



# LOS ANGELES RAMS



KONICA MINOLTA

**LOS ANGELES RAMS - MINNESOTA VIKINGS  
THURSDAY, SEPTEMBER 27, 2018**

**5:20 P.M. PDT**

**LOS ANGELES MEMORIAL COLISEUM  
LOS ANGELES, CALIF.**





# THE LOS ANGELES RAMS FINISH THREE GAME HOME STAND UNDER THE LIGHTS AGAINST MINNESOTA



## 2018 SCHEDULE

### REGULAR SEASON (3-0)

Sept. 10	at Oakland Raiders	7:20 p.m. (Mon.)	W, 33-13
Sept. 16	Arizona Cardinals	1:05 p.m.	W, 34-0
Sept. 23	Los Angeles Chargers	1:05 p.m.	W, 35-23
Sept. 27	Minnesota Vikings	5:20 p.m. (Thur.)	FOX/NFLN
Oct. 7	at Seattle Seahawks	1:25 p.m.	FOX
Oct. 14	at Denver Broncos	1:05 p.m.	FOX
Oct. 21	at San Francisco 49ers	5:20 p.m. (SNF)	NBC
Oct. 28	Green Bay Packers	1:25 p.m.	FOX
Nov. 4	at New Orleans Saints	1:25 p.m.	FOX
Nov. 11	Seattle Seahawks	1:25 p.m.	CBS
Nov. 19	Kansas City Chiefs (Mexico)	5:15 p.m. (Mon.)	ESPN
<b>BYE WEEK</b>			
Dec. 2	at Detroit Lions	10:00 a.m.	FOX
Dec. 9	at Chicago Bears	10:00 a.m.	FOX
Dec. 16	Philadelphia Eagles	5:20 p.m. (SNF)	NBC
Dec. 23	at Arizona Cardinals	1:05 p.m.	FOX
Dec. 30	San Francisco 49ers	1:25 p.m.	FOX

For information about tickets, please visit [www.therams.com/tickets](http://www.therams.com/tickets)

## RAMS HOST THURSDAY NIGHT FOOTBALL



Rams QB Jared Goff and C John Sullivan

Los Angeles, Calif. - The Los Angeles Rams (3-0) host the Minnesota Vikings (1-1-1) under the lights on Thursday Night Football.

The Rams enter the game with the largest point differential (+66, 102-36) of any team through the first three weeks of the 2018 season. The 102 points scored is the third-highest total through the team's first three games this season.

RB Todd Gurley II leads the NFL in scoring five touchdowns and two two-point conversions, totaling 34 points through Week 3.

QB Jared Goff became the third player in league history to pass for at least 350 yards while completing at least 75 percent of his passes in consecutive games, joining Trent Green (2004) and Ryan Fitzpatrick (Weeks 1-2 this year). Goff threw for 354 yards in back-to-back weeks (Weeks 2-3 this year) and completed 75 percent of his passes in the Rams, 34-0, Week 2 win over Arizona and 81 percent of his passes in the team's, 35-23, Week 3 win over the Los Angeles Chargers.

Through Week 3, the Rams have had 29 offensive series and only one - the very first drive of the Week 1 contest at Oakland - has resulted in a three and out (3.4 percent).

L.A. currently holds a two-game lead in the NFC West, the first time the Rams have held a two-game division lead after Week 3 of the NFL season since 1978.

## RAMS COMMUNICATIONS

Visit the Rams Media Information Portal for weekly releases, media guide, access to the Rams media credential system and other pertinent media information at

[www.therams.com/media](http://www.therams.com/media)

### MEET OUR STAFF

**ARTIS TWYMAN**  
ATwyman@Rams.NFL.com

**JULIA FARON**  
JFaron@Rams.NFL.com

**TIFFANY WHITE**  
TWhite@Rams.NFL.com

**TRAVIS LANGER**  
TLanger@Rams.NFL.com

**JOANNA HUNTER**  
JHunter@Rams.NFL.com



KONICA MINOLTA



KONICA MINOLTA

## RAMS BROADCAST INFORMATION

### TELEVISION:



**FOX Sports**  
Play-By-Play: Joe Buck  
Color Analyst: Troy Aikman  
Sideline Reporters: Erin Andrews  
Kristina Pink

### ESPN LA RADIO:



**ESPN 710 AM, 93.1 Jack FM**  
Play-By-Play: J.B. Long  
Color Analyst: Maurice Jones-Drew  
Sideline Reporter: D'Marco Farr

### SPANISH RADIO:



**ESPN Deportes, 1330 AM**  
Play-By-Play: Troy Santiago  
Color Analyst: Ricardo Lopez

### NATIONAL RADIO:

**Westwood One**  
Play-By-Play: Kenny Albert  
Color Analyst: Tony Boselli

## 2018 NFC WEST STANDINGS

Team	W	L	T	Pct.	PF	PA	Conf.	Div.
Los Angeles	3	0	0	1.000	102	36	1-0	1-0
San Francisco	1	2	0	.333	73	89	1-1	0-0
Seattle	1	2	0	.333	65	64	1-1	0-0
Arizona	0	3	0	.000	20	74	0-3	0-1

## RamDOM FACT

DB Blake Countess returned a blocked punt for a touchdown in the Rams-Eagles 2017 contest and against the Los Angeles Chargers in the Rams 35-23 2018 Week 3 win, giving him a punt block returned for a touchdown in consecutive seasons.

The last player to return a blocked punt for a TD in consecutive seasons was Ed Reed in 2002-03, when Reed returned three blocked punts for TDs in that span. Before Reed, Robert Williams achieved the feat in 1991-92.

# RAMS VS. VIKINGS - WEEK 4



## CONNECTIONS

### College Connections:

- Rams QB **Jared Goff** and Vikings LB **Devante Downs** were college teammates at the University of California from 2014-15.
- Rams S **Lamarcus Joyner** roamed the Florida State secondary with Vikings CB **Xavier Rhodes** from 2010-12.
- Rams OL **Austin Blythe** was teammates with Vikings DT **Jaleel Johnson** at Iowa for four seasons (2012-15). Blythe was also a redshirt freshman in 2011 when Vikings T **Riley Reiff** was in his final season as a Hawkeye.
- A trio of former Michigan Wolverines will share the field again this week. Rams DB **Blake Countess** played together with Vikings P **Matt Wile** for three seasons and (2012-14) and OLB **Ben Gedeon** for two seasons (2013-14).
- Rams C **Brian Allen** was teammates with Vikings CB **Trae Waynes** at Michigan State in 2014.
- Four former Oregon State teammates will be reunited for this week's matchup. Vikings T **Mike Remmers** played multiple seasons alongside Rams P **Johnny Hekker** (2008-11), QB **Sean Mannion** (2010-12) and WR **Brandin Cooks** (2011-12). All four players were on the Beavers roster in 2011.
- Rams LB **Micah Kiser** was college teammates at Virginia with Vikings SS **Anthony Harris** from 2013-14.

### Former Vikings:

- Rams C **John Sullivan** was selected by the Vikings in the sixth round (187th overall) of the 2008 NFL Draft and spent his first eight seasons with Minnesota (2008-2015).

### Former Rams:

- Vikings Tight Ends Coach **Todd Downing** was previously the Rams defensive/special teams assistant (2006-07) and assistant secondary/quality control coach (2008).
- Vikings Defensive Backs Coach **Jerry Gray** played defensive back for the Rams from 1985-1991. Gray was drafted by Los Angeles in the first round (21st overall) of the 1985 NFL Draft.

### California Connections:

- Vikings LB **Eric Kendricks** is from Fresno, CA and played collegiately at UCLA.
- Vikings LB **Anthony Barr** is from San Pedro, CA and played collegiately at UCLA.
- Vikings LS **Kevin McDermott** played collegiately at UCLA.
- Vikings DE **Everson Griffen** played collegiately at Southern California.
- Vikings Vice President of Player Personnel/Assistant General Manager **George Paton** is an L.A., native and attended UCLA.

### Minnesota Connections:

- Rams Vice President, Football & Business Administration **Tony Patoors** was born and raised in Minneapolis, Minn.

### Coaching Connections:

- Vikings Head Coach **Mike Zimmer** was the Falcons defensive coordinator in 2007 when Rams General Manager **Les Snead** was the pro scout, director of scouting.
- Vikings Offensive Coordinator **John DeFilippo** was with the Raiders when Rams Special Teams Coordinator **John Fassel** held the same position in 2008.
- Vikings Defensive Coordinator **George Edwards** was the Dolphins linebackers coach when Rams Quarterbacks Coach **Zac Taylor** was the assistant quarterbacks coach (2012) and quarterbacks coach (2013).
- Vikings Co-Offensive Line Coach **Clancy Barone** was the assistant offensive line coach at Texas A&M when Rams Defensive Line Coach **Bill Johnson** held the same position in 1993.
- **Clancy Barone** was with the Falcons as an assistant offensive line coach (2004) and tight ends coach (2005-06) when **Les Snead** was the pro scout, director of scouting.
- **Clancy Barone** was with the Broncos as an offensive line coach when Rams Defensive Coordinator **Wade Phillips** held the same position and Rams Defensive Quality Control **Thad Bogardus** was a coaching intern and defensive coaching assistant from 2015-16.
- Vikings Tight Ends Coach **Todd Downing** was the Lions offensive quality control staff (2009), assistant quarterbacks coach (2010) and quarterbacks coach (2011-13) when Rams Director of Strength Training & Performance **Ted Rath** was the assistant strength and conditioning coach.
- Vikings Defensive Backs Coach **Jerry Gray** held the same position with the Seahawks when Rams Senior Offensive Assistant **Jedd Fisch** was the quarterbacks coach in 2010.
- Vikings Wide Receivers Coach **Darrell Hazell** was the wide receivers coaching intern for the Raiders when Rams Running Backs Coach **Skip Peete** held the same position in 1998.
- Vikings Running Backs Coach **Kennedy Polamalu** was the offensive coordinator at USC when Rams Assistant Head Coach/Linebackers Coach **Joe Barry** was the linebackers coach from 2010-11.
- **Kennedy Polamalu** was the running backs coach (2014-15) and offensive coordinator (16) at UCLA when Rams Wide Receivers Coach **Eric Yarber** was held the same position from 2012-16.
- Vikings Linebackers Coach **Adam Zimmer** was the Saints defensive assistant (2006-08) and assistant linebackers coach (2009) when Rams

Run Game Coordinator **Aaron Kromer** was the offensive line/run game coordinator in 2008 and **Bill Johnson** was the defensive line coach in 2009. The trio won Super Bowl XLIV following the 2009 season.

- Vikings Head Strength and Conditioning Coach **Mark Uyeyama** was the 49ers assistant strength and conditioning (2008-10), head strength and conditioning coach (2011-14) and director of human performance (2015-16) when Rams Assistant to the Head Coach **Billy Naves** was the assistant to the head coach (2009-12) and from 2015-16. Rams Safeties Coach **Ejoro Evero** held various positions in San Francisco from 2011-15.
- Vikings Assistant Strength and Conditioning Coach **Derik Keyes** was the Texans assistant strength and conditioning coach in 2012 when **Wade Phillips** was the defensive coordinator.

### Player-Coach Connections:

- **Eric Yarber** was the wide receivers coach at UCLA when Vikings LS **Kevin McDermott** (2012) and LBs **Anthony Barr** (2012-13) and **Eric Kendricks** (2012-14) were playing for the Bruins.
- **Zac Taylor** was the offensive coordinator/quarterbacks coach for the University of Cincinnati in 2016 when Vikings RB **Mike Boone** and LB **Eric Wilson** were playing for the Bearcats.
- While Vikings WR **Aldrick Robinson** (2011-14), T **Tom Compton** (2012-15) and QB **Kirk Cousins** (2012-17) played for the Redskins, three current Rams coaches were also with Washington: Rams Head Coach **Sean McVay** as tight ends coach (2011-13) and offensive coordinator (2014-16), **Aubrey Pleasant** as an offensive assistant (2013), defensive quality control (2014-15) and assistant defensive backs coach (2016) and **Joe Barry** as the defensive coordinator (2015-16).
- **Aubrey Pleasant** was a defensive assistant at the University of Michigan in 2011-12 when Vikings P **Matt Wile** was playing for the Wolverines.
- **Jedd Fisch** was the quarterbacks/wide receivers/passing game coordinator at the University of Michigan in 2015-16 while Vikings LB **Ben Gedeon** was playing for the Wolverines.
- **Jedd Fisch** was the offensive coordinator/quarterbacks coach at the University of Miami (FL) in 2012 when Vikings G **Danny Isidora** was a redshirt freshman.
- **Jedd Fisch** was the offensive coordinator/quarterbacks coach at the University of Minnesota in 2009 while Vikings DB **Marcus Sherels** was playing for the Gophers.
- Rams Assistant Strength and Conditioning Coach **Dustin Woods** was with the Cincinnati Bengals in 2015 when Vikings S **George Iloka** was playing safety for the team. Rams T **Andrew Whitworth** was also playing for the Bengals in 2015.
- While Vikings DT **Tom Johnson** was playing for the New Orleans Saints from 2011-13, **Bill Johnson** was the team's defensive line coach and **Aaron Kromer** was the offensive line/running game coordinator/interim head coach (2011-12).
- **Ejoro Evero** was an offensive assistant for the San Francisco 49ers in 2013 when **Kevin McDermott** was playing for the team.
- **Ted Rath** was the assistant strength and conditioning coach for the Detroit Lions when Vikings T **Riley Reiff** was playing for the team from 2012-15.
- **Joe Barry** was the Chargers linebackers coach in 2013 when Vikings T **Mike Remmers** was playing for San Diego.
- While Vikings S **Andrew Sendejo** was playing for the Cowboys in 2010, two current Rams coaches were also with Dallas: **Wade Phillips** as the head coach and Rams Running Backs Coach **Skip Peete** in the same position.
- While Vikings QB **Trevor Siemian** was playing for the Broncos from 2015-17, two current Rams coaches were also in Denver: **Wade Phillips** as the defensive coordinator and **Thad Bogardus** as a coaching intern (2015) and defensive coaching assistant (2016).
- Rams Pass Game Coordinator **Shane Waldron** was a graduate assistant at Notre Dame in 2007 when Vikings S **Harrison Smith** was on the Fighting Irish football team.

## WHAT TO WATCH FOR

• P **Johnny Hekker** has 199 career punts placed inside the 20-yard line. He needs two punts placed inside opponents' 20-yard line to tie Louie Aguair (201) for 50th place all-time in NFL history (since 1976). Jeff Feagles has the most punts inside the 20 in NFL history with 554.

• QB **Jared Goff** has seven career 300-plus passing yard games, which is tied for the fourth-most in franchise history. With his next 300-plus yard game, he will surpass Sam Bradford for sole possession of fourth place in franchise history. The Rams are 7-0 when Goff throws for over 300 yards.

# RAMS VS. VIKINGS - WEEK 4



## RAMS PERFORMANCES AGAINST THE VIKINGS

DT Ndamukong Suh.....	9 GP	30 total tackles	22 solo tackles	6.5 sacks	7 tackles for loss
CB Aqib Talib .....	3 GP	7 total tackles	7 solo tackles	1 tackles for loss	3 wins
CB Marcus Peters .....	1 GP	6 total tackles	6 solo tackles	2 passes defensed	1 interception
WR Brandin Cooks.....	1 GP	8 receptions	74 yards	9.3 yards/reception	19-yard long

## TALE OF THE TAPE

Rams (NFL Rank)		Vikings (NFL Rank)
34.0 (4)	<b>Points Per Game</b>	19.7 (22t)
439.3 (3)	<b>Total Offense</b>	371.7 (14)
133.7 (6)	<b>Rush Offense</b>	66.0 (31)
305.7 (4t)	<b>Pass Offense</b>	305.7 (4t)
32:18 (6)	<b>Time Of Possession Average</b>	27:33 (28)
12.0 (1)	<b>Opponent Points Per Game</b>	24.0 (17)
296.0 (6)	<b>Total Defense</b>	323.3 (10)
96.7 (9)	<b>Rush Defense</b>	105.3 (14)
199.3 (6)	<b>Pass Defense</b>	218.0 (9)
4.0/11 (28t)	<b>Sacks Made/Yards</b>	10.0/84 (3t)
4 (7)	<b>Interceptions</b>	3 (8t)
+3 (4t)	<b>Turnover Differential</b>	-1 (18t)
15.3 (4)	<b>Punt Return Average</b>	4.0 (27)
24.6 (14)	<b>Kickoff Return Average</b>	26.0 (9t)
3 (26t)	<b>Punts Inside the 20</b>	7 (7t)
71.4 (26)	<b>Field Goal Percentage</b>	25.0 (30)

## BY THE NUMBERS

**2**  
DB Blake Countess has returned **2** blocked punts for touchdowns since the start of the 2018 season.

**3**  
In last season's 41-39 Thursday night win over the 49ers, Rams QB Jared Goff and RB Todd Gurley II each posted **3** touchdowns. Gurley was also one of **3** skill position players to accumulate 100-plus yards in the game (WRs Robert Woods and Sammy Watkins).

**26**  
The last matchup between the Vikings and Rams hosted in Los Angeles took place on November 29, 1992, nearly **26** years ago.

**100**  
Rams P Johnny Hekker will play his **100th** consecutive game on Thursday night, tied for the fifth longest streak among active punters.

## RAMS 2018 LEADERS

<b>Passing</b>	<b>Comp/Att.</b>	<b>Yards</b>	<b>TDs</b>	<b>INTs</b>	<b>Rtg.</b>
Jared Goff	71/101	941	6	2	111.0
<b>Rushing</b>	<b>Att.</b>	<b>Yards</b>	<b>Avg.</b>	<b>Long</b>	<b>TDs</b>
Todd Gurley II	62	255	4.1	23	4
<b>Receptions</b>	<b>Rec.</b>	<b>Yards</b>	<b>Avg.</b>	<b>Long</b>	<b>TDs</b>
Brandin Cooks	19	336	17.7	57	0
Robert Woods	19	222	11.7	22	2
<b>Receiving Yards</b>	<b>Yards</b>	<b>Rec.</b>	<b>Avg.</b>	<b>Long</b>	<b>TDs</b>
Brandin Cooks	336	19	17.7	57	0
<b>Tackles</b>	<b>Total</b>	<b>Solo</b>	<b>Asst.</b>		
Cory Littleton	26	19	7		
<b>Sacks</b>	<b>No.</b>	<b>Yards</b>			
Four players	1.0	-			
<b>Interceptions</b>	<b>No.</b>	<b>Yards</b>	<b>Avg.</b>	<b>Long</b>	<b>TD</b>
Four players	1	-	-	-	-
<b>Punting</b>	<b>No./Yards</b>	<b>Avg.</b>	<b>Net Avg.</b>	<b>In20</b>	<b>Long</b>
Johnny Hekker	5/268	53.6	45.4	3	62
<b>Kicking</b>	<b>FGM</b>	<b>FGA</b>	<b>FG Pct.</b>	<b>Long</b>	<b>Points</b>
Greg Zuerlein	4	5	80.0	55	15
Johnny Hekker	1	1	1.00	20	4
Sam Ficken	0	1	0.00	0	5
<b>Punt Returns</b>	<b>Ret/FC</b>	<b>Yards</b>	<b>Avg.</b>	<b>Long</b>	<b>TDs</b>
JoJo Natson	8/1	141	17.6	60	0
Pharoh Cooper	2/1	12	6.0	12	0
<b>Kickoff Returns</b>	<b>Ret.</b>	<b>Yards</b>	<b>Avg.</b>	<b>Long</b>	<b>TDs</b>
Pharoh Cooper	3	75	25.0	26	0
Blake Countess	2	51	25.5	26	0
JoJo Natson	2	46	22.0	22	0

## VIKINGS 2018 LEADERS

<b>Passing</b>	<b>Comp/Att.</b>	<b>Yards</b>	<b>TDs</b>	<b>INTs</b>	<b>Rtg.</b>
Kirk Cousins	95/139	965	7	2	98.8
<b>Rushing</b>	<b>Att.</b>	<b>Yards</b>	<b>Avg.</b>	<b>Long</b>	<b>TDs</b>
Dalvin Cook	26	78	3.0	15	0
<b>Receptions</b>	<b>Rec.</b>	<b>Yards</b>	<b>Avg.</b>	<b>Long</b>	<b>TDs</b>
Adam Thielen	32	338	10.6	34	1
<b>Receiving Yards</b>	<b>Yards</b>	<b>Rec.</b>	<b>Avg.</b>	<b>Long</b>	<b>TDs</b>
Adam Thielen	388	32	10.6	34	1
<b>Tackles</b>	<b>Total</b>	<b>Solo</b>	<b>Asst.</b>		
Harrison Smith	20	16	4		
<b>Sacks</b>	<b>No.</b>	<b>Yards</b>			
Danielle Hunter	3.0	20.0			
<b>Interceptions</b>	<b>No.</b>				
Three players	1				
<b>Punting</b>	<b>No./Yards</b>	<b>Avg.</b>	<b>Net Avg.</b>	<b>In20</b>	<b>Long</b>
Matt Wile	15/693	46.2	39.1	7	70
<b>Kicking</b>	<b>FGM</b>	<b>FGA</b>	<b>FG Pct.</b>	<b>Long</b>	<b>Points</b>
Daniel Carlson	1	4	25.0	48	9
<b>Punt Returns</b>	<b>Ret/FC</b>	<b>Yards</b>	<b>Avg.</b>	<b>Long</b>	<b>TDs</b>
Marcus Sherels	4/3	20	5.0	13	0
<b>Kickoff Returns</b>	<b>Ret.</b>	<b>Yards</b>	<b>Avg.</b>	<b>Long</b>	<b>TDs</b>
Mike Hughes	4	107	26.8	46	0

## RAMS-VIKINGS SERIES HISTORY

Record vs. Vikings (including postseason).....	Vikings, 16-27-2
Series points.....	Vikings - 1,018, Rams - 970
Last regular season game.....	Vikings, 24-7, 11/19/2017
Rams largest winning margin.....	36, 39-3, 9/22/1967
Vikings largest winning margin.....	28, 34-6, 9/7/2014
Current series streak.....	Vikings, five games
Rams longest win streak.....	Four games, 1978-1985
Vikings longest win streak.....	Six games, 1987-1998
Most points, Rams.....	49, 49-37, 1/16/2000
Most points, Vikings.....	45, 45-41, 11/19/1972
Most points, both teams.....	86 - Twice
Fewest points, Rams.....	3, 13-3, 10/26/1970
Fewest points, Vikings.....	3, Three times
Fewest points, both teams.....	16 - Vikings, 13-3, 10/26/1970

# COACHES' CORNER



On January 12, 2017, Los Angeles Rams Owner/Chairman E. Stanley Kroenke named Sean McVay the 23rd full-time head coach in franchise history. McVay became the youngest coach in modern NFL history.

In his first season guiding the Rams, McVay completed one of the greatest offensive turnarounds in NFL history. He helped the Rams move from the 32nd-ranked scoring offense in 2016 to the league's top-scoring team in 2017, marking the first time in league history a team has gone from last to first in scoring. The first-year head coach led the Rams to an 11-5 record and their first NFC West title since the 2003 season, earning the team's first playoff berth since 2004.

Following his first season in L.A., McVay was named The Associated Press Coach of the Year, becoming the youngest head coach to ever win the award. RB Todd Gurley II brought home Offensive Player of the Year, marking the first time in the 45-year history of the awards there was a sweep of three of the league's top awards. The Rams placed eight players in the 2018 Pro Bowl, the most in a single season by the franchise since the 1999 campaign.

Year honors, while DT Aaron Donald was named the Defensive Player of the Year, marking the first time in the 45-year history of the awards there was a sweep of three of the league's top awards. The Rams placed eight players in the 2018 Pro Bowl, the most in a single season by the franchise since the 1999 campaign.

Under McVay's guidance in 2017, second-year QB Jared Goff flourished. Goff completed 296-of-477 (62.1 percent) of his passes for 3,804 yards with 28 touchdowns and seven interceptions posting a 100.5 QB rating on the season. Gurley led the league in scrimmage yards finishing the year with 2,093 yards, including 1,305 rushing yards and 788 receiving yards. Additionally, Gurley was the league's highest scoring non-kicker posting 19 total touchdowns on the season.

The Rams defense posted the fourth-most sacks (48.0), tied for sixth in interceptions (18) and finished the 2017 campaign fifth in total takeaways with 28 on the season. The 28 takeaways directly resulted in 126 points for L.A., the second-best total in the NFL.

In his first season as head coach, the Rams special teams unit played an integral part in the team's success and was rewarded with a total of four special teamers being named to the Pro Bowl. The L.A. special teams unit was a top-10 finisher in 18 of the 22 statistical categories in the 2017 special-teams rankings.

McVay completed his third season as the Redskins' offensive coordinator in 2016 after initially being promoted to the position on January 15, 2014. Prior to his promotion during the 2014 offseason, McVay spent three seasons as the team's tight ends coach and one as an offensive assistant.

The 2016 Redskins' offensive unit broke many franchise records and ranked in the top three in a number of statistical categories. The Washington offense became the first unit in franchise history to average over 400 yards per game (403.4) and notched a franchise record 6,545 total net yards. Quarterback Kirk Cousins finished the year with single-season team records in completions (406) and passing yards (4,917) and matched his team record for 300-yard passing games (seven). His 4,917 passing yards ranked third in the NFL in 2016 and are the 15th-most in a season in NFL history. Cousins closed out the season ranked second in the NFL in passing yards per game (297.4), passing yards per play (7.84) and yards per play (6.4), in addition to being the league's third ranked offensive team, averaging 403.4 yards per game.

From 2015-16, Cousins threw for 9,083 yards, the fourth highest output by a quarterback trailing only Drew Brees (10,078), Matt Ryan (9,535) and Philip Rivers (9,178). The Redskins offense had eight players finish the season with at least 500 yards from scrimmage (DeSean Jackson, Pierre Garcon, Jamison Crowder, Rob Kelley, Chris Thompson, Jordan Reed, Vernon Davis and Matt Jones), tying the 2011 New Orleans Saints for the most in a single season in NFL history.

McVay's group posted a breakout campaign in his second year as offensive coordinator in 2015, including record-setting performances by quarterback Kirk Cousins and tight end Jordan Reed. McVay's scheme and tutelage helped Cousins break Redskins records for attempts (543), completions (379), passing yards (4,166) and 300-yard passing games (seven) in a single season.

Collectively, McVay's 2015 offense recorded top-10 rankings in third down percentage (43.5, fifth in the NFL), red zone scoring percentage (61.2, eighth), yards per play (5.6, 10th) and points per game (24.3, 10th). The Redskins also led the NFL with a team-record 69.5 completion percentage in 2015, leading the league in the category for the 11th time in team history and the first time since 1970.

In his first season as offensive coordinator in 2014, McVay helped the offense to a Top 10 league ranking in yards per play (5.7) despite starting three different quarterbacks. His work with the three passers was instrumental in setting a team record for completion percentage (66.5 percent, later broken in 2015) and helping facilitate the explosive debut season of wide receiver DeSean Jackson.

In 2013, McVay played a crucial role in Reed's development, as the then-rookie compiled 45 receptions for 499 yards – both Redskins' single-season rookie tight end records – despite Reed playing in only nine games.

During Washington's NFC East championship season in 2012, McVay's unit was productive despite losing starting tight end Fred Davis to a torn Achilles tendon in Week 7. Davis had led the team in both receptions (24) and receiving yards (325) through seven games before being placed on the Reserve/Injured list.

In 2011, McVay played an integral role in Davis' emergence, as the then fourth-year tight end surpassed his previous career highs despite playing in only 12 games. Davis caught 59 passes for 796 yards, the second-highest total on the team in both categories.

McVay served as an offensive assistant to the Redskins in 2010 in addition to working with the tight ends during the final four weeks of the season following coach Jon Embree's departure. McVay joined the Redskins prior to the 2010 season after an undefeated regular season with the Florida Tuskers of the United Football League (UFL). The Tuskers finished a perfect 6-0 before losing in the UFL's inaugural championship game. McVay originally entered the National Football League as an offensive assistant with the Tampa Bay Buccaneers in 2008.

McVay graduated from Miami University (Ohio) where he played wide receiver from 2004-07, earning Miami's Scholar-Athlete Award in 2007. His grandfather, John, served in various roles – including vice president/director of football operations from 1983-94 – for the San Francisco 49ers from 1979-95, overseeing five Super Bowl championship squads and earning induction into the 49ers Hall of Fame in 2013.

Mike Zimmer enters his 5th season as Vikings Head Coach in 2018 following a record-setting 2017 campaign that saw the Vikings go 13-3, win the NFC North title, and advance to the NFC Championship game with the #1 ranked defense in the NFL – in both yards allowed and points allowed. The #1 ranking in total defense was the 1st time the Vikings have achieved the feat since the 1993 season and a testament to Zimmer's scheme and teaching since he inherited the #31 defense in the NFL when he took over as head coach in 2014. Zimmer was hired as the 9th head coach in Vikings history on Jan. 15, 2014. A veteran defensive coordinator, Zimmer is in his 25th season on an NFL sideline in 2018.



In his NFL tenure, Zimmer has been a part of 13 playoff teams and teams that have won 9 Division titles. He coached the Cowboys DBs when Dallas won Super Bowl XXX over Pittsburgh after the 1995 season. The 2017 Vikings rank 2nd in franchise history for wins in a regular season with 13, trailing only the 15-1 club in 1998. The Vikings landed 4 players on the Associated Press All-Pro teams- S Harrison Smith (1st Team), CB Xavier Rhodes (1st Team), WR Adam Thielen (2nd Team), DE Everson Griffen (2nd Team) and had 7 players earn Pro Bowl honors- Thielen, Smith, Griffen, Rhodes, LB Anthony Barr, DT Linval Joseph and TE Kyle Rudolph. The team had to overcome its fair share of adversity early in the season to get on a roll after a 2-2 start. Case Keenum stepped in at QB after regular starter Sam Bradford went on injured reserve and rallied the offense despite losing rookie phenom RB Dalvin Cook to injury early in the season. Individually, Thielen led the team with 1,276 yards on 91 catches and free agent pickup RB Latavius Murray led the ground game with 842 yards and 8 TDs. Griffen had a team-high 13.0 sacks to tie for 4th in the NFL and Harrison Smith had 5 interceptions. Keenum had a career-year, posting an 11-3 record as the starter, had a 67.6% completion mark to rank #2 in the NFL, the 4th-best % in Vikings history. Keenum had a 22-7 TD/INT ratio and ranked #7 in the NFL with a 98.3 passer rating, the 5th-best mark in Vikings history.

The 2016 Viking battled injuries and adversity throughout the season to finish 8-8 while plugging new talents into the offense, an opportunistic defense with a knack for takeaways (27) and a special teams group posted 3 TDs (2 PR, 1 KOR). The Vikings had 6 players earn Pro Bowl honors- DE Everson Griffen (2nd honor), S Harrison Smith (2nd honor), KR Cordarrelle Patterson (2nd honor), LB Anthony Barr (2nd honor) and CB Xavier Rhodes earned his 1st berth in the all-star game.

In his 2nd season leading the Vikings in 2015, Zimmer piloted the club to an NFC North title and a Wild Card Playoff berth. The team played clean, smart football down the stretch and won 3 in a row to end the regular season, capturing the division crown at Green Bay and taking the title from the 4-time defending NFC North champs. The Vikings 11-5 mark tied for the 2nd-best record since 2000 and gave the Vikings their 1st North crown since 2009. Minnesota was the least-penalized team in the NFL with 88 and lowest penalized offense in the NFL, with only 30 on the season.

The 2014 Vikings turned to Bridgewater to start 12 games of his rookie season, and he responded with a 6-6 record, going 3-2 in his final 5 starts, and set virtually every franchise record for a rookie QB. Defensively, the 2014 Vikings improved from #31 in total defense to #14 in the NFL with a new lineup. The Vikings #7 ranking in the NFL in passing defense was the highest finish since the 1993 season when the club was #6. The Vikings had a 113-point improvement in offensive points allowed from 2013 to 2014, the biggest improvement in the NFL in that span.

Zimmer's arrival in Cincinnati for the 2008 season signaled a franchise turnaround on the defensive side of the ball. The Bengals notched top-10 defensive rankings in 2009, '11, '12 and '13 after only cracking the NFL's top 10 once in 18 seasons prior to Zimmer joining the team. During his tenure, Zimmer coached Geno Atkins as he became one of the top DTs in the NFL, earning consensus All-Pro honors in 2012 and Pro Bowl berths in 2011 and 2012. In 2013, LB Vontaze Burfict continued his rise from an undrafted rookie free agent in 2012 to a Pro Bowler in 2013. Atkins became the 1st Bengals defensive lineman since Tim Krumrie in 1988 to earn a Pro Bowl trip, and Burfict was the 1st Bengals LB to be honored since Jim LeClair in 1976.

Zimmer led top-10 defenses for Dallas in both a 4-3 and 3-4 scheme. The 2003 Cowboys defense ranked #1 in the NFL with only 253.3 yards per game allowed. During Zimmer's tenure in Dallas as DBs coach (1994-99) and defensive coordinator (2000-06) the team ranked in the top 5 of NFL scoring defense a total of 6 times. The 1995 Cowboys hoisted the Lombardi Trophy in Super Bowl XXX with a win over Pittsburgh, and one of Zimmer's pupils, CB Larry Brown, won the Super Bowl MVP award with a pair of INTs in the game. Brown is 1 of only 3 DBs to earn Super Bowl MVP honors in the history of the game.

Before moving to the NFL ranks, Zimmer spent 15 seasons coaching at the collegiate level. He spent his final 5 seasons in the college ranks as defensive coordinator at Washington State from 1989-93. Zimmer was at Weber State from 1981-88, serving as defensive coordinator from '83-88. He entered the profession at Missouri as an assistant from 1979-80.

Zimmer played QB and later LB at Illinois State, earning a degree in physical education. He has 3 children - son, Adam, and daughters, Corri and Marki. Adam is coaching the Vikings LBs after having spent time with Kansas City, New Orleans and Cincinnati as an assistant LBs and DBs coach. The father and son have each both earned Super Bowl titles with Adam's coming after the 2009 season when the Saints won Super Bowl XLIV over Indianapolis. Coaching is a family tradition with the Zimmers as Mike's father, Bill, earned Illinois Hall of Fame honors as a prep football and wrestling coach. Zimmer played football, baseball and wrestled at Lockport Township High School in suburban Chicago. Both Bill and Mike Zimmer have been inducted into the Lockport Hall of Fame, and Bill is also in the Bradley University and Illinois High School Hall of Fame.

Vikki Zimmer, Mike's wife of 27 years, passed away in Cincinnati on Oct. 8, 2009. The Pro Football Writers of America recognized Zimmer overcoming the tragedy by voting him the winner of the Halas Award for the season, an annual award presented to the individual in the NFL that overcame the most adversity to succeed. The Zimmer family awards scholarships to deserving students through the Mike Zimmer Foundation, which also hosts an annual football camp for youth.

# LOS ANGELES RAMS PROJECTED STARTERS



## OFFENSE

**WR Cooper Kupp** – Second-year pro has played in 18 games with nine starts. Through three games in 2018, ranks third on the team in receptions (15) and receiving yards (186), rushed three times for 13 yards. As a rookie in 2017, hauled in 62 receptions for 869 yards and five touchdowns. Kupp was the first Rams rookie in franchise history to catch eight passes in a postseason game.

**TE Tyler Higbee** – Played in 35 career regular season games with 26 starts. Posted three receptions for 38 yards through three games in 2018. Started all 16 contests of the 2017 regular season and finished with 25 receptions for 295 yards and a touchdown. Posted a career-best 98 yards receiving on four receptions against the Seahawks in a 2017 Week 5 contest.

**LT Andrew Whitworth** – 13th-year pro has started 182-of-186 career regular season games played and started all seven postseason games he has played in. Did not allow a sack or commit a penalty through the first two games of the 2018 season. Voted a team captain by his peers for the second-consecutive season with the Rams. Named to his fourth-career Pro Bowl following the 2017 campaign.

**LG Rodger Saffold III** – Ninth-year pro has started 98-of-101 career regular season games played, including 15 games of the 2017 campaign at LG. Has started at four different positions in 98 career starts - 42 at LG, 38 at LT, 13 at RG, and five at RT. Made his postseason debut starting at LG in the Wild Card round against Atlanta, blocking for Gurley to rush for 101 yards, first Rams running back to notch a 100-plus yard game in his postseason debut since Jim Gillette had 17 carries for 101 yards vs. Washington (12/16/45).

**C John Sullivan** – Started 112-of-140 career regular season games played, all at the center position. Has given up only 1.0 sack in 18 regular season games played with the Rams. Paved the way for RB Todd Gurley II to amass 2,093 yards from scrimmage through 15 games played a season ago. Has appeared in five playoff games with four starts, including the Wild Card game versus Atlanta.

**RG Austin Blythe** – Third-year pro has appeared in 27 games with five starts, including the first three games of the 2018 campaign at the right guard position. Joined the team via waivers from the Indianapolis Colts prior to the 2017 campaign. Versatile interior offensive lineman appeared in all 16 regular season games for the Rams in 2017 with one start. Played 24 career games with two starts.

**RT Rob Havenstein** – Fourth-year pro, started all 46 career regular season games played and the 2017 Wild Card contest, has committed only 10 penalties in 46 games. A second-round selection (No. 57 overall) by the Rams in the 2015 NFL Draft, signed a contract extension prior to the 2018 campaign. Provided blocking for RB Todd Gurley II to rush for 101 yards, first Rams running back to notch a 100-plus yard game in his postseason debut since Jim Gillette had 17 carries for 101 yards vs. Washington (12/16/45).

**WR Brandin Cooks** – Acquired by the Rams via a trade that sent the Rams 2018 first-round pick to the Patriots. Signed a five-year contract extension prior to reporting to training camp. Fifth-year pro has played in 61 regular season games with 49 starts. Tied for a team-best 19 receptions with a team-high 336 yards receiving (17.7 yards/reception). At Oakland in Week 1, drew two pass interference calls resulting in 87 penalty yards. Posted at least 1,000 yards receiving in each of the last three seasons. Recorded 285 career receptions for 4,030 yards and 27 touchdowns. Averages 14.3 yards per reception with a 98-yard touchdown as his longest reception. Has 10 100-plus yard receiving games with a career-best 186 yards coming against the Arizona Cardinals in 2016 when Cooks played with the Saints.

**WR Robert Woods** – The USC product has played in 72 regular season games with 62 starts through Week 3 of 2018. Established a career-best 171 yards receiving vs. Houston in a Week 10 win. Totalled 56 catches for 781 yards through 12 games played last season. Led the team in receptions (nine) and receiving yards (142) against the Falcons in the NFC Wild Card game. Woods' 142 receiving yards are the fourth-highest output in a single postseason game in Rams history and is the fourth receiver in franchise history to post 100-plus receiving yards in their postseason debut with the Rams.

**QB Jared Goff** – Started all 25 regular season games he has played in as a professional and his first playoff contest. Through the first three games of the 2018 season, completed 71-of-101 passing attempts for 941 yards, six touchdowns, two interceptions and a 111.0 QB rating. Became the third QB in league history to throw for over 350 yards while completing at least 75 percent of his passes (Weeks 2-3). During the 2017 regular season, completed 296-of-477 passing attempts with 28 touchdowns, seven interceptions and a 100.5 QB rating. Established a career-best 355 yards passing vs. Houston in Week 10 win and a career-high 146.8 QB rating in Week 9 win at New York Giants, a game in which he averaged 22.2 yards per completion. Completed 24-of-45 passes for 259 yards and one touchdown, the 45 pass attempts is tied for the second-most in postseason history with Kurt Warner, vs. Tennessee (1/30/00 - SB XXXIV) and Jim Everett, at Minnesota (12/26/88).

**RB Todd Gurley II** – Fourth-year pro has started 46-of-47 career games played. In 2018 season opener, tallied 108 yards rushing and 39 yards receiving, followed it up with a three touchdown performance in Week 2 win over Arizona. Posted 2,093 yards from scrimmage in 15 regular season games in 2017 and 19 total touchdowns in 2017, both are single-season career bests. Recorded 279 rushing attempts for 1,305 yards (4.7 yards/rush) with 13 rushing touchdowns. Led the team with 64 receptions for 788 yards (second-highest total on the team) and six receiving touchdowns. Named the NFC Offensive Player of the Month for September and December and named NFC Offensive Player of the Week for the team's Week 4 win at Dallas and Week 15 win at Seattle. Rushed 14 times for 101 yards, in his playoff debut against Atlanta, becoming the first Rams running back to notch a 100-plus yard game in his postseason debut since Jim Gillette had 17 carries for 101 yards vs. Washington (12/16/45).

### KEY CONTRIBUTOR

**TE Gerald Everett** – Second-year pro has played in all 19 regular season games and one playoff contest with two regular season starts through Week 3 of 2018. Hauled in 16 receptions for 244 yards and two touchdowns as a rookie in 2017. Averaged 14.7 yards per reception, with his longest reception netting 69 yards. Tallied one rushing attempt for a 13-yard gain.

## DEFENSE

**DE Michael Brockers** – The seventh-year pro started 92-of-94 career regular season games played. Tallied the Rams first sack of the 2018 season in Week 1 at Oakland. Led all Rams defensive linemen with 65 tackles, including 41 solo stops, eight tackles for a loss, 4.5 sacks and four passes defended during the 2017 regular season. The LSU product has 20.0 career sacks, eight passes defended, two forced fumbles and one fumble recovery. Started his playoff debut, a Wild Card contest against the Falcons. Recorded 0.5 sack in 2017 Wild Card contest, a sack split with DT Aaron Donald.

**NT Ndamukong Suh** – Ninth-year pro has started all 129 career games played, including 102-consecutive starts, the longest by an active defensive lineman. Recorded two tackles in Rams debut. Totalled 52.5 career-sacks resulting in 343 yards lost. Recorded his first sack as a Ram in a Week 3 win over the Chargers. Joined the Rams as a free agent during the 2018 offseason. A five-time Pro Bowler, has been named first-team All-Pro three times and second-team All-Pro twice. Recorded seven multi-sack games, including five games with 2.0 sacks, most recently against the Texans in 2015, as a member of the Dolphins organization.

**DT Aaron Donald** – Four-time Pro Bowler has started 61-of-65 regular season games played. Recorded 52 tackles including 31 solo and 16 tackles for a loss, a team-best 11.0 sacks and five forced fumbles during the 2017 regular season. In the team's 2017 Week 3 contest, his second game of the season, corralled 49ers QB Brian Hoyer for a game-clinching sack. Matched a career-best 3.0 sacks in 2017 Week 15 win over Seattle. Started the team's Wild Card contest against Atlanta, posted five tackles, 0.5 sack, one tackle for loss and one QB hit in postseason debut.

**OLB Samson Ebukam** – Second-year pro out of Eastern Washington played in 19 regular season games with five starts through Week 3 of 2018. Posted his first sack of 2018 (third career) in 2018 Week 2 win over Arizona. Tallied 38 tackles during the 2017 regular season, including 18 solo stops and 2.0 sacks and one forced fumble. First-career sack came in a 2017 Week 10 win over Houston. Appeared in the 2017 Wild Card contest against the Falcons, finishing with one tackle.

**OLB Dominique Easley** – Fourth-year pro has played in 41 games with six starts through Week 3 of the 2018 season. Spent 2017 season on injured reserve. Posted 6.5 career sacks, one interception, 13 TFL and two forced fumbles.

**LB Cory Littleton** – Third-year pro has played in all 35 regular season games and one playoff game since joining the team as an undrafted free agent following the 2016 NFL Draft. Earned eight career starts, including four during the 2017 campaign. In 2018 Week 1 contest, recorded 13 total tackles and one interception. Tallied six passes defended, three quarterback hurries, two tackles for loss, one forced fumble, two interceptions and 1.0 sack in his career.

**LB Mark Barron** – Seventh-year pro out of Alabama started 81-of-92 career regular season games played. Ranked second on the team with 108 total tackles including a team-high 80 solo stops during the regular season. Transitioned for a pure safety to a hybrid linebacker role, before settling in as a true linebacker under Defensive Coordinator Wade Phillips' 3-4 defense. In the team's Week 5 contest with the Seahawks, registered a team-high 18 total tackles. Was one-of-two Rams defenders to record at least 10 tackles in 2017 Wild Card game against Atlanta, finishing second with 10 total tackles in his playoff debut.

**CB Aqib Talib** – 11th-year professional, acquired via trade during 2018 offseason. Played in 138 regular season games with 124 starts. Recorded a 103-yard interception returned for a touchdown in 2017. Has 10 career pick-sixes, two short of matching the all-time NFL record for interceptions returned for touchdowns (12) set by Rod Woodson. Started all eight postseason games he has appeared in, including Super Bowl 50, as a member of the Denver Broncos playing for Rams Defensive Coordinator Wade Phillips. Five-time Pro Bowler, most recently following the 2016 season.

**CB Marcus Peters** – Fourth-year pro joined the Rams via a trade with the Kansas City Chiefs in the 2018 offseason. Recorded a pick-six in Rams debut, intercepting Raiders QB Derek Carr and returned it 50 yards for a TD. A 2016 First-Team All-Pro was the No. 18 overall selection in the 2015 NFL Draft by the Chiefs out of Washington. Since entering the league in 2015, has recorded 20 interceptions, most in the NFL during that span. Started all 48 career games played, including 14 last season. Named to consecutive Pro Bowls following the 2015 and 2016 seasons.

**FS Lamarcus Joyner** – Fifth-year pro has started 30-of-55 career games played, snared three interceptions and posted 4.0 sacks in his career. Tallied first-career INT and returned it 29 yards for a TD in 2017 Week 1 win over the Colts. Recorded 61 total tackles during the 2017 campaign, including 32 solo tackles, seven passes defended and one forced fumble. Tied for a team-best three interceptions in 12 games played during the 2017 regular season. Led the team with 11 total tackles, including 10 solo stops in his playoff debut against the Falcons.

**SS John Johnson III** – Second-year pro out of Boston College played in all 19 regular season games for the Rams with 14 starts through Week 3 of the 2018 season. Posted Rams first interception of 2018 in season opener at Oakland. Earned first-career start in team's 2017 Week 5 game against the Seahawks, recorded first-career interception and returned it 69 yards setting up a FG. Recorded 87 total tackles last season, including 51 solo stops and 11 passes defended on the season. Posted a team-high 13 total tackles in 2017 Week 14 loss to Philadelphia. Started Wild Card contest against Atlanta and finished with six total tackles.

### KEY CONTRIBUTORS

**CB Nickell Robey-Coleman** – Fifth-year CB earned first start as a Ram in 2017 Week 2 contest. Registered 50 total tackles, including 36 solo with two interceptions and nine passes defended during the 2017 regular season. Played in 82 career games with 19 starts in his career. Posted five career interceptions and two returned for touchdowns.

**DL Ethan Westbrooks** – Fifth-year professional has played in 54 career regular season games with 11 starts, including nine starts during the 2017 regular season. Posted 28 tackles, including 16 solo, seven tackles for loss, 4.0 sacks, five quarterback hits and one pass defended a season ago. Started his first-career playoff game against Atlanta, recorded three total tackles in playoff debut.

**OLB Matt Longacre** – Fourth-year pro has played in 28 games with one start through Week 3 of the 2018 season. Recorded a career-best 5.5 sacks in 14 games played a season ago. Tallied 16 QB hurries, eight tackles for loss, one forced fumble and one fumble recovery in his career.

# COORDINATORS' CORNER



## RUN AND PASS GAME COORDINATORS

**Aaron Kromer, Run Game Coordinator:** Aaron Kromer begins his second season with the Los Angeles Rams, his first season serving as the team's run game coordinator.

In his first season with the Rams, Kromer served as the offensive line coach overseeing the most stable offensive line unit in the NFL during the 2017 season. With the help of Kromer and the offensive coaching staff, the Rams improved from the 32nd ranked scoring team in 2016 to the league's top-scoring team in 2017.

Under Kromer's guidance, the offensive line blocked for RB Todd Gurley II, who was named The Associated Press Offensive Player of the Year after leading the league in scrimmage yards (2,093) and total touchdowns (19).

A veteran of more than 17 years as an offensive line coach, Kromer came to Los Angeles prior to the 2017 season after serving the past two seasons in the same capacity with the Buffalo Bills. In his 18 years as an NFL offensive line coach or coordinator, Kromer has helped 16 players earn a total of 23 Pro Bowl appearances.

**Shane Waldron, Pass Game Coordinator:** Waldron is entering his seventh NFL season, second with the Los Angeles Rams and his first season serving as the team's passing game coordinator.

Under Waldron's guidance in 2017, the tight end duo of Tyler Higbee and Gerald Everett combined for 539 yards, three touchdowns and averaged 13.1 yards per reception. Everett recorded a 69-yard reception in his second game as a professional which tied for the second-longest reception by a tight end during the 2017 season.

Previously, Waldron served as the Washington Redskins offensive quality control coach for the 2016 season. That season, Washington's offense broke the franchise record for total net yards in a single season (6,454), surpassing the previous team record set in 1989.


## FASSEL'S FLYERS

The Rams have developed a reputation for delivering the unexpected in the kicking game, and special teams coordinator John Fassel is at the helm of the trickery that has helped the Rams become one of the NFL's best when it comes to special teams.

In 2017, the special teams unit played an integral part in the Rams success and was rewarded with a total of four special teamers being named to the Pro Bowl in PR/KR. Pharoh Cooper, P Johnny Hekker, LS Jake McQuaide and K Greg Zuerlein. Zuerlein led the league in scoring (158 points), despite playing in only 14 games before being placed on season-ending injured reserved.

The Rams special teams unit was a top-10 finisher in 18 of the 22 statistical categories in the 2017 special-teams rankings. There were only 11 punts blocked league-wide on the season, and the Rams had three of them. LB Cory Littleton was the only player in the NFL to block two punts. In total, the Rams blocked a total of five kicks in 2017.

In addition to his special teams duties, Fassel served as interim head coach for the final three games of the 2016 season.




Special Teams Coordinator John Fassel

## PHILLIPS' PHILOSOPHIES

Wade Phillips, who is in his 49th year of coaching, enters his second season with the Rams as defensive coordinator on Head Coach Sean McVay's staff.

A veteran coach entering his 41st NFL season, Phillips owns 36 years of experience as a defensive coordinator or head coach. Phillips continued his streak of helping teams to the playoffs in his first season with the organization when the Rams clinched the NFC West, marking the eighth-straight team that has made the postseason in Phillips' first year with the organization.



Defensive Coordinator Wade Phillips

In his first season with the Rams in 2017, he guided a defense that finished fourth in sacks (48.0), tied for sixth in interceptions (18) and finished fifth in total takeaways with 28 on the season. The 28 takeaways directly resulted in 126 points for L.A., the second-best total in the NFL.

DT Aaron Donald was named AP Defensive Player of the Year for his efforts, becoming the first player in Rams history to ever earn DPOY. In 2017, Donald racked up 52 tackles, 31 solo (according to coaches' stats), 11.0 sacks for 95 yards, five forced fumbles, one fumble recovery and two passes defended, despite playing in only 14 games. Donald had team highs in sacks (11.0), quarterback hits (27) and forced fumbles (5).

Prior to joining the Rams, Phillips served as defensive coordinator for the Denver Broncos (2015-16), which was his second stint with the club after serving the same role from 1989-92, and also as head coach from 1993-94.

Phillips has been a part of 21 different top-10 defensive units during his NFL career and has coached a total of 31 Pro Bowlers. He is one of three individuals in NFL history to be named Assistant Coach of the Year multiple times by the Pro Football Writers of America, being honored with that distinction in 2011 with Houston and in 2015 with Denver. Phillips also received the Paul "Dr. Z" Zimmerman Award from the PFWA in 2016 (lifetime achievement as an NFL assistant coach).

## LOS ANGELES RAMS COACHES

Head Coach.....	Sean McVay
Assistant Head Coach/Linebackers.....	Joe Barry
Special Teams Coordinator.....	John Fassel
Defensive Coordinator.....	Wade Phillips
Run Game Coordinator.....	Aaron Kromer
Pass Game Coordinator.....	Shane Waldron
Defensive Quality Control.....	Thad Bogardus
Assistant Wide Receivers.....	Liam Coen
Assistant Special Teams.....	Matt Daniels
Assistant Offensive Line.....	Andy Dickerson
Safeties.....	Ejiro Evero
Senior Offensive Assistant.....	Jedd Fisch
Assistant Strength and Conditioning.....	Edward Grayer
Defensive Line.....	Bill Johnson
Offensive Quality Control.....	Zak Kromer
Strength Assistant.....	Fernando Noriega
Running Backs.....	Skip Peete
Cornerbacks.....	Aubrey Pleasant
Director of Strength Training and Performance.....	Ted Rath
Assistant Linebackers.....	Chris Shula
Quarterbacks.....	Zac Taylor
Assistant Strength and Conditioning.....	Dustin Woods
Wide Receivers.....	Eric Yarber

# RAMS TEAM NOTES



## ALOHA RAMS



Rams 2018 Pro Bowl Participants P Johnny Hekker, QB Jared Goff, KR/PR Pharoah Cooper, T Andrew Whitworth, LS Jake McQuaide, RB Todd Gurley II

Following a strong 2017 season, eight members of the Los Angeles Rams were named to the 2018 Pro Bowl – the team's highest output of Pro Bowl players since the 1999 season. Returner Pharoah Cooper, DT Aaron Donald, QB Jared Goff, RB Todd Gurley II, P Johnny Hekker, LS Jake McQuaide, T Andrew Whitworth and K Greg Zuerlein represented the Rams.

For the first time in Pro Bowl history, four roster spots were occupied by one teams' specialists. Cooper, Goff and Zuerlein are first-time honorees, while Hekker was tied for a team-leading four Pro Bowl bids alongside Donald who made a repeat appearance. Since entering the NFL in 2014, Donald has concluded each season with a Pro Bowl nomination. McQuaide made his second-consecutive appearance.

### Current Rams Pro Bowl Appearances

Player	Year
WR/PR/KR Pharoah Cooper	2018
DT Aaron Donald	2015, 2016, 2017, 2018
QB Jared Goff	2018
RB Todd Gurley II	2016, 2018
P Johnny Hekker	2014, 2016, 2017, 2018
LS Jake McQuaide	2017, 2018
CB Marcus Peters	2016, 2017
CB Sam Shields	2015
DT Ndamukong Suh	2011, 2013, 2014, 2015, 2017
CB Aqib Talib	2014, 2015, 2016, 2017, 2018
T Andrew Whitworth	2012, 2015, 2016, 2018
K Greg Zuerlein	2018

## LONGEST TENURED RAMS



LS Jake McQuaide

There are five current Rams who have played at least 75 games for the franchise, led by LS Jake McQuaide with 115 career regular season games played in a Rams uniform. McQuaide has played in every game since joining the franchise as an undrafted free agent following the 2011 NFL Draft.

G Rodger Saffold (101), P Johnny Hekker (99), DT Michael Brockers (94) and K Greg Zuerlein (93) join McQuaide for most games played for the Rams organization.

Saffold, who joined the Rams as a second-round draft selection in 2010 is the longest-tenured Ram. Saffold and McQuaide are the only two Rams who were on the team prior to the arrival of General Manager Les Snead in advance of the 2012 NFL Draft.

Pos.	Player	Games Played for the Rams
LS	Jake McQuaide	115
G	Rodger Saffold III	101
P	Johnny Hekker	99
DT	Michael Brockers	94
K	Greg Zuerlein	93

## AGE IS JUST A NUMBER


The Los Angeles Rams are aging gracefully - after being one of the youngest teams in the league for multiple years, entering the 2018 season, the Rams are the sixth-youngest team in the NFL.

The average age of the Rams is 25.98 years old. The Raiders are the NFL's oldest team with an average age of 27.64.

T Andrew Whitworth is the club's oldest player at 36 years old and rookie RB John Kelly is the youngest, he will turn 22 on Oct. 4.

Team	Average Age
1. Cincinnati Bengals	25.70
2. Dallas Cowboys	25.75
3. Cleveland Browns	25.82
4. Minnesota Vikings	25.90
5. Indianapolis Colts	25.92
6. Los Angeles Rams	25.98

## HOME IS WHERE THE HEART IS



The Los Angeles Rams once again call the Los Angeles Memorial Coliseum home, the original home of the Los Angeles Rams from 1946-1979 and once again from 2016 through the 2019 campaign.

Los Angeles has a regular season record of 148-85-8 in games played at the Coliseum. Los Angeles also hosted 10 playoff contests at the Coliseum.

Los Angeles went 7-0 at home twice in its first 34 seasons in the Coliseum, during the 1973 and 1977 seasons.

## FRESH FACES

Despite returning 10 starters on the offensive side of the ball, the Rams roster features 16 new faces entering the 2018 season.

Of the 16 new faces, 11 are on the defensive side of the ball, while four new offensive players joined the Rams 53-man roster.

Offensively, two linemen, two wide receivers and one running back were added to the roster in addition to a kicker.

Defensively, the Rams added four defensive linemen, four linebackers and three defensive backs to their roster.

Pos.	Name	College	Height	Weight	Obtained
<b>Acquired via trade (3):</b>					
WR	Brandin Cooks	Oregon State	5-10	183	T(NE)-'18
CB	Marcus Peters	Washington	6-0	195	T(KC)-'18
CB	Aqib Talib	Kansas	6-1	209	T(DEN)-'18

<b>Free Agents (5):</b>					
K	Sam Ficken	Penn. State	6-1	192	FA-'18
WR	JoJo Natson	Akron	5-7	153	FA-'18
CB	Sam Shields	Miami	5-1	178	FA-'18
DT	Ndamukong Suh	Nebraska	6-4	313	FA-'18
LB	Ramik Wilson	Georgia	6-2	238	FA-'18

<b>Rookies (8):</b>					
OL	Brian Allen	Michigan State	6-2	303	D4A-'18
DE	John Franklin-Myers	Stephen F. Austin	6-4	288	D3B-'18
DL	Sebastian Joseph-Day	Rutgers	6-4	310	D6C-'18
RB	John Kelly	Tennessee	5-10	205	D6A-'18
LB	Michah Kiser	Virginia	6-0	244	D5A-'18
DL	Justin Lawler	SMU	6-4	265	D7B-'18
T	Joseph Noteboom	TCU	6-5	321	D3-'18
OLB	Trevon Young	Louisville	6-4	259	D6D-'18

Additionally, there were four coaches added to the Rams' staff for the 2018 season: Liam Coen (Asst. WR), Matt Daniels (Asst. Special Teams), Jedd Fisch (Sr. Off. Asst.) and Dustin Woods (Asst. Strength and Conditioning).



# RAMS TEAM NOTES



## FIRST ROUND FOCUS

The Rams possess 10 players who entered the league as first-round selections in the NFL Draft, four of their 10 current first-round selections were drafted by the Rams.

L.A. has drafted 33 players on its roster, four of those 33 were selected by the Rams in the first round of the respective drafts.

### First-Round Players on the Rams

Player	Position	Draft	Selection
Mark Barron (TB)	LB	2012	7th overall
Michael Brockers	DE	2012	14th overall
Brandin Cooks (NO)	WR	2014	20th overall
Aaron Donald	DT	2014	13th overall
Dominique Easley (NE)	DT	2014	29th overall
Jared Goff	QB	2016	1st overall
Todd Gurley II	RB	2015	10th overall
Marcus Peters (KC)	CB	2015	18th overall
Ndamukong Suh (DET)	DT	2011	2nd overall
Aqib Talib (TB)	CB	2008	20th overall

## AYE, AYE CAPTAIN



Rams 2018 Team Captains

Under Head Coach Sean McVay, the Los Angeles Rams players voted on who would represent them as their team captains - the 2018 Rams Captains included three returning captains in T Andrew Whitworth, RB Todd Gurley II and P Johnny Hekker.

QB Jared Goff and DL Michael Brockers were each voted as a captain for the first time in their Rams tenure in 2018.

CB Aqib Talib, who served as a captain for the Denver Broncos a season ago, was voted a captain in his first season with the Rams organization.

## TAKING IT TO THE CRIB

The Rams were one-of-six teams to record a pick-six in the 2018 season opener, continuing a trend of scoring on defense. L.A. is one-of-three teams to lead the league with four interceptions returned for a touchdown since defensive coordinator Wade Phillips took over the defense prior to the 2017 season.

CB Marcus Peters posted the first pick-six of the 2018 season for the Rams. A season ago, S Lamarcus Joyner and CB Trumaine Johnson both returned interceptions for touchdowns in Week 1 against the Colts and LB Alec Ogletree recorded a pick-six in a Week 12 contest at Arizona.

### Most Interception Return for TDs Since Start of 2017 Season

Team	INTs	TDs
1t. Los Angeles Rams	22	4
1t. Detroit Lions	20	4
1t. Chicago Bears	10	4
4t. Four teams		3

## 2018 RAMS DRAFT CLASS



Los Angeles Rams 2018 Rookie Class During OTAs

The Los Angeles Rams 2018 draft class, the seventh under General Manager Les Snead, featured 11 selections including four offensive players and seven defensive players.

Of L.A.'s four offensive selections, three were used on offensive linemen (T Joseph Noteboom, OL Brian Allen, OL Jamil Demby) while one was used to select RB John Kelly.

Defensively, all seven selections were used to bolster the Rams defensive front-seven. 10-of-11 draft picks made the team's initial 53-man roster, the 11th, LB Travin Howard was waived/injured during final roster cuts.

The Rams didn't have a selection until the third round of the 2018 draft, as Snead and Co. used the team's first round selection to acquire WR Brandin Cooks in a trade with the New England Patriots.

### 2018 Rams Draft Class

Pos.	Player	School	Selection (overall)
T	Joseph Noteboom	Texas Christian	Rd. 3 (89)
OL	Brian Allen	Michigan State	Rd. 4 (111)
DE	John Franklin-Myers	Stephen F. Austin	Rd. 4 (135)
LB	Micah Kiser	Virginia	Rd. 5 (147)
OLB	Ogbonnia Okoronkwo%	Oklahoma	Rd. 5 (160)
RB	John Kelly	Tennessee	Rd. 6 (176)
OL	Jamil Demby^	Maine	Rd. 6 (192)
DL	Sebastian Joseph-Day	Rutgers	Rd. 6 (195)
OLB	Trevon Young	Louisville	Rd. 6 (205)
LB	Travin Howard*	Texas Christian	Rd. 7 (231)
DL	Justin Lawler	Southern Methodist	Rd. 7 (244)

\* denotes waived/injured, % denotes on PUP, ^ denotes waived

## 3(0) IS A TREND

Following their 35-23 win over the Chargers in Week 3, the 2018 Rams became the third team in franchise history to score at least 30 points in each of their first three games.

The other two instances occurred in 1989 and 2000. While the '00 Rams scored 17 more points during that three-week stretch and the '89 Rams scored one more point, the 2018 squad surrendered the fewest points (36) and claimed stake to the largest point differential (+66).

### Rams Teams to Score 30+ Points in First Two Games

Season	Week 1	Week 2	Week 3	Total
2000 Rams	W, 41-36	W, 37-34	W, 41-24	119
1989 Rams	W, 31-21	W, 31-17	W, 41-38	103
2018 Rams	W, 33-13	W, 34-0	W, 35-23	102

# RAMS TEAM NOTES



## DOMINATING THE DIVISION

Under head coach Sean McVay, the Rams are 5-2 against NFC West opponents, including a perfect 3-0 against the Arizona Cardinals and have outscored them 99-16. L.A. has outscored NFC West foes, 205-112, through McVay's first seven divisional games.

The Rams entered Week 17 of the 2017 season with a two game lead in the NFC West and an 11-4 record when they decided to rest their starters against the 49ers. The Rams finished 4-2 against divisional opponents during the 2017 campaign.

After defeating the Seahawks at CenturyLink Field on Dec. 17, the Rams moved to 3-0 on the road against teams in the NFC West, the first time a Rams team has accomplished this feat since the 2001 Rams went 4-0 on the road in the then five team NFC West.

The Rams outscored their divisional opponents 171-112 last season, which was a 59 point differential. It is the highest positive point differential in the division for the Rams since the 2001 Rams outscored their divisional opponents 274-160 for a 114 point differential. The 2001 Rams played in a five team division and therefore had eight divisional games that season.

The Rams also posted 30-plus points against all three of their divisional opponents last season. The 2002 Rams were the last team to accomplish that feat.

Date	Opponent	Score	Differential
09/21/17	at San Francisco	41-39	+2
10/08/17	vs. Seattle	10-16	-6
10/22/17	vs. Arizona	33-0	+33
12/03/17	at Arizona	32-16	+16
12/17/17	at Seattle	42-7	+35
12/31/17	vs. San Francisco	13-34	-21
9/16/18	vs. Arizona	34-0	+34
<b>Total</b>		<b>205-112</b>	<b>+93</b>

## NO FIRST, AND 10

The 2018 NFL Draft marked the 82nd draft for the Rams franchise dating back to the second-ever NFL draft in 1937. The team has not had a first-round selection in only nine of those drafts, most recently in 2018.

The season following a draft in which the team didn't make a selection in the first round, the Rams went on to win at least 10 games on five different occasions (1967, 1968, 1973, 1984, 2017), including three seasons where the Rams claimed the NFC West title (1967, 1973, 2017).

Additionally, five of the franchise's 21 ties have come the season following a draft that the Rams didn't make a first-round selection.

Year (Traded to)	Record, Divisional Finish
2018 (choice to New England)	TBD
2017 (choice to Cleveland through Tenn.)	11-5 first in NFC West
1987 (choice to Houston)	6-9, third in NFC West
1984 (choice to Kansas City)	10-6, second in NFC West
1973 (choice to New England)	12-2, first in NFC West
1972 (choice to NY Giants through N.E.)	6-7-1, third in NFC West
1968 (choice to Detroit)	10-3-1, second in NFC West
1967 (choice to Minnesota)	11-1-2, first in NFC West
1948 (choice to Detroit)	6-5-1, third in Western Conference

In total, the Rams are 74-38-5 (.632) all-time the season after not selecting in the first round of that year's draft.

## TOP-SCORING TEAMS

The Rams scored 30-plus points 12 times since the start of the 2017 regular season, a feat the franchise achieved only three times during the 2015 and 2016 seasons combined.

Rams Head Coach Sean McVay immediately fixed the team's scoring issues, surpassing the 224 points scored in 2016 in only eight games in 2017. The Rams not only improved, they went from worst to first in total scoring and points per game from the 2016 to the 2017 season with 478 points scored and averaged 29.9 points per game. Since McVay took over, the Rams have scored 580 points and average 30.5 points per game.

Team	Points	Points/GM
<b>1. Los Angeles Rams</b>	<b>580</b>	<b>30.5</b>
2. New Orleans Saints	552	29.1
3. Kansas City Chiefs	533	28.1
4. Philadelphia Eagles	516	27.2
5. New England Patriots	515	27.1

## MARGINALLY GREAT

L.A. started the 2018 campaign 3-0 for the first time since 2001. The Rams average margin of victory in the three wins is 22 points, the largest margin of victory amongst all teams that started this season 3-0.

Team	Avg. Margin of Victory	Record
<b>1. Los Angeles Rams</b>	<b>22.00</b>	<b>3-0</b>
2. Kansas City Chiefs	8.67	3-0
3. Miami Dolphins	7.67	3-0

The Rams not only won games last season, but they won by a large margin. They finished the 2017 season ranked second in the league in margin of victory, outscoring opponents by an average of 18.91 points per game in their 11 wins last season. Additionally, L.A. beat three of the other top-five teams by an average margin of victory last season of 95-54, with an average margin of victory of 13.66 against Jacksonville, Houston and Dallas.

Team	Avg. Margin of Victory	Record
1. Jacksonville Jaguars	20.20	10-6
<b>2. Los Angeles Rams</b>	<b>18.91</b>	<b>11-5</b>
3. Baltimore Ravens	18.33	9-7
4. Houston Texans	18.25	4-12
5. Dallas Cowboys	16.13	9-7

During the team's four-game winning streak from Week 6-10 in 2017, L.A. outscored its opponents 144-41 with wins of 27-17, 33-0, 51-17 and 33-7.

## THAT'S MY COACH

Head Coach Sean McVay's record through the first 19 games of his coaching tenure are on pace with the best amongst coaches hired since 2000. McVay is tied for the third-most wins through the first 19 games of his coaching career, winning 14-of-19 games.

Team	W-L	Win %
1. Jim Caldwell, Ind	16-3	.842
2. Jim Harbaugh, SF	15-4	.789
<b>3t. Sean McVay, LA</b>	<b>14-5</b>	<b>.736</b>
3t. John Harbaugh, Bal	14-5	.736
5. Mike Smith, Atl	13-6	.684

# RAMS TEAM NOTES



## HONOR ROLL

In his first game of the 2018 season, K Greg Zuerlein connected on four-of-five field goal attempts, including a 55-yarder from the dirt to earn the first player of the week honors for the Rams during the 2018 season.

There were five Rams honored 10 times during the 2017 campaign with two NFC Special Teams Players of the Week, four NFC Offensive Players of the Week, one NFC Defensive Player of the Week, two NFC Offensive Players of the Month and two Special Teams Players of the Month.

RB Todd Gurley II was named the NFC Offensive Player of the Month for September last season. Gurley rushed 63 times for 241 yards and four rushing touchdowns and recorded 13 receptions for 140 yards and two touchdowns in the month of September. Gurley's six touchdowns led the NFC and were tied for first in the NFL in the opening month of the 2017 season. A week after being named NFC Player of the Month for the first three games of the 2017 season, Gurley led the team in rushing (121 yards) and receiving (94 yards) to account for a then career-best 215 yards from scrimmage, earning a 35-30 win over the Cowboys and his first-career NFC Offensive Player of the Week accolades. Gurley was also named player of the week in Week 15. Gurley became the first RB to receive the weekly award back-to-back weeks since the award started in 1984.

Zuerlein booted his way into the Rams history books in the 2017 Week 4 win over Dallas with a 7-of-7 showing on field goal attempts, establishing a new franchise record for single-game made field goals and posting 23 points en route to his first NFC Special Teams Player of the Week honors since the 2014 season. Zuerlein was named the NFC Special Teams Player of the Month for October 2017, his first-career player of the month accolades. Zuerlein continued his hot streak becoming the first player in NFL history to be named the NFC Special Teams Player of the month in back-to-back months.


WR/Returner Pharoh Cooper earned his first-career Player of the Week Accolades following the Week 6 win over Jacksonville, taking the opening kickoff 103 yards to pay dirt and tying a franchise record for longest kickoff return.

Player	Award	(Season)
Tavon Austin	NFC ST POW	Week 10 (2013)
Tavon Austin	NFC ST POM	November (2013)
Tavon Austin	NFC ST POW	Week 14 (2014)
Tavon Austin	NFC ST POW	Week 1 (2015)
<b>Pharoh Cooper</b>	<b>NFC ST POW</b>	<b>Week 6 (2017)</b>
Aaron Donald	NFC Def POW	Week 1 (2015)
Aaron Donald	NFC Def POW	Week 14 (2015)
Aaron Donald	NFC Def POW	Week 4 (2016)
<b>Jared Goff</b>	<b>NFC Off POW</b>	<b>Week 9 (2017)</b>
<b>Todd Gurley II</b>	<b>NFC Off POM</b>	<b>September (2017)</b>
<b>Todd Gurley II</b>	<b>NFC Off POW</b>	<b>Week 4 (2017)</b>
<b>Todd Gurley II</b>	<b>NFC Off POW</b>	<b>Week 15 (2017)</b>
<b>Todd Gurley II</b>	<b>NFC Off POW</b>	<b>Week 16 (2017)</b>
Johnny Hekker	NFC ST POW	Week 5 (2012)
Johnny Hekker	NFC ST POW	Week 10 (2016)
Johnny Hekker	NFC ST POM	December (2016)
<b>Trumaine Johnson</b>	<b>NFC Def POW</b>	<b>Week 1 (2017)</b>
Robert Quinn	NFC ST POW	Week 8 (2011)
Robert Quinn	NFC Def POW	Week 1 (2013)
Nickell Robey-Coleman	AFC Def POW	Week 5 (2016)
Greg Zuerlein	NFC ST POW	Week 4 (2012)
Greg Zuerlein	NFC ST POW	Week 13 (2012)
Greg Zuerlein	NFC ST POW	Week 11 (2014)
<b>Greg Zuerlein</b>	<b>NFC ST POW</b>	<b>Week 4 (2017)</b>
<b>Greg Zuerlein</b>	<b>NFC ST POM</b>	<b>October (2017)</b>
<b>Greg Zuerlein</b>	<b>NFC ST POM</b>	<b>November (2017)</b>
<b>Greg Zuerlein</b>	<b>NFC ST POW</b>	<b>Week 1 (2018)</b>

## COACH 'EM UP

Rams Head Coach Sean McVay had one of the best seasons for a rookie head coach in franchise history.

McVay took over a team that was coming off of a 4-12 season and helped transform it into the No. 1 scoring team in the league and helped secure the franchise's first NFC West title since 2003.



HC Sean McVay

Due to his excellent first season and his instrumental part in revamping the Rams offense, McVay was chosen as the Associated Press Coach of the Year for 2017. He is the fourth head coach in franchise history to achieve this honor.

The last Rams head coach to win the award was Dick Vermeil in 1999. Vermeil helped guide the Rams to a 13-3 record, winning the NFC West and culminating with the franchise's lone Super Bowl victory over the Titans, 23-16, in Super Bowl XXXIV.

Chuck Knox was the only other rookie head coach in franchise history to win the award. He claimed the AP Coach of the Year honors in 1973 after leading the team to a 12-2 regular season record and division title in his first year as head coach.

The first Rams head coach to ever win the AP Coach of the Year was George Allen in 1967. Allen guided the Rams to an 11-1-2 record in his second year as head coach. Allen's Rams would eventually lose to the Green Bay Packers, 28-7, in the Divisional Round.

McVay became the youngest coach in NFL history to win the Associated Press Coach of the Year award. McVay was 31 years old during the team's final game of the season. Previously, Don Shula (34 years old) was the youngest coach to win the award.

### Youngest Coaches to Win AP Coach of the Year

Coach, Year, Team	Age
<b>1. Sean McVay, 2017, LA</b>	<b>31</b>
2. Don Shula, 1964, Baltimore Colts	34

McVay became the seventh active head coach to win the Associated Press Coach of the Year Award. McVay is 2-0 against the coaches on this list. The Rams defeated Jason Garrett and the Cowboys, 35-30 in Week 4 and they defeated Sean Payton and the Saints, 26-20 in Week 12.

### Active AP Coach of the Year Winners

Coach, Team Won With	Year(s) won AP Award
<b>Sean McVay, LA</b>	<b>2017</b>
Jason Garrett, Dal	2016
Ron Rivera, Car	2015 & 2013
Bill Belichick, NE	2010, 2007 & 2003
Marvin Lewis, Cin	2009
Sean Payton, NO	2006
Andy Reid, Phi	2002

- Rams Head Coach Sean McVay was the first head coach in Rams history to win the Associated Press Coach of the Year Award since Dick Vermeil in 1999.

- McVay was the first head coach to win the Associated Press Coach of the Year award from the NFC West since Bruce Arians won it in 2014 as the head coach of the Arizona Cardinals.

- McVay was the first rookie head coach to win the award since Jim Harbaugh in 2013.

# RAMS OFFENSIVE NOTES



## WORTH EVERY PENNY

Rams WR Robert Woods proved to be one of, if not the best free agent acquisition at the wide receiver position during the 2017 season.

Among unrestricted free agents from the 2017 class, Woods finished third in receiving yards and second in touchdown receptions, despite playing in only 14 games last season.

The former Trojan's 781 yards is a single-season best and his five touchdowns matches his career-mark in a single season. Woods enjoyed a career day with 171 yards receiving against the Texans in a 33-7 win.



WR Robert Woods vs. Houston

### Most Receiving Yards Among 2017 Unrestricted Free Agents

Player	2016 Team	2017 Team	Yards
1. Marquise Goodwin	Buf	SF	962
2. Alshon Jeffery	Chi	Phi	789
<b>3. Robert Woods</b>	<b>Buf</b>	<b>LA</b>	<b>781</b>
4. DeSean Jackson	Was	TB	668
5. Pierre Garcon	Was	SF	500

## COOKS WITH CONSISTENCY

Rams WR Brandin Cooks has been a consistent pass catcher since he entered the league in 2014 as a first-round draft pick by the New Orleans Saints.

Cooks posted his first 1,000-plus yard receiving season in 2015 (1,138 yards receiving) and is one-of-five receivers to eclipse 1,000 yards receiving in each of the past three seasons - joined by Steelers WR Antonio Brown, Bucs WR Mike Evans, Cardinals WR Larry Fitzgerald and Falcons WR Julio Jones.



WR Brandin Cooks

Since entering the league in 2014, Cooks is tied for sixth in 25-yard receptions, hauling in 47

catches of over 25 yards.

### Most 25-Plus Yard Receptions Since 2014

Player	25-Plus Yard Receptions
1. Antonio Brown, Pit	61
2. T.Y. Hilton, Ind	59
3. Julio Jones, Atl	58
4. Rob Gronkowski, NE	51
5. DeAndre Hopkins, Hou	49
<b>6t. Brandin Cooks, LA</b>	<b>47</b>
6t. DeSean Jackson, TB	47

## HANGING WITH THE BEST OF 'EM



QB Jared Goff and Patriots QB Tom Brady

Rams QB Jared Goff is the only quarterback in franchise history to pass for 300-plus yards, three touchdowns and no interceptions in consecutive games.

Goff is also one-of-three quarterbacks to finish the 2017 regular season with three games with 300-plus yards, three touchdowns and no interceptions.

He joined Kansas City's Alex Smith and New England's Tom Brady as the only quarterbacks to accomplish this feat in 2017.

### Jared Goff's 2017 Games with 300+ Yards, 3 TDs & 0 INTs

Date	Opponent	Yards	TD/INT	Score/Result
11/05/17	NYG	311	4/0	W, 51-17
11/12/17	Hou	355	3/0	W, 33-7
12/24/17	Ten	301	4/0	W, 27-24

### Alex Smith's 2017 Games with 300+ Yards, 3 TDs & 0 INTs

Date	Opponent	Yards	TD/INT	Score/Result
09/07/17	NE	368	4/0	W, 42-27
10/08/17	Hou	324	3/0	W, 42-34
10/19/17	Oak	342	3/0	L, 31-30
12/3/17	NYJ	366	4/0	L, 38-31

### Tom Brady's 2017 Games with 300+ Yards, 3 TDs & 0 INTs

Date	Opponent	Yards	TD/INT	Score/Result
09/17/17	NO	447	3/0	W, 36-20
09/24/17	Hou	378	5/0	W, 36-33
11/19/17	Oak	399	3/0	W, 33-8

## ROAD WARRIOR

Since the start of the 2017 season, QB Jared Goff has played his best football on the road - in nine road starts, Goff has completed 166-of-267 passing attempts for 2,081 yards, 20 touchdowns and only two interceptions with a 108.2 QB rating.

Goff was one of only two quarterbacks to start at least seven road games and have only two interceptions during the 2017 regular season.

Goff completed 148 passes for 1,848 yards, 18 touchdowns and two interceptions in eight road games last season. The Rams finished the season 7-1 in road games and 8-1 in games played away from the Coliseum in 2017.

Goff posted a 109.8 passer rating on the road with 18 touchdowns, second only to Kansas City QB Alex Smith, who played in only seven road games during the 2017 season.

Goff's 15 25-plus yard passes on the road was tied for the 10th-most last season with Panthers QB Cam Newton. Additionally, Goff threw a touchdown on 7.7 percent of his passes in road contests, the best percentage in the league.

### Most Touchdown Passes on the Road in 2017

Rk.	Player	Team	Games	TDs
<b>1t.</b>	<b>Jared Goff</b>	<b>LA</b>	<b>8</b>	<b>18</b>
1t.	Alex Smith	KC	7	18
3.	Russell Wilson	Sea	8	17
4.	Andy Dalton	Cin	8	16
5t	Philip Rivers	LAC	8	15
5t.	Carson Wentz	Phi	8	15

### Highest Passer Rating on the Road in 2017 (Minimum of 4 starts)

Rk.	Player	Team	Games	Rate
1.	Alex Smith	KC	7	118.0
<b>2.</b>	<b>Jared Goff</b>	<b>LA</b>	<b>8</b>	<b>109.8</b>
3.	Drew Brees	NO	8	103.5
4.	Jameis Winston	TB	6	102.4
5.	Tom Brady	NE	8	100.1

# RAMS OFFENSIVE NOTES



## LINING THEM UP

One of Head Coach Sean McVay's first tasks was shoring up the Rams offensive line - a unit that saw six different starting combinations during the 2016 campaign. The Rams were the only team in the NFL to use the same five starting offensive linemen in 15 of their contests last season before resting starters during Week 17.



C John Sullivan

The Rams allowed only 32 sacks under head coach Sean McVay since the start of the 2017 season, the sixth-fewest sacks allowed over the past two seasons. The Los Angeles Chargers allowed the fewest sacks during the previous two seasons with 23.

The Rams had two games last season in which they did not surrender a sack, both of which came on the road. The unit paved the way for RB Todd Gurley II to score a league-best 19 touchdowns and was the only player in the league to surpass over 2,000 scrimmage yards a season ago. Gurley averaged over 175 yards from scrimmage from Weeks 12-16 in 2017.


The franchise had not used a draft pick on an offensive lineman from the 2015 draft to the 2018 draft, so McVay and Co. infused the existing youth on the roster with a pair of veteran free agents in T Andrew Whitworth and C John Sullivan. The duo has combined to play in 324 career games with 292 starts. Additionally, Whitworth and Sullivan have played in 12 postseason contests with 11 career playoff starts between them.

G Rodger Saffold III was able to settle in at LG in 2017, a position he has started 41 games at in his 97 career starts. Saffold also has started at LT (38), RG (13) and RT (five). Saffold has played 100 career games for the Rams.

T Rob Havenstein, a massive 6-8 lineman from Wisconsin, was the team's second round (57th overall) pick in 2015. Havenstein started the first 15 games of the 2016 season at RT. Havenstein started the first 15 games and Wild Card round last season.

2015 third-round pick G Jamon Brown started five games in 2016 at both left and right guard positions before starting 15 at RG in 2017.

## KUPP FULL OF YARDS



WR Cooper Kupp


Rams WR Cooper Kupp was one of the best rookie wide receivers in the league in 2017. Kupp finished the regular season leading all rookies in first down receptions (42) and tied Pittsburgh's JuJu Smith-Schuster for the most 20-plus yard receptions (12). He finished second among rookies in receiving yards (869), tied for fourth in touchdown receptions (5) and fourth in receptions (62).

Despite not playing in Week 17, Kupp was one-of-six rookies a season ago to record multiple 40-plus yard receptions.

### Most Receiving Yards Among Rookies in 2017

Rank	Player	Rec/Yds.	Rec. TD	20+
1.	JuJu Smith-Schuster, Pit	58/917	7	12
2.	<b>Cooper Kupp, LA</b>	<b>62/869</b>	<b>5</b>	<b>12</b>
3.	Alvin Kamara, NO	81/826	5	11
4.	Keenan Cole, Jax	42/748	3	11
5.	Evan Engram, NYG	64/722	6	11

## GOING GOFF IN THE SCORING COLUMN



QB Jared Goff

QB Jared Goff became the third player in league history to pass for at least 350 yards while completing at least 75 percent of his passes in consecutive games, joining Trent Green (2004) and Ryan Fitzpatrick (2018 Weeks 1-2). Goff threw for 354 yards in back-to-back weeks (2018 Weeks 2-3) and completed 75 percent of his passes in the Rams Week 2 win over Arizona and 81 percent of his passes in the team's Week 3 win over the Los Angeles Chargers.

After enjoying a career day in the team's opening win over the Indianapolis Colts to start the 2017 season, QB Jared Goff established a then career-high in passing yards (311), QB rating (146.8) and passing touchdowns (4) in a rain-soaked win over the New York Giants in the team's Week 9 win. A week later in the team's first game back in L.A. in over a month away, Goff posted a new career-high 355 yards passing.

Goff was one of only four quarterbacks to pass for over 300 yards with four passing touchdowns a season ago in the team's 51-17 win over the New York Giants.

In his first road start of his sophomore campaign, a Thursday Night game at San Francisco, the Cal product had his most efficient day in the NFL, completing 22-of-28 passing attempts (79 percent) for 292 yards, three touchdowns and no interceptions with a 145.8 QB rating, earning his first road victory. It was Goff's second three-touchdown game, both games came on the road in his first road start of each of his first two seasons.

Rams QB Jared Goff threw three touchdowns in the first half of his first-career road start as a rookie in a Week 12 matchup with the New Orleans Saints in 2016, becoming the third rookie to throw three touchdowns in their first-career road start over the past 20 years.

### Jared Goff Career TD Passes by Receiver

Receiver	TD Passes
Sammy Watkins	8
Cooper Kupp	8
Todd Gurley II	7
Robert Woods	7
Tyler Higbee	3
Kenny Britt	2
Gerald Everett	2
Tavon Austin	1
Lance Kendricks	1
Josh Reynolds	1
<b>Total</b>	<b>40</b>

## MAGIV IN THE MIDDLE

Since the start of the 2017 season, QB Jared Goff had the second highest passer rating among quarterbacks with at least 200 passing attempts when throwing from a traditional, middle pocket.

During this span, Goff's 30 touchdown passes rank fifth most while his six interceptions are tied for the sixth fewest among qualifying quarterbacks.

### Highest Passer Rating from Middle Pocket (2017-present)

Player	Team	Rating
1.	Drew Brees, NO	111.6
2.	<b>Jared Goff, LA</b>	<b>108.4</b>
3.	Alex Smith, Was	108.1
4.	Ryan Fitzpatrick, TB	106.9
5.	Aaron Rodgers, GB	104.0

# RAMS OFFENSIVE NOTES



## GAME WRECKERS

WR Cooper Kupp caught the Rams first 50-plus yard touchdown reception of the 2018 season, the 22nd longest reception through Week 3 of 2018.

The Rams were one-of-four teams in the NFL with three or more players who combined for four touchdown receptions of 50-plus yards in 2017.

The Eagles and Chiefs each had four players with a 50-plus yard touchdown reception, and Kansas City led the league with eight 50-plus yard touchdowns.



Watkins, Gurley II and Woods

WR Robert Woods recorded a 50-plus yard receiving touchdown in back-to-back weeks, including a 94-yard touchdown against the Houston Texans, marking the third longest touchdown reception in franchise history.

### Los Angeles Players with 50-plus yard TD Receptions

Player	Date/Opponent	Play
Robert Woods	11/12/17 vs. Hou	94-yard TD reception
Todd Gurley II	12/24/17 at Ten	80-yard TD reception
Sammy Watkins	11/5/17 at NYG	67-yard TD reception
Todd Gurley II	10/1/17 at Dal	53-yard TD reception
Robert Woods	11/5/17 at NYG	52-yard TD reception

### Indianapolis Players with 50-plus yard TD Receptions

Player	Date/Opponent	Play
T.Y. Hilton	11/5/17 at Hou	80-yard TD reception
T.Y. Hilton	9/24/17 vs. Cle	61-yard TD reception
Chester Rogers	11/12/17 vs. Pit	61-yard TD reception
Donte Moncrief	11/12/17 vs. Pit	60-yard TD reception

### Philadelphia Players with 50-plus yard TD Receptions

Player	Date/Opponent	Play
Nelson Agholor	9/10/17 at Was	58-yard TD reception
Nelson Agholor	10/8/17 vs. Ari	72-yard TD reception
Mack Hollins	10/23/17 vs. Was	64-yard TD reception
Torrey Smith	10/8/17 vs. Ari	59-yard TD reception
Alshon Jeffery	10/29/17 vs. SF	53-yard TD reception

### Kansas City Players with 50-plus yard TD Receptions

Player	Date/Opponent	Play
Kareem Hunt	9/7/17 at NE	78-yard TD reception
Tyreek Hill	9/7/17 at NE	75-yard TD reception
Tyreek Hill	10/19/17 at Oak	64-yard TD reception
Tyreek Hill	11/05/17 at Dal	56-yard TD reception
Albert Wilson	10/19/17 at Oak	63-yard TD reception
De'Anthony Thomas	10/15/17 vs. Pit	57-yard TD reception
Tyreek Hill	12/3/13 at NYJ	57-yard TD reception

## MULTI-SCORE THREAT

Since entering the league in 2015, RB Todd Gurley II leads all running backs with eight games of scoring multiple rushing touchdowns.

In those eight games, Gurley has run for 815 yards (440 after contact), 47 first downs 18 touchdowns and averaged 5.13 yards per carry.

### Multiple Rushing TD Performances since 2015

Player	Multi-TD Games
1. Todd Gurley II, LA	8
2t. Ezekiel Elliott, Dal	7
2t. David Johnson, Ari	7
2t. Carlos Hyde, Cle	7
5t. Devonta Freeman, Atl	6

## SCORING SUMMARIES



WR Josh Reynolds

Through the first three weeks of the 2018 campaign, the Rams have outscored their opponents 102-36 with an average margin of victory of 22 points. The 102 points are the third-most in the league through Week 3, while the 66 point differential is also the best in the league.

The Rams lit up the scoreboard in a variety of different ways in 2017, as they led the league in scoring, finished tied for the third-best scoring differential and outscored opponents by 149 points during the 2017 regular season.

L.A. scored 53 points on its opening drives during the 2017 regular season, which is tied for the third-highest total in opening drive points. The Rams scored on 11 of their 16 opening drives, including five touchdowns.

The Rams had 188 offensive drives during the 2017 regular season and scored 45 touchdowns and connected on 40 field goals, scoring on 85-of-188 offensive drives (45.2 percent), which is the second-most efficient output in the league during the 2017 campaign trailing only the New England Patriots.

L.A. was also efficient in goal-to-go situations, converting 96.7 percent of their goal-to-go series into points. 33-of-188 offensive drives ended in goal-to-go situations and the Rams scored on 32 of those 33 drives for 198 points, the second-most goal-to-go points in the NFL in 2017.

The Rams were one-of-12 teams that did not have a giveaway in goal-to-go situations during the 2017 regular season.

### 2018 Scoring Differential

Team	Scored	Allowed	Differential
1. Los Angeles Rams	102	36	66
2. Baltimore Ravens	97	51	46
3. Kansas City Chiefs	118	92	26
4. Miami Dolphins	75	52	23
5. Washington Redskins	64	44	20

### 2017 Scoring Differential

Team	Scored	Allowed	Differential
1t. Philadelphia Eagles	458	296	162
1t. New England Patriots	457	295	162
3t. Los Angeles Rams	478	329	149
3t. Jacksonville Jaguars	417	268	149
5. Minnesota Vikings	382	252	130

### Points Scored on 2017 First Offensive Possessions

Team	TDs	Scores	Points
1t. Green Bay Packers	7	9	54
1t. New England Patriots	7	9	54
3t. Los Angeles Rams	5	11	53
3t. New Orleans Saints	5	11	53
5. Washington Redskins	5	9	47

### 2017 Goal-to-Go Scoring Sorted by Efficiency

Team	G-T-G TDs	G-T-G TD Eff.	G-T-G Pts.
1. New England Patriots	27	78.9	234
2. Los Angeles Rams	26	78.8	198
3. Minnesota Vikings	24	77.4	178
4. New Orleans Saints	22	73.3	177
5. Jacksonville Jaguars	24	85.7	176

# RAMS OFFENSIVE NOTES



## THREE IS THE MAGIC NUMBER

The Los Angeles Rams average 32:18 minutes of possession per game through Week 3, the 6th best average in the NFL, due in large part to avoiding three-and-outs.

After going three-and-out on the first series of the season at Oakland, the Rams have gone 28-straight possessions without a three-and-out.

Of the Rams' 29 offensive series through Week 3, there has only been one three-and-out, meaning the Rams have gone three-and-out on only 3.4 percent of the offensive drives. At the time of publication, the Tampa Bay Buccaneers, who had only played two games, are rank second in the NFL with a three-and-out on two of their first 24 offensive possessions through their first two games.



WR Cooper Kupp

Team	2018 Three-And-Out Drives		
	Off. Series	3-&-outs	Percentage
1. Los Angeles Rams	29	1	3.4%
2. Tampa Bay Bucs*	24	2	8.3%
3. Detroit Lions	36	4	11.1%
4t. Cincinnati Bengals	32	5	15.6%
4t. New York Giants	32	5	15.6%

\* Denotes has yet to play their Week 3 contest at time of publication.

Please note, since three and out drives are not an official NFL stat, there is some ambiguity in how they are defined. This information was gathered via Statspass and is accurate as of 12:00 p.m. 9/24/18.

## TREMENDOUS THIRD DOWNS

L.A. has faced 37 third downs through Week 3 of the 2018 season and converted on 20 of those attempts (54.1 percent), which is the best third-down conversion rate in the NFL so far this season.

Team	2018 Third Down Conversions		
	3rd downs	Converted	Percentage
1. Los Angeles Rams	37	20	54.1%
2. Tampa Bay Bucs*	23	12	52.2%
3. Kansas City Chiefs	26	13	50.0%
4. Indianapolis Colts	45	22	48.9%
5. Jacksonville Jaguars	41	19	46.3%

\* Denotes has yet to play their Week 3 contest at time of publication.

## COOK(ING) HOT FROM THE START



WR Brandin Cooks

WR Brandin Cooks' 336 receiving yards through the first three games of the season are the fifth most in Rams franchise history through the first three games of a season.

In his Rams debut, Cooks caught five passes for 87 yards and followed that up with 159 yards on seven receptions in the Rams Week 2 win over Arizona, the third-highest receiving output of his career. In the Rams Week 3 win over the Chargers, Cooks collected seven receptions for 90 yards.

The fifth-year pro has 10 100-plus yard receiving games including a career-best 186 yards which came as a member of the New Orleans Saints in a 48-41 win over the Arizona Cardinals (12/18/16).

### Most Receiving Yards Through Three Games in Franchise History

Team	Season	Rec. Yards
1. Henry Ellard	1989	408
2. Torry Holt	2005	358
3. Isaac Bruce	2004	348
4. Isaac Bruce	2000	345
5. Brandin Cooks	2018	336

## MASTERS OF SEPARATION

Rams pass catchers have provided QB Jared Goff plenty of space to throw into this season. Among all eligible L.A. receivers, RB Todd Gurley II leads the way with 4.62 yards of separation at the time of throw.

### Rams Average Yards of Separation at Throw (2018)

Player, Team	Avg. Yards
RB Todd Gurley II	4.62
TE Gerald Everett	4.21
WR Robert Woods	4.17
WR Cooper Kupp	3.69
RB Malcolm Brown	3.68
TE Tyler Higbee	3.37
WR Brandin Cooks	2.82

## HIGH-SPEED WARNING

The Rams roster is deep with speedsters capable of reaching top gears of 20-plus miles per hour. In 2018, Los Angeles has had four players surpass the 20 mph mark with the ball in their hands.

### Rams Players to Reach 20 mph in 2018


Player	Week	Speed (mph)
1. WR JoJo Natson	Week 2	20.93
2. RB Todd Gurley II	Week 3	20.72
3. WR JoJo Natson	Week 2	20.40
4. WR Brandin Cooks	Week 2	20.35
5. WR Pharoh Cooper	Week 1	20.03

# RAMS OFFENSIVE NOTES



## THIRD QUARTER THUMPERS

The Los Angeles Rams outscored the Oakland Raiders 10-0 in the third quarter of the teams' 2018 Week 1 contest. L.A. followed it up outscoring the Cardinals 8-0 in the third quarter of the teams' Week 2 contest at the Coliseum. The Rams have outscored their first three opponents 32-7 in the third quarter continuing a trend started in 2017. The Rams surrendered a touchdown to the Chargers in the third quarter of a Week 3 contest, the first third quarter points this season.



K Greg Zuerlein

The Rams posted 119 points in the third quarter of their games during the 2017 regular season and held opponents to only 41 total points in the third quarter. The Rams +78 differential was the best in the league and 22 more than the Saints, who were in second place.

### 2017 Third Quarter Scoring Leaders

Team	Scored	Allowed	Differential
1. Los Angeles Rams	119	41	+78
2. New Orleans Saints	98	46	+52
3. New England Patriots	96	51	+45
4. Philadelphia Eagles	107	63	+44
5. Tennessee Titans	91	49	+42

## MOVING THE CHAINS



WR Cooper Kupp

Rams WR Cooper Kupp was the Rams best third-down receiver last season.

Kupp finished the regular season with 23 receptions for 323 yards and four touchdowns on third-down.

Among all receivers in the NFL, Kupp finished tied for the sixth-best receiving yard average on third down (minimum of 20 third down receptions).

Among rookies, Kupp finished second in third down receptions,

first in third down receiving yards and tied for first in touchdown receptions with Pittsburgh's JuJu Smith-Schuster.

As a unit, the Rams finished ninth in the NFL in third down conversions, converting 41.12 percent of third down attempts last season.

### Most Third Down Receiving Yards Among Rookies in 2017

Rk.	Player	Third Down Rec/Yds	TDs
1.	Cooper Kupp, LA	23/323	4
2.	JuJu Smith-Schuster, Pit	19/315	4
3.	Trent Taylor, SF	27/282	2
4.	Christian McCaffrey, Car	20/245	1
5.	Evan Engram, NYG	19/225	1

### Highest Receiving Average on Third Down (Minimum 20 Third Down Receptions)

Rk.	Player	Third Down Rec/Yds	Avg.
1.	Nelson Agholor, Phi	22/385	17.5
2.	Antonio Brown, Pit	25/424	17.0
3.	Keenan Allen, LAC	36/552	15.3
4.	Julio Jones, Atl	22/334	15.2
5.	DeAndre Hopkins, Hou	24/349	14.5
6t.	Cooper Kupp, LA	23/323	14.0
6t.	Devin Funchess, Car	21/294	14.0

## LET'S SCORE SOME MORE

RB Todd Gurley II leads the NFL in scoring through the first three weeks of the 2018 season with 34 points. Gurley had a 22-point effort in the team's 34-0 Week 2 win over the Cardinals.



RB Todd Gurley II

Despite only playing in 14 games in 2017, K Greg Zuerlein still led the league in total points scored during the 2017 regular season with 158 points scored. Zuerlein kicked off the 2018 season with a 15-point effort at Oakland in the team's Week 1 game.

Gurley finished 13th in the NFL in 2017 with 114 points scored, the highest total by a non-kicker. Gurley posted his first receiving touchdown of the 2018 campaign at Oakland.

Zuerlein's 158 points a season ago was aided by a 23-point game against the Cowboys in the team's Week 4 road victory. The 23 points scored was the third-best single-game points total by a kicker in NFL history.

Zuerlein fell two points shy of former RB Marshall Faulk for the second-best single season scoring (160 points in 2000) and five points shy of former K Jeff Wilkins for the highest scoring season by a Ram in franchise history (163 points in 2003). Former Chargers RB LaDainian Tomlinson holds the NFL single season record with 186 points scored in 2006.

### 2018 NFL Individual Leading Scorers

Player	Total Points
1. Todd Gurley II, LA	34
2. Robbie Gould, SF	29
3t. Mason Crosby, GB	28
3t. Matt Prater, Det	28
5. Cody Parkey, Chi	27

### 2017 NFL Individual Leading Scorers

Player	Total Points
1. Greg Zuerlein, LA	158
2. Stephen Gostkowski, NE	156
3. Robbie Gould, SF	145
4t. Chris Boswell, Pit	142
4t. Harrison Butker, KC	142

## PRODUCTIVE ROOKIE PASS CATCHERS

The Rams finished the 2017 regular season with the third-most receiving yards among rookies. Cooper Kupp (869), Gerald Everett (244) and Josh Reynolds (104) all contributed to a passing attack that finished the season ranked 10th in the NFL. Kupp, Everett and Reynolds combined for 1,217 of L.A.'s 4,023 receiving yards.

The Jacksonville Jaguars led the league in rookie receiving yards (1,475), and the San Francisco 49ers (1,397) were second.

### Most Combined Rookie Receiving Yards in 2017

1. Jacksonville	2. San Francisco	3. Los Angeles
K. Cole (748)	G. Kittle (515)	C. Kupp (869)
D. Westbrook (339)	T. Taylor (430)	G. Everett (244)
L. Fournette (302)	K. Bourne (257)	J. Reynolds (104)
J. Mickens (77)	M. Brieda (180)	<b>Total: 1,217 Yards</b>
L. Pinkard (5)	C. Hikutini (15)	
M. McCaffrey (4)	Total: 1,397	
<b>Total: 1,475 Yards</b>		



# TODD GURLEY II 2017 NOTES



## TODD, THE TONE SETTER



RB Todd Gurley II

A major factor in RB Todd Gurley II's success running the football during the 2017 season was his ability to create explosive plays on the ground. Gurley led the NFL during the 2017 regular season with 39 10-plus yard rushes.

As a team, the Rams picked up 97 first downs on the ground this season. Gurley is responsible for 66 of those and finished the regular season ranked second in rushing first downs.

### Most 10-Plus Yard Rushes in 2017

Player	10+
1. Todd Gurley II, LA	39
2. Kareem Hunt, KC	35
3. Melvin Gordon III, LAC	34
4t. Le'Veon Bell, Pit	33
4t. LeSean McCoy, Buf	33

### Most Rushing First Downs in 2017

Player	1st
1. Le'Veon Bell, Pit	74
2. Todd Gurley II, LA	66
3. Jordan Howard, Chi	61
4. Kareem Hunt, KC	60
5. Melvin Gordon III, LAC	58

## WORK HORSE

RB Todd Gurley II recorded 276 scrimmage yards against the Titans on Dec. 24. Gurley's 276 scrimmage yards were the most in a single game in 2017. Gurley had 10 receptions for 158 yards and two touchdowns, including an 80-yard touchdown reception on a screen pass from QB Jared Goff. Gurley's 80-yard touchdown reception was the second longest of the season for a running back behind Dallas RB Rod Smith who scored on an 81-yard touchdown reception against the Giants on Dec. 10.

Gurley was the only player in the NFL last season to post 100-plus rushing yards and 100-plus receiving yards in a single game and first player since Houston RB Arian Foster rushed for 115 yards and had five receptions for 119 yards on Oct. 21, 2011.

### Most Scrimmage Yards in a Single Game in 2017

Player	Date	Team	Opp.	Scrim Yds.
1. T. Gurley II	12/24/17	LA	TEN	276
2. J. Jones	11/26/17	Atl	TB	268
3. K. Hunt	09/07/17	KC	NE	246

## STRONG DOWN THE STRETCH

From Week 12-16, no one was more productive than RB Todd Gurley II. He led the league in total scrimmage yards, scrimmage yards per game and touchdowns while helping his team to a 4-1 record and its first NFC West title since 2003. Gurley amassed 877 scrimmage yards and averaged over 175 yards per game in the team's last five games.

### 2017 Scrimmage Yards Per Game Leaders Weeks 12-16

Player	Rush Yards	Rec. Yards	Avg.
1. Todd Gurley II, LA	514	363	175.4
2. Le'Veon Bell, Pit	405	347	150.4
3. Antonio Brown, Pit	0	507	126.8

### 2017 NFL Touchdown Leaders Weeks 12-16

Player	Rushing TDS	Rec. TDS	Total
1. Todd Gurley II, LA	5	3	8
2t. Le'Veon Bell, Pit	4	2	6
2t. Rex Burkhead, NE	5	1	6
4t. Five Players			5

## TOP OF THE PACK TODD



RB Todd Gurley II

Rams RB Todd Gurley II made a strong case for the league's Most Valuable Player, as he led the league in touchdowns (19), was the highest scoring non-kicker (114), ranked first in the league in scrimmage yards (2,093) and finished second in rushing yards (1,305). Gurley was amongst the best receiving backs in the NFL last season, finishing second in the league in receiving yards by a RB (788) and posting the best reception average amongst RBs (12.3 yards per reception).

On the season, Gurley averaged 6.1 yards per touch, which is over one yard per touch better than Pittsburgh RB Le'Veon Bell (4.8) who finished second in the NFL in scrimmage yards.

### 2017 NFL Touchdown Leaders

Player	Rushing TDS	Rec. TDS	Total
1. Todd Gurley II, LA	13	6	19
2. Alvin Kamara, NO	8	5 (1 return TD)	14
3. DeAndre Hopkins, Hou	0	13	13
4t. Melvin Gordon III, LAC	8	4	12
4t. Mark Ingram, NO	12	0	12

### 2017 Scrimmage Yards Leaders

Player	Rush Yards	Rec. Yards	Total
1. Todd Gurley II, LA	1,305	788	2,093
2. Le'Veon Bell, Pit	1,291	655	1,946
3. Kareem Hunt, KC	1,327	455	1,782
4. LeSean McCoy, Buf	1,138	448	1,586
5. Melvin Gordon III, LAC	1,105	476	1,581

### 2017 Rushing Leaders

Player	Attempts	Avg.	Rush Yds.
1. Kareem Hunt, KC	272	4.88	1,327
2. Todd Gurley II, LA	279	4.68	1,305
3. Le'Veon Bell, Pit	321	4.02	1,291
4. LeSean McCoy, Buf	287	3.97	1,138
5. Mark Ingram, NO	230	4.89	1,124

### Most Receiving Yards Among RBs in 2017

Player	Receptions	Rec. Yds
1. Alvin Kamara, NO	81	826
2. Todd Gurley II, LA	64	788
3. Duke Johnson Jr., Cle	93	693
4. Le'Veon Bell, Pit	85	655
5. Christian McCaffrey, Car	80	651

### Highest Receiving Average Among RBs in 2017 (Minimum 50 Receptions)

Player	Rec. Avg.
1. Todd Gurley II, LA	12.3
2. Alvin Kamara, NO	10.2
3. Duke Johnson Jr., Cle	9.4
4. Kareem Hunt, KC	8.6
5. Theo Riddick, Det	8.4

### Most 25-Plus Yard Receptions Among RBs in 2017

Player	25+ yd. Rec.
1. Todd Gurley II, LA	9
2. Alvin Kamara, NO	7
3t. Jerick McKinnon, Min	6
3t. Duke Johnson, Jr., Cle	6
5. Chris Thompson, Was	5

### Most First Down Receptions Among RBs in 2017

Player	1st Down Rec.
1. Christian McCaffrey, Car	38
2. Alvin Kamara, NO	36
3. Todd Gurley II, LA	32
4t. Le'Veon Bell, Pit	31
4t. Duke Johnson Jr., Cle	31

# RAMS DEFENSIVE NOTES



## TAKE IT AND 'LEEB IT

Rams CB Aqib Talib has made a career of taking the ball away - Talib ranks second among all active players in interceptions (34), which is first among active cornerbacks.



CB Aqib Talib

The Kansas State product leads all active players in career pick-sixes (10), which ranks fourth all-time. Talib is one-of-seven defenders that has ever recorded two or more pick-sixes in three different seasons (2011, 2014, 2015). Talib trails former defensive back Rod Woodson for the all-time pick-six record (12). With his next interception returned for a touchdown, Talib will move into a three-way tie for second place with former DBs Darren Sharper and Charles Woodson (11).

### All-Time Pick-Sixes

Player	Ints returned for TDs
1. Rod Woodson	12
2t. Darren Sharper	11
2t. Charles Woodson	11
4. <b>Aqib Talib</b>	10

### Pick-Sixes Among Active Players

Player	Ints returned for TDs
1. <b>Aqib Talib, LA</b>	10
2. Janoris Jenkins, NYG	7
3t. Malcolm Jenkins, Phi	6
3t. Johnathan Joseph, Hou	6
3t. Dominique Rodgers-Cromartie, Oak	6

### Interceptions Among Active Defensive Backs

Player	Interceptions
1. Reggie Nelson, Oak	36
2. <b>Aqib Talib, LA</b>	34
3. Brent Grimes, TB	33
4t. Tramon Williams, GB	32
4t. Richard Sherman, SF	32

Aqib Talib returned an interception 103 yards for a touchdown against Dallas in a 2017 Week 2 which is tied for the third-longest interception return in NFL history. The play also represented the third-longest return of any kind in Broncos' history.

### Longest Interceptions Returned for TDs in NFL History

Player	Distance
1. Ed Reed, Bal. vs. Phi. (11/23/08)	107t
2. Ed Reed, Bal. vs. Cle. (11/7/04)	106t
3t. <b>Aqib Talib, Den. vs. Dal. (09/17/17)</b>	103t
3t. Louis Oliver, Mia. at Buf. (10/4/92)	103t
5. Six players	102t

### Talib's Interceptions Sorted By Quarterback

Quarterback	Ints	Quarterback	Ints
Jason Campbell.....	3	Max Hall.....	1
Matt Ryan .....	3	Matt Hasselbeck.....	1
Geno Smith.....	3	Colin Kaepernick .....	1
Joe Flacco.....	2	Carson Palmer.....	1
Andrew Luck.....	2	Dak Prescott.....	1
Jameis Winston.....	2	Philip Rivers.....	1
Derek Anderson.....	1	Aaron Rodgers.....	1
Charlie Batch.....	1	Tony Romo.....	1
Tom Brady.....	1	Matthew Stafford.....	1
Jimmy Clausen.....	1	Alex Smith.....	1
Andy Dalton.....	1	Seneca Wallace.....	1
Dak Prescott.....	1	Jake Delhomme.....	1
Josh Freeman.....	1		

## PETERS' PICKS



CB Marcus Peters

Through Week 3 of his fourth professional season, CB Marcus Peters has collected more interceptions than anyone else since he entered the league in 2015.

Peters not only leads the league in interceptions (20) since 2015, he also leads all players in average interception return yardage (26.5 yards per return).

Among all active cornerbacks, no one else has had more interceptions before their 25th birthday.

In addition to leading the league in interceptions since 2015, the Oakland native ranks second with 56 pass break-ups, trailing Robert Alford (57) for the league lead.

### 2015-Present Interception Leaders

Player	Interceptions
1. <b>Marcus Peters, LA</b>	20
2. Reggie Nelson, Oak	14
3. Darius Slay, Det	13
4t. Ha Ha Clinton-Dix, GB	12
4t. Earl Thomas, Sea	12

### 2015-Present Interception Return Average (Min. 8 Ints)

Player	Int Return Avg.
1. <b>Marcus Peters, LA</b>	26.5 yards
2. Rashad Jones, Mia	21.6 yards
3. Stephon Gilmore, N.E.	20.6 yards
4. Mike Adams, Car	17.9 yards
5t. Eric Weddle, Bal	17.7 yards
5t. Xavier Rhodes, Min	17.7 yards

### Interceptions Before 25th Birthday (Active DBs)

Player	Interceptions
1. <b>Marcus Peters, LA</b>	19
2t. <b>Aqib Talib, LA</b>	15
2t. Patrick Peterson, ARI	15
2t. Earl Thomas, SEA	15
5. Joe Haden, PIT	13

### 2015-Present Pass Break-Ups

Player	PBUs since 2015
1. Robert Alford, ATL	57
2. <b>Marcus Peters, LA</b>	56
3. Darius Slay, DET	52
4t. Brent Grimes, TB	49
4t. Casey Hayward, LAC	49

## SHUTDOWN CORNERS

According to Pro Football Focus, CBs Marcus Peters and Aqib Talib allowed 37 yards combined through the first two weeks of the 2018 season.

PFF states that 85 different cornerbacks in the NFL have allowed more than that on their own in the first two weeks of 2018.

# RAMS DEFENSIVE NOTES



## TAKE IT AWAY AND MAKE 'EM PAY

The Rams have taken the ball away from their opponents six times through the first three games of the 2018 season and 34 times since the start of the 2017 season. L.A. has scored 153 points off takeaways since McVay became the head coach, the most in the league since the start of the 2017 season. L.A. has already scored 27 points off takeaways through three games in 2018.



S Lamarus Joyner

Not only did the Rams take the ball away a season ago, they made their opponents pay for turning the ball over. L.A. finished the 2017 regular season ranked fifth in the league in total takeaways with 28.

The Rams scored 126 points off of turnovers, the second-best total created by the defensive unit in 2017. 26.4 percent of the team's points last season came following a takeaway, which was the fourth-highest percentage in the NFL.

### Total Takeaways 2017-18 Seasons

Team	Total Takeaways
1. Baltimore Ravens	37
2. Jacksonville Jaguars	36
3. Detroit Lions	35
<b>4t. Los Angeles Rams</b>	<b>34</b>
4t. Philadelphia Eagles	34

### Most Points off Takeaways in 2017-18 Seasons

Team	Points Off Takeaways
<b>1. Los Angeles Rams</b>	<b>153</b>
2. Jacksonville Jaguars	144
3. Baltimore Ravens	131
4. Detroit Lions	113
5. Philadelphia Eagles	103

## ON THE MARK



LB Mark Barron

LB Mark Barron recorded 135-plus tackles in back-to-back seasons in 2015-2016 and tallied 108 tackles in 2017 despite missing the three games during the regular season.

Barron finished second on the team during the 2017 regular season with 108 total tackles, including 80 solo stops which is the most on the team.

In the team's 2017 Week 4 win at Dallas, the Alabama product posted his first interception of the season, intercepting QB Dak Prescott. Barron led the team in back-to-back weeks with 18 tackles against the Seahawks and 14 against the Jaguars.

Barron started all 16 contests of the 2016 campaign and finished second on the team with 147 tackles. He led or tied for the most tackles on the team in eight of the Rams' 2016 contests.

In the team's 2015 Week 7 win over Cleveland, Barron recorded a career-high 19 tackles, which is the most by any Ram in a game since 2001, and was close to matching it against the New Orleans Saints in the 2016 Week 12 match-up, finishing with 18 tackles.

In his career, Barron has recorded 41 TFL, 8.0 sacks, eight interceptions, forced four fumbles and added three fumble recoveries in 91 professional games as both a safety and a linebacker.

## COUNT IT ALL FOR LOSS

Both against the run and the pass, the Rams defense is among the NFL's best over the past three-plus seasons when it comes to making plays behind the line of scrimmage.

Since the start of the 2015 season, the L.A. Rams are sixth in the league in opponents' negative plays, preventing 348 of the opponents' plays from reaching the line of scrimmage.

The Rams have forced 12 negative plays in 2018 after recording 91 negative plays during the 2017 regular season.

The Rams defense forced 113 negative plays by opposing offenses in 2016, the third-most in the NFL that season.

The Rams finished the 2015 season with a league-best 132 negative plays, which included 82 negative rushes and 50 negative passing plays by their opponents.



DT Aaron Donald

### 2015-Present NFL Leaders, Opponent Negative Plays

Team	Plays
1. Arizona Cardinals	365
2. Jacksonville Jaguars	361
3. Philadelphia Eagles	352
4. Miami Dolphins	350
5. Dallas Cowboys	349
<b>6. Los Angeles Rams</b>	<b>348</b>

## BROCKERS BRINGING IT

DE Michael Brockers recorded the Rams first sack of the 2018 campaign, bringing down Raiders QB Derek Carr for a three-yard loss. Brockers leads all Rams defensive linemen through the first three games of 2018 with nine total tackles (five solo).


Brockers led the Rams defensive line with 65 total tackles during the 2017 season, the fifth-most on the team. The LSU product also added eight TFL, 4.5 sacks, eight QB hits and four PDs in 2017.

Since entering the league as a first-round pick in 2012, Brockers has started 92-of-94 games played. Brockers is one of three defensive linemen during the 2017 season to have multiple PDs in one game. No defensive lineman had multiple PDs until Week 4.

In 2016, he recorded the second-most tackles on the team by an interior defensive lineman (58) during the 2016 season. His 58 total tackles ranked eighth on the team two seasons ago. In 2016, the LSU product tallied seven quarterback pressures and four quarterback hits despite missing two games in the middle of the season.

Brockers finished the 2015 season with career highs in tackles (74) and tackles for loss (12). His tackle for loss total tied for third among all Rams.

Brockers has posted 37 TFL, 40 QB hits, 20.0 sacks, eight PDs, forced two fumbles and recovered one fumble appearing in 94 games with 92 starts through Week 3 of his seventh season in the National Football League.



DT Michael Brockers

# RAMS DEFENSIVE NOTES



## FORCING FUMBLES



Rams defenders forcing a fumble

The Los Angeles Rams forced two fumbles against the Los Angeles Chargers in the teams' Week 3 contest, the first two forced fumbles by the Rams this season.

As a team, the Rams have forced 92 fumbles since 2012. The 92 forced fumbles is the fourth-best total in the NFL during that span.

Defensive Coordinator Wade Phillips continues to build defenses predicated on forcing turnovers. The Rams defense forced 17 fumbles during Phillips' first season as defensive coordinator in 2017. The 17 forced fumbles were tied for the most in the league a season ago with the Jacksonville Jaguars.

Phillips' Broncos defensive unit forced 34 fumbles in his two seasons as coordinator, tied for the fourth-best total in those two seasons.

### Team Forced Fumble Totals 2012-Present

Player	Forced Fumbles
1t. Carolina Panthers	98
1t. New England Patriots	98
<b>3t. Los Angeles Rams</b>	<b>92</b>
3t. Denver Broncos	92
5. Tampa Bay Buccaneers	89

## SUH-PER STAR(TER)

Rams DT Ndamukong Suh has demonstrated not only football ability, but also availability - the Nebraska standout has started 102 consecutive games dating back to 12/18/2011, a Week 15 contest at Oakland.

Suh not only leads all active defensive tackles in consecutive games started, he leads all active defensive linemen in the category.

Suh has started all 129 NFL contests he's played in and played in all 16 of his team's regular season games in seven of his first eight professional seasons.



DT Ndamukong Suh

### Starts Among Active Defensive Linemen

Player, Pos.	Starts
<b>1. DT Ndamukong Suh, LA</b>	<b>102</b>
2. DE Cameron Jordan, NO	100
3. DT Damon Harrison, NYG	83
4. DE Carlos Dunlap, Cin	71

## TALKING TACKLES FOR LOSS

Rams DT Aaron Donald has used an explosive first step to make a living in opponents' backfields since entering the league in 2014.

Since the start of the 2014 season, Donald leads the league in tackles for loss, tallying 72 in 64 games played, including 15 TFL in 14 games during the 2017 season.

The 15 TFL is tied for the ninth-most this season and the most by an interior defensive lineman.

Donald recorded a career-high 22 tackles for loss in his second season in the NFL in 2015.



DT Aaron Donald

### 2014-Present NFL Leaders - Most Tackles for Loss

Player	TFL
<b>1. Aaron Donald, LA</b>	<b>72</b>
2. Khalil Mack, Chi	70
3. J.J. Watt, Hou	67
4. Calais Campbell, Ari	63
5. Michael Bennett, Phi	62

## ALL FOR NONE



DT Ndamukong Suh

DT Ndamukong Suh has been terrorizing opponents' backfield since he entered the league in 2010, amassing 104 tackles for loss, which is the fourth-most in TFL during that span. Suh is one-of-five players with at least 100 TFL over the last eight seasons.

Suh earned his first TFL as a Ram with a Week 3 sack of Chargers QB Philip Rivers in the Rams 35-23 win.

Suh recorded a career-best 21 TFL in 2014, the start of a three-year stretch in which he recorded double-digit tackles for loss.

The Nebraska product has posted at least 11 TFL in five of his first eight NFL seasons. Suh posted 13 TFL as a rookie in 2010.

### 2010-Present NFL Leaders - Most Tackles for Loss

Player	TFL
1. J.J. Watt, Hou	141
2. Calais Campbell, Ari	116
3. Von Miller, Den	115
<b>4t. Ndamukong Suh, L.A.</b>	<b>104</b>
4t. Michael Bennett, Phi	104

# AARON DONALD 2017 NOTES



## FIRST TIME FOR A RAM

Rams DT Aaron Donald was named the Associated Press Defensive Player of the Year at NFL Honors on Feb. 3, 2018.

Donald is the first player in Rams history to ever earn the distinction of AP Defensive Player of the Year.

This past season, Donald racked up 52 tackles (31 solo), 11.0 sacks for 95 yards, five forced fumbles, one fumble recovery and two passes defended despite playing in only 14 games. Donald had team highs in sacks (11.0), quarterback hits (27) and forced fumbles (5).



DT Aaron Donald

Donald was named First Team All-Pro for the third-consecutive season and was selected for the Pro Bowl for the fourth-consecutive season. He tied his career-high in sacks this season with 11.0 and set new career highs in sack yardage (95) and forced fumbles (5).

## PRESSURE UP THE MIDDLE

Donald was the best interior pass rusher in 2017. Last season, Donald ranked first in sacks (11.0) and sack yardage (95) among interior pass rushers.

He is the first defensive tackle since Cincinnati's Geno Atkins (11.0) and Carolina's Kawann Short (11.0) in 2015 to post 10-plus sacks in a single season. Since entering the league in 2014, Donald and Atkins are the only defensive tackles to post 10-plus sacks in multiple seasons.

Donald led the Rams in sacks and finished tied for 11th in the league despite missing two games.

**Most Sacks Among Interior Defensive Linemen in 2017**

Player, Team	Sacks
1. Aaron Donald, LA	11.0
2. Geno Atkins, CIN	9.0
3. Malik Jackson, JAC	8.0
4. Kawann Short, CAR	7.5
5. David Irving, DAL	7.0

## A FORCE TO BE RECKONED WITH

Not only did Donald sack opposing quarterbacks in 2017, but he also forced a career-high five fumbles.

Donald was tied for second in the NFL in forced fumbles with Tampa Bay LB Lavonte David and led all interior defensive linemen.

In the first four years of his NFL career, the Pitt product has amassed 39.0 sacks, 72 TFL and nine forced fumbles. His 39 sacks are the ninth-most in the NFL over the last four seasons and the most amongst all defensive tackles since he entered the league in 2014.

**Most Forced Fumbles in 2017**

Player, Team	FF
1. DE Yannick Ngakoue, Jax	6
2t. DT Aaron Donald, LA	5
2t. LB Lavonte David, TB	5
4. 9 Players Tied	4

## DOMINANT DEFENSIVE TACKLES

Rams DT Aaron Donald became only the seventh defensive tackle in NFL history to earn the honor of Associated Press Defensive Player of the Year since the award was started in 1971.

Donald joins a list that includes Hall of Famers Warren Sapp, Cortez Kennedy, Joe Green and Alan Page. He is also the first defensive tackle to win the award since Sapp in 1999.

Donald is the only player on this list to post 10-plus sacks and five-plus forced fumbles in a single season

**DTs who have won AP Defensive Player of the Year**

Player, Team	Year(s) won AP Award
Aaron Donald, LA	2017
Warren Sapp, TB+	1999
Dana Stubblefield, SF	1997
Cortez Kennedy, SEA+	1992
Keith Millard, MIN	1989
Joe Greene, PIT+	1974 & 1972
Alan Page, MIN+	1971

+ Member of the Pro Football Hall of Fame

## DRIVE KILLER



DT Aaron Donald sacks Seattle QB Russell Wilson in Week 15

Rams DT Aaron Donald tied his career high in sacks with 11.0 in 2017. However, Donald set a new career high in sack yardage (95) shattering his previous career high of 68 yards in 2014.

Donald's sacks during the 2017 season were game changing. Three of his 11 sacks this season were for losses of 10-plus yards. Donald also set an NFL record for most sack yardage generated in a single game by an interior defensive lineman when he posted three sacks for 37 yards against Seattle in Week 15. That is the 11th most in a game in NFL history since sacks became an official statistic in 1982.

He finished the season ranked fourth in the NFL in sack yardage, despite finishing 11th in sacks. He also posted the sixth-highest sack yardage output among defensive tackles in a single season since sacks became an official statistic in 1982.

**Highest Amount of Sack Yardage Generated in 2017**

Player, Team	Sacks/Yards
1. DE Demarcus Lawrence, Dal	14.5/160.0
2. DE Chandler Jones, Ari	17.0/113.0
3. DE Calais Campbell, Jax	14.5/96.0
4. DT Aaron Donald, LA	11.0/95.0
5. DE Cameron Jordan, NO	13.0/93.5

**Highest Amount of Sack Yardage Generated by DTs in NFL History (Since 1982)**

Player, Team	Season	Sacks/Yards
1. Warren Sapp, TB	2000	16.5/130.0
2. Trevor Pryce, Bal	2006	13.0/113.5
3. La'Roi Glover, NO	2000	17.0/112.0
4. John Randle, Min	1997	15.5/105.0
5. Dana Stubblefield, SF	1997	15.0/99.0
6. Aaron Donald, LA	2017	11.0/95.0
7. Warren Sapp, TB	1999	12.5/94.5
8. Kawann Short, Car	2015	11.0/91.0
9. Cortez Kennedy, Sea	1992	14.0/90.5
10. Geno Atkins, Cin	2012	12.5/90.0

# RAMS SPECIAL TEAMS NOTES



## KICKING WITH EFFICIENCY

Rams K Greg Zuerlein had one of the best years of his career and posted some of the best numbers among kickers before being placed on injured reserve, ending his 2017 campaign.

Zuerlein finished tied for third in the NFL with a 95.0 percent conversion rate. Out of his 40 field goal attempts he only missed two, one Week 5 against Seattle, the other was an attempt at a career-long 63-yard field goal as time expired in the first half of a Week 12 game against the New Orleans Saints.



K Greg Zuerlein vs. Houston

### Highest Field Goal Percentage in 2017

Player	FGM/FGA	FG%
1. Graham Gano, Car	29/30	96.7
2. Robbie Gould, SF	39/41	95.1
<b>3t. Greg Zuerlein, LA</b>	<b>38/40</b>	<b>95.0</b>
3t. Josh Lambo, Jax	19/20	95.0
5. Stephen Gostkowski, NE	37/40	92.5

## A LEG UP IN THE SCORING COLUMN

Against Buffalo in the Rams 2016 Week 5 contest, K Greg Zuerlein made his 100th career field goal. He now has connected on 154 field goals and 190 PATs in his seven-year NFL career.

Against the Cowboys in the 2017 Week 4 contest, Zuerlein booted the Rams to their third win of the season, accounting for 23 of the team's 35 points, connecting on 7-of-7 field goal attempts and 2-of-2 PATs. The seven made field goals established a franchise record for single-game field goals and his 23 points is the second-highest total for a Ram in a single game. Zuerlein ties Billy Cundiff for the third-most points by a kicker in a single game in NFL history, falling three points short of Rob Bironas' 26-point effort on 10/21/07. On the season, Zuerlein was 36-of-38 on field goal attempts and 35-of-36 on PATs.



K Greg Zuerlein

Zuerlein's 97.4 percent PAT success rate is the fourth-highest percentage in franchise history. Zuerlein is the only kicker in franchise history that has kicked PATs from the 2-yard line and the 15-yard line.

In his career, Zuerlein has scored 637 points and connected on 150-of-181 FG attempts and 187-of-192 PATs.

Zuerlein ranks third in franchise history with 637 career points, and posted a personal-best 158 points, which was the most points by anyone during the 2017 regular season.

## SPECIAL, SPECIAL TEAMS

Rams LB Cory Littleton blocked a punt in the 2018 Week 3 contest against the Los Angeles Chargers. His three blocked punts since the start of the 2017 season are the most in the NFL, no other player has more than one.

During the 2017 season, Littleton was the first player to block multiple punts in a single season since 2014 when Tennessee's Jurrell Casey and Buffalo's Anthony Dixon each had two blocks.

DB Blake Countess returned a blocked punt for a touchdown vs. Philadelphia (12/10/17) and against the Los Angeles Chargers (9/23/18), becoming the first player to score on a blocked punt in consecutive seasons since Ed Reed returned three blocked punts for touchdowns during the 2002 and 2003 seasons.

The Rams were one-of-five teams in the NFL to block a punt during the 2017 season and they are the only team with multiple blocked punts, marking the 12th season in which a Rams team has blocked multiple punts in a single season. They are the first team to do so in franchise history since the 2003 Rams.

The 2017 Rams were the first team to block multiple punts and return them for touchdowns since 2014 when the Philadelphia Eagles (three) and Minnesota Vikings (two) achieved the feat. On the season, L.A. blocked three punts, one PAT and one field goal.



Rams Punt Return Team Celebrates TD at Jacksonville

## JOHNNY BE GOOD!

In the Rams' 2018 Week 2 win over the Arizona Cardinals, P Johnny Hekker had to step in as the place kicker for the injured K Greg Zuerlein in addition to his punting duties.

Hekker made his first career field goal, a 20-yard attempt, connected on a point after try, recorded five kickoffs, two of which went for touchbacks and punted twice with a 41.0 net average.

Hekker joins Cardinals K Phil Dawson as the only active players with at least one made field goal and a touchdown pass.



P Johnny Hekker

In his career, Hekker has 503 punts with a 43.5 net average and 199 punts downed inside the 20-yard line, is one-of-one on field goal attempts and PATs and has completed nine-of-15 passing attempts for 137 yards, one touchdown and a 112.4 QB rating.

# RAMS SPECIAL TEAMS NOTES



## GREG THE LEG

Rams K Greg "The Leg" Zuerlein is one of the most prolific long-distance kickers in NFL history.

At Minnesota (11/8/15), he broke his own team record with a 61-yard field goal. In the process, he became just the second kicker in NFL history to make two 60-yard field goals in a career, joining Sebastian Janikowski. Coincidentally, Rams Special Teams Coordinator John Fassel held the same position with the Raiders when Janikowski accomplished his feat.

Zuerlein owns five of the six longest field goals made in Rams history, and his 61-yard kick in Minnesota was the longest in the NFL during the 2015 season.

Zuerlein has been one of the best deep ball kickers in the league since he arrived in 2012. With 25 career kicks from 50 yards or more, Zuerlein ranks second in team history in field goals of 50 yards or more. With his next 50-plus yard FG he will tie Jeff Wilkins for most 50-plus yarders in franchise history.

He passed Josh Brown during the 2017 season to move into second on the Rams all-time scoring list. He's tied for the third-most 50-yard field goals in the NFL since 2012.

### Most FG made from 50 yards or more, Rams History

Player	Years	FG Made
Jeff Wilkins	1997-07	26
<b>Greg Zuerlein</b>	<b>2012-present</b>	<b>25</b>
Josh Brown	2008-11	15
Tony Zendejas	1991-94	8

## QUICK STRIKE SCORE

WR Pharoh Cooper recorded the first kickoff returned for a touchdown for the Rams since the 2006 season when he took the opening kickoff against the Jaguars 103 yards for the score.



WR Pharoh Cooper

Cooper led the NFL in kickoff return average (27.4) among those with at least 1.25 returns per game during the 2017 regular season.

The South Carolina product was the best overall returner in the NFL last season. Cooper led the league in total return yards with 1,331 and second in kickoff return yards with 932. He is also second in punt return average returning each punt an average 12.5 yards. Cooper was named to his first-career Pro Bowl as a returner.

### 2017 Kickoff Return Average Leaders (1.25 returns/game)

Player	Avg.
<b>1. Pharoh Cooper, LA</b>	<b>27.4</b>
2. Tyler Lockett, Sea	25.6
3. Ryan Switzer, Dal	25.0
4. Dion Lewis, NE	24.8
4. Akeem Hunt, KC	24.4

### Most Overall Return Yards in 2017 (PR and KOR)

Player	Yards
<b>1. Pharoh Cooper, LA</b>	<b>1,331</b>
2. Tyler Lockett, Sea	1,186
3. Andre Roberts, Atl	1,061
4. Trevor Davis, GB	996
5. Alex Erickson, Cin	941

## JOHNNY ON THE SPOT

P Johnny Hekker posted the third-best net average in NFL history with a 44.3 net average during the 2017 regular season, the second-best average of Hekker's career. Tennessee punter Brett Kern led the league in 2017 with a 44.6 yard net average.

Hekker enjoyed a record-breaking 2016 season, recording the most punts downed inside opponents' 20-yard line in NFL history. Additionally, Hekker broke his own NFL single-season net punting average record (46.0).

Hekker booted a then career-long 75-yard punt against the Carolina Panthers in the Rams' 2016 Week 9 contest, and bested himself a week later with a 78-yarder against the New York Jets.


The Oregon State product finished the 2016 season with 98 punts, a 47.8 yard gross punting average, 51 punts inside opponents 20-yard line with only one touchback. As a unit, the Rams punt coverage team limited opponents to 152 return yards on 35 attempts and limited opponents to a league-best 4.3-yard average. With the outstanding coverage unit and directional punting, Hekker posted a 46.0-yard net average on the season, the best in NFL history.

Hekker led the NFL in 2015 in net average (43.7), gross average (47.9) and punts downed inside the opponents' 20 yard-line (41). Since the NFL began tracking punts inside 20 yard-line in 1976, Hekker is the first player to lead the league in gross, net and punts placed inside the 20-yard line in the same season.

### Highest Net Punting Average in a Season (Since 1976)

Player	Punts	Net Avg
<b>1. Johnny Hekker, LA - 2016</b>	<b>98</b>	<b>46.0</b>
2. Brett Kern, Ten - 2017	75	44.6
<b>3. Johnny Hekker - LA - 2017</b>	<b>65</b>	<b>44.3</b>
<b>4t. Johnny Hekker, LA- 2013</b>	<b>78</b>	<b>44.2</b>
4t. Sam Martin, Det - 2016	62	44.2
5. Andy Lee, SF - 2011	78	44.0

## PINNING THEM DEEP



P Johnny Hekker

P Johnny Hekker pinned 46.15 percent of his punts in 2017 inside the 20-yard line, the third-best mark in the NFL.

Of Hekker's 65 punts, he pinned 30 inside the 20-yard line with only four touchbacks.

Opponents only posted 152 punt return yards against the Rams last season, the fifth-fewest yards in the NFL a season ago.

Last season, Hekker punted 65 times covering 3,113 yards for a 47.9-yard average and a net average of 44.3 yards, which is the second-best net average in the league during the 2017 season.

Hekker's 65 punts finished tied for the 25th-most last season among punters that appeared in every game.

### 2017 Percentage of Punts Inside Opponents' 20-yard line (Minimum of 30 punts)

Player	I20/P	I20%
1. Chris Jones, Dal	34/66	51.52
2. Sam Koch, Bal	40/84	47.62
<b>3. Johnny Hekker, LA</b>	<b>30/65</b>	<b>46.15</b>
4. Dustin Colquitt, KC	29/65	44.62
5. Thomas Morstead, NO	26/60	43.33

# RAMS SPECIAL TEAMS NOTES



## FLIPPING FIELDS

P Johnny Hekker continues to be not only one of the most accurate punters in the NFL, but has developed into a complete special teams weapon at flipping the field.

Hekker became the first punter in the NFL to record a 75-plus yard punt in back-to-back games since Patriots' P Luke Prestridge in 1984.

The Oregon State product established a career-long 75-yard punt in the team's 2016 Week 9 contest against the Carolina Panthers, a record that stuck for a week before he booted a 78-yarder against the New York Jets in the Rams' Week 10 contest. On the season, Hekker had three punts over 75 yards.

There were only nine 70-plus yard punts during the 2016 NFL campaign, Hekker and Jaguars' Brad Norton each had a 78-yarder to their name. There had not been one 70-yard punt through the first three weeks of the 2017 season.

Hekker's 46.0-yard net average led the league in 2016, and ranks first in NFL history for a single season. Previously, the 16-game record was 44.2, a record Hekker himself set in 2013.

Since the NFL went to a 16-game season in 1978, the lowest opponent punt return average, with a minimum of 25 returns, is 2.6 yards, set by the Rams in 2013. The 2016 version of the Rams saw its opponents return 35 punts for just a 4.3 yards per return average.



P Johnny Hekker

### Longest Punts Since 2012

Player, Team	Distance
1. Robert Malone, NYJ	84
2t. Jordan Berry, Pit	79
2t. Drew Butler, Pit	79
2t. Brett Kern, Ten	79
5t. Johnny Hekker, LA	78
5t. Brad Nortman, Jax	78



Rams Special Teams Coordinator John Fassel

## ONE 'HEK' OF A RECORD

P Johnny Hekker went on a 13-game streak without a touchback, the longest of his career. He had previously posted two separate nine-game streaks without a touchback.



P Johnny Hekker

In the team's 2016 Week 16 game against the San Francisco 49ers, Hekker recorded four punts inside the 20-yard line, moving him in to sole possession of the single-season record with 51 punts downed inside opponents' 20-yard line. The punts downed inside the 20 aided his 46.0 net yard average, the best in league history.

The record was previously held by Arizona punter Dave Zastudil, who amassed 46 punts inside opponents territory during the 2012 season. Zastudil needed 112 punting attempts to reach the record and also recorded eight touchbacks. Hekker reached 51 punts inside the 20 with 98 punting attempts and only committed one touchback during the 2016 season. Hekker punted a career-high 98 times in 2016.

### Single Season Punts Inside the 20 Record

Player	Punts	Inside 20
1. Johnny Hekker, LA - 2016	98	51
2. Dave Zastudil, Ari - 2012	112	46
3. Dustin Colquitt, KC - 2012	83	45

## SHORT CHANGED RETURN



LS Jake McQuaide

The Rams special teams units have flourished since Special Teams Coordinator John Fassel took over prior to the 2012 season. During the 2017 regular season, the Rams opponents have averaged 6.1 yards per return, the ninth-best mark in the league, while P Johnny Hekker's 44.3 net yard average was the second-best total last season.

Hekker's net punting average is 45.4 yards through the first three games of 2018.

Hekker and the Rams coverage units have backed opponents up deep in their own territory and limited opponents to average just 6.4 yards per punt return, which is the lowest average in the NFL since the start of the 2012 season.

2012-Present Team Punting Leaders	Avg. Opp. Return
1. Los Angeles Rams	6.4
2t. New England Patriots	7.3
2t. San Francisco 49ers	7.3
2t. Kansas City Chiefs	7.3
5. Minnesota Vikings	7.2

2017 Team Punting Leaders	Avg. Opp. Return
1t. San Francisco 49ers	4.2
1t. Dallas Cowboys	4.2
1t. Indianapolis Colts	4.2
4. New England Patriots	4.6
5. Buffalo Bills	5.5
6t. Green Bay Packers	5.7
6t. Tampa Bay Buccaneers	5.7
8. Carolina Panthers	5.9
9. Los Angeles Rams	6.1



# LOS ANGELES RAMS STATISTICS



# RAMS 2018 STATS



## Won 3, Lost 0

9/10	W	33-13	at Oakland Raiders
9/16	W	34-0	vs. Arizona Cardinals
9/23	W	35-23	vs. Los Angeles Chargers

	Rams	Opponent
<b>Total First Downs</b>	<b>80</b>	<b>41</b>
Rushing	28	15
Passing	45	24
Penalty	7	2
3rd Down: Made/Att	20/37	15/36
3rd Down Pct.	54.1%	41.7%
4th Down: Made/Att	1/3	2/3
4th Down Pct.	33.3%	66.7%
<b>Possession Avg.</b>	<b>32:18</b>	<b>27:42</b>
<b>Total Net Yards</b>	<b>1,318</b>	<b>888</b>
Avg. Per Game	439.3	296.0
Total Plays	199	159
Avg. Per Play	6.6	5.6
<b>Net Yards Rushing</b>	<b>401</b>	<b>290</b>
Avg. Per Game	133.7	96.7
Total Rushes	94	58
<b>Net Yards Passing</b>	<b>917</b>	<b>598</b>
Avg. Per Game	305.7	199.3
Sacked/Yards Lost	4/24	4/21
Gross Yards	941	619
Attempts/Completions	101/71	97/64
Completion Pct.	70.3%	66.0%
Had Intercepted	2	4
<b>Punts/Average</b>	<b>5/53.6</b>	<b>15/45.5</b>
<b>Net Punting Avg.</b>	<b>45.4</b>	<b>35.3</b>
<b>Penalties/Yards</b>	<b>19/183</b>	<b>24/232</b>
<b>Fumbles/Ball Lost</b>	<b>2/1</b>	<b>2/2</b>
<b>Touchdowns</b>	<b>12</b>	<b>4</b>
Rushing	4	2
Passing	6	2
Returns	2	0

Score By Periods	Q1	Q2	Q3	Q4	OT	Pts
Rams	21	29	32	20	0	102
Opponents	13	13	7	3	0	36

Scoring	TD	Ru	Pa	Rt	PAT	FG	2Pt	Pts
T.Gurley II	5	4	1	0	0/0	0/0	2	34
G.Zuerlein	0	0	0	0	3/3	4/5	0	15
R.Woods	2	0	2	0	0/0	0/0	0	12
C.Kupp	2	0	2	0	0/0	0/0	0	12
M.Peters	1	0	0	1	0/0	0/0	0	6
B.Countess	1	0	0	1	0/0	0/0	0	6
T.Higbee	1	0	1	0	0/0	0/0	0	6
S.Ficken	0	0	0	0	5/5	0/1	0	5
J.Hekker	0	0	0	0	1/1	1/1	0	4
M.Brown	0	0	0	0	0/0	0/0	1	2
<b>Rams</b>	<b>12</b>	<b>4</b>	<b>6</b>	<b>2</b>	<b>9/9</b>	<b>5/7</b>	<b>3</b>	<b>102</b>
<b>Opponents</b>	<b>4</b>	<b>2</b>	<b>2</b>	<b>0</b>	<b>3/4</b>	<b>3/3</b>	<b>0</b>	<b>36</b>

2-Pt. Conversions: Rams 3/3, Opponents: 0/0  
 Sacks: E.Westbrooks 1.0, S.Ebukam 1.0, N.Suh 1.0, M.Brockers 1.0  
**Team: 4.0, Opponents: 4.0**

Rushing	No.	Yds	Avg	Long	TD
T.Gurley II	62	255	4.1	23	4
M.Brown	18	93	5.2	19	0
R.Woods	4	19	4.8	8	0
J.Goff	6	15	2.5	16	0
C.Kupp	3	13	4.3	12	0
B.Cooks	1	6	6.0	6	0
<b>Rams</b>	<b>94</b>	<b>401</b>	<b>4.3</b>	<b>23</b>	<b>4</b>
<b>Opponents</b>	<b>58</b>	<b>290</b>	<b>5.0</b>	<b>32</b>	<b>2</b>

Receiving	No.	Yds	Avg	Long	TD
B.Cooks	19	336	17.7	57	0
R.Woods	19	222	11.7	22	2
C.Kupp	15	186	12.4	53t	2
T.Gurley II	11	121	11.0	25	1
T.Higbee	3	38	12.7	20	1
G.Everett	2	20	10.0	17	0
M.Brown	2	18	9.0	9	0
<b>Rams</b>	<b>71</b>	<b>941</b>	<b>13.3</b>	<b>57</b>	<b>6</b>
<b>Opponents</b>	<b>64</b>	<b>619</b>	<b>9.7</b>	<b>45</b>	<b>2</b>

Interceptions	No.	Yds	Avg	Long	TD
M.Peters	1	50	50.0	50t	1
S.Shields	1	22	22.0	22	0
C.Littleton	1	7	7.0	7	0
J.Johnson	1	0	0.0	0	0
<b>Rams</b>	<b>4</b>	<b>79</b>	<b>19.8</b>	<b>50t</b>	<b>1</b>
<b>Opponents</b>	<b>2</b>	<b>4</b>	<b>2.0</b>	<b>4</b>	<b>0</b>

Punting	No	Yds	Avg	Net	TB	In	Lg	B
J.Hekker	5	268	53.6	45.4	1	3	62	0
<b>Rams</b>	<b>5</b>	<b>268</b>	<b>53.6</b>	<b>45.4</b>	<b>1</b>	<b>3</b>	<b>62</b>	<b>0</b>
<b>Opponents</b>	<b>15</b>	<b>683</b>	<b>45.5</b>	<b>35.3</b>	<b>0</b>	<b>2</b>	<b>58</b>	<b>1</b>

Punt Returns	Ret	FC	Yds	Avg	Long	TD
J.Natson	8	1	141	17.6	60	0
P.Cooper	2	1	12	6.0	12	0
C.Kupp	0	1	0	0	0	0
<b>Rams</b>	<b>10</b>	<b>3</b>	<b>153</b>	<b>15.3</b>	<b>60</b>	<b>0</b>
<b>Opponents</b>	<b>2</b>	<b>0</b>	<b>21</b>	<b>10.5</b>	<b>11</b>	<b>0</b>

Kickoff Returns	No.	Yds	Avg	Long	TD
P.Cooper	3	75	25.0	26	0
B.Countess	2	51	25.5	26	0
J.Natson	2	46	23.0	24	0
<b>Rams</b>	<b>7</b>	<b>172</b>	<b>24.6</b>	<b>26</b>	<b>0</b>
<b>Opponents</b>	<b>4</b>	<b>82</b>	<b>20.5</b>	<b>33</b>	<b>0</b>

Field Goals	1-19	20-29	30-39	40-49	50+
G.Zuerlein	0/0	3/3	0/0	0/1	1/1
S.Ficken	0/0	0/0	0/0	0/1	0/0
J.Hekker	0/0	1/1	0/0	0/0	0/0
<b>Rams</b>	<b>0/0</b>	<b>4/4</b>	<b>0/0</b>	<b>0/2</b>	<b>1/1</b>
<b>Opponents</b>	<b>0/0</b>	<b>2/2</b>	<b>0/0</b>	<b>1/1</b>	<b>0/0</b>

Fumbles Lost: T.Gurley 1 **Total: 1**

Opponent Fumble Recoveries: N.Suh 1, L.Joyner 1 **Total: 2**

Passing	Att	Cmp	Yds	Cmp%	Yds/Att	TD	TD%	Int	Int%	Long	Sack /Lost	Rating
J.Goff	101	71	941	70.3%	9.3	6	5.9%	2	2.0%	57	4/24	111.0
<b>Rams</b>	<b>101</b>	<b>71</b>	<b>941</b>	<b>70.3%</b>	<b>9.3</b>	<b>6</b>	<b>5.9%</b>	<b>2</b>	<b>2.0%</b>	<b>57</b>	<b>4/24</b>	<b>111.0</b>
<b>Opponents</b>	<b>97</b>	<b>64</b>	<b>619</b>	<b>66.0%</b>	<b>6.4</b>	<b>2</b>	<b>2.1%</b>	<b>4</b>	<b>4.1%</b>	<b>45</b>	<b>4/21</b>	<b>73.3</b>

# RAMS 2018 DEFENSIVE STATS



Player	Total	Solo	Assisted	Sacks	Sack Yds	FF	PD	Safeties	QBH	TFL
Cory Littleton	26	19	7	0	0	0	2	0	0	0
John Johnson III	19	14	5	0	0	1	3	0	0	1
Ramik Wilson	17	10	7	0	0	0	1	0	0	1
Marqui Christian	11	10	1	0	0	0	0	0	0	0
Lamarcus Joyner	10	7	3	0	0	0	0	0	0	0
Michael Brockers	9	5	4	1	3	0	0	0	1	1
Nickell Robey-Coleman	9	5	4	0	0	0	0	0	0	0
Aqib Talib	9	6	3	0	0	1	2	0	0	0
Ndamukong Suh	8	4	4	1	4	0	1	0	4	1
Aaron Donald	7	3	4	0	0	0	0	0	1	0
Samson Ebukam	6	4	2	1	7	0	0	0	3	4
Sam Shields	5	4	1	0	0	0	2	0	0	1
Dominique Easley	4	4	0	0	0	0	0	0	0	0
John Franklin-Myers	4	3	1	0	0	0	0	0	1	0
Marcus Peters	4	1	3	0	0	0	1	0	0	0
Bryce Hager	3	3	0	0	0	0	0	0	0	0
Ethan Westbrooks	2	1	1	1	7	0	0	0	1	1
Troy Hill	1	0	1	0	0	0	0	0	0	0
Justin Lawler	1	1	0	0	0	0	0	0	0	1
Matt Longacre	1	0	1	0	0	0	0	0	1	0
Isaiah Johnson	0	0	0	0	0	0	0	0	1	0
<b>Total</b>	<b>156</b>	<b>104</b>	<b>52</b>	<b>4</b>	<b>21</b>	<b>2</b>	<b>12</b>	<b>0</b>	<b>13</b>	<b>11</b>
<b>Opponent</b>	<b>187</b>	<b>140</b>	<b>47</b>	<b>4</b>	<b>24</b>	<b>2</b>	<b>10</b>	<b>0</b>	<b>10</b>	<b>14</b>

# 2018 SPECIAL TEAMS TACKLES



Player	Total	Solo	Assisted
Justin Davis	2	2	0
Blake Countess	1	1	0
Jake McQuaide	1	0	1
Isaiah Johnson	1	1	0
Micah Kiser	1	0	1
Sam Ficken	1	1	0
KhaDarel Hodge	1	1	0

# LOS ANGELES RAMS ROSTER



---

# LOS ANGELES RAMS PRONUNCIATION

---



66	Austin <b>BLYTHE</b> .....	BLY-th
68	<b>JAMON</b> Brown.....	juh-MON
41	<b>MARQUI</b> Christian.....	MAR-key
10	<b>PHAROH</b> Cooper.....	FAIR-oh
50	Samson <b>EBUKAM</b> .....	ay-BOO-kam
30	Todd <b>GURLEY II</b> .....	GUR-lee
54	Bryce <b>HAGER</b> .....	HAY-gur
79	Rob <b>HAVENSTEIN</b> .....	HAY-vin-stine
44	Jake <b>McQUAIDE</b> .....	Mc-KWAYD
45	<b>OGBONNIA OKORONKWO</b> .....	o-BO-ny-uh/o-kor-RON-kwo
23	<b>NICKELL ROBEY</b> -Coleman.....	Nick-ELL/Robe-EE
93	<b>NDAMUKONG SUH</b> .....	En-dom-ah-ken/Soo
21	<b>AQIB TALIB</b> .....	UH-keeb/TUH-leeb
52	<b>RAMIK</b> Wilson.....	RUH-meek
49	<b>TREVON</b> Young.....	TRAH-von
4	Greg <b>ZUERLEIN</b> .....	ZURR-line

# LOS ANGELES RAMS UNOFFICIAL DEPTH CHART



Unofficial Depth Chart as of 9/19/18

## OFFENSE

Underlined denotes rookies

---

<b>WR</b> 18 Cooper Kupp	11 <u>KhaDarel Hodge</u>		
<b>TE</b> 89 Tyler Higbee	81 Gerald Everett	82 Johnny Mundt	
<b>LT</b> 77 Andrew Whitworth	70 <u>Joseph Noteboom</u>		
<b>LG</b> 76 Rodger Saffold			
<b>C</b> 65 John Sullivan	55 <u>Brian Allen</u>		
<b>RG</b> 66 Austin Blythe	68 Jamon Brown		
<b>RT</b> 79 Rob Havenstein			
<b>WR</b> 12 Brandin Cooks	19 JoJo Natson		
<b>WR</b> 17 Robert Woods	83 Josh Reynolds		
<b>QB</b> 16 Jared Goff	14 Sean Mannion		
<b>HB</b> 30 Todd Gurley II	34 Malcolm Brown	33 Justin Davis	42 <u>John Kelly</u>

## DEFENSE

---

<b>DE</b> 90 Michael Brockers	94 <u>John Franklin-Myers</u>		
<b>NT</b> 93 Ndamukong Suh	92 Tanzel Smart	69 <u>Sebastian Joseph-Day</u>	
<b>DT</b> 99 Aaron Donald	95 Ethan Westbrooks		
<b>WILL</b> 91 Dominique Easley	96 Matt Longacre	49 <u>Trevon Young</u>	
<b>OLB</b> 50 Samson Ebukam	53 <u>Justin Lawler</u>		
<b>ILB</b> 58 Cory Littleton	54 Bryce Hager	59 <u>Micah Kiser</u>	
<b>ILB</b> 26 Mark Barron	52 Ramik Wilson		
<b>LCB</b> 22 Marcus Peters	37 Sam Shields	32 Troy Hill	
<b>RCB</b> 21 Aqib Talib	23 Nickell Robey-Coleman		
<b>SS</b> 43 John Johnson III	24 Blake Countess		
<b>FS</b> 20 Lamarcus Joyner	41 Marqui Christian		

## SPECIALISTS

---

<b>P</b> 6 Johnny Hekker		
<b>K</b> 4 Greg Zuerlein	5 Sam Ficken	
<b>H</b> 6 Johnny Hekker		
<b>LS</b> 44 Jake McQuaide		
<b>PR</b> 19 JoJo Natson	18 Cooper Kupp	
<b>KR</b> 19 JoJo Natson	24 Blake Countess	

# LOS ANGELES RAMS ALPHABETICAL ROSTER



NO.	PLAYER	POS	HT	WT	DOB	AGE	EXP	COLLEGE	H.S. HOMETOWN	ACQUIRED
55	Allen, Brian	C	6-2	303	10/11/1995	22	R	Michigan State	Hinsdale, Ill.	D4A-'18
26	Barron, Mark	LB	6-2	230	10/27/1989	28	7	Alabama	Mobile, Ala.	T(TB)-'14
66	Blythe, Austin	OL	6-3	298	6/16/1992	26	3	Iowa	Williamsburg, Iowa	W(IND)-'17
90	Brockers, Michael	DL	6-5	305	12/21/1990	27	7	LSU	Houston, Texas	D1-'12
68	Brown, Jamon	G	6-4	340	3/15/1993	25	4	Louisville	Louisville, Ky.	D3A-'15
34	Brown, Malcolm	RB	5-11	222	5/15/1993	25	3	Texas	Cibola, Texas	FA-'15
41	Christian, Marqui	S	5-11	207	10/27/1994	23	3	Midwestern State	Spring, Texas	W(AZ) - '16
12	Cooks, Brandin	WR	5-10	183	9/25/1993	24	5	Oregon State	Stockton, Calif.	T(NE) - '18
24	Countess, Blake	DB	5-10	191	8/8/1993	25	3	Auburn	Owings Mills, MD	FA-'16
33	Davis, Justin	RB	6-1	199	11/11/1995	22	2	Southern California	Stockton, Calif.	FA-'17
99	Donald, Aaron	DT	6-1	280	5/23/1991	27	5	Pittsburgh	Pittsburgh, Pa.	D1B-'14
91	Easley, Dominique	OLB	6-2	263	4/28/1992	26	4	Florida	Staten Island, N.Y.	FA-'16
50	Ebukam, Samson	OLB	6-3	245	5/9/1995	23	2	Eastern Washington	Portland, Ore.	D4B-'17
81	Everett, Gerald	TE	6-3	240	6/25/1994	24	2	South Alabama	Decatur, Ga.	D2-'17
5	Ficken, Sam	K	6-1	192	12/14/1992	25	1	Penn State	Valparaiso, Ind.	FA-'17
94	Franklin-Myers, John	DL	6-4	288	9/26/1996	21	R	Stephen F. Austin	Greenville, Texas	D4B-'18
16	Goff, Jared	QB	6-4	222	10/14/1994	23	3	California	Novato, Calif.	D1-'16
30	Gurley II, Todd	RB	6-1	224	8/3/1994	24	4	Georgia	Tarboro, N.C.	D1-'15
54	Hager, Bryce	LB	6-1	237	5/4/1992	26	4	Baylor	Austin, Texas	D7A-'15
79	Havenstein, Rob	T	6-8	330	5/13/1992	26	4	Wisconsin	Mount Airy, Md.	D2-'15
6	Hekker, Johnny	P	6-5	241	2/8/1990	28	7	Oregon State	Bothell, Wash.	FA-'12
89	Higbee, Tyler	TE	6-6	255	1/1/1993	25	3	Western Kentucky	Clearwater, Fla.	D4A-'16
32	Hill, Troy	CB	5-11	183	8/29/1991	27	4	Oregon	Youngstown, Ohio	W(NE) - '15
11	Hodge, KhaDarel	WR	6-2	205	1/3/1995	23	R	Prairie View A&M	D'Lo, Miss.	FA-'18
43	Johnson III, John	S	6-0	209	12/19/1995	22	2	Boston College	West Hyattsville, Md.	D3B-'17
69	Joseph-Day, Sebastian	DT	6-4	310	3/21/1995	23	R	Rutgers	Stroudsburg, Pa.	D6C-'18
20	Joyner, Lamarcus	S	5-8	191	11/27/1990	27	5	Florida State	Miami, Fla.	D2-'14
42	Kelly, John	RB	5-10	205	10/4/1996	21	R	Tennessee	Detroit, Mich.	D6A-'18
59	Kiser, Micah	LB	6-0	244	1/25/1995	23	R	Virginia	Baltimore, Md.	D5A-'18
18	Kupp, Cooper	WR	6-2	208	6/15/1993	25	2	Eastern Washington	Yakima, Wash.	D3A-'17
53	Lawler, Justin	DL	6-4	265	12/23/1994	23	R	SMU	Pottsboro, Texas	D7B-'18
58	Littleton, Cory	LB	6-3	228	11/18/1993	24	3	Washington	Spring Valley, Calif.	FA-'16
96	Longacre, Matt	OLB	6-3	265	9/21/1991	27	4	Northwest Missouri State	Omaha, Neb.	FA-'15
14	Mannion, Sean	QB	6-6	223	4/25/1992	26	4	Oregon State	Pleasanton, Calif.	D3B-'15
44	McQuaide, Jake	LS	6-2	235	12/7/1987	30	8	Ohio State	Cincinnati, Ohio	FA-'11
82	Mundt, Johnny	TE	6-4	233	11/23/1994	23	1	Oregon	Modesto, Calif.	FA-'17
19	Natson, JoJo	WR	5-7	153	2/1/1994	24	2	Akron	Fort Lauderdale, Fla.	FA-'18
70	Noteboom, Joseph	T	6-5	321	6/19/1995	23	R	Texas Christian	Plano, Texas	D3-'18
22	Peters, Marcus	CB	6-0	195	1/9/1993	25	4	Washington	Oakland, Calif.	T(KC)-'18
83	Reynolds, Josh	WR	6-3	196	2/16/1995	23	2	Texas A&M	San Antonio, Texas	D4A-'17
23	Robey-Coleman, Nickell	CB	5-8	180	1/17/1992	26	6	Southern California	Frostproof, Fla.	FA-'17
76	Saffold III, Rodger	G	6-5	323	6/6/1988	30	9	Indiana	Bedford, Ohio	D2-'10
37	Shields, Sam	CB	5-11	178	12/8/1987	30	7	Miami	Sarasota, Fla	FA-'18
92	Smart, Tanzel	DT	6-1	295	11/6/1994	23	2	Tulane	Baton Rouge, La.	D6A-'17
93	Suh, Ndamukong	DT	6-4	313	1/6/1987	31	9	Nebraska	Portland, Ore.	FA-'18
65	Sullivan, John	C	6-4	312	8/8/1985	33	11	Notre Dame	Old Greenwich, Conn.	FA-'17
21	Talib, Aqib	CB	6-1	209	2/13/1986	32	11	Kansas	Richardson, Texas	T(DEN)-'18
95	Westbrooks, Ethan	DL	6-4	287	11/15/1990	27	5	West Texas A&M	Oakland, Calif.	FA-'14
77	Whitworth, Andrew	T	6-7	330	12/12/1981	36	13	LSU	Monroe, La.	FA-'17
52	Wilson, Ramik	LB	6-2	238	8/19/1992	26	4	Georgia	Tampa, Fla.	FA-'18
17	Woods, Robert	WR	6-0	195	4/10/1992	26	6	Southern California	Gardena, Calif.	FA-'17
49	Young, Trevon	OLB	6-4	259	4/1/1995	23	R	Louisville	Des Moines, Iowa	D6D-'18
4	Zuerlein, Greg	K	6-0	191	12/27/1987	30	7	Missouri Western	Lincoln, Neb.	D6-'12
										Active Roster: 53

## Practice Squad

8	Allen, Brandon	QB	6-2	209	9/5/1992	26	1	Arkansas	Fayetteville, Ark.	FA-'17
71	Boehm, Evan	G	6-3	310	8/19/1993	25	3	Missouri	Lee's Summit, Mo.	FA-'18
36	Hatfield, Dominique	CB	5-10	178	12/13/1994	23	2	Utah	Los Angeles, Calif.	FA-'17
87	Krieger-Coble, Henry	TE	6-4	246	6/12/1992	26	1	Iowa	Mount Pleasant, Iowa	FA-'17
56	Martin, Marcus	DE	6-2	255	2/16/1995	23	R	Slippery Rock	West Mifflin, Pa.	FA-'18
86	Mitchell, Steven	WR	5-10	186	5/2/1994	24	R	Southern California	Pasadena, Calif.	FA-'18
72	Neary, Aaron	C/G	6-4	299	11/15/1992	25	1	Eastern Washington	Richland, Wash.	W(PHI)-'17
38	Parker, Steven	DB	6-1	210	12/14/1995	22	R	Oklahoma	Tulsa, Okla.	FA-'18
47	Richards, Ramon	CB	5-11	188	11/29/1995	22	R	Oklahoma State	San Antonio, Texas	FA-'18
62	Williams, Darrell	T	6-6	310	3/24/1993	25	2	Western Kentucky	Dublin, Ga.	FA-'18

Practice Squad: 10

## Reserve/Physically Unable to Perform (PUP)

45	Okoronkwo, Ogbonnia	OLB	6-2	253	4/24/1995	23	R	Oklahoma	Houston, Texas	D5B-'18
----	---------------------	-----	-----	-----	-----------	----	---	----------	----------------	---------

## Reserve/Injured

10	Cooper, Pharaoh	WR	5-11	208	3/7/1995	23	3	South Carolina	Havelock, N.C.	D4B-'16
97	Fox, Morgan	DE	6-3	275	9/12/1994	24	3	Colorado State Pueblo	Colorado Springs, Colo	FA-'16
25	Peterson, Kevin	CB	5-11	185	3/22/1994	24	2	Oklahoma State	Muskogee, Okla.	FA-'16
	Sickels, Garrett	OLB	6-4	254	9/24/1994	24	1	Penn State	Red Bank, N.J.	FA-'17
88	Thomas, Michael	WR	6-1	189	8/16/1994	24	3	Southern Mississippi	Chicago, Ill.	D6C-'16
	Thompson, Carlos	OLB	6-5	250	2/16/1992	26	2	Mississippi	Hollandale, Miss.	FA-'17
	Thompson, Kendal	WR	6-2	196	5/14/1992	26	1	Utah	Oklahoma City, Okla.	FA-'18

# LOS ANGELES RAMS NUMERICAL ROSTER



NO.	PLAYER	POS	HT	WT	AGE	EXP	COLLEGE	H.S. HOMETOWN	ACQUIRED
4	Greg Zuerlein	K	6-0	191	30	7	Missouri Western	Lincoln, Neb.	D6-'12
5	Sam Ficken	K	6-1	192	25	1	Penn State	Valparaiso, Ind.	FA-'17
6	Johnny Hekker	P	6-5	241	28	7	Oregon State	Bothell, Wash.	FA-'12
11	KhaDarel Hodge	WR	6-2	205	23	R	Prairie View A&M	D'Lo, Miss.	FA-'18
12	Brandin Cooks	WR	5-10	183	24	5	Oregon State	Stockton, Calif.	T(NE) - '18
14	Sean Mannion	QB	6-6	223	26	4	Oregon State	Pleasanton, Calif.	D3B-'15
16	Jared Goff	QB	6-4	222	23	2	California	Novato, Calif.	D1-'16
17	Robert Woods	WR	6-0	195	26	6	Southern California	Gardena, Calif	FA-'17
18	Cooper Kupp	WR	6-2	208	25	2	Eastern Washington	Yakima, Wash.	D3A-'17
19	JoJo Natson	WR	5-7	153	24	2	Akron	Fort Lauderdale, Fla.	FA-'18
20	Lamarcus Joyner	S	5-8	191	27	4	Florida State	Miami, Fla.	D2-'14
21	Aqib Talib	CB	6-1	209	32	11	Kansas	Richardson, Texas	T(DEN)-'18
22	Marcus Peters	CB	6-0	195	25	4	Washington	Oakland, Calif.	T(KC)-'18
23	Nickell Robey-Coleman	CB	5-8	180	26	6	Southern California	Frostproof, Fla.	FA-'17
24	Blake Countess	DB	5-10	191	25	3	Auburn	Owings Mills, MD	FA-'16
26	Mark Barron	LB	6-2	230	28	7	Alabama	Mobile, Ala.	T(TB)-'14
30	Todd Gurley II	RB	6-1	224	24	4	Georgia	Tarboro, N.C.	D1-'15
32	Troy Hill	CB	5-11	183	27	4	Oregon	Youngstown, Ohio	W(NE) - '15
33	Justin Davis	RB	6-1	199	22	2	Southern California	Stockton, Calif.	FA-'17
34	Malcolm Brown	RB	5-11	222	25	3	Texas	Cibolo, Texas	FA-'15
37	Sam Shields	CB	5-11	178	30	7	Miami	Sarasota, Fla	FA-'18
41	Marqui Christian	S	5-11	207	23	3	Midwestern State	Spring, Texas	W(AZ) - '16
42	John Kelly	RB	5-10	205	21	R	Tennessee	Detroit, Mich.	D6A-'18
43	John Johnson III	S	6-0	209	22	2	Boston College	West Hyattsville, Md.	D3B-'17
44	Jake McQuaide	LS	6-2	235	30	8	Ohio State	Cincinnati, Ohio	FA-'11
49	Trevon Young	OLB	6-4	259	23	R	Louisville	Des Moines, Iowa	D6D-'18
50	Samson Ebukam	OLB	6-3	245	23	2	Eastern Washington	Portland, Ore.	D4B-'17
52	Ramik Wilson	LB	6-2	238	26	4	Georgia	Tampa, Fla.	FA-'18
53	Justin Lawler	DL	6-4	265	23	R	SMU	Pottsboro, Texas	D7B-'18
54	Bryce Hager	LB	6-1	237	26	4	Baylor	Austin, Texas	D7A-'15
55	Brian Allen	C	6-2	303	22	R	Michigan State	Hinsdale, Ill.	D4A-'18
58	Cory Littleton	LB	6-3	228	24	3	Washington	Spring Valley, Calif.	FA-'16
59	Micah Kiser	LB	6-0	244	23	R	Virginia	Baltimore, Md.	D5A-'18
65	John Sullivan	C	6-4	312	33	11	Notre Dame	Old Greenwich, Conn.	FA-'17
66	Austin Blythe	OL	6-3	298	26	3	Iowa	Williamsburg, Iowa	W(IND)-'17
68	Jamon Brown	G	6-4	340	25	4	Louisville	Louisville, Ky.	D3A-'15
69	Sebastian Joseph-Day	DT	6-4	310	23	R	Rutgers	Stroudsburg, Pa.	D6C-'18
70	Joseph Noteboom	T	6-5	321	23	R	Texas Christian	Plano, Texas	D3-'18
76	Rodger Saffold III	G	6-5	323	30	9	Indiana	Bedford, Ohio	D2-'10
77	Andrew Whitworth	T	6-7	330	36	13	LSU	Monroe, La.	FA-'17
79	Rob Havenstein	T	6-8	330	26	4	Wisconsin	Mount Airy, Md.	D2-'15
81	Gerald Everett	TE	6-3	240	24	2	South Alabama	Decatur, Ga.	D2-'17
82	Johnny Mundt	TE	6-4	233	23	1	Oregon	Modesto, Calif.	FA-'17
83	Josh Reynolds	WR	6-3	196	23	2	Texas A&M	San Antonio, Texas	D4A-'17
89	Tyler Higbee	TE	6-6	255	25	3	Western Kentucky	Clearwater, Fla.	D4A-'16
90	Michael Brockers	DL	6-5	305	27	7	LSU	Houston, Texas	D1-'12
91	Dominique Easley	OLB	6-2	263	26	4	Florida	Staten Island, N.Y.	FA-'16
92	Tanzel Smart	DT	6-1	295	23	2	Tulane	Baton Rouge, La.	D6A-'17
93	Ndamukong Suh	DT	6-4	313	31	9	Nebraska	Portland, Ore.	FA-'18
94	John Franklin-Myers	DL	6-4	288	21	R	Stephen F. Austin	Greenville, Texas	D4B-'18
95	Ethan Westbrooks	DL	6-4	287	27	5	West Texas A&M	Oakland, Calif.	FA-'14
96	Matt Longacre	OLB	6-3	265	27	4	Northwest Missouri State	Omaha, Neb.	FA-'15
99	Aaron Donald	DT	6-1	280	27	5	Pittsburgh	Pittsburgh, Pa.	D1B-'14

Active Roster: 53

## Practice Squad

8	Brandon Allen	QB	6-2	209	26	1	Arkansas	Fayetteville, Ark.	FA-'17
36	Dominique Hatfield	CB	5-10	178	23	2	Utah	Los Angeles, Calif.	FA-'17
38	Steven Parker	DB	6-1	210	22	R	Oklahoma	Tulsa, Okla.	FA-'18
56	Marcus Martin	DE	6-2	255	23	R	Slippery Rock	West Mifflin, Pa.	FA-'18
47	Ramon Richards	CB	5-11	188	22	R	Oklahoma State	San Antonio, Texas	FA-'18
62	Darrell Williams	T	6-6	310	25	2	Western Kentucky	Dublin, Ga.	FA-'18
71	Evan Boehm	G	6-3	310	25	3	Missouri	Lee's Summit, Mo.	FA-'18
72	Aaron Neary	C/G	6-4	299	25	1	Eastern Washington	Richland, Wash.	W(PHI)-'17
86	Steven Mitchell	WR	5-10	186	24	R	Southern California	Pasadena, Calif.	FA-'18
87	Henry Krieger-Coble	TE	6-4	246	26	1	Iowa	Mount Pleasant, Iowa	FA-'17

Practice Squad: 10

## Reserve/Physically Unable to Perform (PUP)

45	Ogbonnia Okoronkwo	OLB	6-2	253	23	R	Oklahoma	Houston, Texas	D5B-'18
----	--------------------	-----	-----	-----	----	---	----------	----------------	---------

## Reserve/Injured

10	Pharoh Cooper	WR	5-11	208	23	3	South Carolina	Havelock, N.C.	D4B-'16
25W	Kevin Peterson	CB	5-11	185	24	2	Oklahoma State	Muskogee, Okla.	FA-'16
88	Michael Thomas	WR	6-1	189	24	3	Southern Mississippi	Chicago, Ill.	D6C-'16
97	Morgan Fox	DE	6-3	275	24	3	Colorado State Pueblo	Colorado Springs, Colo.	FA-'16
	Garrett Sickels	OLB	6-4	254	24	1	Penn State	Red Bank, N.J.	FA-'17
	Carlos Thompson	OLB	6-5	250	26	2	Mississippi	Hollandale, Miss.	FA-'17



# LOS ANGELES RAMS EXPERIENCE ROSTER



	NO.	PLAYER	POS	HT	WT	DOB	AGE	EXP	COLLEGE	H.S. HOMETOWN	ACQUIRED
13th Year (1)	77	Whitworth, Andrew	T	6-7	330	12/12/1981	36	13	LSU	Monroe, La.	FA-'17
11th Year (2)	21	Talib, Aqib	CB	6-1	209	2/13/1986	32	11	Kansas	Richardson, Texas	T(DEN)-'18
	65	Sullivan, John	C	6-4	312	8/8/1985	33	11	Notre Dame	Old Greenwich, Conn.	FA-'17
9th Year (2)	76	Saffold III, Rodger	G	6-5	323	6/6/1988	30	9	Indiana	Bedford, Ohio	D2-'10
	93	Suh, Ndamukong	DT	6-4	313	1/6/1987	31	9	Nebraska	Portland, Ore.	FA-'18
8th Year (1)	44	McQuaide, Jake	LS	6-2	235	12/7/1987	30	8	Ohio State	Cincinnati, Ohio	FA-'11
7th Year (5)	4	Zuerlein, Greg	K	6-0	191	12/27/1987	30	7	Missouri Western	Lincoln, Neb.	D6-'12
	6	Hekker, Johnny	P	6-5	241	2/8/1990	28	7	Oregon State	Bothell, Wash.	FA-'12
	26	Barron, Mark	LB	6-2	230	10/27/1989	28	7	Alabama	Mobile, Ala.	T(TB)-'14
	37	Shields, Sam	CB	5-11	178	12/8/1987	30	7	Miami	Sarasota, Fla	FA-'18
	90	Brockers, Michael	DL	6-5	305	12/21/1990	27	7	LSU	Houston, Texas	D1-'12
6th Year (2)	17	Woods, Robert	WR	6-0	195	4/10/1992	26	6	Southern California	Gardena, Calif.	FA-'17
	23	Robey-Coleman, Nickell	CB	5-8	180	1/17/1992	26	6	Southern California	Frostproof, Fla.	FA-'17
5th Year (4)	12	Cooks, Brandin	WR	5-10	183	9/25/1993	24	5	Oregon State	Stockton, Calif.	T(NE) - '18
	20	Joyner, Lamarcus	S	5-8	191	11/27/1990	27	5	Florida State	Miami, Fla.	D2-'14
	95	Westbrooks, Ethan	DL	6-4	287	11/15/1990	27	5	West Texas A&M	Oakland, Calif.	FA-'14
	99	Donald, Aaron	DT	6-1	280	5/23/1991	27	5	Pittsburgh	Pittsburgh, Pa.	D1B-'14
4th Year (10)	14	Mannion, Sean	QB	6-6	223	4/25/1992	26	4	Oregon State	Pleasanton, Calif.	D3B-'15
	22	Peters, Marcus	CB	6-0	195	1/9/1993	25	4	Washington	Oakland, Calif.	T(KC)-'18
	30	Gurley II, Todd	RB	6-1	224	8/3/1994	24	4	Georgia	Tarboro, N.C.	D1-'15
	32	Hill, Troy	CB	5-11	183	8/29/1991	27	4	Oregon	Youngstown, Ohio	W(NE) - '15
	52	Wilson, Ramik	LB	6-2	238	8/19/1992	26	4	Georgia	Tampa, Fla.	FA-'18
	54	Hager, Bryce	LB	6-1	237	5/4/1992	26	4	Baylor	Austin, Texas	D7A-'15
	68	Brown, Jamon	G	6-4	340	3/15/1993	25	4	Louisville	Louisville, Ky.	D3A-'15
	79	Havenstein, Rob	T	6-8	330	5/13/1992	26	4	Wisconsin	Mount Airy, Md.	D2-'15
	91	Easley, Dominique	OLB	6-2	263	4/28/1992	26	4	Florida	Staten Island, N.Y.	FA-'16
	96	Longacre, Matt	OLB	6-3	265	9/21/1991	27	4	Northwest Missouri State	Omaha, Neb.	FA-'15
3rd Year (7)	16	Goff, Jared	QB	6-4	222	10/14/1994	23	3	California	Novato, Calif.	D1-'16
	24	Countess, Blake	DB	5-10	191	8/8/1993	25	3	Auburn	Owings Mills, MD	FA-'16
	34	Brown, Malcolm	RB	5-11	222	5/15/1993	25	3	Texas	Cibolo, Texas	FA-'15
	41	Christian, Marqui	S	5-11	207	10/27/1994	23	3	Midwestern State	Spring, Texas	W(AZ) - '16
	58	Littleton, Cory	LB	6-3	228	11/18/1993	24	3	Washington	Spring Valley, Calif.	FA-'16
	66	Blythe, Austin	OL	6-3	298	6/16/1992	26	3	Iowa	Williamsburg, Iowa	W(IND)-'17
	89	Higbee, Tyler	TE	6-6	255	1/1/1993	25	3	Western Kentucky	Clearwater, Fla.	D4A-'16
2nd Year (8)	18	Kupp, Cooper	WR	6-2	208	6/15/1993	25	2	Eastern Washington	Yakima, Wash.	D3A-'17
	19	Natson, JoJo	WR	5-7	153	2/1/1994	24	2	Akron	Fort Lauderdale, Fla.	FA-'18
	33	Davis, Justin	RB	6-1	199	11/11/1995	22	2	Southern California	Stockton, Calif.	FA-'17
	43	Johnson III, John	S	6-0	209	12/19/1995	22	2	Boston College	West Hyattsville, Md.	D3B-'17
	50	Ebukam, Samson	OLB	6-3	245	5/9/1995	23	2	Eastern Washington	Portland, Ore.	D4B-'17
	81	Everett, Gerald	TE	6-3	240	6/25/1994	24	2	South Alabama	Decatur, Ga.	D2-'17
	83	Reynolds, Josh	WR	6-3	196	2/16/1995	23	2	Texas A&M	San Antonio, Texas	D4A-'17
	92	Smart, Tanzel	DT	6-1	295	11/6/1994	23	2	Tulane	Baton Rouge, La.	D6A-'17
1st Year (2)	5	Ficken, Sam	K	6-1	192	12/14/1992	25	1	Penn State	Valparaiso, Ind.	FA-'17
	82	Mundt, Johnny	TE	6-4	233	11/23/1994	23	1	Oregon	Modesto, Calif.	FA-'17
Rookie (9)	11	Hodge, KhaDarel	WR	6-2	205	1/3/1995	23	R	Prarie View A&M	D'Lo, Miss.	FA-'18
	42	Kelly, John	RB	5-10	205	10/4/1996	21	R	Tennessee	Detroit, Mich.	D6A-'18
	49	Young, Trevon	OLB	6-4	259	4/1/1995	23	R	Louisville	Des Moines, Iowa	D6D-'18
	53	Lawler, Justin	DL	6-4	265	12/23/1994	23	R	SMU	Pottsboro, Texas	D7B-'18
	55	Allen, Brian	C	6-2	303	10/11/1995	22	R	Michigan State	Hinsdale, Ill.	D4A-'18
	59	Kiser, Micah	LB	6-0	244	1/25/1995	23	R	Virginia	Baltimore, Md.	D5A-'18
	69	Joseph-Day, Sebastian	DT	6-4	310	3/21/1995	23	R	Rutgers	Stroudsburg, Pa.	D6C-'18
	70	Noteboom, Joseph	T	6-5	321	6/19/1995	23	R	Texas Christian	Plano, Texas	D3-'18
	94	Franklin-Myers, John	DL	6-4	288	9/26/1996	21	R	Stephen F. Austin	Greenville, Texas	D4B-'18

# LOS ANGELES RAMS POSITIONAL ROSTER



QUARTERBACKS (2)	POS	HT	WT	DOB	AGE	EXP	COLLEGE	H.S. HOMETOWN	ACQUIRED
14 Mannion, Sean	QB	6-6	223	4/25/1992	26	4	Oregon State	Pleasanton, Calif.	D3B-'15
16 Goff, Jared	QB	6-4	222	10/14/1994	23	3	California	Novato, Calif.	D1-'16
<b>RUNNING BACKS (4)</b>									
30 Gurley II, Todd	RB	6-1	224	8/3/1994	24	4	Georgia	Tarboro, N.C.	D1-'15
33 Davis, Justin	RB	6-1	199	11/11/1995	22	2	Southern California	Stockton, Calif.	FA-'17
34 Brown, Malcolm	RB	5-11	222	5/15/1993	25	3	Texas	Cibolo, Texas	FA-'15
42 Kelly, John	RB	5-10	205	10/4/1996	21	R	Tennessee	Detroit, Mich.	D6A-'18
<b>WIDE RECEIVERS (6)</b>									
11 Hodge, KhaDarel	WR	6-2	205	1/3/1995	23	R	Prarie View A&M	D'Lo, Miss.	FA-'18
12 Cooks, Brandin	WR	5-10	183	9/25/1993	24	5	Oregon State	Stockton, Calif.	T(NE) - '18
17 Woods, Robert	WR	6-0	195	4/10/1992	26	6	Southern California	Gardena, Calif.	FA-'17
18 Kupp, Cooper	WR	6-2	208	6/15/1993	25	2	Eastern Washington	Yakima, Wash.	D3A-'17
19 Natson, JoJo	WR	5-7	153	2/1/1994	24	2	Akron	Fort Lauderdale, Fla.	FA-'18
83 Reynolds, Josh	WR	6-3	196	2/16/1995	23	2	Texas A&M	San Antonio, Texas	D4A-'17
<b>TIGHT ENDS (3)</b>									
81 Everett, Gerald	TE	6-3	240	6/25/1994	24	2	South Alabama	Decatur, Ga.	D2-'17
82 Mundt, Johnny	TE	6-4	233	11/23/1994	23	1	Oregon	Modesto, Calif.	FA-'17
89 Higbee, Tyler	TE	6-6	255	1/1/1993	25	3	Western Kentucky	Clearwater, Fla.	D4A-'16
<b>OFFENSIVE LINE (8)</b>									
55 Allen, Brian	C	6-2	303	10/11/1995	22	R	Michigan State	Hinsdale, Ill.	D4A-'18
65 Sullivan, John	C	6-4	312	8/8/1985	33	11	Notre Dame	Old Greenwich, Conn.	FA-'17
66 Blythe, Austin	OL	6-3	298	6/16/1992	26	3	Iowa	Williamsburg, Iowa	W(IND)-'17
68 Brown, Jamon	G	6-4	340	3/15/1993	25	4	Louisville	Louisville, Ky.	D3A-'15
70 Noteboom, Joseph	T	6-5	321	6/19/1995	23	R	Texas Christian	Plano, Texas	D3-'18
76 Saffold III, Rodger	G	6-5	323	6/6/1988	30	9	Indiana	Bedford, Ohio	D2-'10
77 Whitworth, Andrew	T	6-7	330	12/12/1981	36	13	LSU	Monroe, La.	FA-'17
79 Havenstein, Rob	T	6-8	330	5/13/1992	26	4	Wisconsin	Mount Airy, Md.	D2-'15
<b>DEFENSIVE LINE (8)</b>									
53 Lawler, Justin	DL	6-4	265	12/23/1994	23	R	SMU	Pottsboro, Texas	D7B-'18
69 Joseph-Day, Sebastian	DT	6-4	310	3/21/1995	23	R	Rutgers	Stroudsburg, Pa.	D6C-'18
90 Brockers, Michael	DL	6-5	305	12/21/1990	27	7	LSU	Houston, Texas	D1-'12
92 Smart, Tanzel	DT	6-1	295	1/6/1994	23	2	Tulane	Baton Rouge, La.	D6A-'17
93 Suh, Ndamukong	DT	6-4	313	1/6/1987	31	9	Nebraska	Portland, Ore.	FA-'18
94 Franklin-Myers, John	DL	6-4	288	9/26/1996	21	R	Stephen F. Austin	Greenville, Texas	D4B-'18
95 Westbrook, Ethan	DL	6-4	287	11/15/1990	27	5	West Texas A&M	Oakland, Calif.	FA-'14
99 Donald, Aaron	DT	6-1	280	5/23/1991	27	5	Pittsburgh	Pittsburgh, Pa.	D1B-'14
<b>LINEBACKERS (9)</b>									
26 Barron, Mark	LB	6-2	230	10/27/1989	28	7	Alabama	Mobile, Ala.	T(TB)-'14
49 Young, Trevon	OLB	6-4	259	4/1/1995	23	R	Louisville	Des Moines, Iowa	D6D-'18
50 Ebukam, Samson	OLB	6-3	245	5/9/1995	23	2	Eastern Washington	Portland, Ore.	D4B-'17
52 Wilson, Ramik	LB	6-2	238	8/19/1992	26	4	Georgia	Tampa, Fla.	FA-'18
54 Hager, Bryce	LB	6-1	237	5/4/1992	26	4	Baylor	Austin, Texas	D7A-'15
58 Littleton, Cory	LB	6-3	228	11/18/1993	24	3	Washington	Spring Valley, Calif.	FA-'16
59 Kiser, Micah	LB	6-0	244	1/25/1995	23	R	Virginia	Baltimore, Md.	D5A-'18
91 Easley, Dominique	OLB	6-2	263	4/28/1992	26	4	Florida	Staten Island, N.Y.	FA-'16
96 Longacre, Matt	OLB	6-3	265	9/21/1991	27	4	Northwest Missouri State	Omaha, Neb.	FA-'15
<b>SECONDARY (9)</b>									
20 Joyner, Lamarcus	S	5-8	191	11/27/1990	27	5	Florida State	Miami, Fla.	D2-'14
21 Talib, Aqib	CB	6-1	209	2/13/1986	32	11	Kansas	Richardson, Texas	T(DEN)-'18
22 Peters, Marcus	CB	6-0	195	1/9/1993	25	4	Washington	Oakland, Calif.	T(KC)-'18
23 Robey-Coleman, Nickell	CB	5-8	180	1/17/1992	26	6	Southern California	Frostproof, Fla.	FA-'17
24 Countess, Blake	DB	5-10	191	8/8/1993	25	3	Auburn	Owings Mills, MD	FA-'16
32 Hill, Troy	CB	5-11	183	8/29/1991	27	4	Oregon	Youngstown, Ohio	W(NE) - '15
37 Shields, Sam	CB	5-11	178	12/8/1987	30	7	Miami	Sarasota, Fla	FA-'18
41 Christian, Marqui	S	5-11	207	10/27/1994	23	3	Midwestern State	Spring, Texas	W(AZ) - '16
43 Johnson III, John	S	6-0	209	12/19/1995	22	2	Boston College	West Hyattsville, Md.	D3B-'17
<b>SPECIALISTS (4)</b>									
4 Zuerlein, Greg	K	6-0	191	12/27/1987	30	7	Missouri Western	Lincoln, Neb.	D6-'12
5 Ficken, Sam	K	6-1	192	12/14/1992	25	1	Penn State	Valparaiso, Ind.	FA-'17
6 Hekker, Johnny	P	6-5	241	2/8/1990	28	7	Oregon State	Bothell, Wash.	FA-'12
44 McQuaide, Jake	LS	6-2	235	12/7/1987	30	8	Ohio State	Cincinnati, Ohio	FA-'11

# LOS ANGELES RAMS 2018 TRANSACTIONS



DATE	NAME	MOVE	DATE	NAME	MOVE
January 8	WR Fred Brown	Signed Reserves/Futures Contract	Sept. 5	DB Isaiah Johnson	Waived
January 8	DT Omarius Bryant	Signed Reserves/Futures Contract	Sept. 6	DB Isaiah Johnson	Signed
January 8	C Jake Eldrenkamp	Signed Reserves/Futures Contract	Sept. 8	OL Jamil Demby	Waived
January 8	CB Dominique Hatfield	Signed Reserves/Futures Contract	Sept. 11	C/G Aaron Neary	Added to Practice Squad
January 8	TE Henry Krieger-Coble	Signed Reserves/Futures Contract	Sept. 12	WR Pharoh Cooper	Placed on Reserve/Injured
January 8	TE Johnny Mundt	Signed Reserves/Futures Contract	Sept. 12	WR JoJo Natson	Signed
January 8	CB Taurean Nixon	Signed Reserves/Futures Contract	Sept. 17	WR Michael Thomas	Placed on Reserve/Injured
January 8	OLB Ejuan Price	Signed Reserves/Futures Contract	Sept. 17	K Sam Ficken	Signed
January 8	RB Sam Rogers	Signed Reserves/Futures Contract	Sept. 17	G Jamon Brown	Exempt/Commissioner Permission
January 8	CB Marcus Sayles	Signed Reserves/Futures Contract	Sept. 18	QB Brandon Allen	Waived
February 22	T Michael Dunn	Signed	Sept. 18	TE Temarrick Hemingway	Released from Practice Squad
March 6	S Lamarucus Joyner	Designated Franchise Player	Sept. 18	QB Luis Perez	Released from Practice Squad
March 8	DB Sam Shields	Signed	Sept. 18	DB Isaiah Johnson	Waived
March 9	LS Jake McQuaide	Signed	Sept. 18	T Darrell Williams	Signed to Practice Squad
March 12	RB Malcolm Brown	Tendered	Sept. 18	G Jamon Brown	Activated from Exemption
March 12	K Sam Ficken	Tendered	Sept. 19	WR KhaDarel Hodge	Signed to Active Roster from Practice Squad
March 12	CB Troy Hill	Tendered	Sept. 19	QB Brandon Allen	Signed to Practice Squad
March 12	OLB Matt Longacre	Tendered			
March 14	CB Marcus Peters	Acquired Via Trade From KC			
March 14	CB Aqib Talib	Acquired Via Trade From DEN			
March 14	OLB Robert Quinn	Traded to MIA			
March 14	LB Alec Ogletree	Traded to NYG			
March 19	DT Dominique Easley	Signed			
March 22	C John Sullivan	Signed			
March 26	LB Ramik Wilson	Signed			
April 5	WR Brandon Cooks	Acquired Via Trade From NE			
April 6	CB Kayvon Webster	Terminated, Vested Veteran, all contracts			
April 6	DT Ndumukong Suh	Signed			
April 12	DB Marcus Sayles	Waived			
April 16	T Cornelius Lucas	Signed			
April 16	T Darrell Williams	Signed			
April 16	RB Malcolm Brown	Signed Exclusive Rights Contract			
April 16	K Sam Ficken	Signed Exclusive Rights Contract			
April 16	CB Troy Hill	Signed Exclusive Rights Contract			
May 1	WR LaQuintonte Gonzalez	Signed			
May 1	WR Ricky Jeune	Signed			
May 1	G Jeremiah Kolone	Signed			
May 1	WR Steven Mitchell	Signed			
May 1	DT McKay Murphy	Signed			
May 2	DB Curtis Mickell	Signed			
May 2	LB Tegray Scales	Signed			
May 4	CB Ramon Richards	Signed			
May 14	OLB Carlos Thompson	Waived/Injured			
May 14	RB Nick Holley	Signed			
May 14	DB Aloabi Laguda	Signed			
May 14	TE Cody McElroy	Signed			
May 14	DB Steven Parker	Signed			
May 14	QB Luis Perez	Signed			
May 14	DE Brian Womac	Signed			
May 15	FB Sam Rogers	Waived			
May 15	RB Lenard Tilley	Waived			
May 15	DT Dalton Keene	Signed			
May 15	DB Chucky Williams	Signed			
May 15	RB Larry Rose III	Awarded Off Waivers			
May 17	DT Dalton Keene	Waived			
May 21	DT Chucky Clements	Signed			
June 5	T Michael Dunn	Waived			
June 8	DB Nate Holley	Signed			
June 8	C Brian Allen	Draft Selection Signed			
June 8	G Jamil Demby	Draft Selection Signed			
June 8	DE John Franklin	Draft Selection Signed			
June 8	LB Travin Howard	Draft Selection Signed			
June 8	NT Sebastian Joseph	Draft Selection Signed			
June 8	RB John Kelly	Draft Selection Signed			
June 8	LB Micha Kiser	Draft Selection Signed			
June 8	DE Justin Lawler	Draft Selection Signed			
June 8	T Joseph Noteboom	Draft Selection Signed			
June 8	LB Ogbornia Okoronkwo	Draft Selection Signed			
June 8	LB Trevon Young	Draft Selection Signed			
June 18	RB Larry Rose III	Waived			
June 18	DB Chucky Williams	Waived			
July 24	WR LaQuintonte Gonzalez	Waived			
July 24	WR Ricky Jeune	Waived			
July 24	DT Dominique Easley	Declared Physically Unable Perform			
July 24	OLB Ogbornia Okoronkwo	Declared Physically Unable Perform			
July 24	OL Jeremiah Kolone	Declared Non-Football Injury			
July 25	S Lamarucus Joyner	Declared Non-Football Injury			
July 26	S Lamarucus Joyner	Passed Physical			
July 27	DT Aaron Donald	Declared Did Not Report			
July 28	OL Jeremiah Kolone	Passed Physical			
July 30	WR Aaron Lacombe	Waived/Injured, Prior to cut to 53			
July 30	WR Kendall Thompson	Signed			
Aug. 4	OLB Garrett Sickels	Waived/Injured Prior to cut to 53			
Aug. 6	DE Marcus Martin	Signed			
Aug. 11	DB Kevin Peterson	Reserve/Injured; prior to cut to 53			
Aug. 11	DT Lord Hyeamang	Signed			
Aug. 20	DT Dominique Easley	Passed Physical			
Aug. 28	RB Larry Rose III	Signed			
Aug. 31	DT Aaron Donald	Placed on Commissioner's Exempt List			
Aug. 31	WR Fred Brown	Waived			
Aug. 31	K Sam Ficken	Waived			
Aug. 31	DB Nate Holley	Waived			
Aug. 31	RB Nick Holley	Waived			
Aug. 31	TE Cody McElroy	Waived			
Aug. 31	WR JoJo Natson	Waived			
Aug. 31	T Darrell Williams	Waived			
Aug. 31	T Cornelius Lucas	Terminated, Vested Veteran, all contracts			
Aug. 31	DB Aloabi Laguda	Waived, Injured			
Aug. 31	WR Kendall Thompson	Waived, Injured			
Aug. 31	DE Ryan Davis	Reserve/Injured			
Aug. 31	DE Morgan Fox	Reserve/Injured			
Aug. 31	DT Omarius Bryant	Waived			
Aug. 31	DT Chucky Clements	Waived			
Aug. 31	C Jake Eldrenkamp	Waived			
Aug. 31	DT Lord Hyeamang	Waived			
Aug. 31	G Jeremiah Kolone	Waived			
Aug. 31	DE Marcus Martin	Waived			
Aug. 31	DB Curtis Mickell	Waived			
Aug. 31	DT McKay Murphy	Waived			
Aug. 31	DB Taurean Nixon	Waived			
Aug. 31	LB Tegray Scales	Waived			
Aug. 31	DE Brian Womac	Waived			
Aug. 31	C Aaron Neary	Waived			
Sept. 1	DB Dominique Hatfield	Waived			
Sept. 1	TE Temarrick Hemingway	Waived			
Sept. 1	WR KhaDarel Hodge	Waived			
Sept. 1	TE Henry Krieger-Coble	Waived			
Sept. 1	WR Steven Mitchell	Waived			
Sept. 1	DB Steven Parker	Waived			
Sept. 1	QB Luis Perez	Waived			
Sept. 1	OLB Ejuan Price	Waived			
Sept. 1	DB Ramon Richards	Waived			
Sept. 1	RB Larry Rose III	Waived			
Sept. 1	G Jamon Brown	Suspended			
Sept. 1	LB Travin Howard	Waived/Injured			
Sept. 1	OLB Ogbornia Okoronkwo	Reserve List Addition			
Sept. 2	DB Dominique Hatfield	Added to Practice Squad			
Sept. 2	TE Temarrick Hemingway	Added to Practice Squad			
Sept. 2	WR KhaDarel Hodge	Added to Practice Squad			
Sept. 2	G Jeremiah Kolone	Added to Practice Squad			
Sept. 2	TE Henry Krieger-Coble	Added to Practice Squad			
Sept. 2	WR Steven Mitchell	Added to Practice Squad			
Sept. 2	DB Steven Parker	Added to Practice Squad			
Sept. 2	QB Luis Perez	Added to Practice Squad			
Sept. 2	DB Ramon Richards	Added to Practice Squad			
Sept. 4	DE Ryan Davis	Terminated, Vested Veteran, Injury Settlement			
Sept. 4	G Evan Boehm	Added to Practice Squad			

# HOW THE 2018 LOS ANGELES RAMS WERE BUILT



	DRAFTEES (26)	FREE AGENTS (20)	TRADES/WAIVERS (7)
<b>2018</b>	T Joseph Noteboom (3) OL Brian Allen (4a) DE John Franklin-Myers (4b) LB Micah Kiser (5a) RB John Kelly (6a) DL Sebastian Joseph (6c) OLB Trevon Young (6d) DL Justin Lawler (7b)	K Sam Ficken (FA) WR KhaDarel Hodge (FA) WR JoJo Natson (FA) CB Sam Shields (FA) DT Ndamukong Suh (FA)	WR Brandin Cooks (T-NE) CB Marcus Peters (T-KC) CB Aqib Talib (T-DEN)
<b>2017</b>	TE Gerald Everett (2) WR Cooper Kupp (3a) S John Johnson III (3b) WR Josh Reynolds (4a) OLB Samson Ebukam (4b) DT Tanzel Smart (6)	RB Justin Davis (UDFA) TE Johnny Mundt (UDFA) CB Nickell Robey-Coleman (FA) C John Sullivan (FA) T Andrew Whitworth (FA) WR Robert Woods (FA)	C Austin Blythe (W-IND)
<b>2016</b>	QB Jared Goff (1) TE Tyler Higbee (4a)	CB Blake Countess (FA) DT Dominique Easley (FA) OLB Cory Littleton (UDFA)	S Marqui Christian (W-AZ)
<b>2015</b>	RB Todd Gurley II (1) T Rob Havenstein (2) G Jamon Brown (3a) QB Sean Mannion (3b) LB Bryce Hager (7)	RB Malcolm Brown (UDFA) OLB Matt Longacre (UDFA)	CB Troy Hill (W-NE)
<b>2014</b>	CB Aaron Donald (1) S Lamarcus Joyner (2)	DE Ethan Westbrooks (UDFA)	LB Mark Barron (T-TB)
<b>2012</b>	DL Michael Brockers (1) K Greg Zuerlein (6)	P Johnny Hekker (UDFA)	
<b>2011</b>		LS Jake McQuaide (UDFA)	
<b>2010</b>	OL Rodger Saffold (2)		

\* Denotes Commissioner's Exempt List

FA - Free Agent; UFA - Unrestricted Free Agent; UDFA - Undrafted Free Agent; RFA - Restricted Free Agent; W - Waivers; T- Trade

# LOS ANGELES RAMS STARTERS/INACTIVES



## OFFENSE

	WR	LT	LG	C	RG	RT	WR	WR	QB	TE	RB
at Oak 9/10	C. Kupp	A. Whitworth	R. Saffold	J. Sullivan	A. Blythe	R. Havenstein	B. Cooks	R. Woods	J. Goff	T. Higbee	T. Gurley II
Ari 9/16	C. Kupp	A. Whitworth	R. Saffold	J. Sullivan	A. Blythe	R. Havenstein	B. Cooks	R. Woods	J. Goff	T. Higbee	T. Gurley II
LAC 9/23	C. Kupp	A. Whitworth	R. Saffold	J. Sullivan	A. Blythe	R. Havenstein	B. Cooks	R. Woods	J. Goff	T. Higbee	T. Gurley II
Min 9/27											
at Sea 10/7											
at Den 10/14											
at SF 10/21											
GB 10/28											
at NO 11/4											
Sea 11/11											
KC 11/19											
at Det 12/2											
at Chi 12/9											
Phi 12/16											
at Ari 12/23											
SF 12/30											

## DEFENSE

	DT	DT/DE/NT	DT/OLB/DE	OLB	OLB	LB	LB	LCB	RCB	SS	FS/CB
at Oak 9/10	N. Suh	M. Brockers	A. Donald	D. Easley	S. Ebukam	C. Littleton	R. Wilson	M. Peters	A. Talib	J. Johnson III	L. Joyner
Ari 9/16	N. Suh	M. Brockers	A. Donald	D. Easley	S. Ebukam	C. Littleton	R. Wilson	M. Peters	A. Talib	J. Johnson III	L. Joyner
LAC 9/23	N. Suh	M. Brockers	A. Donald	D. Easley	S. Ebukam	C. Littleton	R. Wilson	M. Peters	A. Talib	J. Johnson III	L. Joyner
Min 9/27											
at Sea 10/7											
at Den 10/14											
at SF 10/21											
GB 10/28											
at NO 11/4											
Sea 11/11											
KC 11/19											
at Det 12/2											
at Chi 12/9											
Phi 12/16											
at Ari 12/23											
SF 12/30											

## SPECIALISTS

## INACTIVES

	K	P	LS								
at Oak 9/10	G. Zuerlein	J. Hekker	J. McQuaide	at Oak 9/10	B. Allen	M. Barron	J. Davis	J. Kelly	T. Young	S. Joseph	T. Smart
Ari 9/16	J. Hekker	J. Hekker	J. McQuaide	Ari 9/16	B. Allen	M. Barron	J. Kelly	T. Young	S. Joseph	M. Thomas	T. Smart
LAC 9/23	S. Ficken	J. Hekker	J. McQuaide	LAC 9/23	G. Zuerlein	M. Barron	J. Kelly	T. Young	Br. Allen	S. Joseph	T. Smart
Min 9/27				Min 9/27							
at Sea 10/7				at Sea 10/7							
at Den 10/14				at Den 10/14							
at SF 10/21				at SF 10/21							
GB 10/28				GB 10/28							
at NO 11/4				at NO 11/4							
Sea 11/11				Sea 11/11							
KC 11/19				KC 11/19							
at Det 12/2				at Det 12/2							
at Chi 12/9				at Chi 12/9							
Phi 12/16				Phi 12/16							
at Ari 12/23				at Ari 12/23							
SF 12/30				SF 12/30							

# LOS ANGELES RAMS PARTICIPATION



NO.	PLAYER	2018				1	2	3	4	5	6	7	8	9	10	11	12	13	14	15	16
		GP	GS	DNP	I	at Oak	Ari	LAC	Min	at Sea	at Den	at SF	GB	at NO	Sea	KC	at Det	at Chi	Phi	at Ari	SF
4	Greg Zuerlein	1	0	1	1	P	DNP	I													
5	Sam Ficken	1	0	0	0	O	O	P													
6	Johnny Hekker	2	0	0	0	P	P	P													
8	Brandon Allen	0	0	0	2	I	I	PS													
10	Pharoh Cooper	1	0	0	0	P	IR	IR													
12	Brandin Cooks	3	3	0	0	WR	WR	WR													
14	Sean Mannion	0	0	3	0	DNP	DNP	DNP													
16	Jared Goff	3	3	0	0	QB	QB	QB													
17	Robert Woods	3	3	0	0	WR	WR	WR													
18	Cooper Kupp	3	3	0	0	WR	WR	WR													
19	JoJo Natson	2	0	0	0	O	P	P													
20	Lamarcus Joyner	3	3	0	0	S	S	S													
21	Aqib Talib	3	3	0	0	CB	CB	CB													
22	Marcus Peters	3	3	0	0	CB	CB	CB													
23	Nickell Robey-Coleman	3	0	0	0	P	P	P													
24	Blake Countess	3	0	0	0	P	P	P													
26	Mark Barron	0	0	0	3	I	I	I													
27	Isaiah Johnson	2	0	0	0	P	P	O													
30	Todd Gurley II	3	3	0	0	RB	RB	RB													
32	Troy Hill	3	0	0	0	P	P	P													
33	Justin Davis	1	0	0	2	I	P	P													
34	Malcolm Brown	3	0	0	0	P	P	P													
37	Sam Shields	3	0	0	0	P	P	P													
41	Marqui Christian	3	0	0	0	P	P	P													
42	John Kelly	0	0	0	3	I	I	I													
43	John Johnson III	3	3	0	0	S	S	S													
44	Jake McQuaide	3	0	0	0	P	P	P													
49	Trevon Young	0	0	0	3	I	I	I													
50	Samson Ebukam	3	3	0	0	OLB	OLB	OLB													
52	Ramik Wilson	3	3	0	0	LB	LB	LB													
53	Justin Lawler	3	0	0	0	P	P	P													
54	Bryce Hager	3	0	0	0	P	P	P													
55	Brian Allen	2	0	0	1	P	P	I													
58	Cory Littleton	3	3	0	0	LB	LB	LB													
59	Micah Kiser	3	0	0	0	P	P	P													
65	John Sullivan	3	3	0	0	C	C	C													
66	Austin Blythe	3	3	0	0	RG	RG	RG													
68	Jamon Brown	1	0	0	0	SUS	SUS	P													
69	Sebastian Joseph-Day	0	0	0	3	I	I	I													
70	Joseph Noteboom	3	0	0	0	P	P	P													
76	Rodger Saffold III	3	3	0	0	LG	LG	LG													
77	Andrew Whitworth	3	3	0	0	LT	LT	LT													
79	Rob Havenstein	3	3	0	0	RT	RT	RT													
81	Gerald Everett	3	0	0	0	P	P	P													
82	Johnny Mundt	3	0	0	0	P	P	P													
83	Josh Reynolds	3	0	0	0	P	P	P													
88	Michael Thomas	1	0	0	1	P	I	IR													
89	Tyler Higbee	3	3	0	0	TE	TE	TE													
90	Michael Brockers	3	3	0	0	DE	DE	DE													
91	Dominique Easley	3	3	0	0	OLB	OLB	OLB													
92	Tanzel Smart	0	0	0	3	I	I	I													
93	Ndamukong Suh	3	3	0	0	DT	DT	DT													
94	John Franklin-Myers	3	0	0	0	P	P	P													
95	Ethan Westbrooks	3	0	0	0	P	P	P													
96	Matt Longacre	3	0	0	0	P	P	P													
99	Aaron Donald	3	3	0	0	DT	DT	DT													

**GS** - Starter; **X** - Reserve; **DNP** - Did Not Play; **I** - Inactive; **IR** - Injured Reserve; **PS** - Practice Squad; **O** - Not on Roster; **U** - Unsigned; **E** - Roster  
**Exemption**; **PUP** - Physically Unable to Perform; **P** - Games Played; **GS** - Started; **D** - Did Not Play; **IA** - Inactive; **SUS** - Reserve/Suspended; **NFI** - Non Football Injury List;  
**CEX** - Reserve/Commissioners Exempt; **US** - Reserve/Unsigned

# **LOS ANGELES RAMS MISCELLANEOUS STATS**



# 2018 LOS ANGELES RAMS TEAM STATISTICS



	at Oak	Ari	LAC	Min	at Sea	at Den	at SF	GB	at No	Sea	KC	at Det	at Chi	Phi	at Ari	SF
--	--------	-----	-----	-----	--------	--------	-------	----	-------	-----	----	--------	--------	-----	--------	----

## SCORING SUMMARY

1st Qtr.	7	0	14
2nd Qtr.	3	19	7
3rd Qtr.	10	8	14
4th Qtr.	13	7	0
OT			

## FIRST DOWNS

Total	23	24	33
Rushing	8	8	12
Passing	13	14	18
Penalty	2	2	3

## TOTAL OFFENSE

Yards	365	432	521
Rushing	140	90	171
Passing	225	342	350
Sacks (Yds.)	1(-8)	2(-12)	1(-4)

## PASSING

Attempts	33	32	36
Completions	18	24	29
Interceptions	0	1	1

## INTERCEPTIONS BY RAMS

Number	0	1	1
Yards	0	22	4
Long	0	22	4
Touchdowns	0	0	0

## PUNTS

Number	2	2	1
Yards	117	102	49
Average	58.5	51.0	49.0

## PUNT RETURNS

Number	2	6	2
Yards	12	133	8
Fair Catches	1	1	0
Long	6	60	7
Touchdowns	0	0	0

## KICKOFF RETURNS

Number	3	1	3
Yards	75	22	75
Long	26	22	26
Touchdowns	0	0	0

## PENALTIES

Number	8	5	6
Yards	70	49	64

## FUMBLES

Number	1	0	1
Lost	0	0	1

## SCORING

Total Touchdowns	3	4	5
Rush Touchdowns	0	3	1
Pass Touchdowns	2	1	3
Ret. Touchdowns	0	0	0
PAT (Made/Att)	3/3	1/1	5/5
2 PT (Made/Att)	0/0	3/3	0/0
FG (Made/Att)	4/5	1/1	0/1





# 2018 LOS ANGELES RAMS KICKOFF ANALYSIS



<b>Opponent</b>	<b>No.</b>	<b>No. in EZ</b>	<b>TB</b>	<b>Opp. Ret.</b>	<b>Ret. Yds.</b>	<b>Ret. Avg.</b>	<b>Squib</b>	<b>Out of Bounds</b>	<b>Onside Rec/Att</b>
at Oakland	8	8	8	0	0	0.0	0	0	0/0
Arizona	5	2	2	3	49	16.3	0	0	0/0
L.A. Chargers	6	5	4	1	33	33.0	0	1	0/0
Minnesota									
at Seattle									
at Denver									
at San Francisco									
Green Bay									
at New Orleans									
Seattle									
Kansas City (Mexico)									
at Detroit									
at Chicago									
Philadelphia									
at Arizona									
San Francisco									
<b>Totals</b>	<b>19</b>	<b>15</b>	<b>14</b>	<b>4</b>	<b>82</b>	<b>20.5</b>	<b>0</b>	<b>1</b>	<b>0/0</b>

# 2018 LOS ANGELES RAMS WEEKLY TEAM RANKINGS



## NFL RANKINGS

	OFFENSE			DEFENSE		
	Overall	Rush	Pass	Overall	Rush	Pass
Week 1	12th	8th	T-18th	26th	11th	T-24th
Week 2	7th	13th	10th	3rd	5th	6th
Week 3*	3rd	6th	T-4th	6th	9th	6th
Week 4						
Week 5						
Week 6						
Week 7						
Week 8						
Week 9						
Week 10						
Week 11						
Week 12						
Week 13						
Week 14						
Week 15						
Week 16						
Week 17						

## NFC RANKINGS

	OFFENSE			DEFENSE		
	Overall	Rush	Pass	Overall	Rush	Pass
Week 1	5th	3rd	T-9th	12th	7th	12th
Week 2	3rd	5th	6th	2nd	4th	5th
Week 3*	2nd	4th	T-3rd	4th	6th	4th
Week 4						
Week 5						
Week 6						
Week 7						
Week 8						
Week 9						
Week 10						
Week 11						
Week 12						
Week 13						
Week 14						
Week 15						
Week 16						
Week 17						

# 2018 LOS ANGELES TURNOVER BREAKDOWN



OPPONENT	TAKEAWAYS			GIVEAWAYS			MARGIN	RESULT
	FUMBLES	INT	TOTAL	FUMBLES	INT	TOTAL		
at Oakland	0	3	3	0	0	0	+3	W, 33-13
Arizona	0	1	1	0	1	1	0	W, 34-0
L.A. Chargers	2	0	2	1	1	2	0	W, 35-23
Minnesota								
at Seattle								
at Denver								
at San Francisco								
Green Bay								
at New Orleans								
Seattle								
Kansas City								
at Detroit								
at Chicago								
Philadelphia								
at Arizon								
San Francisco								
<b>Totals</b>	<b>2</b>	<b>4</b>	<b>6</b>	<b>1</b>	<b>2</b>	<b>3</b>	<b>+3</b>	<b>3-0</b>

	TAKEAWAYS			TDS	FGs	POINTS OFF TAKEAWAYS		
	FUMBLES	INT	TOTAL			TOTAL	SCORE %	POINTS
RAMS	2	4	6	3	2	5	83.3	27
OPPONENTS	1	2	3	0	0	0	0.0	0

# 2018 LOS ANGELES RAMS HIGHS AND LOWS



LOS ANGELES RAMS	HIGH	GAME	LOWS	GAME
Points	35	vs. Los Angeles Chargers	33	at Oakland Raiders
Points in a Half	23	at Oakland Raiders	10	at Oakland Raiders
First Downs	33	vs. Los Angeles Chargers	23	at Oakland Raiders
Rushing Attempts	35	vs. Los Angeles Chargers	26	at Oakland Raiders
Rushing Yards	171	vs. Los Angeles Chargers	90	vs. Arizona Cardinals
Passing Attempts	36	vs. Los Angeles Chargers	32	vs. Arizona Cardinals
Pass Completions	29	vs. Los Angeles Chargers	18	at Oakland Raiders
Passing Yards	354 (twice) recently,	vs. Los Angeles Chargers	233	at Oakland Raiders
Total Offensive Plays	72	vs. Los Angeles Chargers	63	at Oakland Raiders
Total Net Yards	521	vs. Los Angeles Chargers	365	at Oakland Raiders
Time of Possession	34:16	vs. Los Angeles Chargers	28:29	at Oakland Raiders
Interceptions Thrown	1 (twice) recently,	vs. Los Angeles Chargers	0	at Oakland Raiders
Sacks Given Up	2	vs. Arizona Cardinals	1 (twice) recently,	vs. Los Angeles Chargers
Penalties	8	at Oakland Raiders	5	vs. Arizona Cardinals
Yards Penalized	70	at Oakland Raiders	49	vs. Arizona Cardinals

OPPONENTS	HIGH	GAME	LOWS	GAME
Points	23	vs. Los Angeles Chargers	0	vs. Arizona Cardinals
Points in a Half	13 (twice) recently,	vs. Los Angeles Chargers	0 (twice) recently,	vs. Arizona Cardinals
First Downs	20	at Oakland Raiders	5	vs. Arizona Cardinals
Rushing Attempts	23	at Oakland Raiders	15	vs. Arizona Cardinals
Rushing Yards	141	vs. Los Angeles Chargers	54	vs. Arizona Cardinals
Passing Attempts	40	at Oakland Raiders	27	vs. Arizona Cardinals
Pass Completions	29	at Oakland Raiders	17	vs. Arizona Cardinals
Passing Yards	303	at Oakland Raiders	90	vs. Arizona Cardinals
Total Offensive Plays	74	at Oakland Raiders	43	vs. Arizona Cardinals
Total Net Yards	395	at Oakland Raiders	137	vs. Arizona Cardinals
Time of Possession	31:31	at Oakland Raiders	25:44	vs. Los Angeles Chargers
Interceptions Thrown	3	at Oakland Raiders	0	vs. Los Angeles Chargers
Sacks Given Up	2	vs. Los Angeles Chargers	1 (twice) recently,	vs. Arizona Cardinals
Penalties	11	at Oakland Raiders	4	vs. Los Angeles Chargers
Yards Penalized	155	at Oakland Raiders	30	vs. Los Angeles Chargers

# 2018 LOS ANGELES RAMS BESTS



<b>RUSHING ATTEMPTS</b>	<b>NO.</b> 35	<b>OPPONENT</b> Chargers	<b>RECEIVING YARDS</b>	<b>YDS.</b> 354 (twice) recently, Chargers	<b>OPPONENT</b> Chargers
<b>RUSHING YARDS</b>	<b>YDS.</b> 171	<b>OPPONENT</b> Chargers	<b>LONGEST RECEPTION</b>	<b>YDS.</b> 57	<b>OPPONENT</b> Cardinals
<b>YARDS PER CARRY (MIN. 10 ATT.)</b>	<b>YDS.</b> 5.4	<b>OPPONENT</b> Raiders	<b>FIELD GOALS</b>	<b>NO.</b> 4	<b>OPPONENT</b> Raiders
<b>LONGEST RUSH</b>	<b>YDS.</b> 23	<b>OPPONENT</b> Raiders	<b>LONGEST FIELD GOAL</b>	<b>YDS.</b> 55	<b>OPPONENT</b> Raiders
<b>PASS ATTEMPTS</b>	<b>NO.</b> 36	<b>OPPONENT</b> Chargers	<b>MOST KICKOFF RETURNS</b>	<b>NO.</b> 3 (twice) recently, Chargers	<b>OPPONENT</b> Chargers
<b>PASS COMPLETIONS</b>	<b>NO.</b> 29	<b>OPPONENT</b> Chargers	<b>LONGEST KICKOFF RETURN</b>	<b>YDS.</b> 26 (twice) recently, Chargers	<b>OPPONENT</b> Chargers
<b>PASSING YARDS</b>	<b>YDS.</b> 354 (twice) recently, Chargers	<b>OPPONENT</b> Chargers	<b>MOST PUNT RETURNS</b>	<b>NO.</b> 6	<b>OPPONENT</b> Cardinals
<b>RECEPTIONS</b>	<b>NO.</b> 29	<b>OPPONENT</b> Chargers	<b>LONGEST PUNT RETURN</b>	<b>YDS.</b> 60	<b>OPPONENT</b> Cardinals

# 2018 OPPONENT BESTS



<b>RUSHING ATTEMPTS</b>	<b>NO.</b> 23	<b>OPPONENT</b> Raiders	<b>RECEIVING YARDS</b>	<b>YDS.</b> 303	<b>OPPONENT</b> Raiders
<b>RUSHING YARDS</b>	<b>YDS.</b> 141	<b>OPPONENT</b> Chargers	<b>LONGEST RECEPTION</b>	<b>YDS.</b> 45	<b>OPPONENT</b> Raiders
<b>YARDS PER CARRY (MIN. 10 ATT.)</b>	<b>YDS.</b> 7.1	<b>OPPONENT</b> Chargers	<b>FIELD GOALS</b>	<b>NO.</b> 2	<b>OPPONENT</b> Raiders
<b>LONGEST RUSH</b>	<b>YDS.</b> 32	<b>OPPONENT</b> Chargers	<b>LONGEST FIELD GOAL</b>	<b>YDS.</b> 48	<b>OPPONENT</b> Raiders
<b>PASS ATTEMPTS</b>	<b>NO.</b> 40	<b>OPPONENT</b> Raiders	<b>MOST KICKOFF RETURNS</b>	<b>NO.</b> 3	<b>OPPONENT</b> Cardinals
<b>PASS COMPLETIONS</b>	<b>NO.</b> 29	<b>OPPONENT</b> Raiders	<b>LONGEST KICKOFF RETURN</b>	<b>YDS.</b> 33	<b>OPPONENT</b> Chargers
<b>PASSING YARDS</b>	<b>YDS.</b> 303	<b>OPPONENT</b> Raiders	<b>MOST PUNT RETURNS</b>	<b>NO.</b> 1 (twice) recently, Chargers	<b>OPPONENT</b> Chargers
<b>RECEPTIONS</b>	<b>NO.</b> 29	<b>OPPONENT</b> Raiders	<b>LONGEST PUNT RETURN</b>	<b>YDS.</b> 11	<b>OPPONENT</b> Chargers

# THE LAST TIME...



## TEAM TOTALS



### SHUTOUT

RAMS: 34-0, vs. Arizona (9/16/18)  
OPP: 27-0, at Pittsburgh (12/24/11)

### 40 POINTS

RAMS: 42, at Seattle (12/17/17)  
OPP: 43, vs. Philadelphia (12/10/17)

### 50 POINTS

RAMS: 51, at New York Giants (11/5/17)  
OPP: 54, at Kansas City (10/22/00)

### OVERTIME WIN

RAMS: 34-31, vs. Seattle (9/13/15)  
OPP: 19-16, at San Francisco (1/3/16)

### TWO-POINT ATTEMPT MADE

RAMS: **Malcolm Brown pass from Jared Goff, vs. Arizona (9/16/18)**  
OPP: Colin Kaepernick run, vs. San Francisco (12/24/16)

### TWO-POINT ATTEMPT FAILED

RAMS: Case Keenum rush failed, at Tampa Bay (9/25/16)  
OPP: Nick Foles run failed, vs. Philadelphia (12/10/17)

### SAFETY RECORDED

RAMS: Russell Wilson's pass was ruled as intentional grounding in the end zone, at Seattle (12/17/17)  
OPP: John Abraham sacked Kellen Clemens in the end zone, at Arizona (12/8/13)



## OFFENSIVE TOTALS



### 200 YARDS IN RUSHING OFFENSE

RAMS: 244, at Seattle (12/17/17)  
OPP: 229, vs. Washington (9/17/17)

### 300 YARDS IN RUSHING OFFENSE

RAMS: 337, vs. Carolina (11/11/01)  
OPP: 352, at Philadelphia (10/5/14)

### 400 YARDS IN TOTAL OFFENSE

RAMS: 521, vs. Los Angeles Chargers (9/23/18)  
OPP: 463, vs. San Francisco (12/31/17)

### 500 YARDS IN TOTAL OFFENSE

RAMS: 521, vs. Los Angeles Chargers (9/23/18)  
OPP: 555 at New Orleans (11/27/16)

### 600 YARDS IN TOTAL OFFENSE

RAMS: 614, vs. San Diego (10/1/00)  
OPP: Never Happened

### 100 YARDS RUSHING

RAMS: **105, Todd Gurley II, vs. Los Angeles Chargers (9/23/18)**  
OPP: 130, Leonard Fournette, at Jacksonville (10/16/17)

### 200 YARDS RUSHING

RAMS: 202, Marshall Faulk, at Carolina (12/23/01)  
OPP: 212, Adrian Peterson, vs. Minnesota (12/16/12)

### 300 YARDS PASSING

RAMS: **354, Jared Goff, vs. Los Angeles Chargers (9/23/18)**  
OPP: 303, Derek Carr, at Oakland (9/10/18)

### 400 YARDS PASSING

RAMS: 442, Marc Bulger, at NY Giants (10/2/05)  
OPP: 405, Jameis Winston, at Tampa Bay (9/25/16)

# THE LAST TIME...



## OFFENSIVE TOTALS CONTINUED

### 100 YARDS RECEIVING

RAMS: **104, Robert Woods, vs. Los Angeles Chargers (9/23/18)**  
OPP: 180, Jared Cook, at Oakland (9/10/18)

### 200 YARDS RECEIVING

RAMS: 200, Torry Holt, at San Francisco (11/3/03)  
OPP: 204, Plaxico Burress, at NY Giants (10/2/05)

### 300 YARDS RECEIVING

RAMS: 336 (NFL RECORD), Willie "Flipper" Anderson, vs. New Orleans (11/26/89)  
OPP: Never Happened

### THREE TOUCHDOWNS IN A GAME

RAMS: **Todd Gurley II (3 rushing), vs. Arizona (9/16/18)**  
OPP: Maurice Jones-Drew (3 rushing), at Jacksonville (10/18/09)

### THREE RUSHING TOUCHDOWNS IN A GAME

RAMS: **Todd Gurley II, vs. Arizona (9/16/18)**  
OPP: Maurice Jones-Drew, at Jacksonville (10/18/09)

### THREE RECEIVING TOUCHDOWNS IN A GAME

RAMS: Torry Holt, vs. Seattle (10/15/06)  
OPP: Torrey Smith, vs. Baltimore (9/25/11)

### THREE PASSING TOUCHDOWNS IN A GAME

RAMS: **Jared Goff, vs. Los Angeles Chargers (9/23/18)**  
OPP: Carson Palmer, vs. Arizona (1/1/17)

### FOUR TOUCHDOWNS IN A GAME

RAMS: **Todd Gurley II (3 rushing, 1 receiving), at Seattle (12/17/17)**  
OPP: Ron Moore (4 rushing), at Phoenix (12/4/93)

### FOUR RUSHING TOUCHDOWNS IN A GAME

RAMS: Marshall Faulk, vs. Minnesota (12/10/00)  
OPP: Ron Moore, at Phoenix (12/4/93)

### FOUR RECEIVING TOUCHDOWNS IN A GAME

RAMS: Isaac Bruce, vs. San Francisco (10/10/99)  
OPP: Mike Ditka, vs. Chicago (10/13/63)

### FOUR PASSING TOUCHDOWNS IN A GAME

RAMS: **Jared Goff, at Tennessee (12/24/17)**  
OPP: Carson Wentz, vs. Philadelphia (12/10/17)

### FIVE PASSING TOUCHDOWNS IN A GAME

RAMS: Kurt Warner, vs. San Francisco (10/10/99)  
OPP: Dan Marino, vs. Miami (12/14/86)

### TWO 100-YARD RECEIVERS, SAME GAME

RAMS: **108, Robert Woods at San Francisco (9/21/17)**  
106, Sammy Watkins  
OPP: 132, Mike Evans, at Tampa Bay (9/25/16)  
100, Adam Humphries

### THREE 100-YARD RECEIVERS, SAME GAME

RAMS: 167, Isaac Bruce at San Diego (10/1/00)  
114, Marshall Faulk  
104, Az-Zahir Hakim  
OPP: 106, DeSean Jackson at Philadelphia (9/7/08)  
104, Greg Lewis  
102, Hank Baskett

# THE LAST TIME...



## OFFENSIVE TOTALS CONTINUED

### 100-YARD RUSHER, 100-YARD RECEIVER, SAME GAME

RAMS:	<b>Todd Gurley II</b>	<b>105 rushing</b>	<b>vs. Los Angeles Chargers (9/23/18)</b>
	<b>Robert Woods</b>	<b>104 receiving</b>	
OPP:	Mark Ingram	146 rushing	at New Orleans (11/27/16)
	Michael Thomas	108 receiving	

### TWO 100-YARD RUSHERS, SAME GAME

RAMS:	183, Marshall Faulk, vs. Carolina (11/11/01)
	145, Trung Candidate
OPP:	136, Clinton Portis, vs. Washington (12/4/05)
	118, Rock Cartwright

### 300-YARD PASSER, 100-YARD RECEIVER, SAME GAME

RAMS:	<b>Jared Goff</b>	<b>354 passing</b>	<b>vs. Los Angeles Chargers (9/23/18)</b>
	<b>Robert Woods</b>	<b>104 receiving</b>	
OPP:	Brian Hoyer	332 passing	at San Francisco (9/21/17)
	Pierre Garcon	142 receiving	

### 300-YARD PASSER, 100-YARD RECEIVER, 100-YARD RUSHER, SAME GAME

RAMS:	<b>Jared Goff</b>	<b>354 passing</b>	<b>vs. Los Angeles Chargers (9/23/18)</b>
	<b>Robert Woods</b>	<b>104 receiving</b>	
	<b>Todd Gurley II</b>	<b>105 rushing</b>	
OPP:	Drew Brees	310 passing	at New Orleans (11/27/16)
	Michael Thomas	108 receiving	
	Mark Ingram	146 rushing	

### 300-YARD PASSER, TWO 100-YARD RECEIVERS, SAME GAME

RAMS:	Marc Bulger	388 passing	<b>vs. Washington (12/24/06)</b>
	Isaac Bruce	148 receiving	
	Steven Jackson	102 receiving	
OPP:	Jameis Winston	405 passing	at Tampa Bay (9/25/16)
	Mike Evans	132 receiving	
	Adam Humphries	100 receiving	

### 300-YARD PASSER, THREE 100-YARD RECEIVERS, SAME GAME

RAMS:	Kurt Warner	390 passing	at San Diego (10/1/00)
	Isaac Bruce	167 receiving	
	Marshall Faulk	116 receiving	
	Az-Zahir Hakim	104 receiving	
OPP:	Donovan McNabb	361 passing	at Philadelphia (9/7/08)
	DeSean Jackson	106 receiving	
	Greg Lewis	104 receiving	
	Hank Baskett	102 receiving	

### 300-YARD PASSER, 100-YARD RUSHER, TWO 100-YARD RECEIVERS, SAME GAME

RAMS:	Marc Bulger	388 passing	<b>vs. Washington (12/24/06)</b>
	Steven Jackson	150 rushing	
	Isaac Bruce	148 receiving	
	Steven Jackson	102 receiving	
OPP:	Eli Manning	390 passing	<b>vs. NY Giants (12/21/14)</b>
	Odell Beckham Jr.	148 receiving	
	Rueben Randle	132 receiving	
	Andre Williams	110 rushing	

### 300-YARD PASSER, 100-YARD RUSHER, THREE 100-YARD RECEIVERS, SAME GAME

RAMS:	Kurt Warner	390 passing	at San Diego (10/1/00)
	Justin Watson	102 rushing	
	Isaac Bruce	167 receiving	
	Marshall Faulk	116 receiving	
	Az-Zahir Hakim	104 receiving	
OPP:	Never Happened		



# THE LAST TIME...



## DENFENSIVE TOTALS



### SIX OR MORE TEAM SACKS IN A GAME

RAMS: 7, at Seattle (12/17/17)  
OPP: 7, vs. Arizona (1/1/17)

### THREE OR MORE INDIVIDUAL SACKS IN A GAME

RAMS: 3, Aaron Donald, at Seattle (12/17/17)  
OPP: 3, Vic Beasley, vs. Atlanta (12/11/16)

### TWO INTERCEPTIONS IN A GAME

RAMS: 2, Kevin Peterson, vs. San Francisco (12/31/17)  
OPP: 2, Landon Collins, vs. New York Giants (10/23/16)  
2, Dominique Rodgers-Cromartie, vs. New York Giants (10/23/16)

### THREE INTERCEPTIONS IN A GAME

RAMS: 3, Keith Lyle, at Atlanta (12/15/96)  
OPP: 3, Ron Bolton, at Cleveland (11/27/77)

### INTERCEPTION RETURNED FOR A TOUCHDOWN

RAMS: 50, Marcus Peters, at Oakland (9/10/18)  
OPP: 66, Justin Bethel, vs. Arizona (1/1/17)

### FUMBLE RETURNED FOR A TOUCHDOWN

RAMS: 77, Ethan Westbrooks, at Tampa Bay (9/25/16)  
OPP: 21, Vic Beasley, vs. Atlanta (12/11/16)



## SPECIAL TEAMS TOTALS



### KICKOFF RETURNED FOR A TOUCHDOWN

RAMS: 103, Pharoh Cooper, at Jacksonville (10/16/17)  
OPP: 99, Knile Davis, at Kansas City (10/26/14)

### PUNT RETURNED FOR A TOUCHDOWN

RAMS: 75, Tavon Austin, vs. Seattle (9/13/15)  
OPP: 57, Tyler Lockett, vs. Seattle (9/13/15)

### PUNT BLOCKED

RAMS: Cory Littleton (D. Kaser), vs. Los Angeles Chargers (9/23/18)  
OPP: James Casey (Hekker), at Philadelphia (10/5/14)

### BLOCKED PUNT RETURNED FOR A TOUCHDOWN

RAMS: Blake Countess, vs. Los Angeles Chargers (9/23/18)  
0-yard return of Drew Kaser punt; Blocked by Cory Littleton  
OPP: Chris Maragos, at Philadelphia (10/5/14)  
10-yard return of Johnny Hekker punt; Blocked by James Casey

### FIELD GOAL ATTEMPT BLOCKED

RAMS: Michael Brockers (P. Dawson), at Arizona (12/3/17)  
OPP: Dontae Johnson (G. Zuerlein), at San Francisco (1/3/16)

### BLOCKED FIELD GOAL ATTEMPT RETURNED FOR A TOUCHDOWN

RAMS: LeRoy Irvin, vs. San Francisco (9/14/86)  
65-yard return of Ray Wersching 44-yard attempt; Blocked by Jerry Gray; Mike Wilcher recovered and lateraled to Irvin  
OPP: Kevin Ross, vs. Atlanta (10/12/95)  
83-yard return of Steve McLaughlin 28-yard attempt; Blocked by Roger Harper

### FOUR OR MORE FIELD GOALS

RAMS: 4, Greg Zuerlein, at Oakland (9/10/18)  
OPP: 4, Stephen Gostkowski, at New England (12/4/16)

### PAT BLOCKED

RAMS: Tyrunn Walker (P. Dawson), at Arizona (12/3/17)  
OPP: Lawrence Guy (G. Zuerlein), at Baltimore (11/22/15)

### PAT ATTEMPT FAILED

RAMS: Sam Ficken, at Tennessee (12/24/17)  
OPP: Caleb Sturgis, at Los Angeles (9/23/18)

# 2018 LOS ANGELES RAMS EXPLOSIVES



## PASSING EXPLOSIVES (20+ YARDS)

LOS ANGELES RAMS					
YDS	RECEIVER	PASSER	QTR	DATE	OPP
20	Robert Woods	Jared Goff	1	9/10/18	Raiders
30	Brandin Cooks	Jared Goff	3	9/10/18	Raiders
23	Brandin Cooks	Jared Goff	3	9/10/18	Raiders
22	Brandin Cooks	Jared Goff	1	9/16/18	Cardinals
20	Brandin Cooks	Jared Goff	1	9/16/18	Cardinals
21	Robert Woods	Jared Goff	2	9/16/18	Cardinals
57	Brandin Cooks	Jared Goff	3	9/16/18	Cardinals
29	Cooper Kupp	Jared Goff	3	9/16/18	Cardinals
21	Robert Woods	Jared Goff	3	9/16/18	Cardinals
24	Brandin Cooks	Jared Goff	4	9/16/18	Cardinals
21	Brandin Cooks	Jared Goff	1	9/23/18	Chargers
20	Robert Woods	Jared Goff	1	9/23/18	Chargers
22	Robert Woods	Jared Goff	2	9/23/18	Chargers
20	Tyler Higbee	Jared Goff	2	9/23/18	Chargers
53	Cooper Kupp	Jared Goff	3	9/23/18	Chargers
25	Todd Gurley II	Jared Goff	3	9/23/18	Chargers

OPPONENTS					
YDS	RECEIVER	PASSER	QTR	DATE	TEAM
45	Jared Cook	Derek Carr	1	9/10/18	Raiders
32	Jared Cook	Derek Carr	4	9/10/18	Raiders
28	Jared Cook	Derek Carr	2	9/10/18	Raiders
27	Jared Cook	Derek Carr	4	9/10/18	Raiders
42	Mike Williams	Philip Rivers	1	9/23/18	Chargers
27	Antonio Gates	Philip Rivers	2	9/23/18	Chargers
25	Keenan Allen	Philip Rivers	2	9/23/18	Chargers
20	Mike Williams	Philip Rivers	3	9/23/18	Chargers

# 2018 LOS ANGELES RAMS EXPLOSIVES



## RUSHING EXPLOSIVES (20+ YARDS)



LOS ANGELES RAMS					OPPONENTS				
YDS	RUSHER	QTR	DATE	OPP	YDS	RUSHER	QTR	DATE	TEAM
23	Todd Gurley II	4	9/10/18	Raiders	20	Melvin Gordon	1	9/23/18	Chargers
					32	Austin Ekeler	3	9/23/18	Chargers
					23	Melvin Gordon	4	9/23/18	Chargers

# 2018 LOS ANGELES RAMS EXPLOSIVES



## PUNT RETURN EXPLOSIVES (20+ YARDS)

LOS ANGELES RAMS				
YDS	RETURNER	QTR	DATE	OPP
60	JoJo Natson	2	9/16/18	Cardinals

OPPONENTS				
YDS	RETURNER	QTR	DATE	TEAM

## KICKOFF RETURN EXPLOSIVES (20+ YARDS)

LOS ANGELES RAMS				
YDS	RETURNER	QTR	DATE	OPP
26	Pharoh Cooper	1	9/10/18	Raiders
24	Pharoh Cooper	2	9/10/18	Raiders
25	Pharoh Cooper	3	9/10/18	Raiders
22	JoJo Natson	1	9/16/18	Cardinals
24	JoJo Natson	2	9/23/18	Chargers
26	Blake Countess	3	9/23/18	Chargers
25	Blake Countess	4	9/23/18	Chargers

OPPONENTS				
YDS	RETURNER	QTR	DATE	TEAM
33	J.J Jones	3	9/23/18	Chargers

# 2018 LOS ANGELES RAMS EXPLOSIVES



## FUMBLE RETURN EXPLOSIVES (20+ YARDS)



LOS ANGELES RAMS					OPPONENTS				
YDS	RETURNER	QTR	DATE	OPP	YDS	RETURNER	QTR	DATE	TEAM



## INTERCEPTION RETURN EXPLOSIVES (20+ YARDS)



LOS ANGELES RAMS					OPPONENTS				
YDS	RETURNER	QTR	DATE	OPP	YDS	RETURNER	QTR	DATE	TEAM
50t	Marcus Peters	4	9/10/18	Raiders					
22	Sam Shields	4	9/16/18	Cardinals					



# RAMS-RAIDERS BALL POSSESSION AND DRIVE CHART



## Los Angeles Rams

#	Time Recd	Time Lost	Time Poss	How Ball Obtained	Drive Began	# Play	Yds Gain	Yds Pen	Net Yds	1st Down	Last Scrm	How Given Up
1	10:23	8:34	1:49	Kickoff	LA 25	3	8	0	8	0	LA 33	Punt
2	6:07	4:53	1:14	Punt	50	4	50	0	50	3	* OAK 19	Touchdown
3	12:31	9:26	3:05	Kickoff	LA 19	7	16	37	53	3	OAK 28	Missed FG
4	4:51	2:40	2:11	Interception	LA 20	7	25	53	78	3	* OAK 2	Field Goal
5	0:10	0:00	0:10	Kickoff	LA 25	1	-1	0	-1	0	LA 25	End of Half
6	15:00	9:04	5:56	Kickoff	LA 30	10	60	0	60	3	* OAK 10	Field Goal
7	7:17	3:53	3:24	Punt	LA 18	5	29	-10	19	1	LA 37	Punt
8	1:42	0:00	1:42	Punt	LA 42	4	58	0	58	3	* OAK 8	Touchdown
9	13:34	9:19	4:15	Punt	LA 12	11	51	0	51	3	OAK 37	Field Goal
10	7:58	3:15	4:43	Interception	LA 29	13	69	0	69	4	* OAK 2	Field Goal

(270) Average LA 27

## Oakland Raiders

#	Time Recd	Time Lost	Time Poss	How Ball Obtained	Drive Began	# Play	Yds Gain	Yds Pen	Net Yds	1st Down	Last Scrm	How Given Up
1	15:00	10:23	4:37	Kickoff	OAK 25	7	75	0	75	4	* LA 10	Touchdown
2	8:34	6:07	2:27	Punt	OAK 15	3	-3	-5	-8	0	OAK 7	Punt
3	4:53	12:31	7:22	Kickoff	OAK 25	12	79	-10	69	4	* LA 6	Field Goal
4	9:26	4:51	4:35	Missed FG	OAK 36	8	43	0	43	3	LA 21	Interception
5	2:40	0:10	2:30	Kickoff	OAK 25	11	60	-15	45	3	LA 30	Field Goal
6	9:04	7:17	1:47	Kickoff	OAK 25	5	12	0	12	1	OAK 37	Punt
7	3:53	1:42	2:11	Punt	OAK 8	3	5	0	5	0	OAK 13	Punt
8	15:00	13:34	1:26	Kickoff	OAK 25	3	5	5	10	1	OAK 35	Punt
9	9:19	7:58	1:21	Kickoff	OAK 25	4	35	0	35	1	LA 40	Interception
10	3:15	1:59	1:16	Kickoff	OAK 25	4	22	0	22	1	OAK 47	Interception
11	1:59	0:00	1:59	Kickoff	OAK 25	6	62	-10	52	2	LA 31	End of Game

(259) Average OAK 24

\* inside opponent's 20

### Time of Possession by Quarter

	1st	2nd	3rd	4th	OT	Total
Visitor Los Angeles Rams	3:03	5:26	11:02	8:58		28:29
Home Oakland Raiders	11:57	9:34	3:58	6:02		31:31

### Kickoff Drive No.-Start Average

Rams: 4 - LA 25      Raiders: 8 - OAK 25

# RAMS-CARDINALS BALL POSSESSION AND DRIVE CHART



## Arizona Cardinals

#	Time Recd	Time Lost	Time Poss	How Ball Obtained	Drive Began	# Play	Yds Gain	Yds Pen	Net Yds	1st Down	Last Scrm	How Given Up
1	11:25	7:18	4:07	Punt	ARZ 20	6	30	-5	25	1	ARZ 45	Punt
2	2:32	0:48	1:44	Punt	ARZ 7	3	9	0	9	0	ARZ 16	Punt
3	14:29	12:52	1:37	Kickoff	ARZ 25	3	-3	0	-3	0	ARZ 22	Punt
4	8:07	4:18	3:49	Kickoff	ARZ 25	6	24	-15	9	1	ARZ 34	Punt
5	15:00	12:39	2:21	Kickoff	ARZ 31	3	9	0	9	0	ARZ 40	Punt
6	11:06	5:49	5:17	Interception	ARZ 2	6	22	-9	13	1	ARZ 15	Punt
7	3:39	2:23	1:16	Kickoff	ARZ 18	3	0	0	0	0	ARZ 18	Punt
8	13:10	11:41	1:29	Downs	ARZ 15	3	9	0	9	0	ARZ 24	Punt
9	7:57	7:02	0:55	Downs	ARZ 27	2	2	0	2	0	ARZ 29	Interception
10	3:17	0:00	3:17	Kickoff	ARZ 20	8	35	0	35	2	LA 46	End of Game

(190) Average ARZ 19

## Los Angeles Rams

#	Time Recd	Time Lost	Time Poss	How Ball Obtained	Drive Began	# Play	Yds Gain	Yds Pen	Net Yds	1st Down	Last Scrm	How Given Up
1	15:00	11:25	3:35	Kickoff	LA 20	7	15	5	20	2	LA 40	Punt
2	7:18	2:32	4:46	Punt	LA 12	7	43	-4	39	2	ARZ 49	Punt
3	0:48	14:29	1:19	Punt	LA 41	4	59	0	59	3	* ARZ 11	Touchdown
4	12:52	8:07	4:45	Punt	LA 46	11	52	0	52	3	* ARZ 2	Field Goal
5	4:18	0:00	4:18	Punt	ARZ 32	8	40	-8	32	3	* ARZ 1	Touchdown
6	12:39	11:06	1:33	Punt	LA 21	4	58	0	58	1	ARZ 21	Interception
7	5:49	3:39	2:10	Punt	LA 44	5	46	10	56	4	* ARZ 2	Touchdown
8	2:23	13:10	4:13	Punt	LA 41	7	44	0	44	1	* ARZ 15	Downs
9	11:41	7:57	3:44	Punt	LA 23	8	50	0	50	2	ARZ 27	Downs
10	7:02	3:17	3:45	Interception	ARZ 25	7	25	0	25	3	* ARZ 3	Touchdown

(391) Average LA 39

### \* inside opponent's 20

Time of Possession by Quarter		1st	2nd	3rd	4th	OT	Total
Visitor	Arizona Cardinals	5:51	5:26	8:54	5:41		25:52
Home	Los Angeles Rams	9:09	9:34	6:06	9:19		34:08

### Kickoff Drive No.-Start Average

Cardinals: 5 - ARZ 24

Rams: 1 - LA 20



# RAMS-CHARGERS BALL POSSESSION AND DRIVE CHART

## Los Angeles Chargers

#	Time Recd	Time Lost	Time Poss	How Ball Obtained	Drive Began	# Play	Yds Gain	Yds Pen	Net Yds	1st Down	Last Scrm	How Given Up
1	13:00	12:04	0:56	Fumble	LAC 24	3	5	0	5	0	LAC 29	Punt
2	6:14	4:42	1:32	Kickoff	LAC 40	3	60	0	60	2	LA 42	Touchdown
3	0:51	14:42	1:09	Kickoff	LAC 25	3	4	0	4	0	LAC 29	Punt
4	9:43	7:44	1:59	Interception	LAC 1	3	3	0	3	0	LAC 4	Blocked Punt
5	7:44	3:12	4:32	Kickoff	LAC 25	10	75	0	75	4	* LA 11	Touchdown
6	15:00	13:29	1:31	Kickoff	LAC 25	4	29	0	29	1	LAC 44	Fumble
7	12:38	8:18	4:20	Kickoff	LAC 25	8	75	0	75	3	* LA 20	Touchdown
8	3:19	11:49	6:30	Kickoff	LAC 34	13	58	0	58	4	* LA 8	Field Goal
9	7:38	4:23	3:15	Punt	LAC 40	6	47	0	47	2	* LA 19	Fumble

(239) Average LAC 27

## Los Angeles Rams

#	Time Recd	Time Lost	Time Poss	How Ball Obtained	Drive Began	# Play	Yds Gain	Yds Pen	Net Yds	1st Down	Last Scrm	How Given Up
1	15:00	13:00	2:00	Kickoff	LA 25	6	31	15	46	3	LAC 34	Fumble
2	12:04	6:14	5:50	Punt	LA 20	11	75	5	80	6	* LAC 1	Touchdown
3	4:42	0:51	3:51	Kickoff	LA 25	7	75	0	75	5	* LAC 3	Touchdown
4	14:42	9:43	4:59	Punt	LA 28	11	67	-5	62	4	* LAC 10	Interception
5	3:12	0:00	3:12	Kickoff	LA 17	10	65	-10	55	3	LAC 28	Missed FG
6	13:29	12:38	0:51	Fumble	LA 45	3	55	0	55	1	LA 47	Touchdown
7	8:18	3:19	4:59	Kickoff	LA 23	11	82	-5	77	7	* LAC 6	Touchdown
8	11:49	7:38	4:11	Kickoff	LA 10	5	36	-24	12	1	LA 22	Punt
9	4:23	0:00	4:23	Fumble	LA 12	9	35	0	35	3	LA 48	End of Game

(205) Average LA 23

### \* inside opponent's 20

Time of Possession by Quarter		1st	2nd	3rd	4th	OT	Total
Visitor	Los Angeles Chargers	3:19	6:49	9:10	6:26		25:44
Home	Los Angeles Rams	11:41	8:11	5:50	8:34		34:16
Kickoff Drive No.-Start Average		Chargers: 6 - LAC 29			Rams: 5 - LA 20		

# **LOS ANGELES RAMS ALL-TIME RECORDS**



# LOS ANGELES RAMS TOP-10 LISTS



## TOP-10 SCORING LIST

No.	Player	Years	TD	Ru	Rec	Ret	PAT	FG	2-pt	Safety	Points
1.	Wilkins, Jeff	1997-2007	0	0	0	0	428	265	0	0	1,223
2.	Lansford, Mike	1982-90	0	0	0	0	315	158	0	0	789
3.	<b>Zuerlein, Greg</b>	<b>2012-present</b>	<b>0</b>	<b>0</b>	<b>0</b>	<b>0</b>	<b>190</b>	<b>154</b>	<b>0</b>	<b>0</b>	<b>652</b>
4.	Waterfield, Bob	1945-52	13	13	0	0	315	60	0	0	573
5.	Gossett, Bruce	1964-69	0	0	0	0	211	120	0	0	571
6.	Faulk, Marshall	1999-2005	85	58	27	0	0	0	7	0	524
7.	Bruce, Isaac	1994-2007	84	0	84	0	0	0	3	0	510
8.	Ray, David	1969-74	0	0	0	0	167	110	0	0	497
9.	Holt, Torry	1999-2008	74	0	74	0	0	0	1	0	446
10.	Brown, Josh	2008-2011	0	0	0	0	79	104	0	0	391

## TOP-10 RUSHING LIST

No.	Player	Years	Attempts	Yards	Average	Long	TDs
1.	Jackson, Steven	2004-2012	2,395	10,138	4.2	59t	56
2.	Dickerson, Eric	1983-87	1,525	7,245	4.8	85t	56
3.	Faulk, Marshall	1999-2005	1,447	6,959	4.8	71t	58
4.	McCutcheon, Lawrence	1972-79	1,435	6,186	4.3	48	23
5.	Bass, Dick	1960-69	1,218	5,417	4.4	73t	34
6.	<b>Gurley II, Todd</b>	<b>2015-Present</b>	<b>848</b>	<b>3,551</b>	<b>4.2</b>	<b>71t</b>	<b>33</b>
7.	Towler, Dan	1950-55	672	3,493	5.2	79t	44
8.	Josephson, Les	1964-67, 69-74	797	3,407	4.3	75	17
9.	Younger, Paul	1949-57	682	3,296	4.8	75t	17
10.	Tyler, Wendell	1977-82	720	3,266	4.5	69t	33

## TOP-10 RECEIVING LIST SORTED BY RECEPTIONS

No.	Player	Years	Receptions	Yards	Average	Long	TDs
1.	Bruce, Isaac	1994-2007	942	14,109	15.0	80t	84
2.	Holt, Torry	1999-2008	869	12,660	14.6	85t	74
3.	Ellard, Henry	1983-93	593	9,761	16.5	81t	48
4.	Faulk, Marshall	1999-2005	470	4,071	8.7	72t	27
5.	Jackson, Steven	2004-2012	407	3,324	8.2	64t	8
6.	Fears, Tom	1948-56	400	5,397	13.5	80t	38
7.	Hirsch, Elroy	1949-57	343	6,299	18.4	91t	53
8.	Snow, Jack	1965-75	340	6,012	17.7	84t	45
9.	Phillips, Jim	1958-65	333	4,953	14.9	93t	27
10.	Benton, Jim	1938-40, 42, 44-47	275	4,566	16.6	84t	42

## TOP-10 RECEIVING LIST SORTED BY YARDS

No.	Player	Years	Receptions	Yards	Average	Long	TDs
1.	Bruce, Isaac	1994-2007	942	14,109	15.0	80t	83
2.	Holt, Torry	1999-2008	869	12,660	14.6	85t	74
3.	Ellard, Henry	1983-93	593	9,761	16.5	81t	48
4.	Hirsch, Elroy	1949-57	343	6,299	18.4	91t	53
5.	Snow, Jack	1965-75	340	6,012	17.7	84t	45
6.	Fears, Tom	1948-56	400	5,397	13.5	80t	38
7.	Anderson, Willie	1988-94	259	5,246	20.3	78t	26
8.	Phillips, Jim	1958-65	333	4,953	14.9	93t	27
9.	Benton, Jim	1938-40, 42, 44-47	275	4,566	16.6	84t	42
10.	Faulk, Marshall	1999-2005	470	4,071	8.7	72t	27

# LOS ANGELES RAMS TOP-10 LISTS



## TOP-10 YARDS FROM SCRIMMAGE SORTED BY YARDS

No.	Player	Years	Total			Rushing			Receiving		
			Touch	Yards	Avg.	Att.	Yards	Avg.	Rec.	Yards	Avg.
1.	Bruce, Isaac	1994-2007	965	14,259	14.8	23	150	6.5	942	14,109	15.0
2.	Jackson, Steven	2004-2012	2,802	13,462	4.8	2,395	10,138	4.2	407	3,324	8.2
3.	Holt, Torry	1999-2008	880	12,717	14.5	11	57	5.2	869	12,660	14.6
4.	Faulk, Marshall	1999-2005	1,917	11,030	5.8	1,447	6,959	4.8	470	4,071	8.7
5.	Ellard, Henry	1983-93	611	9,816	16.1	18	55	3.1	593	9,761	16.5
6.	Dickerson, Eric	1983-87	1,648	8,157	4.9	1,525	7,245	4.8	123	912	7.4
7.	McCutcheon, L.	1972-79	1,619	7,869	4.9	1,435	6,186	4.3	184	1,683	9.1
8.	Bass, Dick	1960-69	1,422	7,258	5.1	1,218	5,417	4.4	204	1,841	9.0
9.	Hirsch, Elroy	1949-57	417	6,616	15.9	74	317	4.3	343	6,299	18.4
10.	Snow, Jack	1965-75	342	6,015	17.6	2	3	1.5	340	6,012	17.7

## TOP-10 YARDS FROM SCRIMMAGE SORTED BY YARDS

No.	Player	Years	Total			Rushing			Receiving			Punt Returns		Kickoff Returns			
			Touch	Yards	Avg.	Att.	Yards	Avg.	Rec.	Yards	Avg.	PR	Yards	Avg.	KR	Yards	Avg.
1.	Bruce, Isaac	1994-2007	966	14,311	14.8	23	150	6.5	942	14,109	15.0	1	52	52.0	0	0	0.0
2.	Jackson, Steven	2004-2012	2,806	13,538	4.8	2,395	10,135	4.2	407	3,324	8.2	0	0	0.0	4	79	19.8
3.	Holt, Torry	1999-2008	883	12,732	14.4	11	57	5.2	869	12,660	14.6	3	15	5.0	0	0	0.0
4.	Ellard, Henry	1983-93	765	11,707	15.3	18	55	3.1	593	9,761	16.5	135	1,527	11.3	19	364	19.2
5.	Faulk, Marshall	1999-2005	1,919	11,048	5.8	1,447	6,959	4.8	470	4,071	8.7	0	0	0.0	2	18	9.0
6.	Bass, Dick	1960-69	1,500	8,936	6.0	1,218	5,417	4.4	204	1,841	9.0	24	263	11.0	54	1,415	26.2
7.	Dickerson, Eric	1983-87	1,648	8,157	4.9	1,525	7,245	4.8	123	912	7.4	0	0	0.0	0	0	0.0
8.	Arnett, Jon	1957-63	1,042	8,076	7.8	688	2,892	4.2	175	1,911	10.9	75	683	9.1	104	2,590	24.9
9.	McCutcheon, L.	1972-79	1,620	7,875	4.9	1,435	6,186	4.3	184	1,683	9.1	0	0	0.0	1	6	6.0
10.	Bryant, Cullen	1973-81, 87	1,080	6,734	6.2	802	3,119	3.9	142	1,148	8.1	71	707	10.0	65	1,760	27.1

## TOP-10 INTERCEPTIONS

No.	Player	Years	Ints.	Yards	Average	Long	TDs
1.	Meador, Ed	1959-70	46	547	11.9	38t	5
2.	Cromwell, Nolan	1977-87	37	671	18.1	94	4
3.	Irvin, LeRoy	1980-89	34	654	19.2	81t	5
4.	Lyght, Todd	1991-2000	31	359	11.6	57t	4
5.	Sherman, Will	1954-60	28	515	18.4	95t	3
	Williams, Clarence	1965-72	28	428	15.3	65t	2
	Perry, Rod	1975-82	28	386	13.8	83t	4
	Lyle, Keith	1994-2000	28	336	12.0	68	0
9.	Elmendorf, Dave	1971-79	27	421	15.6	57t	2
10.	Thomas, Pat	1976-82	26	292	11.2	64	1

## TOP-10 SACKS (1982-PRESENT)

No.	Player	Years	Sacks	Yards
1.	Little, Leonard	1998-2009	87.5	529
2.	Greene, Kevin	1985-92	72.5	76
3t.	Quinn, Robert	2011-Present	62.5	437.5
3t.	Carter, Kevin	1995-2000	62.5	397.5
5.	Long, Chris	2008-15	54.5	354
6.	Jeter, Gary	1983-88	45	N/A
7.	Wistrom, Grant	1998-03	41.5	243
8.	<b>Donald, Aaron</b>	<b>2014-Present</b>	<b>39.0</b>	<b>276.5</b>
9.	Wilcher, Mike	1983-90	38.5	N/A
10.	Farr, D'Marco	1994-2000	36.5	222.5

# LOS ANGELES RAMS TOP-10 LISTS



## TOP-10 PASSING

No.	Player	Years	Att.	Comp.	Yards	Comp.%	Yards/Att.	TD	TD%	INT	INT%	Lg.	Rtg.
1	Everett, Jim	1986-93	3,277	1,847	23,758	56.4%	7.25	142	4.33%	123	3.75%	81t	78.1
2	Bulger, Marc	2001-2009	3,145	1,981	22,814	63.0%	7.25	122	3.88%	93	2.96%	80t	85.3
3	Gabriel, Roman	1962-72	3,313	1,705	22,223	51.5%	6.71	154	4.65%	112	3.38%	93t	74.3
4	Van Brocklin, N.	1949-57	1,897	1,011	16,114	53.3%	8.49	118	6.22%	127	6.69%	84	74.7
5	Warner, Kurt	1998-2003	1,688	1,121	14,447	66.4%	8.56	102	6.04%	65	3.85%	85t	97.2
6	Waterfield, Bob	1945-52	1,618	814	11,849	50.3%	7.32	99	6.12%	128	7.91%	91	62.1
7	Bradford, Sam	2010-2014	1,760	1,032	11,065	58.6%	6.29	59	3.35%	38	2.16%	80t	79.3
8	Ferragamo, Vince	1977-84	1,288	730	9,376	56.7%	7.28	70	5.43%	71	5.51%	85t	74.8
9	Haden, Pat	1976-81	1,363	731	9,296	53.6%	6.82	52	3.82%	60	4.40%	68t	69.6
10	Wade, Bill	1954-60	1,116	602	8,572	53.9%	7.68	56	5.02%	68	6.09%	93	71.0

# ALL-TIME RECORDS



**Bold denotes player active with Rams**

*Italics denotes rookie*

## CAREER RUSHING

	<b>Years</b>	<b>Att.</b>	<b>Yards</b>	<b>Avg.</b>	<b>Long</b>	<b>TD</b>
1. Jackson, Steven	2004-12	2,395	10,135	4.2	59t	56
2. Dickerson, Eric	1983-87	1,525	7,245	4.8	85t	56
3. Faulk, Marshall	1999-2006	1,447	6,959	4.8	71t	58
4. McCutcheon, Lawrence	1973-79	1,435	6,186	4.3	48	23
5. Bass, Dick	1960-69	1,218	5,417	4.5	73t	34
<b>6. Gurley II, Todd</b>	<b>2015-present</b>	<b>848</b>	<b>3,551</b>	<b>4.2</b>	<b>71t</b>	<b>33</b>
7. Towler, Dan	1950-55	672	3,493	5.2	79t	44
8. Josephson, Les	1964-67, 69-74	797	3,407	4.3	75	17
9. Younger, Paul (Tank)	1949-57	682	3,296	4.8	75t	17
10. Tyler, Wendell	1977-82	720	3,266	4.5	69t	33

## SEASON RUSHING

	<b>Year</b>	<b>Att.</b>	<b>Yards</b>	<b>Avg.</b>	<b>Long</b>	<b>TD</b>
1. Dickerson, Eric	1984	379	2,105	5.6	66	14
2. Dickerson, Eric	1986	404	1,821	4.5	42t	11
3. Dickerson, Eric	1983	390	1,808	4.6	85t	18
4. Jackson, Steven	2006	346	1,528	4.4	59t	13
5. Bettis, Jerome	1993	294	1,429	4.9	71t	7
6. Jackson, Steven	2009	324	1,416	4.4	58	4
7. Faulk, Marshall	2001	260	1,382	5.3	71t	12
8. Faulk, Marshall	1999	253	1,381	5.5	58	7
9. White, Charles	1987	324	1,374	4.2	58	11
10. Faulk, Marshall	2000	253	1,359	5.4	36	18

## CAREER PASSING (based on yards)

	<b>Years</b>	<b>Att.</b>	<b>Comp.</b>	<b>Yards</b>	<b>Pct.</b>	<b>TD</b>	<b>Int.</b>
1. Everett, Jim	1986-93	3,277	1,847	23,758	.564	142	123
2. Bulger, Marc	2001-09	3,171	1,969	22,814	.621	122	93
3. Gabriel, Roman	1962-72	3,313	1,705	22,223	.515	154	112
4. Van Brocklin, Norm	1949-57	1,897	1,011	16,114	.533	118	127
5. Warner, Kurt	1998-03	1,688	1,121	14,447	.664	102	65
6. Waterfield, Bob	1945-52	1,618	814	11,893	.503	99	128
7. Bradford, Sam	2010-13	1,760	1,032	11,065	.586	59	38
8. Ferragamo, Vince	1977-84	1,288	730	9,376	.567	70	71
9. Haden, Pat	1976-81	1,363	731	9,296	.536	52	60
10. Wade, Bill	1954-60	1,116	602	8,572	.539	56	68

## CAREER PASSING (based on rating, min. 1,500 attempts)

	<b>Years</b>	<b>Att.</b>	<b>Comp.</b>	<b>Yards</b>	<b>Pct.</b>	<b>TD</b>	<b>Int.</b>	<b>Rating</b>
1. Warner, Kurt	1998-03	1,688	1,121	14,447	.664	102	65	97.2
2. Bulger, Marc	2001-09	3,171	1,969	22,814	.621	122	93	84.4
3. Everett, Jim	1986-93	3,277	1,847	23,758	.564	142	123	78.1
4. Bradford, Sam	2010-13	1,760	1,032	11,065	.586	59	38	79.3
5. Van Brocklin, Norm	1949-57	1,897	1,011	16,114	.533	118	127	74.7

## SEASON PASSING (based on yards)

	<b>Year</b>	<b>Att.</b>	<b>Comp.</b>	<b>Yards</b>	<b>Pct.</b>	<b>TD</b>	<b>Int.</b>
1. Warner, Kurt	2001	546	375	4,830	68.7	36	22
2. Warner, Kurt	1999	499	325	4,353	65.1	41	13
3. Everett, Jim	1989	518	304	4,310	58.7	29	17
4. Bulger, Marc	2006	588	370	4,301	63.0	24	8
5. Everett, Jim	1990	554	307	3,989	55.4	23	17
6. Everett, Jim	1988	517	308	3,964	59.6	31	18
6t. Bulger, Marc	2004	485	321	3,964	66.2	21	14
8. Bulger, Marc	2003	532	336	3,845	63.2	22	22
<b>9. Goff, Jared</b>	<b>2017</b>	<b>477</b>	<b>296</b>	<b>3,804</b>	<b>62.1</b>	<b>28</b>	<b>7</b>
10. Bradford, Sam	2012	551	328	3,702	59.5	21	13

## CAREER RECEPTIONS

Years	No.	Yards	Avg.	Long	TD		
1. Bruce, Isaac	1994-2007	942	14,109	15.0	80t	84	
2. Holt, Torry	1999-2008	869	12,660	14.6	85t	74	
3. Ellard, Henry	1983-93	593	9,761	16.5	81t	48	
4. Faulk, Marshall (RB)	1999-2006	470	4,071	8.7	72t	27	
5. Jackson, Steven (RB)	2004-12	407	3,324	8.2	64t	8	
6. Fears, Tom	1948-56	400	5,397	13.4	80t	38	
7. Hirsch, Elroy	1949-57	343	6,299	18.4	91t	53	
8. Snow, Jack	1965-75	340	6,012	17.7	84t	45	
9. Phillips, Jim	1958-64	333	4,953	14.9	93t	27	
10. Benton, Jim	1938-40, 42, 44-47	275	4,566	16.6	84t	42	

## SEASON RECEPTIONS

	Year	No.	Yards	Avg.	Long	TD
1. Bruce, Isaac	1995	119	1,781	15.0	72	13
2. Holt, Torry	2003	117	1,696	14.5	48	12
3. Holt, Torry	2005	102	1,331	13.0	44	9
4. Holt, Torry	2004	94	1,372	14.6	75t	10
5t. Holt, Torry	2007	93	1,189	12.8	40	7
5t. Holt, Torry	2006	93	1,188	12.8	67t	10
7. Holt, Torry	2002	91	1,302	14.3	58	4
8. Jackson, Steven	2006	90	806	9.0	64t	3
9. Bruce, Isaac	2004	89	1,292	14.5	56	6
10t. Bruce, Isaac	2000	87	1,471	16.9	78t	9
10t. Faulk, Marshall (RB)	1999	87	1,048	12.0	57t	5

## CAREER RECEIVING YARDS

	Years	No.	Yards	Avg.	Long	TD
1. Bruce, Isaac	1994-2007	942	14,109	15.0	80t	84
2. Holt, Torry	1999-2008	869	12,660	14.6	85t	74
3. Ellard, Henry	1983-93	593	9,761	16.6	81t	48
4. Hirsch, Elroy	1949-57	343	6,299	18.4	91t	53
5. Snow, Jack	1965-75	340	6,012	17.7	84t	45
6. Fears, Tom	1948-56	400	5,397	13.4	80t	38
7. Anderson, Willie	1988-94	259	5,246	20.3	78t	26
8. Phillips, Jim	1958-64	333	4,953	14.9	93t	27
9. Benton, Jim	1938-40, 42, 44-47	275	4,566	16.6	84t	42
10. Faulk, Marshall	1999-2006	470	4,071	8.7	72t	27

## SEASON RECEIVING YARDS

	Years	No.	Yards	Avg.	Long	TD
1. Bruce, Isaac	1995	119	1,781	15.0	72	13
2. Holt, Torry	2003	117	1,696	14.5	48	12
3. Holt, Torry	2000	82	1,635	19.9	85t	6
4. Hirsch, Elroy	1951	66	1,495	22.7	91	17
5. Bruce, Isaac	2000	87	1,471	16.9	78t	9
6. Ellard, Henry	1988	86	1,414	16.4	68	10
7. Ellard, Henry	1989	70	1,382	19.7	53	8
8. Holt, Torry	2004	94	1,372	14.6	75t	10
9. Holt, Torry	2001	81	1,363	16.8	51	7
10. Bruce, Isaac	1996	84	1,338	15.9	70	7

## CAREER YARDS FROM SCRIMMAGE

	Years	TOTAL		RUSHING		RECEIVING	
		Touches	Yards	Rush	Yards	Rec.	Yards
1. Bruce, Isaac	1994-2007	965	14,259	23	150	942	14,109
2. Jackson, Steven	2004-12	2,802	13,459	2,395	10,135	407	3,324
3. Holt, Torry	1999-2008	880	12,717	11	57	869	12,660
4. Faulk, Marshall	1999-2006	1,917	11,030	1,447	6,959	470	4,071
5. Ellard, Henry	1983-93	611	9,816	18	55	593	9,761
6. Dickerson, Eric	1983-87	1,648	8,157	1,525	7,245	123	912
7. McCutcheon, Lawrence	1972-79	1,619	7,869	1,435	6,186	184	1,683
8. Bass, Dick	1960-69	1,432	7,262	1,218	5,417	214	1,845
9. Hirsch, Elroy	1949-57	417	6,616	74	317	343	6,299
10. Snow, Jack	1965-75	342	6,015	2	3	340	6,012

## CAREER KICKOFF RETURN AVERAGE (minimum 75 returns)

Years	No.	Yards	Avg.	Long	TD		
1. Cunningham, Benny.....	2013-16	95	2,575	27.1	102		0
2. Horne, Tony.....	1998-00	143	3,577	25.0	103t		4
3. Arnett, Jon.....	1957-63	104	2,590	24.9	71t		2
4. Lewis, Woodley.....	1950-55	108	2,575	23.8	88t		1
5. Amendola, Danny.....	2009-12	118	2,776	23.5	84		0
6. Brown, Ron.....	1984-89, 91	169	3,918	23.2	98t		4

## SEASON KICKOFF RETURN AVERAGE (minimum one per game)

	Year	No.	Yards	Avg.	Long	TD
1. Smith, Verda (Vitamin T.).....	1950	22	742	33.7	97	3
2. Brown, Ron.....	1985	28	918	32.8	98t	3
3. Wilson, Tom.....	1956	15	477	31.8	103t	1
4. Bass, Dick.....	1961	23	698	30.3	64	0
5t. Williams, Travis.....	1971	25	743	29.7	105t	1
5t. Horne, Tony.....	1999	30	892	29.7	101t	2

## CAREER PUNT RETURN AVERAGE (minimum 75 returns)

	Years	No.	Yards	Avg.	Long	TD
1. Hakim, Az-Zahir.....	1998-01	112	1,278	11.4	86t	2
2. Ellard, Henry.....	1983-93	135	1,527	11.3	83t	4
3. Smith, Verda (Vitamin T.).....	1949-53	75	814	10.9	85t	1
4. Kennison, Eddie.....	1996-98	103	1,085	10.5	78t	3
5. Irvin, LeRoy.....	1980-89	146	1,451	9.9	84t	4

## SEASON PUNT RETURN AVERAGE (minimum one per game)

	Year	No.	Yards	Avg.	Long	TD
1. Lewis, Woodley.....	1952	19	351	18.5	83t	2
2. <i>Smith, Verda (Vitamin T.)</i> .....	1949	27	427	15.8	85t	1
3. Horvath, Les.....	1948	13	203	15.6	27	0
4. Hakim, Az-Zahir.....	2000	32	489	15.3	86t	1
5. Hall, Dante.....	2007	19	286	15.1	85t	1

## CAREER ALL-PURPOSE YARDS

	Years	Touches	Yards	Rush	Yards	Rec.	Yards	PR	Yards	KR	Yards
1. Bruce, Isaac.....	1994-2007	965	14,311	23	150	942	14,109	0	52	0	0
2. Jackson, Steven.....	2004-12	2,806	13,538	2,395	10,135	407	3,324	0	0	4	79
3. Holt, Torry.....	1999-2008	883	12,732	11	57	869	12,660	3	15	0	0
4. Ellard, Henry.....	1983-93	765	11,707	18	55	593	9,761	135	1,527	19	364
5. Faulk, Marshall.....	1999-2006	1,919	11,048	1,447	6,959	470	4,071	0	0	2	18
6. Bass, Dick.....	1960-69	1,510	8,936	1,218	5,417	214	1,845	24	263	54	1,415
7. Dickerson, Eric.....	1983-87	1,648	8,157	1,525	7,245	123	912	0	0	0	0
8. Arnett, Jon.....	1957-63	1,042	8,036	688	2,852	175	1,911	75	683	104	2,590
9. McCutcheon, L.....	1972-79	1,620	7,875	1,435	6,186	184	1,683	0	0	1	6
10. Bryant, Cullen.....	1973-81, 1987	1,080	6,735	802	3,119	142	1,149	71	707	65	1,760

## CAREER SCORING

	Years	TD	PAT	FG	2-Pt.	Tot. Pts.
1. Wilkins, Jeff.....	1997-2007	0	428	265	0	1,223
2. Lansford, Mike.....	1982-90	0	315	158	0	789
<b>3. Zuerlein, Greg.....</b>	<b>2012-present</b>	<b>0</b>	<b>190</b>	<b>154</b>	<b>0</b>	<b>652</b>
4. Waterfield, Bob.....	1945-52	13	315	60	0	573
5. Gossett, Bruce.....	1964-69	0	211	120	0	571

## SEASON SCORING

	Year	TD	PAT	FG	2-Pt.	Tot. Pts.
1. Wilkins, Jeff.....	2003	0	46	39	0	163
2. Faulk, Marshall (RB).....	2000	26	0	0	2	160
<b>3. Zuerlein, Greg.....</b>	<b>2017</b>	<b>0</b>	<b>44</b>	<b>38</b>	<b>0</b>	<b>158</b>
4. Wilkins, Jeff.....	2006	0	35	32	0	131
5. Ray, David.....	1973	0	40	30	0	130



## CAREER INTERCEPTIONS

	Years	No.	Yards	Avg.	Long	TD
1. Meador, Ed .....	1959-70	46	547	11.9	38t	5
2. Cromwell, Nolan .....	1977-87	37	671	18.1	94	4
3. Irvin, LeRoy .....	1980-89	34	654	19.2	81t	5
4. Lyght, Todd .....	1991-00	31	359	11.6	57t	4
5t. Lyle, Keith.....	1994-00	28	336	12.0	68	0
5t. Perry, Rod .....	1975-82	28	386	13.8	83t	4
5t. Williams, Clarence.....	1965-72	28	428	15.3	65t	2
5t. Sherman, Will .....	1954-60	28	515	18.4	95t	3
9. Elmendorf, Dave.....	1971-79	27	421	15.6	57t	2
10. Thomas, Pat.....	1976-82	26	292	11.2	64	1

## SEASON INTERCEPTIONS

	Year	No.	Yards	Avg.	Long	TD
1. Lane, Dick ( <i>Night Train</i> ) .....	1952	*14	298	21.3	80t	2
2. Lewis, Woodley .....	1950	12	275	22.9	36	0
3. Sherman, Will .....	1955	11	101	9.2	36	0
4. Jackson, Monte .....	1976	10	173	17.3	46t	3
5t. McNeil, Ryan.....	1997	9	127	14.1	75t	1
5t. Lyle, Keith.....	1996	9	152	16.9	68	0
5t. Burroughs, Don .....	1955	9	103	11.4	34	0
5t. Sims, George .....	1949	9	78	8.7	27	1

\*NFL Record

## MOST CAREER PUNTS

	Years	No.	Yards	Avg.	TB	In 20	Long	Blocked
1. Hekker, Johnny.....	2012-present	503	23,699	47.1	25	199	78	1
2. Jones, Donnie .....	2007-2011	449	20,924	46.6	39	133	80	1
3. Hatcher, Dale .....	1985-89, 1991	432	17,302	40.1	28	121	67	2
4. Landeta, Sean.....	'93-96, 2003-04	380	16,747	44.2	42	90	70	0
5. Van Brocklin, Norm .....	1951-1957	343	14,783	43.1	—	—	71	1
6t. Studstill, Pat .....	1968-1971	298	11,980	40.2	25	—	60	0
6t. Villanueva, Danny .....	1961-1964	296	13,099	44.3	13	—	68	1

## SEASON PUNTING AVERAGE

	Year	No.	Yards	Avg.	TB	In 20	Long	Blocked
1. Jones, Donnie .....	2008	82	4,100	50.0	7	20	68	0
2t. Hekker, Johnny .....	2015	96	4,601	47.9	6	41	68	0
2t. Hekker, Johnny .....	2017	65	3,113	47.9	4	30	70	0
4. Hekker, Johnny.....	2016	98	4,680	47.8	1	51	78	0
5. Jones, Donnie .....	2007	78	3,684	47.2	9	18	80	0
6. Jones, Donnie .....	2009	90	4,212	46.8	10	34	63	0
7. Hekker, Johnny.....	2014	80	3,721	46.5	5	33	61	1
8. Hekker, Johnny.....	2013	78	3,609	46.3	4	19	64	0
9. Hekker, Johnny.....	2012	82	3,756	45.8	4	22	68	0
10t. Villanueva, Danny .....	1962	87	3,960	45.5	7	—	65	1
10t. Jones, Donnie .....	2010	94	4,276	45.5	4	32	63	0

# RAMS YEAR-BY-YEAR LEADERS



## PASSING

Year	Player	Att.	Comp.	Yards	Pct.	TD	Int.	Long	Sack/Yds	Rating
1937	Snyder, Bob	66	25	378	37.9	1	14	-	-	23.0
1938	Snyder, Bob	87	36	631	41.4	0	9	-	-	27.2
1939	Hall, Parker	208	106	1,227	51.0	9	13	-	-	57.5
1940	Hall, Parker	183	77	1,108	42.1	1	16	-	-	27.8
1941	Hall, Parker	190	84	863	44.2	7	19	39	-	30.5
1942	Hall, Parker	140	62	815	44.3	7	19	59	-	40.3
1943	Suspended Play/W.W. II	-	-	-	-	-	-	-	-	-
1944	Reisz, Albie	113	49	777	43.4	8	10	70	-	53.6
1945	Waterfield, Bob	171	88	1,609	51.4	14	16	84	-	72.5
1946	Waterfield, Bob	256	128	1,772	50.0	17	18	57	-	65.9
1947	Waterfield, Bob	221	96	1,210	43.4	8	18	45	-	39.2
1948	Hardy, Jim	211	112	1,390	50.7	14	7	69t	-	82.1
1949	Waterfield, Bob	296	154	2,168	52.0	17	24	71t	-	61.3
1950	Van Brocklin, Norm	233	127	2,061	54.5	18	14	58	-	85.1
1951	Waterfield, Bob	176	88	1,566	50.0	13	10	91t	-	81.8
1952	Van Brocklin, Norm	205	113	1,736	55.1	14	17	84t	-	71.5
1953	Van Brocklin, Norm	286	156	2,393	54.5	19	14	70t	-	84.1
1954	Van Brocklin, Norm	260	139	2,637	53.5	13	21	80t	-	71.9
1955	Van Brocklin, Norm	272	144	1,890	52.9	8	15	74t	-	62.0
1956	Wade, Bill	178	91	1,461	51.1	10	13	76t	-	67.2
1957	Van Brocklin, Norm	265	132	2,105	49.8	20	21	81t	-	68.8
1958	Wade, Bill	341	181	2,875	53.1	18	22	93t	-	72.2
1959	Wade, Bill	261	153	2,001	58.6	12	17	72t	-	71.1
1960	Wade, Bill	182	106	1,294	58.2	12	11	63	-	77.0
1961	Bratkowski, Zeke	230	124	1,547	53.9	8	13	84t	-	63.1
1962	Bratkowski, Zeke	219	110	1,541	50.2	9	16	80t	-	56.5
1963	Gabriel, Roman	281	130	1,947	46.3	8	11	77t	44/337	62.7
1964	Munson, Bill	223	108	1,533	48.4	9	15	95t	23/183	56.5
1965	Gabriel, Roman	173	83	1,321	48.0	11	5	60t	14/97	83.0
1966	Gabriel, Roman	397	217	2,540	54.7	10	16	84t	48/319	65.9
1967	Gabriel, Roman	371	196	2,779	52.8	25	13	80t	24/201	85.7
1968	Gabriel, Roman	366	184	2,364	50.3	19	16	60t	27/296	70.0
1969	Gabriel, Roman	399	217	2,549	54.4	24	7	93t	14/182	86.8
1970	Gabriel, Roman	407	211	2,552	52.0	16	12	71	20/134	72.2
1971	Gabriel, Roman	352	180	2,238	51.1	17	10	68	25/200	75.5
1972	Gabriel, Roman	323	165	2,027	51.1	12	15	57	12/102	63.8
1973	Hadl, John	258	135	2,008	52.3	22	11	69	17/126	88.8
1974	Harris, James	198	106	1,544	53.5	11	6	50	12/101	85.3
1975	Harris, James	285	157	2,148	55.1	14	15	54	21/180	73.8
1976	Harris, James	158	91	1,460	57.6	8	6	80	14/151	89.8
1977	Haden, Pat	216	122	1,551	56.5	11	6	58	17/151	84.4
1978	Haden, Pat	444	229	2,995	51.6	13	19	68t	32/216	65.0
1979	Haden, Pat	290	163	1,854	56.2	11	14	50	21/178	68.2
1980	Ferragamo, Vince	404	240	3,199	59.4	30	19	74t	23/191	89.7
1981	Haden, Pat	267	138	1,815	51.7	9	13	64	28/227	64.4
1982	Ferragamo, Vince	209	118	1,609	56.5	9	9	85t	7/65	77.7
1983	Ferragamo, Vince	464	274	3,276	59.1	22	23	61t	21/178	75.5
1984	Kemp, Jeff	284	143	2,021	50.4	13	7	63t	24/190	78.7
1985	Brock, Dieter	365	218	2,658	59.7	16	13	64t	51/351	81.8
1986	Everett, Jim	147	73	1,018	49.7	8	8	60t	8/50	67.8
1987	Everett, Jim	302	162	2,064	53.6	10	13	81t	17/139	68.4
1988	Everett, Jim	517	308	3,964	59.6	31	18	69t	28/197	89.2
1989	Everett, Jim	518	304	4,310	58.7	29	17	78t	29/214	90.6
1990	Everett, Jim	554	307	3,989	55.4	23	17	55t	30/198	79.3
1991	Everett, Jim	490	277	3,438	56.5	11	20	78	30/200	68.9
1992	Everett, Jim	475	281	3,323	59.2	22	18	67t	26/204	80.1
1993	Everett, Jim	274	135	1,652	49.3	8	12	60t	18/125	59.7
1994	Miller, Chris	317	173	2,104	54.6	16	14	54	28/193	73.6
1995	Miller, Chris	405	232	2,623	57.3	18	15	72	31/244	76.2
1996	Banks, Tony	368	192	2,544	52.2	15	15	77t	48/306	71.0
1997	Banks, Tony	487	252	3,254	51.7	14	13	76	43/317	71.5
1998	Banks, Tony	408	241	2,535	59.1	7	14	80t	41/237	68.6
1999	Warner, Kurt	499	325	4,353	65.1	41	13	75t	29/201	109.2
2000	Green, Trent	240	145	2,063	60.4	16	5	64	24/145	101.8
2001	Warner, Kurt	546	375	4,830	68.7	36	22	65t	38/233	101.4
2002	Bulger, Marc	214	138	1,826	64.5	14	6	58	12/102	101.5
2003	Bulger, Marc	532	336	3,845	63.2	22	22	48	37/288	81.4
2004	Bulger, Marc	485	321	3,964	66.2	21	14	56	41/302	93.7
2005	Bulger, Marc	287	192	2,297	66.9	14	9	57t	26/192	94.4
2006	Bulger, Marc	588	370	4,301	63.0	24	8	67t	49/366	92.9
2007	Bulger, Marc	378	221	2,392	58.5	11	15	40	37/269	70.3

Year	Player	Att.	Comp.	Yards	Pct.	TD	Int.	Long	Sack/Yds	Rating
2008	Bulger, Marc	440	251	2,720	57.0	11	13	80t	38/263	71.4
2009	Bulger, Marc	247	140	1,469	56.7	5	6	50	14/85	70.7
2010	Bradford, Sam	590	354	3,512	60.0	18	15	49	34/244	76.5
2011	Bradford, Sam	357	191	2,614	53.5	6	6	68	36/248	70.5
2012	Bradford, Sam	328	551	3,702	59.5	21	13	80t	35/233	82.5
2013	Bradford, Sam	159	262	1,678	60.7	14	4	73	15/97	90.9
2014	Davis, Austin	180	284	2,001	63.4	12	9	59t	29/179	85.1
2015	Foles, Nick	190	337	2,052	56.4	7	10	68	14/98	69.0
2016	Keenum, Case	322	196	2,201	60.9	9	11	65t	23/140	76.4
2017	Goff, Jared	477	296	3,804	62.1	28	5	94t	25/172	100.5

## RUSHING

Year	Player	Att.	Yards	Avg.	Long	TD
1937	Drake, Johnny (Zero)	98	333	3.4	-	3
1938	Davis, Corbett	71	202	2.8	-	3
1939	Hall, Parker	120	458	3.8	-	2
1940	Drake, Johnny (Zero)	130	480	3.6	-	9
1941	Drake, Johnny (Zero)	101	246	2.4	15	2
1942	Magnani, Dante	59	344	5.8	71	2
1943	Suspended Play/W.W. II	-	-	-	-	-
1944	West, Pat	66	220	3.3	31	0
1945	Gehrke, Fred	74	467	6.3	72	7
1946	Gehrke, Fred	71	371	5.2	53	3
1947	Washington, Kenny	60	444	7.4	92t	5
1948	Hoerner, Dick	76	354	4.7	23	4
1949	Hoerner, Dick	155	582	3.7	37	6
1950	Davis, Glenn	88	416	4.7	55	3
1951	Towler, Dan	126	854	6.8	79t	6
1952	Towler, Dan	156	894	5.7	44t	10
1953	Towler, Dan	152	879	5.8	73t	7
1954	Younger, Paul (Tank)	91	610	6.7	75t	8
1955	Waller, Ron	151	716	4.7	55t	7
1956	Waller, Ron	83	543	6.5	46	1
1957	Wilson, Tom	127	616	4.9	46	3
1958	Arnett, Jon	133	683	5.1	57	6
1959	Matson, Ollie	161	863	5.4	50	6
1960	Arnett, Jon	104	436	4.2	31	2
1961	Arnett, Jon	158	609	3.9	26	4
1962	Bass, Dick	196	1,033	5.3	57	6
1963	Bass, Dick	143	577	3.6	51	5
1964	Wilson, Ben	159	553	3.5	27	5
1965	Bass, Dick	121	549	4.5	44t	2
1966	Bass, Dick	248	1,090	4.4	50	8
1967	Josephson, Les	178	800	4.5	27	4
1968	Ellison, Willie	151	616	4.1	52t	5
1969	Smith, Larry	166	599	3.6	46	1
1970	Josephson, Les	150	640	4.3	23	5
1971	Ellison, Willie	211	1,000	4.7	80t	4
1972	Ellison, Willie	170	764	4.5	37	5
1973	McCutcheon, Lawrence	210	1,097	5.2	37	2
1974	McCutcheon, Lawrence	236	1,109	4.7	23	3
1975	McCutcheon, Lawrence	213	911	4.3	43	2
1976	McCutcheon, Lawrence	291	1,168	4.0	40	9
1977	McCutcheon, Lawrence	294	1,238	4.2	48	7
1978	Bryant, Cullen	178	658	3.7	26	7
1979	Tyler, Wendell	218	1,109	5.1	63t	91
1980	Bryant, Cullen	183	807	4.4	20	3
1981	Tyler, Wendell	260	1,074	4.1	69t	12
1982	Tyler, Wendell	137	564	4.1	54	9
1983	Dickerson, Eric	390	1,808	4.6	85t	18
1984	Dickerson, Eric	379	2,105	5.6	66	14
1985	Dickerson, Eric	292	1,234	4.2	43	12
1986	Dickerson, Eric	404	1,821	4.5	42t	11
1987	White, Charles	324	1,374	4.2	58	11
1988	Bell, Greg	288	1,212	4.2	44	16
1989	Bell, Greg	272	1,137	4.2	47	15
1990	Gary, Cleveland	204	808	4.0	48	14
1991	Delpino, Robert	214	688	3.2	36	9
1992	Gary, Cleveland	279	1,125	4.0	63	7
1993	Bettis, Jerome	294	1,429	4.9	71t	7
1994	Bettis, Jerome	319	1,025	3.2	19	3
1995	Bettis, Jerome	183	637	3.5	41	3
1996	Phillips, Lawrence	193	632	3.3	38	4
1997	Phillips, Lawrence	183	633	3.5	28	8
1998	Henley, June	88	313	3.6	22	3
1999	Faulk, Marshall	253	1,381	5.5	58	7
2000	Faulk, Marshall	253	1,359	5.4	36	18
2001	Faulk, Marshall	260	1,382	5.3	71t	12
2002	Faulk, Marshall	212	953	4.5	44	8

Year	Player	Att.	Yards	Avg.	Long	TD
2003	Faulk, Marshall	209	818	3.9	52	10
2004	Faulk, Marshall	195	774	4.0	40	3
2005	Jackson, Steven	254	1,046	4.1	51	8
2006	Jackson, Steven	346	1,528	4.4	59t	13
2007	Jackson, Steven	237	1,002	4.2	54	5
2008	Jackson, Steven	253	1,042	4.1	56t	7
2009	Jackson, Steven	324	1,416	4.4	58	4
2010	Jackson, Steven	330	1,241	3.8	42t	6
2011	Jackson, Steven	260	1,145	4.4	47t	5
2012	Jackson, Steven	257	1,042	4.1	46	4
2013	Stacy, Zac	250	973	3.9	40t	7
2014	Mason, Tre	179	765	4.3	89t	4
<b>2015</b>	<b>Gurley II, Todd</b>	<b>229</b>	<b>1,106</b>	<b>4.8</b>	<b>71t</b>	<b>10</b>
<b>2016</b>	<b>Gurley II, Todd</b>	<b>278</b>	<b>885</b>	<b>3.2</b>	<b>24t</b>	<b>6</b>
<b>2017</b>	<b>Gurley II, Todd</b>	<b>279</b>	<b>1,305</b>	<b>4.7</b>	<b>57t</b>	<b>13</b>

## RECEIVING

Year	Player	No.	Yards	Avg.	Long	TD
1937	Busich, Sam	13	136	10.5	-	0
1938	Benton, Jim	21	418	19.9	-	5
1939	Spadacinni, Vic	32	292	9.1	-	1
1940	Benton, Jim	22	351	16.0	-	3
1941	Hickey, Howard (Red)	21	294	14.0	39	4
1942	Magnani, Dante	24	276	11.5	67	4
1943	Suspended Play/W.W. II	-	-	-	-	-
1944	Benton, Jim	39	505	12.9	36	6
1945	Benton, Jim	45	1,067	23.7	84	8
1946	Benton, Jim	63	993	15.8	57	6
1947	Benton, Jim	35	511	14.6	43	6
1948	Fears, Tom	51	698	13.7	80	4
1949	Fears, Tom	77	1,013	13.2	51t	9
1950	Fears, Tom	84	1,116	13.3	53	7
1951	Hirsch, Elroy	66	1,495	22.7	91	17
1952	Fears, Tom	48	600	12.5	36	6
1953	Hirsch, Elroy	61	941	15.4	70	4
1954	Boyd, Bob	53	1,212	22.9	80	6
1955	Fears, Tom	44	569	12.9	31	2
1956	Clarke, Leon	36	650	18.1	60	4
1957	Hirsch, Elroy	32	477	14.9	45	6
1958	Shofner, Del	51	1,097	21.5	92	8
1959	Shofner, Del	47	936	19.9	72	7
1960	Phillips, Jim	52	883	17.0	61t	8
1961	Phillips, Jim	78	1,092	14.0	69t	5
1962	Phillips, Jim	60	875	14.6	65t	5
1963	Phillips, Jim	54	793	14.7	52	1
1964	McKeever, Marlin (TE)	41	582	14.2	46	1
1965	McDonald, Tom	67	1,036	15.5	51	9
1966	Moore, Tom (RB)	60	433	7.2	30t	3
1967	Casey, Bernie	53	871	16.4	57t	8
1968	Truax, Billy (TE)	35	417	11.9	22	3
1969	Snow, Jack	49	734	15.0	74t	6
1970	Snow, Jack	51	859	16.8	71	7
1971	Rentzel, Lance	38	534	14.1	41	5
1972	Snow, Jack	30	590	19.7	57	4
1973	Jackson, Harold	40	874	21.9	69	13
1974	McCutcheon, Lawrence (RB)	39	408	10.5	50	2
1975	Jackson, Harold	43	786	18.3	54	7
1976	Jackson, Harold	39	751	19.3	65	5
1977	Jackson, Harold	48	666	13.9	58	6
1978	Miller, Willie	50	767	15.3	52	5
1979	Dennard, Preston	43	766	17.8	50	4
1980	Bryant, Cullen (RB)	53	386	7.3	25	3
1981	Dennard, Preston	49	821	16.8	64	4
1982	Tyler, Wendell (RB)	38	375	9.9	40	4
1983	Barber, Mike (TE)	55	657	11.9	42t	3
1984	Ellard, Henry	34	622	18.3	63t	6
1985	Ellard, Henry	54	811	15.0	64t	5
1986	Ellard, Henry	34	447	13.1	34	4
1987	Ellard, Henry	51	799	15.7	81t	3
1988	Ellard, Henry	86	1,414	16.4	68	10
1989	Ellard, Henry	70	1,382	19.7	53	8
1990	Ellard, Henry	76	1,294	17.0	50t	4
1991	Ellard, Henry	64	1,052	16.4	38	3
1992	Gary, Cleveland (RB)	52	293	5.6	22	3
1993	Ellard, Henry	61	945	15.5	54	2
1994	Bailey, Johnny (RB)	58	516	8.9	28	7
1995	Bruce, Isaac	119	1,781	15.0	72	13
1996	Bruce, Isaac	84	1,338	15.9	70	7
1997	Lee, Amp (RB)	61	825	13.5	62	3

Year	Player .....	No.	Yards	Avg.	Long	TD
1998	Lee, Amp (RB) .....	64	667	10.4	44	2
1999	Faulk, Marshall (RB) .....	87	1,048	12.0	57t	5
2000	Bruce, Isaac .....	87	1,471	16.9	78t	9
2001	Faulk, Marshall (RB) .....	83	765	9.2	65t	9
2002	Holt, Torry .....	91	1,302	14.3	58	4
2003	Holt, Torry .....	117	1,696	14.5	48	12
2004	Holt, Torry .....	94	1,372	14.6	75t	10
2005	Holt, Torry .....	102	1,331	13.0	44	9
2006	Holt, Torry .....	93	1,188	12.8	67t	10
2007	Holt, Torry .....	93	1,189	12.8	40	7
2008	Holt, Torry .....	64	796	12.4	45t	3
2009	Avery, Donnie .....	47	589	12.5	50	5
2010	Amendola, Danny .....	85	689	8.1	36	3
2011	Lloyd, Brandon .....	51	683	13.4	37	5
2012	<i>Givens, Chris</i> .....	42	698	16.6	65	3
2013	Cook, Jared (TE) .....	51	671	13.2	47	5
2014	Cook, Jared (TE) .....	52	634	12.2	59t	3
2015	Austin, Tavon .....	52	473	9.1	66t	5
2016	Britt, Kenny .....	68	1,002	14.7	66	5
<b>2017</b>	<b>Kupp, Cooper</b> .....	<b>62</b>	<b>869</b>	<b>14.0</b>	<b>64</b>	<b>5</b>

**PUNTING**

Year	Player .....	No.	Yards	Avg.	TB	In 20	Long	Blocks
1939	Hall, Parker .....	58	-	41.0	-	-	80	-
1940	Hall, Parker .....	57	-	43.0	-	-	75	-
1941	Hall, Parker .....	49	-	40.1	-	-	67	-
1942	Jacobs, Jack .....	33	-	42.3	-	-	66	-
1943	Suspended Play/W.W. II .....	-	-	-	-	-	-	-
1944	Reisz, Albie .....	25	-	40.1	-	-	66	0
1945	Waterfield, Bob .....	39	-	40.7	-	-	68	0
1946	Waterfield, Bob .....	39	1,743	44.6	-	-	65	0
1947	Waterfield, Bob .....	59	2,500	42.4	-	-	86	1
1948	Waterfield, Bob .....	43	1,833	42.6	-	-	88	0
1949	Waterfield, Bob .....	49	2,177	44.4	-	-	61	1
1950	Waterfield, Bob .....	52	2,087	40.1	-	-	61	2
1951	Van Brocklin, Norm .....	48	1,992	41.5	-	-	62	1
1952	Van Brocklin, Norm .....	29	1,250	43.1	-	-	66	0
1953	Van Brocklin, Norm .....	60	2,529	42.2	-	-	57	0
1954	Van Brocklin, Norm .....	44	1,874	42.6	-	-	61	0
1955	Van Brocklin, Norm .....	60	2,676	44.6	-	-	61	0
1956	Van Brocklin, Norm .....	48	2,070	43.1	-	-	72	0
1957	Van Brocklin, Norm .....	54	2,392	44.3	-	-	71	0
1958	Shofner, Del .....	49	2,018	41.2	-	-	62	0
1959	Shofner, Del .....	48	2,004	41.8	-	-	66	1
1960	Shofner, Del .....	54	2,301	42.6	-	-	63	1
1961	Villanueva, Danny .....	46	1,845	40.1	1	-	53	0
1962	Villanueva, Danny .....	87	3,960	45.5	7	-	65	1
1963	Villanueva, Danny .....	81	3,678	45.4	0	-	68	0
1964	Villanueva, Danny .....	82	3,616	44.1	5	-	58	0
1965	Lothridge, Billy .....	42	1,619	38.5	3	-	55	1
1966	Kilgore, Jon .....	71	3,037	42.8	4	-	58	0
1967	Kilgore, Jon .....	68	2,872	42.2	6	-	68	2
1968	Studstill, Pat .....	81	3,207	39.6	4	-	58	0
1969	Studstill, Pat .....	80	3,259	40.7	9	-	60	0
1970	Studstill, Pat .....	67	2,618	39.1	6	-	53	0
1971	Studstill, Pat .....	70	2,896	41.4	6	-	60	0
1972	Chapple, Dave .....	53	2,344	44.2	3	-	70	0
1973	Chapple, Dave .....	51	2,079	40.8	6	-	65	1
1974	Burke, Mike .....	46	1,701	37.0	4	-	51	0
1975	Carrell, Duane .....	73	2,874	39.4	9	-	57	0
1976	Jackson, Rusty .....	77	3,006	39.0	6	16	61	0
1977	<i>Walker, Glen</i> .....	73	2,568	35.2	8	11	56	0
1978	Walker, Glen .....	83	3,069	37.0	5	26	61	2
1979	Clark, Ken .....	93	3,731	40.1	7	17	60	2
1980	Corral, Frank .....	76	3,004	39.5	5	15	65	1
1981	Corral, Frank .....	89	3,735	42.0	3	19	67	0
1982	Misko, John .....	45	1,961	43.6	2	10	59	1
1983	Misko, John .....	82	3,301	40.3	12	18	67	0
1984	Misko, John .....	74	2,866	38.7	9	21	58	0
1985	<i>Hatcher, Dale</i> .....	87	3,761	43.2	6	32	67	1
1986	Hatcher, Dale .....	97	3,740	38.6	5	26	57	0
1987	Hatcher, Dale .....	76	3,140	41.3	4	19	62	0
1988	Hatcher, Dale .....	36	1,424	39.6	1	13	54	0
1989	Hatcher, Dale .....	73	2,834	38.8	7	15	54	1
1990	<i>English, Keith</i> .....	68	2,663	39.2	2	8	58	1
1991	Hatcher, Dale .....	63	2,403	38.1	5	16	52	0
1992	Bracken, Don .....	76	3,122	41.1	4	20	59	0

Year	Player	No.	Yards	Avg.	TB	In 20	Long	Blocks
1993	Landeta, Sean	42	1,825	43.5	7	7	66	0
1994	Landeta, Sean	78	3,494	44.8	9	23	62	0
1995	Landeta, Sean	83	3,679	44.3	12	23	63	0
1996	Landeta, Sean	78	3,491	44.8	9	23	70	0
1997	Horan, Mike	53	2,272	42.9	4	10	60	0
1998	Tuten, Rick	95	4,202	44.2	10	16	64	0
1999	Tuten, Rick	32	1,359	42.5	7	9	70	0
2000	Baker, John	43	1,736	40.4	5	13	59	1
2001	Baker, John	43	1,809	42.1	7	9	58	0
2002	Berger, Mitch	72	3,020	41.9	10	26	64	0
2003	Landeta, Sean	59	2,525	42.8	5	14	57	0
2004	Landeta, Sean	40	1,733	43.3	3	9	63	0
2005	Barker, Bryan	50	2,137	42.7	4	13	63	0
2006	Turk, Matt	69	3,132	45.4	7	26	74	1
2007	Jones, Donnie	78	3,684	47.2	9	18	80	0
2008	Jones, Donnie	82	4,100	50.0	7	20	68	0
2009	Jones, Donnie	90	4,212	46.8	10	34	63	0
2010	Jones, Donnie	94	4,276	45.5	4	20	63	0
2011	Jones, Donnie	105	4,652	44.3	9	29	65	1
2012	Hekker, Johnny	82	3,756	45.8	4	22	68	0
2013	Hekker, Johnny	78	3,609	46.3	4	19	64	0
2014	Hekker, Johnny	80	3,721	46.5	5	33	61	1
2015	Hekker, Johnny	96	4,601	47.8	5	41	68	0
2016	Hekker, Johnny	98	4,680	47.6	1	51	78	0
2017	Hekker, Johnny	65	3,113	47.9	4	30	70	0

## FIELD GOALS

Year	Player	Att.	Made	Pct.	Long
1937	Snyder, Bob	1	1	1.000	30
1938	Peterson, Nelson	2	2	1.000	18
1939	Davis, Corby	2	1	.500	27
1940	Adams, Chet	5	1	.200	29
1941	Adams, Chet	2	1	.500	40
1942	Adams, Chet	6	3	.500	46
1943	Suspended Play/W.W. II	-	-	-	-
1944	Zontini, Louis	6	3	.500	39
1945	Waterfield, Bob	3	1	.333	28
1946	Waterfield, Bob	11	6	.545	37
1947	Waterfield, Bob	16	7	.437	45
1948	Waterfield, Bob	11	6	.545	47
1949	Waterfield, Bob	17	9	.529	42
1950	Waterfield, Bob	14	7	.500	46
1951	Waterfield, Bob	23	13	.565	47
1952	Waterfield, Bob	19	11	.579	45
1953	Agajanian, Ben	23	10	.434	47
1954	Agajanian, Ben	25	13	.520	41
1955	Richter, Les	15	10	.667	41
1956	Richter, Les	15	8	.533	32
1957	Cothren, Paige	19	11	.579	44
1958	Cothren, Paige	25	14	.560	43
1959	Michaels, Lou	17	8	.470	40
1960	Villanueva, Danny	19	12	.631	36
1961	Villanueva, Danny	27	13	.481	38
1962	Villanueva, Danny	20	10	.500	51
1963	Villanueva, Danny	17	9	.529	47
1964	Gossett, Bruce	24	18	.750	44
1965	Gossett, Bruce	26	15	.577	49
1966	Gossett, Bruce	49	28	.571	48
1967	Gossett, Bruce	43	20	.465	47
1968	Gossett, Bruce	31	17	.548	37
1969	Gossett, Bruce	34	22	.647	44
1970	Ray, David	29	45	.644	46
1971	Ray, David	29	18	.620	49
1972	Ray, David	41	24	.585	45
1973	Ray, David	47	30	.638	49
1974	Ray, David	31	25	.806	48
1975	Dempsey, Tom	26	21	.808	51
1976	Dempsey, Tom	26	17	.654	49
1977	Septien, Rafael	30	18	.600	45
1978	Corral, Frank	43	29	.674	48
1979	Corral, Frank	25	13	.520	49
1980	Corral, Frank	30	16	.533	47
1981	Corral, Frank	26	17	.654	44
1982	Lansford, Mike	15	9	.600	39
1983	Nelson, Chuck	11	5	.455	41
1984	Lansford, Mike	33	25	.758	50
1985	Lansford, Mike	29	22	.759	52

Year	Player .....	Att.	Made	Pct.	Long
1986	Lansford, Mike .....	24	17	.708	50
1987	Lansford, Mike .....	21	17	.810	48
1988	Lansford, Mike .....	32	24	.750	49
1989	Lansford, Mike .....	30	23	.767	48
1990	Lansford, Mike .....	24	15	.625	46
1991	Zendejas, Tony .....	17	17	1.000	50
1992	Zendejas, Tony .....	20	15	.750	49
1993	Zendejas, Tony .....	23	16	.696	54
1994	Zendejas, Tony .....	23	18	.783	47
1995	Biasucci, Dean .....	12	9	.750	51
1996	Lohmiller, Chip .....	25	21	.840	50
1997	Wilkins, Jeff .....	37	25	.675	52
1998	Wilkins, Jeff .....	26	20	.769	57
1999	Wilkins, Jeff .....	28	20	.714	51
2000	Wilkins, Jeff .....	17	17	1.000	51
2001	Wilkins, Jeff .....	29	23	.793	54
2002	Wilkins, Jeff .....	25	19	.760	47
2003	Wilkins, Jeff .....	42	39	.929	53
2004	Wilkins, Jeff .....	24	19	.792	53
2005	Wilkins, Jeff .....	31	27	.871	53
2006	Wilkins, Jeff .....	37	32	.864	53
2007	Wilkins, Jeff .....	32	24	.750	53
2008	Brown, Josh .....	36	31	.861	54
2009	Brown, Josh .....	24	19	.792	54
2010	Brown, Josh .....	39	33	.846	53
2011	Brown, Josh .....	28	21	.750	49
<b>2012</b>	<b>Zuerlein, Greg.....</b>	<b>31</b>	<b>23</b>	<b>.741</b>	<b>60</b>
<b>2013</b>	<b>Zuerlein, Greg.....</b>	<b>28</b>	<b>26</b>	<b>.929</b>	<b>50</b>
<b>2014</b>	<b>Zuerlein, Greg.....</b>	<b>30</b>	<b>24</b>	<b>.800</b>	<b>56</b>
<b>2015</b>	<b>Zuerlein, Greg.....</b>	<b>30</b>	<b>20</b>	<b>.667</b>	<b>61</b>
<b>2016</b>	<b>Zuerlein, Greg.....</b>	<b>22</b>	<b>19</b>	<b>.864</b>	<b>54</b>
<b>2017</b>	<b>Zuerlein, Greg.....</b>	<b>40</b>	<b>38</b>	<b>.950</b>	<b>56</b>

## SCORING

Year	Player .....	Rushing TDs	Receiving TDs	Return TDs	PAT	FG	Points
1937	Drake, Johnny (Zero) .....	3	2	0	0-0	0-0	30
1938	Benton, Jim .....	1	5	0	0-0	0-0	36
1939	Drake, Johnny (Zero) .....	9	0	0	0-0	0-0	54
1940	Drake, Johnny (Zero) .....	9	0	0	2-2	0-0	56
1941	Hickey, Howard (Red) .....	0	4	0	0-0	0-0	24
1942	Magnani, Dante .....	2	3	0	0-0	0-0	30
1943	Suspended Play/W.W. II .....	-	-	-	-	-	-
1944	Zontini, Lou .....	3	1	0	14-16	3-6	47
1945	Waterfield, Bob .....	5	0	0	31-34	1-3	64
1946	Waterfield, Bob .....	1	0	0	37-37	6-11	61
1947	Waterfield, Bob .....	1	0	0	27-30	7-16	54
1948	Waterfield, Bob .....	0	0	0	38-44	6-11	56
1949	Waterfield, Bob .....	1	0	0	43-46	9-17	77
1950	Waterfield, Bob .....	1	0	0	54-58	7-14	91
1951	Hirsch, Elroy (WR-RB).....	0	17	0	0-0	0-0	102
1952	Waterfield, Bob .....	1	0	0	44-45	11-19	83
1953	Agajanian, Ben .....	0	0	0	36-37	10-23	66
1954	Towler, Dan (RB).....	11	0	0	0-0	0-0	66
1955	Richter, Les .....	0	0	0	30-31	13-22	69
1956	Richter, Les .....	0	0	0	36-38	8-15	60
1957	<i>Cothren, Paige .....</i>	<i>0</i>	<i>0</i>	<i>0</i>	<i>38-39</i>	<i>11-19</i>	<i>71</i>
1958	Cothren, Paige .....	0	0	0	42-43	14-25	84
1959	Shofner, Del (WR) .....	0	7	0	0-0	0-0	42
1960	Villanueva, Danny .....	0	0	0	28-28	12-19	64
1961	Villanueva, Danny .....	0	0	0	32-32	13-27	71
1962	Villanueva, Danny .....	0	0	0	26-27	10-20	56
1963	Villanueva, Danny .....	0	0	0	25-26	9-17	52
1964	<i>Gossett, Bruce .....</i>	<i>0</i>	<i>0</i>	<i>0</i>	<i>31-32</i>	<i>18-24</i>	<i>85</i>
1965	Gossett, Bruce .....	0	0	0	30-32	15-26	75
1966	Gossett, Bruce .....	0	0	0	29-29	28-49	113
1967	Gossett, Bruce .....	0	0	0	48-48	20-43	108
1968	Gossett, Bruce .....	0	0	0	37-37	17-31	88
1969	Gossett, Bruce .....	0	0	0	36-36	22-34	102
1970	Ray, David .....	0	0	0	34-34	29-45	121
1971	Ray, David .....	0	0	0	37-37	18-29	91
1972	Ray, David .....	0	0	0	31-31	24-41	103
1973	Ray, David .....	0	0	0	40-42	30-47	130
1974	Ray, David .....	0	0	0	25-31	9-16	52
1975	Dempsey, Tom .....	0	0	0	31-36	21-26	94
1976	Dempsey, Tom .....	0	0	0	36-44	17-26	87
1977	<i>Septien, Rafael .....</i>	<i>0</i>	<i>0</i>	<i>0</i>	<i>32-35</i>	<i>18-30</i>	<i>86</i>
1978	<i>Corral, Frank .....</i>	<i>0</i>	<i>0</i>	<i>0</i>	<i>31-33</i>	<i>29-43</i>	<i>118</i>
1979	Corral, Frank .....	0	0	0	36-39	13-25	75

Year	Player	Rushing TDs	Receiving TDs	Return TDs	PAT	FG	Points
1980	Corral, Frank	0	0	0	51-52	16-30	99
1981	Tyler, Wendell (RB)	12	5	0	0-0	0-0	102
1982	Tyler, Wendell (RB)	9	4	0	0-0	0-0	78
1983	Dickerson, Eric (RB)	18	2	0	0-0	0-0	120
1984	Lansford, Mike	0	0	0	37-38	25-33	112
1985	Lansford, Mike	0	0	0	38-39	22-29	104
1986	Lansford, Mike	0	0	0	34-35	17-24	85
1987	Lansford, Mike	0	0	0	36-38	17-21	87
1988	Lansford, Mike	0	0	0	45-48	24-32	117
1989	Lansford, Mike	0	0	0	51-51	23-30	120
1990	Gary, Cleveland (RB)	14	1	0	0-0	0-0	90
1991	Zendejas, Tony	0	0	0	25-26	17-17	76
1992	Zendejas, Tony	0	0	0	38-38	15-20	83
1993	Zendejas, Tony	0	0	0	23-25	16-23	71
1994	Zendejas, Tony	0	0	0	28-28	18-23	82
1995	Bruce, Isaac (WR)	0	13	0	1*	0-0	80
1996	Lohmiller, Chip	0	0	0	28-29	21-25	91
1997	Wilkins, Jeff	0	0	0	32-32	25-37	107
1998	Wilkins, Jeff	0	0	0	25-26	20-26	85
1999	Wilkins, Jeff	0	0	0	64-64	20-28	124
2000	Faulk, Marshall (RB)	26	0	0	2*	0-0	160
2001	Faulk, Marshall (RB)	21	0	0	1*	0-0	128
2002	Wilkins, Jeff	0	0	0	37-37	19-25	94
2003	Wilkins, Jeff	0	0	0	46-46	39-42	163
2004	Wilkins, Jeff	0	0	0	32-32	19-24	89
2005	Wilkins, Jeff	0	0	0	36-36	27-31	117
2006	Wilkins, Jeff	0	0	0	36-36	32-37	131
2007	Wilkins, Jeff	0	0	0	25-25	24-32	97
2008	Brown, Josh	0	0	0	19-19	31-36	112
2009	Brown, Josh	0	0	0	16-16	19-24	73
2010	Brown, Josh	0	0	0	26-27	33-39	125
2011	Brown, Josh	0	0	0	18-18	21-28	81
2012	Zuerlein, Greg	0	0	0	26-26	23-31	95
2013	Zuerlein, Greg	0	0	0	34-34	26-28	112
2014	Zuerlein, Greg	0	0	0	34-35	24-30	106
2015	Zuerlein, Greg	0	0	0	26-28	20-30	86
2016	Zuerlein, Greg	0	0	0	23-23	19-22	80
2017	Zuerlein, Greg	0	0	0	44-46	38-40	158

\*2-point Conversion

## KICKOFF RETURNS

Year	Player	No.	Yards	Avg.	Long	TD
1942	Magnani, Dante	11	250	22.7	37	0
1943	Suspended Play/W.W. II	-	-	-	-	-
1944	Reisz, Al	12	285	23.7	44	0
1945	Gehrke, Fred	9	173	19.2	30	0
1946	Gehrke, Fred	8	186	23.2	28	0
1947	Harmon, Tom	9	208	23.1	34	0
1948	Gehrke, Fred	17	464	27.3	92t	1
1949	Kalmanir, Tom	18	403	22.4	57	0
1950	Smith, Verda (Vitamin T.)	22	742	33.7	97t	3
1951	Davis, Glenn	9	179	19.9	33	0
1952	Quinlan, Skeet	17	440	25.9	56	0
1953	Lewis, Woodley	32	830	25.9	69	0
1954	Lewis, Woodley	34	836	24.6	88t	1
1955	Waller, Ron	17	461	27.1	39	0
1956	Wilson, Tom	15	477	31.8	103t	1
1957	Arnett, Jon	18	504	28.0	98t	1
1958	Arnett, Jon	16	331	20.7	32	0
1959	Matson, Ollie	16	367	22.9	48	0
1960	Arnett, Jon	17	416	24.5	43	0
1961	Bass, Dick	23	698	30.3	64	0
1962	Atkins, Pervis	28	676	24.1	41	0
1963	Shannon, Carver	28	823	29.4	99t	1
1964	Shannon, Carver	18	442	24.6	40	0
1965	Smith, Bob	17	451	26.9	56	0
1966	Williams, Clarence	15	420	28.0	81	0
1967	Ellison, Willie	13	340	26.2	58	0
1968	Smith, Ron	26	718	27.6	94t	1
1969	Smith, Ron	27	585	21.6	37	0
1970	Haymond, Alvin	35	1,022	29.2	98t	1
1971	Williams, Travis	25	743	29.7	105t	1
1972	Ellison, Willie	14	345	24.6	32	0
1973	Bryant, Cullen	13	369	28.4	93	1
1974	Bryant, Cullen	23	617	26.8	84	1
1975	McGee, Willie	17	404	23.8	46	0



Year	Player .....	No.	Yards	Avg.	Long	TD
1976	Bryant, Cullen .....	16	459	28.7	90	1
1977	Tyler, Wendell .....	24	523	21.8	27	0
1978	Latin, Jerry .....	22	467	21.2	41	0
1979	Hill, Drew .....	40	803	20.1	39	0
1980	Hill, Drew .....	43	880	20.5	98t	1
1981	Hill, Drew .....	60	1,170	19.5	50	0
1982	Redden, Barry .....	22	502	22.8	85	0
1983	Redden, Barry .....	18	358	18.8	43	0
1984	Redden, Barry .....	23	530	23.0	40	0
1985	Brown, Ron .....	28	918	32.8	98t	3
1986	Brown, Ron .....	36	794	22.1	55	0
1987	Brown, Ron .....	27	581	21.5	95t	1
1988	Brown, Ron .....	19	401	21.1	73	0
1989	Brown, Ron .....	47	968	20.6	74	0
1990	Green, Gaston .....	25	560	22.4	99t	1
1991	Turner, Vernon .....	24	457	19.0	36	0
1992	Turner, Vernon .....	29	569	19.6	35	0
1993	Boykin, Deral .....	13	216	16.6	35	0
1994	Lang, David .....	27	626	23.2	57	0
1995	Thomas, J.T. ....	32	752	23.5	46	0
1996	Thomas, J.T. ....	30	643	21.4	43	0
1997	Thompson, David .....	49	1,110	22.7	56	0
1998	Horne, Tony .....	56	1,306	23.3	102t	1
1999	Horne, Tony .....	30	892	29.7	101t	2
2000	Horne, Tony .....	57	1,379	24.2	103t	1
2001	Canidate, Trung .....	36	748	20.8	40	0
2002	Wilkins, Terrence .....	47	1,074	22.9	42	0
2003	Harris, Arlen .....	51	1,175	23.0	42	0
2004	Harris, Arlen .....	47	951	20.2	29	0
2005	Johnson, Chris .....	38	857	22.6	99t	1
2006	Ponder, Willie .....	26	605	23.3	40	0
2007	Hall, Dante .....	29	729	25.1	84	0
2008	Hall, Dante .....	37	763	20.6	41	0
2009	Amendola, Danny .....	66	1,618	24.5	58	0
2010	Amendola, Danny .....	50	1,142	22.8	84	0
2011	Porter, Quinn .....	25	554	22.2	32	0
2012	Givens, Chris .....	23	539	23.4	48	0
2013	Austin, Tavon .....	18	398	22.1	32	0
2014	Cunningham, Benny .....	35	963	27.5	75	0
2015	Cunningham, Benny .....	25	714	28.6	102	0
2016	Cunningham, Benny .....	22	599	27.2	61	0
2017	Cooper, Pharaoh .....	34	932	27.4	103t	1

## PUNT RETURNS

Year	Player .....	No.	FC	Yards	Avg.	Long	TD
1941	Hall, Parker .....	13	-	125	9.6	25	0
1942	Hall, Parker .....	12	-	148	12.3	32	0
1943	Suspended Play/W.W. II .....	-	-	-	-	-	-
1944	Kabealo, Mike .....	7	-	64	9.1	16	0
1945	Gehrke, Fred .....	8	-	120	15.0	49	0
1946	Gehrke, Fred .....	8	-	59	7.3	20	0
1947	Harmon, Tom .....	27	-	392	14.5	88t	1
1948	Horvath, Les .....	13	-	203	15.6	27	0
1949	Smith, Verda (Vitamin T.) .....	27	-	427	15.8	85t	1
1950	Smith, Verda (Vitamin T.) .....	22	-	218	9.9	30	0
1951	Smith, Verda (Vitamin T.) .....	12	-	139	11.6	37	0
1952	Lewis, Woodley .....	19	-	351	18.5	83t	2
1953	Lewis, Woodley .....	35	-	267	7.6	78	1
1954	Lewis, Woodley .....	22	-	82	3.7	16	0
1955	Waller, Ron .....	14	-	60	4.3	21	0
1956	Sherman, Will .....	12	-	100	8.3	76	1
1957	Arnett, Jon .....	14	-	85	6.1	22	0
1958	Arnett, Jon .....	18	-	223	12.4	58	0
1959	Arnett, Jon .....	17	-	184	10.8	71t	1
1960	Bass, Dick .....	11	-	62	5.6	22	0
1961	Arnett, Jon .....	10	-	75	7.5	17	0
1962	Atkins, Pervis .....	11	5	94	8.5	45	0
1963	Shannon, Carver .....	15	11	132	8.8	29	0
1964	Shannon, Carver .....	15	6	81	5.4	22	0
1965	Stiger, Jim .....	13	2	106	8.2	22	0
1966	Stiger, Jim .....	33	7	259	7.8	49	0
1967	Cross, Irv .....	17	6	136	8.0	39	0
1968	Meador, Ed .....	17	15	136	8.0	40	0
1969	Haymond, Alvin .....	33	8	435	13.2	52	0

Year	Player .....	No.	FC	Yards	Avg.	Long	TD
1970	Haymond, Alvin .....	53	15	376	7.1	30	0
1971	Haymond, Alvin .....	24	11	123	5.1	28	0
1972	Bertelsen, Jim .....	16	3	232	14.5	60	0
1973	Bertelsen, Jim .....	26	10	259	10.0	34	0
1974	Bertelsen, Jim .....	11	4	132	12.0	19	0
1975	Bertelsen, Jim .....	11	1	143	13.0	38	0
1976	Bryant, Cullen .....	29	2	321	11.1	25	0
1977	Bryant, Cullen .....	20	1	141	7.1	26	0
1978	Wallace, Jackie .....	52	5	618	11.9	58	0
1979	Brown, Eddie .....	56	19	332	5.9	30	0
1980	Irvin, LeRoy .....	42	7	296	7.0	26	0
1981	Irvin, LeRoy .....	46	6	615	13.4	84t	3
1982	Irvin, LeRoy .....	22	1	243	11.0	63t	1
1983	Ellard, Henry .....	16	4	217	13.6	72t	1
1984	Ellard, Henry .....	30	3	403	13.4	83t	2
1985	Ellard, Henry .....	37	9	501	13.5	80t	1
1986	Ellard, Henry .....	14	11	127	9.1	20	0
1987	Ellard, Henry .....	15	6	107	7.1	29	0
1988	Hicks, Clifford .....	25	0	144	5.8	13	0
1989	Henley, Darryl .....	29	19	273	9.4	25	0
1990	Henley, Darryl .....	19	4	195	10.3	26	0
1991	Turner, Vernon .....	23	4	201	8.7	29	0
1992	Turner, Vernon .....	28	6	207	7.4	23	0
1992	Turner, Vernon .....	28	6	207	7.4	23	0
1993	Buchanan, Richard .....	8	1	41	5.1	12	0
1994	Bailey, Johnny .....	19	4	153	8.1	24	0
1995	Kinchen, Todd .....	53	7	416	7.8	27	0
1996	Kennison, Eddie .....	29	16	643	14.6	78t	2
1997	Kennison, Eddie .....	34	20	247	7.3	43	0
1998	Kennison, Eddie .....	40	25	415	10.4	71t	1
1999	Hakim, Az-Zahir .....	44	22	461	10.5	84t	1
2000	Hakim, Az-Zahir .....	32	17	489	15.3	86t	1
2001	Hakim, Az-Zahir .....	36	12	330	9.2	32	0
2002	Wilkins, Terrence .....	25	13	242	9.7	55	0
2003	Groce, DeJuan .....	19	3	135	7.1	19	0
2004	McDonald, Shaun .....	30	18	143	4.8	39	0
2005	Looker, Dane .....	8	2	69	8.6	17	0
2006	McDonald, Shaun .....	23	14	172	7.5	33	0
2007	Hall, Dante .....	19	6	286	15.1	85t	1
2008	Stanley, Derek .....	11	4	101	9.2	33	0
2009	Amendola, Danny .....	31	11	360	11.6	56	0
2010	Amendola, Danny .....	40	18	452	11.3	42	0
2011	Pettis, Austin .....	15	10	139	9.3	39	0
2012	Amendola, Danny .....	17	10	122	7.2	22	0
2013	Austin, Tavon .....	33	11	280	8.5	98t	1
2014	Austin, Tavon .....	35	23	391	11.2	78t	1
2015	Austin, Tavon .....	34	15	268	7.9	75t	1
2016	Austin, Tavon .....	44	16	364	8.3	47	0
2017	Cooper, Pharaoh .....	32	8	399	12.5	53	0

## INTERCEPTIONS

Year	Player .....	No.	Yards	Avg.	Long	TD
1941	Drake, Johnny (Zero) .....	2	66	33.0	54	0
1942	Jacobs, Jack .....	4	22	5.5	22	0
1943	Suspended Play/W.W. II .....	-	-	-	-	-
1944	Colella, Tom .....	4	53	13.3	19	0
1945	Waterfield, Bob .....	6	92	15.3	29	0
1946	Waterfield, Bob .....	5	72	14.4	28	0
1947	Harmon, Tom .....	8	136	17.0	36	1
1948	Naumetz, Fred .....	4	75	18.8	68	0
1949	Sims, George .....	9	78	8.7	27	1
1950	Lewis, Woodley .....	12	275	22.9	36	0
1951	Hecker, Norb .....	3	74	24.7	36	0
1952	Lane, Dick (Night Train) .....	14	298	21.3	80t	2
1953	Hecker, Norb .....	7	91	13.0	24	0
1954	Sherman, Will .....	6	70	11.7	28	0
1955	Sherman, Will .....	11	101	9.2	36	0
1956	Sherman, Will .....	4	122	30.5	95t	1
1957	Richter, Les .....	4	60	15.0	25	0
1958	Burroughs, Don .....	7	72	10.3	46	0
1959	Meador, Ed .....	3	3	1.0	3	0
1960	Britt, Charley .....	5	117	23.4	73t	1
1961	Crow, Lindon .....	6	117	19.5	31	0
1962	Crow, Lindon .....	5	100	20.0	65t	1
1963	Meador, Ed .....	6	38	6.3	20	0
1964	Richardson, Jerry .....	5	146	29.2	41	0
1965	Martin, Aaron .....	2	60	30.0	37t	1
1966	Williams, Clarence .....	8	97	12.1	32t	1

Year	Player	No.	Yards	Avg.	Long	TD
1967	Meador, Ed	8	103	12.9	30t	2
1968	Williams, Clarence	7	51	7.3	36	0
1969	Meador, Ed	5	97	19.4	38t	2
1970	Williams, Clarence	5	108	21.6	65t	1
1971	Howard, Gene	6	99	16.5	35	0
1972	Nettles, Jim	6	168	28.0	43	0
1973	Stukes, Charlie	5	104	20.8	42	0
1974	Elmendorf, Dave	7	186	26.6	57t	2
1975	Simpson, Bill	6	90	15.0	29	0
1976	Jackson, Monte	10	173	17.3	46	3
1977	Simpson, Bill	6	157	26.2	42	0
1978	Perry, Rod	8	117	14.6	44t	3
1979	Cromwell, Nolan	5	109	21.8	34	0
1980	Cromwell, Nolan	8	140	17.5	34	1
1981	Cromwell, Nolan	5	94	18.8	94t	1
1982	Perry, Rod	3	57	19.0	33	0
1983	Collins, Kirk	5	113	22.6	58	0
1984	Irvin, LeRoy	5	166	33.2	81t	2
1985	Green, Gary	6	84	14.0	41t	1
1986	Gray, Jerry	8	101	12.6	28	0
1987	Irvin, LeRoy	2	47	23.5	47t	1
1988	Johnson, Johnnie	4	18	4.5	11	0
1989	Gray, Jerry	6	48	8.0	27t	1
1990	Humphery, Bobby	4	52	13.0	44t	1
1991	Gray, Jerry	3	83	27.7	59t	1
1992	Henley, Darryl	4	41	10.3	25	0
1993	Bailey, Robert	2	41	20.5	41	0
1994	Pope, Marquez	3	66	22.0	51	0
1995	Wright, Toby	6	79	13.2	27	0
1996	Lyle, Keith	9	152	16.9	68	0
1997	McNeil, Ryan	9	127	14.1	75t	1
1998	Lyght, Todd	3	30	10.0	17	0
	Lyle, Keith	3	20	6.7	20	0
1999	Lyght, Todd	6	112	18.7	57t	1
2000	McCleon, Dexter	8	28	3.5	23	0
2001	Bly, Dre'	6	150	25.0	93t	2
2002	Herring, Kim	3	38	12.7	36	0
2003	Fisher, Travis	4	205	51.3	74t	2
	Williams, Aeneas	4	82	20.5	46t	1
	Butler, Jerametrius	4	72	18.0	45	0
	Polley, Tommy (LB)	4	32	8.0	22	0
2004	Butler, Jerametrius	5	15	3.0	10	0
2005	Furrey, Mike	4	143	35.8	67t	1
2006	Bartell, Ron	3	63	21.0	38t	1
	Hill, Tye	3	20	6.7	14	0
	Brown, Fakhir	3	17	5.7	20	0
	Atogwe, Oshiomogho	3	8	2.7	7	0
2007	Atogwe, Oshiomogho	8	125	15.6	52t	1
2008	Atogwe, Oshiomogho	5	91	18.2	43	0
2009	Butler, James	3	17	5.6	17	0
2010	Feltcher, Bradley	4	41	10.3	28	0
2011	Gordy, Josh	3	37	12.3	30	0
2012	Jenkins, Janoris	4	150	37.5	41t	3
2013	Johnson, Trumaine	3	36	12.0	29	0
2014	Johnson, Trumaine	3	69	23.0	43t	1
2015	Johnson, Trumaine	7	136	19.4	58t	1
2016	Alexander, Maurice	2	19	9.5	19	0
	<b>Barron, Mark</b>	<b>2</b>	<b>8</b>	<b>4.0</b>	<b>7</b>	<b>0</b>
	McDonald, T.J.	2	0	0.0	0	0
	Ogletree, Alec	2	15	7.5	8	0
<b>2017</b>	<b>Joyner, Lamarcus</b>	<b>3</b>	<b>104</b>	<b>34.7</b>	<b>46</b>	<b>1</b>
	<b>Barron, Mark</b>	<b>3</b>	<b>29</b>	<b>9.7</b>	<b>15</b>	<b>0</b>

## TACKLES

Year	Player	Solo	Assists	Total
1962	McKeever, Marlin (LB)	58	31	89
1963	Pardee, Jack (LB)	46	25	71
1964	Jones, David (DE)	75	22	97
1965	Jones, David (DE)	68	27	95
1966	Jones, David (DE)	98	14	112
1967	Jones, David (DE)	100	39	139
1968	Jones, David (DE)	87	23	110
1969	Jones, David (DE)	59	55	114
1970	Pottios, Myton (LB)	62	26	88
1971	McKeever, Marlin (LB)	76	32	108
1972	Robinson, Isiah (LB)	59	23	82
1973	Reynolds, Jack (LB)	58	28	86
1974	Reynolds, Jack (LB)	72	29	101
1975	Reynolds, Jack (LB)	74	38	112
1976	Reynolds, Jack (LB)	89	31	120
1977	Elmendorf, Dave (S)	59	35	94
1978	Youngblood, Jim (LB)	80	43	120
1979	Reynolds, Jack (LB)	83	61	144

Year	Player .....	Solo	Assists	Total
1980	Reynolds, Jack (LB).....	81	38	119
1981	Ekern, Carl (LB).....	85	46	131
1982	Andrews, George (LB).....	47	20	67
1983	Ekern, Carl (LB).....	94	36	130
1984	Collins, Jim (LB).....	142	43	185
1985	Collins, Jim (LB).....	103	37	140
1986	Newsome, Vince (S).....	91	22	113
1987	Collins, Jim (LB).....	78	12	90
1988	Ekern, Carl (LB).....	64	29	93
1989	Newsome, Vince (S).....	64	25	89
1990	Newsome, Vince (S).....	74	18	92
1991	Kelm, Larry (LB).....	88	17	105
1992	Greene, Kevin (LB).....	75	12	87
1993	Phifer, Roman (LB).....	96	21	117
1994	Conlan, Shane (LB).....	82	24	106
1995	Phifer, Roman (LB).....	106	43	149
1996	Phifer, Roman (LB).....	123	47	170
1997	Jones, Robert (LB).....	72	43	115
1998	Jenkins, Billy (S).....	90	31	121
1999	Fletcher, London (LB).....	80	58	138
2000	Fletcher, London (LB).....	117	76	193
2001	Fletcher, London (LB).....	113	76	189
2002	Archuleta, Adam (S).....	101	48	149
2003	Tinoisamoa, Pisa (LB).....	70	51	121
2004	Tinoisamoa, Pisa (LB).....	100	45	145
2005	Tinoisamoa, Pisa (LB).....	91	43	134
2006	Witherspoon, Will (LB).....	104	32	136
2007	Witherspoon, Will (LB).....	103	29	132
2008	Tinoisamoa, Pisa (LB).....	88	47	135
2009	Laurinaitis, James (LB).....	98	48	146
2010	Laurinaitis, James (LB).....	98	16	114
2011	Laurinaitis, James (LB).....	101	41	142
2012	Laurinaitis, James (LB).....	132	42	174
2013	Ogletree, Alec (LB).....	124	31	155
2014	Ogletree, Alec (LB).....	110	59	169
2015	Barron, Mark (LB/S).....	107	28	135
2016	Ogletree, Alec (LB).....	132	39	171
2017	Ogletree, Alec (LB).....	77	51	128

**SACKS (not an official stat until 1982)**

Year	Player.....	No.
1950	Jack Zilly (DE).....	7.0
1951	Larry Brink (DE).....	3.0
1952	Andy Robustelli (DE).....	7.5
1953	Andy Robustelli (DE).....	8.0
1954	Andy Robustelli (DE).....	4.0
1955	Andy Robustelli (DE).....	6.0
1956	Paul Miller (DE).....	6.0
1957	Dick Daugherty (LB).....	8.0
1958	Lou Michaels (DE).....	6.0
1959	George Struger (DT).....	5.0
1960	Gene Brito (DE).....	7.0
1961	Lamar Lundy (DE).....	11.0
1962	Deacon Jones (DE).....	12.0
1963	Lamar Lundy (DE).....	9.0
1964	Deacon Jones (DE).....	22.0
1965	Deacon Jones (DE).....	19.0
1966	Deacon Jones (DE).....	18.0
1967	Deacon Jones (DE).....	21.0
1968	Deacon Jones (DE).....	22.0
1969	Deacon Jones (DE).....	15.0
1970	Deacon Jones (DE).....	12.0
1971	Coy Bacon (DE).....	11.0
1972	Coy Bacon (DE).....	11.5
1973	Jack Youngblood (DE).....	16.5
1974	Jack Youngblood (DE).....	15.0
1975	Jack Youngblood (DE).....	15.0
1976	Jack Youngblood (DE).....	14.5
	Larry Brooks (DT).....	14.5
1977	Jack Youngblood (DE).....	8.5
1978	Larry Brooks (DE).....	8.0
1979	Jack Youngblood (DE).....	18.0
1980	Jack Youngblood (DE).....	11.5

<b>Year</b>	<b>Player.....</b>	<b>No.</b>
1981	Jack Youngblood (DE) .....	12.5
1982	Mike Fanning (DT).....	5.0
1983	Jack Youngblood (DE) .....	10.5
1984	Jack Youngblood (DE) .....	9.5
1985	Mike Wilcher (LB).....	12.5
1986	Gary Jeter (DE).....	8.0
1987	Gary Jeter (DE).....	7.0
1988	Kevin Greene (LB).....	16.5
1989	Kevin Greene (LB).....	16.5
1990	Kevin Greene (LB).....	13.0
1991	Kevin Greene (LB).....	3.0
	Gerald Robinson (DE).....	3.0
1992	Kevin Greene (LB).....	10.0
1993	Sean Gilbert (DT).....	10.5
1994	Robert Young (DE).....	6.5
1995	D'Marco Farr (DT).....	11.0
1996	Kevin Carter (DE).....	9.5
1997	Leslie O'Neal (DE).....	10.0
1998	Kevin Carter (DE).....	12.0
1999	Kevin Carter (DE).....	17.0
2000	Grant Wistrom (DE).....	11.0
2001	Leonard Little (DE).....	14.5
2002	Leonard Little (DE).....	12.0
2003	Leonard Little (DE).....	12.5
2004	Bryce Fisher (DE).....	8.5
2005	Leonard Little (DE).....	9.5
2006	Leonard Little (DE).....	13.0
2007	Will Witherspoon (LB).....	7.0
2008	James Hall (DE).....	6.5
2009	Leonard Little (DE).....	6.5
2010	James Hall (DE).....	10.5
2011	Chris Long (DE).....	13.0
2012	Chris Long (DE).....	11.5
2013	Robert Quinn (DE).....	19.0
2013	Robert Quinn (DE).....	10.5
<b>2015</b>	<b>Aaron Donald (DT).....</b>	<b>11.0</b>
<b>2016</b>	<b>Aaron Donald (DT).....</b>	<b>8.0</b>
<b>2017</b>	<b>Aaron Donald (DT).....</b>	<b>11.0</b>

# INDIVIDUAL RECORDS



## SERVICE

### Most Seasons

20	Jackie Slater, 1976-95
15	Charlie Cowan, 1961-75 Joe Scibelli, 1961-75 Merlin Olsen, 1962-76
14	Jack Youngblood, 1971-84 Doug Smith, 1978-91 Isaac Bruce, 1994-2007

### Most Games Played

259	Jackie Slater, 1976-95
208	Merlin Olsen, 1962-76
206	Charlie Cowan, 1961-75

### Most Consecutive Games Played

201	Jack Youngblood, 1971-84
198	Merlin Olsen, 1962-76
184	Tom Mack, 1966-1978

## SCORING

### Most Seasons Leading Team

9	Jeff Wilkins, 1997-99, 2002-07
7	Bob Waterfield, 1946-52
6	Bruce Gossett, 1964-69 Mike Lansford, 1982-90

### Greg Zuerlein, 2012-Present

### Most Consecutive Seasons Leading Team

6	Bruce Gossett, 1964-69 Mike Lansford, 1984-89 Bob Waterfield, 1945-50 Jeff Wilkins, 2002-07 Greg Zuerlein, 2012-present
5	David Ray, 1970-74
4	Danny Villaneuva, 1960-63 Tony Zendejas, 1991-94

## POINTS

### Career

1,223	Jeff Wilkins, 1997-2007 (428 pat, 265 fg)
789	Mike Lansford, 1982-90 (315 pat, 158 fg)
<b>652</b>	<b>Greg Zuerlein, 2012-present (190 pat, 154 fg)</b>

### Season

163	Jeff Wilkins, 2003 (39 fg, 46 pat)
160	Marshall Faulk, 2000 (26 td, 2 two-point conv.)
<b>158</b>	<b>Greg Zuerlein, 2017 (36 fg, 35 pat)</b>

### Season, Rookie

120	Eric Dickerson, 1983 (20 td)
118	Frank Corral, 1978 (31 pat, 29 fg)
<b>95</b>	<b>Greg Zuerlein, 2012 (26 pat, 23 fg)</b>

### Game

24	Bob Shaw, vs. Washington, 12/11/49 (4 td) Elroy Hirsch, vs. New York Yanks, 9/28/51 (4 td) Harold Jackson, vs. Dallas, 10/14/73 (4 td) Az-Zahir Hakim, at Cincinnati, 10/3/99 (4 td) Isaac Bruce, vs. San Francisco, 10/10/99 (4 td) Marshall Faulk, at San Francisco, 10/29/00 (4 td) Marshall Faulk, vs. Minnesota, 12/10/00 (4 td) Marshall Faulk, at Tampa Bay, 12/18/00 (4 td) Marshall Faulk, vs. Indianapolis, 12/30/01 (4 td) Marshall Faulk, vs. Seattle, 10/20/02 (4 td) Steven Jackson, at Minnesota, 12/31/06 (4 td) <b>Todd Gurley II, at Seattle, 12/17/17 (4 td)</b>
<b>23</b>	<b>Greg Zuerlein, at Dallas, 10/1/17 (7 fg, 2 pat)</b>
<b>22</b>	<b>Todd Gurley II, vs. Arizona 9/16/18 (3 td, 2-2pt.)</b>
21	Jeff Wilkins, vs. San Diego, 10/1/00 (5 fg, 6 pat)

### Game, Opponent

26	Gordy Soltau, at San Francisco, 10/28/51 (3 td, 1 fg, 5 pat)
24	Many times, last by Ron Moore, at Phoenix, 12/4/93 (4 td)
21	Two times, last by Rich Karlis, at Minnesota, 11/15/89 (7 fg)

## TOUCHDOWNS

### Career

85	Marshall Faulk, 1999-2006 (58 r, 27 p)
84	Isaac Bruce, 1994-2007 (84 p)
74	Torry Holt, 1999-2008 (74 p)

### Season

26	Marshall Faulk, 2000 (18 r, 8 p)
21	Marshall Faulk, 2001 (12 r, 9 p)
20	Eric Dickerson, 1983 (18 r, 2 p)

### Game

4	Bob Shaw, vs. Washington, 12/11/49 (4 p) Elroy Hirsch, vs. New York Yanks, 9/28/51 (4 p) Harold Jackson, vs. Dallas, 10/14/73 (4 p) Az-Zahir Hakim, at Cincinnati, 10/3/99 (3p, 1 pr) Isaac Bruce, vs. San Francisco, 10/10/99 (4 p) Marshall Faulk, at San Francisco, 10/29/00 (2 r, 2 p) Marshall Faulk, vs. Minnesota, 12/10/00 (4 r) Marshall Faulk, at Tampa Bay, 12/18/00 (3 r, 1 p) Marshall Faulk, vs. Indianapolis, 12/30/01 (3 r, 1 p) Marshall Faulk, vs. Seattle, 10/20/02 (3 r, 1 p) Steven Jackson, at Minnesota, 12/31/06 (3 r, 1 p) <b>Todd Gurley II, at Seattle, 12/17/17 (3 r, 1 p)</b>
<b>3</b>	<b>Many times, last by Todd Gurley, vs. Arizona 9/16/18</b>
<b>2</b>	<b>Many times, last by Todd Gurley, at Tennessee 12/24/17 (2 rec)</b>

### Game, Opponent

4	Lenny Moore, at Baltimore, 10/16/60 (4 r) Ron Moore, at Phoenix, 12/4/93 (4 r)
3	Many times, last by Torrey Smith, Baltimore, 9/25/11
2	Many times, Last by Michael Thomas, New Orleans, 11/27/16

### Most Consecutive Games Scoring Touchdown

11	Elroy Hirsch, 1950-51
10	Eric Dickerson, 1983 Greg Bell, 1988-89
9	Marshall Faulk, 2001-02

### Most Attempted, Career

429	Jeff Wilkins, 1997-2007
336	Bob Waterfield, 1945-52
325	Mike Lansford, 1982-90

### Most Attempted, Season

64	Jeff Wilkins, 1999
58	Bob Waterfield, 1950
52	Frank Corral, 1980

### Most Attempted, Game

9	Bob Waterfield vs. Baltimore, 10/22/50
8	Paige Cothren, vs. San Francisco, 11/9/58 Tom Dempsey, vs. Atlanta, 12/4/76 Chip Lohmiller, vs. Atlanta, 11/10/96
7	Many times, last by Greg Zuerlein, vs. Oak., 11/30/14

## POINT AFTER ATTEMPTS

### Most Made, Career

428	Jeff Wilkins, 1997-2007
315	Bob Waterfield, 1945-52 Mike Lansford, 1982-90
211	Bruce Gossett, 1964-69

### Most Made, Season

64	Jeff Wilkins, 1999
58	Jeff Wilkins, 2001
54	Bob Waterfield, 1950

### Most Made, Game

†9	Bob Waterfield, vs. Baltimore, 10/22/50
8	Paige Cothren, vs. San Francisco, 11/9/58 Bob Waterfield, at New York Giants, 11/14/48 Bruce Gossett, vs. New York Giants, 11/13/66 Jeff Wilkins, vs. Carolina 11/11/01
7	<b>Greg Zuerlein, vs. Oakland, 11/30/14</b>

\*NFL Record

† Ties NFL Record

**Most Made, Game, Opponent**

- 8 Tom Feamster, at Baltimore, 11/25/56
- Cliff Patton, at Philadelphia, 10/7/50
- 7 Bob Jencks, vs. Chicago, 10/13/63
- 6 Many times, last by S. Gostkowski, vs. NE, 10/28/12

**Most Consecutive Made**

- 371 Jeff Wilkins, 1999-2007
- 165 Bruce Gossett, 1965-69
- 102 David Ray, 1970-72

**Highest Percentage Made, Career (83 attempts)**

- 99.8 Jeff Wilkins, 1997-2007 (403-404)
- 98.7 Josh Brown, 2008-11 (79-80)
- 98.2 Danny Villanueva, 1960-63 (111-113)

**Most Made, No Misses, Season**

- 64 Jeff Wilkins, 1999
- 58 Jeff Wilkins, 2001
- 51 Mike Lansford, 1989

**TWO POINT CONVERSIONS****Most Two Point Conversions, Career**

- 7 Marshall Faulk, 1999-2006
- 3 Isaac Bruce, 1994-2007
- 2 Jerome Bettis, 1993-95
- Tony Banks, 1996-98
- Ricky Proehl, 1998-2002
- Todd Gurley II, 2015-**

**Most Two Point Conversions, Season**

- 2 Jerome Bettis, 1994
- Marshall Faulk, 2000
- Marshall Faulk, 2004
- Todd Gurley II, 2018**
- 1 Many times, last by Sam Bradford, Benny Cunningham & Isaiah Pead, 2013

**Most Two Point Conversions, Game**

- 2 Marshall Faulk, vs. Atlanta, 10/15/00 (2 runs)
- Todd Gurley II, vs. Arizona, 9/16/18 (2 runs)**
- 1 Many times, last by Jared Cook, vs. San Francisco, 11/01/15

**Most Two Point Conversions, Opponent, Season**

- 2 Terance Mathis, Atlanta, 1994
- 2 Reggie Bush, New Orleans, 2007

**Most Two Point Conversions, Opponent, Game**

- 2 Reggie Bush, at New Orleans, 11/11/07 (2 runs)
- 1 Many times, last by Marshawn Lynch, vs. Sea., 9/13/15 (rush)

**FIELD GOALS****Most Attempted, Career**

- 328 Jeff Wilkins, 1997-2007
- 217 Mike Lansford, 1982-90
- 207 Bruce Gossett, 1964-69

**Most Attempted, Season**

- 49 Bruce Gossett, 1966
- 47 David Ray, 1973
- 45 David Ray, 1970

**Most Attempted, Game**

- 7 Bob Waterfield, vs. Detroit, 12/9/51
- Jeff Wilkins, vs. Denver, 9/10/06
- Greg Zuerlein, at Dallas, 10/1/17**
- 6 Five times, last by David Ray, at New Orleans, 11/26/72
- 5 Many times, last by Greg Zuerlein, vs. Denver, 11/17/14

**Most Attempted, Opponent, Game**

- 7 Rich Karlis, at Minnesota, 11/5/89
- 6 Five times, last by John Carney, vs. New Orleans, 9/26/04
- 5 Many times, last by Blair Walsh, vs MIN, 12/16/12

**Most Made, Career**

- 265 Jeff Wilkins, 1997-2007
- 158 Mike Lansford, 1982-90
- 154 Greg Zuerlein, 2012-Present**

**Most Made, Season**

- 39 Jeff Wilkins, 2003
- 38 Greg Zuerlein, 2017**
- 33 Josh Brown, 2010

**Most Made, Season, Rookie**

- 29 Frank Corral, 1978
- 23 Greg Zuerlein, 2012**
- 18 Bruce Gossett, 1964
- Rafael Septien, 1977

**Most Made, Game**

- 7 **Greg Zuerlein, at Dallas, 10/1/17**
- 6 Jeff Wilkins, vs. Denver, 9/10/06
- 5 **Four times, last by Greg Zuerlein, vs. Denver, 11/16/14**

**Most Made, Opponent, Game**

- 7 Rich Karlis, at Minnesota 11/5/89
- 5 Many times, last by C. Catanzaro, at ARI, 10/4/15
- 4 Many times, last by Phil Dawson, at SF, 1/3/16

**Most Consecutive Field Goals Made**

- 30 Jeff Wilkins, 1999-2001
- 19 Jeff Wilkins, 2003
- 18 Greg Zuerlein, 2016-2017**

**Most Consecutive Games, Made Field Goal**

- 27 Jeff Wilkins, 2002-04
- 20 David Ray, 1970-71
- 19 Bruce Gossett, 1967-68

**Longest Field Goal**

- 61 **Greg Zuerlein, at Minnesota 11/8/15**
- 60 **Greg Zuerlein, vs. Seattle, 9/30/12**
- 58 **Greg Zuerlein, vs. Seattle, 9/30/12**
- 57 Jeff Wilkins, vs. Arizona, 9/27/98
- 56 **Three times, most recently, at Arizona, 12/3/17**

**Longest Field Goal, Opponent**

- 56 Joe Nedney, vs. San Francisco, 12/24/05
- 55 Adam Vinatieri, vs. New England, 12/13/98
- Jay Feely, at New York Jets, 11/9/08
- 54 Four times, last by Robbie Gould, at Chicago, 9/24/12

**Most Made, 50 or More Yards, Career**

- 26 Jeff Wilkins, 1997-2007
- 25 Greg Zuerlein, 2012-Present**
- 15 Josh Brown, 2008-2011
- 8 Tony Zendejas, 1991-94

**Most Made, 50 or More Yards, Season**

- 7 **Greg Zuerlein, 2012**
- 6 **Greg Zuerlein, 2017**
- Tony Zendejas, 1993
- Josh Brown, 2008
- Josh Brown, 2009
- 4 Jeff Wilkins, 2003, 2004, 2005
- Greg Zuerlein, 2014**

**Most Made, 50 or More Yards, Game**

- 2 **Seven times, last by Greg Zuerlein, at MIN, 11/8/15**
- 1 **Many times, last by Greg Zuerlein, at OAK, 9/10/18**

**Most Made, 50 or More Yards, Game, Opponent**

- 3 Blair Walsh, vs. Minnesota, 12/16/12
- 2 Tom Dempsey, vs. New Orleans, 12/6/70
- Mick Luckhurst, vs. Atlanta, 10/7/84
- John Carney, vs. New Orleans, 9/26/04
- Nick Folk, vs. New York Jets, 11/19/12

**Highest Field Goal Percentage, Career (50 attempts)**

- 82.79 Greg Zuerlein, 2012-present (154-186)**
- 81.88 Josh Brown, 2008-11 (104-127)
- 80.79 Jeff Wilkins, 1997-2007 (265-328)
- 79.52 Tony Zendejas, 1991-94 (66-83)

**Highest Field Goal Percentage, Season**

- 100.0 Tony Zendejas, 1991 (17-17)
- Jeff Wilkins, 2000 (17-17)
- 95.00 Greg Zuerlein, 2017 (38-40)**
- 92.86 Jeff Wilkins, 2003 (39-42)
- 92.59 Greg Zuerlein, 2013 (25-27)**

**SAFETIES****Most, Career**

- 3 Kevin Greene, 1985-92
- 2 Fred Dryer, 1972-81
- Jack Youngblood, 1971-84
- Kevin Carter, 1995-2000

**Most, Season**

- †2 Fred Dryer, 1973

**Most, Game**

- \*2 Fred Dryer, vs. Green Bay, 10/21/73
- 1 **Many players, last by Morgan Fox, vs. IND 9/10/17**
- 1 Russell Wilson penalty in end zone, at Seattle, 12/17/17

**Most, Game, Opponent**

- 1 Many times, last by John Abraham, at Arizona, 12/8/13



## RUSHING

### Most Seasons Leading Team

8	Steven Jackson, 2005-12
6	Marshall Faulk, 1999-2006
5	Lawrence McCutcheon, 1973-77
4	Dick Bass, 1962-66
	Eric Dickerson, 1983-86

### Most Consecutive Seasons Leading Team

8	Steven Jackson, 2005-12
6	Marshall Faulk, 1999-2006
5	Lawrence McCutcheon, 1973-77
4	Eric Dickerson, 1983-86



## RUSHING ATTEMPTS

### Career

2,395	Steven Jackson, 2004-12
1,525	Eric Dickerson, 1983-87
1,447	Marshall Faulk, 1999-2006

### Season

404	Eric Dickerson, 1986
390	Eric Dickerson, 1983
379	Eric Dickerson, 1984

### Season, Rookie

†390	Eric Dickerson, 1983
294	Jerome Bettis, 1993
250	Zac Stacy, 2013

### Game

39	Jerome Bettis, vs. Chicago, 1/2/94
38	Eric Dickerson, at St. Louis, 9/7/86
36	Charles White, at Philadelphia, 9/15/85

### Game, Opponent

41	Rodney Hampton, at New York Giants, 9/19/93
	Gerald Riggs, at Atlanta, 11/17/85
35	Lynn Cain, Atlanta, 10/7/84
	Gerald Riggs, Atlanta, 10/12/86
33	Shaun Alexander, at Seattle, 11/13/05
	Maurice Jones-Drew, at Jacksonville, 10/18/09



## RUSHING YARDS

### Career

10,135	Steven Jackson, 2004-12
7,245	Eric Dickerson, 1983-87
6,959	Marshall Faulk, 1999-2006

### Season

*2,105	Eric Dickerson, 1984
1,821	Eric Dickerson, 1986
1,808	Eric Dickerson, 1983

### Season, Rookie

1,808	Eric Dickerson, 1983
1,429	Jerome Bettis, 1993
<b>1,106</b>	<b>Todd Gurley II, 2015</b>
973	Zac Stacy, 2013

### Game

247	Willie Ellison, vs. New Orleans, 12/5/71
223	Tom Wilson, vs. Green Bay, 12/16/56
221	Greg Bell, vs. Green Bay, 9/24/89

### Game, Rookie

223	Tom Wilson, vs. Green Bay, 12/16/56
212	Jerome Bettis, at New Orleans, 12/12/93
199	Eric Dickerson, vs. Detroit, 10/2/83
<b>159</b>	<b>Todd Gurley II, at Green Bay, 10/11/15</b>

### Game, Opponent

253	DeMarco Murray, at Dallas, 10/23/11
237	Jim Brown, at Cleveland, 11/24/57
228	Beanie Wells, vs. Arizona, 11/27/11
212	Adrian Peterson, vs. Minnesota, 12/16/12

### Longest Run

92t	Kenny Washington, at Chicago Cardinals, 11/2/47
89t	Tre Mason, vs. Oakland, 11/20/14
85t	Eric Dickerson, at New York Jets, 9/25/83
84t	Tom Harmon, at Chicago Bears, 10/13/46

### Longest Run, Opponents

91t	DeMarco Murray, at Dallas, 10/23/11
82t	Adrian Peterson, vs. Minnesota, 12/16/12
80	Jamaal Charles, vs. Kansas City, 12/19/10
76t	Najeh Davenport, vs. Green Bay, 10/19/03

### Most Seasons, 1,000 or More Yards

8	Steven Jackson, 2005-12
4	Lawrence McCutcheon, 1973-74, 1976-77

	Eric Dickerson, 1983-86
3	Marshall Faulk, 1999-01
2	Dick Bass, 1962, 1966
	Wendell Tyler, 1979, 1981
	Greg Bell, 1988-89
	Jerome Bettis, 1993-94
	<b>Todd Gurley II, 2015, 2017</b>

### Most Consecutive Seasons, 1,000 or More Yards

8	Steven Jackson, 2005-12
4	Eric Dickerson, 1983-86
3	Marshall Faulk, 1999-01

### Most Games, 100 or More Yards, Career

38	Eric Dickerson, 1983-87
33	Steven Jackson, 2004-12
27	Marshall Faulk, 1999-2006

### Most Games, 100 or More Yards, Season

11	Eric Dickerson, 1984
9	Eric Dickerson, 1983
7	Jerome Bettis, 1993
	Marshall Faulk, 1999
	Steven Jackson, 2009

### Most Consecutive Games, 100 or More Yards

6	Eric Dickerson, 1984
5	Eric Dickerson, 1986
4	Eric Dickerson, 1983, 1984
	Jerome Bettis, 1994
	Marshall Faulk, 1999
	Marshall Faulk, 2003
	Steven Jackson, 2009



## AVERAGE RUSHING GAIN



### Career (500 att.)

5.182	Dan Towler, 1950-55 (674-3,493)
4.833	Paul (Tank) Younger, 1949-57 (682-3,296)
4.809	Marshall Faulk, 1999-2006 (1,447-6,959)

### Season (Qualifiers)

7.40	Kenny Washington, 1947 (60-444)
7.26	Skeet Quinlan, 1953 (97-705)
6.77	Dan Towler, 1951 (126-854)

### Game (10 att.)

14.6	Dan Towler, at Baltimore, 11/22/53 (14-205)
13.2	Kenny Washington, at Chicago Cardinals, 11/2/47 (11-145)
13.1	Dan Towler, at Green Bay, 10/21/51 (11-144)

### Game (10 att.), Opponent

13.8	George Taliaferro, vs. New York Yanks, 11/18/51 (12-166)
13.3	Frank Reagan, vs. New York Giants, 12/1/46 (10-133)
12.6	Delvin Williams, vs. Miami, 11/9/80 (12-151)



## RUSHING TOUCHDOWNS



### Career

58	Marshall Faulk, 1999-2006
56	Eric Dickerson, 1983-87
56	Steven Jackson, 2004-12

### Season

18	Eric Dickerson, 1983
	Marshall Faulk, 2000
16	Greg Bell, 1988
15	Greg Bell, 1989

### Season, Rookie

†18	Eric Dickerson, 1983
<b>10</b>	<b>Todd Gurley II, 2015</b>
7	Jerome Bettis, 1993
7	Zac Stacy, 2013
6	Dan Towler, 1952

### Game

4	Marshall Faulk, vs. Minnesota, 12/10/00
---	---

### Game, Opponent

4	Jim Brown, at Cleveland, 11/24/57
	Ron Moore, at Phoenix, 12/4/93
3	Many times, last by Maurice Jones-Drew, at Jacksonville, 10/18/09
2	Many times, last by Beanie Wells, at ARI, 11/25/12



## PASSING

### Most Seasons Leading Team

9	Roman Gabriel, 1963-72
8	Jim Everett, 1986-92
	Marc Bulger, 2002-09
6	Norm Van Brocklin, 1950, 1952-1955, 1957

### Most Consecutive Seasons Leading Team

9	Roman Gabriel, 1963-72
8	Jim Everett, 1986-92
	Marc Bulger, 2002-09
4	Norm Van Brocklin, 1952-1955

## PASSER RATING

### Highest, Career (1,500 att.)

97.2	Kurt Warner, 1998-2003
84.4	Marc Bulger, 2001-09
79.3	Sam Bradford, 2010-13

### Highest, Season (Qualifiers)

109.2	Kurt Warner, 1999
101.8	Trent Green, 2000
101.4	Kurt Warner, 2001

### Season, Rookie (Qualifiers)

81.8	Dieter Brock, 1985
76.5	Sam Bradford, 2010
72.4	Bob Waterfield, 1945

## PASSING ATTEMPTS

### Career

3,313	Roman Gabriel, 1962-72
3,277	Jim Everett, 1986-93
3,171	Marc Bulger, 2001-09

### Season

590	Sam Bradford, 2010
588	Marc Bulger, 2006
554	Jim Everett, 1990

### Season, Rookie

590	Sam Bradford, 2010
368	Tony Banks, 1996
365	Dieter Brock, 1985

### Game

62	Marc Bulger, at New York Giants, 10/2/05
56	Marc Bulger, at San Francisco, 9/11/05
55	Mark Rypien, vs. Buffalo, 12/10/95
	Marc Bulger, vs. Chicago, 12/11/06
	Sam Bradford, vs. Minnesota, 12/16/12
	Sam Bradford, vs. Arizona, 9/12/10
	Sam Bradford, at Atlanta, 9/15/13

### Game, Opponent

58	Kent Graham, at Arizona, 9/29/96
56	Drew Brees, vs. New Orleans, 12/15/2013
54	Peyton Manning, vs. Denver, 11/16/14
52	Tony Eason, vs. New England, 11/16/86
	Neil Lomax, at St. Louis, 11/4/84
	Mark Brunell vs. Jacksonville, 10/20/96
	Ryan Lindley, at Arizona, 11/25/12

## PASSING COMPLETIONS

### Career

1,969	Marc Bulger, 2001-09
1,847	Jim Everett, 1986-93
1,705	Roman Gabriel, 1962-72

### Season

375	Kurt Warner, 2001
370	Marc Bulger, 2006
354	Sam Bradford, 2010

### Season, Rookie

354	Sam Bradford, 2010
218	Dieter Brock, 1985
192	Tony Banks, 1996

### Game

40	Marc Bulger, at New York Giants, 10/2/05
36	Marc Bulger, vs. San Diego, 11/10/02
35	Dieter Brock, vs. San Francisco, 10/27/85
	Kurt Warner, at Seattle, 9/10/00
	Marc Bulger, at Green Bay, 11/29/04
	Sam Bradford, vs. Minnesota, 12/16/12

## Game, Opponent

39	Drew Brees, vs. New Orleans, 12/15/2013
37	Richard Todd, at New York Jets, 9/25/83
	Kent Graham, at Arizona, 9/29/96
	Mark Brunell, vs. Jacksonville, 10/20/96
36	Tony Eason, vs. New England, 11/16/86
	Josh McCown, vs. Chicago, 11/24/13

## Consecutive Passes Completed

20	Case Keenum vs. Detroit Lions, 10/16/16
18	Jim Everett, vs. New York Giants, 11/12/89
16	Jim Everett, vs. Kansas City, 11/10/91

## COMPLETION PERCENTAGE

### Career (500 att.)

66.4%	Kurt Warner, 1998-2003 (1,688-1,121)
62.1%	Marc Bulger, 2001-09 (2,924-1,829)
<b>61.2%</b>	<b>Jared Goff, 2016-Present (479-783)</b>

### Season (min. 200 att.)

68.7%	Kurt Warner, 2001 (546-375)
67.7%	Kurt Warner, 2000 (347-235)
66.2%	Marc Bulger, 2004 (495-321)

### Season, Rookie (min. 100 att.)

60.0%	Sam Bradford, 2010 (590-354)
59.7%	Dieter Brock, 1985 (365-218)
56.3%	Ryan Fitzpatrick, 2005 (135-76)

### Game (20 att.)

86.9%	Kurt Warner, vs. San Francisco, 10/10/99 (23-20)
85.7%	Jim Everett, vs. New York Giants, 10/18/92 (21-18)
85.5%	Austin Davis, vs. Seattle, 10/20/14 (20-17)
84.4%	Kurt Warner, vs. Minnesota 12/10/00 (32-27)

### Game (20 att.), Opponent

91.3%	Vinny Testaverde, vs. Cleveland, 12/26/93 (21-23)
84.6%	Kerry Collins, vs. New York Giants, 9/15/02 (22-26)
85.7%	Alex Smith, vs. Kansas City, 10/27/14 (24-28)
84.4%	Carson Palmer, at Arizona, 12/8/13 (27-32)

## PASSING YARDS

### Career

23,758	Jim Everett, 1986-93
22,814	Marc Bulger, 2001-09
22,223	Roman Gabriel, 1962-72

### Season

4,830	Kurt Warner, 2001
4,353	Kurt Warner, 1999
4,310	Jim Everett, 1989

### Season, Rookie

3,512	Sam Bradford, 2010
2,658	Dieter Brock, 1985
2,544	Tony Banks, 1996

### Game

*554	Norm Van Brocklin, vs. New York Yanks, 9/28/51
509	Vince Ferragamo, vs. Chicago, 12/26/82
454	Jim Everett, at New Orleans, 11/26/89

### Game, Opponent

483	Boomer Esiason, vs. Cincinnati, 10/7/90
462	Steve Young, vs. San Francisco, 11/28/93
446	Richard Todd, at New York Jets, 9/25/83

### Most Seasons, 3,000 or More Passing Yards

5	Jim Everett, 1988-92
3	Kurt Warner, 1999-01
	Marc Bulger, 2003-04, 2006
2	Vince Ferragamo, 1980, 1983
	Sam Bradford, 2010, 2012

### Most Games, 300 or More Passing Yards, Career

30	Kurt Warner, 1998-2003
27	Marc Bulger, 2001-09
20	Jim Everett, 1986-93

### Most Games, 300 or More Passing Yards, Season

+9	Kurt Warner, 1999
	Kurt Warner, 2001
8	Marc Bulger, 2006
7	Kurt Warner, 2000

### Most Consecutive Games, 300 or More Passing Yards

+6	Kurt Warner, 2000
4	Kurt Warner, 1999
3	Jim Everett, 1989, 1991
	Mark Rypien, 1995
	Marc Bulger, 2006

### Longest Pass Completion

- 96t Frank Ryan (to Matson), vs. Pittsburgh, 10/1/61
- 95t Bill Munson (to Pope), vs. Green Bay, 12/3/64
- 94t Jared Goff (to Woods), vs Houston, 11/12/17**

### Opponent, Longest Pass Completion

- 98t Jim Hart (to Rashad), at St. Louis, 12/10/72
- 95t Joe Montana (to Taylor), vs. San Francisco, 12/11/89
- 91t Bart Starr (to Dowler), vs. Green Bay, 12/17/60

## AVERAGE GAIN PASSING

### Career (500 att.)

- 8.56 Kurt Warner, 1998-2003 (1,688-14,447)
- 8.49 Norm Van Brocklin, 1959-57 (1,897-16,114)
- 8.01 James Harris, 1972-76 (652-5,220)

### Season (Qualifiers)

- 10.14 Norm Van Brocklin, 1954 (260-2,637)
- 9.88 Kurt Warner, 2000 (347-3,429)
- 9.61 Bob Waterfield, 1945 (172-1,653)

### Game (20 att.)

- 15.40 Norm Van Brocklin, at Chicago Bears, 11/16/52
- 15.19 Roman Gabriel, vs. San Francisco, 11/9/69
- 15.03 James Harris, at Miami, 10/3/76

### Game (20 att.), Opponent

- 15.86 Ed Brown, vs. Chicago, 10/9/60
- 14.46 Milt Plum, vs. Detroit, 11/1/64
- 14.44 Steve Young, vs. San Francisco, 11/28/93

## PASSING TOUCHDOWNS

### Career

- 154 Roman Gabriel, 1962-72
- 142 Jim Everett, 1986-92
- 122 Marc Bulger, 2001-09

### Season

- 41 Kurt Warner, 1999
- 36 Kurt Warner, 2001
- 31 Jim Everett, 1988

### Season, Rookie

- 18 Sam Bradford, 2010
- 16 Dieter Brock, 1985
- 15 Tony Banks, 1996

### Game

- 5 Bob Waterfield, vs. New York Bulldogs, 11/27/49
- Norm Van Brocklin, vs. Detroit, 10/29/50
- Norm Van Brocklin, at New York Yanks, 9/28/51
- Bob Waterfield, vs. Green Bay, 12/16/51
- Roman Gabriel, vs. Cleveland, 12/12/65
- Vince Ferragamo, vs. New Orleans, 11/2/80
- Vince Ferragamo, vs. San Francisco, 10/23/83
- Jim Everett, at New York Giants, 9/25/88
- Kurt Warner, vs. San Francisco, 10/10/99

**4 Many times, last by Jared Goff, at Tennessee Titans, 12/24/17**

**3 Many times, last by Jared Goff, vs. Houston Texans, 11/12/17**

### Game, Opponent

- 5 Dan Marino, vs. Miami, 12/14/86
- 4 Jeff George, at Oakland, 9/28/97
- Eli Manning, at New York Giants, 10/2/05
- Tom Brady, vs. New England, 10/28/12
- Drew Brees, vs. New Orleans, 11/20/16
- Carson Wentz vs. Philadelphia, 12/10/17
- 3 Many times, last by E. Manning, vs. NYG, 12/21/14

### Most Games, Four or More Touchdowns Passes, Career

- 6 Norm Van Brocklin, 1949-57
- Jim Everett, 1986-93
- 5 Vince Ferragamo, 1977-80, 1982-84
- 4 Roman Gabriel, 1962-72

### Most Games, Four or More Touchdowns Passes, Season

- 4 Vince Ferragamo, 1980
- 3 Kurt Warner, 2001
- 2 Norm Van Brocklin, 1957
- Jim Everett, 1988
- Jim Everett, 1990
- Kurt Warner, 2000
- Jared Goff, 2017**

## HAD INTERCEPTED

### Career

- 128 Bob Waterfield, 1945-52
- 127 Norm Van Brocklin, 1949-57
- 123 Jim Everett, 1986-93

### Season

- 24 Bob Waterfield, 1949
- 23 Vince Ferragamo, 1983
- 22 Bill Wade, 1958
- Kurt Warner, 2001
- Marc Bulger, 2003

### Game

- 7 Parker Hall, vs. Green Bay, 11/18/42
- Bob Waterfield, at Green Bay, 10/17/58
- 6 Norm Van Brocklin, vs. Baltimore, 12/4/54
- Bill Wade, vs. Detroit, 10/26/56
- Norm Van Brocklin, vs. Detroit, 10/13/57
- Chris Chandler, at Carolina, 12/12/04
- 5 Norm Van Brocklin, at San Francisco, 10/28/51
- Ryan Fitzpatrick, at Minnesota, 12/11/05
- Gus Frerotte, at Baltimore, 10/14/07

### Most Consecutive Passes Attempted, None Intercepted

- 249 Marc Bulger, 2005-06
- 206 Roman Gabriel, 1969-69
- 169 \*Sam Bradford, 2010

## LOWEST PERCENTAGE PASSES INTERCEPTED

### Career (500 att.)

- 2.00 Jared Goff, 2016-Present (783-16)**
- 2.15 Sam Bradford, 2010- (1,760-38)
- 2.93 Marc Bulger, 2001-09 (3,171-93)
- 3.38 Roman Gabriel, 1962-72 (3,313-112)

### Season (Qualifiers)

- 1.40 Marc Bulger, 2006 (588-8)
- 1.46 Jared Goff, 2017 (477-7)**
- 1.75 Roman Gabriel, 1969 (399-7)

### Season, Rookie (Qualifiers)

- 2.54 Sam Bradford, 2010 (590-15)
- 3.56 Dieter Brock, 1985 (365-13)
- 4.07 Tony Banks, 1996 (368-15)

## TIMES SACKED

### Career

- 279 Roman Gabriel, 1962-72
- 254 Marc Bulger, 2001-09
- 186 Jim Everett, 1986-93

### Season

- 51 Dieter Brock, 1985
- 49 Marc Bulger, 2006
- 48 Roman Gabriel, 1966
- Tony Banks, 1996

### Game

- 10 Bill Munson, at San Francisco, 12/6/64
- James Harris, vs. San Francisco, 10/11/76
- Roman Gabriel, at Green Bay, 9/25/66
- Tony Banks, vs. San Francisco, 10/25/98
- 7 **Many times, Last by Jared Goff vs. Arizona, 1/1/17**

### Game, Opponent

- 10 Bob Barry, vs. Atlanta 9/28/65
- 9 Mike Ray, vs. Tampa Bay, 11/5/78
- Dave Wilson, vs. New Orleans, 11/3/85
- Steve Beuerlein, at Los Angeles Raiders, 9/18/88
- Rob Johnson, at Buffalo, 9/20/98
- Kevin Kolb, vs. Arizona, 10/4/12
- 8 Joe Montana, at San Francisco, 12/18/88
- Daunte Culpepper, vs. Minnesota, 11/30/03
- 8 Colin Kaepernick, at San Francisco, 11/3/15

## PASS RECEIVING - RECEPTIONS

### Most Seasons Leading Team

- 9 Henry Ellard, 1984-93
- 7 Torry Holt, 1999-2008
- 5 Tom Fears, 1948-55

### Most Consecutive Seasons Leading Team

- 8 Henry Ellard, 1984-91
- 7 Torry Holt, 2002-08
- 4 Jim Phillips, 1960-63

### Career

- 942 Isaac Bruce, 1994-2007
- 869 Torry Holt, 1999-2008
- 593 Henry Ellard, 1983-1993

### Season

- 119 Isaac Bruce, 1995
- 117 Torry Holt, 2003
- 102 Torry Holt, 2005

**Season, Rookie**

- 62 **Cooper Kupp, 2017**
- 54 Eddie Kennison, 1996
- 53 Donnie Avery, 2008

**Season, Running Back**

- 90 Steven Jackson, 2006
- 87 Marshall Faulk, 1999
- 83 Marshall Faulk, 2001

**Game**

- 18 Tom Fears, vs. Green Bay, 12/3/50
- 15 Willie Anderson, at New Orleans, 11/26/89
- Isaac Bruce, vs. Miami, 12/24/95
- Danny Amendola, vs. Washington, 9/16/12
- 14 Dick Hoerner, vs. New York Yanks, 11/19/50

**Game, Opponent**

- 16 Jerry Rice, at San Francisco, 11/20/94
- Keenan McCardell, vs. Jacksonville, 10/20/96
- 13 Larry Centers, at Arizona, 9/29/96
- 12 Andre Rison, at Atlanta, 9/11/94

**Most Consecutive Games, Pass Reception**

- 153 Torry Holt, 1999-2008
- 81 Henry Ellard, 1986-92
- Marshall Faulk, 1999-2004
- 70 Jim Phillips, 1958-63

**Most Seasons 50 or More Pass Receptions**

- 11 Isaac Bruce, 1995-97, 1999-2004, 2006-07
- 10 Torry Holt, 1999-2008
- 7 Henry Ellard, 1985, 1987-1991, 1993

**RECEIVING YARDS****Most Seasons Leading Team**

- 9 Henry Ellard, 1984-91, 1993
- Torry Holt, 2000-08
- 5 Tom Fears, 1948-55

**Most Consecutive Seasons Leading Team**

- 9 Torry Holt, 2000-08
- 8 Henry Ellard, 1984-91
- 4 Jim Phillips, 1960-63

**Career**

- 14,109 Isaac Bruce, 1994-2007
- 12,660 Torry Holt, 1999-2008
- 9,761 Henry Ellard, 1983-93

**Season**

- 1,781 Isaac Bruce, 1995
- 1,696 Torry Holt, 2003
- 1,635 Torry Holt, 2000

**Season, Rookie**

- 924 Eddie Kennison, 1996
- 869 **Cooper Kupp, 2017**
- 788 Torry Holt, 1999

**Season, Running Back**

- 1,049 Marshall Faulk, 1999
- 830 Marshall Faulk, 2000
- 825 Amp Lee, 1997

**Game**

- \*336 Willie Anderson, at New Orleans, 11/26/89
- 303 Jim Benton, at Detroit, 11/22/45
- 238 Harold Jackson, vs. Dallas, 10/14/73

**Game, Rookie**

- 226 Eddie Kennison, at Atlanta, 12/15/96
- 208 Jim Phillips, at Green Bay, 11/16/58
- 163 Donnie Avery, at New England, 10/26/08

**Game, Opponent**

- 286 John Taylor, vs. San Francisco, 12/11/89
- 257 Billy Wilson, vs. San Francisco, 10/3/54
- 241 Jerry Rice, at San Francisco, 12/9/85

**Longest Pass Reception**

- 96t Ollie Matson (from Frank Ryan), vs. Pittsburgh, 10/1/61
- 95t Bucky Pope (from Bill Munson), vs. Green Bay, 12/13/64
- 94t **Robert Woods (from Jared Goff), vs. Houston, 11/12/17**

**Most Seasons, 1,000 or More Yards Pass Receiving**

- 8 Isaac Bruce, 1995-96, 1999-2002, 2004 2006
- 8 Torry Holt, 2000-07
- 4 Henry Ellard, 1988-91

**Most Games, 100 or More Yards Pass Receiving, Career**

- 46 Torry Holt, 1999-2008
- 43 Isaac Bruce, 1994-2007
- 26 Henry Ellard, 1983-93

**Most Games, 100 or More Yards Pass Receiving, Season**

- 10 Torry Holt, 2003
- 9 Isaac Bruce, 1995
- 8 Elroy Hirsch, 1951
- Torry Holt, 2000

**Most Consecutive Games, 100 or More Yards, Pass Receiving**

- 6 Isaac Bruce, 1995
- 5 Elroy Hirsch, 1951
- Bob Boyd, 1954
- 3 Isaac Bruce, 2004

**Most Consecutive Games, 150 or More Yards, Pass Receiving**

- 3 Isaac Bruce, 1995
- 2 Tom Fears, 1950-51
- Torry Holt, 2000
- Torry Holt, 2003
- Torry Holt, 2004

**AVERAGE GAIN - RECEIVING****Career (150 receptions)**

- 20.5 Bob Boyd, 1950-57 (176-3,611)
- 20.3 Willie Anderson, 1988-94 (259-5,246)
- 18.3 Elroy Hirsch, 1949-57 (343-6,289)

**Game (3 receptions)**

- \*63.0 Torry Holt, at Atlanta, 9/24/00 (3-189)
- 50.3 Jack Snow, at Baltimore, 10/15/67 (3-151)
- 49.7 Bob Boyd, at Green Bay, 10/17/54 (3-149)

**Game (3 receptions), Opponent**

- 55.3 Koren Robinson, vs. Seattle, 10/20/02 (3-166)
- 49.3 Charley Taylor, vs. Washington, 10/22/67 (3-148)
- 44.0 Charles Wilson, vs. Tampa Bay, 12/11/94 (4-176)

**RECEIVING TOUCHDOWNS****Career**

- 84 Isaac Bruce, 1994-2007
- 74 Torry Holt, 1999-2008
- 53 Elroy Hirsch, 1949-57

**Season**

- 17 Elroy Hirsch, 1951
- 13 Harold Jackson, 1973
- Isaac Bruce, 1995
- 12 Isaac Bruce, 1999
- Torry Holt, 2003

**Season, Rookie**

- 10 Bucky Pope, 1964
- 8 Eddie Kennison, 1996
- 6 Leon Clarke, 1956
- Torry Holt, 1999

**Game**

- 4 Bob Shaw, vs. Washington, 12/11/49
- Elroy Hirsch, at New York Yanks, 9/28/51
- Harold Jackson, vs. Dallas, 10/14/73
- Isaac Bruce, vs. San Francisco, 10/10/99
- 3 Many times, Last by Torry Holt, vs. Seattle, 10/15/06
- 2 **Many times, Last by Robert Woods vs. Chargers 9/23/18**

**Game, Opponent**

- 4 Mike Ditka, vs. Chicago, 10/13/63
- 3 Many times, last by Torrey Smith, vs. Baltimore, 9/25/11
- 2 Many times, last by Odell Beckham, vs. NYG, 12/21/14

**Most Consecutive Games, Touchdown**

- 11 Elroy Hirsch, 1950-51
- 6 Henry Ellard, 1988-89
- 5 Jim Benton, 1938-39
- Jack Snow, 1967-68
- Harold Jackson, 1973
- Torry Holt, 2003, 2006

**PUNTING****Career**

- 504 **Johnny Hekker, 2012-present**
- 449 Donnie Jones, 2007-11
- 432 Dale Hatcher, 1985-89, 1991

**Season**

- 105 Donnie Jones, 2011
- 98 **Johnny Hekker, 2016**
- 97 Dale Hatcher, 1986
- 96 **Johnny Hekker, 2015**

### Season, Rookie

- 93 Ken Clark, 1979
- 87 Dale Hatcher, 1985
- 82 Johnny Hekker, 2012**
- 77 Rusty Jackson, 1976

### Game

- 12 Parker Hall, vs. Green Bay, 11/26/39
- Rusty Jackson, at San Francisco, 11/21/76
- 11 Danny Villanueva, vs. Dallas, 9/30/62
- Danny Villanueva, at Pittsburgh, 9/13/64
- Donnie Jones, vs. San Francisco, 1/3/2010
- 10 Many times, last by Johnny Hekker, at San Francisco, 9/12/16**

### Game, Opponent

- 14 George Taliaferro, vs. New York Yanks, 9/28/51
- 11 Tom Girard, vs. Green Bay, 12/3/50
- Gerry Collins, vs. Cleveland, 12/12/65
- Bobby Joe Green, at Chicago, 12/2/73
- Tom Wittum, at San Francisco, 11/21/76
- Hermon Weaver, at Seattle, 11/4/79
- 10 Many times, Last by Tommy Barnhardt, at New Orleans, 11/26/89

### Longest Punt

- 88 Bob Waterfield, at Green Bay, 10/17/48
- 86 Bob Waterfield, at Green Bay, 10/5/47
- 80 Donnie Jones, at Seattle, 10/21/07
- Parker Hall, vs. Philadelphia 12/3/39

### Longest Punt, Opponent

- 76 Sammy Baugh, at Washington, 11/5/44
- 75 Sam Baker, vs. Dallas, 9/30/62
- 74 Jack Jacobs, at Green Bay, 10/5/47

## AVERAGE GROSS YARDS PUNTING

### Career (250 punts)

- 47.1 Johnny Hekker, 2012-present (504 - 23,748)**
- 46.6 Donnie Jones, 2007-11 (449 - 20,924)
- 44.3 Danny Villanueva, 1961-64 (296 -13,009)

### Season (Qualifiers)

- 50.0 Donnie Jones, 2008 (82-4,100)
- 47.9 Johnny Hekker, 2015 (96-4,601)**
- 47.9 Johnny Hekker, 2017 (65-3,113)**
- 47.8 Johnny Hekker, 2016 (98-4,680)**

### Season, Rookie (Qualifiers)

- 45.8 Johnny Hekker, 2012 (82-3,756)**
- 43.6 John Misko, 1982 (45-1,961)
- 43.2 Dale Hatcher, 1985 (87-3,735)

### Game (4 punts)

- 56.9 Johnny Hekker, vs. Arizona, 10/4/12 (7-398)**
- 56.4 Johnny Hekker vs. Philadelphia, 12/10/17 (5-282)**
- 56.3 Donnie Jones, vs. Arizona, 11/22/09 (4-225)
- 56.2 Donnie Jones, vs. Buffalo, 9/28/08 (5-281)

### Game, Opponent (4 Punts)

- 59.5 Mike Scifres, vs. Chargers, 10/17/10 (6-357)
- 57.3 Fred Morrison, at Chicago Bears, 11/16/52 (4-229)
- 56.8 Sammy Baugh, at Washington, 10/26/41 (6-341)

## PUNTS HAD BLOCKED

### Career

- 5 Bob Waterfield, 1945-52
- 4 Dale Hatcher, 1985-89, 1991
- 2 Many players, last by John Misko, 1982-84

### Season

- 2 Bob Waterfield, 1950
- Jon Kilgore, 1967
- Rusty Jackson, 1976
- Glen Walker, 1978
- Ken Clark, 1979
- 1 Many times, last by Johnny Hekker, 2014**

### Most Consecutive Punts, None Blocked

- 425 Donnie Jones, 2007-2011
- 380 Sean Landeta, 1993-96, 2003-04
- 331 Johnny Hekker, 2014-Present**

## PUNT RETURNS

### Most Seasons Leading Team

- 5 Henry Ellard, 1983-93
- 4 Jon Arnett, 1957-63
- Jim Bertelsen, 1972-76
- 3 Verda (V.T.) Smith, 1949-53
- Woodley Lewis, 1950-55
- Alvin Haymond, 1969-71

- LeRoy Irvin, 1980-89
- Eddie Kennison, 1996-98
- Az-Zahir Hakim, 1998-2001

### Most Consecutive Seasons Leading Team

- 5 Henry Ellard, 1983-87
- 4 Jim Bertelsen, 1972-76
- 3 Verda (V.T.) Smith, 1949-51
- Woodley Lewis, 1952-54
- Alvin Haymond, 1969-71
- LeRoy Irvin, 1980-82
- Eddie Kennison, 1996-98
- Az-Zahir Hakim, 1999-2001

## PUNT RETURNS

### Career

- 158 Tavon Austin, 2013-2017
- 146 LeRoy Irvin, 1980-89
- 135 Henry Ellard, 1983-93

### Season

- 56 Eddie Brown, 1979
- 53 Alvin Haymond, 1970
- Todd Kinchen, 1995
- 52 Jackie Wallace, 1978

### Season, Rookie

- 42 LeRoy Irvin, 1980
- 30 Tavon Austin, 2013
- 29 Darryl Henley, 1989
- Eddie Kennison, 1996
- 27 Verda (V.T.) Smith, 1949

### Game

- 7 Many times, last by Tavon Austin, vs. Atlanta, 12/11/16
- 6 Many times, last by Vernon Turner, vs. New England, 9/13/92
- 5 Many times, last by Danny Amendola, vs. San Francisco, 1/3/2010

### Game, Opponent

- 8 Kevin Miller vs. Minnesota, 12/2/79
- DeSean Jackson, at Philadelphia, 9/7/08
- 7 Many times, last by Leon Washington, vs. Seattle, 11/20/11

## PUNT RETURN YARDS GAINED

### Career

- 1,527 Henry Ellard, 1983-93
- 1,451 LeRoy Irvin, 1980-89
- 1,356 Tavon Austin, 2013-2017

### Season

- 618 Jackie Wallace, 1978
- 615 LeRoy Irvin, 1981
- 501 Henry Ellard, 1985

### Season, Rookie

- 427 Verda (V.T.) Smith, 1949
- 423 Eddie Kennison, 1996
- 296 Henry Ellard, 1983

### Game

- \*207 LeRoy Irvin, at Atlanta, 11/14/81
- 145 Tavon Austin, at Indianapolis, 11/10/13
- 143 Tavon Austin, at Washington, 12/7/14

### Game, Opponent

- 128 Tyrone Hughes, vs. New Orleans, 10/3/93
- Darrien Gordon, at San Diego, 11/27/94
- 127 Patrick Peterson, at Arizona, 11/6/11
- 125 Dana McLemore, at San Francisco, 11/16/80
- 122 Robert Brooks, at Green Bay, 10/9/94

### Longest Punt Return

- \*103t Robert Bailey, at New Orleans, 10/23/94
- 98t Tavon Austin, at Indianapolis, 11/10/13
- 90t Dick Bass, vs. Green Bay, 12/17/61
- 90t Stedman Bailey vs. Seattle, 10/19/14
- 88t Tom Harmon, vs. Detroit, 11/23/47
- 88t Nick Miller, vs. Arizona, 11/27/11

### Longest Punt Return, Opponent

- 99t Patrick Peterson, at Arizona, 11/6/11
- 94t Darrien Gordon, at Denver, 9/14/97
- 93t Dana McLemore, at San Francisco, 1/2/82
- 90t Nate Burleson, at Seattle, 11/12/06

## PUNT RETURN AVERAGE YARDAGE

### Career (Min. 75 ret.)

11.4	Az-Zahir Hakim, 1998-2001 (112-1,278)
11.3	Henry Ellard, 1983-93 (135-1,527)
11.1	Danny Amendola, 2009-12 (81-899)

### Season (Qualifiers)

18.5	Woodley Lewis, 1952 (19-351)
15.8	Verda (V.T.) Smith, 1949 (27-427)
15.6	Les Horvath, 1948 (13-203)

### Season, Rookie (Qualifiers)

15.8	Verda (V.T.) Smith, 1949 (27-427)
14.6	Eddie Kennison, 1996 (29-423)
14.5	Jim Bertelsen, 1972 (16-232)

### Game (3 returns)

40.0	Woodley Lewis at Detroit, 10/18/53 (3-120)
39.3	Jon Arnett vs. Chicago, 11/2/58 (3-118)
36.3	Tavon Austin at Indianapolis, 11/10/13 (4-145)
35.8	Tavon Austin, at Washington, 12/7/14 (4-143)
34.7	Henry Ellard at Atlanta, 10/22/84 (3-104)

### Game, Opponent (3 returns)

36.0	Art Jones, vs. Pittsburgh, 9/7/41 (3-108)
	George McAfee, at Chicago Bears, 10/10/48 (3-108)
32.0	Tyrone Hughes, vs. New Orleans, 13/3/93 (4-128)
31.8	Patrick Peterson, at Arizona, 11/6/11 (4-127)

## PUNT RETURN TOUCHDOWNS

### Career

4	LeRoy Irvin, 1980-89
	Henry Ellard, 1983-91
3	Woodley Lewis, 1950-55
	Eddie Kennison, 1996-98
	Tavon Austin, 2013-2017
2	Todd Kinchen, 1992-95
	Az-Zahir Hakim, 1998-2001

### Season

3	LeRoy Irvin, 1981
2	Woodley Lewis, 1952
	Henry Ellard, 1984
	Todd Kinchen, 1992
	Eddie Kennison, 1996
1	Many times, last by Tavon Austin, 2015

### Season, Rookie

2	Todd Kinchen, 1992
	Eddie Kennison, 1996
1	Verda (V.T.) Smith, 1949
	Henry Ellard, 1983
	Tavon Austin, 2013

### Game

†2	Leroy Irvin, at Atlanta, 10/11/81
	Todd Kinchen, vs. Atlanta, 12/27/92
1	Many times, last by Tavon Austin, at GB., 10/11/15

### Game, Opponent

2	Jack Christiansen, vs. Detroit, 10/14/51
1	Many times, last by Patrick Peterson, vs. Ari. 11/25/11

## KICKOFF RETURNS

### Most Seasons Leading Team

5	Ron Brown, 1984-89, 1991
3	Benny Cunningham, 2014-16
	Fred Gehrke, 1940, 1945-49
	Jon Arnett, 1957-63
	Cullen Bryant, 1973-82, 1987
	Drew Hill, 1979-84
	Barry Redden, 1982-86
	Tony Horne, 1998-00
2	Woodley Lewis, 1950-55
	Carver Shannon, 1962-64
	Willie Ellison, 1967-72
	Ron Smith, 1968-69
	Vernon Turner, 1991-92
	J.T. Thomas, 1995-98
	Arlen Harris, 2003-04
	Dante Hall, 2007-08
	Danny Amendola, 2009-10

### Most Consecutive Seasons Leading Team

5	Ron Brown, 1985-89
3	Benny Cunningham, 2014-16
	Drew Hill, 1979-81

	Barry Redden, 1982-84
	Tony Horne, 1998-00
2	Woodley Lewis, 1953-54
	Carver Shannon, 1963-64
	Ron Smith, 1968-69
	Vernon Turner, 1991-92
	Arlen Harris, 2003-04
	Dante Hall, 2007-08
	Danny Amendola, 2009-10

## KICKOFF RETURN TOTALS

### Career

171	Drew Hill, 1979-84
169	Ron Brown, 1984-89, 1991
143	Tony Horne, 1998-2000

### Season

66	Danny Amendola, 2009
60	Drew Hill, 1981
57	Tony Horne, 2000

### Season, Rookie

56	Tony Horne, 1998
51	Arlen Harris, 2003
49	David Thompson, 1997

### Game

9	Danny Amendola, at Tennessee, 12/13/09
8	Tony Horne, at Kansas City, 10/22/00
	Chris Johnson, at Indianapolis, 10/17/05
	Derek Stanley, vs. Pittsburgh, 12/20/07
	Danny Amendola, vs. Green Bay, 9/27/09
7	Many times, last by Danny Amendola, vs. Atlanta, 11/21/10

### Game, Opponent

8	DeRon Jenkins, vs. San Diego, 10/1/00
	Bethel Johnson, at Minnesota, 12/31/06
	Pierre Thomas, at New Orleans, 11/11/07
7	Tim Dwight, at Atlanta, 10/17/99
	Dino Philyaw, vs. New Orleans, 11/28/99
	Dino Philyaw, at New Orleans, 12/12/99
	Steve Smith, vs. Carolina, 11/11/01
	Maurice Morris, vs. Seattle, 10/20/02
	Kevin Kasper, vs. Arizona, 12/15/02
6	Many times, last by LaRod Stephens-Howling, vs. Arizona, 12/5/10

## KICKOFF RETURN YARDS

### Career

3,918	Ron Brown, 1984-89, 1991
3,577	Tony Horne, 1998-2000
3,438	Drew Hill, 1979-84

### Season

1,618	Danny Amendola, 2009
1,379	Tony Horne, 2000
1,306	Tony Horne, 1998

### Season, Rookie

1,306	Tony Horne, 1998
1,175	Arlen Harris, 2003
1,110	David Thompson, 1997

### Game

267	Tony Horne, at Kansas City, 10/22/00
229	Derek Stanley, vs. Pittsburgh, 12/20/07
217	Danny Amendola, at Tennessee, 12/13/09

### Game, Opponent

304	Tyrone Hughes, at New Orleans, 10/23/94
294	Wally Triplett, vs. Detroit, 10/29/50
252	Steve Smith, vs. Carolina, 11/11/01

### Longest Kickoff Return

105t	Jon Arnett, vs. Detroit, 10/29/61
	Travis Williams, vs. New Orleans, 12/5/71
103t	Tom Wilson, at Baltimore, 11/25/56
	Tony Horne, vs. Atlanta 10/15/00
102t	Pharoh Cooper, at Jacksonville, 10/15/17
	Tony Horne, vs. Atlanta, 11/29/98
102	Benny Cunningham, vs. TB 12/17/15

### Longest Kickoff Return, Opponent

105t	Abe Woodson, vs. San Francisco, 11/8/53
	Stefan Logan, at Detroit, 10/10/10
104t	Travis Williams, vs. Green Bay, 12/9/67
103t	Russ Craft, vs. Philadelphia, 10/7/50

## KICKOFF RETURN AVERAGE YARDAGE

### Career (Min. 75 returns)

27.1	Benny Cunningham, 2013-present (95-2,575)
26.3	Ron Brown, 1984-89, 91 (149-3,918)
24.7	Tony Horne, 1998-2000 (143-3,575)
23.8	Woodley Lewis, 1950-55 (109-2,575)

### Season (Qualifiers)

33.7	Verda (V.T.) Smith, 1950 (22-742)
32.8	Ron Brown, 1985 (28-918)
31.8	Tom Wilson, 1956 (15-477)

### Season, Rookie (Qualifiers)

31.8	Tom Wilson, 1956 (15-477)
28.0	Jon Arnett, 1957 (18-504)
27.1	Ron Waller, 1955 (17-461)

### Game (3 returns)

51.7	Tommy Wilson, vs. Green Bay, 12/6/59
51.5	Tony Horne, vs. Atlanta, 11/29/98
50.3	Verda (V.T.) Smith, vs. Detroit 10/29/50

### Game, Opponent (3 returns)

73.5	Wally Triplett, vs. Detroit, 10/29/50
52.7	Abe Woodson, vs. San Francisco, 11/8/53
51.8	Joe Scott, at New York Giants, 11/14/78

## KICKOFF RETURN TOUCHDOWNS

### Career

4	Ron Brown, 1984-89, 1991 Tony Horne, 1998-2000
3	Verda (V.T.) Smith, 1949-53 Cullen Bryant, 1973-82, 1987
2	Jon Arnett, 1957-63

### Season

3	Verda (V.T.) Smith, 1950 Ron Brown, 1985
2	Tony Horne, 1999

**1 Many times, last by Pharoh Cooper, 2017**

### Game

†2	Ron Brown, vs. Green Bay, 11/24/85
<b>1</b>	<b>Many times, last by Pharoh Cooper, at Jax, 10/15/17</b>

### Game, Opponent

2	Tyrone Hughes, at New Orleans, 10/23/94 Devin Hester, vs. Chicago, 12/11/06
1	Many times, last by Knile Davis, at Kansas City, 10/16/14

## FIELD GOAL RETURNS

### Longest Field Goal Return

99t	Jerry Williams, vs. Green Bay, 12/16/51
-----	---

### Longest Field Goal Return, Opponent

83t	Kevin Ross, vs. Atlanta, 10/12/95
-----	-----------------------------------

## COMBINED KICK RETURNS - MOST RETURNS

### Career

215	Woodley Lewis, 1950-55
207	Danny Amendola, 2009-12
183	Tavon Austin, 2013-present

### Season

97	Danny Amendola, 2009
90	Danny Amendola, 2010
88	Alvin Haymond, 1970 Todd Kinchen, 1995

## COMBINED KICK RETURNS - YARDS GAINED

### Game

294	Woodley Lewis, at Detroit, 10/18/53
267	Tony Horne, at Kansas City, 10/22/00
262	Dante Hall, at Dallas, 9/30/07

### Game, Opponent

347	Tyrone Hughes, at New Orleans, 10/23/94
294	Wally Triplett, vs. Detroit, 10/29/50
267	Steve Smith, vs. Carolina, 11/11/01

## COMBINED KICK RETURNS - TOUCHDOWNS

### Career

4	Verda (V.T.) Smith, 1949-53 Woodley Lewis, 1950-55 LeRoy Irvin, 1980-89 Henry Ellard, 1983-91 Ron Brown, 1984-89, 1991 Tony Horne, 1998-2000
---	---

3	Jon Arnett, 1957-63 Cullen Bryant, 1973-82, 1987 Eddie Kennison, 1996-1998
2	Fred Gehrke, 1940, 1945-49 Tom Kalmanir, 1949-51 Todd Kinchen, 1992-95 Az-Zahir Hakim, 1998-2001

## COMBINED NET YARDAGE - ATTEMPTS

*Includes rushing, receiving, interception returns, kickoff returns, punt returns, and fumble returns.*

### Career

2,806	Steven Jackson, 2004-12
1,919	Marshall Faulk, 1999-2006
1,648	Eric Dickerson, 1983-87

### Season

442	Eric Dickerson, 1983
436	Steven Jackson, 2006
432	Eric Dickerson, 1986

### Season, Rookie

*442	Eric Dickerson, 1983
320	Jerome Bettis, 1993
<b>250</b>	<b>Todd Gurley II, 2015</b>

### Game

44	Jerome Bettis, vs. Chicago, 1/2/94 (ru 39, re 5)
39	Five times, last by Steven Jackson, vs. Washington, 12/24/06 (ru 33, re 6)
38	Jerome Bettis, at Kansas City, 9/25/94 (ru 35, re 2)

## COMBINED NET YARDAGE - YARDS

### Career

14,311	Isaac Bruce, 1994-2007
13,538	Steven Jackson, 2004-12
12,732	Torry Holt, 1999-2008

### Season

2,429	Marshall Faulk, 1999
2,401	Steven Jackson, 2006
2,259	Eric Dickerson, 1984

### Season, Rookie

2,212	Eric Dickerson, 1983
1,801	Eddie Kennison, 1996
1,673	Jerome Bettis, 1993

### Game

336	Willie Anderson, at New Orleans, 11/26/89
314	Tavon Austin, at Indianapolis, 11/10/13
303	Jim Benton, vs. Detroit, 11/22/45
286	Marshall Faulk, vs. Atlanta, 10/15/00

## INTERCEPTIONS

### Career

46	Ed Meador, 1959-70
37	Nolan Cromwell, 1977-87
34	LeRoy Irvin, 1980-89

### Season

*14	Dick (Night Train) Lane, 1952
12	Woodley Lewis, 1950
11	Will Sherman, 1955

### Season, Rookie

*14	Dick (Night Train) Lane, 1952
12	Woodley Lewis, 1950
9	George Sims, 1949 Don Burroughs, 1955

### Game

3	Many times, last by Keith Lyle, at Atlanta, 12/15/96
<b>2</b>	<b>Many times, last by Kevin Peterson, vs. SF, 12/31/17</b>

### Game, Opponent

4	Dave Baker, vs. San Francisco, 12/4/60
3	Many times, last by Adrian Wilson and Kerry Rhodes, vs. Arizona, 9/12/10
2	Many times, last by Patrick Peterson, at Arizona, 11/9/14

### Consecutive Games Intercepted By

6	Will Sherman, 1954-55
5	Dick (Night Train) Lane, 1952
4	Nolan Cromwell, 1980 Kirk Collins, 1983 Oshiomogho Atogwe, 2007 Trumaine Johnson, 2015

## INTERCEPTION YARDS GAINED

### Career

671	Nolan Cromwell, 1977-87
654	LeRoy Irvin, 1980-89
547	Ed Meador, 1959-70

### Season

298	Dick (Night Train) Lane, 1952
275	Woodley Lewis, 1950
205	Travis Fisher, 2003

### Season, Rookie

298	Dick (Night Train) Lane, 1952
275	Woodley Lewis, 1950
152	Jack Morris, 1958

### Game

107	Aaron Martin, vs. San Francisco, 10/18/64
106	Anthony Parker, vs. Jacksonville, 10/20/96
99	Johnnie Johnson, vs. Green Bay, 9/21/80
	Janoris Jenkins at San Diego, 11/23/14

### Game, Opponent

111	Ace Parker, vs. Brooklyn, 11/17/40
108	Felix Wright, vs. Cleveland, 10/26/87
105	Malcolm Jenkins, at New Orleans, 12/12/10

### Longest Returns

99t	Johnnie Johnson, vs. Green Bay, 9/21/80
99t	Janoris Jenkins, at San Diego, 11/23/14
98t	Alec Ogletree, at Houston, 10/13/13
97t	Herb Rich, vs. Dallas Texans, 11/2/52
	Bobby Smith, vs. San Francisco, 10/18/64
95t	Will Sherman, vs. Green Bay, 12/16/56

### Longest Return, Opponent

101t	Richie Pettibon, at Chicago, 12/9/62
	Henry Carr, vs. New York Giants, 11/13/66
99t	Tim Lewis, at Green Bay, 11/18/84
	Dominique Rodgers-Cromartie, at Arizona, 12/7/08
97t	Reggie Rutland, at Minnesota, 12/15/91

## INTERCEPTION TOUCHDOWNS

### Career

5	Ed Meador, 1959-70
	LeRoy Irvin, 1980-89
	Janoris Jenkins, 2012-2015
4	Jack Pardee, 1957-70
	Jim Youngblood, 1973-84
	Rod Perry, 1975-82
	Nolan Cromwell, 1977-87
	Johnnie Johnson, 1980-89

### Season

3	Monte Jackson, 1976
	Rod Perry, 1978
	Janoris Jenkins, 2012

## FUMBLES - OPPONENTS' FUMBLES RECOVERED

### Career

19	Johnnie Johnson, 1980-89
18	Ed Meador, 1959-70
17	Nolan Cromwell, 1977-87

### Season

5	Andy Robustelli, 1955
	Bill Jabko, 1959
	Ed Meador, 1961
	Johnnie Johnson, 1981
	Brian Young, 2003

4	Many times, last by Anthony Parker, 1995
3	Many times, last by William Hayes, 2013

### Longest Fumble Return

98t	Toby Wright, at New Orleans, 10/23/94
94t	Keith Lyle, at Atlanta, 9/24/00
93t	Adam Archuleta, vs. Tampa Bay, 10/18/04

### Longest Fumble Return, Opponent

85t	Eric Hill, vs. Phoenix, 9/1/91
84t	Larry Brink, vs. Chicago Bears, 11/28/54
82t	Donnie Edwards, vs. San Diego, 11/10/02

## FUMBLES - OPPONENTS' FUMBLES RET. FOR TD

### Career

2	Jack Dwyer, 1952-54
	Toby Wright, 1994-97
	Leonard Little, 1998

1

Mike Jones, 1997-2000  
Devin Bush, 1999-2001  
Dre' Bly, 1999-2002  
Aeneas Williams, 2001-04  
Adam Archuleta, 2001-05  
Victor Adeyanju, 2006  
Oshiomogho Atogwe, 2008  
Janoris Jenkins, 2012  
*Daren Bates, 2013*  
Chris Long, 2013  
Robert Quinn, 2013  
Rodney McLeod, 2015  
Akeem Ayers, 2015  
**Ethan Westbrooks, 2016**

## SACKS

### Career (Unofficial)

159.5	David (Deacon) Jones, 1961-71
151.5	Jack Youngblood, 1971-84
94.0	Merlin Olsen, 1962-76

### Season

22.0	David (Deacon) Jones, 1964
	David (Deacon) Jones, 1968
19.0	Robert Quinn, 2013
18.0	Jack Youngblood, 1979
17.0	Kevin Carter, 1999

### Season, Rookie

<b>9.0</b>	<b>Aaron Donald, 2014</b>
8.0	David (Deacon) Jones, 1961
6.0	Kevin Carter, 1995
5.0	Sean Gilbert, 1992
	Robert Quinn, 2011

### Game

5.0	Gary Jeter, at Los Angeles Raiders, 9/18/88
4.5	Kevin Greene, at San Francisco, 12/18/88
4.0	Sean Gilbert, vs. Pittsburgh, 9/12/93
	Leonard Little, vs. Minnesota, 11/30/03

**3.0 Many Times, last Aaron Donald, at Seattle, 12/17/17**

### Game, Opponent

4.0	Edmund Nelson, vs. Pittsburgh, 9/16/84
	Roy Barker, vs. San Francisco 10/25/98
	Darryl Tapp, at Seattle 10/21/07
3.0	Many times, last by Chris Clemons, vs. Seattle, 11/20/11
2.5	John Rade, at Atlanta, 11/17/85
	Reggie White, at Green Bay, 9/3/95
	Kevin Greene, vs. Carolina 11/17/96
	DaShon Polk, at Houston 11/27/05
	Bryant Young, at San Francisco 11/18/07
	Brian Orakpo, vs. Washington, 10/2/11
	Isreal Idonije, at Chicago, 9/23/12

## TACKLES - COMBINED TACKLES

### Career

1,015	James Laurinaitis, 2009-2015
915	Merlin Olsen, 1962-76
897	Jack Reynolds, 1970-80
896	David (Deacon) Jones, 1961-71

### Season

193	London Fletcher, 2000
189	London Fletcher, 2001
185	Jim Collins, 1984

## BLOCKED PUNTS

### Career

10	Ed Meador, 1959-70
8	Jack Youngblood, 1971-84
	David (Deacon) Jones, 1961-71
6	Ivory Sully, 1979-84
	Nolan Cromwell, 1977-87

### Season

4	Ed Meador, 1964
3	Ed Meador, 1962
	Irv Cross, 1966
	Tony Guillory 1967
	Nolan Cromwell, 1987

# TEAM RECORDS



## GAMES WON

<b>Most Consecutive Games Won (Including postseason)</b>	
11	1969
8	1952, 1967, 2001
7	1978, 1985, 1999, 2003
<b>Most Games Won, Season (Regular Season)</b>	
14	2001
13	1999
12	1973, 1975, 1978, 2003
<b>Most Consecutive Games Won, Season (Including postseason)</b>	
11	1969
8	1952, 1967, 2001
7	1978, 1985, 1999, 2003
<b>Most Consecutive Home Games Won (Regular Season)</b>	
15	2002-04
13	1998-2000
11	1973-74, 1976-78
<b>Most Consecutive Road Games Won (Regular Season)</b>	
9	2000-02
7	1967-68
	1968-69
	1975-76
5	1988

## GAMES LOST

<b>Most Consecutive Games Lost (Regular Season)</b>	
17	2008-09
12	1937-38, 1959-60
11	1991-92
<b>Most Consecutive Home Games Lost (Regular Season)</b>	
14	2008-10
11	1961-63
8	1997-98
<b>Most Consecutive Away Games Lost (Regular Season)</b>	
12	1991-92
10	1961-62
9	1956-57, 1964-65, 2008-09

## SCORING

<b>Most Points, Season</b>	
540	2000
526	1999
503	2001
<b>Most Points, Opponent, Season</b>	
471	2000
465	2008
438	2007
<b>Fewest Points, Season</b>	
75	1937
116	1941
131	1938
<b>Fewest Points, Opponent, Season</b>	
135	1975
136	1945
146	1977
<b>Most Points, Game</b>	
70	vs. Baltimore, 10/22/50
65	vs. Detroit, 10/29/50
59	vs. Atlanta, 12/4/76
	vs. Atlanta, 11/10/96
<b>Most Points, Opponent, Game</b>	
56	at Philadelphia, 10/8/50
	at Baltimore, 11/25/56
54	at Kansas City, 10/22/00
52	vs. Chicago, 10/13/63
<b>Most Points, Both Teams, Game</b>	
97	Rams 70, Baltimore 27, 10/22/50
89	Rams 52, New York Giants 37, 11/14/48
	Rams 65, Detroit 24, 10/29/50
88	Rams 57, vs. San Diego 31 10/1/00
	at Kansas City 54, Rams 34, 10/22/00
<b>Fewest Points, Both Teams, Game</b>	
6	Many times, last at New Orleans 6, Rams 0, 11/9/86
7	vs. Chicago Cardinals 7, Rams 0, 11/23/41
	at Chicago Cardinals 7, Rams 0, 9/13/42

9	at Green Bay 6, Rams 3, 11/14/65
	Rams 9, at Cleveland 0, 11/27/77
<b>Most Points Overcome to Win Game</b>	
24	at Tampa Bay, 12/6/92, (trailed 3-27, won 31-27)
22	at Green Bay, 10/12/52, (trailed 6-28, won 30-28)
21	at Green Bay, 11/17/57, (trailed 3-24, won 31-27)
	at Houston, 11/27/05, (trailed 3-24, won 33-27)
<b>Most Points, Opponent, Overcome to Win Game</b>	
23	at Green Bay, 9/12/82, (trailed 23-0, won 35-23)
21	vs. Denver, 12/12/82, (trailed 21-0, won 27-24)
	vs. Dallas, 9/21/14, (trailed 21-0, won 34-31)
18	vs. New Orleans, 10/28/01, (trailed 24-6, won 34-31)
<b>Most Points Overcome to Tie Game</b>	
28	vs. Philadelphia, 10/3/48, (trailed 0-28, tied 28-28)
17	at Chicago Cardinals, 11/15/53, (trailed 17-0, tied 24-24)
14	at Chicago Bears, 10/13/46, (trailed 24-10, tied 24-24)
	at Chicago Cardinals, 11/20/49, (trailed 28-14, tied 28-28)
	at Minnesota, 11/25/62, (trailed 24-10, tied 24-24)
<b>Most Points, First Half</b>	
44	vs. Green Bay, 9/21/80
38	vs. Green Bay, 9/24/89
	vs. Oakland, 11/30/14
36	vs. St. Louis, 12/15/85
<b>Most Points, Opponent, First Half</b>	
42	at Baltimore, 11/25/56
40	at New York Jets, 11/9/08
38	at San Francisco, 10/28/51
<b>Most Points, Both Teams, First Half</b>	
55	vs. New York Yanks, 11/18/51 (Rams 34, Yanks 21)
	vs. Detroit, 10/30/60 (Rams 34, Lions 21)
51	vs. Green Bay, 9/21/80 (Rams 44, Packers 7)
50	vs. Atlanta, 10/15/00 (Rams 29, Falcons 21)
<b>Most Points, Second Half</b>	
41	vs. Detroit, 10/29/50
38	vs. Chicago, 11/4/51
35	vs. Baltimore, 10/22/50
	vs. Green Bay, 12/3/50
	vs. Atlanta, 12/4/76
<b>Most Points, Opponent, Second Half</b>	
35	vs. Minnesota, 11/17/72
	at Green Bay, 9/12/82
33	vs. St. Louis, 9/23/60
31	vs. Cleveland, 10/7/51
	vs. San Francisco, 10/23/83
	vs. Green Bay, 9/24/89
<b>Most Points, Both Teams, Second Half</b>	
56	vs. Minnesota, 11/17/72 (Vikings 35, Rams 21)
55	vs. Detroit, 10/29/50 (Rams 41, Lions 14)
	at New York Giants, 11/19/50 (Giants 28, Rams 27)
52	at New York Giants, 11/14/48 (Rams 31, Giants 21)
	vs. Chicago Cardinals, 11/11/51 (Rams 38, Cardinals 14)
<b>Most Points, First Quarter</b>	
26	vs. Green Bay, 12/12/53
24	vs. Seattle, 10/31/76
	vs. New England, 11/2/80
21	Many times, last vs. Oakland, 11/30/14
<b>Most Points, Opponent, First Quarter</b>	
28	at Oakland, 10/29/72
21	Twice, last vs. Baltimore, 9/25/11
20	at Kansas City, 10/22/00
<b>Most Points, Both Teams, First Quarter</b>	
34	vs. Baltimore, 10/22/50 (Rams 21, Colts 13)
33	vs. Green Bay, 12/12/53 (Rams 26, Packers 7)
28	vs. New Orleans, 12/5/71 (Rams 21, Saints 7)
	at Oakland, 10/29/72 (Raiders 28, Rams 0)
	vs. Dallas, 10/19/08 (Rams 21, Cowboys 7)
	vs. Chicago, 11/24/13 (Rams 21, Bears 7)
<b>Most Points, Second Quarter</b>	
37	vs. Green Bay, 9/21/80
28	at New Orleans, 10/7/79
	at Atlanta, 12/9/79
	vs. Green Bay, 9/24/89

\*NFL Record  
†Ties NFL Record



**Most Safeties, Game, Opponent**

2 at San Francisco, 9/8/96  
 1 Many times, last vs. Arizona, 12/8/13


**FIRST DOWNS**
**Most First Downs, Season**

380 2000  
 357 2001  
 335 1999, 2003

**Most First Downs, Opponent, Season**

337 2013  
 333 1994  
 2009  
 329 1996

**Fewest First Downs, Season**

88 1937  
 101 1938  
 103 1942

**Fewest First Downs, Opponent, Season**

116 1944  
 124 1939  
 129 1945

**Most First Downs, Game**

38 vs. New York Giants, 11/13/66  
 34 vs. New York Yanks, 9/28/51  
 vs. Arizona, 9/28/03  
 33 vs. Green Bay, 12/16/56  
**vs. Los Angeles Chargers, 9/23/18**

**Most First Downs, Opponent, Game**

36 vs. Jacksonville, 10/20/96  
 32 at San Francisco, 11/20/94  
 30 vs. Phoenix, 10/2/88  
 30 vs. Chicago, 11/24/13, vs. New Orleans 12/15/13, vs. Tampa Bay 12/17/15

**Most First Downs, Both Teams, Game**

58 vs. Chicago Bears, 10/24/54 (Rams 30, Bears 28)  
 57 at New York Yanks, 11/19/50 (Rams 32, Yanks 25)  
 55 vs. Buffalo, 12/10/95 (Bills 28, Rams 27)  
 vs. Minnesota, 12/10/00 (Rams 32, Vikings 23)

**Fewest First Downs, Game**

2 vs. Washington, 11/21/37  
 3 Four times, last at Detroit, 9/24/40  
 4 Four times, last at Detroit, 12/14/69

**Fewest First Downs, Opponent, Game**

1 at Seattle, 11/4/79  
 2 vs. Atlanta, 9/23/73  
 4 vs. Chicago Cardinals, 9/17/38  
 vs. Chicago Cardinals, 10/22/39

**Fewest First Downs, Both Teams, Game**

12 vs. Chicago Cards, 10/3/37 (Rams 3, Cardinals 9)  
 13 at Detroit, 10/15/44 (Rams 7, Lions 7)  
 15 Many times, last at San Francisco, 11/21/76 (Rams 8, 49ers 7)

**Most First Downs, Rushing, Season**

177 1973  
 148 1983  
 144 1980

**Fewest First Downs, Rushing, Season**

†36 1942  
 51 1944  
 61 1982

**Fewest First Downs, Rushing, Opponent, Season**

53 1999  
 63 1966  
 64 1966, 1970

**Most First Downs, Rushing, Game**

21 at New Orleans, 11/25/73  
 19 vs. Atlanta, 12/4/76  
 18 Three times, last at Seattle, 11/4/79

**Most First Downs, Rushing, Game, Opponent**

20 at Washington, 11/25/51  
 18 vs. New Orleans, 12/16/79  
 vs. Detroit, 9/7/80  
 17 at Detroit, 10/12/58

**Fewest First Downs, Rushing, Game**

0 at San Francisco, 12/6/64  
 vs. New York Jets, 11/15/70  
 at Detroit, 11/17/91  
 at Kansas City, 12/8/02  
 1 Many times, last vs. Seattle, 11/20/11

**Fewest First Downs, Rushing, Opponent, Game**

0 Many Times, last at Indianapolis, 11/10/13  
 1 Many Times, last at San Francisco, 11/18/07  
 2 Many times, last vs. Oakland, 11/30/14

**Most First Downs, Passing, Season**

247 2000  
 236 2001  
 219 2002

**Most First Downs, Passing, Opponent, Season**

203 2013  
 198 1944  
 197 2012

**Fewest First Downs, Passing, Season**

23 1937  
 43 1944  
 44 1941

**Fewest First Downs, Passing, Opponent, Season**

28 1937  
 41 1938, 1944  
 43 1939

**Most First Downs, Passing, Game**

23 vs. Minnesota, 12/16/12  
 22 at New York Giants, 10/2/05  
 21 Many times, last vs. San Diego, 10/1/00  
 20 Many times, last at New Orleans, 11/11/07

**Most First Downs, Opponent, Passing, Game**

24 vs. Jacksonville, 10/20/96, vs. New Orleans 12/15/13  
 23 at Detroit Lions, 9/9/12  
 20 at San Francisco, 10/3/04

**Fewest First Downs, Passing, Game**

0 at San Francisco, 10/10/71  
 1 Many times, last vs. Detroit, 10/19/86  
 2 Many times, last at New Orleans, 9/15/91

**Fewest First Downs, Passing, Opponent, Game**

0 at Pittsburgh, 11/13/49  
 vs. Atlanta, 9/23/73  
 1 Many times, last at Seattle, 11/4/79  
 2 Many times, last vs. Atlanta, 10/26/86

**Most First Downs, Penalty, Season**

36 1998  
 35 2013  
 31 1990  
 29 1981, 2010, 2011, 2017

**Most First Downs, Penalty, Opponent, Season**

47 2013  
 40 2016  
 35 1997

**Fewest First Downs, Penalty, Season**

5 1953  
 6 1938  
 7 1940, 1942

**Fewest First Downs, Penalty, Opponent, Season**

4 1938, 1940  
 5 1937  
 6 1944


**NET YARDS GAINED - RUSHING/PASSING**
**Most Yards Gained, Season**

\*7,075 2000  
 6,690 2001  
 6,412 1999

**Most Yards Gained, Opponent, Season**

5,965 2009  
 5,950 2008  
 5,885 2015

**Fewest Yards Gained, Season**

1,794 1937  
 2,253 1938  
 2,286 1941

**Fewest Yards Gained, Opponent, Season**

2,519 1945  
 2,717 1937  
 2,785 1939

**Most Yards Gained, Game**

735 vs. New York Yanks, 9/28/51  
 614 vs. San Diego, 10/1/00  
 613 at New York Yanks, 11/19/50

**Most Yards Gained, Opponent, Game**

582 vs. Cincinnati, 10/7/90  
 574 at Baltimore, 11/25/56

541 at Green Bay, 10/18/42  
**Most Yards Gained, Both Teams, Game**  
 \*1,113 at New York Yanks, 11/19/50 (Rams 636, Yanks 497)  
 995 vs. San Diego, 10/1/00 (Rams 614, Chargers 381)  
 937 vs. Denver, 9/4/00 (Rams 514, Broncos 424)

**Fewest Yards Gained, Game**  
 58 at Chicago Bears, 11/29/42  
 81 vs. Chicago Cards 10/3/37  
 86 vs. Washington, 11/21/37

**Fewest Yards Gained, Opponent, Game**  
 \*-7 at Seattle, 11/4/79  
 63 vs. Green Bay, 10/21/73  
 68 at Chicago Cards, 10/22/39

**Most Consecutive Games, 300 or More Yards**  
 30 2000-02  
 29 1949-51  
 22 1999-2000

## RUSHING ATTEMPTS

### Most Rushing Attempts, Season

659 1973  
 621 1977  
 615 1980

### Most Rushing Attempts, Game

65 at Minnesota, 9/19/76  
 63 at Seattle, 11/4/79  
 61 vs. New Orleans, 10/16/77

## RUSHING YARDS

### Most Yards Gained Rushing, Season

2,925 1973  
 2,864 1984  
 2,799 1980

### Most Yards Gained Rushing, Opponent, Season

2,475 2008  
 2,440 1961  
 2,427 2011

### Fewest Yards Gained Rushing, Season

798 1938  
 875 1942  
 929 1941

### Fewest Yards Gained Rushing, Opponent, Season

1,119 1967  
 1,189 1999  
 1,202 1982

### Most Yards Gained Rushing, Game

371 at New York Yanks, 11/18/51  
 340 at New Orleans, 11/25/73  
 337 vs. Carolina, 11/11/01

### Most Yards Gained Rushing, Opponent, Game

352 at Washington, 11/25/51  
 330 at Cleveland, 11/24/57  
 vs. Detroit, 9/7/80  
 307 vs. New Orleans, 11/18/81

### Most Yards Gained Rushing, Both Teams, Game

\*595 vs. New York Yanks, 11/18/50 (Rams 371, Yanks 224)  
 548 vs. Minnesota 11/5/61 (Rams 295, Vikings 253)  
 506 at Green Bay, 10/22/44 (Packers 294, Rams 212)

### Fewest Yards Gained Rushing, Game

-29 at Washington, 10/11/42  
 6 vs. Arizona, 11/20/05  
 10 at Chicago Bears, 11/29/42

### Fewest Yards Gained Rushing, Opponent, Game

1 vs. Chicago Bears, 10/26/52  
 6 vs. New York Giants, 11/12/89  
 8 vs. New York Giants, 9/30/84

### Fewest Yards Gained Rushing, Both Teams, Game

62 at San Francisco, 12/6/64 (Rams 15, 49ers 47)  
 78 at Detroit, 11/7/99 (Rams 57, Detroit 21)  
 82 vs. New Orleans, 9/6/98 (Rams 47, New Orleans 35)

## RUSHING TOUCHDOWNS

### Most Touchdowns Rushing, Season

28 1950  
 26 2000  
 24 1954

### Most Touchdowns Rushing, Opponent, Season

26 1961, 2008  
 24 2009  
 22 1992, 1996, 2005

## Most Touchdowns, Rushing, Game

7 vs. Atlanta, 12/4/76  
 6 vs. New York Yanks, 11/18/51  
 5 vs. Chicago, 10/24/54  
 at Detroit, 10/12/58  
 vs. Minnesota, 12/10/00

## Most Touchdowns, Rushing, Opponent, Game

6 vs. Cleveland, 11/24/57  
 5 vs. Detroit, 10/30/60  
 vs. Detroit, 9/7/80  
 at Pittsburgh, 11/3/96  
 4 Many times, last at Indianapolis, 10/17/05

## Most Touchdowns Rushing, Both Teams, Game

8 vs. New York Yanks, 11/18/51 (Rams 6, Yanks 2)  
 7 at Cleveland, 11/24/57 (Rams 1, Browns 6)  
 at Detroit, 10/12/58 (Rams 5, Lions 2)  
 vs. Atlanta, 12/4/76 (Rams 7, Falcons 0)  
 vs. Detroit, 9/7/80 (Rams 2, Lions 5)  
 6 Many times, last at Tampa Bay, 12/18/00 (Rams 3, Buccaneers 3)

## PASSING ATTEMPTS

### Most Passes Attempted, Season

635 2002  
 632 1995  
 600 2003

### Fewest Passes Attempted, Season

168 1937  
 199 1945  
 208 1944

### Most Passes Attempted, Game

62 at New York Giants, 10/2/05  
 61 vs. Buffalo, 12/10/95  
 56 at San Francisco, 9/11/05

### Most Passes Attempted, Opponent, Game

64 vs. Philadelphia, 11/6/49  
 58 at Arizona, 9/29/96  
 vs. Atlanta, 12/2/07  
 at Tampa Bay, 9/25/16

### Most Passes Attempted, Both Teams, Game

97 vs. Chicago, 12/26/99 (Bears 55, Rams 42)  
 at New York Giants, 10/2/05 (Rams 62, Giants 35)  
 96 vs. Cardinals, 9/12/10 (Cardinals 41, Rams 55)  
 93 vs. Atlanta, 12/2/07 (Rams 35, Atlanta 58)

### Fewest Passes Attempted, Game

4 vs. Detroit, 9/10/37  
 6 vs. Chicago Cards, 11/5/39  
 at New York Giants, 11/10/40  
 8 vs. Chicago Bears, 10/9/38  
 at San Francisco, 11/21/76

### Fewest Passes Attempted, Opponent, Game

†0 vs. Detroit, 9/10/37  
 at Pittsburgh, 11/13/49  
 6 at Brooklyn, 9/20/39  
 7 vs. Chicago Cards, 11/5/39  
 vs. Baltimore, 12/18/65

### Fewest Passes Attempted, Both Teams, Game

4 vs. Detroit, 9/10/37 (Rams 4, Lions 0)  
 24 vs. Atlanta, 9/23/73 (Rams 15, Falcons 9)  
 25 Many times, last at Pittsburgh, 11/13/49 (Rams 25, Steelers 0)

## PASSING COMPLETIONS

### Most Passes Completed, Season

408 2002  
 392 2005  
 380 2000

### Most Passes Completed, Game

40 at New York Giants, 10/2/05  
 36 vs. San Diego, 11/10/02  
 35 vs. San Francisco, 10/27/85  
 at Seattle, 9/10/00  
 at Green Bay, 11/29/04  
 vs. Minnesota, 12/16/12

### Most Passes Completed, Opponent, Game

37 at New York Jets, 9/25/83  
 vs. Jacksonville, 10/20/96  
 at Arizona, 9/29/96  
 vs. New England, 11/16/86  
 vs. Chicago, 11/24/13

	at Tampa Bay, 9/25/16
34	at St. Louis, 11/4/84
<b>Most Passes Completed, Both Teams, Game</b>	
65	at Atlanta, 9/15/13 (Falcons 31, Rams 24)
60	at Philadelphia, 9/9/01 (Rams 28, Eagles 32)
59	vs. Chicago, 12/26/99 (Rams 27, Bears 32)
	at New York Giants, 10/2/05 (Rams 40, Giants 19)
<b>Fewest Passes Completed, Game</b>	
1	Many times, last at New York Giants, 11/10/40
2	at San Francisco, 10/10/71
3	Many times, last at San Francisco, 11/21/76
<b>Fewest Passes Completed, Opponent, Game</b>	
†0	vs. Pittsburgh, 11/13/49
2	Many times, last at Seattle, 11/4/79
3	Many times, last at Chicago, 9/24/72
<b>Fewest Passes Completed, Both Teams, Game</b>	
1	vs. Detroit, 9/10/37 (Rams 1, Lions 0)
4	vs. Chicago Bears, 10/9/38 (Rams 1, Bears 3)
6	vs. Chicago Cards, 10/3/37 (Rams 3, Cardinals 3)
	vs. Pittsburgh, 10/29/39 (Rams 1, Steelers 5)

## PASSING YARDS

<b>Most Yards Gained, Passing, Season</b>	
*5,492	2000
4,903	2001
4,480	2002
<b>Most Yards Gained, Passing, Opponent, Season</b>	
4,085	2000
4,024	1989
3,913	2009
<b>Fewest Yards Gained, Passing, Season</b>	
839	1937
1,261	1944
1,352	1941
<b>Fewest Yards Gained, Passing, Opponent, Season</b>	
883	1937
1,248	1938
1,249	1939
<b>Most Yards Gained, Passing, Game</b>	
541	vs. New York Yanks, 9/28/51
506	vs. Chicago, 12/26/82
453	vs. San Diego, 11/10/02
<b>Most Yards Gained, Passing, Opponent, Game</b>	
483	vs. Cincinnati, 10/7/90
475	vs. San Francisco, 11/28/93
439	vs. San Francisco, 12/11/89
<b>Most Yards Gained, Passing, Both Teams, Game</b>	
847	vs. Cincinnati, 10/7/90 (Rams 364, Bengals 483)
784	vs. San Diego, 10/1/00 (Rams 451, Chargers 333)
769	vs. Chicago 12/26/82 (Rams 506, Bears 263)
<b>Fewest Yards Gained, Passing, Game</b>	
-18	at San Francisco, 10/10/71
-5	at Dallas Texans, 11/9/52
18	vs. Pittsburgh, 10/29/39
<b>Fewest Yards Gained, Passing, Opponent, Game</b>	
-30	at Seattle, 11/4/79
-1	at Green Bay, 10/13/74
0	vs. Detroit, 9/10/37
	at Pittsburgh, 11/13/49
<b>Fewest Yards Gained, Passing, Both Teams, Game</b>	
20	vs. Detroit, 9/10/37 (Rams 20, Lions 0)
28	at Dallas Texans, 11/9/52 (Rams -5, Texans 33)
44	at San Francisco, 11/21/76 (Rams 26, 49ers 18)

## PASSING COMPLETION PERCENTAGE

<b>Highest Completion Percentage, Season</b>	
68.8	2001
66.2	2012
65.4	2005
<b>Highest Completion Percentage, Opponent, Season</b>	
68.1	2013
66.8	2015
65.7	2012
64.9	2016
<b>Highest Completion Percentage, Game (10 att.)</b>	
88.9	at San Francisco, 11/7/54
87.0	vs. San Francisco, 10/10/99
86.3	vs. Seattle, 10/19/14
<b>Highest Completion Percentage, Opponent, Game (10 att.)</b>	
91.3	vs. Cleveland, 12/26/93

85.7	at Kansas City, 10/27/14
84.3	at Arizona, 12/9/13

## PASSES HAD INTERCEPTED

<b>Fewest Passes Had Intercepted, Season</b>	
7	1969, 2017
8	2006
10	2011
<b>Most Passes Had Intercepted, Season</b>	
35	1941
34	1938
32	1981
<b>Most Passes Had Intercepted, Game</b>	
7	Many times, last vs. Detroit, 10/26/58
6	Many times, last at Carolina, 12/12/04
5	Many times, last at Tennessee, 12/13/09

## PASSING TOUCHDOWNS

<b>Most Touchdowns, Passing, Season</b>	
42	1999
37	2000, 2001
31	1950, 1980, 1988
<b>Most Touchdowns, Passing, Game</b>	
6	vs. New York Bulldogs, 11/27/49
	vs. Washington, 12/11/49
	vs. Detroit, 10/29/50
5	Many times, last vs. San Diego, 10/1/00
4	Many times, last vs. Tennessee, 12/24/17
<b>Most Touchdowns, Passing, Opponent, Game</b>	
5	vs. St. Louis, 9/23/60
	vs. Chicago, 10/13/63
	vs. Miami, 12/14/86
	at San Francisco, 12/27/87
	at New Orleans, 11/27/16
4	Many times, last vs. New England, 10/28/12
3	Many times, last at Green Bay, 10/16/11

## SACKS

<b>Most Sacks, Season</b>	
57	1999
56	1980, 1985, 1988
53	1970, 2013
<b>Fewest Sacks, Season</b>	
17	1991
18	1982
25	2009
26	1994
<b>Most Sacks, Game</b>	
10	vs. Atlanta, 9/28/69
	vs. San Diego, 10/4/70
9	Many times, last vs. Arizona, 10/4/12
8	Three times, last vs. Minnesota, 11/30/03
<b>Most Sacks, Opponent, Game</b>	
11	at Baltimore, 11/22/64
10	at San Francisco, 12/6/74
	vs. San Francisco, 10/11/76
9	at New Orleans, 12/1/85
<b>Most Sacks, Both Teams, Game</b>	
16	at Baltimore, 11/22/64 (Rams 5, Colts 11)
14	at New Orleans, 10/24/76 (Rams 9, Saints 5)
13	vs. Tampa Bay, 11/5/78 (Rams 9, Buccaneers 4)

## INTERCEPTIONS

<b>Most Interceptions, Season</b>	
38	1952
32	1967, 1976
31	1950, 1955
<b>Most Interceptions, Game</b>	
7	vs. Detroit, 11/26/44
	vs. Green Bay, 11/11/45
	at Chicago Bears, 10/9/49
	vs. San Francisco, 10/18/64
6	at Pittsburgh, 12/4/38
	at New York Yanks, 11/19/50
	at Dallas, 11/9/52
	at Kansas City, 10/20/85
	at Atlanta, 12/15/96
5	Many times, last at Tennessee, 12/13/09

**INTERCEPTION RETURN YARDS GAINED****Most Yards, Season**

712 1952  
567 1999  
546 1980

**Most Yards, Opponent, Season**

518 1952  
497 1995  
492 2002

**Fewest Yards, Season**

5 1959  
15 1938  
24 1939

**Fewest Yards, Opponent, Season**

27 1938  
40 1969  
61 1939

**Most Yards, Game**

314 vs. San Francisco, 10/18/64  
225 vs. Green Bay, 9/21/80  
177 vs. Jacksonville, 10/20/96

**Most Yards, Opponent, Game**

182 vs. Dallas Texans, 11/2/52  
171 at San Francisco, 11/26/95  
149 at Chicago, 10/11/64

**Most Yards, Both Teams, Game**

338 vs. San Francisco, 10/18/64 (Rams 314, 49ers 24)  
308 vs. Dallas Texans, 11/2/52 (Rams 126, Texans 182)

244 vs. Detroit, 11/1/53 (Rams 129, Lions 115)

**Most Touchdowns By Interceptions, Both Teams, Game**

3 vs. Detroit, 11/1/53 (Rams 2, Lions 1)  
at Arizona, 12/30/07 (Rams 1, Cardinals 2)  
2 Many times, last vs. Indianapolis, 9/10/17 (Rams 2)

**PUNTING****Most Punts, Season**

106 2011  
98 1986  
2016  
96 2015

**Most Punts, Opponents, Season**

108 1979  
104 1978  
96 1986  
2016

**Most Punts, Game**

12 vs. Chicago Bears, 10/9/38  
vs. Green Bay, 11/26/39  
at New York, 11/10/40  
at San Francisco, 11/21/76  
11 Many times, last at San Francisco, 1/3/10  
10 Many times, last at San Francisco, 9/12/16

**Most Punts, Opponent, Game**

14 vs. New York Yanks, 9/28/51  
12 Three times, last vs. Chicago Cardinals, 11/23/41  
11 Many times, last at Seattle, 11/4/79

**AVERAGE PUNT YARDAGE****Highest Average Distance, Punting, Season**

49.6 2008  
47.9 2015, 2017  
47.8 2016

**Highest Average Distance, Punting, Game (4 punts)**

56.9 vs. Arizona, 10/4/12  
56.4 vs. Philadelphia, 12/10/17  
56.2 vs. Buffalo, 9/28/08

**Highest Avg. Distance, Punting, Opponent, Game (4 punts)**

57.3 at Chicago Bears, 11/16/52  
55.8 at Detroit 10/10/54  
55.3 at Washington, 10/26/41

**PUNT RETURNS****Most Punt Returns, Season**

67 1978  
62 1970  
58 1969, 1979

**Most Punt Returns, Opponents, Season**

60 1963, 1997  
59 1979  
58 1998

**Fewest Punt Returns, Season**

14 1961  
19 1993  
22 1982

**Fewest Punt Returns, Opponent, Season**

17 2001  
22 1972  
23 1999

**Most Punt Returns, Game**

8 Many times, last at San Francisco, 10/25/81  
7 Many times, last vs. Atlanta, 12/11/16  
6 Many times, last vs. San Francisco, 9/7/97

**Most Punt Returns, Opponent, Game**

9 vs. Baltimore, 11/22/64  
vs. Minnesota, 12/2/79  
at Philadelphia, 9/7/08

8 at Detroit, 9/27/42

at Chicago Bears, 11/29/42

7 Many times, last vs. Seattle, 11/20/11

**Most Punt Returns, Both Teams, Game**

15 at Detroit, 9/27/42 (Rams 7, Lions 8)

at Baltimore, 11/27/66 (Rams 8, Colts 7)

at Atlanta, 9/12/76 (Rams 7, Falcons 7)

13 vs. Chicago, 11/23/75 (Rams 7, Bears 6)

at Atlanta, 9/18/77 (Rams 8, Falcons 5)

at Tampa Bay, 9/23/79 (Rams 7, Buccaneers 6)

vs. Minnesota, 12/2/79 (Rams 4, Vikings 9)

**Most Touchdowns, Punt Returns, Season**

3 1981  
2 1947, 1949, 1952, 1984, 1992, 1996  
1 1998, 1999, 2000, 2007, 2011, 2013, 2014, 2015

**Most Touchdowns, Punt Returns, Opponent, Season**

3 1951, 1994  
2 1993, 2002, 2003, 2011

**Most Touchdowns, Punt Returns, Game**

†2 at Atlanta, 10/11/81  
vs. Atlanta, 12/27/92

**Most Touchdowns, Punt Returns, Game, Opponent**

2 at Detroit, 10/14/51  
1 Many times, last vs. San Francisco, 12/26/19

**FAIR CATCHES****Most Fair Catches, Season**

25 1998, 1999, 2011  
24 1989, 2011  
23 1997, 2005

**Most Fair Catches, Opponent, Season**

40 2016  
30 1968, 1986  
28 2011  
25 2015

**Most Fair Catches, Game**

4 Many times, last vs. Seattle, 11/20/11  
3 Many times, last at New York Jets 11/13/16  
2 Many times, last vs. Miami 11/20/16

**Most Fair Catches, Opponent, Game**

7 at San Francisco, 9/12/16  
5 Four times, last at San Francisco, 11/14/10  
4 Many times, last at Pittsburgh, 12/2/11

**Most Fair Catches, Both Teams, Game**

10 at San Francisco, 9/12/16 (Rams 3, 49ers 7)  
8 at Baltimore, 11/8/71 (Rams 3, Colts 5)  
7 Many times, last at SF, 11/14/10 (Rams 2, 49ers 5)

**PUNT RETURN YARDS GAINED****Most Yards, Punt Returns, Season**

711 1978  
676 1981  
640 1947

**Most Yards, Punt Returns, Opponent, Season**

681 1963  
652 1998  
637 1994

**Fewest Yards, Punt Returns, Season**

79 2013  
102 1993  
129 1960  
143 2004

**Fewest Yards, Punt Returns, Opponent, Season**

55 1972

67	1971
116	1977
<b>Most Yards, Punt Returns, Game</b>	
219	at Atlanta, 10/11/81
166	at San Francisco, 10/25/81
147	at Cincinnati 10/3/99
<b>Most Yards, Punt Returns, Opponents, Game</b>	
155	vs. Washington, 9/21/63
148	at Buffalo, 11/21/04
141	at Green Bay, 10/9/94
<b>Most Yards, Punt Returns, Both Teams, Game</b>	
*282	at Atlanta, 10/11/81 (Rams 219, Falcons 63)
198	at Chicago Bears, 10/10/48 (Rams 69, Bears 129)
189	at Kansas City, 12/8/02 (Rams 94, Chiefs 95)

## KICKOFF RETURNS

<b>Most Kickoff Returns, Season</b>	
84	2004
82	2007
80	2008
<b>Most Kickoff Returns, Opponent, Season</b>	
86	2001
85	1999
84	1989
<b>Fewest Kickoff Returns, Season</b>	
26	1945
33	1977
34	1975, 2015
<b>Fewest Kickoff Returns, Opponent, Season</b>	
19	1941
22	2016
23	2017
<b>Most Kickoff Returns, Game</b>	
9	vs. New Orleans, 10/28/01 at Tennessee, 12/13/09 at Detroit, 10/10/10
8	Many times, last vs. Pittsburgh, 12/20/07
7	Many times, last vs. Atlanta, 11/21/10
<b>Most Kickoff Returns, Opponent, Game</b>	
9	vs. San Diego, 10/1/00
8	Many times, last vs. Green Bay, 9/27/09
7	Many times, last vs. Indianapolis, 10/25/09
<b>Most Kickoff Returns, Both Teams, Game</b>	
15	vs. New Orleans, 10/28/01 (Rams 9, Saints 6)
14	vs. Chicago Bears, 10/24/54 (Rams 7, Bears 7) at San Francisco, 11/7/54 (Rams 7, 49ers 7) at New Orleans, 10/23/94 (Rams 7, Saints 7) vs. San Diego, 10/1/00 (Rams 5, Chargers 9) at Kansas City, 10/22/00 (Rams 8, Chiefs 6)

## KICKOFF RETURN YARDS GAINED

<b>Most Yards, Kickoff Returns, Season</b>	
1,938	2007
1,764	2009
1,761	2008
<b>Most Yards, Kickoff Returns, Opponent, Season</b>	
2,194	2001
2,115	1999
1,888	2000
<b>Fewest Yards, Kickoff Returns, Season</b>	
448	1945
690	1949
705	1977
<b>Fewest Yards, Kickoff Returns, Opponent, Season</b>	
430	2016
463	1941
520	2017
<b>Most Yards, Kickoff Returns, Game</b>	
267	at Kansas City, 10/22/00
254	vs. Chicago, 10/13/63
239	vs. St. Louis, 11/14/76
<b>Most Yards, Kickoff Returns, Opponent, Game</b>	
362	vs. Detroit, 10/29/50
304	at New Orleans, 10/23/94
263	at New York Giants, 11/11/48
<b>Most Yards, Kickoff Returns, Both Teams, Game</b>	
560	vs. Detroit, 10/29/50 (Rams 198, Lions 362)
501	at New Orleans, 10/23/94 (Rams 197, Saints 304)
384	at New York Giants 11/14/48 (Rams 121, Giants 263)

## Most Touchdowns, Kickoff Returns, Season

3	1950, 1985
2	1999
1	1998, 2000, 2005, 2017
<b>Most Touchdowns, Kickoff Returns, Opponent, Season</b>	
2	1950, 1964, 1967, 1981, 1994, 2001, 2002, 2003, 2006, 2007
1	Many times, last in 2009
<b>Most Touchdowns, Kickoff Returns, Game</b>	
2	vs. Green Bay, 11/24/85
1	Many times, last vs. Jacksonville, 10/15/17
<b>Most Touchdowns, Kickoff Returns, Game, Opponent</b>	
2	at New Orleans, 10/23/94 vs. Chicago, 12/11/06
1	Many times, last at Detroit, 10/10/10

## FUMBLES

<b>Most Fumbles, Season</b>	
42	1996
40	1964, 1965
39	1978, 1986
<b>Most Fumbles, Opponent, Season</b>	
42	1996
40	1964, 1965
39	1978, 1986
<b>Fewest Fumbles, Season</b>	
14	2010
17	1960
18	2008
<b>Fewest Fumbles, Opponent, Season</b>	
13	1956
15	1974, 1982, 1994
16	1998
<b>Most Fumbles, Game</b>	
8	vs. Detroit, 10/31/65
7	Many times, last vs. New Orleans, 12/16/79
6	Many times, last at New York Giants, 9/7/03
<b>Most Fumbles, Opponent, Game</b>	
8	at Chicago Cards, 11/27/38
7	Many times, last vs. Arizona, 12/9/10
6	Many times, last at Green Bay, 9/4/88
<b>Most Fumbles, Both Teams, Game</b>	
14	at Chicago Bears, 11/24/40 (Rams 7, Bears 7)
12	at Chicago Bears, 9/15/39 (Rams 6, Bears 6) at Chicago Bears, 11/16/52 (Rams 7, Bears 5)
11	at New York Giants, 9/7/03 (Rams 6, Giants 5) at New Orleans, 10/24/76 (Rams 4, Saints 7) at New York Giants, 12/1/46 (Rams 6, Giants 5) at Chicago Cardinals, 11/27/38 (Rams 3, Cardinals 8)

## FUMBLES LOST

<b>Most Fumbles Lost, Season</b>	
24	1983
23	1958
22	1953, 1965, 1978, 1986, 2001
<b>Most Fumbles Lost, Opponent, Season</b>	
24	1947, 1948
22	1984, 2003
20	1966, 1983
<b>Most Fumbles Lost, Game</b>	
6	vs. New England, 12/11/83 vs. Detroit, 10/31/65 at Detroit, 9/29/40
5	Many times, last vs. Phoenix, 9/1/91
4	Many times, last vs. Tampa Bay, 11/26/01
<b>Most Fumbles Lost, Opponent, Game</b>	
5	at New Orleans, 10/24/76 at Green Bay, 9/25/66 at Detroit, 10/15/44 at Chicago Cardinals, 11/27/38
4	Many times, last vs. Cardinals, 12/9/10
3	Many times, last at Washington, 10/12/08
<b>Most Fumbles Lost, Both Teams, Game</b>	
9	at Chicago Bears, 9/15/39 (Rams 5, Bears 4)
8	Many times, last vs. New England, 12/11/83 (Rams 6, Patriots 2)
7	at Philadelphia, 12/1/02 (Rams 3, Eagles 4) at Chicago Bears, 11/16/52 (Rams 4, Bears 3) at Detroit, 9/29/40 (Rams 6, Lions 1) at Chicago Cardinals, 11/27/38 (Rams 2, Cardinals 5)



## PENALTIES

### Most Penalties, Season

142 1997  
 133 1978, 1996  
 131 2011

### Most Penalties, Opponent, Season

142 1997  
 133 1978, 1996  
 126 2010

### Fewest Penalties, Season

29 1941  
 45 1942  
 51 1959

### Fewest Penalties, Opponent, Season

43 1945  
 46 1942  
 47 1941, 1958

### Most Penalties, Game

15 Five times, last vs. Philadelphia, 12/18/05  
 14 Many times, last vs. New Orleans, 11/26/00  
 13 Many times, last vs. San Francisco, 11/11/12

### Most Penalties, Opponent, Game

18 vs. Chicago Bears, 11/10/46  
 vs. Cleveland, 10/7/51  
 17 vs. New Orleans, 11/26/00  
 16 at Chicago Bears, 10/10/48

### Most Penalties, Both Teams, Game

31 vs. New Orleans, 11/26/00 (Rams 14, Saints 17)  
 27 vs. Chicago Bears, 11/10/46 (Rams 9, Bears 18)  
 26 vs. New Orleans, 11/8/81 (Rams 13, Saints 13)  
 vs. Cincinnati, 9/1/96 (Rams 11, Bengals 15)  
 at Buffalo, 11/21/04 (Rams 11, Bills 15)  
 at San Francisco, 11/14/10 (Rams 12, 49ers 14)

### Fewest Penalties, Game

0 vs. New Orleans, 12/9/90  
 vs. Baltimore, 12/18/65  
 at Chicago, 11/29/42  
 at New York, 11/16/41  
 1 Many times, last vs. Atlanta, 1/6/02  
 2 Many times, last at Tampa Bay, 12/18/00

### Fewest Penalties, Opponent, Game

0 at New England 10/26/08  
 vs. Chicago, 9/24/95  
 vs. Minnesota, 11/19/72  
 vs. New York, 9/27/41  
 1 Many times, last at Seattle, 9/10/00  
 2 Many times, last vs. Pittsburgh, 12/20/07

### Fewest Penalties, Both Teams, Game

1 vs. New York Yanks, 9/27/53 (Rams 1, Yanks 0)  
 2 vs. Green Bay, 12/16/62 (Rams 1, Packers 1)  
 vs. Baltimore, 12/18/65 (Rams 0, Colts 2)  
 3 Many times, last at Phoenix, 12/5/93 (Rams 1, Cardinals 2)



## PENALTY YARDS



### Most Yards Penalized, Season

1,169 1978  
 1,091 2016  
 1,065 1997

### Most Yards Penalized, Opponent, Season

1,066 2005  
 1,064 1997  
 1,028 1951

### Fewest Yards Penalized, Season

195 1938  
 220 1939  
 218 1937

### Fewest Yards Penalized, Opponent, Season

220 1939  
 249 1938  
 318 1939

### Most Yards Penalized, Game

162 vs. Baltimore, 10/22/50  
 149 at Dallas, 11/6/60  
 145 at Chicago Bears, 10/19/58

### Most Yards Penalized, Opponent, Game

177 vs. San Francisco, 9/18/94  
 173 vs. Minnesota, 9/22/67  
 155 at Oakland, 9/10/18  
 150 vs. Detroit, 10/3/52

### Most Yards Penalized, Both Teams, Game

269 vs. Green Bay, 12/3/50 (Rams 123, Packers 146)  
 267 vs. Minnesota, 9/22/67 (Rams 94, Vikings 173)  
 253 at Atlanta, 11/19/67 (Rams 135, Falcons 118)

### Fewest Yards Penalized, Game

0 Many times, last vs. New Orleans, 12/9/90  
 5 Many times, Last at Arizona, 12/7/08  
 7 at New Orleans, 10/30/88  
 at Detroit, 10/12/58

### Fewest Yards Penalized, Opponent, Game

†0 Three times, last at New England, 10/26/08  
 5 Many times, last at Atlanta, 10/14/93  
 7 at New Orleans, 10/30/88  
 at Green Bay 12/20/92

### Fewest Yards Penalized, Both Teams, Game

10 vs. Green Bay, 12/16/62 (Rams 5, Packers 5)  
 15 vs. Chicago Cards, 11/23/41 (Rams 5, Cardinals 10)  
 vs. New York Yanks, 9/27/53 (Rams 15, Yanks 0)  
 20 Many times, last at Phoenix, 12/5/93 (Rams 10, Cardinals 10)

# RAMS BIG DAYS



Bold denotes player active with Rams  
 Italics denotes rookie

## BIG DAYS RUSHING (150-plus yards)

Yards	Player/Opponent	Date	Carries/TDs
247	Willie Ellison vs. New Orleans Saints	Dec. 5, 1971	(26 carries, 1 TD)
223	Tom Wilson vs. Green Bay Packers	Dec. 16, 1956	(23 carries, 0 TD)
221	Greg Bell vs. Green Bay Packers	Sept. 24, 1989	(28 carries, 2 TD)
220	Marshall Faulk at New Orleans Saints	Dec. 24, 2000	(32 carries, 2 TD)
215	Eric Dickerson vs. Houston Oilers	Dec. 9, 1984	(27 carries, 2 TD)
213	Charles White at St. Louis Cardinals	Nov. 15, 1987	(34 carries, 1 TD)
212	Jerome Bettis at New Orleans Saints	Dec. 12, 1993	(28 carries, 1 TD)
210	Greg Bell at New England Patriots	Dec. 24, 1989	(26 carries, 1 TD)
208	Eric Dickerson at St. Louis Cardinals	Nov. 4, 1984	(21 carries, 0 TD)
208	Marshall Faulk vs. Atlanta Falcons	Oct. 15, 2000	(25 carries, 1 TD)
207	Eric Dickerson vs. Tampa Bay Buccaneers	Oct. 5, 1986	(30 carries, 2 TD)
205	Dan Towler at Baltimore Ravens	Nov. 22, 1953	(14 carries, 1 TD)
202	Marshall Faulk at Carolina Panthers	Dec. 23, 2001	(30 carries, 2 TD)
199	Ollie Matson at Chicago Bears	Oct. 11, 1959	(31 carries, 3 TD)
199	Eric Dickerson vs. Detroit Lions	Oct. 2, 1983	(30 carries, 2 TD)
195	Trung Canidate at New York Jets	Oct. 21, 2001	(23 carries, 2 TD)
193	Eric Dickerson at St. Louis Cardinals	Sept. 7, 1986	(38 carries, 2 TD)
192	Eric Dickerson at New York Jets	Sept. 25, 1983	(28 carries, 2 TD)
191	Eric Dickerson at Tampa Bay Buccaneers	Nov. 25, 1984	(28 carries, 3 TD)
183	Marshall Faulk vs. Carolina Panthers	Nov. 11, 2001	(15 carries, 2 TD)
183	Marshall Faulk vs. Seattle Seahawks	Oct. 20, 2002	(32 carries, 3 TD)
181	Marshall Faulk at Atlanta Falcons	Oct. 17, 1999	(18 carries, 1 TD)
179	Steven Jackson vs. Jacksonville Jaguars	Oct. 30, 2005	(25 carries, 0 TD)
178	Marshall Faulk at Arizona Cardinals	Nov. 3, 2002	(27 carries, 1 TD)
170	Eric Dickerson vs. Atlanta Falcons	Oct. 26, 1986	(30 carries, 0 TD)
169	Dick Bass at Chicago Bears	Dec. 9, 1962	(20 carries, 1 TD)
168	Marshall Faulk vs. Atlanta Falcons	Jan. 6, 2002	(20 carries, 1 TD)
166	Ron Waller vs. Philadelphia Eagles	Sept. 30, 1956	(20 carries, 1 TD)
166	Charles White vs. Pittsburgh Steelers	Oct. 11, 1987	(33 carries, 1 TD)
164	Eric Dickerson at New Orleans Saints	Oct. 14, 1984	(20 carries, 0 TD)
161	Steven Jackson at Atlanta Falcons	Dec. 28, 2008	(30 carries, 2 TD)
160	Steven Jackson vs. Dallas Cowboys	Oct. 10, 2008	(25 carries, 3 TD)
159	Charles White vs. Atlanta Falcons	Dec. 13, 1987	(29 carries, 2 TD)
159	Steven Jackson vs. New Orleans Saints	Oct. 30, 2011	(25 carries, 2 TD)
<b>159</b>	<b>Todd Gurley II at Green Bay Packers</b>	<b>Oct. 11, 2015</b>	<b>(30 carries, 0 TD)</b>
158	Greg Hill, at Buffalo Bills	Sept. 20, 1998	(19 carries, 2 TD)
158	Marshall Faulk vs. Oakland Raiders	Oct. 13, 2002	(26 carries, 0 TD)
155	Charles White at Atlanta Falcons	Oct. 18, 1987	(31 carries, 0 TD)
155	Dan Towler vs. New York Yanks	Nov. 18, 1951	(13 carries, 1 TD)
154	Marshall Faulk at New Orleans Saints	Dec. 12, 1999	(29 carries, 1 TD)
154	Dan Towler vs. Chicago Bears	Oct. 25, 1953	(24 carries, 1 TD)
<b>152</b>	<b>Todd Gurley II at Seattle Seahawks</b>	<b>Dec. 17, 2017</b>	<b>(21 carries, 3 TD)</b>
152	Lawrence McCutcheon at New Orleans Saints	Nov. 25, 1973	(20 carries, 0 TD)
152	Lawrence McCutcheon at Chicago Bears	Dec. 2, 1973	(24 carries, 0 TD)
152	Lawrence McCutcheon vs. Atlanta Falcons	Dec. 11, 1977	(17 carries, 0 TD)
150	Eric Dickerson at Seattle Seahawks	Sept. 23, 1985	(31 carries, 3 TD)
150	Eric Dickerson vs. Green Bay Packers	Nov. 24, 1985	(31 carries, 1 TD)
150	Steven Jackson vs. Washington Redskins	Dec. 24, 2006	(33 carries, 1 TD)

## CAREER 100-PLUS YARD RUSHING GAMES

Games	Player	Record	Games	Player	Record
38	Eric Dickerson	27-11	3	Cullen Bryant	3-0
33	Steven Jackson	17-15-1	3	John Cappelletti	2-0-1
27	Marshall Faulk	27-0	3	Ollie Matson	2-1
22	Lawrence McCutcheon	19-2-1	3	Lawrence Phillips	3-0
<b>13</b>	<b>Todd Gurley II</b>	<b>12-1</b>	2	Trung Canidate	2-0
11	Jerome Bettis	3-8	2	Dick Hoerner	1-0-1
10	Dick Bass	6-4	2	Les Josephson	2-0
10	Dan Towler	10-0	2	Joe Marconi	2-0
8	Wendell Tyler	6-2	2	Elvis Peacock	2-0
8	Charles White	7-1	2	Bob Thomas	2-0
7	Greg Bell	6-1	2	Tre Mason	2-0
7	Paul (Tank) Younger	3-3-1	1	Benny Cunningham	1-0
6	Cleveland Gary	4-2	1	Jim Bertelsen	1-0
5	Jon Arnett	2-3	1	Robert Delpino	1-0
5	Willie Ellison	2-2-1	1	Harold Green	1-0
5	Ron Waller	4-1	1	Greg Hill	1-0
5	Tim Wilson	2-3	1	Brian Leonard	0-1
4	Skeet Quinlan	1-3	1	Jerald Moore	1-0
4	Zac Stacy	2-2	1	Kenny Washington	1-0
			1	Justin Watson	1-0

## GAMES WITH MORE THAN ONE 100-YARD RUSHER

Nov. 8, 1953 vs. San Francisco	Skeet Quinlan (11-119) and Paul Younger (12-101)
Oct. 24, 1954 vs. Chicago Bears	Dan Towler (15-123) and Paul Younger (27-106)
Oct. 31, 1954 vs. Detroit	Paul Younger (18-140) and Skeet Quinlan (13-119)
Dec. 4, 1955 vs. Baltimore	Ron Waller (24-138) and Paul Younger (25-132)
Sept. 16, 1973 at Kansas City	Jim Bertelsen (28-143) and Lawrence McCutcheon (21-120)
Sept. 12, 1976 at Atlanta	Lawrence McCutcheon (26-115) and John Cappelletti (22-102)
Sept. 19, 1976 at Minnesota	John Cappelletti (28-128) and Lawrence McCutcheon (29-110)
Nov. 11, 1996 vs. Atlanta	Lawrence Phillips (14-106) and Harold Green (13-106)
Nov. 11, 2001 vs. Carolina	Marshall Faulk (15-183) and Trung Canidate (16-145)

## BIG DAYS PASSING (350-plus yards)

Yards	Player/Opponent	Date	Att./Comp., TDs, Ints.
554	Norm Van Brocklin vs. New York Yanks	Sept. 28, 1951	(30/46, 0 TD, 0 Int)
509	Vince Ferragamo vs. Chicago	Dec. 26, 1982	(30/46, 3 TD, 2 Int)
454	Jim Everett at New Orleans	Nov. 26, 1989	(29/51, 1 TD, 2 Int)
453	Marc Bulger vs. San Diego	Nov. 10, 2002	(36/48, 4 TD, 0 Int)
450	Marc Bulger vs. New York Jets	Jan. 2, 2005	(29/39, 3 TD, 2 Int)
448	Marc Bulger at Green Bay	Nov. 29, 2004	(35/53, 2 TD, 1 Int)
442	Marc Bulger at New York Giants	Oct. 2, 2005	(40/62, 2 TD, 3 Int)
441	Kurt Warner vs. Denver	Sept. 4, 2000	(25/35, 3 TD, 3 Int)
436	James Harris at Miami	Oct. 3, 1976	(17/29, 2 TD, 1 Int)
431	Trent Green vs. Carolina	Nov. 5, 2000	(29/42, 2 TD, 0 Int)
406	Jim Hardy vs. Chicago Cardinals	Oct. 31, 1948	(28/53, 3 TD, 2 Int)
401	Tony Banks at Atlanta	Nov. 2, 1997	(30/42, 2 TD, 1 Int)
401	Kurt Warner at New England	Nov. 18, 2001	(23/34, 3 TD, 2 Int)
394	Kurt Warner vs. San Francisco	Sept. 17, 2000	(23/34, 2 TD, 2 Int)
390	Kurt Warner vs. San Diego	Oct. 1, 2000	(24/30, 4 TD, 0 Int)
388	Marc Bulger vs. Washington	Dec. 24, 2006	(25/38, 4 TD, 0 Int)
385	Kurt Warner vs. New Orleans	Oct. 28, 2001	(29/47, 1 TD, 4 Int)
378	Marc Bulger at San Francisco	Nov. 2, 2003	(26/42, 1 TD, 2 Int)
377	Jim Everett at Philadelphia	Nov. 6, 1988	(24/45, 2 TD, 4 Int)
377	Sam Bradford vs. Minnesota	Dec. 16, 2012	(35/55, 3 TD, 1 Int)
375	Marc Bulger at Pittsburgh	Oct. 26, 2003	(22/37, 1 TD, 0 Int)
375	Austin Davis at Philadelphia	Oct. 5, 2014	(29/49, 3 TD, 0 Int)
372	Billy Wade at Green Bay	Nov. 16, 1958	(19/42, 1 TD, 2 Int)
372	Jim Everett vs. Cincinnati	Oct. 7, 1990	(25/46, 2 TD, 0 Int)
372	Mark Rypien vs. Buffalo	Dec. 10, 1995	(31/55, 1 TD, 2 Int)
368	Jim Everett vs. Indianapolis	Sept. 17, 1989	(28/35, 3 TD, 1 Int)
368	Marc Bulger vs. San Francisco	Sept. 19, 2007	(24/41, 1 TD, 0 Int)
366	Trent Green vs. Washington	Nov. 20, 2000	(23/38, 2 TD, 1 Int)
365	Jim Everett at Denver	Nov. 27, 1988	(25/47, 2 TD, 1 Int)
365	Jim Everett vs. New Orleans	Dec. 9, 1990	(31/50, 1 TD, 2 Int)
362	Marc Bulger at San Francisco	Sept. 11, 2005	(34/56, 2 TD, 1 Int)
360	Marc Bulger vs. Seattle	Oct. 15, 2006	(26/39, 3 TD, 1 Int)
359	Kurt Warner vs. Indianapolis	Dec. 30, 2001	(23/30, 3 TD, 1 Int)
358	Marc Bulger vs. New Orleans	Sept. 26, 2004	(32/49, 1 TD, 0 Int)
356	Billy Wade at Baltimore	Nov. 23, 1958	(24/41, 0 TD, 2 Int)
356	Marc Bulger vs. Chicago	Dec. 11, 2006	(34/55, 3 TD, 0 Int)
<b>355</b>	<b>Jared Goff vs. Houston</b>	<b>Nov. 12, 2017</b>	<b>(25/37, 3 TD, 0 Int)</b>
<b>354</b>	<b>Jared Goff vs. New Orleans</b>	<b>Nov. 26, 2017</b>	<b>(28/43, 2 TD, 1 Int)</b>
<b>354</b>	<b>Jared Goff vs. Arizona</b>	<b>Sept. 16, 2018</b>	<b>(24/34, 1 TD, 1 Int)</b>
<b>354</b>	<b>Jared Goff vs. Los Angeles Chargers</b>	<b>Sept. 23, 2018</b>	<b>(29/36, 3 TD, 1 Int)</b>
354	Jamie Martin vs. San Francisco	Dec. 24, 2005	(33/41, 1 TD, 2 Int)
354	Marc Bulger vs. Kansas City	Nov. 5, 2006	(31/42, 1 TD, 0 Int)
353	Tony Banks at Baltimore	Oct. 27, 1996	(26/40, 1 TD, 1 Int)
352	Marc Bulger vs. Atlanta	Oct. 13, 2003	(23/34, 2 TD, 2 Int)
352	Sam Bradford at Atlanta	Sept. 15, 2013	(32/55, 3 TD, 1 Int)
351	Kurt Warner at Carolina	Dec. 5, 1999	(22/31, 3 TD, 2 Int)



## CAREER 300-PLUS YARD PASSING GAMES

Games	Player	Record	Games	Player	Record
30	Kurt Warner	22-8	3	Bill Wade	1-2
27	Marc Bulger	12-15	2	Dieter Brock	0-2
20	Jim Everett	10-10	2	Bob Waterfield	2-0
7	Sam Bradford	2-5	2	Austin Davis	0-2
<b>7</b>	<b>Jared Goff</b>	<b>7-0</b>	1	Zeke Bratkowski	1-0
5	Norm Van Brocklin	4-1	1	Ryan Fitzpatrick	1-0
3	Tony Banks	1-2	1	Gus Frerotte	1-0
3	Vince Ferragamo	1-2	1	Pat Haden	0-1
3	Roman Gabriel	2-1	1	Jim Hardy	0-1
3	Trent Green	2-1	1	James Harris	1-0
3	Chris Miller	1-2	1	Case Keenum	0-1
3	Mark Rypien	0-3	1	Jamie Martin	1-0

## BIG DAYS RECEIVING (150-plus yards)

Yards	Player/Opponent	Date	Receptions, TDs
336*	Willie Anderson at New Orleans	Nov. 26, 1989	(15 receptions, 1 TD)
303	Jim Benton at Detroit	Nov. 22, 1945	(10 receptions, 1 TD)
238	Harold Jackson vs. Dallas	Oct. 14, 1973	(7 receptions, 4 TD)
233	Isaac Bruce at Atlanta	Nov. 2, 1997	(10 receptions, 3 TD)
230	Henry Ellard vs. Indianapolis	Sept. 17, 1989	(12 receptions, 1 TD)
229	Isaac Bruce at Baltimore	Oct. 27, 1996	(11 receptions, 1 TD)
226	<i>Eddie Kennison at Atlanta</i>	<i>Dec. 15, 1996</i>	<i>(5 receptions, 3 TD)</i>
220	Ron Jessie at Miami	Oct. 3, 1976	(7 receptions, 2 TD)
210	Isaac Bruce vs. Miami	Dec. 24, 1995	(15 receptions, 1 TD)
208	<i>Jim Phillips at Green Bay</i>	<i>Nov. 16, 1958</i>	<i>(8 receptions, 1 TD)</i>
207	Carroll Dale at Detroit	Nov. 17, 1963	(7 receptions, 3 TD)
204	Marshall Faulk (RB) vs. Chicago	Dec. 26, 1999	(12 receptions, 1 TD)
203	Torry Holt vs. Indianapolis	Dec. 30, 2001	(7 receptions, 2 TD)
202	Jim Benton at New York Yanks	Dec. 5, 1946	(12 receptions, 2 TD)
200	Tommy McDonald vs. Cleveland	Dec. 12, 1965	(6 receptions, 2 TD)
200	Torry Holt at San Francisco	Nov. 2, 2003	(11 receptions, 1 TD)
196	Elroy Hirsch vs. Green Bay	Dec. 12, 1953	(9 receptions, 0 TD)
195	Elroy Hirsch vs. Chicago Cardinals	Nov. 11, 1951	(6 receptions, 2 TD)
192	Isaac Bruce, vs. Minnesota	Sept. 13, 1998	(11 receptions, 1 TD)
191	Isaac Bruce, vs. Atlanta	Oct. 12, 1995	(10 receptions, 2 TD)
189	Tom Fears vs. Green Bay	Dec. 3, 1950	(3 receptions, 2 TD)
189	Torry Holt at Atlanta	Sept. 24, 2000	(3 receptions, 2 TD)
188	Isaac Bruce vs. San Francisco	Sept. 17, 2000	(8 receptions, 1 TD)
183	George Farmer vs. Chicago	Dec. 26, 1982	(9 receptions, 1 TD)
181	Isaac Bruce at Indianapolis	Oct. 1, 1995	(8 receptions, 2 TD)
179	Isaac Bruce vs. New Orleans	Oct. 28, 2001	(7 receptions, 1 TD)
175	Del Shofner vs. Baltimore	Dec. 6, 1958	(5 receptions, 1 TD)
174	Torry Holt at Pittsburgh	Oct. 26, 2003	(7 receptions, 1 TD)
173	Elroy Hirsch at New York Yanks	Sept. 28, 1951	(9 receptions, 4 TD)
173	Isaac Bruce vs. San Francisco	Oct. 22, 1995	(9 receptions, 0 TD)
172	Torry Holt vs. Minnesota	Dec. 10, 2000	(9 receptions, 0 TD)
<b>171</b>	<b>Robert Woods vs. Houston</b>	<b>Nov. 12, 2017</b>	<b>(8 receptions, 2 TD)</b>
171	Henry Ellard at Detroit	Dec. 6, 1987	(7 receptions, 1 TD)
170	Isaac Bruce at Green Bay	Nov. 29, 2004	(9 receptions, 1 TD)
169	Del Shofner at Detroit	Nov. 15, 1959	(5 receptions, 1 TD)
168	Elroy Hirsch at Green Bay	Oct. 11, 1953	(8 receptions, 0 TD)
167	Henry Ellard at Denver	Nov. 27, 1988	(11 receptions, 2 TD)
167	Isaac Bruce vs. San Diego	Oct. 1, 2000	(9 receptions, 2 TD)
166	Henry Ellard at Philadelphia	Nov. 6, 1988	(7 receptions, 1 TD)
165	Henry Ellard vs. Atlanta	Oct. 8, 1989	(8 receptions, 0 TD)
165	Torry Holt at Tampa Bay	Dec. 18, 2000	(9 receptions, 1 TD)
163	Elroy Hirsch at San Francisco	Oct. 28, 1951	(4 receptions, 1 TD)
163	Jim Phillips vs. Chicago	Sept. 23, 1961	(9 receptions, 0 TD)
163	Henry Ellard vs. Phoenix	Nov. 19, 1989	(7 receptions, 2 TD)
163	Isaac Bruce vs. San Diego	Nov. 10, 2002	(10 receptions, 3 TD)
163	Torry Holt, vs. Tennessee	Sept. 25, 2005	(9 receptions, 1 TD)
163	Torry Holt, vs. San Francisco	Dec. 24, 2005	(10 receptions, 1 TD)
163	<i>Donnie Avery at New England</i>	<i>Oct. 26, 2008</i>	<i>(6 receptions, 1 TD)</i>
162	Tom Fears at New York Yanks	Sept. 28, 1951	(7 receptions, 0 TD)
161	Torry Holt vs. Atlanta	Oct. 13, 2003	(11 receptions, 2 TD)
160	Danny Amendola	Sept. 16, 2012	(15 receptions, 1 TD)
160	Henry Ellard vs. Kansas City	Nov. 10, 1991	(8 receptions, 1 TD)
160	Torry Holt vs. San Francisco	Dec. 5, 2004	(10 receptions, 1 TD)
159	Tom Fears vs. Washington	Dec. 11, 1949	(10 receptions, 2 TD)
<b>159</b>	<b>Brandin Cooks vs. Arizona</b>	<b>Sept. 16, 2018</b>	<b>(7 receptions, 0 TD)</b>
<b>158</b>	<b>Todd Gurley II at Tennessee</b>	<b>Dec. 24, 2017</b>	<b>(10 receptions, 2 TD)</b>
157	Elroy Hirsch at New York Yanks	Nov. 19, 1954	(5 receptions, 0 TD)
157	Bob Boyd vs. San Francisco	Oct. 3, 1954	(5 receptions, 1 TD)
155	Tommy McDonald at Chicago	Oct. 10, 1965	(9 receptions, 0 TD)

154	Jim Phillips at New York Giants	Oct 22, 1961	(8 receptions, 1 TD)
154	Willie Anderson at Atlanta	Sept. 11, 1994	(5 receptions, 1 TD)
154	Torry Holt vs. Seattle	Oct. 15, 2006	(8 receptions, 3 TD)
152	Isaac Bruce at Cincinnati	Oct. 3, 1999	(6 receptions, 0 TD)
152	Drew Hill at Pittsburgh	Sept. 16, 1984	(4 receptions, 1 TD)
151	Jim Benton, at Chicago	Oct. 21, 1945	(7 receptions, 1 TD)
151	Jim Phillips, at Dallas	Nov. 6, 1960	(7 receptions, 2 TD)
151	Jack Snow, at Baltimore	Oct. 15, 1967	(3 receptions, 2 TD)
151	Ron Jessie, at Atlanta	Nov. 16, 1975	(10 receptions, 1 TD)
151	Torry Holt at Carolina	Dec. 12, 2004	(6 receptions, 1 TD)
150	Elroy Hirsch, at San Francisco	Oct. 7, 1956	(8 receptions, 2 TD)
150	Jack Snow, vs. Detroit	Dec. 14, 1970	(7 receptions, 0 TD)

\*NFL Record

## GAMES WITH MORE THAN ONE 100-YARD RECEIVER

Dec. 11, 1949 vs. Washington	Tom Fears (10-159) and Bob Shaw (5-137)
Sept. 22, 1950 vs. New York Yanks	Glen Davis (5-103) and Dick Hoerner (4-105)
Nov. 19, 1950 at New York Yanks	Dick Hoerner (14-125) and Elroy Hirsch (8-157)
Sept. 28, 1951 at New York Yanks	Tom Fears (7-162), Elroy Hirsch (9-173), and Verda (V.T.) Smith (2-103)
Dec. 14, 1952 vs. Pittsburgh	Tom Fears (10-122) and Elroy Hirsch (4-108)
Oct. 4, 1953 at San Francisco	Bob Boyd (4-107) and Elroy Hirsch (9-107)
Sept. 26, 1954 at Baltimore	Skeet Quinlan (4-135) and Bob Boyd (4-121)
Oct. 10, 1954 at Detroit	Bob Boyd (8-128) and Elroy Hirsch (6-105)
Nov. 21, 1954 at New York Giants	Bob Boyd (5-103) and Tom Fears (9-136)
Dec. 12, 1954 vs. Green Bay	Bob Boyd (4-106) and Elroy Hirsch (5-119)
Oct. 7, 1956 at San Francisco	Elroy Hirsch (8-150) and Bob Boyd (7-119)
Nov. 23, 1958 at Baltimore	Lamar Lundy (6-103) and Del Shofner (8-110)
Oct. 11, 1964 at Chicago	Jim Phillips (7-110) and Bucky Pope (4-108)
Nov. 1, 1964 at Detroit	Carroll Dale (7-109) and Marlin McKeever (6-100)
Dec. 4, 1976 vs. Atlanta	Ron Jessie (4-112) and Dwight Scales (2-102)
Dec. 26, 1982 vs. Chicago	George Farmer (9-183) and Preston Dennard (5-122)
Sept. 9, 1990 at Green Bay	Henry Ellard (6-106) and Willie Anderson (5-128)
Oct. 7, 1990 vs. Cincinnati	Henry Ellard (7-100) and Willie Anderson (7-144)
Dec. 9, 1990 vs. New Orleans	Henry Ellard (5-107) and Willie Anderson (5-123)
Sept. 1, 1991 vs. Phoenix	Robert Delpino (10-113) and Henry Ellard (7-116)
Dec. 5, 1999 at Carolina	Isaac Bruce (6-111) and Az-Zahir Hakim (4-122)
Dec. 12, 1999 at New Orleans	Isaac Bruce (4-102) and Torry Holt (6-113)
Sept. 4, 2000 vs. Denver	Az-Zahir Hakim (5-118), Torry Holt (6-103), and Marshall Faulk (4-100)
Oct. 1, 2000 vs. San Diego	Isaac Bruce (9-167), Marshall Faulk (6-116), and Az-Zahir Hakim (5-104)
Nov. 5, 2000 vs. Carolina	Az-Zahir Hakim (8-147) and Torry Holt (4-130)
Nov. 10, 2002 vs. San Diego	Isaac Bruce (10-163) and Torry Holt (7-118)
Sept. 7, 2003 at New York Giants	Isaac Bruce (8-120), and Torry Holt (7-111)
Sept. 19, 2004 at Atlanta	Torry Holt (9-121) and Isaac Bruce (5-102)
Oct. 1, 2006 vs. Detroit	Isaac Bruce (7-100) and Torry Holt (6-102)
Dec. 24, 2006 vs. Washington	Isaac Bruce (9-148) and Steven Jackson (6-102)
<b>Sept. 21, 2017 at San Francisco</b>	<b>Robert Woods (6-108) and Sammy Watkins (6-106)</b>

## CAREER 100-PLUS YARD RECEIVING GAMES

Games	Player	Record	Games	Player	Record
46	Torry Holt	27-19	2	Billy Truax (TE)	2-0
43	Isaac Bruce	22-21	2	Wendell Tucker	2-0
26	Henry Ellard	12-14	2	Danny Amendola	1-0-1
21	Elroy Hirsch	12-9	2	Chris Givens	1-1
16	Tom Fears	8-7-1	1	Danario Alexander (WR)	0-1
15	Bob Boyd	9-5-1	1	Jon Arnett (RB)	0-1
14	Jim Phillips	4-9-1	1	Donnie Avery (WR)	0-1
10	Jack Snow	5-4-1	1	Johnny Bailey (RB)	0-1
9	Willie Anderson	4-5	1	Mike Barber (TE)	0-1
8	Carroll Dale	2-5-1	1	Jim Bertlesen (RB)	0-1
8	Harold Jackson	5-3	1	Ron Brown	1-0
8	Del Shofner	2-6	1	Leon Clarke	1-0
6	Tommy McDonald	4-2	1	Mark Clayton (WR)	0-1
5	Kenny Britt	2-3	1	Aaron Cox	1-0
5	Bernie Casey	3-0-2	1	Kevin Curtis	1-0
5	Ron Jessie	5-0	1	Glen Davis	1-0
4	Jim Benton	3-1	1	Troy Drayton (TE)	1-0
4	Marshall Faulk (RB)	4-0	1	Pete Holohan (TE)	1-0
4	Az-Zahir Hakim	3-1	1	Tom Keane	1-0
4	Martin McKeever (TE)	1-3	1	Lamar Lundy (TE)	0-1
3	Preston Dennard	1-2	1	Ollie Matson (RB)	0-1
3	Drew Hill	1-2	1	Shaun McDonald	0-1
3	Amp Lee (RB)	1-2	1	Dwight Scales	1-0
3	Bucky Pope	1-2	1	Bob Shaw	1-0
<b>3</b>	<b>Robert Woods</b>	<b>3-0</b>	1	Clendon Thomas (RB)	0-1
2	Bob Carey	1-1	1	Billy Waddy	1-0
2	Robert Delpino (RB)	0-2	1	Brandon Gibson	1-0
2	George Farmer	0-2	1	Lance Kendricks (TE)	1-0
2	Steven Jackson (RB)	1-1	1	Jared Cook (TE)	1-0
2	Eddie Kennison	1-1	1	Tavon Austin	1-0
<b>2</b>	<b>Cooper Kupp</b>	<b>1-1</b>	1	Stedman Bailey	1-0
2	Willie Miller	1-1	1	Sammy Watkins	1-0
2	Ricky Proehl	2-0	<b>1</b>	<b>Todd Gurley II</b>	<b>1-0</b>
2	Verda (V. T.) Smith (RB)	1-1	<b>1</b>	<b>Brandin Cooks</b>	<b>1-0</b>

## GAMES WITH 300-YARD PASSER, 100-YARD RECEIVER(S), 100-YARD RUSHER

Game/Date	300-Yard Passer	100-Yard Receiver(s)	100-Yard Rusher
vs. SF, 10/23/83	QB V. Ferragamo (26-35, 327 yds, 5 TD, 2 Int.)	TE M. Barber (8-113, 1 TD)	RB E. Dickerson (25-144)
at Det, 12/6/87	QB J. Everett (20-26, 324 yds, 2 TD, 2 Int.)	WR H. Ellard (7-171, 1 TD)	RB C. White (29-102, 1 TD)
at Den, 11/27/88	QB J. Everett (25-47, 365 yds, 2 TD, 1 Int.)	WR H. Ellard (11-167, 2 TD)	RB G. Bell (22-112, 1 TD)
vs. Atl, 10/21/90	QB J. Everett (24-38, 302 yds, 3 TD)	WR H. Ellard (6-109, 1 TD)	RB C. Gary (19-102, 2 TD)
at Atl, 12/15/96	QB T. Banks (11-16, 304 yds, 3 TD, 1 Int.)	WR E. Kennison (5-226, 3 TD)	RB L. Phillips (22-122, 1 TD)
at Car, 12/5/99	QB K. Warner (22-31, 351 yds, 3 TD, 2 Int.)	WR A. Hakim (4-122, 2 TD)	RB M. Faulk (22-118)
		WR I. Bruce (6-111)	
at NO, 12/12/99	QB K. Warner (21-31, 346 yds, 2 TD, 1 Int.)	WR T. Holt (6-112)	RB M. Faulk (29-154, 1 TD)
		WR I. Bruce (4-102)	
vs. SF, 9/17/00	QB K. Warner (23-34, 394 yds, 2 TD, 2 Int.)	WR I. Bruce (8-188, 1 TD)	RB M. Faulk (25-134, 3 TD);
vs. SD, 10/1/00	QB K. Warner (30-24, 390, 4 TD)	WR I. Bruce (9-167, 2 TD)	RB J. Watson (14-102, 1 TD)
		RB M. Faulk (6-110, 2 TD)	
		WR A. Hakim (5-104)	
vs. Min, 12/10/00	QB K. Warner (27-32, 346 yds)	WR T. Holt (9-172)	RB M. Faulk (25-135, 4 TD)
at SF, 9/23/01	QB K. Warner (24-35, 321 yds, 3 TD, 1 Int.)	WR I. Bruce (8-144, 1 TD)	RB M. Faulk (18-105)
vs. Ind, 12/30/01	QB K. Warner (23-20, 359 yds, 3 TD, 1 Int.)	WR T. Holt (7-203, 2 TD)	RB M. Faulk (25-118, 3 TD)
at Ari, 11/23/03	QB M. Bulger (28-44, 329 yds, 1 TD, 4 Int.)	WR T. Holt (9-145)	RB M. Faulk (24-100, 1 TD)
at Hou, 11/27/05	QB R. Fitzpatrick (19-30, 310 yards, 1 TD, 3 Int.)	WR T. Holt (10-130, 1 TD)	RB M. Faulk (24-100, 1 TD)
vs. Was, 12/24/06	QB M. Bulger (28-38), 388 yards, 4 TD, 0 Int.)	WR I. Bruce (9-148, 1 TD)	RB S. Jackson (33-150, 1 TD)
		RB S. Jackson (6-102, 1 TD)	
at Ten, 12/24/17	QB J. Goff (22-38) 301 yards, 4 TD)	RB T. Gurley II (10-158, 2 TD)	RB T. Gurley II (22-118)
vs. LAC, 9/23/18	QB J. Goff (29-36) 354 yards, 3 TD)	WR R. Woods (10-104, 2 TD)	RB T. Gurley II (23-105)

### LARGEST MARGIN OF VICTORY

Points	Score	Opponent/Date
59 points	(59-0)	vs. Atlanta, Dec. 4, 1976
52 points	(52-0)	vs. Oakland, Nov. 30, 2014
49 points	(56-7)	vs. San Francisco, Nov. 9, 1958
48 points	(48-0)	at Baltimore, Sept. 26, 1954
43 points	(70-27)	vs. Baltimore, Oct. 22, 1950
	(45-21)	vs. Baltimore, Dec. 5, 1953
	(59-16)	vs. Atlanta, Nov. 10, 1996
41 points	(65-24)	vs. Detroit, Oct. 29, 1950
	(55-14)	vs. New York Giants, Nov. 13, 1966
40 points	(54-14)	at New York Yanks, Sept. 28, 1951
39 points	(42-3)	at Philadelphia, Nov. 3, 1975
	(45-6)	vs. Seattle, Oct. 31, 1976
37 points	(46-9)	vs. Indianapolis, Sept. 10, 2017

### LARGEST MARGIN OF DEFEAT

Points	Score	Opponent/Date
48 points	(48-0)	at San Francisco, Dec. 27, 1987
44 points	(47-3)	at New York Jets, Nov. 9, 2008
47 points	(47-0)	at Chicago Bears, Nov. 29, 1942
40 points	(47-7)	at Tennessee, Dec. 13, 2009
39 points	(49-10)	at Kansas City, Dec. 8, 2002
38 points	(52-14)	vs. Chicago Bears, Oct. 13, 1963
	(44-6)	at Detroit, Oct. 10, 2010
	(45-7)	vs. New England, Oct. 28, 2012
	(44-6)	vs. Arizona Cardinals, Jan. 1, 2017
36 points	(56-20)	at Philadelphia, Oct. 8, 1950
	(42-6)	at Pittsburgh, Nov. 3, 1996
	(42-6)	vs. Indianapolis, Oct. 25, 2009
35 points	(35-0)	at San Francisco, Oct. 4, 2009
	(38-3)	at Philadelphia, Sept. 7, 2008
	(35-0)	at San Francisco, Oct. 8, 1961
	(56-21)	at Baltimore, Nov. 25, 1956
	(42-7)	vs. Green Bay, Nov. 12, 1944
	(49-14)	at New York, Nov. 16, 1941

# **LOS ANGELES RAMS 2018 GAME SUMMARIES**





**Weather: 69 degrees, clear - Attendance 53,857 - Time 3:10**

Although a majority of starters sat out for the preseason, the Los Angeles Rams were able to gain momentum in the second half and earn themselves a 33-13 win against the Oakland Raiders. The Raiders got to a quick start when Raiders RB Marshawn Lynch ran up the middle for a 10-yard touchdown. Down 7-0, QB Jared Goff threw a shovel pass to RB Todd Gurley II for a 19-yard touchown with just under five minutes left in the first quarter. The Raiders would then start of the second quarter with a 24-yard field goal by Raiders K Mike Nugent. Looking for 21 yards and a first down, Raiders QB Derek Carr threw a deep pass that would be intercepted by Rams S John Johnson III for a touchback. With the ball back and two and a half minutes left in the half, Rams K Greg Zuerlein kicked a 20-yard field goal to tie the game. Nugent responded with a 48-yard field goal giving the Raiders a 13-10 lead going into halftime, that would be the last lead the Raiders would have against the Rams. On the first drive of the second half, Zuerlein kicked a 28-yard field goal and after both teams punted the Rams defense took the field. Just two yards from a first down, DE Michael Brockers provided a momentum change when he sacked Raiders QB Derek Carr for a three-yard loss. Quick to capitalize, the Rams went 58 yards in four plays, ending with an eight-yard touchdown to WR Cooper Kupp. Now up 20-13, the Rams defense held-off the Raiders offense. After 11 plays, including 4 incomplete passes, the Rams lead grew thanks to a 55-yard field goal by Zuerlein, increasing the score to 23-16. With eight minutes left in the game and looking for an opening, Carr threw a pass intended for WR Jordy Nelson. The pass was intercepted by Rams LB Cory Littleton. As a result of the turnover, Zuerlein made a 20-yard field goal. With the game nearly over and almost two minutes left on the clock, CB Marcus Peters intercepted a pass intended for Raiders TE Jared Cook and returned the pick for a 50-yard touchdown, lifting the Rams to a 33-13 win.

**STARTING LINEUPS**

**LOS ANGELES RAMS**

WR 18	C. Kupp	DE 90	M. Brockers
TE 89	T. Higbee	DT 99	A. Donald
LT 77	A. Whitworth	DT 93	N. Suh
LG 76	R. Saffold	OLB 91	D. Easley
C 65	J. Sullivan	OLB 50	S. Ebukam
RG 66	A. Blythe	LB 58	C. Littleton
RT 79	R. Havenstein	LB 52	R. Wilson
WR 12	B. Cooks	CB 22	M. Peters
WR 17	R. Woods	CB 21	A. Talib
QB 16	J. Goff	SS 43	J. Johnson III
RB 30	T. Gurley II	FS 20	L. Joyner

**OAKLAND RAIDERS**

WR 82	J. Nelson	DT 98	F. Rucker
T 77	K. Miller	DT 92	P. Hall
G/T 67	K. Osemele	DT 78	J. Ellis
C 61	R. Hudson	DE 51	B. Irvin
G 66	G. Jackson	LB 56	D. Johnson
T 72	D. Penn	LB 59	T. Whitehead
TE 87	J. Cook	CB 29	L. Hall
WR 89	A. Cooper	CB 22	R. Melvin
QB 4	D. Carr	CB 21	G. Conley
RB 24	M. Lynch	S 31	M. Gilchrist
TE 85	D. Carrier	S 27	R. Nelson

**LOS ANGELES SUBSTITUTIONS:** K 4 G. Zuerlein, P 6 J. Hekker, WR 10 P. Cooper, CB 23 N. Robey-Coleman, DB 24 B. Countess, DB 27 I. Johnson, CB 32 T. Hill, RB 34 M. Brown, CB 37 S. Shields, S 41 M. Christian, LS 44 J. McQuaide, DL 53 J. Lawler, LB 54 B. Hager, C 55 Br. Allen, LB 59 M. Kiser, T 70 J. Noteboom, TE 81 G. Everett, TE 82 J. Mundt, WR 83 J. Reynolds, WR 88 M. Thomas, DL 94 J. Franklin-Myers, DL 95 E. Westbrooks, OLB 96 M. Longacre  
**LOS ANGELES INACTIVES:** QB 8 B. Allen, LB 26 M. Barron, RB 33 J. Davis, RB 42 John Kelly, OLB 49 T. Young, DT 69 S. Joseph, DT 92 T. Smart

**SCORING SUMMARY**

	1	2	3	4	OT	TOTAL	
<b>VISITOR</b> Los Angeles Rams	7	3	10	13	-	33	<b>FIELD GOALS</b> 46WR, (20), (28), (55), (20) (24), (48)
<b>HOME</b> Oakland Raiders	7	6	0	0	-	13	

TEAM	Qtr	Clock	Play (Extra Point) (Drive Info)	Visitor	Home
Raiders	1	10:23	M. Lynch 10 yd. run (M. Nugent kick) (7-75, 4:37)	0	7
Rams	1	4:53	T. Gurley 19 yd. pass from J. Goff (G. Zuerlein kick) (4-50, 1:14)	7	7
Raiders	2	12:31	M. Nugent 24 yd. Field Goal (12-69, 7:22)	7	10
Rams	2	2:40	G. Zuerlein 20 yd. Field Goal (7-78, 2:11)	10	10
Raiders	2	:10	M. Nugent 48 yd. Field Goal (11-45, 2:30)	10	13
Rams	3	9:04	G. Zuerlein 28 yd. Field Goal (10-60, 5:56)	13	13
Rams	3	0:00	C. Kupp 8 yd. pass from J. Goff (G. Zuerlein kick) (4-58, 1:42)	20	13
Rams	4	9:19	G. Zuerlein 55 yd. Field Goal (11-51, 4:15)	23	13
Rams	4	3:15	G. Zuerlein 20 yd. Field Goal (13-69, 4:43)	26	13
Rams	4	1:59	M. Peters 50 yd. interception return (G. Zuerlein kick)	33	13

# FINAL TEAM STATISTICS

		RAMS	RAIDERS			RAMS	RAIDERS
<b>TOTAL FIRST DOWNS</b>		<b>23</b>	<b>20</b>	<b>FGs - PATs Had Blocked</b>		<b>0-0</b>	<b>0-0</b>
By Rushing		8	7	Net Punting Average		53.5	41.5
By Passing		13	11	<b>TOTAL RETURN YARDAGE (W/O KOR)</b>		<b>62</b>	<b>10</b>
By Penalty		2	2	No. and Yards Punt Returns		2-12	1-10
<b>THIRD DOWN EFFICIENCY</b>		<b>4-11-36%</b>	<b>5-11-45%</b>	No. and Yards Kickoff Returns		3-75	0-0
<b>FOURTH DOWN EFFICIENCY</b>		<b>0-0-0%</b>	<b>0-0-0%</b>	No. and Yards Interception Returns		3-50	0-0
<b>TOTAL NET YARDS</b>		<b>365</b>	<b>395</b>	<b>PENALTIES Number and Yards</b>		<b>8-70</b>	<b>11-155</b>
Total Offensive Plays		60	64	<b>FUMBLES Number and Lost</b>		<b>1-0</b>	<b>0-0</b>
Average gain per offensive play		6.1	6.2	<b>TOUCHDOWNS</b>		<b>3</b>	<b>1</b>
<b>NET YARDS RUSHING</b>		<b>140</b>	<b>95</b>	Rushing		0	1
Total Rushing Plays		26	23	Passing		2	0
Average gain per rushing play		5.4	4.1	Interceptions		1	0
Tackles for a loss-number and yards		1-1	2-10	<b>EXTRA POINTS Made-Attempts</b>		<b>3-3</b>	<b>1-1</b>
<b>NET YARDS PASSING</b>		<b>225</b>	<b>300</b>	Kicking Made-Attempts		3-3	1-1
Times thrown - yards lost attempting to pass		1-8	1-3	<b>FIELD GOALS Made-Attempts</b>		<b>4-5</b>	<b>2-2</b>
Gross yards passing		233	303	<b>RED ZONE EFFICIENCY</b>		<b>2-5-40%</b>	<b>1-2-50%</b>
<b>PASS ATTEMPTS-COMP-HAD INT</b>		<b>33-18-0</b>	<b>40-29-3</b>	<b>GOAL TO GO EFFICIENCY</b>		<b>1-3-33%</b>	<b>1-2-50%</b>
Avg gain per pass play		6.6	7.3	<b>SAFETIES</b>		<b>0</b>	<b>0</b>
<b>KICKOFFS Number-In End Zone-TBs</b>		<b>8-8-8</b>	<b>4-3-1</b>	<b>FINAL SCORE</b>		<b>33</b>	<b>13</b>
<b>PUNTS Number and Average</b>		<b>2-58.5</b>	<b>4-44.5</b>	<b>TIME OF POSSESSION</b>		<b>28:29</b>	<b>31:31</b>
Had Blocked		0	0				

# FINAL INDIVIDUAL STATISTICS

LOS ANGELES RAMS							OAKLAND RAIDERS										
<b>RUSHING</b>							<b>RUSHING</b>										
	ATT	YDS	AVG	LG	TD												
T. Gurley II	20	108	5.4	23	0	M. Lynch	11	41	3.7	10	1						
C. Kupp	2	16	8.0	5	0	J. Richard	5	24	4.8	9	0						
B. Cooks	1	6	6.0	9	0	D. Martin	4	20	5.0	13	0						
R. Woods	1	6	6.0	1	0	A. Cooper	1	9	9.0	9	0						
M. Brown	1	5	5.0			D. Carr	2	1	.5	6	0						
J. Goff	1	-1	-1.0	-2	0	<b>Total</b>	<b>23</b>	<b>95</b>	<b>4.1</b>	<b>13</b>	<b>1</b>						
<b>Total</b>	<b>26</b>	<b>140</b>	<b>5.4</b>	<b>23</b>	<b>0</b>												
<b>PASSING</b>							<b>PASSING</b>										
	ATT	CMP	YDS	SK/YD	TD	LG	IN	RT.									
J. Goff	33	18	233	1/8	2	30	0	97.2	D. Carr	40	29	303	1/3	0	45	3	62.8
<b>Total</b>	<b>33</b>	<b>18</b>	<b>233</b>	<b>1/8</b>	<b>2</b>	<b>30</b>	<b>0</b>	<b>97.2</b>	<b>Total</b>	<b>40</b>	<b>29</b>	<b>303</b>	<b>1/3</b>	<b>0</b>	<b>50</b>	<b>2</b>	<b>62.8</b>
<b>RECEIVING</b>							<b>RECEIVING</b>										
	NO	YDS	AVG	LG	TD												
B. Cooks	5	87	17.4	30	0	J. Cook	9	180	20.0	45	0						
C. Kupp	5	52	10.4	12	1	J. Richard	9	55	6.1	9	0						
T. Gurley II	3	39	13.0	19	1	J. Nelson	3	23	7.7	17	0						
R. Woods	3	37	12.3	20	0	D. Carrier	2	20	10.0	12	0						
M. Brown	2	18	9.0	9	0	M. Lynch	2	8	4.0	6	0						
<b>Total</b>	<b>18</b>	<b>233</b>	<b>12.9</b>	<b>30</b>	<b>2</b>	D. Martin	2	-3	-1.5	-1	0						
<b>INTERCEPTIONS</b>							<b>INTERCEPTIONS</b>										
	NO	YDS	AVG	LG	TD												
M. Peters	1	50	50.0	50	1	S. Roberts	1	11	11.0	11	0						
J. Johnson	1	0	0.0	0	0	A. Cooper	1	9	9.0	9	0						
C. Littleton	1	0	0.0	0	0	<b>Total</b>	<b>29</b>	<b>303</b>	<b>10.4</b>	<b>45</b>	<b>0</b>						
<b>Total</b>	<b>3</b>	<b>50</b>	<b>16.7</b>	<b>50</b>	<b>1</b>												
<b>PUNTING</b>							<b>INTERCEPTIONS</b>										
	NO	YDS	AVG	NET	TB/120	LG	N/A	NO	YDS	AVG	LG	TD					
J. Hekker	2	117	58.5	53.5	0/2	62	Total	-	-	-	-	-					
<b>Total</b>	<b>2</b>	<b>117</b>	<b>58.5</b>	<b>53.5</b>	<b>0/2</b>	<b>62</b>											
<b>PUNT RETURNS</b>							<b>PUNTING</b>										
	NO	YDS	AVG	FC	LG	TD		NO	YDS	AVG	NET	TB/120	LG				
P. Cooper	2	12	6.0	1	12	0	J. Townsend	4	178	44.5	41.5	0/1	55				
C. Kupp	0	0	0	1	0	0	<b>Total</b>	<b>4</b>	<b>178</b>	<b>44.5</b>	<b>41.5</b>	<b>0/1</b>	<b>55</b>				
<b>Total</b>	<b>2</b>	<b>12</b>	<b>6.0</b>	<b>2</b>	<b>12</b>	<b>0</b>											
<b>KICKOFF RETURNS</b>							<b>PUNT RETURNS</b>										
	NO	YDS	AVG	FC	LG	TD		NO	YDS	AVG	FC	LG	TD				
P. Cooper	3	75	25.0	0	26	0	D. Harris	1	10	10.0	0	10	0				
[TOUCHBACK]	1	0	0.0	0	0	0	[OUT OF BOUNDS]	1	0	0.0	0	0	0				
<b>Total</b>	<b>3</b>	<b>75</b>	<b>25.0</b>	<b>0</b>	<b>26</b>	<b>0</b>	<b>Total</b>	<b>1</b>	<b>0</b>	<b>0.0</b>	<b>0</b>	<b>0</b>	<b>0</b>				
<b>KICKOFF RETURNS</b>							<b>KICKOFF RETURNS</b>										
	NO	YDS	AVG	FC	LG	TD		NO	YDS	AVG	FC	LG	TD				
[TOUCHBACK]	8	0	0.0	0	0	0	Total	0	0	0.0	0	0	0				
<b>Total</b>	<b>0</b>	<b>0</b>	<b>0.0</b>	<b>0</b>	<b>0</b>	<b>0</b>											

# DEFENSIVE STATISTICS (BASED ON GAMEBOOK)

PLAYER	T	S	A	S-YDS	I-YDS	PD	FF	FR	PLAYER	T	S	A	S-YDS	I-YDS	PD	FF	FR
C. Littleton	13	11	2	0-0	1-0	1	0	0	N. Robey-Coleman	2	0	2	0-0	0-0	0	0	0
J. Johnson	9	6	3	0-0	1-0	2	0	0	J. Lawler	1	1	0	0-0	0-0	0	0	0
A. Talib	7	4	3	0-0	0-0	0	0	0	D. Easley	1	1	0	0-0	0-0	0	0	0
L. Joyner	6	5	1	0-0	0-0	0	0	0	A. Donald	1	1	0	0-0	0-0	0	0	0
M. Bockers	5	4	1	1-3	0-0	0	0	0	M. Longacre	1	0	1	0-0	0-0	0	0	0
S. Ebukam	4	3	1	0-0	0-0	0	0	0	E. Westbrooks	1	0	1	0-0	0-0	0	0	0
N. Suh	4	2	2	0-0	0-0	0	0	0	<b>Totals</b>	<b>67</b>	<b>44</b>	<b>23</b>	<b>1-3</b>	<b>3-50</b>	<b>4</b>	<b>2</b>	<b>0</b>
R. Wilson	4	1	3	0-0	0-0	0	0	0									
M. Christian	3	3	0	0-0	0-0	0	0	0									
M. Peters	3	1	2	0-0	1-50	1	1	1									
J. Franklin-Myers	2	1	1	0-0	0-0	0	0	0									



**Weather: 86 degrees, sunny - Attendance 66,515 - Time 2:45**

For the first time since 2001, the Los Angeles Rams started 2-0 after a 34-0 victory against the Arizona Cardinals. It marked Head Coach Sean McVay's fifth win in his first seven divisional games and his 13th win overall in his first 18 games as an NFL head coach, tied for the third most wins in a head coaches' first 18 games since 2000. L.A. used a smothering defensive effort that allowed the Cardinals to play only one snap, the last play of the game, in Rams territory. That effort marked the first time since 2006 that an NFL team has kept an opposing offense from crossing midfield when the Saints didn't allow the Giants to cross the 50 for an entire game. K Greg Zuerlein suffered an injury in pregame warm-ups forcing the Rams to get creative on fourth downs and point after attempts. P Johnny Hekker stepped in for Zuerlein and connected on his first career field goal, from 20 yards out, in addition to one successful PAT, five kickoffs, two of which went for touchbacks and punted twice, finishing with a 41.0 net punting average. RB Todd Gurley II scored 22 points on three rushing touchdowns and two two-point conversions, marking his second game scoring three rushing touchdowns in his professional career. Through the first two weeks of the 2018 season, Gurley scored 28 points, the most in the NFL by a single player in the first two games of the season. QB Jared Goff finished the game completing 24-of-32 passing attempts for 354 yards, one touchdown, one interception and a 108.1 QB rating. The 354 is tied for the second-most passing yards in Goff's professional career and was his fifth 300-plus yard passing game - the Rams are 5-0 when Goff throws for over 300 yards. The Rams defense held former first overall pick, Cardinals QB Sam Bradford to 90 yards passing, while completing 17-of-27 passing attempts with one interception for a QB rating of 53.0.

## STARTING LINEUPS

### LOS ANGELES RAMS

WR 18	C. Kupp	DE 90	M. Brockers
TE 89	T. Higbee	DT 99	A. Donald
LT 77	A. Whitworth	DT 93	N. Suh
LG 76	R. Saffold	WILL 91	D. Easley
C 65	J. Sullivan	OLB 50	S. Ebukam
RG 66	A. Blythe	ILB 58	C. Littleton
RT 79	R. Havenstein	ILB 52	R. Wilson
WR 12	B. Cooks	CB 22	M. Peters
WR 17	R. Woods	CB 21	A. Talib
QB 16	J. Goff	SS 43	J. Johnson III
RB 30	T. Gurley II	FS 20	L. Joyner

### ARIZONA CARDINALS

WR 11	L. Fitzgerald	DE 91	B. Mayowa
TE 85	G. Holmes	DT 98	C. Peters
LT 74	D. Humphries	DT 90	R. Nkemdiche
LG 76	M. Iupati	DE 55	C. Jones
C 64	M. Cole	SLB 51	G. Hodges
RG 67	J. Pugh	MLB 57	J. Bynes
RT 73	J. Wetzell	CB 21	P. Peterson
TE 86	R. Seal-Jones	CB 28	J. Taylor
WR 10	C. Williams	S 33	T. Boston
QB 9	S. Bradford	SS 36	B. Baker
RB 31	D. Johnson	FS 41	A. Bethea

**LOS ANGELES SUBSTITUTIONS:** P 6 J. Hekker, WR 19 J. Natson, CB 23 N. Robey-Coleman, DB 24 B. Countess, DB 27 I. Johnson, CB 32 T. Hill, RB 33 J. Davis, RB 34 M. Brown, CB 37 S. Shields, S 41 M. Christian, LS 44 J. McQuaide, DL 53 J. Lawler, LB 54 B. Hager, C 55 Br. Allen, LB 59 M. Kiser, T 70 J. Noteboom, TE 81 G. Everett, TE 82 J. Mundt, WR 83 J. Reynolds, DL 94 J. Franklin-Myers, DL 95 E. Westbrook, OLB 96 M. Longacre

**LOS ANGELES INACTIVES:** QB 8 B. Allen, LB 26 M. Barron, RB 42 John Kelly, OLB 49 T. Young, DT 69 S. Joseph, WR 88 M. Thomas, DT 92 T. Smart

**LOS ANGELES DID NOT PLAY:** K 4 G. Zuerlein, QB 14 S. Mannion

## SCORING SUMMARY

		1	2	3	4	OT	TOTAL	FIELD GOALS
VISITOR	Arizona Cardinals	0	0	0	0	-	0	
HOME	Los Angeles Rams	0	19	8	7	-	34	(20)
<b>Clock</b>								
TEAM	Qtr	Time	Play (Extra Point) (Drive Info)				Visitor	Home
Rams	2	14:29	T. Gurley 11 yd. run (T. Gurley run) (4-59, 1:19)				0	8
Rams	2	8:07	J. Hekker 20 yd. Field Goal (11-52, 4:45)				0	11
Rams	2	0:00	T. Gurley 1 yd. run (T. Gurley run) (8-32, 4:18)				0	19
Rams	3	3:39	T. Gurley 2 yd. run (J. Goff-M. Brown pass) (5-56, 2:10)				0	27
Rams	4	3:17	T. Higbee 3 yd. pass from J. Goff (J. Hekker kick) (7-25, 3:45)				0	34







**Weather: 80 degrees, sunny - Attendance 68,947, Time 2:57**

The Rams continued their unbeaten streak when they defeated their newest neighbor, the Los Angeles Chargers, 35-23. The victory was Head Coach Sean McVay's 14th win overall as a head coach and his sixth win over an AFC opponent. Since becoming head coach, McVay remains undefeated against AFC opponents. CB Marcus Peters exited the game with a leg injury in the second quarter and WR/PR JoJo Natson suffered a hand injury late in the first half. Additionally, OLB Dominique Easley and CB Aqib Talib suffered injuries during the game. Despite losing several players to injuries during the game, the Rams fought back and received contributions from all three phases against the Chargers, scoring four offensive touchdowns, one special teams touchdown and two forced fumbles by the defense. LB Cory Littleton came up big on special teams, once again, by blocking his third punt in two seasons. The blocked punt was recovered by DB Blake Countess in the Chargers' end zone for a touchdown and Countess' second blocked punt touchdown in two seasons. RB Todd Gurley II added one more rushing touchdown to his tally which keeps him atop the league in total touchdowns with five. WR Robert Woods led the receiving corps with 10 receptions for 104 yards and two touchdowns. Woods tied his career high in both single-game receptions and touchdowns. For the second week in a row, QB Jared Goff continued to shine on the field by throwing for 354 yards on 29-of-36 passing attempts, an 81 percent completion rate.

**STARTING LINEUPS**

**LOS ANGELES RAMS**

WR 18	C. Kupp	DE 90	M. Brockers
TE 89	T. Higbee	DT 99	A. Donald
LT 77	A. Whitworth	DT 93	N. Suh
LG 76	R. Saffold	WILL 91	D. Easley
C 65	J. Sullivan	OLB 50	S. Ebukam
RG 66	A. Blythe	ILB 58	C. Littleton
RT 79	R. Havenstein	ILB 52	R. Wilson
WR 12	B. Cooks	CB 22	M. Peters
WR 17	R. Woods	CB 21	A. Talib
QB 16	J. Goff	SS 43	J. Johnson III
HB 30	T. Gurley II	FS 20	L. Joyner

**LOS ANGELES CHARGERS**

WR 13	K. Allen	DE 98	I. Rochell
TE 80	S. Culkin	DT 93	D. Philon
LT 76	R. Okung	NT 92	B. Mebane
LG 66	D. Feeney	DE 54	M. Ingram
C 53	M. Pouncey	OLB 44	K. White
RG 75	M. Schofield	ILB 52	D. Perryman
RT 69	S. Tevi	LCB 24	T. Williams
TE 88	V. Green	S 33	D. James
WR 16	Ty. Williams	S 37	J. Addae
QB 17	P. Rivers	RCB 26	C. Hayward
RB 28	M. Gordon	CB 20	D. King

**LOS ANGELES SUBSTITUTIONS:** K 5 S. Ficken, P 6 J. Hekker, WR 11 K. Hodge, WR 19 J. Natson, CB 23 N. Robey-Coleman, DB 24 B. Countess, CB 32 T. Hill, RB 33 J. Davis, RB 34 M. Brown, CB 37 S. Shields, S 41 M. Christian, LS 44 J. McQuaide, DL 53 J. Lawler, LB 54 B. Hager, LB 59 M. Kiser, G 68 J. Brown, T 70 J. Noteboom, TE 81 G. Everett, TE 82 J. Mundt, WR 83 J. Reynolds, DL 94 J. Franklin-Myers, DL 95 E. Westbrook, OLB 96 M. Longacre

**LOS ANGELES INACTIVES:** K 4 G. Zuerlein, LB 26 M. Barron, RB 42 John Kelly, OLB 49 T. Young, C 55 Br. Allen, DT 69 S. Joseph, DT 92 T. Smart

**LOS ANGELES DID NOT PLAY:** QB 14 S. Mannion

**SCORING SUMMARY**

		1	2	3	4	OT	TOTAL	FIELD GOALS	
VISITOR	Los Angeles Chargers	6	7	7	3	0	23		
HOME	Los Angeles Rams	14	7	14	0	0	35	46WR	
<b>Clock</b>									
TEAM	Qtr	Time	Play (Extra Point) (Drive Info)				Visitor	Home	
Rams	1	6:14	T. Gurley 1 yd. run (S. Ficken kick) (11-80, 5:50)				0	7	
Chargers	1	4:42	M. Williams 42 yd. pass from P. Rivers (kick failed, wr) (3-60, 1:32)				6	7	
Rams	1	:51	R. Woods 3 yd. pass from J. Goff (S. Ficken kick) (7-75, 3:51)				6	14	
Rams	2	7:44	B. Countess blocked punt recovery in end zone (S. Ficken kick)				6	21	
Chargers	2	3:12	M. Gordon 11 yd. run (C. Sturgis kick) (10-75, 4:32)				13	21	
Rams	3	12:38	C. Kupp 53 yd. pass from J. Goff (S. Ficken kick) (3-55, 0:51)				13	28	
Chargers	3	8:18	M. Williams 20 yd. pass from P. Rivers (C. Sturgis kick) (8-75, 4:20)				20	28	
Rams	3	3:19	R. Woods 6 yd. pass from J. Goff (S. Ficken kick) (11-77, 4:59)				20	35	
Chargers	4	11:49	C. Sturgis 26 yd. Field Goal (13-58, 6:30)				23	35	



# **UPDATED PLAYER BIOGRAPHIES**





# 55 BRIAN ALLEN

Center // Michigan St. // Hinsdale, Ill.

Ht./Wt.: 6-2/303

NFL Exp.: Rookie

GP/GS: 2/0, (Playoffs): (0/0)

Birth Date: 10/11/1995

Acquired: D4A-2018 (No. 111)

**TRANSACTIONS:** Selected by the Rams in the fourth round (111th overall) of the 2018 NFL Draft (4/28/18).

**2018 SEASON: vs. Chargers (9/23):** Declared inactive...**vs. Arizona (9/16):** Made offensive debut, playing seven snaps at center in the fourth quarter...**at Oakland (9/10):** Made NFL debut...played nine special teams snaps.

**COLLEGE:** Four-year letter winner, played in 51 career games, including 38 starts (17 at center, 16 at left guard, five at right guard)...was voted a 2017 team captain...earned second-team All-Big Ten accolades three straight years (2015-17)...extremely durable lineman finished his career starting in 28 consecutive games, including all 13 games at center in 2017...three-time Academic All-Big Ten honoree...versatile lineman played both guard spots and center throughout his collegiate career...as a senior in 2017, led the offensive line with 98 knockdowns...played a team-high 977 snaps...voted the team's most inspirational player (Biggie Munn Award) on offense...received the Downtown Coaches Club Award, given to the team's most outstanding offensive player and the Up Front Award (most outstanding lineman: offense)...named a semifinalist for the William V. Campbell Trophy, widely known as the 'Academic Heisman'...was the 2017 Michael R. Sadler Scholar-Athlete Award recipient (top Division I college football scholar-athlete in state of Michigan)...as a junior in 2016, was one of only three players on the team and the only offensive lineman to start all 12 games...named second-team All-Big Ten choice by the media and third-team pick by the coaches...appeared in all 14 games, including 12 starts (10 at left guard; two at center) as a sophomore in 2015...collected 82.5 knockdowns during the regular season, second most on the team...as a freshman in 2014, named a first-team Freshman All-American by the Football Writers Association of America and Scout.com.

**PERSONAL:** Three-year starter at Hinsdale Central for Coach Rich Tarka...earned first-team all-state honors (8A) from the Illinois High School Coaches Association and *Chicago Tribune* as a senior...two-time All-West Suburban Conference first-team honoree... also played on the defensive line recorded 16 tackles, including three for losses and 1.0 sack (11 yards), along with an interception and fumble recovery in 2013...first wrestler in Hinsdale Central history to win four state medals (second at 285 pounds in 2014; first at 285 in 2013; third at 285 in 2012; third at 215 in 2011)...as a junior, won the 2013 3A state wrestling championship at heavyweight (285 pounds), finishing the season with a perfect 48-0 record...nearly claimed back-to-back state titles at 285 pounds, but lost in overtime in the championship match; finished his senior year with a 45-2 record...ranked sixth nationally at 285 pounds by InterMatWrestle.com...also won the state title in the shot put in 2013...selected Chicago Sun-Times Male Athlete of the Year for 2013-14...was named the No. 1 Doings/Pioneer Press West Group sports story of 2013...son of John and Leslie Allen... his older brother, Jack, was a four-year letter winner (2012-15) and two-time first-team All-American center (2014-15) at Michigan State; he spent his rookie season (2016) in the NFL with the New Orleans Saints...his younger brother, Matt, is an offensive lineman at Michigan State...majored in economics.

#### Allen's Career Games/Starts:

Year	Teams	GP/GS
2018	Los Angeles Rams	2/0
<b>Totals</b>		<b>2/0</b>



# 26 MARK BARRON

Linebacker // Alabama // Mobile, Ala.

Ht./Wt.: 6-2/230

NFL Exp.: 7th (5th Rams)

GP/GS: 92/81, (Playoffs): (1/1)

Birth Date: 10/27/1989

Acquired: T(TB)-2014

**TRANSACTIONS:** Acquired by the Rams via trade in exchange for undisclosed draft picks (10/29/14)...originally selected by the Tampa Bay Buccaneers in the first round of the 2012 draft (7th overall).

**PRO:** Seventh-year pro...joined the Rams in 2014 and has played in 92 games with 81 starts...posted 638 career tackles (497 solo), including 8.0 sacks...recorded eight career interceptions, 40 pass breakups and forced five fumbles...finished second on the team in tackles in 2017 (108) and 2016 (147) after leading the Rams in 2015 (135)...started in his NFL debut against Carolina (9/9/12).

**2018 SEASON: vs. Chargers (9/23):** Declared inactive...**vs. Arizona (9/16):** Declared inactive...**at Oakland (9/10):** Declared inactive.

**2017 SEASON:** Started all 14 games that he appeared in...finished the regular season ranked second on the team in tackles with 108...posted 100-plus tackles for the third-straight season...recorded a career-high three interceptions...**vs. Indianapolis (9/10):** Made three tackles and had one hit on the quarterback...**vs. Washington (9/17):** Recorded 12 tackles (10 solo)...**at Dallas (10/1):** Notched eight tackles (seven solo)...intercepted a pass and registered one pass defended...made one solo tackle on special teams...**vs. Seattle (10/8):** Led the team in tackles with 18 (14 solo) and one pass defended...**at Jacksonville (10/16):** Started at inside linebacker...collected a team-leading 14 tackles (nine solo), including one for loss...also had 1.0 sack, one pass defended and one quarterback hit...**vs. Houston (11/12):** Started at inside linebacker...tallied seven tackles (five solo)... nabbed his third interception of the season, establishing a new personal best...**vs. Philadelphia (12/10):** Recorded nine tackles (six solo), including two for loss...added one quarterback hit...**Wild Card vs. Atlanta (1/6/18):** Made first career postseason start at inside linebacker...registered 10 tackles (eight solo).

**2016 SEASON:** Started all 16 games, finished second on the team with a career-high 147 tackles...**vs. Seattle (9/18):** Led the team with 13 tackles (10 solo)...**at Tampa Bay (9/25):** Tallied nine tackles (eight solo)...picked off a QB Jameis Winston pass and returned it seven yards...**at Arizona (10/2):** Recorded eight tackles (seven solo)...intercepted QB Drew Stanton to help seal the victory for his second interception in as many weeks, the first time in his career with picks in back-to-back games...**vs. New York Giants (10/23):** Tied for the team lead with 10 tackles (five solo)...notched two passes defended...**vs. Carolina (11/6):** Led the team with 11 tackles (11 solo)...sacked Panthers QB Cam Newton for a loss of eight yards...also added one special teams tackle...**at New Orleans (11/27):** Led the Rams with a season-high 18 tackles (16 solo)...added one quarterback hurry...recovered a QB Drew Brees fumble in the second quarter.

**2015 SEASON:** In his first full season with the Rams, he played in 16 games and started 12...finished the season as the team's leading tackler with 135 (107 solo)...also had 1.0 sack, five passes defended and four forced fumbles...marked the first season that he registered triple digit tackles in his NFL career...**at Seattle (12/27):** Started at safety...caused FB Will Tukuafu to fumble, which was scooped up by LB Akeem Ayers and returned 45 yards for a touchdown...registered three solo tackles...left the game due to concussion protocol in the second quarter and did not return...

**vs. Detroit (12/13):** Started at safety...led the team in tackles with 14 (13 solo)...**vs. Arizona (12/6):** Started on defense...led the team in tackles with 10 (nine solo), ...added one pass defended and one forced fumble...**at Baltimore (11/22):** Saw action on defense and special teams...notched 11 tackles (nine solo)...**vs. Chicago (11/15):** Started on defense...led the team in tackles with 10 (eight solo)...**vs. San Francisco (11/1):** Started on defense...led the team in tackles for the second-consecutive week with 11 (10 solo)...also had one pass defended...made one special teams tackle...**vs. Cleveland (10/25):** Started at linebacker...notched a career-high 19 tackles (16 solo)...also had two forced fumbles...**at Green Bay (10/11):** Started at linebacker...tipped a pass from Packers QB Aaron Rodgers, which was intercepted by LB James Laurinatis to end Rodgers' streak of 586 consecutive passes at Lambeau without an interception...also notched six tackles (four solo) and three passes defended...**at Arizona (10/4):** Saw action on defense and special teams...registered five tackles (four solo)...forced a fumble on the opening kickoff, marked his second forced fumble of his career...**vs. Pittsburgh (9/27):** Saw action on defense and special teams...sacked Steelers QB Ben Roethlisberger for a 6-yard loss...marked his fourth sack as a Ram, and his sixth career.

**2014 SEASON (ST. LOUIS):** Acquired by the St. Louis Rams via trade from the Tampa Bay Buccaneers in exchange for undisclosed draft picks (10/29/14)...posted 23 tackles (16 solo), a single-season high 3.0 sacks, and one pass defended in nine games as a Ram...**at San Francisco (11/2):** Made his Rams debut...saw action on special teams...notched one special teams tackle...**at Arizona (11/9):** Saw action on defense and on special teams...tallied six tackles (four solo) and recorded his first sack as a Ram...**vs. Oakland (11/30):** Recorded his first start as a Ram at cornerback...recorded four tackles (two solo)...posted one pass defended...**at Washington (12/7):** Saw action on defense and on special teams...notched three tackles (two solo) and 1.0 sack...tallied one special teams tackle...**at Seattle (12/28):** Saw action on defense and on special teams...notched 1.0 sack.

**2014 SEASON (TAMPA BAY):** Started seven-of-seven games with the Bucs...made 48 tackles (34 solo)...**vs. Baltimore (10/12):** Posted seven tackles...**at New Orleans (10/5):** Recorded nine tackles and tied a career-high with two passes defended...**at Pittsburgh (9/28):** Notched seven tackles...**at Atlanta (9/18):** Tallied seven tackles and one fumble recovery...**vs. St. Louis (9/14):** Registered eight tackles and one pass defended...**vs. Carolina (9/7):** Recorded seven tackles.

**2013 SEASON:** One of three defensive backs and 22 NFL players with 85-plus tackles, 2-plus interceptions and 2-plus sacks...ranked third on the Bucs with 88 tackles, including three for loss, two sacks, two interceptions, six passes defended and one fumble recovery...his two sacks were the most by a Buccaneers safety since Dexter Jackson recorded 2.5 in 2001...**vs. New Orleans (9/15):** Recorded a career-high 13 tackles, including one for loss, first career half-sack and a pass defended...**at New England (9/22):** Led team with 11 tackles and added an interception and half-sack...**at Seattle (11/3):** Led team with 11 (10 solo) tackles and an interception

**COLLEGE:** One-of-four Alabama players to be selected in the

first round of the 2012 NFL Draft, tying a school record set in 2011...second safety in Alabama football history to be selected in the first round, joining George Teague (29th overall in 1993)...two-time team captain that started 39-of-53 games played (2008-11), including every game he played in his sophomore, junior and senior seasons...recorded 237 career tackles to go with 12 interceptions, 22 passes defensed, 13 tackles for loss, 5.0 sacks, seven quarterback pressures, one forced fumble and one fumble recovery...his 12 interceptions rank tied for the eighth-most in school history...two-time first-team All-American...three-time All-SEC Selection...as a senior, started all 13 games at safety, ranking second on the team with 68 tackles to go with two interceptions, one sack, five tackles for loss and one fumble recovery...led defense that finished ranked first nationally in total defense (183.6 ypg), scoring defense (8.2 ppg), rushing defense (72.2 ypg), pass efficiency defense (83.7) and pass defense (111.5), just the second defense (1986 Oklahoma) to ever accomplish that feat...named Alabama Defensive Player of the Week seven times by coaches...unanimous first-team All-American (AFCA, Associated Press, FWAA, Walter Camp, Sporting News, ESPN.com, SI.com, Rivals.com and Pro Football Weekly)...finalist for both the Jim Thorpe Award (Top Defensive Back) and Chuck Bednarik Award (Top Defensive Player)...started all 12 games he played at safety as a junior, leading the team with 75 tackles, including 54 solo...semifinalist for the Thorpe Award and a quarter finalist for the Lott Trophy (Defensive IMPACT Player of the Year)...First-team FWAA All-American...First-team All-SEC selection by league coaches and the Associated Press...six-time Alabama Defensive Player of the Week by coaching staff...as a sophomore, started all 14 games of the season at safety, ranking eighth nationally and first in the

SEC with seven interceptions and second on the team with 76 tackles...seven interceptions tied for fourth-most in single season in team history...led the SEC – along with teammate Marquis Johnson – and ranked sixth nationally in passes defensed with 18...first-team All-SEC selection and a third-team All-American by the Associated Press.

**PERSONAL:** Attended St. Paul's Episcopal High School (Mobile, Ala.)...SuperPrep and Scout.com regarded him as the eighth-best player in the state of Alabama, as he earned a five-star prospect ranking and was named first-team All-American by Scout.com during his senior campaign...during his senior season, he rushed for 1,094 yards on 122 carries with 15 touchdowns, and closed out his career when he was named the MVP of the 2007 Class 5A state championship game...had 785 yards rushing as a junior on 78 carries and added 368 receiving yards on 23 catches, scoring a total of 12 touchdowns...in addition to playing football, Barron also competed in track and field, where he won multiple Class 5A individual state titles in events ranging from shot put to long jump during the 2008 season...son of Mark Sellers and Michelle Barron...attended the Buccaneers' 2013 Draft Party, presented by Miller Lite, greeting fans and signing autographs...participated in the annual "Chalk Talk with the Buccaneers" chamber of commerce luncheon in September 2012, greeting fans and speaking on the excitement for the 2012 season...in June 2012, visited MacDill Air Force Base to tour a hurricane aircraft, witness a military dog training session, and thank civilian workers and active duty military for their service...along with the 2012 rookie class, visited St. Joseph's Children's Hospital to greet patients recovering from injury and illness...majored in consumer affairs.

## MARK BARRON NFL STATISTICS



### REGULAR SEASON

Year	Team	G/S	Tackles			Sacks	Yards	Interceptions			TD	PD	Fumbles		
			Total	Solo	Asst.			Int.	Yards	Long			FF	FR	Yards
2012	Tampa Bay Bucs	16/16	89	72	17	0.0	0.0	1	12	12	0	10	1	0	0
2013	Tampa Bay Bucs	14/14	88	70	18	2.0	9.5	2	0	0	0	6	0	1	0
2014	Tampa Bay Bucs	7/7	48	34	14	0.0	0.0	0	0	0	0	3	0	1	8
2014	St. Louis Rams	9/2	23	16	7	3.0	16.0	0	0	0	0	1	0	0	0
2015	St. Louis Rams	16/12	135	107	28	1.0	5.0	0	0	0	0	5	4	0	0
2016	Los Angeles Rams	16/16	147	118	29	1.0	8.0	2	8	7	0	8	0	1	0
2017	Los Angeles Rams	14/14	108	80	28	1.0	2.0	3	29	4	0	7	0	0	0
2018	Los Angeles Rams	0/0	-	-	-	-	-	-	-	-	-	-	-	-	-
<b>Totals</b>		<b>92/81</b>	<b>638</b>	<b>497</b>	<b>141</b>	<b>8.0</b>	<b>40.5</b>	<b>8</b>	<b>63</b>	<b>12</b>	<b>0</b>	<b>40</b>	<b>5</b>	<b>3</b>	<b>8</b>

### POSTSEASON

Year	Team	G/S	Tackles			Sacks	Yards	Interceptions			TD	PD	Fumbles		
			Total	Solo	Asst.			Int.	Yards	Long			FF	FR	Yds
2017	Los Angeles Rams	1/1	10	8	2	0.0	0.0	0	0.0	0	0	0	0	0	0
<b>Totals</b>		<b>1/1</b>	<b>10</b>	<b>8</b>	<b>2</b>	<b>0.0</b>	<b>0.0</b>	<b>0</b>	<b>0.0</b>	<b>0</b>	<b>0</b>	<b>0</b>	<b>0</b>	<b>0</b>	<b>0</b>

**Additional Career Statistics:** Special Teams Tackles: RAMS 2017 (1), 2016 (3), 2015 (2), 2014 (5), Bucs 2014 (1). Forced one fumble on special teams on kickoff (at Arizona, 10/4/15).

#### Regular Season Single Game Career Highs:

Tackles – 19, vs. Cleveland (10/25/15)  
 Passes Defensed – 3, at Green Bay (10/11/15)  
 Interceptions – 1, many times, last vs. Houston (11/12/17)  
 Sacks – 1.0, many times, last at Jacksonville (10/15/17)

#### Postseason Single Game Career Highs:

Tackles – 10, vs. Atlanta (1/6/18, NFC Wild Card)

# MARK BARRON GAME-BY-GAME



## 2018 Los Angeles Rams

Game	W/L	P/S	T	S	A	Sk	Yds	Int	Yds	Lg	TD	PD	FF	FR	Yds
at Oak 9/10	W					Inactive									
Ari 9/16	W					Inactive									
LAC 9/23	W					Inactive									
Min 9/27															
at Sea 10/7															
at Den10/14															
at SF 10/21															
GB 10/28															
at NO 11/4															
Sea 11/11															
KC 11/19															
at Det 12/2															
at Chi 12/9															
Phi 12/16															
at Ari 12/23															
SF 12/30															
Totals	3-0	0/0	-	-	-	-	-	-	-	-	-	-	-	-	-

## 2016 Los Angeles Rams

Game	W/L	P/S	T	S	A	Sk	Yds	Int	Yds	Lg	TD	PD	FF	FR	Yds
at SF 9/12	L	1/1	2	2	0	0.0	0.0	0	0	0	0	2	0	0	0
Sea 9/18	W	1/1	13	10	3	0.0	0.0	0	0	0	0	0	0	0	0
at TB 9/25	W	1/1	9	8	1	0.0	0.0	1	7	7	0	2	0	0	0
at Ari 10/2	W	1/1	8	7	1	0.0	0.0	1	1	1	0	0	0	0	0
Buf 10/9	L	1/1	10	9	1	0.0	0.0	0	0	0	0	0	0	0	0
at Det 10/16	L	1/1	10	5	5	0.0	0.0	0	0	0	0	0	0	0	0
NYG 10/23	L	1/1	10	5	5	0.0	0.0	0	0	0	0	2	0	0	0
Car 11/6	L	1/1	11	11	0	1.0	8.0	0	0	0	0	0	0	0	0
at NYJ 11/13	W	1/1	7	5	2	0.0	0.0	0	0	0	0	0	0	0	0
Mia 11/20	L	1/1	12	11	1	0.0	0.0	0	0	0	1	0	0	0	0
at NO 11/27	L	1/1	18	16	2	0.0	0.0	0	0	0	0	0	0	1	0
at NE 12/4	L	1/1	7	5	2	0.0	0.0	0	0	0	0	0	0	0	0
Atl 12/11	L	1/1	7	6	1	0.0	0.0	0	0	0	0	0	0	0	0
at Sea 12/15	L	1/1	10	9	1	0.0	0.0	0	0	0	0	0	0	0	0
SF 12/24	L	1/1	5	4	1	0.0	0.0	0	0	0	0	0	0	0	0
Ari 11/17	L	1/1	8	5	3	0.0	0.0	0	0	0	0	1	0	0	0
Totals	4-12	16/16	147	118	29	1.0	8.0	2	8	7	0	8	0	1	0

## 2014 St. Louis Rams

Game	W/L	P/S	T	S	A	Sk	Yds	Int	Yds	Lg	TD	PD	FF	FR	Yds
Min 9/7						Was a member of the Bucs									
at TB 9/14						Was a member of the Bucs									
Dal 9/21						Was a member of the Bucs									
Phi 10/5						Was a member of the Bucs									
SF 10/13						Was a member of the Bucs									
Sea 10/19						Was a member of the Bucs									
at KC 10/26						Was a member of the Bucs									
at SF 11/2	W	1/0	0	0	0	0.0	0.0	0	0	0	0	0	0	0	0
at Ari 11/9	L	1/0	6	4	2	1.0	7.0	0	0	0	0	0	0	0	0
Den 11/16	W	1/0	1	1	0	0.0	0.0	0	0	0	0	0	0	0	0
at SD 11/23	L	1/0	2	1	1	0.0	0.0	0	0	0	0	0	0	0	0
Oak 11/30	W	1/1	4	2	2	0.0	0.0	0	0	0	0	1	0	0	0
at Was 12/7	W	1/0	3	2	1	1.0	7.0	0	0	0	0	0	0	0	0
Ari 12/11	L	1/0	2	1	1	0.0	0.0	0	0	0	0	0	0	0	0
NYG 12/21	L	1/1	5	5	0	0.0	0.0	0	0	0	0	0	0	0	0
at Sea 12/28	L	1/0	0	0	0	1.0	2.0	0	0	0	0	0	0	0	0
Totals	4-5	9/2	23	16	7	3.0	16.0	0	0	0	0	1	0	0	0

## 2014 Tampa Bay Buccaneers

Game	W/L	P/S	T	S	A	Sk	Yds	Int	Yds	Lg	TD	PD	FF	FR	Yds
Car 9/7	L	1/1	7	5	2	0.0	0.0	0	0	0	0	0	0	0	0
StL 9/14	L	1/1	8	6	2	0.0	0.0	0	0	0	0	1	0	0	0
at Atl 9/18	L	1/1	7	6	1	0.0	0.0	0	0	0	0	0	0	1	8
at Pit 9/28	W	1/1	7	5	2	0.0	0.0	0	0	0	0	0	0	0	0
at NO 10/5	L	1/1	9	6	3	0.0	0.0	0	0	0	0	2	0	0	0
Bal 10/12	L	1/1	7	4	3	0.0	0.0	0	0	0	0	0	0	0	0
Min 10/26	L	1/1	3	2	1	0.0	0.0	0	0	0	0	0	0	0	0
Totals	1-6	7/7	48	34	14	0.0	0.0	0	0	0	0	3	0	1	8

## 2012 Tampa Bay Buccaneers

Game	W/L	P/S	T	S	A	Sk	Yds	Int	Yds	Lg	TD	PD	FF	FR	Yds
Car 9/9	W	1/1	3	3	0	0.0	0.0	0	0	0	0	2	0	0	0
at NYG 9/14	L	1/1	10	6	4	0.0	0.0	0	0	0	0	2	0	0	0
at Dal 9/23	L	1/1	6	6	0	0.0	0.0	0	0	0	0	1	0	0	0
Was 10/30	L	1/1	8	7	1	0.0	0.0	0	0	0	0	0	1	0	0
KC 10/14	W	1/1	8	6	2	0.0	0.0	1	12	12	0	1	0	0	0
NO 10/21	L	1/1	7	6	1	0.0	0.0	0	0	0	0	1	0	0	0
at Min 10/25	W	1/1	2	1	1	0.0	0.0	0	0	0	0	0	0	0	0
at Oak 11/4	W	1/1	4	2	2	0.0	0.0	0	0	0	0	0	0	0	0
SD 11/11	W	1/1	6	6	0	0.0	0.0	0	0	0	0	1	0	0	0
at Car 11/18	W	1/1	3	3	0	0.0	0.0	0	0	0	0	0	0	0	0
Atl 11/25	L	1/1	5	4	1	0.0	0.0	0	0	0	0	0	0	0	0
at Den 12/2	L	1/1	4	3	1	0.0	0.0	0	0	0	0	0	0	0	0
Phi 12/9	L	1/1	3	2	1	0.0	0.0	0	0	0	0	0	0	0	0
at NO 12/16	L	1/1	10	8	2	0.0	0.0	0	0	0	0	1	0	0	0
StL 12/23	L	1/1	8	7	1	0.0	0.0	0	0	0	0	0	0	0	0
at Atl 12/30	W	1/1	2	2	0	0.0	0.0	0	0	0	0	1	0	0	0
Totals	7-9	16/16	89	72	17	0.0	0.0	1	12	12	0	10	1	0	0

## 2017 Los Angeles Rams

Game	W/L	P/S	T	S	A	Sk	Yds	Int	Yds	Lg	TD	PD	FF	FR	Yds
Ind 9/10	W	1/1	3	2	1	0.0	0.0	0	0	0	0	0	0	0	0
Was 9/17	L	1/1	12	10	2	0.0	0.0	0	0	0	0	0	0	0	0
at SF 9/21	W	1/1	9	8	1	0.0	0.0	0	0	0	0	0	0	0	0
at Dal 10/1	W	1/1	8	7	1	0.0	0.0	1	4	4	0	1	0	0	0
Sea 10/8	L	1/1	18	14	4	0.0	0.0	0	0	0	0	1	0	0	0
at Jax 10/15	W	1/1	14	9	5	1.0	2.0	0	0	0	0	1	0	0	0
Ari 10/22	W	1/1	2	1	1	0.0	0.0	1	10	10	0	1	0	0	0
at NYG 11/5	W	1/1	8	6	2	0.0	0.0	0	0	0	0	1	0	0	0
Hou 11/12	W	1/1	7	5	2	0.0	0.0	1	15	15	0	0	0	0	0
at Min 11/19	L	1/1	6	4	2	0.0	0.0	0	0	0	0	0	0	0	0
NO 11/26	W	1/1	6	4	2	0.0	0.0	0	0	0	0	2	0	0	0
at Ari 12/3	W	1/1	6	4	2	0.0	0.0	0	0	0	0	0	0	0	0
Phi 12/10	L	1/1	9	6	3	0.0	0.0	0	0	0	0	0	0	0	0
at Sea 12/17	W	1/1	0	0	0	0.0	0.0	0	0	0	0	0	0	0	0
at Ten 12/24	W					Inactive									
SF 12/31	L					Inactive									
Totals	11-5	14/14	108	80	28	1.0	2.0	3	29	4	0	7	0	0	0

## 2017 Postseason

Game	W/L	P/S	T	S	A	Sk	Yds	Int	Yds	Lg	TD	PD	FF	FR	Yds
Atl 1/6/18	L	1/1	10	8	2	0.0	0.0	0	0	0	0	0	0	0	0
Totals	0-1	1/1	10	8	2	0.0	0.0	0	0	0	0	0	0	0	0

## 2015 St. Louis Rams

Game	W/L	P/S	T	S	A	Sk	Yds	Int	Yds	Lg	TD	PD	FF	FR	Yds
Sea 9/13	W	1/0	5	3	2	0.0	0.0	0	0	0	0	0	0	0	0
at Was 9/20	L	1/0	6	5	1	0.0	0.0	0	0	0	0	0	0	0	0
Pit 9/27	L	1/0	3	3	0	1.0	5.0	0	0	0	0	0	0	0	0
at Ari 10/4	W	1/0	5	4	1	0.0	0.0	0	0	0	0	0	0	0	0
at GB 10/11	L	1/1	6	4	2	0.0	0.0	0	0	0	0	3	0	0	0
Cle 10/25	W	1/1	19	16	3	0.0	0.0	0	0						



# 66 AUSTIN BLYTHE

Center // Iowa // Williamsburg, Iowa

Ht./Wt.: 6-3/298

NFL Exp.: 3rd (2nd Rams)

GP/GS: 27/5, (Playoffs): (1/0)

Birth Date: 6/16/1992

Acquired: W(IND)-2017

**TRANSACTIONS:** Claimed by the Rams off waivers (5/16/17)... waived by the Colts (5/15/17)... drafted by the Indianapolis Colts in the seventh round (No. 248 overall) in the 2016 NFL Draft.

**PRO:** Third-year pro, joined the Rams via waivers in 2017... appeared in 26 career games with five starts through Week 3 of 2018.

**2018 SEASON: vs. Chargers (9/23):** Started at right guard... provided time for QB Jared Goff to throw for 350-plus yards in consecutive games... **vs. Arizona (9/16):** Second-consecutive start at right guard, played all 72 offensive snaps... **at Oakland (9/10):** Started at right guard... played all 63 offensive snaps.

**2017 SEASON:** Saw action in all 16 regular season games and made one start... **at San Francisco (9/21):** Entered the game at center after John Sullivan sustained an injury... played 36 snaps at center and aided a line that helped produce 126 yards rushing on 32 carries (3.9 avg.)... **vs. Arizona (10/22):** Saw action at center and on special teams... entered game at center after John Sullivan sustained an injury... **vs. San Francisco (12/31):** Started at left guard... **Wild Card vs. Atlanta (1/6/18):** Saw action on special teams.

**2016 SEASON:** Competed in eight games and made one start at right guard... saw action in his first career NFL game as an eligible lineman and on special teams in a Week 3 win against San Diego (9/25)... first career start at right guard in a Week 4 contest against Jacksonville... participated on special teams Weeks 5-9 and Week 15.

**COLLEGE:** Saw action in 52 games with 51 starts as a four-year starter for Iowa... helped bolster a Hawkeye offensive line that allowed the team to start the 2015 campaign 12-0 and earn a spot


in the Big Ten Championship and Rose Bowl games... started all 14 games in 2015 and named a team captain... an All-American third-team selection by Associated Press... in 2014, started all 13 games including six games at C, one at RG, and the final six at LG... started all 13 games at C in 2013 and helped the Hawkeyes to an 8-4 record and an Outback Bowl appearance as a redshirt sophomore... played in 10 games earning nine starts at right guard as a redshirt freshman in 2012... redshirted as a true freshman in 2011.

**PERSONAL:** Name pronounced "BLY-th"... attended Williamsburg (Iowa) High School where he was a senior captain, two-time first team all-state selection, three-time first team all-district and All-America honorable mention... a member of the high school wrestling team where he earned three consecutive state heavyweight wrestling titles and placed second as a freshman... holds the state record with 143 career pins... studied communications at Iowa.

#### Blythe's Career Games/Starts:

Year	Teams	GP/GS
2018	Los Angeles Rams	3/3
2017	Los Angeles Rams	16/1
	<i>Postseason</i>	<i>1/0</i>
2016	Indianapolis Colts	8/1
<b>Totals</b>		<b>27/5</b>
	<i>Postseason</i>	<i>1/0</i>





# 90 MICHAEL BROCKERS

Defensive Line // LSU // Houston, Texas

Ht./Wt.: 6-5/305

NFL Exp.: 7th (7th Rams)

GP/GS: 94/92, (Playoffs): (1/1)

Birth Date: 12/21/1990

Acquired: D1-2012 (No. 14)

**TRANSACTIONS:** Selected by the Rams in the first round (14th overall) of the 2012 NFL Draft (4/26/12).

**PRO :** Seventh-year pro has played in 94 career games with 92 starts...recorded 417 career tackles (225 solo), with 20.0 sacks... named to the Pro Football Writers of American/Pro Football Weekly All-Rookie team in 2012...voted a captain for the 2018 season by his teammates.

**2018 SEASON: vs. Chargers (9/23):** Started and recorded two tackles (one solo)...**vs. Arizona (9/16):** Started and recorded two assisted tackles...**at Oakland (9/10):** Started and recorded five tackles (four solo), tallied the Rams first sack of the 2018 season.

**2017 SEASON:** Started 15-of-16 regular season games, finished fifth on the team in tackles with 65...recorded 4.5 sacks, the second-most in a single season in his career...**vs. Indianapolis (9/10):** Led the team in tackles with six (three solo), including one tackle for loss...also notched one hit on the quarterback...**at Dallas (10/1):** Recorded five tackles (three solo), including one for loss...tallied one sack, two quarterback hits and two passes defended...**at Jacksonville (10/16):** Collected five tackles (four solo), including one for loss...also had 1.0 sack and one hit of the quarterback...**vs. Houston (11/12):** Registered four tackles (two solo), including one for loss...added 1.0 sack, a pass defended and a hit on the quarterback...**at Arizona (12/3):** Made five tackles (three solo)...also blocked a field goal attempt...**vs. Philadelphia (12/10):** Started at defensive tackle...tallied three tackles (two solo), including one for a loss...notched one sack and one quarterback hit...**Wild Card vs. Atlanta (1/6/18):** Made first career postseason start at defensive tackle...registered one tackle and split a sack.

**2016 SEASON:** Started all 14 games he played, finished third among Rams defensive linemen with 58 tackles...**at San Francisco (9/12):** Recorded seven total tackles (two solo)...**at New Orleans (11/27):** Led the defensive line with six tackles (four solo)...also added two quarterback hits.

**2015 SEASON:** Started 16 games at defensive tackle...tallied 74 tackles (44 solo), 3.0 sacks, 18 quarterback pressures and six quarterback hits on the season...**vs. Detroit (12/13):** Sacked QB Matt Stafford for an 8-yard loss...marked his third sack of the season and 14.5 career...also credited with two assisted tackles, two quarterback pressures and one hit on the quarterback...**vs. San Francisco (11/1):** Sacked 49ers QB Colin Kaepernick for a 3-yard loss, his second sack of the season...registered six tackles (four solo)...**Week 7 vs. Cleveland (10/25):** Recorded four tackles (three solo)...**vs. Seattle (9/13):** Established a new career-high in tackles with 13, good for the team lead in tackles.

**2014 SEASON:** Started 16 games...finished the season with 73 tackles (31 solo), two sacks and 14 quarterback pressures...**at San Francisco (11/2):** Tallied five tackles (four solo) and 1.0 sack, his first of the season...**at San Diego (11/23):** Tallied five tackles (two solo) and 1.0 sack...**at Seattle (12/28):** Posted a season-high 10 tackles (three solo).

**2013 SEASON:** Started 16 games at right defensive tackle... led all Rams defensive linemen with 75 tackles...finished with a career-high 5.5 sacks on the year...**vs. Jacksonville (10/6):** Sacked Jaguars QB Blaine Gabbert for a 4-yard loss...marked

his first sack of the season...tallied four tackles (two solo)...also caused one fumble...**at Houston (10/13):** Recorded 2.0 sacks on Texans QB Matt Schaub...marks second consecutive game with a sack, pushes his season total to 3.5 and career to 7.5...added seven solo tackles, including three for loss...**vs. Seattle (10/28):** Tallied six tackles (one solo)...part of a defensive line that helped limit the Seahawks to just 44 rushing yards...**vs. Chicago (11/24):** Recorded two tackles (one solo)...also caused one fumble and had two quarterback pressures...**at San Francisco (12/1):** Sacked 49ers QB Colin Kaepernick...added a second sack on Kaepernick to give him four career multiple sack games...added seven tackles (two solo)...**vs. New Orleans (12/15):** Batted down a Saints K Garrett Hartley 36-yard field goal attempt...also recorded six tackles (four solo) and one hit on the quarterback...**at Seattle (12/29):** Posted a season-high 10 tackles (eight solo), including two for loss.

**2012 SEASON:** Named to Pro Football Weekly's All-Rookie Team...led all Rams defensive linemen in tackles (63) despite missing three games...also had 4.0 sacks and 13 quarterback pressures during rookie season...**vs. Seattle (9/30):** Saw his first NFL action, starting at right defensive tackle...recorded two assisted tackles...**vs. Green Bay (10/21):** Started at right defensive tackle...sacked Packers' QB Aaron Rodgers for a loss of four yards, his first career sack...notched a season-high seven tackles (four solo)...**at San Francisco (11/11):** Started at right defensive tackle...split a sack on 49ers QB Alex Smith with DE Robert Quinn for a two-yard loss...notched a solo sack on Smith to give him 1.5 on the day and 2.5 on the season...also made five tackles (three solo), one quarterback pressure and one hit on the quarterback...**vs. San Francisco (12/2):** Started at right defensive tackle...notched a season-high among Rams defensive linemen in tackles with 11 (five solo), including one for loss...**at Buffalo (12/9):** Started at right defensive tackle... split a sack on Buffalo QB Ryan Fitzpatrick on the first drive of the game...tallied a solo sack for a loss of six yards to push his season total to 4.0...forced a RB Fred Jackson fumble, which was recovered by LB James Laurinaitis and returned four yards...marks the first forced fumble of his career...also made six tackles (five solo), including one for loss...added two quarterback pressures and two quarterback hits...**at Tampa Bay (12/23):** Started at right defensive tackle... tallied five tackles (one solo)...also tipped one pass that was intercepted by DE Eugene Sims.

**COLLEGE:** Earned Associated Press second-team All-Southeastern Conference honors...in two seasons at Louisiana State, Brockers appeared in 27 games, starting 15 contests at left defensive tackle...credited with 79 tackles (34 solo), two sacks (16 yards), 11 stops for loss (33 yards) and five quarterback pressures...caused two fumbles, blocked one kick, intercepted one pass and deflected three others.

**PERSONAL:** Attended Chavez High School in Houston, Texas, playing football for Lobos head coach Mike Jackson...a dominating defensive end that was considered among the top prospects in the state of Texas for the Class of 2009...was rated the 10th defensive end in the country and 23rd prospect in the state of Texas by Rivals.com...Scout.com regarded him as the nation's 16th defensive end, with both recruiting services giving him a four-star rating...added Super Prep All-American honors while leading



# MICHAEL BROCKERS GAME-BY-GAME CONT.



## 2016 Los Angeles Rams

Game	W/L	P/S	T	S	A	Sk	Yds	Int	Yds	Lg	TD	PD	FF	FR	Yds
at SF 9/12	L	1/1	7	2	5	0.0	0.0	0	0	0	0	0	0	0	0
Sea 9/18	W	1/1	2	1	1	0.0	0.0	0	0	0	0	0	0	0	0
at TB 9/25	W	1/1	5	3	2	0.0	0.0	0	0	0	0	0	0	0	0
at Ari 10/2	W	1/1	5	3	2	0.0	0.0	0	0	0	0	0	0	0	0
Buf 10/9	L							Inactive							
at Det 10/16	L	1/1	3	2	1	0.0	0.0	0	0	0	0	1	0	0	0
NYG 10/23	L							Inactive							
Car 11/6	L	1/1	1	0	1	0.0	0.0	0	0	0	0	0	0	0	0
at NYJ 11/13	W	1/1	3	1	2	0.0	0.0	0	0	0	0	0	0	0	0
Mia 11/20	L	1/1	5	3	2	0.0	0.0	0	0	0	0	0	0	0	0
at NO 11/27	L	1/1	6	4	2	0.0	0.0	0	0	0	0	0	0	0	0
at NE 12/4	L	1/1	6	5	1	0.0	0.0	0	0	0	0	1	0	0	0
Atl 12/11	L	1/1	4	3	1	0.0	0.0	0	0	0	0	1	0	0	0
at Sea 12/15	L	1/1	3	1	2	0.0	0.0	0	0	0	0	0	0	0	0
SF 12/24	L	1/1	5	3	2	0.0	0.0	0	0	0	0	0	1	0	0
Ari 1/1/17	L	1/1	3	2	1	0.0	0.0	0	0	-	0	0	0	0	0
<b>Totals</b>	<b>4-12</b>	<b>14/14</b>	<b>58</b>	<b>33</b>	<b>25</b>	<b>0.0</b>	<b>0.0</b>	<b>0</b>	<b>0</b>	<b>0</b>	<b>0</b>	<b>3</b>	<b>1</b>	<b>0</b>	<b>0</b>

## 2014 St. Louis Rams

Game	W/L	P/S	T	S	A	Sk	Yds	Int	Yds	Lg	TD	PD	FF	FR	Yds
Min 9/7	L	1/1	3	2	1	0.0	0.0	0	0	0	0	0	0	0	0
at TB 9/14	W	1/1	1	0	1	0.0	0.0	0	0	0	0	0	0	0	0
Dal 9/21	L	1/1	6	4	2	0.0	0.0	0	0	0	0	0	0	0	0
Phi 10/5	L	1/1	1	0	1	0.0	0.0	0	0	0	0	0	0	1	0
SF 10/13	L	1/1	4	3	1	0.0	0.0	0	0	0	0	0	0	0	0
Sea 10/19	W	1/1	4	0	4	0.0	0.0	0	0	0	0	0	0	0	0
at KC 10/26	L	1/1	3	2	1	0.0	0.0	0	0	0	0	0	0	0	0
at SF 11/2	W	1/1	5	4	1	1.0	4.0	0	0	0	0	0	0	0	0
at Ari 11/9	L	1/1	2	0	2	0.0	0.0	0	0	0	0	0	0	0	0
Den 11/16	W	1/1	2	1	1	0.0	0.0	0	0	0	0	0	0	0	0
at SD 11/23	L	1/1	5	2	3	1.0	4.0	0	0	0	0	0	0	0	0
Oak 11/30	W	1/1	8	6	2	0.0	0.0	0	0	0	0	0	0	0	0
at Was 12/7	W	1/1	2	0	2	0.0	0.0	0	0	0	0	0	0	0	0
Ari 12/11	L	1/1	8	2	6	0.0	0.0	0	0	0	0	0	0	0	0
NYG 12/21	L	1/1	9	2	7	0.0	0.0	0	0	0	0	0	0	0	0
at Sea 12/28	L	1/1	10	3	7	0.0	0.0	0	0	0	0	0	0	0	0
<b>Totals</b>	<b>6-10</b>	<b>16/16</b>	<b>73</b>	<b>31</b>	<b>42</b>	<b>2.0</b>	<b>8.0</b>	<b>0</b>	<b>0</b>	<b>0</b>	<b>0</b>	<b>0</b>	<b>0</b>	<b>1</b>	<b>0</b>

## 2012 St. Louis Rams


Game	W/L	P/S	T	S	A	Sk	Yds	Int	Yds	Lg	TD	PD	FF	FR	Yds
at Det 9/9	L							Inactive							
Was 9/16	W							Inactive							
at Chi 9/23	L							Inactive							
Sea 9/30	W	1/1	2	0	2	0.0	0	0	0	0	0	0	0	0	0
Ari 10/4	W	1/1	2	2	0	0.0	0	0	0	0	0	0	0	0	0
at Mia 10/14	L	1/1	1	0	1	0.0	0	0	0	0	0	0	0	0	0
GB 10/21	L	1/1	7	4	3	1.0	4	0	0	0	0	0	0	0	0
NE 10/28	L	1/0	2	0	2	0.0	0	0	0	0	0	1	0	0	0
at SF 11/11	T	1/1	5	3	2	1.5	8	0	0	0	0	0	0	0	0
NYJ 11/18	L	1/1	6	4	2	0.0	0	0	0	0	0	0	0	0	0
at Ari 11/25	W	1/1	6	3	3	0.0	0	0	0	0	0	0	0	0	0
SF 12/2	W	1/1	11	5	6	0.0	0	0	0	0	0	0	0	0	0
at Buf 12/9	W	1/1	6	5	1	1.5	6.5	0	0	0	0	0	1	0	0
Min 12/16	L	1/1	7	2	5	0.0	0	0	0	0	0	0	0	0	0
at TB 12/23	W	1/1	5	1	4	0.0	0	0	0	0	0	1	0	0	0
at Sea 12/30	L	1/1	3	2	1	0.0	0	0	0	0	0	0	0	0	0
<b>Totals</b>	<b>7-8-1</b>	<b>13/12</b>	<b>63</b>	<b>31</b>	<b>32</b>	<b>4.0</b>	<b>18.5</b>	<b>0</b>	<b>0</b>	<b>0</b>	<b>0</b>	<b>2</b>	<b>1</b>	<b>0</b>	<b>0</b>

## 2015 St. Louis Rams

Game	W/L	P/S	T	S	A	Sk	Yds	Int	Yds	Lg	TD	PD	FF	FR	Yds
Sea 9/13	W	1/1	13	6	7	0.0	0.0	0	0	0	0	0	0	0	0
at Was 9/20	L	1/1	9	6	3	0.0	0.0	0	0	0	0	0	0	0	0
Pit 9/27	L	1/1	5	4	1	0.0	0.0	0	0	0	0	0	0	0	0
at Ari 10/4	W	1/1	2	0	2	0.0	0.0	0	0	0	0	0	0	0	0
at GB 10/11	L	1/1	5	3	2	1.0	3.0	0	0	0	0	0	0	0	0
Cle 10/25	W	1/1	4	3	1	0.0	0.0	0	0	0	0	0	0	0	0
SF 11/1	W	1/1	6	4	2	1.0	3.0	0	0	0	0	0	0	0	0
at Min 11/8	L	1/1	4	4	0	0.0	0.0	0	0	0	0	0	0	0	0
Chi 11/15	L	1/1	4	3	1	0.0	0.0	0	0	0	0	0	0	0	0
at Bal 11/22	L	1/1	7	4	3	0.0	0.0	0	0	0	0	0	0	0	0
at Cin 11/29	L	1/1	3	3	0	0.0	0.0	0	0	0	0	0	0	0	0
Ari 12/6	L	1/1	3	0	3	0.0	0.0	0	0	0	0	0	0	0	0
Det 12/13	W	1/1	2	0	2	1.0	8.0	0	0	0	0	0	0	0	0
TB 12/17	W	1/1	3	2	1	0.0	0.0	0	0	0	0	0	0	0	0
at Sea 12/27	W	1/1	3	1	2	0.0	0.0	0	0	0	0	0	0	0	0
at SF 1/3/16	L	1/1	1	1	0	0.0	0.0	0	0	0	0	0	0	0	0
<b>Totals</b>	<b>7-9</b>	<b>16/16</b>	<b>74</b>	<b>44</b>	<b>30</b>	<b>3.0</b>	<b>14.0</b>	<b>0</b>	<b>0</b>	<b>0</b>	<b>0</b>	<b>0</b>	<b>0</b>	<b>0</b>	<b>0</b>

## 2013 St. Louis Rams

Game	W/L	P/S	T	S	A	Sk	Yds	Int	Yds	Lg	TD	PD	FF	FR	Yds
Ari 9/8	W	1/1	4	3	1	0.0	0.0	0	0	0	0	0	0	0	0
at Atl 9/15	L	1/1	1	1	0	0.0	0.0	0	0	0	0	0	0	0	0
at Dal 9/22	L	1/1	5	2	3	0.0	0.0	0	0	0	0	0	0	0	0
SF 9/26	L	1/1	3	2	1	0.5	4.0	0	0	0	0	0	0	0	0
Jax 10/6	W	1/1	4	2	2	1.0	3.0	0	0	0	0	0	0	1	0
at Hou 10/13	W	1/1	7	7	0	2.0	4.0	0	0	0	0	0	0	0	0
at Car 10/20	L	1/1	2	0	2	0.0	0.0	0	0	0	0	0	0	0	0
Sea 10/28	L	1/1	6	1	5	0.0	0.0	0	0	0	0	0	0	0	0
Ten 11/3	L	1/1	5	4	1	0.0	0.0	0	0	0	0	0	0	0	0
at Ind 11/10	W	1/1	4	1	3	0.0	0.0	0	0	0	0	0	0	0	0
Chi 11/24	W	1/1	2	1	1	0.0	0.0	0	0	0	0	0	0	1	0
at SF 12/1	L	1/1	7	2	5	2.0	13.0	0	0	0	0	0	0	0	0
at Ari 12/8	L	1/1	6	2	4	0.0	0.0	0	0	0	0	0	0	0	0
NO 12/15	W	1/1	6	4	2	0.0	0.0	0	0	0	0	0	0	0	0
TB 12/22	W	1/1	3	0	3	0.0	0.0	0	0	0	0	0	0	0	0
at Sea 12/29	L	1/0	10	8	2	0.0	0.0	0	0	0	0	0	0	0	0
<b>Totals</b>	<b>7-9</b>	<b>16/16</b>	<b>75</b>	<b>40</b>	<b>35</b>	<b>5.5</b>	<b>24.0</b>	<b>0</b>	<b>0</b>	<b>0</b>	<b>0</b>	<b>0</b>	<b>2</b>	<b>0</b>	<b>0</b>



# 68 JAMON BROWN

Guard // Louisville // Louisville, Ky.

Ht./Wt.: 6-4/340

NFL Exp.: 4th (4th Rams)

GP/GS: 37/30, (Playoffs): (1/1)

Birth Date: 3/15/1993

Acquired: D3A-2015 (No. 72)

**TRANSACTIONS:** Placed on reserve/injured (11/17/15)...selected by the Rams in the third round (72nd overall) of the 2015 NFL Draft (5/1/15).

**PRO:** Fourth-year offensive lineman has started 30 of the 37 regular season games and one playoff game.

**2018 SEASON: vs. Chargers (9/23):** Saw action on special teams.

**2017 SEASON:** Started in all 16 regular season games and made his postseason debut at right guard...part of an offensive line that was a key factor in the Rams leading the league in points per game with a mark of 29.9...**vs. Indianapolis (9/10):** Part of an offensive line that helped gain 373 yards of total offense...**vs. Arizona (10/22):** Part of a unit that helped the offense gain 425 total yards...**at New York Giants (11/5):** Part of a unit that did not allow one sack and helped the offense gain 473 total yards...**vs. Houston (11/12):** Part of an offensive line that helped the offense gain 443 total yards...**at Seattle (12/17):** Part of a unit that helped the offense rush for 244 yards...marking the first time the Rams had 200-plus rushing yards since 2015...**at Tennessee (12/24):** Part of a unit that helped the offense gain 402 total yards...**Wild Card vs. Atlanta (1/6/18):** Made first career postseason start at right guard.

**2016 SEASON:** Played in 11 games, started five...**at Detroit (10/16):** Started at right guard for his first start of the season...helped pave the way for the offense to compile 387 yards.

**2015 SEASON:** Started nine games before being placed on reserve/injured (11/17/15)...**vs. San Francisco (11/1):** Opened up rushing lanes for the team to gain 197 yards on the ground...**vs. Cleveland (10/25):** Helped block for RB Todd Gurley to tally two rushing touchdowns...**at Arizona (10/4):** Opened up running lanes for rookie RB Todd Gurley to record 146 rushing yards...**vs. Seattle (9/13):** Started at left guard in his NFL debut...helped block for 19 first downs.

**COLLEGE:** Started all 13 games at offensive tackle in 2014 season...earned second team All-ACC accolades after leading the Cardinals to a 9-3 record...helped the Cardinals average 142.7 yards per game on the ground...allowed two sacks all season from his tackle position...started his 40th career game in the Belk Bowl

versus Georgia...started all 13 games at left tackle in 2013 after playing right tackle in 2012...played on an offense that averaged 460.8 yards per game...offense scored 30 or more points nine times...started all 13 games at right tackle in 2012...helped the Cardinals average 296.1 yards though the air and 122.7 yards on the ground...appeared in nine games during freshman campaign in 2011, made one start...started the year at defensive tackle before making the transition to offense...made collegiate debut at defensive tackle against Murray State...earned first start at offensive guard versus North Carolina in a 14-7 loss...appeared in seven other games on the offensive line.

**PERSONAL:** Name pronounced "juh-MON"...played for Curtis Higgins at Fern Creek High School...a three-year starter on defense and two-year starter on offense...rated seventh on the 2011 Kentucky's Watch List... ranked as the 52nd best defensive line prospect by Scout.com...rated three-star prospect by Rivals.com and the 58th-best tackle...recorded 25 tackles for loss in his career, including 12 as a senior despite playing with a nagging ankle injury...voted All-District 6-A...named to the All-Southern First Team by the Orlando Sentinel...earned Honorable Mention All-State accolades...rated as the 14th-best senior in the state of Kentucky...rated as the 47th-best defensive tackle by ESPN...helped his power-lifting team to a second-place finish in the state... raised his bench max to 300 pounds and his squat to 525... selected third team All-State as a junior...son of June Embers... justice administration major...sang a solo at the banquet of the Russell Athletic Bowl.

### Brown's Career Games/Starts:

Year	Teams	GP/GS
2018	Los Angeles Rams	1/0
2017	Los Angeles Rams	16/16
	<i>Postseason</i>	<i>1/1</i>
2016	Los Angeles Rams	11/5
2015	St. Louis Rams	9/9
<b>Totals</b>		<b>37/30</b>
	<i>Postseason</i>	<i>1/1</i>



# 34 MALCOLM BROWN

Running Back // Texas // Cibolo, Texas

Ht./Wt.: 5-11/222

NFL Exp.: 3rd (4th Rams)

GP/GS: 31/1, (Playoffs): (1/0)

Birth Date: 5/15/1993

Acquired: UDFA-2015

**TRANSACTIONS:** Signed to the Rams active roster (12/31/15)... added to the practice squad (9/6/15), after being released (9/5/15)...originally joined the team as an undrafted free agent (5/8/15)

**PRO:** Third-year pro has played in 31 regular season games and one playoff game..earned his first career start and set career-highs in every offensive category in 2017 while also playing a prominent role on special teams.

**2018 SEASON: vs. Chargers (9/23):** Saw action at running back and special teams...carried the ball five times for 42 yards (8.4 yards/rush)...**vs. Arizona (9/16):** Saw action at running back and on special teams...led the team with 46 rushing yards on 12 carries...caught one pass on a successful two-point conversion...**at Oakland (9/10):** Saw action at running back and on special teams...rushed once for five yards...caught two passes for nine yards.

**2017 SEASON:** Played in 11 regular season games and made one start...finished the season setting career-highs in carries (63), rushing yards (246), receptions (nine) and receiving yards (53)... **vs. Indianapolis (9/10):** Saw action on offense and special teams...recorded his first career touchdown on a 3-yard rush...**at Jacksonville (10/16):** Saw action at running back and on special teams...registered 17 yards on three carries...scooped up a Jaguars' blocked punt at their 8-yard line and ran it in for a touchdown...**vs. Arizona (10/22):** Saw action at running back...rushed for 48 yards on 11 carries...hauled in one 7-yard reception...**at New York Giants (11/5):** Saw action at running back...rushed for a career-high 57 yards on a career-high 15 carries...**at Seattle (12/17):** Saw action at running back...rushed for 45 yards on 10 carries (4.5 avg.)...**vs. San Francisco (12/31):** Made first-career

start at running back...had 14 carries for 54 yards...recorded a career-long 20-yard rush...**Wild Card vs. Atlanta (1/6/18):** Saw action at running back and on special teams...recorded 14 yards on two carries.

**2016 SEASON:** Played in all 16 games, rushed 18 times for 39 yards...finished with three special teams tackles...**at San Francisco (9/12):** Recorded one rush for five yards and one reception for eight yards...**vs. Buffalo (10/9):** Saw action on offense and special teams...helped the Rams get into opponent territory with a career-long 26-yard reception in the fourth quarter...**vs. Atlanta (12/11):** Rushed four times for 14 yards, with a 10 yard long...**at Seattle (12/15):** Hauled in one pass for 12 yards while also rushing one time.

**2015 SEASON:** Played in one game for the Rams.

**COLLEGE:** Played at Texas for four seasons, playing in 44 games (25 starts). In his four-year career with the Longhorns, Brown tallied 2,678 rushing yards on 630 carries (4.3 avg.) with 24 touchdowns. Also recorded 51 receptions resulting in 382 yards (7.5 avg.) and three touchdowns. As a true freshman in 2011, rushed for 742 yards and five touchdowns, earning the Big 12's Newcomer of the Year award. As a junior in 2013, Brown's 904 rushing yards and 1,099 all-purpose yards led the Longhorns. Started all 13 games at running back as a senior in 2014, was a second-team All-Big 12 selection.

**PERSONAL:** Born in Biloxi, Miss., on May 15, 1993...Brown's father, Tommy, played collegiately at Northwest Mississippi JUCO from 1982-84...graduated from Texas with a degree in physical culture and sports in December 2014.

# MALCOLM BROWN NFL STATISTICS



## REGULAR SEASON

Year	Team	G/S	Receiving					Rushing				
			No.	Yards	Avg.	Long	TD	Att.	Yards	Avg.	Long	TD
2015	St. Louis Rams	1/0	1	-2	-2.0	-2	0	4	17	4.3	13	0
2016	Los Angeles Rams	16/0	3	46	15.3	26	0	18	39	2.2	10	0
2017	Los Angeles Rams	11/1	9	53	5.9	16	0	63	246	3.9	20	1
2018	Los Angeles Rams	3/0	2	18	9.0	9	0	18	93	5.2	19	0
<b>Totals</b>		<b>30/1</b>	<b>15</b>	<b>115</b>	<b>7.7</b>	<b>26</b>	<b>0</b>	<b>103</b>	<b>395</b>	<b>3.8</b>	<b>20</b>	<b>1</b>

## POSTSEASON

Year	Team	G/S	Receiving					Rushing				
			No.	Yards	Avg.	Long	TD	Att.	Yards	Avg.	Long	TD
2017	Los Angeles Rams	1/0	0	0	0.0	0	0	2	14	7.0	11	0
<b>Totals</b>		<b>1/0</b>	<b>0</b>	<b>0</b>	<b>0.0</b>	<b>0</b>	<b>0</b>	<b>2</b>	<b>14</b>	<b>7.0</b>	<b>11</b>	<b>0</b>

**Additional Career Statistics:** Returned a blocked punt 8 yards for a touchdown at Jacksonville (10/15/17). Special teams tackles: 2016 (3).

### Regular Season Single Game Career Highs:

Rushes – 15, at New York Giants (11/5/17)  
Rush yards – 57, at New York Giants (11/5/17)

### Postseason Single Game Career Highs:

Rushes – 2, vs. Atlanta (1/6/18, NFC Wild Card)  
Rush yards – 14, vs. Atlanta (1/6/18, NFC Wild Card)

# MALCOLM BROWN GAME-BY-GAME



## 2018 Los Angeles Rams

Game	W/L	P/S	Receiving					Rushing				
			No.	Yards	Avg.	Long	TD	Att.	Yards	Avg.	Long	TD
at Oak 9/10	W	1/0	2	18	9.0	9	0	1	5	5.0	5	0
Ari 9/16	W	1/0	0	0	0.0	0	0	12	46	3.8	19	0
LAC 9/23	W	1/0	0	0	0.0	0	0	5	42	8.4	14	0
Min 9/27												
at Sea 10/7												
at Den 10/14												
at SF 10/21												
GB 10/28												
at NO 11/4												
Sea 11/11												
KC 11/19												
at Det 12/2												
at Chi 12/9												
Phi 12/16												
at Ari 12/23												
SF 12/30												
<b>Totals</b>	<b>3-0</b>	<b>3/0</b>	<b>2</b>	<b>18</b>	<b>9.0</b>	<b>9</b>	<b>0</b>	<b>18</b>	<b>93</b>	<b>5.2</b>	<b>19</b>	<b>0</b>

## 2016 Los Angeles Rams


Game	W/L	P/S	Receiving					Rushing				
			No.	Yards	Avg.	Long	TD	Att.	Yards	Avg.	Long	TD
at SF 9/12	L	1/0	1	8	8.0	8	0	1	5	5.0	5	0
Sea 9/18	W	1/0	0	0	0.0	0	0	0	0	0.0	0	0
at TB 9/25	W	1/0	0	0	0.0	0	0	0	0	0.0	0	0
at Ari 10/2	W	1/0	0	0	0.0	0	0	0	0	0.0	0	0
Buf 10/9	L	1/0	1	26	26.0	26	0	2	2	1.0	2	0
at Det 10/16	L	1/0	0	0	0.0	0	0	0	0	0.0	0	0
NYG 10/23	L	1/0	0	0	0.0	0	0	0	0	0.0	0	0
Car 11/6	L	1/0	0	0	0.0	0	0	1	0	0.0	0	0
at NYJ 11/13	W	1/0	0	0	0.0	0	0	0	0	0.0	0	0
Mia 11/20	L	1/0	0	0	0.0	0	0	0	0	0.0	0	0
at NO 11/27	L	1/0	0	0	0.0	0	0	3	9	3.0	4	0
at NE 12/4	L	1/0	0	0	0.0	0	0	0	0	0.0	0	0
Ari 12/11	L	1/0	0	0	0.0	0	0	4	14	3.5	10	0
at Sea 12/15	L	1/0	1	12	12.0	12	0	1	-4	-4.0	-4	0
SF 12/24	L	1/0	0	0	0.0	0	0	1	2	2.0	2	0
Ari 1/1/17	L	1/0	0	0	0.0	0	0	5	11	2.2	4	0
<b>Totals</b>	<b>4-12</b>	<b>16/0</b>	<b>3</b>	<b>46</b>	<b>15.3</b>	<b>26</b>	<b>0</b>	<b>18</b>	<b>39</b>	<b>2.2</b>	<b>10</b>	<b>0</b>

## 2017 Los Angeles Rams

Game	W/L	P/S	Receiving					Rushing				
			No.	Yards	Avg.	Long	TD	Att.	Yards	Avg.	Long	TD
Ind 9/10	W	1/0	0	0	0.0	0	0	7	16	2.3	5	1
Was 9/17	L	1/0	1	-4	-4.0	-4	0	0	0	0.0	0	0
at SF 9/21	W									Inactive		
at Dal 10/1	W	1/0	1	14	14.0	14	0	1	0	0.0	0	0
Sea 10/8	L	1/0	2	29	14.5	16	0	0	0	0.0	0	0
at Jax 10/15	W	1/0	0	0	0.0	0	0	3	17	5.7	8	0
Ari 10/22	W	1/0	1	7	7.0	7	0	11	48	4.4	11	0
at NYG 11/5	W	1/0	0	0	0.0	0	0	15	57	3.8	16	0
Hou 11/12	W									Inactive		
at Min 11/19	L									Inactive		
NO 11/26	W									Inactive		
at Ari 12/3	W									Inactive		
Phi 12/10	L	1/0	0	0	0.0	0	0	1	5	5.0	5	0
at Sea 12/17	W	1/0	0	0	0.0	0	0	10	45	4.5	14	0
at Ten 12/24	W	1/0	0	0	0.0	0	0	1	4	4.0	4	0
SF 12/3	L	1/1	4	7	1.8	5	0	14	54	3.9	20	0
<b>Totals</b>	<b>11-5</b>	<b>11/1</b>	<b>9</b>	<b>53</b>	<b>5.9</b>	<b>16</b>	<b>0</b>	<b>63</b>	<b>246</b>	<b>3.9</b>	<b>20</b>	<b>1</b>

## 2017 Postseason

ATL 1/6/18	L	1/0	0	0	0.0	0	0	2	14	7.0	11	0
<b>Totals</b>	<b>0-1</b>	<b>1/0</b>	<b>0</b>	<b>0</b>	<b>0.0</b>	<b>0</b>	<b>0</b>	<b>2</b>	<b>14</b>	<b>7.0</b>	<b>11</b>	<b>0</b>



# 41 MARQUI CHRISTIAN

Safety // **Midwestern St.** // **Spring, Texas**

Ht./Wt.: 5-11/207

NFL Exp.: 3rd (3rd Rams)

GP/GS: 26/0, (Playoffs): (0/0)

Birth Date: 10/27/1994

Acquired: W(AZ)-2016

**TRANSACTIONS:** Acquired via waivers by the Rams (9/28/16)... released by the Cardinals (9/27/16)...originally entered the NFL as Arizona's fifth-round draft choice (167th overall) in the 2016 NFL Draft (5/6/16).

**PRO:** Third-year pro, acquired by the Rams via waivers from Arizona...appeared in 26 games for the Rams...tallied 15 career tackles on defense and seven career special teams tackles.

**2018 SEASON: vs. Chargers (9/23):** Saw action on defense and special teams...recorded three solo tackles on defense...

**vs. Arizona (9/16):** Saw action on defense and special teams... recorded five tackles (four solo) on defense...**at Oakland (9/10):** Saw action on defense and on special teams...posted three solo tackles.

**2017 SEASON:** Appeared in 12 games before being placed on injured/reserve (12/27/17)...finished the regular season with six tackles on defense and four tackles on special teams...**vs. Arizona (10/22):** Saw action on defense and on special teams... collected one tackle...**at Seattle (12/17):** Saw action on defense and on special teams...had one solo tackle...added two tackles on special teams...**at Tennessee (12/24):** Saw action on defense and on special teams...registered one tackle on defense.

**2016 SEASON:** Played in 11 games in his rookie season before being placed on injured/reserve on December 19...finished the season with three special teams tackles...**at Arizona (10/2):** Made his NFL debut playing on defense and special teams...**vs. Buffalo (10/9):** Appeared on defense and special teams...recorded two special teams tackles...**at New York Jets (11/13):** Served as a key contributor on special teams, registered one special teams tackle.

**COLLEGE:** Finished his career at Midwestern State as the Mustangs' all-time leading tackler...a three-time first-team All-Lone Star Conference selection...played in 41 games (30 starts)... recorded 295 tackles, three interceptions, four fumble recoveries, with one returned for touchdown, and three forced fumbles... as a special teams performer, returned a botched punt for a touchdown...in addition to being named a first-team All-American, was the recipient of the Cliff Harris Award, an honor given to the nation's top small college defensive player as a senior.

**PERSONAL:** Name pronounced "MAR-key"...attended Spring High School in Spring, Texas...registered 90 tackles, two touchdowns and two fumble recoveries, making him a first-team All-District 13-5A selection as a senior in 2011.

## MARQUI CHRISTIAN NFL STATISTICS



Year	Team	REGULAR SEASON											Fumbles		
		Tackles		Interceptions									FF	FR	Yards
		G/S	Total	Solo	Asst.	Sacks	Yards	Int.	Yards	Long	TD	PD			
2016	Los Angeles Rams	11/0	0	0	0	0.0	0.0	0	0	0	0	0	0	0	0
2017	Los Angeles Rams	12/0	6	3	3	0.0	0.0	0	0	0	0	0	0	0	0
2018	Los Angeles Rams	3/0	11	10	1	0.0	0.0	0	0	0	0	0	0	0	0
<b>Totals</b>		<b>26/0</b>	<b>17</b>	<b>13</b>	<b>4</b>	<b>0.0</b>	<b>0.0</b>	<b>0</b>	<b>0</b>	<b>0</b>	<b>0</b>	<b>0</b>	<b>0</b>	<b>0</b>	<b>0</b>

**Additional Career Statistics:** Special Teams Tackles: 2017 (4), 2016 (3).







# 12 BRANDIN COOKS

Wide Receiver // Oregon St. // Stockton, Calif.

Ht./Wt.: 5-10/183

NFL Exp.: 5th (1st Rams)

GP/GS: 61/49, (Playoffs): (3/3)

Birth Date: 9/25/1993

Acquired: T(NE)-2018

**TRANSACTIONS:** Traded to the Rams (4/5/18)...Patriots exercised fifth-year option (4/29/17)...traded to New England (3/10/17)...signed by New Orleans as a first-round draft choice, No. 20 overall (5/18/14).

**PRO:** Fifth-year pro has played in 61 games with 49 starts... totaled 299 receptions for 4,279 yards and 27 receiving touchdowns...one of only four players to record at least three seasons of 1,000-plus receiving yards and seven touchdowns before his 25th birthday, (Randy Moss, John Jefferson and Odell Beckham Jr.)...joins only Steelers WR Antonio Brown as only wide receivers with at least 1,000 receiving yards and seven touchdowns in each of the last three seasons.

**2018 SEASON: vs. Chargers (9/23):** Started and recorded seven receptions for 90 yards...averaged 12.9 yards per reception...**vs. Arizona (9/16):** Led the team in receptions (seven) and yards (159)...the 159 yards receiving was the third-highest output of his career...**at Oakland (9/10):** Caught five passes for 87 yards...rushed the ball once for a six yard gain...drew two pass interference calls resulting in 87 penalty yards.

**2017 SEASON:** Played in all 16 regular season games with 15 starts and totaled 65 receptions for 1,082 yards and seven touchdowns...tallied 40 yards rushing on nine attempts...started all three postseason contests and registered 10 receptions for 155 yards and one rush for one yard...**vs. Kansas City (9/17):** Caught three passes for 88 yards, including a team-long 54-yard reception in his Patriots debut...**vs. Houston (9/24):** Led the team in receiving with 131 yards on five catches, including two for touchdowns...**vs. Atlanta (10/22):** Caught four passes for 65 yards including the game's opening score...**vs. Oakland (11/19):** Posted six catches for a game-high 149 yards receiving and a touchdown in a game played in Mexico City...**vs. Miami (11/26):** Led the team in receiving yards with 83 yards on six receptions, including a 5-yard touchdown...added one rushing attempt resulting in 11 yards...**vs. Buffalo (12/24):** Recorded two receptions for 19 yards...tallied one rushing attempt resulting in 19 yards...**vs. New York Jets (12/31):** Caught five passes for a game-high 79 yards and one touchdown...rushed three times for eight yards...**vs. Jacksonville (1/21/18):** Tallied six catches for 100 yards in the AFC Championship Game...**vs. Philadelphia (2/4/18):** Caught one pass for 23 yards before exiting Super Bowl LII with an injury.

**2016 SEASON:** Appeared in all 16 games with 12 starts... recorded 78 catches for a career-high 1,173 yards...tallied eight touchdown receptions, his second-consecutive season of at least 1,000 yards...recorded six rushing attempts for 30 yards...fielded one punt return for two yards...posted touchdown catches of 98 and 87 yards, giving him the club's longest and fourth-longest receiving touchdowns...became the first player in NFL history to have two touchdown receptions of 85-plus yards in his team's first five games...**vs. Oakland (9/11):** Caught six passes for 143 yards and two touchdowns...recorded a career-long 98-yard reception... added one rushing attempt for 11 yards...**vs. Carolina (10/16):** Caught seven passes for a then career-high 173 yards and a touchdown...**at Kansas City (10/23):** Recorded seven receptions for 58 yards and a nine-yard touchdown...**at Carolina (11/17):** Caught seven passes for 42 yards...became the third player to

start his career with the Saints to record at least 50 receptions in his first three seasons, joining WR Danny Abramowicz and RB Reggie Bush...**at Arizona (12/18):** Posted seven receptions for a career-best 186 yards and two touchdowns...marked the third-highest receiving total in Saints record books.

**2015 SEASON:** Appeared in all 16 games with 12 starts... recorded 84 receptions for 1,138 yards and nine touchdowns... led the Saints in receptions, receiving yardage and touchdowns... his 84 receptions were the most by a Saints receiver since 2010... also rushed eight times for 18 yards and returned two punts for 12 yards...**at Carolina (9/27):** Totaled seven receptions for 79 yards...**at Philadelphia (10/11):** Hauled in five passes for 107 yards with one touchdown...marked his first career 100-yard receiving game...**at Indianapolis (10/25):** Finished with a team-high 81 yards on six receptions...**vs. New York Giants (11/1):** Caught six passes for 88 yards and tied a single-game high two touchdowns...**at Washington (11/15):** Posted five receptions for 98 yards, including two scoring grabs to tie a career-high...**vs. Carolina (12/6):** Caught six passes for 104 yards, including a 54-yard touchdown...**vs. Detroit (12/21):** Caught 10 passes for 124 yards with a touchdown, setting a single-game career-high in receptions...returned two punts for 12 yards...**vs. Jacksonville (12/27):** Registered five receptions for 123 yards with a 71-yard touchdown...rushed a career-high four times for 10 yards...totaled 133 yards from scrimmage.

**2014 SEASON:** Played in 10 games with six starts...totaled 53 receptions for 550 yards and three touchdowns...rushed seven times for 73 yards and one touchdown...recorded 10 punt returns for 35 yards...added one kickoff return for 12 yards...**at Atlanta (9/7):** Played in first career game...caught seven passes (tied for the most by a Saints rookie in their debut) for 77 yards and a touchdown...rushed once for 18 yards...**vs. Minnesota (9/21):** Started and led the team with eight receptions for 74 yards...**vs. Tampa Bay (10/5):** Caught a team-high nine passes for 56 yards...rushed twice for 15 yards...returned one kickoff for 12 yards...**vs. Green Bay (10/26):** Caught a team-high six passes for 94 yards, including a 50-yard reception for a touchdown...scored first-career rushing touchdown on a four-yard sweep...became the youngest player in NFL history to record both a TD catch and run in the same game...**vs. San Francisco (11/9):** Played on offense and special teams...posted five catches for a team-leading 90 yards and a touchdown...placed on Injured Reserve on Nov. 18.

**COLLEGE:** Started 29 of the 38 career games played in at Oregon State as a two-year starter for the Beavers...posted 226 receptions for 3,272 yards with 24 touchdowns...added 61 carries for 340 yards...returned 12 punts for 72 yards...fielded eight kickoffs for 179 yards for a career total of 3,863 all-purpose yards...as a junior in 2013, captured the Biletnikoff Award...named a consensus first-team All-American and All-Pac 12 choice...started all 13 games during the 2013 season...set school and conference single-season receiving records with 128 receptions for 1,730 yards...scored a school-record 16 touchdowns...gained 217 yards rushing with two touchdowns on 32 carries...added 72 yards on 12 punt returns...his 2,019 all-purpose yards ranked second on the school annual record charts...as a sophomore in 2012, was a Biletnikoff Award semi-finalist...received All-Pac 12 first-team honors from

the NFL Draft report and received honorable mention from league coaches...started 13 games in 2012...recorded 67 receptions for 1,151 yards with five touchdowns...rushed 19 times for 82 yards to amass 1,233 total yards from scrimmage as a sophomore.

**PERSONAL:** Attended Lincoln High School (Stockton, Calif.)... was a two-time Section Offensive Player of the Year, All-Area selection and team Most Valuable Player.... as a senior, registered

66 receptions for 1,125 yards and 11 touchdowns...finished senior campaign with 1,525 all-purpose yards...as a junior, posted 46 catches for 783 yards and 10 touchdowns...added 29 receptions for 600 yards and seven scores as a sophomore...closed out prep career earning six total letters – three in football, two in track and one in basketball...majored in human development and family sciences at Oregon State.

## BRANDIN COOKS NFL STATISTICS



### REGULAR SEASON

Year	Team	G/S	No.	Receiving				Att.	Rushing			
				Yards	Avg.	Long	TD		Yards	Avg.	Long	TD
2014	New Orleans Saints	10/7	53	550	10.4	50t	3	7	73	10.4	28	1
2015	New Orleans Saints	16/12	84	1,138	13.5	71t	9	8	18	2.3	11	0
2016	New Orleans Saints	16/12	78	1,173	15.0	98t	8	6	30	5.0	11	0
2017	New England Patriots	16/15	65	1,082	16.6	64t	7	9	40	4.4	13	0
2018	Los Angeles Rams	3/3	19	336	17.7	57	0	1	6	6.0	6	0
<b>Totals</b>		<b>61/49</b>	<b>299</b>	<b>4,279</b>	<b>14.3</b>	<b>98t</b>	<b>27</b>	<b>31</b>	<b>167</b>	<b>5.4</b>	<b>28</b>	<b>1</b>

### POSTSEASON

Year	Team	G/S	No.	Receiving				Att.	Rushing			
				Yards	Avg.	Long	TD		Yards	Avg.	Long	TD
2017	New England Patriots	3/3	10	155	15.5	31	0	1	1	1.0	1	0
<b>Totals</b>		<b>3/3</b>	<b>10</b>	<b>155</b>	<b>15.5</b>	<b>31</b>	<b>0</b>	<b>1</b>	<b>1</b>	<b>1.0</b>	<b>1</b>	<b>0</b>

#### Regular Season Single Game Career Highs:

Receptions – 10, vs. Detroit (12/21/15)  
 Receiving Yards – 186, at Arizona (12/18/16)  
 Touchdowns – 2 (four times), last at Arizona (12/18/16)  
 Longest Reception – 98t, vs. Oakland (9/11/16)

#### Postseason Single Game Career Highs:

Receptions – 6, vs. Jacksonville (1/21/18, AFC Conference Championship)  
 Receiving Yards – 100, vs. Jacksonville (1/21/18, AFC Conference Championship)  
 Touchdowns – 1, vs. Jacksonville (1/21/18, AFC Conference Championship)  
 Longest Reception – 31, vs. Jacksonville (1/21/18, AFC Conference Championship)

# BRANDIN COOKS GAME-BY-GAME



## 2018 Los Angeles Rams

Game	W/L	P/S	Receiving				Rushing					
			No.	Yds	Avg.	Lg	TD	Att.	Yds	Avg.	Lg	TD
at Oak 9/10	W	1/1	5	87	17.4	30	0	1	6	6.0	6	0
Ari 9/16	W	1/1	7	159	22.7	57	0	0	0	0.0	0	0
LAC 9/23	W	1/1	7	90	12.9	21	0	0	0	0.0	0	0
Min 9/27												
at Sea 10/7												
at Den 10/14												
at SF 10/21												
GB 10/28												
at NO 11/4												
Sea 11/11												
KC 11/19												
at Det 12/2												
at Chi 12/9												
Phi 12/16												
at Ari 12/23												
SF 12/30												
<b>Totals</b>	<b>3-0</b>	<b>3/3</b>	<b>19</b>	<b>336</b>	<b>17.7</b>	<b>57</b>	<b>0</b>	<b>1</b>	<b>6</b>	<b>6.0</b>	<b>6</b>	<b>0</b>

## 2017 New England Patriots

Game	W/L	P/S	Receiving				Rushing					
			No.	Yds	Avg.	Lg	TD	Att.	Yds	Avg.	Lg	TD
KC 9/7	L	1/1	3	88	29.3	54	0	0	0	0.0	0	0
at NO 9/17	W	1/0	2	37	18.5	22	0	2	6	3.0	13	0
Hou 9/24	W	1/1	5	131	26.2	44	2	0	0	0.0	0	0
Car 10/1	L	1/1	3	38	12.7	17	0	1	4	4.0	4	0
at TB 10/5	W	1/1	5	85	17.0	34	0	0	0	0.0	0	0
at NYJ 10/15	W	1/1	6	93	15.5	42	0	0	0	0.0	0	0
Ati 10/22	W	1/1	4	65	16.3	27	1	0	0	0.0	0	0
LAC	W	1/1	5	26	5.2	9	0	0	0	0.0	0	0
at Den 11/12	W	1/1	6	74	12.3	27	0	0	0	0.0	0	0
at Oak 11/19	W	1/1	6	149	24.8	64t	1	0	0	0.0	0	0
Mia 11/26	W	1/1	6	83	13.8	37	1	1	11	11.0	11	0
at Buf 12/3	W	1/1	2	17	8.5	13	0	1	5	5.0	5	0
at Mia 12/11	L	1/1	1	38	38.0	38	0	0	0	0.0	0	0
at Pit 12/17	W	1/1	4	60	15.0	43	1	0	0	0.0	0	0
Buf 12/24	W	1/1	2	19	9.5	14	0	1	6	6.0	6	0
NYJ 12/31	W	1/1	5	79	15.8	37	1	3	8	2.7	12	0
<b>Totals</b>	<b>13-3</b>	<b>16/15</b>	<b>65</b>	<b>1,082</b>	<b>16.6</b>	<b>64t</b>	<b>7</b>	<b>9</b>	<b>40</b>	<b>4.4</b>	<b>13</b>	<b>0</b>

## 2017 Postseason

Ten 1/13/18†	W	1/1	3	32	10.7	13	0	0	0	0	0	0
Jax 1/21/18#	W	1/1	6	100	16.7	31	0	0	0	0	0	0
Phi 2/4/18\$	L	1/1	1	23	23.0	23	0	1	1	1.0	1	0
<b>Totals</b>	<b>2-1</b>	<b>3/3</b>	<b>10</b>	<b>155</b>	<b>15.5</b>	<b>31</b>	<b>0</b>	<b>1</b>	<b>1</b>	<b>1.0</b>	<b>1</b>	<b>0</b>

† Denotes AFC Divisional Playoff Game; #AFC Championship Game; \$ Super Bowl LII

## 2016 New Orleans Saints

Game	W/L	P/S	Receiving				Rushing					
			No.	Yds	Avg.	Lg	TD	Att.	Yds	Avg.	Lg	TD
Oak 9/11	L	1/1	6	143	23.8	98t	2	1	11	11.0	11	0
at NYG 9/18	L	1/0	7	68	9.7	18	0	0	0	0.0	0	0
Ati 9/26	L	1/0	2	13	6.5	9	0	1	6	6.0	6	0
at SD 10/2	W	1/1	3	31	10.3	15	0	0	0	0.0	0	0
Car 10/16	W	1/1	7	173	24.7	87t	1	1	2	2.0	2	0
at KC 10/23	L	1/1	7	58	8.3	14	1	0	0	0.0	0	0
Sea 10/30	W	1/1	4	44	11	20	1	0	0	0.0	0	0
at SF 11/6	W	1/0	5	66	13.2	28	0	0	0	0.0	0	0
Den 11/13	L	1/1	3	98	32.7	37	1	0	0	0.0	0	0
at Car 11/17	L	1/1	7	42	6.0	12	0	2	7	3.5	4	0
LA 11/27	W	1/1	0	0	0.0	0	0	0	0	0.0	0	0
Det 12/4	L	1/1	7	73	10.4	39	0	1	4	4.0	4	0
at TB 12/11	L	1/1	5	61	12.2	38	0	0	0	0.0	0	0
at Ari 12/18	W	1/0	7	186	26.6	65t	2	0	0	0.0	0	0
TB 12/24	W	1/1	5	98	19.6	42	0	0	0	0.0	0	0
at Ati 11/17	L	1/1	3	19	6.3	12	0	0	0	0.0	0	0
<b>Totals</b>	<b>7-9</b>	<b>16/12</b>	<b>78</b>	<b>1,173</b>	<b>15.0</b>	<b>98t</b>	<b>8</b>	<b>6</b>	<b>30</b>	<b>5.0</b>	<b>11</b>	<b>0</b>

## 2015 New Orleans Saints

Game	W/L	P/S	Receiving				Rushing					
			No.	Yds	Avg.	Lg	TD	Att.	Yds	Avg.	Lg	TD
at Ari 9/13	L	1/1	4	49	12.3	30	0	1	4	4.0	4	0
TB 9/20	L	1/1	5	62	12.4	21	0	1	4	4.0	4	0
at Car 9/27	L	1/1	7	79	11.3	16	0	0	0	0.0	0	0
Dal 10/4	W	1/1	4	25	6.3	13	0	0	0	0.0	0	0
at Phi 10/11	L	1/1	5	107	21.4	46	1	0	0	0.0	0	0
Ati 10/15	W	1/0	4	41	10.3	26	0	0	0	0.0	0	0
at Ind 10/25	W	1/1	6	81	13.5	47	0	0	0	0.0	0	0
NYG 11/1	W	1/0	6	88	14.7	26t	2	1	3	3.0	3	0
Ten 11/8	L	1/1	4	71	17.8	38t	1	0	0	0.0	0	0
at Was 11/15	L	1/1	5	98	19.6	60t	2	1	11	11.0	11	0
at Hou 11/29	L	1/1	5	35	7.0	11	0	0	0	0.0	0	0
Car 12/6	L	1/1	6	104	17.3	54t	1	0	0	0.0	0	0
at TB 12/13	W	1/0	3	29	9.7	14	0	0	0	0.0	0	0
Det 12/21	L	1/0	10	124	12.4	28	1	0	0	0.0	0	0
Jax 12/27	W	1/1	5	123	24.6	71t	1	4	10	2.5	5	0
at Ati 1/3/16	W	1/1	5	22	4.4	12	0	0	0	0.0	0	0
<b>Totals</b>	<b>7-9</b>	<b>16/12</b>	<b>84</b>	<b>1,138</b>	<b>13.5</b>	<b>71t</b>	<b>9</b>	<b>8</b>	<b>18</b>	<b>2.3</b>	<b>11</b>	<b>0</b>

## 2014 New Orleans Saints

Game	W/L	P/S	Receiving				Rushing					
			No.	Yds	Avg.	Lg	TD	Att.	Yds	Avg.	Lg	TD
at Ati 9/7	L	1/0	7	77	11.0	32	1	1	18	18.0	18	0
at Cle 9/14	L	1/1	3	17	5.7	13	0	2	31	15.5	28	0
Min 9/21	W	1/1	8	74	9.3	19	0	0	0	0.0	0	0
at Dal 9/28	L	1/1	5	31	6.2	12	0	0	0	0.0	0	0
TB 10/5	W	1/1	9	56	6.2	16	0	2	15	7.5	12	0
at Det 10/19	L	1/1	2	23	11.5	14	0	0	0	0.0	0	0
GB 10/26	W	1/1	6	94	15.7	50t	1	1	4	4.0	4t	1
at Car 10/30	W	1/1	3	38	12.7	18	0	0	0	0.0	0	0
SF 11/9	L	1/0	5	90	18.0	40	1	0	0	0.0	0	0
Cin 11/16	L	1/0	5	50	10.0	14	0	1	5	5.0	0	0
Bal 11/24	L											
<b>Totals</b>	<b>7-9</b>	<b>10/7</b>	<b>53</b>	<b>550</b>	<b>10.4</b>	<b>50t</b>	<b>3</b>	<b>7</b>	<b>73</b>	<b>10.4</b>	<b>28</b>	<b>1</b>

Placed in Injured Reserve (11/18/14)

# 24 BLAKE COUNTESS

Defensive Back // Auburn // Owings Mills, Md.

Ht./Wt.: 5-10/191

NFL Exp.: 3rd (3rd Rams)

GP/GS: 24/3, (Playoffs): (1/0)

Birth Date: 8/8/1993

Acquired: FA-2016

**TRANSACTIONS:** Elevated to the active roster from the practice squad (11/18/16)...added to the Rams' practice squad (9/5/16)...released by the Eagles (9/3/16)...originally entered the NFL as Philadelphia's sixth-round draft pick (196th overall) in the 2016 NFL Draft.

**PRO:** Third-year pro has appeared in 23 games for the Rams...posted 35 career tackles on defense...snared one career interception, which he returned for 14 yards...first played since Ed Reed (2002-03) to return a blocked punt for a TD in consecutive seasons.

**2018 SEASON: vs. Chargers (9/23):** Saw action on special teams...returned two kickoffs for 51 yards, his first NFL returns...average of 25.5 yards per kickoff return...recovered a blocked punt by LB Cory Littleton for a touchdown...**vs. Arizona (9/16):** Saw action on special teams...**at Oakland (9/10):** Saw action on special teams, did not record any stats.

**2017 SEASON:** Appeared in all 16 games and made one start...finished the regular season with 15 tackles and one interception...tied for a team-high eight special teams tackles...**vs. Indianapolis (9/10):** Saw action on defense and special teams...registered two solo tackles, including one tackle for loss...**vs. Arizona (10/22):** Saw action on special teams and on defense...collected two tackles (one solo)...registered one special teams tackle...**at New York Giants (11/5):** Saw action on defense and on special teams...tallied three tackles (one solo)...

**vs. Houston (11/12):** Saw action on defense and special teams...notched his first career interception and returned it 19 yards...

**vs. Philadelphia (12/10):** Saw action on defense and on special teams...recorded one special teams tackle...returned a blocked punt for a touchdown...**Wild Card vs. Atlanta (1/6/18):** Saw action on defense and on special teams...registered one tackle...added one tackle on special teams.

**2016 SEASON:** Played in five games, started two after spending the first nine weeks on the club's practice squad...totaled 20 tackles (12 solo) and 1.0 sack on the season...**vs. San Francisco (12/24):** Made his first career start at cornerback...finished second on the team with a career-high 11 tackles (eight solo)...also recorded his first career sack...**vs. Arizona (1/1):** Started at cornerback...compiled nine tackles (four solo), with one quarterback hit...added one special teams tackle.

**COLLEGE:** Ended his collegiate career at Auburn as a graduate transfer...set a career-high with 71 tackles in 2015...started 30 games in three seasons at Michigan...a member of the Jim Thorpe and Bronko Nagurski Award watch lists...a member of the All-Big Ten team as a sophomore and junior.

**PERSONAL:** Played on offense, defense and special teams at Our Lady of Good Counsel in Baltimore, Md...played in the U.S. Army All-American Game as a senior...earned his bachelor's degree in sport management from Michigan...working towards his master's degree in adult education from Auburn.

## BLAKE COUNTESS NFL STATISTICS



### REGULAR SEASON

Year	Team	Tackles				Interceptions							Fumbles		
		G/S	Total	Solo	Asst.	Sacks	Yards	Int.	Yards	Long	TD	PD	FF	FR	Yards
2016	Los Angeles Rams	5/2	20	12	8	1.0	0.0	0	0	0	0	0	0	0	0
2017	Los Angeles Rams	16/1	15	10	5	0.0	0.0	1	14	14	0	0	0	0	0
2018	Los Angeles Rams	3/0	0	0	0	0.0	0.0	0	0	0	0	0	0	0	0
<b>Totals</b>		<b>23/3</b>	<b>35</b>	<b>22</b>	<b>13</b>	<b>1.0</b>	<b>0.0</b>	<b>1</b>	<b>14</b>	<b>14</b>	<b>0</b>	<b>0</b>	<b>0</b>	<b>0</b>	<b>0</b>

Year	Team	Tackles				Interceptions							Fumbles		
		G/S	Total	Solo	Asst.	Sacks	Yards	Int.	Yards	Long	TD	PD	FF	FR	Yards
2017	Los Angeles Rams	1/0	1	0	1	0.0	0.0	0	0	0	0	0	0	0	0
<b>Totals</b>		<b>1/0</b>	<b>1</b>	<b>0</b>	<b>1</b>	<b>0.0</b>	<b>0.0</b>	<b>0</b>	<b>0</b>	<b>0</b>	<b>0</b>	<b>0</b>	<b>0</b>	<b>0</b>	<b>0</b>

**Additional Career Statistics:** Special Teams Tackles: Rams 2017 (8), Postseason (1). Returned blocked punt for a touchdown vs. PHI (12/10/17) and vs. Chargers (9/23/18). Returned two kickoffs for 51 yards with a 26 yard long against the Chargers (9/23/18).



# 33 JUSTIN DAVIS

Running Back // USC // Stockton, Calif.

Ht./Wt.: 6-1/199

NFL Exp.: 2nd (2nd Rams)

GP/GS: 6/0, (Playoffs): (0/0)

Birth Date: 11/11/1995

Acquired: UDFA-2017

**TRANSACTIONS:** Signed by the Rams as an undrafted free agent (5/12/17).

**PRO:** Second-year pro, played in six career games...carried the ball once for a one-yard gain.

**2018 SEASON:** vs. **Chargers (9/23):** Played 14 special teams snaps...vs. **Arizona (9/16):** Saw action on special teams...led the team with two special teams tackles...**at Oakland (9/10):** Declared inactive.

**2017 SEASON:** Appeared in four games...vs. **Indianapolis (9/10):** Saw action on offense and special teams...rushed one time for one yard...vs. **New Orleans (11/26):** Saw action on special teams and at running back...vs. **San Francisco (12/31):** Saw action on special teams...**Wild Card vs. Atlanta (1/6/18):** Declared inactive.

**COLLEGE:** Earned 15 career starts in 43 career games played... amassed 2,465 yards on 461 carries (5.3 avg.) with 19 touchdowns, plus 46 receptions for 400 yards (8.7 avg) with 2 touchdowns and 7 kickoff returns for 211 yards (19.2 avg.) in his career...his 2,465 career rushing yards is 12th on USC's all-time list...recorded five 100-yard rushing games in his collegiate career...as a senior in 2016, started the first six games at tailback but an injury in the sixth game (Colorado) sidelined him for the next three games...

appeared in 10 games as a senior, recording 607 yards on 110 carries (5.5 avg.) with two touchdowns and 14 receptions for 112 yards (8.0 avg.)...won USC's 2016 Trojan Commitment Award and Lifter of the Year Award...was invited to the 2017 East-West Shrine Game...In 2015, started the last eight games at tailback as a junior...appeared in 13 games...ran for 902 yards on 169 carries (5.3 avg.) with 7 touchdowns, caught 18 passes for 189 yards (10.5 avg.) and had 11 kickoff returns for 211 yards (19.2 avg.)...earned 2015 All-Pac-12 honorable mention and Phil Steele All-Pac-12 third team...toted the rock 129 time for 595 yards (4.6 avg.) as a sophomore in 2014...added four rushing touchdowns, plus 13 receptions for 92 yards (7.1 avg.) with two touchdowns through the air...saw action in all 13 games...enrolled at USC as a freshman in the spring of 2013 after graduating a semester early from high school...made an immediate impression as a backup tailback as a first-year freshman in 2013 before suffering a season-ending injury...appeared in the first seven games, rushing for 361 yards on 53 carries (6.8 avg.) with six touchdowns.

**PERSONAL:** Was a social sciences (economics) major at USC... born in Stockton, Calif...also ran track at Lincoln HS, with bests of 11.09 in the 100 meters, 22.76 in the 200 meters and 19-10 long jump.

## JUSTIN DAVIS NFL STATISTICS



### REGULAR SEASON

Year	Team	G/S	Receiving					Rushing				
			No.	Yards	Avg.	Long	TD	Att.	Yards	Avg.	Long	TD
2017	Los Angeles Rams	4/0	0	0	0.0	0	0	1	1	1.0	1	0
2018	Los Angeles Rams	2/0	0	0	0.0	0	0	0	0	0.0	0	0
<b>Totals</b>		<b>6/0</b>	<b>0</b>	<b>0</b>	<b>0.0</b>	<b>0</b>	<b>0</b>	<b>1</b>	<b>1</b>	<b>1.0</b>	<b>1</b>	<b>0</b>

## JUSTIN DAVIS GAME-BY-GAME



### 2018 Los Angeles Rams

Game	W/L	P/S	Receiving					Rushing				
			No.	Yards	Avg.	Long	TD	Att.	Yards	Avg.	Long	TD
at Oak 9/10	W					Inactive						
Ari 9/16	W	1/0	0	0	0.0	0	0	0	0.0	0	0	0
LAC 9/23	W	1/0	0	0	0.0	0	0	0	0.0	0	0	0
Min 9/27												
at Sea 10/7												
at Den 10/14												
at SF 10/21												
GB 10/28												
at NO 11/4												
Sea 11/11												
KC 11/19												
at Det 12/2												
at Chi 12/9												
Phi 12/16												
at Ari 12/23												
SF 12/30												
<b>Totals</b>		<b>3-0</b>	<b>2/0</b>	<b>0</b>	<b>0</b>	<b>0.0</b>	<b>0</b>	<b>0</b>	<b>0</b>	<b>0.0</b>	<b>0</b>	<b>0</b>


### 2017 Los Angeles Rams

Game	W/L	P/S	Receiving					Rushing				
			No.	Yards	Avg.	Long	TD	Att.	Yards	Avg.	Long	TD
Ind 9/10	W	1/0	0	0	0.0	0	0	1	1	1.0	1	0
Was 9/17	L					Inactive						
at SF 9/21	W	1/0	0	0	0.0	0	0	0	0.0	0	0	0
at Dal 10/1	W					Inactive						
Sea 10/8	L					Inactive						
at Jax 10/15	W					Inactive						
Ari 10/22	W					Inactive						
at NYG 11/5	W					Inactive						
Hou 11/12	W					Inactive						
at Min 11/19	L					Inactive						
NO 11/26	W	1/0	0	0	0.0	0	0	0	0.0	0	0	0
at Ari 12/3	W					Inactive						
Phi 12/10	L					Inactive						
at Sea 12/17	W					Inactive						
at Ten 12/24	W					Inactive						
SF 12/31	L	1/0	0	0	0.0	0	0	1	1	1.0	1	0
<b>Totals</b>		<b>11-5</b>	<b>4/0</b>	<b>0</b>	<b>0</b>	<b>0.0</b>	<b>0</b>	<b>1</b>	<b>1</b>	<b>1.0</b>	<b>1</b>	<b>0</b>

### 2017 Postseason

Atl (1/6/18)

Inactive



# 99 AARON DONALD

Defensive Tackle // Pittsburgh // Pittsburgh, Pa.

Ht./Wt.: 6-1/280

NFL Exp.: 5th (5th Rams)

GP/GS: 65/61, (Playoffs): (1/1)

Birth Date: 5/23/1991

Acquired: D1B-2014 (No. 13)

**TRANSACTIONS:** Selected by the Rams in the first round (13th overall) of the 2014 NFL Draft (5/8/14).



Donald was named the 2017 DPOY

**PRO:** Earned All-Pro and PFWA All-NFL Team honors in 2015, '16 and '17... started 61-of-65 career games on the defensive line...became the first Rams defender to be named Associated Press Defensive Player of the Year following the 2017 season...collected 271 career tackles (183 solo), including 39 sacks and 10 forced fumbles...recipient of the club's Daniel F. Reeves Memorial Award as the Rams' Most Valuable Player in 2016...named to four consecutive Pro Bowls in his first four seasons (2015-17)...became the third Rams defensive tackle to be selected to three or more

consecutive Pro Bowls...in 2017, led the Rams with 11.0 sacks, 27 quarterback hits and five forced fumbles...in 2016, led the Rams with 8.0 sacks and finished second among Rams defensive linemen with 62 tackles...in 2015, notched 11.0 sacks which led the NFL at the defensive tackle position...also had a team-high 49 quarterback pressures and 29 hits on the quarterback...in 2014, posted 9.0 sacks, which led all rookies and are the most ever by a Rams' rookie...was first Rams' rookie selected to the Pro Bowl since RB Jerome Bettis in 1993...also named PFWA Defensive Rookie of the Year.

**2018 SEASON: vs. Chargers (9/23):** Started and recorded two tackles (one solo)...**vs. Arizona (9/16):** Recorded four tackles (one solo)...**at Oakland (9/10):** Recorded one solo tackle.

**2017 SEASON:** Earned fourth-consecutive Pro Bowl berth...named AP DPOY...started in all 14 regular season game and one postseason contest he played in...finished the regular season with team-highs in sacks (11.0), quarterback hits (27) and forced fumbles (five)...recorded 52 tackles (31 solo)...led the NFL in sacks (11.0) among interior linemen...his five forced fumbles is a career-high and his 11.0 sacks tied his career-high for a single season, despite only playing in 14 games...**at San**



Donald earned NFL All-Pro Honors in '15, '16, & '17

**Francisco (9/21):** Recorded three tackles (two solo), including one for loss, two quarterback hits and a game-clinching sack...**vs. Seattle (10/8):** Recorded six tackles (three solo), including two for a loss...also recorded three quarterback hits...**vs. Arizona (10/22):** Recorded three tackles (two solo), including two for a loss...picked up a sack and two quarterback hits...**at New York Giants (11/5):** Collected five tackles (three solo)...notched one sack, forced a fumble and recovered a fumble...added one quarterback hit and one pass defended...**vs. Houston (11/12):** Recorded four tackles (two solo), including one for loss...added one strip sack, making him the first Ram to force a fumble during the first drive of the game in back-to-back games...also had one quarterback hit and one pass defended...**vs. New Orleans**



**(11/26):** Notched five tackles (three solo), including two for loss...added one sack and one quarterback hit...**at Arizona (12/3):** Registered 2.0 sacks, marked his sixth multi-sack game of his career...also recorded four tackles (three solo), including two for loss...added two quarterback hits...**at Seattle (12/17):** Tallied five tackles (four solo), including two for loss...recorded a team-high three sacks, tying his career high in a single game...added four quarterback hits and one forced fumble...**at Tennessee (12/24):** Registered two tackles and forced a fumble...**Wild Card vs. Atlanta (1/6/18):** Made first career postseason start at defensive tackle...recorded five tackles (four solo), including one for a loss...registered one quarterback hit and split a sack.

**2016 SEASON:** Named to his third-consecutive Pro Bowl after starting all 16 games...was the recipient of the club's Daniel F. Reeves Memorial Award as the Rams' Most Valuable Player...one of two defensive captains, as voted on by his teammates...finished the season with 62 tackles and 8.0 sacks...had career-highs in passes defended (six) and forced fumbles (two)...**vs. Seattle (9/18):** Recorded five total tackles (four solo)...compiled three quarterback pressures and four quarterback hits...**at Arizona (10/2):** Registered five tackles (three solo)...registered his first sack of the season and added a forced fumble on the play...also split a sack with DE Eugene Sims...named NFC Defensive Player of the Week...**at Detroit (10/16):** Registered two tackles (three solo)...notched one sack for five yards, moved into the top-15 in Rams history with his 23rd career sack...added four quarterback pressures and two quarterback hits on the day...**vs. Carolina (11/6):** Registered two total tackles...added a season-high two sacks for a loss of 19 yards...pressured Panthers QB Cam Newton six times...led all defensive tackles in sacks through nine weeks...**at New Orleans (11/27):** Notched three solo tackles (three solo)...added one sack for a loss of eight yards, while forcing a QB Drew Brees fumble...also recorded three quarterback pressures and one quarterback hit...**vs. Atlanta (12/11):** Registered three tackles (two solo)...sacked QB Matt Ryan for a loss of six yards...added one quarterback hit and one quarterback pressure...**vs. San Francisco (12/24):** Notched a season-high seven tackles (six solo)...sacked QB Colin Kaepernick for a loss of three yards...added a season-high six quarterback pressures and three quarterback hits.

**2015 SEASON:** Started 16 games at defensive tackle...earned second consecutive Pro Bowl berth...notched 11.0 sacks to set a new single season-high and earn the team lead in the category...the mark also led the NFL at the defensive tackle position...also had a team-high 49 quarterback pressures and 29 hits on the quarterback...recorded a personal-best 85 tackles on the season (60 solo)...voted Rams' MVP by teammates...**at Seattle (12/27):** Recorded seven tackles (four solo)...also registered

nine quarterback pressures and three hits on the quarterback...  
**vs. Tampa Bay (12/17):** Started at defensive tackle...recorded six tackles (four solo)...also had two quarterback pressures and three hits...**vs. Detroit (12/13):** Notched a career-high 3.0 sacks on QB Matt Stafford...marked his third career multi-sack game, and first 3.0 sack game...also registered two solo tackles and three quarterback hits...**vs. Arizona (12/6):** Sacked Arizona QB Carson Palmer...also had seven tackles (six solo), two quarterback pressures and five quarterback hits...**at Baltimore (11/22):** Sacked Ravens QB Joe Flacco for a seven yard loss...registered 10 tackles (eight solo), five quarterback pressures and one hit on the quarterback...**vs. Chicago (11/15):** Split a sack with DE Williams Hayes on Bears QB Jay Cutler for a nine yard loss...added a solo sack on Cutler marked his second career multi-sack game...also notched five tackles (four solo) and one quarterback hit and pressure...**vs. Cleveland (10/25):** Compiled 1.0 sack, two solo tackles, three quarterback hits and two forced fumbles...**vs. Pittsburgh (9/27):** Sacked Steelers QB Ben Roethlisberger for an 8-yard loss...registered six tackles (four solo)...**at Washington (9/20):** Split a sack on QB Kirk Cousins with DE Chris Long...tallied five tackles (four tackles)...**vs. Seattle (9/13):** Sacked QB Russell Wilson two times to bump his career sack total to 11...marked his first multi-sack game of his career...added 11 tackles to establish a new career-high...earned NFC Defensive Player of the Week honors.

**2014 SEASON:** Finished the season with 72 tackles (49 solo), 9.0 sacks and 38 quarterback pressures...from weeks 10-15, he had a sack in five straight games...also posted a team-high 17 tackles for loss on the season and coaches credited him with 32 quarterback pressures and 12 quarterback hits...his 9.0 sacks are the most ever by a Rams rookie regardless of position...**vs. Minnesota (9/7):** Made his NFL debut...recorded six tackles (five solo)...**at Tampa Bay (9/14):** Saw action on defense and special teams...recorded six tackles (five solo)...recorded his first career sack...**vs. San Francisco (10/13):** Made his first career start at defensive tackle...tallied seven tackles (five solo)...**vs. Seattle (10/16):** Started at defensive tackle...notched six solo tackles and 1.0 sack...**at Kansas City (10/26):** Started at defensive tackle...tallied three solo tackles and one forced fumble...**at San Francisco (11/2):** Started at defensive tackle...registered one solo tackle and 1.0 sack...**vs. Denver (11/16):** Started at defensive tackle...registered two solo tackles and 1.0 sack...**at San Diego (11/23):** Started at defensive tackle...notched seven tackles (four solo) and 1.0 sack...**vs. Oakland (11/30):** Started at defensive tackle...tallied five tackles (three solo) and 1.0 sack...**at Washington (12/7):** Started at defensive tackle...notched five tackles (two solo) and 1.0 sack...**vs. Arizona (12/11):** Recorded his 10th career start at defensive tackle...registered six tackles (two solo) and 1.0 sack...**at Seattle (12/28):** Started at defensive tackle...posted seven tackles (four solo) and 1.0 sack...led all rookies with 9.0 sacks.

**COLLEGE:** Recipient of the Bronko Nagurski Trophy (nation's most outstanding defensive player), Chuck Bednarik (defensive player of the year), Outland Trophy (nation's best offensive or defensive interior lineman) and Rotary Lombardi Award (nation's most outstanding lineman or linebacker)...also named Athlon

Sports National Defensive Player of the Year, CBSSports.com National Defensive Player of the Year and Lindy's Sports National Defensive Player of the Year...named All-American first-team by The NFL Draft Report, American Football Coaches Association, Associated Press, Athlon Sports, ESPN.com, Football Writers Association of America, Lindy's Sports, SI.com, Sporting News, USA Today and Walter Camp Football Foundation...was also the recipient of the Atlantic Coast Conference Defensive Player of the Year Award by the league's coaches, media and Athlon Sports...added All-ACC first-team honors...earned unanimous first-team All-American status, he became the first Pitt defensive player to accomplish that feat since legendary defensive end Hugh Green in 1980...started 30-of-51 games at Pittsburgh - 25 at strong-side defensive tackle and five at strong-side defensive end...recorded 181 tackles (115 solos) with 29.5 sacks for minus 200 yards, 66.0 stops for losses totaling 315 yards, 43 quarterback pressures, 11 pass deflections and six forced fumbles...ranks fourth in NCAA FBS history with his 66.0 tackles-for-loss...his 29.5 sacks and 28 solo sacks both ranked third among active players, as his lost yardage via sacks (200) placed fourth...his 66 tackles-for-loss are the most by a Panther since the NCAA began recognizing that category in 1999...in 2013, earned Player of the Week honors for his performance vs. Virginia from the Bednarik Award and Athlon Sports...received National Player of the Week from the Bednarik Award vs. Georgia Tech and was also named ACC Player of the Week for that effort...closed out the regular schedule with Lott IMPACT Player of the Week and Walter Camp National Defensive Player of the Week recognition for the Syracuse clash...in 2012, earned third-team All-American honors from The NFL Draft Report after he led the team with 5.5 sacks for minus 36 yards, 18.5 stops for losses of 78 yards and eleven quarterback pressures...in 2011, received All-Big East Conference second-team honors from the league's coaches...played in all thirteen games as a reserve defensive tackle in 2010.

**PERSONAL:** Attended Penn Hills (Pa.) High School, playing football for head coach Ron Graham...selected first team All-State Class AAAA by the Pennsylvania Sports Writers Association each of his final two seasons...The Pennsylvania Football News All-Class AAAA, Pittsburgh Post-Gazette WPIAL Class AAAA Player of the Year, Pittsburgh Post-Gazette "Fabulous 22" and Pittsburgh Tribune-Review "Terrific 25" choice compiled 63 tackles, including fifteen for loss and eleven sacks as a senior...also started at offensive guard and was a three-year starter on both sides of the ball...the Indians advanced to the WPIAL Class AAAA playoffs in each of Donald's three years as a starter...selected to play in the Big 33 Football Classic and was rated one of the country's top 25 defensive tackles by Scout.com...majored in Communications...son of Anita Goggins and Archie Donald...his brother, Archie, played linebacker at Toledo...his sister, Akita, is a dentist and graduated from Carlow College Masters program...resides in Penn Hills, Pennsylvania...participated in numerous community events, including the 6th Annual Playground Build at Marygrove, United Way Kickoff to Charity Luncheon, St. Louis Rams Training Academy Youth Camp and the All-Community Team Ticket Program - Donald's Drop Squad.



# AARON DONALD NFL STATISTICS



## REGULAR SEASON

Year	Team	G/S	Tackles			Sacks	Yards	Interceptions				TD	PD	Fumbles		
			Total	Solo	Asst.			Int.	Yards	Long	FF			FR	Yards	
2014	St. Louis Rams	16/12	72	49	23	9.0	60.0	0	0	0	0	0	0	1	0	0
2015	St. Louis Rams	16/16	85	60	25	11.0	59.5	0	0	0	0	0	0	2	1	0
2016	Los Angeles Rams	16/16	62	43	19	8.0	54.0	0	0	0	0	6	2	0	0	
2017	Los Angeles Rams	14/14	52	31	21	11.0	95.0	0	0	0	0	2	5	1	0	
2018	Los Angeles Rams	3/3	7	3	4	0.0	0.0	0	0	0	0	0	0	0	0	
<b>Totals</b>		<b>65/61</b>	<b>278</b>	<b>186</b>	<b>92</b>	<b>39.0</b>	<b>276.5</b>	<b>0</b>	<b>0</b>	<b>0</b>	<b>0</b>	<b>8</b>	<b>10</b>	<b>2</b>	<b>0</b>	

## POSTSEASON

Year	Team	G/S	Tackles			Sacks	Yards	Interceptions				TD	PD	Fumbles		
			Total	Solo	Asst.			Int.	Yards	Long	FF			FR	Yards	
2017	Los Angeles Rams	1/1	5	4	1	0.5	3.5	0	0	0	0	0	0	0	0	
<b>Totals</b>		<b>1/1</b>	<b>5</b>	<b>4</b>	<b>1</b>	<b>0.5</b>	<b>3.5</b>	<b>0</b>	<b>0</b>	<b>0</b>	<b>0</b>	<b>0</b>	<b>0</b>	<b>0</b>	<b>0</b>	

### Regular Season Single Game Career Highs:

Total Tackles – 11, vs. Seattle (9/13/15)  
 Solo Tackles – 8, at Baltimore (11/22/15)  
 Sacks – 3.0, at Seattle (12/17/17)

### Postseason Single Game Career Highs:

Total Tackles – 5, vs. Atlanta (1/6/18 NFC Wild Card)  
 Solo Tackles – 4, vs. Atlanta (1/6/18 NFC Wild Card)  
 Sacks – 0.5, vs. Atlanta (1/6/18 NFC Wild Card)

# AARON DONALD GAME-BY-GAME



## 2018 Los Angeles Rams

Game	W/L	P/S	T	S	A	Sk	Yds	Int	Yds	Lg	TD	PD	FF	FR	Yds
at Oak 9/10	W	1/1	1	1	0	0.0	0	0	0	0	0	0	0	0	0
Ari 9/16	W	1/1	4	1	3	0.0	0	0	0	0	0	0	0	0	0
LAC 9/23	W	1/1	2	1	1	0.0	0	0	0	0	0	0	0	0	0
Min 9/27															
at Sea 10/7															
at Den10/14															
at SF 10/21															
GB 10/28															
at NO 11/4															
Sea 11/11															
KC 11/19															
at Det 12/2															
at Chi 12/9															
Phi 12/16															
at Ari 12/23															
SF 12/30															
<b>Totals</b>	<b>3-0</b>	<b>3/3</b>	<b>7</b>	<b>3</b>	<b>4</b>	<b>0.0</b>	<b>0</b>	<b>0</b>	<b>0</b>	<b>0</b>	<b>0</b>	<b>0</b>	<b>0</b>	<b>0</b>	<b>0</b>

## 2016 Los Angeles Rams

Game	W/L	P/S	T	S	A	Sk	Yds	Int	Yds	Lg	TD	PD	FF	FR	Yds
at SF 9/12	L	1/1	4	3	1	0.0	0.0	0	0	0	0	0	0	0	0
Sea 9/18	W	1/1	5	4	1	0.0	0.0	0	0	0	0	0	0	0	0
at TB 9/25	W	1/1	3	1	2	0.0	0.0	0	0	0	2	0	0	0	0
at Ari 10/2	W	1/1	5	3	2	1.5	9.5	0	0	0	1	1	0	0	0
Buf 10/9	L	1/1	2	2	0	0.5	3.5	0	0	0	0	0	0	0	0
at Det 10/16	L	1/1	4	3	1	1.0	5.0	0	0	0	0	0	0	0	0
NYG 10/23	L	1/1	6	4	2	0.0	0.0	0	0	0	0	0	0	0	0
Car 11/6	L	1/1	2	2	0	2.0	19.0	0	0	0	0	0	0	0	0
at NYJ 11/13	W	1/1	4	2	2	0.0	0.0	0	0	0	0	0	0	0	0
Mia 11/20	L	1/1	5	2	3	0.0	0.0	0	0	0	1	0	0	0	0
at NO 11/27	L	1/1	3	3	0	1.0	8.0	0	0	0	0	1	0	0	0
at NE 12/4	L	1/1	4	3	1	0.0	0.0	0	0	0	0	0	0	0	0
Atl 12/11	L	1/1	3	2	1	1.0	6.0	0	0	0	0	0	0	0	0
at Sea 12/15	L	1/1	5	3	2	0.0	0.0	0	0	0	1	0	0	0	0
SF 12/24	L	1/1	7	6	1	1.0	3.0	0	0	0	0	0	0	0	0
Ari 1/1/17	L	1/1	0	0	0	0.0	0.0	0	0	0	1	0	0	0	0
<b>Totals</b>	<b>4-12</b>	<b>16/16</b>	<b>62</b>	<b>43</b>	<b>19</b>	<b>8.0</b>	<b>54.0</b>	<b>0</b>	<b>0</b>	<b>0</b>	<b>6</b>	<b>2</b>	<b>0</b>	<b>0</b>	<b>0</b>

## 2014 St. Louis Rams

Game	W/L	P/S	T	S	A	Sk	Yds	Int	Yds	Lg	TD	PD	FF	FR	Yds
Min 9/7	L	1/0	6	5	1	0.0	0.0	0	0	0	0	0	0	0	0
at TB 9/14	W	1/0	6	5	1	1.0	4.0	0	0	0	0	0	0	0	0
Dal 9/21	L	1/0	4	3	1	0.0	0.0	0	0	0	0	0	0	0	0
Phi 10/5	L	1/0	4	2	2	0.0	0.0	0	0	0	0	0	0	0	0
SF 10/13	L	1/1	7	5	2	0.0	0.0	0	0	0	0	0	0	0	0
Sea 10/19	W	1/1	6	6	0	1.0	5.0	0	0	0	0	0	0	0	0
at KC 10/26	L	1/1	3	3	0	0.0	0.0	0	0	0	0	1	0	0	0
at SF 11/2	W	1/1	1	1	0	1.0	9.0	0	0	0	0	0	0	0	0
at Ari 11/9	L	1/1	3	2	1	0.0	0.0	0	0	0	0	0	0	0	0
Den 11/16	W	1/1	2	2	0	1.0	12.0	0	0	0	0	0	0	0	0
at SD 11/23	L	1/1	7	4	3	1.0	5.0	0	0	0	0	0	0	0	0
Oak 11/30	W	1/1	5	3	2	1.0	8.0	0	0	0	0	0	0	0	0
at Was 12/7	W	1/1	5	2	3	1.0	8.0	0	0	0	0	0	0	0	0
Ari 12/11	L	1/1	6	2	4	1.0	8.0	0	0	0	0	0	0	0	0
NYG 12/21	L	1/1	0	0	0	0.0	0.0	0	0	0	0	0	0	0	0
at Sea 12/28	L	1/1	7	4	3	1.0	1.0	0	0	0	0	0	0	0	0
<b>Totals</b>	<b>6-10</b>	<b>16/12</b>	<b>72</b>	<b>49</b>	<b>23</b>	<b>9.0</b>	<b>60.0</b>	<b>0</b>	<b>0</b>	<b>0</b>	<b>0</b>	<b>1</b>	<b>0</b>	<b>0</b>	<b>0</b>

## 2017 Los Angeles Rams


Game	W/L	P/S	T	S	A	Sk	Yds	Int	Yds	Lg	TD	PD	FF	FR	Yds
Ind 9/10	W														
Was 9/17	L	1/1	2	1	1	0.0	0.0	0	0	0	0	0	0	0	0
at SF 9/21	W	1/1	3	2	1	1.0	8.0	0	0	0	0	0	0	0	0
at Dal 10/1	W	1/1	5	2	3	0.0	0.0	0	0	0	0	0	0	0	0
Sea 10/8	L	1/1	6	3	3	0.0	0.0	0	0	0	0	0	0	0	0
at Jax 10/15	W	1/1	3	2	1	1.0	4.0	0	0	0	0	0	1	0	0
Ari 10/22	W	1/1	3	2	1	1.0	11.0	0	0	0	0	0	0	0	0
at NYG 11/5	W	1/1	5	3	2	1.0	3.0	0	0	0	0	1	1	1	0
Hou 11/12	W	1/1	4	2	2	1.0	14.0	0	0	0	0	1	1	0	0
at Min 11/19	L	1/1	3	2	1	0.0	0.0	0	0	0	0	0	0	0	0
NO 11/26	W	1/1	5	3	2	1.0	6.0	0	0	0	0	0	0	0	0
at Ari 12/3	W	1/1	4	3	1	2.0	0.0	0	0	0	0	0	0	0	0
Phi 12/10	L	1/1	2	2	0	0.0	0.0	0	0	0	0	0	0	0	0
at Sea 12/17	W	1/1	5	4	1	3.0	37.0	0	0	0	0	0	1	0	0
at Ten 12/24	W	1/1	2	0	2	0.0	0.0	0	0	0	0	0	1	0	0
SF 12/31	L						Inactive								
<b>Totals</b>	<b>11-5</b>	<b>14/14</b>	<b>52</b>	<b>31</b>	<b>21</b>	<b>11.0</b>	<b>95.0</b>	<b>0.0</b>	<b>0</b>	<b>0</b>	<b>0</b>	<b>0</b>	<b>5</b>	<b>1</b>	<b>0</b>

## 2017 Postseason

Game	W/L	P/S	T	S	A	Sk	Yds	Int	Yds	Lg	TD	PD	FF	FR	Yds
Atl 1/6/18	L	1/1	5	4	1	0.5	3.5	0.0	0	0	0	0	0	0	0
<b>Totals</b>	<b>0-1</b>	<b>1/1</b>	<b>5</b>	<b>4</b>	<b>1</b>	<b>0.5</b>	<b>3.5</b>	<b>0.0</b>	<b>0</b>	<b>0</b>	<b>0</b>	<b>0</b>	<b>0</b>	<b>0</b>	<b>0</b>

## 2015 St. Louis Rams

Game	W/L	P/S	T	S	A	Sk	Yds	Int	Yds	Lg	TD	PD	FF	FR	Yds
Sea 9/13	W	1/1	11	6	5	2.0	10.0	0	0	0	0	0	0	0	0
at Was 9/20	L	1/1	5	4	1	0.5	4.0	0	0	0	0	0	0	0	0
Pit 9/27	L	1/1	6	4	2	1.0	8.0	0	0	0	0	0	0	0	0
at Ari 10/4	W	1/1	4	2	2	0.0	0.0	0	0	0	0	0	0	0	0
at GB 10/11	L	1/1	3	2	1	0.0	0.0	0	0	0	0	0	0	0	0
Cle 10/25	W	1/1	2	2	0	1.0	0.0	0	0	0	0	0	2	0	0
SF 11/1	W	1/1	4	4	0	0.0	0.0	0	0	0	0	0	0	0	0
at Min 11/8	L	1/1	4	3	1	0.0	0.0	0	0	0	0	0	0	0	0
Chi 11/15	L	1/1	5	4	1	1.5	9.5	0	0	0	0	0	0	1	0
at Bal 11/22	L	1/1	10	8	2	1.0	7.0	0	0	0	0	0	0	0	0
at Cin 11/29	L	1/1	6	3	3	0.0	0.0	0	0	0	0	0	0	0	0
Ari 12/6	L	1/1	7	6	1	1.0	4.0	0	0	0	0	0	0	0	0
Det 12/13	W	1/1	2	2	0	3.0	17.0	0	0	0	0	0	0	0	0
TB 12/17	W	1/1	6	4	2	0.0	0.0	0	0	0	0	0	0	0	0
at Sea 12/27	W	1/1	7	4	3	0.0	0.0	0	0	0	0	0	0	0	0
at SF 1/3/16	L	1/1	3	2	1	0.0	0.0	0	0	0	0	0	0	0	0
<b>Totals</b>	<b>7-9</b>	<b>16/16</b>	<b>85</b>	<b>60</b>	<b>25</b>	<b>11.0</b>	<b>59.5</b>	<b>0</b>	<b>0</b>	<b>0</b>	<b>0</b>	<b>0</b>	<b>2</b>	<b>1</b>	<b>0</b>



# 91 DOMINIQUE EASLEY

OLB // Florida // Staten Island, N.Y.

Ht./Wt.: 6-2/263

NFL Exp.: 4th (3rd Rams)

GP/GS: 41/6, (Playoffs): (0/0)

Birth Date: 4/28/1992

Acquired: FA-2016

**TRANSACTIONS:** Signed with the Los Angeles Rams (5/18/16)... released by the Patriots (4/13/16)...drafted by the New England Patriots in the first round (29th overall) of the 2014 NFL Draft.

**PRO:** Fourth-year pro has played in 41 games with six starts... racked up 77 career tackles (41 solo), including 6.5 sacks...forced five fumbles in his first three years.

**2018 SEASON: vs. Chargers (9/23):** Started at outside linebacker...recorded two solo tackles...**vs. Arizona (9/16):** Started at outside linebacker...recorded one solo tackle...**at Oakland (9/10):** Started at outside linebacker...recorded one assisted tackle...

**2017 SEASON:** Placed on reserve/injured (8/3/17).

**2016 SEASON:** Played in all 16 games...set career-highs in games played (16), tackles (50) and sacks (2.5)...**at San Francisco (9/12):** Made his Rams debut in the club's season opener...recorded four total tackles...forced RB Sean Draughn to fumble...**at Arizona (10/2):** Registered two tackles and recorded his second forced fumble of the season...**vs. Buffalo (10/9):** Recorded a season-high five tackles (two solo)...split a sack with DT Aaron Donald for his first of the season...**vs. Carolina (11/6):** Compiled a career-high six tackles (three solo)...also added three quarterback pressures on the day...**vs. Miami (11/20):** Notched 2.0 sacks, marked his first career multi-sack game...added three tackles (two solo), in addition to one quarterback pressure and one quarterback hit...**vs. San Francisco (12/24):** Notched five

tackles (four solo)...recorded one sack for a loss of five yards... added two quarterback pressures and one quarterback hit.

**2015 SEASON:** Played in 11 games with one start...tallied 2.0 sacks and 15 tackles (nine solo) before being placed on injured/ reserve following the 12/13 game at Houston...**vs. Buffalo (11/23):** Recorded two tackles, one solo and teamed up with Rob Ninkovich to sack Tyrod Taylor for a 1-yard loss on third down...**at Houston (12/13):** Recorded one solo tackle...split a sack on QB Brian Hoyer for an 8-yard loss on third down during the first drive of the game, forcing a Texans punt.

**2014 SEASON:** Played in 11 games with two starts...placed on reserve/injured (12/17)...registered 1.0 sacks and 10 tackles (seven solo)...**vs. Chicago (10/26):** Started at defensive end and sacked QB Jay Cutler for a four-yard loss...**vs. Cincinnati (10/5):** Made first NFL start at defensive end in the win, finished with one tackle.

**COLLEGE:** Started 26-of-32 games over his four year career and finished with 81 tackles, 5.5 sacks, 18 tackles for loss, one fumble recovery and one pass defensed.

**PERSONAL:** Received EA Sports All-American honors after leading Curtis High to the 2009 Public Schools Athletic League Championship...named Most Valuable Player at the 2010 Under Armour All-American Game...has two sons, Dominique Easley 2 and Aarii Earl Easley...majored in general studies...took flying lessons in 2017 while on injured reserve.

## DOMINIQUE EASLEY NFL STATISTICS



### REGULAR SEASON

Year	Team	Tackles				Interceptions						Fumbles			
		G/S	Total	Solo	Asst.	Sacks	Yards	Int.	Yards	Long	TD	PD	FF	FR	Yards
2014	New England Patriots	11/1	15	9	6	1.0	4.0	1	0	0	0	1	1	0	0
2015	New England Patriots	11/2	10	7	3	2.0	13.5	0	0	0	0	0	2	1	0
2016	Los Angeles Rams	16/0	50	24	26	3.5	21.5	0	0	0	0	1	2	0	0
2017	Los Angeles Rams	0/0													
2018	Los Angeles Rams	3/3	4	3	1	0.0	0.0	0	0	0	0	0	0	0	0
<b>Totals</b>		<b>38/3</b>	<b>79</b>	<b>43</b>	<b>36</b>	<b>6.5</b>	<b>39.0</b>	<b>1</b>	<b>0</b>	<b>0</b>	<b>0</b>	<b>2</b>	<b>5</b>	<b>1</b>	<b>0</b>

# DOMINIQUE EASLEY GAME-BY-GAME



## 2018 Los Angeles Rams

Game	W/L	P/S	T	S	A	Sk	Yds	Int	Yds	Lg	TD	PD	FF	FR	Yds
at Oak 9/10	W	1/1	1	0	1	0.0	0.0	0	0	0	0	0	0	0	0
Ari 9/16	W	1/1	1	1	0	0.0	0.0	0	0	0	0	0	0	0	0
LAC 9/23	W	1/1	2	0	2	0.0	0.0	0	0	0	0	0	0	0	0
Min 9/27															
at Sea 10/7															
at Den 10/14															
at SF 10/21															
GB 10/28															
at NO 11/4															
Sea 11/11															
KC 11/19															
at Det 12/2															
at Chi 12/9															
Phi 12/16															
at Ari 12/23															
SF 12/30															
<b>Totals</b>	<b>3-0</b>	<b>3/3</b>	<b>4</b>	<b>3</b>	<b>1</b>	<b>0.0</b>	<b>0.0</b>	<b>0</b>	<b>0</b>	<b>0</b>	<b>0</b>	<b>0</b>	<b>0</b>	<b>0</b>	<b>0</b>

## 2016 Los Angeles Rams

Game	W/L	P/S	T	S	A	Sk	Yds	Int	Yds	Lg	TD	PD	FF	FR	Yds
at SF 9/12	L	1/0	4	0	4	0.0	0.0	0	0	0	0	0	1	0	0
Sea 9/18	W	1/0	3	3	0	0.0	0.0	0	0	0	0	0	0	0	0
at TB 9/25	W	1/0	2	0	2	0.0	0.0	0	0	0	0	0	0	0	0
at Ari 10/2	W	1/0	2	1	1	0.0	0.0	0	0	0	0	0	0	1	0
Buf 10/9	L	1/0	5	2	3	0.5	3.5	0	0	0	0	0	0	0	0
at Det 10/16	L	1/0	4	1	3	0.0	0.0	0	0	0	0	0	0	0	0
NYG 10/23	L	1/0	2	0	2	0.0	0.0	0	0	0	0	0	0	0	0
Car 11/6	L	1/0	6	3	3	0.0	0.0	0	0	0	0	0	0	0	0
at NYJ 11/13	W	1/0	3	1	2	0.0	0.0	0	0	0	0	0	0	1	0
Mia 11/20	L	1/0	3	2	1	2.0	13.0	0	0	0	0	0	0	0	0
at NO 11/27	L	1/0	3	2	1	0.0	0.0	0	0	0	0	0	0	0	0
at NE 12/4	L	1/0	0	0	0	0.0	0.0	0	0	0	0	0	0	0	0
Atl 12/11	L	1/0	3	3	0	0.0	0.0	0	0	0	0	0	0	0	0
at Sea 12/15	L	1/0	3	1	2	0.0	0.0	0	0	0	0	0	0	0	0
SF 12/24	L	1/0	5	4	1	1.0	5.0	0	0	0	0	0	0	0	0
Ari 1/1/17	L	1/0	2	1	1	0.0	0.0	0	0	0	0	0	0	0	0
<b>Totals</b>	<b>4-12</b>	<b>16/0</b>	<b>50</b>	<b>24</b>	<b>26</b>	<b>3.5</b>	<b>21.5</b>	<b>0</b>	<b>0</b>	<b>0</b>	<b>0</b>	<b>1</b>	<b>2</b>	<b>0</b>	<b>0</b>

## 2015 New England Patriots

Game	W/L	P/S	T	S	A	Sk	Yds	Int	Yds	Lg	TD	PD	FF	FR	Yds
Pit 9/10	W	1/1	0	0	0	0.0	0.0	0	0	0	0	0	0	0	0
at Buf 9/20	W	0/0	0	0	0	0.0	0.0	0	0	0	0	0	0	0	0
Jax 9/27	W	1/0	2	1	1	0.0	0.0	0	0	0	0	0	0	0	0
at Dal 10/11	W	1/0	2	2	0	0.0	0.0	0	0	0	0	0	0	0	0
at Ind 10/18	W	1/0	1	1	0	0.5	5.5	0	0	0	0	0	0	0	0
NYJ 10/25	W	1/0	1	1	0	0.0	0.0	0	0	0	0	0	0	0	0
Mia 10/29	W	1/0	3	1	2	0.0	0.0	0	0	0	0	0	0	0	0
Was 11/08	W	1/0	0	0	0	0.0	0.0	0	0	0	0	0	0	0	0
at NYG 11/15	W	1/0	1	1	0	0.0	0.0	0	0	0	0	0	0	0	0
Buf 11/23	W	1/0	2	1	1	0.5	0.0	0	0	0	0	0	0	0	0
at Den 11/29	L	1/0	1	1	0	0.0	0.0	0	0	0	0	0	0	0	0
Phi 12/6	L	0/0	0	0	0	0.0	0.0	0	0	0	0	0	0	0	0
at Hou 12/13	W	1/0	1	1	0	1.0	8.0	0	0	0	0	0	0	0	0
Ten 12/20	W					Placed on reserve/injured									
<b>Totals</b>	<b>12-2</b>	<b>11/1</b>	<b>15</b>	<b>9</b>	<b>6</b>	<b>2.0</b>	<b>13.5</b>	<b>0</b>	<b>0</b>	<b>0</b>	<b>0</b>	<b>0</b>	<b>0</b>	<b>0</b>	<b>0</b>

## 2014 New England Patriots

Game	W/L	P/S	T	S	A	Sk	Yds	Int	Yds	Lg	TD	PD	FF	FR	Yds
at Mia 9/7	L	1/0	1	1	0	0.0	0.0	0	0	0	0	0	0	0	0
at Min 9/14	W	1/0	1	1	0	0.0	0.0	1	0	0	0	0	1	0	0
Oak 9/21	W	1/0	0	0	0	0.0	0.0	0	0	0	0	0	0	0	0
at KC 9/29	L	1/0	2	2	0	0.0	0.0	0	0	0	0	0	0	0	0
Cin 10/5	W	1/1	1	0	1	0.0	0.0	0	0	0	0	0	0	0	0
NYJ 10/16	W	0/0	0	0	0	0.0	0.0	0	0	0	0	0	0	0	0
Chi 10/26	W	1/1	3	1	2	1.0	4.0	0	0	0	0	0	0	0	0
Den 11/2	W	1/0	1	1	0	0.0	0.0	0	0	0	0	0	0	0	0
at Ind 11/16	W	1/0	1	1	0	0.0	0.0	0	0	0	0	0	0	0	0
Det 11/23	W	0/0	0	0	0	0.0	0.0	0	0	0	0	0	0	0	0
at GB 11/30	L	1/0	0	0	0	0.0	0.0	0	0	0	0	0	0	0	0
at SD 12/7	W	1/0	0	0	0	0.0	0.0	0	0	0	0	0	0	0	0
Mia 12/14	W	0/0				Placed on reserve/injured									
<b>Totals</b>	<b>10-3</b>	<b>11/2</b>	<b>10</b>	<b>7</b>	<b>3</b>	<b>1.0</b>	<b>4.0</b>	<b>1</b>	<b>0</b>	<b>0</b>	<b>0</b>	<b>1</b>	<b>1</b>	<b>0</b>	<b>0</b>

# 50 SAMSON EBUKAM

OLB // Eastern Washington // Portland, Ore.

Ht./Wt.: 6-3/245

NFL Exp.: 2nd (2nd Rams)

GP/GS: 19/5, (Playoffs): (1/0)

Birth Date: 5/9/1995

Acquired: D4B-2017 (No. 125)

**TRANSACTIONS:** Selected by the Rams in the fourth round (125th overall) of the 2017 NFL Draft (4/30/17).

**PRO:** Second-year pro, played in all 19 regular season and one postseason contest as a rookie...started five games...tallied 3.0 sacks and forced one fumble.

**2018 SEASON: vs. Chargers (9/23):** Started and recorded one assisted tackle...added one quarterback hit...**vs. Arizona (9/16):** Started at outside linebacker...recorded one solo tackle and 1.0 sack, his first of the season and third of his career...**at Oakland (9/10):** Started at outside linebacker...recorded four tackles (three solo)...posted three tackles for loss.

**2017 SEASON:** Played in all 16 games and made two starts... finished the regular season with 38 tackles (18 solo), 2.0 sacks and one forced fumble...finished the regular season tied for the team lead in special teams tackles with eight... **vs. Indianapolis (9/10):** Played on defense and special teams...notched four tackles (three solo) on defense...added one special teams tackle...**at New York Giants (11/5):** Saw action on defense and on special teams... collected three tackles (two solo)...**vs. Houston (11/12):** Saw action on defense and special teams...earned his first career sack on Texans QB Tom Savage and caused him to fumble...also had one solo tackle and one hit on the quarterback...**vs. New Orleans (11/26):** Saw action at outside linebacker...recorded two tackles (one solo), including one for loss...added 1.0 sack...**at Arizona (12/3):** Made his first career start at outside linebacker...notched a season-high seven tackles (three solo)...**vs. Philadelphia**

**(12/10):** Saw action on defense and on special teams...tallied seven tackles (three solo)...**vs. San Francisco (12/31):** Started at outside linebacker...notched three tackles (two solo)...**Wild Card vs. Atlanta (1/6/18):** Saw action on defense and on special teams...registered one tackle.

**COLLEGE:** Played in 53 games, started 38...had 24.0 sacks in his career to rank sixth in school history...finished with 188 career tackles...one-of-six Eagle co-captains for the 2016 season... received second-team All-Big Sky honors in both 2014 and 2015, and first team accolades in 2016...was a second team Freshman All-America selection in 2013, in addition, to earning Big Sky All-Academic honors...his 38 career starts were the second-most among defensive players behind linebacker Miquiyah Zamora (45)...played in eight career playoff games and had 23 tackles with 4.5 sacks, an interception, a forced fumble and a fumble recovery...in his four seasons playing for Eastern, the Eagles won 41 games overall and were 28-4 in the Big Sky Conference.

**PERSONAL:** Name pronounced "eh-BOO-kam"...graduated from David Douglas High School in 2013...was selected to the All-Mount Hood Conference first team as a defensive lineman and honorable mention as a tight end...was a two-way starter for the Scots and also played fullback, as a senior in 2012...also competed in basketball and track and field...placed second as a senior in both the javelin (school-record 205-6) and the shot put (personal-best 55-2 1/2) at the State 6A Track Championships... was third at state in the javelin as a sophomore.

## SAMSON EBUKAM NFL STATISTICS



### REGULAR SEASON

Year	Team	Tackles		Solo	Asst.	Sacks	Yards	Interceptions			TD	PD	Fumbles		Yards
		G/S	Total					Int.	Yards	Long			FF	FR	
2017	Los Angeles Rams	16/2	38	18	20	2.0	21.0	0	0	0	0	0	1	0	0
2018	Los Angeles Rams	3/3	6	4	2	1.0	7.0	0	0	0	0	0	0	0	0
<b>Totals</b>		<b>19/5</b>	<b>44</b>	<b>22</b>	<b>22</b>	<b>3.0</b>	<b>28.0</b>	<b>0</b>	<b>0</b>	<b>0</b>	<b>0</b>	<b>0</b>	<b>1</b>	<b>0</b>	<b>0</b>

### POSTSEASON

Year	Team	Tackles		Solo	Asst.	Sacks	Yards	Interceptions			TD	PD	Fumbles		Yards
		G/S	Total					Int.	Yards	Long			FF	FR	
2017	Los Angeles Rams	1/0	1	1	0	0.0	0.0	0	0	0	0	0	0	0	0
<b>Totals</b>		<b>1/0</b>	<b>1</b>	<b>1</b>	<b>0</b>	<b>0.0</b>	<b>0.0</b>	<b>0</b>	<b>0</b>	<b>0</b>	<b>0</b>	<b>0</b>	<b>0</b>	<b>0</b>	<b>0</b>

**Additional Career Statistics:** Special Teams Tackles: 2017 (8).



# 81 GERALD EVERETT

Tight End // South Alabama // Decatur, Ga.

Ht./Wt.: 6-3/240

NFL Exp.: 2nd (2nd Rams)

GP/GS: 19/2, (Playoffs): (1/0)

Birth Date: 6/25/1994

Acquired: D2-2017 (No. 44)

**TRANSACTIONS:** Selected by the Rams in the second round (44th overall) of the 2017 NFL Draft (4/29/17).

**PRO:** Second-year pro, has played in all 19 regular season games and one postseason contest for the Rams since being drafted in 2017...tallied 264 yards receiving on 20 receptions with two touchdowns...posted one rushing attempts for a 13-yard gain.

**2018 SEASON: vs. Chargers (9/23):** Saw action at tight end and on special teams...snared one reception for three yards...**vs. Arizona (9/16):** Saw action at tight end and on special teams...recored his first catch of the season for 17 yards...**at Oakland (9/10):** Saw action at tight end did not record any stats.

**2017 SEASON:** Appeared in all 16 games and made two starts... finished the regular season with 16 receptions for 244 yards and two touchdowns...his 69-yard reception in Week 2 was the longest by a rookie tight end since 1992...**vs. Indianapolis (9/10):** Started at tight end in his first NFL game...notched one reception for 39 yards...**vs. Washington (9/17):** Played on offense...hauled in a 69-yard reception from QB Jared Goff...marked the second longest reception by a tight end in the NFL this season (Atlanta's TE Austin Hooper registered an 88-yard reception in Week 1)... the reception is the longest by a rookie tight end in the NFL since Tampa Bay's Tyji Armstrong had an 81-yard reception vs. the L.A. Rams (12/6/92)...he added a 24-yard reception and finished the day leading the team in receiving yards with three catches for 95 yards...**at Jacksonville (10/16):** Saw action at tight end... scored his first career touchdown on a 4-yard reception fro QB Jared Goff...**at New York Giants (11/5):** Saw action at tight end... reeled in a 44-yard reception...only rookie with two 40-plus yard receptions this season...**Week 17 vs. San Francisco (12/31):** Saw action at tight end...recorded three receptions for 16 yards...**Wild Card vs. Atlanta (1/6/18):** Saw action at tight end and reeled in a 4-yard reception.

**COLLEGE:** A semifinalist for the John Mackey Award presented to the top tight end in the nation following his senior season in 2016...named first-team all-Sun Belt Conference...also earned first-team all-Sun Belt honors from Phil Steele Publications...

...tied for the team lead with 49 receptions, and was second on the squad with 717 yards receiving and four touchdown catches... finished the year tied for third among tight ends in the country in receiving yards per game and was tied for seventh in catches per contest...ended up sixth in the league in both categories as well... had a game-high 103 yards on five catches - including a 79-yard touchdown reception on the Jaguars' second play of the second half - to help the program to its first ever victory over a nationally-ranked opponent in a 42-24 defeat of No. 19 San Diego State... followed up with a single game-best 125 yards on five receptions against SBC co-champion Arkansas State to become first player in school history to have 100-plus yards receiving in consecutive outings...tied his career-best single game receptions total with eight catches for 95 yards, including the game-winning reception to help lead the Jaguars to a 21-20 win...marked the program's first-ever victory over a Southeastern Conference opponent... as a junior in 2015, earned first-team all-Sun Belt Conference and named to the league's All-Newcomer Team after leading the Jaguars in receptions (41), receiving yards (575), touchdown catches (eight) and total touchdowns scored (12)...ended the campaign ranked sixth nationally among tight ends in receiving yards per game and tied for 11th at the position in the country in catches per contest...tied the school record for touchdown catches in a season...scored a touchdown in seven straight games, the second-longest streak in program history and the longest since moving to the NCAA Football Bowl Subdivision... attended University of Alabama-Birmingham in 2014...in his only season at UAB, caught 17 passes for 292 yards and a score while playing in all 12 games with one start...posted career high eight receptions for 93 yards against Conference USA West Division champion Louisiana Tech...from 2012-13, attended Hutchinson (Kan.) Community College.

**PERSONAL:** Only played football his senior season at Columbia High...earned all-conference honors...was a three-year letterwinner in basketball and was also a member of the Eagle track and field team...full name is Gerald Rashard Everett...an interdisciplinary studies major.

## GERALD EVERETT NFL STATISTICS



### REGULAR SEASON

Year	Team	G/S	No.	Receiving				Att.	Rushing			
				Yards	Avg.	Long	TD		Yards	Avg.	Long	TD
2017	Los Angeles Rams	16/2	16	244	15.3	69	2	1	13	13.0	13	0
2018	Los Angeles Rams	3/0	2	20	10.0	17	0	0	0	0.0	0	0
<b>Totals</b>		<b>19/2</b>	<b>18</b>	<b>264</b>	<b>14.7</b>	<b>69</b>	<b>2</b>	<b>1</b>	<b>13</b>	<b>13.0</b>	<b>13</b>	<b>0</b>

### POSTSEASON

Year	Team	G/S	No.	Receiving				Att.	Rushing			
				Yards	Avg.	Long	TD		Yards	Avg.	Long	TD
2017	Los Angeles Rams	1/0	1	4	4.0	4	0	0	0	0.0	0	0
<b>Totals</b>		<b>1/0</b>	<b>1</b>	<b>4</b>	<b>4.0</b>	<b>4</b>	<b>0</b>	<b>0</b>	<b>0</b>	<b>0.0</b>	<b>0</b>	<b>0</b>

# GERALD EVERETT GAME-BY-GAME



## 2018 Los Angeles Rams

Game	W/L	P/S	Receiving				Rushing					
			No.	Yards	Avg.	Long	TD	Att.	Yards	Avg.	Long	TD
at Oak 9/10	W	1/0	0	0	0.0	0	0	0	0.0	0	0	
Ari 9/16	W	1/0	1	17	17.0	17	0	0	0.0	0	0	
LAC 9/23	W	1/0	1	3	3.0	3	0	0	0.0	0	0	
Min 9/27												
at Sea 10/7												
at Den 10/14												
at SF 10/21												
GB 10/28												
at NO 11/4												
Sea 11/11												
KC 11/19												
at Det 12/2												
at Chi 12/9												
Phi 12/16												
at Ari 12/23												
SF 12/30												
<b>Totals</b>			<b>3-0</b>	<b>3/0</b>	<b>2</b>	<b>20</b>	<b>20.0</b>	<b>17</b>	<b>0</b>	<b>0</b>	<b>0</b>	<b>0</b>

## 2017 Los Angeles Rams

Game	W/L	P/S	Receiving				Rushing						
			No.	Yards	Avg.	Long	TD	Att.	Yards	Avg.	Long	TD	
Ind 9/10	W	1/1	1	39	39.0	39	0	0	0.0	0	0		
Was 9/17	L	1/0	3	95	31.7	69	0	0	0.0	0	0		
at SF 9/21	W	1/0	0	0	0.0	0	0	0	0.0	0	0		
at Dal 10/1	W	1/0	1	8	8.0	8	0	0	0.0	0	0		
Sea 10/8	L	1/0	1	8	8.0	8	0	0	0.0	0	0		
at Jax 10/15	W	1/0	1	4	4.0	0	1	0	0.0	0	0		
Ari 10/22	W	1/0	0	0	0.0	0	0	0	0.0	0	0		
at NYG 11/5	W	1/0	1	44	44.0	44	0	1	13	13.0	13		
Hou 11/12	W	1/1	0	0	0.0	0	0	0	0.0	0	0		
at Min 11/19	L	1/0	1	8	8.0	8	0	0	0.0	0	0		
NO 11/26	W	1/0	1	9	9.0	9	0	0	0.0	0	0		
at Ari 12/3	W	1/0	2	7	3.5	6	1	0	0.0	0	0		
Phi 12/10	L	1/0	1	6	6.0	6	0	0	0.0	0	0		
at Sea 12/17	W	1/0	0	0	0.0	0	0	0	0.0	0	0		
at Ten 12/24	W	1/0	0	0	0.0	0	0	0	0.0	0	0		
SF 12/3	L	1/0	3	16	5.3	6	0	0	0.0	0	0		
<b>Totals</b>			<b>11-5</b>	<b>16/2</b>	<b>16</b>	<b>244</b>	<b>15.3</b>	<b>69</b>	<b>2</b>	<b>1</b>	<b>13</b>	<b>13.0</b>	<b>13</b>

## 2017 Postseason

Ari 1/6/18	L	1/0	1	4	4.0	4	0	0	0.0	0	0		
<b>Totals</b>			<b>0-1</b>	<b>1/0</b>	<b>1</b>	<b>4</b>	<b>4.0</b>	<b>4</b>	<b>0</b>	<b>0</b>	<b>0</b>	<b>0.0</b>	<b>0</b>



# 5 SAM FICKEN

Kicker // Penn State // Valparaiso, Ind.

Ht./Wt.: 6-1/191  
 NFL Exp.: 1st (2nd Rams)  
 GP/GS: 3/0, (Playoffs): (1/0)  
 Birth Date: 12/14/1992  
 Acquired: FA-2018

**TRANSACTIONS:** Signed with the Rams (9/17/18)...waived by the Rams during final roster cuts (8/31/18)...signed with the Rams (12/20/17)...released by the Kansas City Chiefs (9/2/17)...signed with Kansas City (8/9/17)...released by Jacksonville (8/29/16)...signed as an undrafted free agent by Jacksonville (7/25/16).

**2018 SEASON: vs. Chargers (9/23):** Made his 2018 debut...connected on five-of-five PATs...recorded first career special teams tackle.

**2017 SEASON:** Played in two games in the regular season and one postseason...connected on two-of-three field goal attempts and four-of-five PATs...**Wild Card vs. Atlanta (1/6/18):** Connected on two field goals and one PAT...**vs. San Francisco (12/31):** Connected on two-of-two field goals and one-of-one PAT...**at Tennessee (12/24):** Made his NFL debut...connected on three-of-four PATs.

**COLLEGE:** Finished his career at Penn State 54-for-72 on field goals and 109-for-112 on extra point conversions and 271 total points...ranks second in school history in field goals made (54)...set the single-season record for field goals made with 24 in 2014...as a senior, was selected as a co-captain and was a semifinalist for the Lou Graza Collegiate Placekicker Award...was a two-time Big Ten Special Teams Player of the Week...finished the season 24-for-29 on field goals and a perfect 28-for-28 on extra points...led the team in scoring for the third consecutive season...three-time Academic All-

Big Ten honoree...as junior in 2013, led the Nittany Lions in scoring for the second straight season...connected on 15-of-23 field goals and 41-of-42 extra points for a total of 86 points...named honorable-mention All-Big Ten...connected on his final 15 attempts of the season, setting a school record for consecutive field goals made...hit the longest field goal by a Penn State player at home when he connected on a 54-yarder against Kent State (9/21/13)...as a sophomore in 2012, finished the season 14-for-21 on field goals and 39-for-41 on extra points...finished the season ranked second in the Big Ten in kick scoring (8.1 ppg) and third in field goals (14)...finished the season with a 37-yard game winner on Senior Day in overtime against Wisconsin (11/24/12)...as a freshman in 2011, saw action in three games...first career make was a 43-yarder on his second career attempt against Eastern Michigan (9/24/17)...was one-of-four true freshmen to see game action that season.

**PERSONAL:** Attended Valparaiso High School and was named first-team Associated Press Class 5A all-state...made 13 field goals as a senior and set a Valparaiso school-record connecting on a 52-yard attempt...son of Jim and Nancy Ficken...has a brother, Drew...cousins with Robbie Hummel who was a member of the Purdue basketball team from 2007-2012 and then played for the Minnesota Timberwolves from 2013-15.

## SAM FICKEN NFL STATISTICS



### REGULAR SEASON

Year	Team	GP	FG	FGA	Pct.	Scoring						
						Long	Block	XPM	XPA	Pct.	Block	Pts.
2017	Los Angeles Rams	2	2	3	66.6	23	0	4	5	80.0	0	10
2018	Los Angeles Rams	1	0	1	00.0	--	0	5	5	100.0	0	5
<b>Totals</b>		<b>3</b>	<b>2</b>	<b>4</b>	<b>50.0</b>	<b>23</b>	<b>0</b>	<b>9</b>	<b>10</b>	<b>90.0</b>	<b>0</b>	<b>15</b>

### Field Goals

Year	Team	1-19	Pct.	20-29	Pct.	30-39	Pct.	40-49	Pct.	50+	Pct.
2017	Los Angeles Rams	0/0	0.0	2/2	100.0	0/1	0.0	0/1	0.0	0/0	0.0
<b>Totals</b>		<b>0/0</b>	<b>0.0</b>	<b>2/2</b>	<b>100.0</b>	<b>0/1</b>	<b>0.0</b>	<b>0/1</b>	<b>0.0</b>	<b>0/0</b>	<b>0.0</b>

### POSTSEASON

Year	Team	GP	FG	FGA	Pct.	Scoring						
						Long	Block	XPM	XPA	Pct.	Block	Pts.
2017	Los Angeles Rams	1	2	2	100.0	35	0	1	1	100.0	0	7
<b>Totals</b>		<b>1</b>	<b>2</b>	<b>2</b>	<b>100.0</b>	<b>35</b>	<b>0</b>	<b>1</b>	<b>1</b>	<b>100.0</b>	<b>0</b>	<b>7</b>

### Field Goals

Year	Team	1-19	Pct.	20-29	Pct.	30-39	Pct.	40-49	Pct.	50+	Pct.
<b>Totals</b>		<b>0/0</b>	<b>0.0</b>	<b>0/0</b>	<b>0.0</b>	<b>2/2</b>	<b>100.0</b>	<b>0/0</b>	<b>0.0</b>	<b>0/0</b>	<b>0.0</b>

**Additional Career Statistics:** Special Teams Tackles: 2018 (1).

# SAM FICKEN GAME-BY-GAME



## 2018 Los Angeles Rams

Game	W/L	Pts	XP/XPA	FG/FGA	1-19 Not With Team Not With Team	20-29	30-39	40-49	50+	Kick-By-Kick
at Oak 9/10										
Ari 9/16										
LAC 9/23	W	5	5/5	0/1	0/0	0/0	0/0	0/1	0/0	46R
Min 9/27										
at Sea 10/7										
at Den 10/14										
at SF 10/21										
GB 10/28										
at NO 11/4										
Sea 11/11										
KC 11/19										
at Det 12/2										
at Chi 12/9										
Phi 12/16										
at Ari 12/23										
SF 12/30										
<b>Totals</b>	<b>1-0</b>	<b>5</b>	<b>5/5</b>	<b>0/1</b>	<b>0/0</b>	<b>0/0</b>	<b>0/0</b>	<b>0/1</b>	<b>0/0</b>	

## 2017 Los Angeles Rams

Game	W/L	Pts	XP/XPA	FG/FGA	1-19	20-29	30-39	40-49	50+	Kick-By-Kick
Ind 9/10										
Was 9/17										
at SF 9/21										
at Dal 10/1										
Sea 10/8										
at Jax 10/15										
Ari 10/22										
at NYG 11/5										
Hou 11/12										
at Min 11/19										
NO 11/26										
at Ari 12/3										
Phi 12/10										
at Sea 12/17	W	3	3/4	0/1	0/0	0/0	0/1	0/0	0/0	36R
at Ten 12/24	L	7	1/1	2/2	0/0	2/2	0/0	0/0	0/0	23, 21
SF 12/31										
<b>Totals</b>	<b>1-1</b>	<b>10</b>	<b>4/5</b>	<b>2/3</b>	<b>0/0</b>	<b>2/2</b>	<b>0/1</b>	<b>0/0</b>	<b>0/0</b>	



# 16 JARED GOFF

Quarterback // California // Novato, Calif.

Ht./Wt.: 6-4/222

NFL Exp.: 3rd (3rd Rams)

GP/GS: 25/25, (Playoffs): (1/1)

Birth Date: 10/14/1994

Acquired: D1-2016 (No. 1)

**TRANSACTIONS:** Selected by Los Angeles in the first round (1st overall) of the 2016 NFL Draft (4/28/16).

**PRO:** Third-year professional, originally drafted No. 1 overall in 2016...started all 25 regular season games and one playoff contest played in first three NFL seasons...amassed 5,834 career yards passing with 39 touchdowns...named to first Pro Bowl following 2017 season.


**2018 SEASON: vs. Chargers (9/23):** Completed 29-of-36 passes for 354 yards, three touchdowns and one interception...his 123.8 passer rating was the fourth highest of his career...became the third player in league history to throw for at least 350 yards and complete 75 percent of his passes in consecutive weeks...also added three rushes for 14 yards...**vs. Arizona (9/16):** Completed 24-of-32 passes for 354 yards, one touchdown and one interception...his 108.1 passer rating was the seventh highest mark of his career...**at Oakland (9/10):** Completed 18-of-33 passes for 233 yards, two touchdowns and no interceptions for a 97.2 passer rating...his fifth career road start with zero interceptions and at least two passing touchdowns.

**2017 SEASON:** Started all 15 games played...finished the regular season 296-for-477, 3,804 passing yards, 28 touchdowns, seven interceptions and a passer rating of 100.5...earned NFC Offensive Player of the Week honors for his Week 9 performance...named a Pro Bowl first alternate...led team that ranked in the top five in the NFL in points per game (1), passing percent had intercepted (2), passing net yards per play (4) and yards per play (5)...his 3,804 passing yards are the ninth-most by a Rams quarterback in a single season in franchise history...on the road, Goff completed 148 passes for 1,848 yards, 18 touchdowns, and two interceptions for 109.8 passer rating...his 28 passing touchdowns passed Roman Gabriel (25) for the sixth-most passing touchdowns in a season in franchise history...**Wild Card vs. Atlanta (1/6/18):** Completed 24-of-45 passes for 259 yards, no interceptions and one touchdown for a 77.9 passer rating...**at Tennessee (12/24):** Completed 22-of-28 passes for 301 yards and four touchdowns for a 118.4 passer rating...passed former QB Sam Bradford (3,512) for the 10th-highest and ninth-highest (3,702) single-season passing yard output in franchise history...**at Arizona (12/3):** Completed 21-of-31 passes for 220 yards and two touchdowns for a 96.2 passer rating...eclipsed 3,000 passing yards and 20 touchdowns this season, the last Rams quarterback to post those numbers was Sam Bradford (3,702 yards and 21 TDs in 2012)...his 12 passing touchdowns on the road this season is the sixth most by a Rams quarterback in a single season...**vs. New Orleans (11/26):** Completed 28-of-43 passes for his second highest career record of 354 yards, two touchdowns, and a 96.5 passer rating...**vs. Houston (11/12):** Completed 25-of-37 passes for a personal best 355 yards...no interceptions and a 125.4 passer rating...recorded a career-long 94-yard touchdown pass to WR Robert Woods...**at New York Giants (11/5):** Completed 14-of-22 passes for 311 yards and four touchdowns for a career-high passer rating of 146.8...the ninth highest passer rating in franchise history...**vs. Arizona (10/22):** Completed 22-of-37 passes for 235 yards, two touchdowns

(one rushing)...**at San Francisco (9/21):** Completed 22-of-28 passes for 292 yards, three touchdowns and no interceptions for a 145.8 passer rating...established a personal best in completion percentage (78.6)...**vs. Indianapolis (9/10):** Completed 21-of-29 passes for 306 yards and a touchdown, for a 117.9 passer rating, while picking up his first career win as a starter...

**2016 SEASON:** Started the last seven games of the season...completed 112-of-205 passes for 1,089 yards and six touchdowns (one rushing)...**vs. Atlanta (12/11):** Talled 235 passing yards on 24-of-41 completions...scored his first rushing touchdown of his career on a two-yard scamper...**at New Orleans (11/27):** Completed 20-of-32-passes for 214 yards and three touchdowns...first career NFL touchdown came on a 24-yard completion to wide receiver Tavon Austin...finished with a passer rating of 100.3...**vs. Miami (11/20):** Made his NFL debut...completed 17-of-31 passes for 134 yards without an interception...carried the ball four times for 11 yards.

**COLLEGE:** Started all 37 games possible during his three seasons at Cal and is the only quarterback in school history to have ever started his first game as a true freshman...holds 26 Cal records including career marks for passing yards (12,220), passing yards per game (329.7), touchdown passes (96), completions (977), passing attempts (1,569), total offense (12,086) and total plays (1,739)...second on the school's all-time list for passing efficiency (143.95) behind only Aaron Rodgers...broke Pac-12 career records with an average of 326.6 yards of total offense per game as well as three seasons of gaining 3,000 or more total yards...ranks third all-time in Pac-12 history and 26th nationally in passing yards as well as fourth in the Pac-12 and 27th nationally in passing touchdowns...set a pair of Pac-12 single-season records in his final campaign as a 2015 junior when he passed for 4,719 yards and 43 touchdowns and he was also the first Cal quarterback to earn first-team All-Pac-12 honors since Rodgers in 2004...two-time team captain as voted by his teammates in his final two campaigns as a junior and 2014 sophomore...one of six players in Pac-12 history to throw for 3,000 or more yards in three seasons and one of two to throw for 3,000 or more yards in each of his first three campaigns...had at least 268 yards passing or two touchdown passes in each of his final 14 collegiate contests...twice earned Pac-12 Offensive Player of the Week honors with both coming over the final three games of his 2015 junior season against Oregon State (11/14/2015) and Arizona State (11/28/2015)...the team's seven-win turnaround over his last two seasons from a 1-11 record in 2013 to an 8-5 mark in 2015 is tied for the second best in school history behind only the eight-win improvement from a 2-10 mark in 1946 to a 10-1 record in 1948...Cal's Most Outstanding Player in a Lockheed Martin Armed Forces Bowl victory over Air Force as a junior in the final game of his collegiate career when he set the bowl's single-game records by passing for 467 yards and six touchdowns to lead Cal to its first bowl victory since 2008.



**PERSONAL:** Attended Marin Catholic High School in Calif... passed for a combined 7,687 yards and 93 touchdowns with 18 interceptions in three varsity seasons from 2010-12, completing 477-of-767 passes (62.2 percent)..three varsity teams to one appearance in the state title game, one North Coast Section crown, three NCS playoff appearances and three MCL championships...

earned All-American honors from SuperPrep as a 2012 senior... parents are Jerry and Nancy Goff...has one sibling, Lauren...father was a catcher who played Major League Baseball with Montreal (1990, 1992), Pittsburgh (1993-94) and Detroit (1995-96) following his collegiate baseball career at Cal that included All-America, All-District 8 and All-Pac-10 honors in 1986...majored in sociology.

## JARED GOFF NFL STATISTICS



### REGULAR SEASON

#### Passing

Year	Team	G/S	Att.	Comp.	Pct.	Yards	Yds/Att.	TD	Int.	Long	Sack-Yards	Rating
2016	Los Angeles Rams	7/7	205	112	54.6	1,089	5.3	5	7	66	26-222	63.6
2017	Los Angeles Rams	15/15	477	296	62.1	3,804	8.0	28	7	94t	25-172	100.5
2018	Los Angeles Rams	3/3	101	71	70.3	941	9.3	6	2	57	4-24	111.0
<b>Totals</b>		<b>25/25</b>	<b>783</b>	<b>479</b>	<b>61.2</b>	<b>5,834</b>	<b>7.5</b>	<b>39</b>	<b>16</b>	<b>94t</b>	<b>55-418</b>	<b>92.2</b>

#### Rushing

Year	Team	Att.	Yards	Avg.	Long	TD
2016	Los Angeles Rams	8	16	2.0	6	1
2017	Los Angeles Rams	28	51	1.8	22	1
2018	Los Angeles Rams	6	15	2.5	16	0
<b>Totals</b>		<b>42</b>	<b>82</b>	<b>2.0</b>	<b>22</b>	<b>2</b>

### POSTSEASON

#### Passing

Year	Team	G/S	Att.	Comp.	Pct.	Yards	Yds/Att.	TD	Int.	Long	Sack-Yards	Rating
2017	Los Angeles Rams	1/1	45	24	53.3	259	5.8	1	0	38	3-13	77.9
<b>Totals</b>		<b>1/1</b>	<b>45</b>	<b>24</b>	<b>53.3</b>	<b>259</b>	<b>5.8</b>	<b>1</b>	<b>0</b>	<b>38</b>	<b>3-13</b>	<b>77.9</b>

#### Rushing

Year	Team	Att.	Yards	Avg.	Long	TD
2017	Los Angeles Rams	0	0	0	0	0
<b>Totals</b>		<b>0</b>	<b>0</b>	<b>0</b>	<b>0</b>	<b>0</b>

# JARED GOFF GAME-BY-GAME



## 2018 Los Angeles Rams

Game	W/L	P/S	Att.	Comp.	Pct.	Yards	Yards/ Att.	TD	Int.	Long	Sack- Yards	Rtg.
at Oak 9/10	W	1/1	33	18	54.5	233	7.1	2	0	30	1-8	97.2
Ari 9/16	W	1/1	32	24	75.0	354	11.1	1	1	57	2-12	108.1
LAC 9/23	W	1/1	36	29	80.6	354	9.8	3	1	53t	1-4	123.8
Min 9/27												
at Sea 10/7												
at Den10/14												
at SF 10/21												
GB 10/28												
at NO 11/4												
Sea 11/11												
KC 11/19												
at Det 12/2												
at Chi 12/9												
Phi 12/16												
at Ari 12/23												
SF 12/30												
<b>Totals</b>	<b>3-0</b>	<b>3/3</b>	<b>101</b>	<b>71</b>	<b>70.3</b>	<b>941</b>	<b>9.3</b>	<b>6</b>	<b>2</b>	<b>57</b>	<b>4-24</b>	<b>111.0</b>

## 2017 Los Angeles Rams

Game	W/L	P/S	Att.	Comp.	Pct.	Yards	Yards/ Att.	TD	Int.	Long	Sack- Yards	Rtg.
Ind 9/10	W	1/1	29	21	72.4	306	10.60	1	0	39	1-8	117.9
Was 9/17	L	1/1	25	15	60.0	224	8.96	1	1	69	2-12	86.1
at SF 9/21	W	1/1	28	22	78.6	292	10.43	3	0	47	0-0	145.8
at Dal 10/1	W	1/1	36	21	58.3	255	7.08	2	0	53t	1-11	98.7
Sea 10/8	L	1/1	47	22	46.8	288	6.13	0	2	35	2-13	48.9
at Jax 10/15	W	1/1	21	11	52.4	124	5.90	1	0	22	3-17	86.2
Ari 10/22	W	1/1	37	22	59.5	235	6.35	1	1	35	1-7	75.8
at NYG 11/5	W	1/1	22	14	63.6	311	14.14	4	0	67t	0-0	146.8
Hou 11/12	W	1/1	37	25	67.6	355	9.59	3	0	94t	3-22	125.4
at Min 11/19	L	1/1	37	23	62.2	225	6.08	0	0	23	2-16	79.2
NO 11/26	W	1/1	43	28	65.1	354	8.23	2	1	53	4-27	96.5
at Ari 12/3	W	1/1	31	21	67.7	220	7.10	2	1	33	1-7	96.2
Phi 12/10	L	1/1	26	16	61.5	199	7.65	2	0	64	2-1	110.9
at Sea 12/17	W	1/1	21	14	66.7	120	5.71	2	1	15	2-16	93.4
at Ten 12/24	W	1/1	38	22	57.9	301	7.92	4	0	80t	1-15	118.4
SF 12/31	L											
<b>Totals</b>	<b>11-5</b>	<b>15/15</b>	<b>477</b>	<b>296</b>	<b>62.1</b>	<b>3,804</b>	<b>8.0</b>	<b>28</b>	<b>7</b>	<b>94t</b>	<b>25-172</b>	<b>100.5</b>

## 2017 Postseason

Atl 1/6/18	L	1/1	45	24	53.3	259	5.8	1	0	38	3-13	77.9
<b>Totals</b>	<b>0-1</b>	<b>1/1</b>	<b>45</b>	<b>24</b>	<b>53.3</b>	<b>259</b>	<b>5.8</b>	<b>1</b>	<b>0</b>	<b>38</b>	<b>3-13</b>	<b>77.9</b>

## 2016 Los Angeles Rams

Game	W/L	P/S	Att.	Comp.	Pct.	Yards	Yards/ Att.	TD	Int.	Long	Sack- Yards	Rtg.
at SF 9/12	L											
Sea 9/18	W											
at TB 9/25	W											
at Ari 10/2	W											
Buf 10/9	L											
at Ded 10/16	L											
NYG 10/23	L											
Car 11/6	L											
at NYJ 11/13	W											
Mia 11/20	L	1/1	31	17	54.8	134	4.3	0	0	21	1-9	65.8
at NO 11/27	L	1/1	32	20	62.5	214	6.7	3	1	31	3-36	100.3
at NE 12/4	L	1/1	32	14	43.8	161	5.0	1	2	66	4-35	43.9
Atl 12/11	L	1/1	41	24	58.5	235	5.7	0	2	28	3-27	54.4
at Sea 12/15	L	1/1	25	13	52.0	135	5.4	0	0	25	4-31	67.9
SF 12/24	L	1/1	24	11	45.8	90	3.7	1	2	24	4-12	35.1
Ari 1/1/17	L	1/1	20	13	65.0	120	6.0	0	0	0	0-0	81.3
<b>Totals</b>	<b>4-12</b>	<b>7/7</b>	<b>205</b>	<b>112</b>	<b>54.6</b>	<b>1,089</b>	<b>5.3</b>	<b>5</b>	<b>7</b>	<b>66</b>	<b>26-222</b>	<b>63.6</b>

# 30 TODD GURLEY II

Running Back // Georgia // Tarboro, N.C.

Ht./Wt.: 6-1/224

NFL Exp.: 4th (4th Rams)

GP/GS: 47/46, (Playoffs): (1/1)

Birth Date: 8/3/1994

Acquired: D1-2015 (No. 10)



**TRANSACTIONS:** Selected by the Rams in the first round (10th overall) of the 2015 NFL Draft (4/30/15).

**PRO:** Fourth-year pro...earned Associated Press First-Team All-Pro honors in 2017...named 101 Awards NFC Offensive Player of the Year...earned second-career Pro Bowl honor for his 2017 season performance...career totals of 848 carries, 3,551 rushing yards, 33 rushing touchdowns and seven receiving touchdowns...has hauled in 139 career receptions for 1,424 yards...became fourth player in franchise history to earn Offensive Rookie of the Year honors (2015)...named PFWA's Rookie of the Year and All-Rookie team...earned first Pro Bowl honors in his rookie season in 13 games he appeared in...started all 16 games his second year in 2016...named NFC Player of the Week for Week's 4, 15, and 16...named NFC Player of the Month in September and December 2017.

**2018 SEASON: vs. Chargers (9/23):**

Tallied 23 rushes for 105 yards and one touchdown...passed Dan Towler for sixth place on the Rams all-time rushing list...recorded his 13th career 100-yard rushing performance...added five receptions for 51 yards...**vs. Arizona (9/16):** Finished with 19 carries for 42 yards and three touchdowns on the ground...passed Les Josephson for seventh place on the Rams all-time rushing list and needs 48 yards to pass Dan Towler for sixth place...marked his second career game with three rushing touchdowns...converted two two-point rushing conversions...added three receptions for 31 yards...**at Oakland (9/10):** Rushed 20 times for 108 yards and a 5.4 average...marked his 12th career game with 100-plus rushing yards...he is just four yards shy of the seventh most rushing yards on the Rams all-time rushing list behind Les Josephson (3,407)...recorded three receptions for 39 yards and one touchdown.



2017 NFC Offensive Player of the Month: September & December

2017 NFC Offensive Player of the Week: Week 4, 15, 16

**2017 SEASON:** Played in and started 15 games of the regular season and started in one postseason contest...led the NFL in touchdowns (19), was the highest scoring non-kicker (114), ranked first in the league in scrimmage yards (2,093) and finished second in rushing yards (1,305)...averaged 6.1 yards per touch, 39 rushes for 10-plus yard gains and 66 rushing first downs...he is one of three players in NFL history to record 1,000-plus scrimmage yards, 10-plus rushing touchdowns and five-plus receiving touchdowns in a single season...**Wild Card vs. Atlanta (1/6/18):** Started at running back...rushed 14 times for 101 yards and a 7.2-yard average...had two long rushes of 26 and 33 yards...totaled four receptions for 10 yards...**at**

**2,000-Plus Scrimmage Yards, 10-Plus Rushing TDs & Six-Plus Receiving TDs in a Single Season**

Player	Season	Scrim Yds	Rush TD	Rec TD
O.J. Simpson	1975-BUF	2,243	16	7
Marshall Faulk	2000-STL	2,189	18	8
Marshall Faulk	2001-STL	2,147	12	9
Todd Gurley II	2017-L.A.	2,093	13	6

**Tennessee (12/24):** Totaled 32 touches for 275 scrimmage yards, the third highest mark in franchise history in a single game...rushed 22 times for 118 yards...recorded 10 receptions for a career high 158 yards and two touchdowns including an 81-yard touchdown, the second-longest reception by a



running back this season...became the third player in NFL history to have 100-plus rushing yards and 150-plus receiving yards in a single game, joining Ollie Matson (1954) and Herschel Walker (1986)...**at Seattle (12/17):** Totaled 24 touches for 180 yards from scrimmage and four touchdowns...rushed 21 times for a season-high 152 yards, a 7.2-yard average and three touchdowns...recorded three receptions for 28 yards and one touchdown...was the first Rams player in over a decade with four touchdowns in a single game...second player in franchise history to have 1,800-plus scrimmage yards and 15-plus touchdowns in the team's first 14 games of a season... **vs. Philadelphia (12/10):** Rushed 13 times for a team-leading 96 yards and two touchdowns...recorded three receptions for 39 yards...totaled 16 touches for 135 yards from scrimmage...eclipsed the 1,000 yard rushing mark for a second season...**at Arizona (12/3):** Rushed 19 times for 74 yards...recorded six receptions for 84 yards...totaled 25 touches for 158 yards...**vs. New Orleans (11/26):** Rushed 17 times for 74 yards...recorded four receptions for 54 yards...totaled 21 touches for 128 yards... his seven 25-plus yard receptions this season currently leads the NFL at his position...**vs. Arizona (10/22):** Rushed 22 times for 106 yards and one touchdown... caught four passes for 51 yards...notched his fourth 100-plus yard rushing game of the season...**at Jacksonville (10/15):** Tallied 116 rushing yards on 23 carries for 5.0-yard average...his third 100-plus yard rushing game this season and eighth in his career...**at Dallas (10/1):** Rushed 23 times for 121 yards and caught seven passes for 94 yards and one touchdown...totaled 215 yards from scrimmage on 30 touches... posted his highest total single-game output of his career...named NFC Offensive Player of the Week...**at San Francisco (9/21):** Rushed 28 times for 113 yards and two rushing touchdowns...notched five receptions for 36 yards and one touchdown...marked first time in his career that he scored three times...**vs. Washington (9/17):** Recorded 16 rushes for 88 yards and three receptions for 48 yards, totaling 19 touches for 136 yards...carried the ball for a 1-yard rushing touchdown and added a second touchdown on an 18-yard reception from QB Jared Goff...marked Gurley's first receiving touchdown of his career and his fourth multi-touchdown game of his career.

**2016 SEASON:** Carried the ball 278 times for 885 yards and six rushing touchdowns...posted a new career-high in receiving yards (327)... **vs. San Francisco (12/26):** Carried the ball 23 times for 67 yards...scored his sixth rushing touchdown of the season...hauled in three receptions for 20 yards...**vs. Atlanta (12/11):** Totaled 16 carries for 61 yards...scored his fifth rushing touchdown of the season on a three-yard rush...caught three passes for 22 yards...**at New Orleans (11/27):** Rushed the ball

13 times for 50 yards...recorded longest reception of the season after hauling in a 31-yard reception from QB Jared Goff...finished with four receptions for 49 yards...**vs. Miami (11/20)**: Rushed for 76 yards on 20 carries...scored his fourth rushing touchdown of the season on his longest run of the year (24)...**at Detroit (10/16)**: Carried the ball 14 times for 58 yards, a 4.1-yard average...caught four passes for 39 yards for a total of 97 yards on 18 touches...**vs. Buffalo (10/9)**: Recorded 23 carries for 72 yards...scored his first rushing touchdown in the Coliseum, his third of the season...caught three passes for 36 yards...totaled 108 yards from scrimmage...**at Arizona (10/2)**: Carried the ball 17 times for 33 yards...recorded a career long 33-yard reception...finished with five receptions...**at Tampa Bay (9/25)**: Rushed for 85 yards on 27 carries, and found the end zone twice...marked his third multi-touchdown game of his career.

**2015 SEASON**: Played in 13 games and started 12...earned first Pro Bowl honor...finished the season leading the team in rushes (229) and rushing yards (1,108) and 10 touchdowns...finished the season third in rushing yards in the NFL...the last Rams running back to have at least 1,000 yards was Steven Jackson (1,045) in 2012...the last Rams rookie running back to reach 1,000 was Jerome Bettis (1,429) in 1993...last time a Rams running back to have a rushing touchdown in at least five consecutive games was Marshall Faulk in Weeks 15-17 in '01 and Weeks 1-3 in '02...recorded five 100-yard rushing games...one of three rookies since 1970 with 700-plus rushing yards in first six career starts (Adrian Peterson, Eric Dickerson)...**vs. Detroit (12/13)**: Started at running back...rushed 16 times for 140 yards and two touchdowns...marked his fifth 100-plus yard rushing yard game and second multi-touchdown game...notched three rushes for 20-plus yards, including a long of 49 yards...has amassed 975 rushing yards this season on 189 attempts for a 5.2-yard average...his 975 rushing yards rank fourth in the NFL, behind Adrian Peterson (1,251), Doug Martin (1,214), and Jonathan Stewart (989)...**vs. San Francisco (11/1)**: Made his fourth start at running back...rushed 20 times for 133 yards, a 6.7-yard average...has four rushes of 45-plus yards in his first four games as a starter (48 v CLE, 52 at AZ, 55 at GB, 71 v SF)...notched a 71-yard touchdown run, the longest rushing play of the season for the Rams and the fourth longest rush of the season in the NFL...marked his fourth consecutive game with 100-plus yards, last Rams rookie running back to do so was Jerome Bettis in 1993...in his first four career starts, he has rushed for 566 yards, the most yards by any NFL player in his first four starts who began career in Super Bowl era. Previously, the record was held by Billy Sims (539)...**vs. Cleveland (10/25)**: Started at running back...scored his first NFL touchdown on a 1-yard rush...added a second touchdown on a 16-yard rush...finished the day with 19 rushes for 128 yards, including a long of 48 yards...also had four

receptions for 35 yards, to put his total yards at 163...marked his third consecutive 100-yard rushing game...the last Rams rookie running back to post 100-plus yards in three consecutive games was Eric Dickerson in 1983...**at Green Bay (10/11)**: Started at running back...notched his second-consecutive 100-yard rushing game...rushed 30 times for 159 yards, a 5.3-yard average, including a long rush of 55 yards...**at Arizona (10/4)**: Made his first NFL start...led the team in rushes (19) and rushing yards (146)...marked his first 100-yard rushing game of his career...notched a long rush of 52 yards.

**COLLEGE**: Notched 18 career 100 yard rushing games at Georgia, second most in school history...also had one 200 yard rushing game...scored 44 career touchdowns (36 rushing, six receiving, two kickoffs), which ranks second in school records behind Herschel Walker (52)...second in school history with 4,322 all-purpose yards and 3,285 rushing yards, trailing Walker (5,749)...one of only four Bulldogs to have 3,000-plus yards rushing in his career...established new school record with career 6.44 average gain per rush (old mark: 6.42, Charley Trippi, 1942, 1945-46)...voted team's offensive MVP for 2014 season...named to the Paul Hornung Award Honor Roll following his performances against Vanderbilt, Tennessee and Clemson during the 2014 season...also tapped three times for Athlon Sports National Player of the Week honors...earned SEC Offensive Player of the Weeks honors six times during his collegiate career...posted a career-high 208 rushing yards on 28 carries and two touchdowns vs. Tennessee (2014)...in 2012, became the second UGA true freshman (Walker in 1980) to rush for more than 1,000 yards...set Georgia freshman running back record with 17 rushing touchdowns, which is tied for third overall at UGA...tallied nine games with at least 100 yards rushing, which ranks tied for third in school history for a season.

**PERSONAL**: Name pronounced "GUR-lee"...attended Tarboro High School...earned North Carolina Associated Press Player of the Year honors for 2011...NCPreps.com 2A Player of the Year for 2011...SuperPrep All-Mid-Atlantic Team...ESPN.com four star prospect, No. 11 ranked running back, ranked No. 10 in state of North Carolina overall...ESPNS North Carolina Magazine First Team All State...won three consecutive 2A State Championships at Tarboro High School...rushed for 242 yards and four touchdowns in 2011 State Championship game...as a senior totaled 2,600 yards and 38 touchdowns...played running back and safety during his junior season, totaling 1,472 rushing yards and 26 touchdowns, as well as 79 tackles, an interception, and a forced fumble...ran track for Team USA in Europe during the Spring and Summer of 2011...majored in pre-business...recipient of the Jack and Joy Davis Football Scholarship all three years of his Georgia career.

## TODD GURLEY II NFL STATISTICS



### REGULAR SEASON

Year	Team	G/S	No.	Receiving				Att.	Rushing			
				Yards	Avg.	Long	TD		Yards	Avg.	Long	TD
2015	St. Louis Rams	13/12	21	188	9.0	31	0	229	1,106	4.8	71t	10
2016	Los Angeles Rams	16/16	43	327	7.6	33	0	278	885	3.2	24t	6
2017	Los Angeles Rams	15/15	64	788	12.4	80t	6	279	1,305	4.7	57t	13
2018	Los Angeles Rams	3/3	11	121	11.0	25	1	62	255	4.1	23	4
<b>Totals</b>		<b>47/46</b>	<b>139</b>	<b>1,424</b>	<b>10.2</b>	<b>80t</b>	<b>7</b>	<b>848</b>	<b>3,551</b>	<b>4.2</b>	<b>71t</b>	<b>33</b>

### POSTSEASON

Year	Team	G/S	No.	Receiving				Att.	Rushing			
				Yards	Avg.	Long	TD		Yards	Avg.	Long	TD
2017	Los Angeles Rams	1/1	4	10	2.5	4	0	14	101	7.2	33	0
<b>Totals</b>		<b>1/1</b>	<b>4</b>	<b>10</b>	<b>2.5</b>	<b>4</b>	<b>0</b>	<b>14</b>	<b>101</b>	<b>7.2</b>	<b>33</b>	<b>0</b>



# TODD GURLEY II GAME-BY-GAME



## 2018 Los Angeles Rams

Game	W/L	P/S	Receiving					Rushing					
			No.	Yards	Avg.	Long	TD	Att.	Yards	Avg.	Long	TD	
at Oak 9/10	W	1/1	3	39	13.0	19	1	20	108	5.4	23	0	
Ari 9/16	W	1/1	3	31	10.3	15	0	19	42	2.2	11	3	
LAC 9/23	W	1/1	5	51	10.2	25	0	23	105	4.6	14	1	
Min 9/27													
at Sea 10/7													
at Den 10/14													
at SF 10/21													
GB 10/28													
at NO 11/4													
Sea 11/11													
KC 11/19													
at Det 12/2													
at Chi Phi 12/9													
Phi 12/16													
at Ari 12/23													
SF 12/30													
<b>Totals</b>		<b>3-0</b>	<b>3/3</b>	<b>11</b>	<b>121</b>	<b>11.0</b>	<b>25</b>	<b>1</b>	<b>62</b>	<b>255</b>	<b>4.1</b>	<b>23</b>	<b>4</b>

## 2017 Los Angeles Rams

Game	W/L	P/S	Receiving					Rushing					
			No.	Yards	Avg.	Long	TD	Att.	Yards	Avg.	Long	TD	
Ind 9/10	W	1/1	5	58	11.6	24	0	19	40	2.1	12	1	
Was 9/17	L	1/1	3	48	16.0	28	1	16	88	5.5	18	1	
at SF 9/21	W	1/1	5	36	7.2	27	1	28	113	4.0	29	2	
at Dal 10/1	W	1/1	7	94	13.4	53t	1	23	121	5.3	17	0	
Sea 10/8	L	1/1	2	7	3.5	6	0	14	43	3.1	11	0	
at Jax 10/15	W	1/1	1	4	4.0	4	0	23	116	5.0	14	0	
Ari 10/22	W	1/1	4	48	12.0	35	0	22	106	4.8	18t	1	
at NYG 11/5	W	1/1	2	45	22.5	44	0	16	59	3.7	36	2	
Hou 11/12	W	1/1	6	68	11.3	43	0	11	68	6.2	34	0	
at Min 11/19	L	1/1	3	19	6.3	11	0	15	37	2.5	8	1	
NO 11/26	W	1/1	4	54	13.5	31	0	17	74	4.4	14	0	
at Ari 12/3	W	1/1	6	84	14.0	33	0	19	74	3.9	14	0	
Phi 12/10	L	1/1	3	39	13.0	20	0	13	96	7.4	30	2	
at Sea 12/17	W	1/1	3	28	9.3	14t	1	21	152	7.2	57t	3	
at Ten 12/24	W	1/1	10	158	15.8	80t	2	22	118	5.4	34	0	
SF 12/31	L								Inactive				
<b>Totals</b>		<b>11-5</b>	<b>15/15</b>	<b>64</b>	<b>788</b>	<b>12.3</b>	<b>80t</b>	<b>6</b>	<b>279</b>	<b>1,305</b>	<b>4.7</b>	<b>57t</b>	<b>13</b>

## 2017 Postseason

Atl 1/6/18	L	1/1	4	10	2.5	4	0	14	101	7.2	33	0	
<b>Totals</b>		<b>0-1</b>	<b>1/1</b>	<b>4</b>	<b>10</b>	<b>2.5</b>	<b>4</b>	<b>0</b>	<b>14</b>	<b>101</b>	<b>7.2</b>	<b>33</b>	<b>0</b>

## 2016 Los Angeles Rams

Game	W/L	P/S	Receiving					Rushing					
			No.	Yards	Avg.	Long	TD	Att.	Yards	Avg.	Long	TD	
at SF 9/12	L	1/1	1	-5	-5.0	-5	0	17	47	2.8	10	0	
Sea 9/18	W	1/1	1	19	19.0	19	0	19	51	2.7	11	0	
at TB 9/25	W	1/1	1	-5	-5.0	-5	0	27	85	3.1	16	2	
at Ari 10/2	W	1/1	5	49	9.8	33	0	17	33	1.7	5	0	
Buf 10/9	L	1/1	3	36	12.0	24	0	23	72	3.1	16	1	
at Det 10/16	L	1/1	4	39	9.8	13	0	14	58	4.1	15	0	
NYG 10/23	L	1/1	6	35	5.8	20	0	15	57	3.8	8	0	
Car 11/6	L	1/1	4	26	6.5	11	0	12	48	4.0	18	0	
at NYJ 11/13	W	1/1	1	8	8.0	8	0	21	64	3.0	13	0	
Mia 11/20	L	1/1	0	0	0.0	0	0	20	76	3.8	24t	1	
at NO 11/27	L	1/1	4	39	9.8	31	0	13	50	3.8	13	0	
at NE 12/4	L	1/1	2	9	4.5	7	0	11	38	3.5	9	0	
Atl 12/11	L	1/1	3	22	7.3	12	0	16	61	3.8	9	1	
at Sea 12/15	L	1/1	1	-2	-2.0	-2	0	14	38	2.7	22	0	
SF 12/24	L	1/1	3	20	6.7	9	0	23	67	2.9	11	1	
Ari 1/1/17	L	1/1	4	37	9.3	29	0	14	40	2.9	8	0	
<b>Totals</b>		<b>4-12</b>	<b>16/16</b>	<b>43</b>	<b>327</b>	<b>7.6</b>	<b>33</b>	<b>0</b>	<b>278</b>	<b>885</b>	<b>3.2</b>	<b>24t</b>	<b>6</b>

## 2015 St. Louis Rams

Game	W/L	P/S	Receiving					Rushing					
			No.	Yards	Avg.	Long	TD	Att.	Yards	Avg.	Long	TD	
Sea 9/13	W												
at Was 9/20	L								Inactive				
Pit 9/27	L	1/0	1	5	5.0	5	0	6	9	1.5	4	0	
at Ari 10/4	W	1/1	2	15	7.5	8	0	19	146	7.7	52	0	
at GB 10/11	L	1/1	0	0	0.0	0	0	30	159	5.3	55	0	
Cle 10/25	W	1/1	4	35	8.8	24	0	19	128	6.7	48	2	
SF 11/1	W	1/1	3	13	4.3	15	0	20	133	6.7	71t	1	
at Min 11/8	L	1/1	3	20	6.7	11	0	24	89	3.7	16	1	
Chi 11/15	L	1/1	3	44	14.7	31	0	12	45	3.8	9	1	
at Bal 11/22	L	1/1	0	0	0.0	0	0	25	66	2.6	7	1	
at Cin 11/29	L	1/1	1	11	11.0	11	0	9	19	2.1	8	0	
Ari 12/6	L	1/1	0	0	0.0	0	0	9	41	4.6	34	0	
Det 12/13	W	1/1	1	7	7.0	7	0	16	140	8.8	49	2	
TB 12/17	W	1/1	2	31	15.5	19	0	21	48	2.3	9	1	
at Sea 12/27	W	1/1	1	7	7.0	7	0	19	85	4.5	20	1	
at SF 1/3	L								Inactive				
<b>Totals</b>		<b>7-9</b>	<b>13/12</b>	<b>21</b>	<b>188</b>	<b>9.0</b>	<b>31</b>	<b>0</b>	<b>229</b>	<b>1,108</b>	<b>4.8</b>	<b>71t</b>	<b>10</b>



# 54 BRYCE HAGER

Linebacker // Baylor // Austin, Texas

Ht./Wt.: 6-1/237

NFL Exp.: 4th (4th Rams)

GP/GS: 51/1, (Playoffs): (1/0)

Birth Date: 5/4/1992

Acquired: D7A-2015 (No. 224)

**TRANSACTIONS:** Selected by the Rams in the seventh round (224th overall) of the 2015 NFL Draft (5/2/15).

**PRO:** Fourth-year pro has played in every game of his NFL career...recorded 21 special teams tackles in his first 51 NFL games...a standout special teams performer...earned first-career start in 2017 Week 17 contest against San Francisco.

**2018 SEASON: vs. Chargers (9/23):** Saw action on special teams...**vs. Arizona (9/16):** Saw action at linebacker and special teams...recorded three solo tackles on defense...**at Oakland (9/10):** Saw action on special teams.

**2017 SEASON:** Played in all 16 games of the regular season and one postseason...saw action at linebacker and served as a contributor on special teams...notched a career-high 11 tackles (eight solo), one sack, one pass defensed, and one forced fumble...**Wild Card vs. Atlanta (1/6/18):** Saw action at linebacker...recorded one tackle and one forced fumble on special teams...**vs. San Francisco (12/31):** Started at linebacker and played on special teams...notched four solo tackles...**at Seattle (12/17):** Saw action at linebacker and special teams...recorded two solo tackles on defense...**at Arizona (12/3):** Saw action at linebacker for an injured Alec Ogletree and on special teams...recorded four tackles (one solo), one pass defensed, and his first career sack.

**2016 SEASON:** Served as a major contributor on special teams...finished second on the team with 10 special teams tackles...**vs. San Francisco (12/26):** Racked up his 10th special teams tackle of the season...**at Seattle (12/15):** Recorded his first pass defensed of his career...**at New England (12/4):** Recorded one special teams tackle...**at New York Jets (11/13):** Tallied one special teams tackle...**vs. Carolina (11/6):** Registered one special teams tackle...**vs. New York Giants (10/23):** Recorded two special teams tackles...**at Detroit (10/16):** Saw action at linebacker and recorded a tackle on special teams...**at Arizona (10/2):** Recorded two special teams tackles...**at Tampa Bay (9/25):** Saw action at linebacker, and recorded one special teams tackle.

**2015 SEASON:** Played in 16 games...saw action on special teams and made seven tackles...**at Baltimore (11/22):** Saw action on special teams...tallied two tackles...**vs. Seattle (9/13):** Made his NFL debut...saw action on special teams and made one tackle.

**COLLEGE:** All-American linebacker and three-time All-Big 12 honoree...made 322 career tackles, 24 for loss and 26 quarterback hurries...member of winningest class in school history, in five seasons with program...part of school-record five straight bowl teams, two conference championships (2013 & 2014 Big 12 titles), two bowl wins in four seasons of play following redshirt year - 26-1 home record (40-12 overall)...started 32 of 48 career games as three-year starting linebacker and quarterback of the defense...named All-America as senior and All-Big 12 in 2012, 2013 and 2014...led Big 12 in tackles (9.5 per game) in 2012...selected second team by AP, coaches, ESPN, Athlon, Phil Steele and Waco Tribune-Herald...elected 2013 Lott IMPACT Trophy quarter-finalist...scored first career touchdown on 91-yard fumble return (second longest in BU history) in win over Buffalo...served as a redshirt freshman in 2011...was a true freshman in 2010.

**PERSONAL:** Name pronounced "HAY-gur"...all-state linebacker/running back from Westlake High School in Austin, Texas...named first-team AP Class 5A linebacker as senior in 2009 after leading WHS to 13-3 record, DI state runner-up finish and No. 3 final ranking...named 2009 District 25-5A Defensive MVP...totaled 158 tackles, 15 tackles-for-loss, eight sacks, one interception, four quarterback pressures and seven pass breakups as senior...also credited with 13 rushing touchdowns in 2009...totaled 59 tackles and two interceptions as junior in 2008 in first season as starter on 9-5 Westlake squad...earned 2008 first-team All-District 25-5A honors at linebacker...also had 250 rushing yards and 116 receiving yards as junior...son of Britt and Bridgette Hager...born in Austin, Texas...father, Britt, is former Texas All-American and played linebacker with the Philadelphia Eagles, Denver Broncos and St. Louis Rams...graduated in December 2014 with Bachelor's degree in health, human performance and recreation studies.



# 79 ROB HAVENSTEIN

Tackle // Wisconsin // Mount Airy, Md.

Ht./Wt.: 6-8/330

NFL Exp.: 4th (4th Rams)

GP/GS: 46/46, (Playoffs): (1/1)

Birth Date: 5/13/1992

Acquired: D2-2015 (No. 57)

**TRANSACTIONS:** Selected by the Rams in the second round (57th overall) of the 2015 NFL Draft (5/1/15).

**PRO:** Fourth-year pro...has started in all 46 career regular season games and one playoff contest in which he saw action at tackle.

**2018 SEASON: vs. Chargers (9/23):** Started at right tackle...part of an offensive unit that totaled 521 yards...played all 77 offensive snaps...**vs. Arizona (9/16):** Started at right tackle, played all 72 offensive snaps...**at Oakland (9/10):** Started at right tackle...helped pave the way for RB Todd Gurley II to rush for 108 yards...recovered a fumble on offense.

**2017 SEASON:** Started 15 games of the regular season and one postseason at right tackle...was a part of an offensive line that allowed QB Jared Goff to post the fourth-highest passer rating (100.5) in a single season in franchise history...**at Jacksonville (10/15):** Started at right tackle...was part of an offensive unit that allowed RB Todd Gurley II to rush for his third 100-plus yard game of the season...**vs. Houston (11/12):** Started at right tackle...was a part of an offensive unit that gained 443 total net yards...**vs. New Orleans (11/26):** Started at right tackle...was apart of an offensive unit that allowed QB Jared Goff to throw for 354 yards, the second-highest single game output of his career...**at Arizona (12/3):** Started at right tackle...was part of an offensive unit that allowed QB Jared Goff to throw for 220 yards and eclipse the 3,000 yard mark this season...**vs. Philadelphia (12/10):** Started at right tackle...was part of an offensive unit that allowed RB Todd Gurley to eclipse the 1,000 yard rushing mark...**at Seattle (12/17):** Started at right tackle...was part of an offensive line that helped the offense rush for a season-high 244 yards and three rushing touchdowns...**at Tennessee (12/24):** Started at right tackle...was part of an offensive line that helped RB Todd Gurley II record a career high 158 receiving yards and two touchdowns...**Wild Card vs. Atlanta (1/6/18):** Started at right tackle...was a part of an offensive unit that allowed RB Todd Gurley II to post his seventh 100-plus yard game of the season.

**2016 SEASON:** Started 15 games at right tackle...**at Tampa Bay (9/25):** Started at right tackle, and contributed to two rushing touchdowns...**at Detroit (10/16):** Started at right tackle...helped block for the offense to put up three touchdowns...**at New Orleans (11/27):** Started at right tackle...allowed time for QB Jared Goff to throw three first half touchdowns.

**2015 SEASON:** Started 13 games, missed three due to injury...earned PFWA All-Rookie honors...**vs. Tampa Bay (12/17):** Helped block for 319 net yards and three touchdowns...**vs. Detroit (12/13):** Opened up running lanes for RB Todd Gurley II to rush for 140 yards and two touchdowns...**vs. San Francisco (11/1):** Part of an offensive line that did not allow a sack on QB Nick Foles...**vs.**

**Cleveland (10/25):** Helped block for RB Todd Gurley II to rush for 120-plus yards for the third consecutive week...**at Arizona (10/4):** Helped block for QB Nick Foles to throw three touchdowns...**vs. Seattle (9/13):** Started at right tackle in his NFL debut...helped block for the offense to produce 297 receiving yards.

**COLLEGE:** Played four years at Wisconsin...earned first-team All-America (AFCA), second-team All-America (FWAA, Sporting News, USA Today), first team All-Big Ten (consensus), and Big Ten Sportsmanship Award following 2014 senior season...matched school record with 54 career games played...started 42 games in his career, including 41 straight at right tackle over his final three seasons...anchored an offensive line that led the way for two of the three best single season rushing performances in school history at 283.8 yards per game in 2013 and a school-record 320.1 yards per game in 2014...Badgers also set a school record for total offense at 480.8 yards per game in 2013...blocked for three 1,000-yard rushers in Montee Ball, Melvin Gordon and James White, three of the top five rushers in school history...Badgers went 39-16 in his career, matching the second-highest win total by a UW senior class...earned Second-team All-Big Ten (coaches), All-Big Ten honorable mention (media) in 2013...redshirted in 2010.

**PERSONAL:** Name pronounced "HAY-vin-stine"...ranked by ESPN/Scouts Inc. as the No. 33 offensive tackle in the country, by Scout as No. 42 and by Rivals as No. 43...top offensive tackle in Maryland (ESPN/Scouts Inc.) and ranked as 17th-best player in Maryland by Rivals...as a senior, named first-team all-state and all-area...served as team captain as a senior...as a junior, named first-team all-state, all-metro and all-area...as a sophomore, named second-team all area...won letters in football and basketball...named to honor roll all four years and was member of National Honor Society as a senior.

#### Havenstein's Career Games/Starts:


Year	Teams	GP/GS
2018	Los Angeles Rams	3/3
2017	Los Angeles Rams	15/15
	<i>Postseason</i>	1/1
2016	Los Angeles Rams	15/15
2015	St. Louis Rams	13/13
<b>Totals</b>		<b>46/46</b>
	<i>Postseason</i>	<i>1/1</i>

# 6 JOHNNY HEKKER

Punter // Oregon St. // Bothell, Wash.

Ht./Wt.: 6-5/241  
 NFL Exp.: 7th (7th Rams)  
 GP/GS: 99/0, (Playoffs): (1/0)  
 Birth Date: 2/8/1990  
 Acquired: UDFA-2012

**TRANSACTIONS:** Signed a two-year contract extension with the Rams (9/11/17)...re-signed with the Rams (12/5/14)...signed with the Rams as an undrafted rookie free agent (4/30/12).



Hekker earned All-Pro honors in 2013 (1st team), 2014 (2nd team), 2015 (1st team), 2016 (1st team), and 2017 (1st team)

**PRO:** Seventh-year pro earned All-Pro honors following 2013, 2014, 2015, 2016 and 2017 seasons...earned four Pro Bowl honors in 2014, 2016, 2017 and 2018... set an NFL record in 2016 with the most punts downed inside the 20-yard line (50)... in 2014, finished second in the league with 33 punts downed inside the 20...converted a two-point conversion and completed two passes on fake punts...making him 5-of-6 in his three NFL seasons...earned his first Pro Bowl appearance for his 2013 performance...became the first Rams punter since 1985 (Dale Hatcher) to be named to the Pro Bowl...recorded the highest single-season net average (44.2) in NFL history... tallied most punts in Rams franchise history with 450 career punts...converted one career field goal and PAT attempt (9/16/18).

**2018 SEASON: vs. Chargers (9/23):** Punted once for 49 yards... posted a 38.0 net average...**vs. Arizona (9/16):** Punted two times for 102 yards...a 51.0 average and 41.0 net average...placed one punt inside the 20-yard line...longest punt was 60 yards... converted a 20-yard field goal and one PAT attempt in place of injured K Greg Zuerlein...both career firsts...**at Oakland (9/10):** Punted two times for 117 yards...a 58.5 average and 53.5 net average...placed both punts inside the 20-yard line...his longest punt was 62 yards.

**2017 SEASON:** Punted 65 times for 3,113 yards a 47.9-yard average...tallied four touchbacks and placed 30 punts inside the 20-yard line... **Wild Card vs. Atlanta (1/6/18):** Punted five times for 218 yards for a 43.6-yard average and 42.8-yard net average... had a long of 66 yards, a new postseason franchise record...**vs. San Francisco (12/31):** Punted seven times for 341 yards...a 48.7 average and 44.1 net average...placed two punts inside the 20-yard line...**vs. Philadelphia (12/10):** Punted five times for 282 yards...a 56.4 average and 50.2 net average...placed three punts inside the 20-yard line...had a long of 64 yards...**vs. Houston (11/12):** Punted four times for 205 yards...a 51.3-yard average and 42-yard net average...completed a pass to WR Pharoh Cooper for six yards on fourth down...**vs. Arizona (10/22):** Punted two times for 119 yards...a 59.5 average and 55.0 net average... had a long of 65 yards...placed two punts inside the 20-yard line...**at Jacksonville (10/15):** Punted seven times for 322 yards...a 46.0-yard average and 43.1-yard net average...placed four punts inside the 20-yard line and had a long of 67 yards...**vs. Washington (9/17):** Punted four times for 182 yards for a 45.5-yard average and 42.3-yard net average...placed one punt inside the 20-yard line... completed a pass to rookie WR Josh Reynolds for 28 yards on fourth down.

**2016 SEASON:** Set new career-highs in punt yardage (4,680), punts inside the 20-yard line (51), net yardage (4,508), and net punt average (46.0), all leading the NFL...booted a career-long 78-yard punt, which tied for the longest punt of the season... allowed only one touchback the entire year...voted team captain



by peers...**vs. Arizona (1/1):** Booted seven punts for 337 yards, giving him a new career-high in single season punts (98)... averaged 48.1 yards a kick and a net average of 44.4 yards... kicked his third punt of the season over 70 yards (73)...**vs. San Francisco (12/26):** Punted eight times for 368 yards, averaging 46 yards a kick...set the NFL single-season record for most punts downed inside the 20-yard line (50)...**at Seattle (12/15):** Punted four times for 216 yards, with a 54-yard average and a 50-yard net average...registered a long 66-yard punt...**vs. Atlanta (12/11):** Booted seven punts for 340 yards, averaging 48.6 yards a kick... placed six punts inside the 20-yard line giving him 46 for the year, tying Dave Zastudil (2012) for the NFL record...**at New England (12/4):** Booted eight punts (five inside the 20-yard line), averaging 53.8 yards a kick...recorded a net average of 52.9 yards...his longest came on a 76 yard kick...**vs. Miami (11/20):** Booted eight punts (five inside the 20-yard line) for 364 yards...averaged 45.5 yards a kick...only allowed one return for one yard...placed five punts inside the 20-yard line...**at New York Jets (11/13):** Punted seven times for 362 yards, averaged 51.7 yards a kick...recorded the fourth longest punt in franchise history with a career-long 78-yard punt...the third longest punt in franchise history is 80 yards, which is shared by P Donnie Jones and Parker Hall...**vs. Carolina (11/6):** Recorded a then career-long punt of 75 yards which was the third longest punt in the NFL this season...punted five times for 243 yards for an average of 48.6-yards per kick...tallied his first touchback of the season and placed two punts inside the 20-yard line...**vs. New York Giants (10/23):** Booted seven punts (six inside the 20-yard line) for 320 yards, averaging 45.7 per kick... has 40 consecutive punts without a touchback, the longest current streak in the NFL...**vs. Buffalo (10/9):** Punted two times for 109 yards, averaging 54.5 yards a punt, and had a net average of 55.5 yards...still has not allowed a touchback this season...**at Arizona (10/2):** Recorded six punts without any touchbacks, continuing his streak of zero touchbacks this season...Hekker leads the NFL in most punts inside the 20-yard line, with 15...**at Tampa Bay (9/25):** Punted five times for 256 yards, averaging 51.2 yards per punt...his longest was a 64-yard boot...**vs. Seattle (9/18):** Totaled 237 yards on six punts, all downed inside the opponent's 20-yard line, for a 39.5-yard average and net average...**at San Francisco (9/13):** Tallied 431 yards on 10 punts, while averaging 43.1 yards a punt...netted a punt total of 42.0 per kick, downing four of them inside the 20-yard line.

**2015 SEASON:** Punted 96 times for 4,601 yards a 47.9-yard average...tallied six touchbacks and placed a career-high 41 punts inside the 20-yard line...led the NFL rankings in net punting average (43.7) and punts downed inside the opponents' 20-yard line... **vs. Tampa Bay (12/17):** Punted five

Most Punts Downed Inside 20-Yard Line in NFL History (Single-Season)	
1. Johnny Hekker/Rams:	50 (2016)
2. Dave Zastudil/Cardinals:	46 (2012)
3. Dustin Colquitt/Chiefs:	45 (2012)

times for 220 yards, a 44-yard average and 44-yard net average... placed three punts inside the 20-yard line...**vs. Detroit (12/13):** Punted six times for 284 yards for a 47.3-yard average and 45.5-yard net average...placed four punts inside the 20-yard line and had a long of 61 yards...**vs. Arizona (12/6):** Punted eight times for 436 yards, a 54.5-yard average and 48.3-yard net average... placed five punts inside the 20-yard line and had a long of 68 yards...also handled kickoff duties in addition to punting and tallied two kickoffs...**vs. Chicago (11/15):** Punted six times for 296 yards, a 49.3-yard average, 47.8-yard net and placed three punts inside the 20-yard line...tallied a long punt of 60 yards...**vs. San Francisco (11/1):** Tallied a long punt of 60 yards, his longest of the season...finished with eight punts for 436 yards, a 54.5-yard average and 49.8-yard net, and placed three punts inside the 20-yard line...**vs. Cleveland (10/25):** Punted five times for 244 yards for a 48.0-yard average and 48.0-yard net...placed three punts inside the 20-yard line and had a long of 56 yards...**at Green Bay (10/11):** Completed a 20-yard pass to S Cody Davis on a fake punt conversion...marked his second-longest pass completion of his career...punted four times for 181 yards...placed one punt inside the 20-yard line and had a long of 51 yards...**4 at Arizona (10/4):** Punted seven times for 348 yards, a 49.7-yard average and 45.1-yard net...had a long punt of 57 yards...**at Washington (9/20):** Punted eight times for 381 yards, a 47.6-yard average and 46.1-yard net...tallied a long of 53 yards and placed four punts inside the 20-yard line.

**2014 SEASON:** Finished the season with a 46.5-yard gross average for eighth in the league and registered the fourth best single-season total in Rams history...**at Washington (12/7):** Connected with TE Cory Harkey for a two-point conversion...punted four times for 174 yards, a 43.5-yard average...tallied a long of 61 yards...**vs. Oakland (11/30):** Punted six times for 275 yards, a 45.8-yard average...tallied a long of 60 yards...**at San Diego (11/23):** Connected with WR Stedman Bailey on an 19-yard pass in punt formation to convert a fourth-and-4...marked his sixth career pass, second of the season...punted four times for 178 yards, a 44.5-yard average...tallied a long of 57 yards...**at Arizona (11/9):** Punted seven times for 305 yards, a 43.6-yard average...**at Kansas City (10/26):** Punted six times for 324 yards, a 54.0-yard average...tallied a long of 60 yards...**vs. Seattle (10/19):** Connected with RB Benny Cunningham on an 18-yard pass in punt formation to convert a fourth-and-3 on the St. Louis 18-yard line with 2:55 left to play...marked his fifth career pass, first of the season...punted three times for 153 yards, a 44.7-yard average.

**2013 SEASON:** Earned Pro Bowl and First-Team All-Pro honors after recording the highest single-season net average (44.2) in NFL history...finished with a 46.3-yard gross average for 10th in the league and was the fourth best single-season total in Rams history...opponents averaged just 2.6 yards per return, the best total in the NFL in 2013...also added two special teams tackles...**vs. Tampa Bay (12/22):** Punted two times for 88 yards for a 44-yard average and 44-yard net average...**at Seattle (12/29):** Punted seven times for 337 yards, a 48.1 average and 48.4 yard net average...**vs. New Orleans (12/15):** Punted four times for 167 yards, a 41.8-yard average and 41.8-yard net average...registered a long of 52 yards and placed two punts inside the 20-yard line...continues to lead the NFL in net punting average (43.8)...added one special teams tackle...**at Arizona (12/8):** Punted five times for 257 yards, a 51.4 yard average and 42.8-yard net average...tallied two touchbacks and a long of 64 yards...**at San Francisco (12/1):** Punted five times for 244 yards, including a long of 54 yards...registered an average of 48.8 yards, a 47.8 yard net...continues to lead the NFL in net average (44.0)...**vs. Chicago (11/24):** Punted two times for 97 yards...his 43.7 net average leads the NFL...**at Indianapolis (11/10):** Punted five times for 242 yards, including a long of 61 yards...averaged 48.4 yards per punt, a 43.4 net average...**vs. Tennessee (11/3):** Punted five times for 242 yards for a 48.4-yard average and 46.8-yard net average...he placed one punt inside the 20-yard line and had a long of 57 yards...**at Carolina (10/20):** Punted four times for 159 yards...**at Houston (10/13):** Punted three times for 135 yards...placed one punt inside the 20-yard line...**vs. Jacksonville (10/6):** Punted seven times for 286 yards, a 40.9-yard average and 40.1-yard net...placed two punts inside the 20-yard line and tallied a long of 56 yards...**vs. San Francisco (9/26):** Notched a career-high 11 punts for 490 yards...averaged 44.5 yards per punt and registered a long of 60 yards...placed six punts inside the 20-yard line and one touchback...**vs. Arizona (9/8):** Punted

three times for 147 yards...placed one inside the 20-yard line and had one touchback...only one punt was returned and it went for a 1-yard gain.

**2012 SEASON:** Finished his first NFL campaign with a 45.8-yard gross average and a net average of 39.9 yards per attempt... both of those numbers are the fourth best for a season in Rams history...**at Seattle (12/30):** Punted five times for 243 yards and finished with a net average of 40.2 yards and a gross average of 48.6 yards...**at Tampa Bay (12/23):** Punted seven times for 335 yards, a 47.9-yard average and 46.9-yard net. Hekker placed two punts inside the 20-yard line and tallied a long of 57 yards...**vs. Minnesota (12/16):** Punted four times for 164 yards...placed one punt inside the 20-yard line and had a long of 55 yards...**at Buffalo (12/9):** Punted eight times for 302 yards, a 37.8-yard average and 32.3-yard net...placed two punts inside the 20-yard line and tallied a long of 50 yards...**vs. San Francisco (12/2):** Punted a season-high nine times for 388 yards for a 43.1-yard average and 42.4-yard net...tallied a long of 63 yards and placed three punts inside the 20-yard line...**at Arizona (11/25):** Punted six times for 260 yards, a 43.3-yard average and 33.5-yard net...tallied a long of 48 yards and placed one inside the 20-yard line...**vs. New York Jets (11/18):** Punted five times for 251 yards, a 50.2-yard average, 44.4-yard net...placed one inside the 20-yard line and had a long of 57 yards...**at San Francisco (11/11):** Threw a 21-yard completion to S Rodney McLeod on fourth-and-four from the St. Louis 10-yard line with :49 left in the half on a fake punt...marked his second pass completion this season and McCleod's first career reception...on a second fake punt, completed a 19-yard pass to TE Lance Kendricks...the play pushed his passing totals to two-for-two for 40 yards on the day, and also marks his third completion this season...punted four times for 147 yards for a 36.8-yard average, 31-yard net and placed one inside the 20-yard line...**vs. New England (10/28):** Punted four times for 195 yards, a 48.8-yard average and 44.8-yard net...placed one kick inside the 20 and tallied a long of 50 yards...**vs. Green Bay (10/21):** Punted two times for 99 yards, a 49.5-yard average and 42-yard net...tallied a long of 55 yards...**at Miami (10/14):** Punted three times for 135 yards with a long of 56 yards...averaged 45 yards per punt with a 38.3 net...placed two inside the 20-yard line...**vs. Arizona (10/4):** Punted a season-high seven times for 398 yards, including a season-long of 68 yards...averaged 56.9 yards per punt, setting a franchise single-game record...placed three punts inside the 20-yard line...also made one special teams tackle...**vs. Seattle (9/30):** Threw a two-yard touchdown pass to WR Danny Amendola on a fake field goal play...no Rams punter has thrown a touchdown pass since the merger...punted four times for 156 yards, a 39-yard average and 38.8-yard net...placed one inside the 20...**at Chicago (9/23):** Punted six times for 279 yards, a 46.5-yard average and a long of 56 yards...ranked third in the NFC in punting average with a 48.8 average in three games...**vs. Washington (9/16):** Punted three times for 163 yards, a 54.3-yard average and 48.7-yard net, placed one inside the 20-yard line and had a long of 66 yards...**at Detroit (9/9):** Punted five times for 241 yards, a 48.2-yard average and 37.6-yard net...placed one punt inside the 20-yard line and recorded a long of 57 yards.

**COLLEGE:** Four-year starter, finished his career as one of Oregon State's most prolific punters in history...the third-best career punt yardage average at OSU at 41.3 yards per punt... set the single-game school record with a 52.5-yard average (6-315) at Utah in 2011...earned College Football Performance Award Punter of the Week...semi-finalist for the Ray Guy Award in 2009...52 career punts of 50+ yards, including 17 as a senior in 2011 when he had six different games with at least one punt of 60+ yards...earned Pac-12 Conference honorable mention...87 career punts downed inside the 20-yard line...named the Sun Bowl Special Teams MVP in 2008 after averaging 45 yards on 10 punts...also the holder on placekicks for three years...two-time Pac-10 All-Academic selection.

**PERSONAL:** Has a degree in general science...serves as the Rams' Ambassador for "Fuel Up To Play 60," the joint NFL-National Dairy Council Health and Wellness program for students...served as the state ambassador for Special Olympics in Illinois and Missouri...also on the board for Team Activities for Special Kids (TASK), a year-round instructional sports program that provides athletic and social opportunities to kids with special needs...serves as a Waterboys Ambassador, which supports providing clean, accessible drinking water to rural communities in East Africa...married to Makayla, they have one son, Jett.

# JOHNNY HEKKER NFL STATISTICS



## REGULAR SEASON

Year	Team	Games	Punting No.	Yards	Avg.	Opp Ret.	Ret. Yards	Net Yards	TB	I20	Long	Block
2012	St. Louis Rams	16	82	3,756	45.8	41	402	3,274	4	22	68	0
2013	St. Louis Rams	16	78	3,609	46.3	30	79	3,450	4	19	64	0
2014	St. Louis Rams	16	80	3,721	46.5	28	192	3,429	5	33	61	1
2015	St. Louis Rams	16	96	4,601	47.9	40	289	4,192	6	41	68	0
2016	Los Angeles Rams	16	98	4,680	47.8	35	152	4,508	1	51	78	0
2017	Los Angeles Rams	16	65	3,113	47.9	25	152	2,881	4	30	70	0
2018	Los Angeles Rams	3	5	268	53.6	2	21	227	1	3	62	0
<b>Totals</b>		<b>99</b>	<b>504</b>	<b>23,748</b>	<b>47.1</b>	<b>201</b>	<b>1,287</b>	<b>21,961</b>	<b>25</b>	<b>199</b>	<b>78</b>	<b>1</b>

## Passing

Year	Team	Att.	Comp.	Pct.	Yards	Yards/Att.	TD	Int.	Long	Sack-Yards	Rating
2012	St. Louis Rams	3	3	100.0	42	14.0	1	0	21	0-0	158.3
2013	St. Louis Rams	1	0	0.0	0	0.0	0	0	0	0-0	39.6
2014	St. Louis Rams	2	2	100.0	37	18.5	0	0	19	0-0	118.8
2015	St. Louis Rams	4	1	25.0	20	5.0	0	0	20	0-0	47.9
2016	Los Angeles Rams	2	1	50.0	4	2.0	0	0	4	0-0	56.3
2017	Los Angeles Rams	3	2	66.7	34	11.3	0	0	28	0-0	104.9
<b>Totals</b>		<b>15</b>	<b>9</b>	<b>60.0</b>	<b>137</b>	<b>9.1</b>	<b>1</b>	<b>0</b>	<b>28</b>	<b>0-0</b>	<b>112.4</b>

## POSTSEASON

Year	Team	Games	Punting No.	Yards	Avg.	Opp Ret.	Ret. Yards	Net Yards	TB	I20	Long	Block
2017	Los Angeles Rams	1	5	218	43.6	1	4	214	0	5	66	0
<b>Totals</b>		<b>1</b>	<b>5</b>	<b>218</b>	<b>43.6</b>	<b>1</b>	<b>4</b>	<b>214</b>	<b>0</b>	<b>5</b>	<b>66</b>	<b>0</b>

**Additional Career Statistics:** Threw one touchdown pass to WR Danny Amendola vs. Seattle (9/30/12), Connected with TE Cory Harkey for a two-point conversion...connected with RB Benny Cunningham on an 18-yard pass in punt formation to convert a fourth-and-3 on the St. Louis 18-yard line (10/19/14)...connected with WR Stedman Bailey on an 19-yard pass in punt formation to convert a fourth-and-4 (11/23/14)... connected with S Cody Davis for 20-yard reception to convert a fourth-and-2 at Green Bay (10/11/15)...connected with RB Chase Reynolds for a four-yard reception to convert a fourth-and-one vs. Arizona (1/1/17)...converted a 20-yard field goal and one PAT attempt vs. Arizona (9/16/18).

**Special Teams Tackles:** 2012 (1), 2013 (1), 2015 (1), 2017 (1).

### Regular Season Single Game Highs:

Punts – 11, vs. San Francisco (9/26/13)  
 Long – 78, at New York Jets (11/13/16)  
 Yards – 490, vs. San Francisco (9/26/13)

### Postseason Single Game Highs:

Punts – 5, vs. Atlanta (1/6/18, NFC Wild Card)  
 Long – 66, vs. Atlanta (1/6/18, NFC Wild Card)  
 Yards – 214, vs. Atlanta (1/6/18, NFC Wild Card)

# JOHNNY HEKKER GAME-BY-GAME



## 2018 Los Angeles Rams

Game	W/L	No	Yds	Opp Avg	Opp Ret	Net Yds	Net Yds	Avg	TB	I20	Lg	Blk
at Oak 9/10	W	2	117	58.5	1	10	107	53.5	0	2	62	0
Ari 9/16	W	2	102	51.0	0	0	82	41.0	1	1	60	0
LAC 9/23	W	1	49	49.0	1	11	38	38.0	0	0	49	0
Min 9/27												
at Sea 10/7												
at Den10/14												
at SF 10/21												
GB 10/28												
at NO 11/4												
Sea 11/11												
KC 11/19												
at Det 12/2												
at Chi 12/9												
Phi 12/16												
at Ari 12/23												
SF 12/30												
<b>Totals</b>	<b>3-0</b>	<b>5</b>	<b>268</b>	<b>53.6</b>	<b>2</b>	<b>21</b>	<b>227</b>	<b>45.4</b>	<b>1</b>	<b>3</b>	<b>62</b>	<b>0</b>

## 2017 Los Angeles Rams

Game	W/L	No	Yds	Opp Avg	Opp Ret	Net Yds	Net Yds	Avg	TB	I20	Lg	Blk
Ind 9/10	W	5	218	43.6	3	0	218	43.6	0	5	47	0
Was 9/17	L	4	182	45.5	2	13	169	42.3	0	1	55	0
at SF 9/21	W	2	113	56.5	2	9	104	52.0	0	0	64	0
at Dal 10/1	W	2	108	54.0	1	0	108	54.0	0	2	62	0
Sea 10/8	L	3	136	45.3	1	10	126	42.0	0	0	62	0
at Jax 10/15	W	7	322	46.0	1	0	302	43.1	1	4	67	0
Ari 10/22	W	2	119	59.5	1	9	110	55.0	0	2	65	0
at NYG 11/5	W	2	75	37.5	0	0	75	37.5	0	1	38	0
Hou 11/12	W	4	205	51.3	1	17	168	42.0	1	0	55	0
at Min 11/19	L	6	254	42.3	1	9	245	40.8	0	4	56	0
NO 11/26	W	3	138	46.0	0	0	138	46.0	0	3	50	0
at Ari 12/3	W	4	207	51.8	2	12	195	48.8	0	0	70	0
Phi 12/10	L	5	282	56.4	3	11	251	50.2	1	3	64	0
at Sea 12/17	W	5	213	42.6	2	18	195	39.0	0	2	49	0
at Ten 12/24	W	4	200	50.0	2	12	168	42.0	1	1	57	0
SF 12/31	L	7	341	48.7	3	32	309	30.9	0	2	58	0
<b>Totals</b>	<b>11-5</b>	<b>65</b>	<b>3,113</b>	<b>47.9</b>	<b>25</b>	<b>152</b>	<b>2,881</b>	<b>44.3</b>	<b>4</b>	<b>30</b>	<b>70</b>	<b>0</b>

## 2017 Postseason

At 1/6/18	L	5	218	43.6	1	4	214	42.8	0	5	66	0
<b>Totals</b>	<b>0-1</b>	<b>5</b>	<b>218</b>	<b>43.6</b>	<b>1</b>	<b>4</b>	<b>214</b>	<b>42.8</b>	<b>0</b>	<b>5</b>	<b>66</b>	<b>0</b>

# JOHNNY HEKKER GAME-BY-GAME CONT.



## 2016 Los Angeles Rams

Game	W/L	No	Yds	Opp Avg	Opp Ret	Net Yds	Net Yds	Avg	TB	I20	Lg	Blk
at SF 9/12	L	10	431	43.1	2	11	420	42.0	0	4	54	0
Sea 9/18	W	6	237	39.5	0	0	237	39.5	0	6	52	0
at TB 9/25	W	5	256	51.2	2	26	230	46.0	0	2	64	0
at Ari 10/2	W	6	277	46.2	3	23	254	42.3	0	3	55	0
Buf 10/9	L	2	109	54.5	2	-2	111	55.5	0	1	57	0
at Det 10/16	L	2	94	47.0	1	4	90	45.0	0	0	54	0
NYG 10/23	L	7	320	45.7	4	11	309	44.1	0	6	58	0
Car 11/6	L	5	243	48.6	0	0	223	44.6	1	2	75	0
at NYJ 11/13	W	7	362	51.7	4	10	352	50.3	0	4	78	0
Mia 11/20	L	8	364	45.5	1	1	363	45.4	0	5	61	0
at NO 11/27	L	6	294	49.0	2	8	286	47.7	0	2	68	0
at NE 12/4	L	8	430	53.8	6	7	423	52.9	0	5	76	0
Atl 12/11	L	7	340	48.6	0	0	340	48.6	0	6	57	0
at Sea 12/15	L	4	216	54.0	2	16	200	50.0	0	0	66	0
SF 12/24	L	8	368	46.0	2	9	359	44.9	0	4	53	0
Ari 11/17	L	7	336	48.1	4	26	311	44.4	0	1	73	0
<b>Totals</b>	<b>4-12</b>	<b>98</b>	<b>4,680</b>	<b>47.8</b>	<b>35</b>	<b>152</b>	<b>4,508</b>	<b>46.0</b>	<b>1</b>	<b>51</b>	<b>78</b>	<b>0</b>

## 2014 St. Louis Rams

Game	W/L	No	Yds	Opp Avg	Opp Ret	Net Yds	Net Yds	Avg	TB	I20	Lg	Blk
Min 9/7	L	6	279	46.5	1	6	273	45.5	0	2	57	0
at TB 9/14	W	2	98	49.0	1	0	98	49.0	0	1	53	0
Dal 9/21	L	1	24	24.0	0	0	24	24.0	0	1	24	0
Phi 10/5	L	4	166	41.5	1	23	143	28.6	0	2	56	1
SF 10/13	L	8	351	43.9	5	29	322	40.3	0	2	56	0
Sea 10/19	W	3	153	51.0	2	19	134	51.0	0	1	56	0
at KC 10/26	L	6	324	54.0	4	27	277	46.2	1	1	60	0
at SF 11/2	W	6	281	46.8	1	12	249	41.5	1	2	60	0
at Ari 11/9	L	7	305	43.6	1	8	277	39.6	1	2	57	0
Den 11/16	W	6	260	43.3	1	0	260	43.3	0	4	54	0
at SD 11/23	L	4	178	44.5	1	0	178	44.5	0	2	57	0
Oak 11/30	W	6	275	45.8	2	4	251	41.8	1	3	60	0
at Was 12/7	W	4	174	43.5	2	3	171	42.8	0	3	61	0
Ari 12/11	L	8	404	50.5	4	54	350	43.8	0	3	59	0
NYG 12/21	L	4	202	50.5	0	0	182	45.5	0	3	56	0
at Sea 12/28	5	247	49.4	2	7	240	48.0	1	1	55	0	
<b>Totals</b>	<b>6-10</b>	<b>80</b>	<b>3,721</b>	<b>46.5</b>	<b>28</b>	<b>192</b>	<b>3,429</b>	<b>42.3</b>	<b>5</b>	<b>33</b>	<b>61</b>	<b>1</b>

## 2012 St. Louis Rams

Game	W/L	No	Yds	Opp Avg	Opp Ret	Net Yds	Net Yds	Avg	TB	I20	Lg	Blk
at Det 9/9	L	5	241	48.2	5	53	188	37.6	0	1	57	0
Was 9/16	W	3	163	54.3	1	-3	146	48.7	1	1	66	0
at Chi 9/23	L	6	279	46.5	3	39	220	36.7	1	1	56	0
Sea 9/30	W	4	156	39.0	2	1	155	38.8	0	1	48	0
Ari 10/4	W	7	398	56.9	5	76	322	46.0	0	3	68	0
at Mia 10/14	L	3	135	45.0	0	0	115	38.3	1	2	56	0
GB 10/21	L	2	99	49.5	1	15	84	42.0	0	1	55	0
NE 10/28	L	4	195	48.8	3	16	179	44.8	0	1	50	0
at SF 11/11	T	4	147	36.8	2	23	124	31.0	0	1	45	0
NYJ 11/18	I	5	251	50.2	3	29	222	44.4	0	1	57	0
at Ari 11/25	W	6	260	43.3	4	59	201	33.5	0	1	48	0
SF 12/2	W	9	388	43.1	2	6	382	42.4	0	3	63	0
at Buf 12/9	W	8	302	37.8	4	44	258	32.3	0	2	50	0
Min 12/16	L	4	164	41.0	1	15	149	37.3	0	1	55	0
at TB 12/23	W	7	335	47.9	3	7	328	46.9	0	2	57	0
at SEA 12/30	L	5	243	48.6	2	22	201	40.2	1	0	57	0
<b>Totals</b>	<b>7-8-1</b>	<b>82</b>	<b>3756</b>	<b>45.8</b>	<b>41</b>	<b>402</b>	<b>3,274</b>	<b>39.9</b>	<b>4</b>	<b>22</b>	<b>68</b>	<b>0</b>


## 2015 St. Louis Rams

Game	W/L	No	Yds	Opp Avg	Opp Ret	Net Yds	Net Yds	Avg	TB	I20	Lg	Blk
Sea 9/13	W	3	142	47.3	2	63	79	26.3	0	0	55	0
at Was 9/20	L	8	381	47.6	5	12	381	46.1	0	4	52	0
Pit 9/27	L	4	170	42.5	0	0	150	37.5	1	2	50	0
at Ari 10/4	W	7	348	49.7	5	32	316	45.1	0	2	57	0
at GB 10/11	L	4	181	45.3	2	9	152	38.0	1	1	51	0
Cle 10/25	W	5	244	48.8	2	4	240	48.0	0	3	56	0
SF 11/1	W	8	436	54.4	5	38	398	49.8	0	4	60	0
at Min 11/8	L	8	372	46.5	4	40	332	41.5	0	2	63	0
Chi 11/15	L	6	296	49.3	3	9	287	47.8	0	3	60	0
at Bal 11/22	L	8	367	45.9	3	5	342	42.8	1	4	63	0
at Cin 11/29	L	5	225	45.0	2	16	189	37.8	1	1	56	0
Ari 12/6	L	8	436	54.5	3	30	386	48.3	1	5	68	0
Det 12/13	W	6	284	47.3	2	11	273	45.5	0	4	61	0
TB 12/17	W	5	220	44.0	0	0	220	44.0	0	3	49	0
at Sea 12/27	W	6	240	40.0	2	20	220	36.7	0	2	50	0
at SF 1/3	L	5	259	51.8	0	0	239	47.8	1	1	68	0
<b>Totals</b>	<b>7-9</b>	<b>96</b>	<b>4,601</b>	<b>47.9</b>	<b>40</b>	<b>289</b>	<b>4,192</b>	<b>43.7</b>	<b>6</b>	<b>41</b>	<b>68</b>	<b>0</b>

## 2013 St. Louis Rams

Game	W/L	No	Yds	Opp Avg	Opp Ret	Net Yds	Net Yds	Avg	TB	I20	Lg	Blk
Ari 9/8	W	3	147	49.0	1	1	126	42.0	1	1	55	0
at Atl 9/15	L	6	298	49.7	2	4	294	49.0	0	0	63	0
at Dal 9/22	L	5	238	47.6	4	16	222	44.4	0	0	57	0
SF 9/26	L	11	490	44.5	1	0	470	42.7	1	6	60	0
Jax 10/6	W	7	286	40.9	4	5	281	40.1	0	2	56	0
at Hou 10/13	W	3	135	45.0	2	6	129	43.0	0	1	47	0
at Car 10/20	L	4	159	39.8	1	-1	160	40.0	0	0	52	0
Sea 10/28	L	4	182	45.5	3	9	173	43.3	0	2	55	0
Ten 11/3	L	5	242	48.4	2	8	234	46.8	0	1	57	0
at Ind 11/10	W	5	242	48.4	3	25	217	43.4	0	1	61	0
Chi 11/24	W	2	97	48.5	1	0	97	48.5	0	0	51	0
at SF 12/1	L	5	244	48.8	2	5	239	47.8	0	1	54	0
at Ari 12/8	L	5	257	51.4	2	3	214	42.8	2	0	64	0
NO 12/15	W	4	167	41.8	0	0	167	41.8	0	2	52	0
TB 12/22	W	2	88	44.0	0	0	88	44.0	0	1	46	0
at Sea 12/29	L	7	337	48.1	2	-2	339	48.4	0	1	58	0
<b>Totals</b>	<b>7-9</b>	<b>78</b>	<b>3,609</b>	<b>46.3</b>	<b>30</b>	<b>79</b>	<b>3,450</b>	<b>44.2</b>	<b>4</b>	<b>19</b>	<b>64</b>	<b>0</b>





# 89 TYLER HIGBEE

Tight End // Western Kentucky // Clearwater, Fla.

Ht./Wt.: 6-6/255

NFL Exp.: 3rd (3rd Rams)

GP/GS: 35/26, (Playoffs): (1/1)

Birth Date: 1/1/1993

Acquired: D4A-2016 (No. 110)

**TRANSACTIONS:** Selected in the fourth round of the 2016 draft (110th overall) on 4/30/16.

**PRO:** Third-year pro has played in all 35 regular season and one postseason game since being drafted by the Rams in 2016... caught 39 career passes for 418 yards and three touchdowns.

**2018 SEASON: vs. Chargers (9/23):** Notched two receptions for 25 yards, including a long of 20 yards...saw action on special teams...**vs. Arizona (9/16):** Recorded one catch for three yards and a touchdown, his first of the season...**at Oakland (9/10):** Started at tight end and saw action on special teams.

**2017 SEASON:** Started all 16 games and one postseason contest...tallied a new career-high 25 receptions for 295 yards and one touchdown...**Wild Card vs. Atlanta (1/6/18):** Totaled one reception for 11 yards...**vs. New Orleans (11/26):** Recorded three catches for 48 yards...**vs. Houston (11/12):** Tallied two catches for 22 yards...**at New York Giants (11/5):** Notched one catch for 8 yards and his first touchdown of the season...**vs. Seattle (10/8):** Led the team in receiving yards with a new personal high of 98 yards on four catches...**at Dallas (10/1):** Recorded three receptions for 47 yards.

**2016 SEASON:** Started six-of-16 games during rookie campaign... hauled in 11 receptions for 85 yards and scored his first career touchdown... **vs. San Francisco (12/26):** Recorded two receptions for five yards...scored his first career touchdown on a two-yard pass from QB Jared Goff...**at Seattle (12/15):** Hauled in a 15-yard reception...**vs. Atlanta (12/11):** Caught one pass for eight yards...**at New England (12/4):** Recorded two catches for 16 yards...**vs. Carolina (11/6):** Made second career start at tight end...recorded a career-long 31-yard reception...**vs. New York Giants (10/23):** Recorded one catch for a four-yard gain...**at Arizona (10/2):** Saw action at tight end and recorded one reception...**at Tampa Bay (9/25):** Made first career NFL start at tight end...saw significant action on special teams...**at San Francisco (9/13):** In his first

career NFL game, recorded one reception.

**COLLEGE:** Played in 38 games with 15 starts...earned a midseason addition to the Biletnikoff Watch List in 2015...racked up a pair of 100-yard receiving games and four touchdowns through the first four games of the year and caught at least one touchdown in six of his nine games, including two, two-touchdowns game...named the John Mackey Award Tight End of the Week following the season opener at Vanderbilt when he caught four passes for 102 yards...as a junior in 2014, he tallied 230 yards on 15 receptions, including four touchdowns...notched a breakout performance at No. 19 Marshall when came up with three-touchdowns on six passes for 99 yards, to earn CFPA honorable mention National Tight End of the Week honors...he was also one of only three tight ends last season to catch at least three touchdowns in a game, joined by FIU's Jonnu Smith and Minnesota's Maxx Williams...became one of just four players in WKU history to catch at least three touchdowns in a single game and the first since 1978...in 2013, saw time in seven games and three starts after converting over from wide receiver...finished the year with 13 catches for 169 yards and a touchdown...redshirted in 2012...as a true freshman in 2011, he played in 11 games... finished the regular season with a pair of catches for 92 yards... tallied his first career catch on a 63-yard touchdown grab.

**PERSONAL:** Named team MVP and team captain for his senior season at East Lake High School...reeled in 42 receptions as a tight end, leading the county in receptions, to total over 540 receiving yards and eight touchdowns in his final season...finished prep career with over 1,100 yards receiving and 18 touchdowns... earned first-team All-County honors as well as being a Pinellas County All-Star his senior year...rated as a two-star recruit by Rivals.com after lettering all four years in football...also earned a pair of letters on the baseball diamond at the varsity level.

## TYLER HIGBEE NFL STATISTICS



### REGULAR SEASON

Year	Team	G/S	No.	Receiving				Att.	Rushing			
				Yards	Avg.	Long	TD		Yards	Avg.	Long	TD
2016	Los Angeles Rams	16/7	11	85	7.7	31	1	0	0	0.0	0	0
2017	Los Angeles Rams	16/16	25	295	11.8	38	1	0	0	0.0	0	0
2018	Los Angeles Rams	3/3	3	38	12.7	20	1	0	0	0.0	0	0
<b>Totals</b>		<b>35/26</b>	<b>39</b>	<b>418</b>	<b>10.7</b>	<b>38</b>	<b>3</b>	<b>0</b>	<b>0</b>	<b>0.0</b>	<b>0</b>	<b>0</b>

### POSTSEASON

Year	Team	G/S	No.	Receiving				Att.	Rushing			
				Yards	Avg.	Long	TD		Yards	Avg.	Long	TD
2017	Los Angeles Rams	1/1	1	11	11.0	11	0	0	0	0.0	0	0
<b>Totals</b>		<b>1/1</b>	<b>1</b>	<b>11</b>	<b>11.0</b>	<b>11</b>	<b>0</b>	<b>0</b>	<b>0</b>	<b>0.0</b>	<b>0</b>	<b>0</b>

# TYLER HIGBEE GAME-BY-GAME



## 2018 Los Angeles Rams

Game	W/L	P/S	Receiving					Rushing						
			No.	Yards	Avg.	Long	TD	Att.	Yards	Avg.	Long	TD		
at Oak 9/10	W	1/1	0	0	0.0	0	0	0	0.0	0	0			
Ari 9/16	W	1/1	1	3t	3.0	3	1	0	0.0	0	0			
LAC 9/23	W	1/1	2	35	17.5	20	0	0	0.0	0	0			
Min 9/27														
at Sea 10/7														
at Den 10/14														
at SF 10/21														
GB 10/28														
at NO 11/4														
Sea 11/11														
KC 11/19														
at Det 12/2														
at Chi Phi 12/9														
Phi 12/16														
at Ari 12/23														
SF 12/30														
<b>Totals</b>			<b>3-0</b>	<b>3/3</b>	<b>3</b>	<b>38</b>	<b>12.7</b>	<b>20</b>	<b>1</b>	<b>0</b>	<b>0</b>	<b>0.0</b>	<b>0</b>	<b>0</b>

## 2017 Los Angeles Rams

Game	W/L	P/S	Receiving					Rushing						
			No.	Yards	Avg.	Long	TD	Att.	Yards	Avg.	Long	TD		
Ind 9/10	W	1/1	2	17	8.5	9	0	0	0.0	0	0			
Was 9/17	L	1/1	0	0	0.0	0	0	0	0.0	0	0			
at SF 9/21	W	1/1	1	4	4.0	4	0	0	0.0	0	0			
at Dal 10/1	W	1/1	3	47	15.7	29	0	0	0.0	0	0			
Sea 10/8	L	1/1	4	98	24.5	35	0	0	0.0	0	0			
at Jax 10/15	W	1/1	1	0	0.0	0	0	0	0.0	0	0			
Ari 10/22	W	1/1	3	13	4.3	5	0	0	0.0	0	0			
at NYG 11/5	W	1/1	1	8	8.0	8t	1	0	0.0	0	0			
Hou 11/12	W	1/1	2	22	11.0	15	0	0	0.0	0	0			
at Min 11/19	L	1/1	1	5	5.0	5	0	0	0.0	0	0			
NO 11/26	W	1/1	3	48	16.0	38	0	0	0.0	0	0			
at Ari 12/3	W	1/1	1	1	6.0	6	0	0	0.0	0	0			
Phi 12/10	L	1/1	0	0	0.0	0	0	0	0.0	0	0			
at Sea 12/17	W	1/1	1	12	12.0	12	0	0	0.0	0	0			
at Ten 12/24	W	1/1	2	15	7.5	10	0	0	0.0	0	0			
SF 12/31	L	1/1	0	0	0.0	0	0	0	0.0	0	0			
<b>Totals</b>			<b>11-5</b>	<b>16/16</b>	<b>25</b>	<b>295</b>	<b>11.8</b>	<b>38</b>	<b>1</b>	<b>0</b>	<b>0</b>	<b>0.0</b>	<b>0</b>	<b>0</b>

## 2017 Postseason

Atl 1/6/18	L	1/1	1	11	11.0	11	0	0	0.0	0	0			
<b>Totals</b>			<b>0-1</b>	<b>1/1</b>	<b>1</b>	<b>11</b>	<b>11.0</b>	<b>11</b>	<b>0</b>	<b>0</b>	<b>0</b>	<b>0.0</b>	<b>0</b>	<b>0</b>

## 2016 Los Angeles Rams

Game	W/L	P/S	Receiving					Rushing						
			No.	Yards	Avg.	Long	TD	Att.	Yards	Avg.	Long	TD		
at SF 9/12	L	1/0	1	2	2.0	2	0	0	0.0	0	0			
Sea 9/18	W	1/0	0	0	0.0	0	0	0	0.0	0	0			
at TB 9/25	W	1/1	0	0	0.0	0	0	0	0.0	0	0			
at Ari 10/2	W	1/0	0	0	0.0	0	0	0	0.0	0	0			
Buf 10/9	L	1/0	0	0	0.0	0	0	0	0.0	0	0			
at Det 10/16	L	1/0	1	4	4.0	4	0	0	0.0	0	0			
NYG 10/23	L	1/0	0	0	0.0	0	0	0	0.0	0	0			
Car 11/6	L	1/1	1	31	31.0	31	0	0	0.0	0	0			
at NYJ 11/13	W	1/1	0	0	0.0	0	0	0	0.0	0	0			
Mia 11/20	L	1/1	2	4	2.0	3	0	0	0.0	0	0			
at NO 11/27	L	1/1	0	0	0.0	0	0	0	0.0	0	0			
at NE 12/4	L	1/0	2	16	8.0	10	0	0	0.0	0	0			
Atl 12/11	L	1/0	1	8	8.0	8	0	0	0.0	0	0			
at Sea 12/15	L	1/0	1	15	15.0	0	0	0	0.0	0	0			
SF 12/24	L	1/1	2	5	2.5	3	1	0	0.0	0	0			
Ari 1/1/17	L	1/0	0	0	0.0	0	0	0	0.0	0	0			
<b>Totals</b>			<b>4-12</b>	<b>16/6</b>	<b>11</b>	<b>85</b>	<b>7.7</b>	<b>31</b>	<b>1</b>	<b>0</b>	<b>0</b>	<b>0.0</b>	<b>0</b>	<b>0</b>



# 32 TROY HILL

Cornerback // Oregon // Youngstown, Ohio

Ht./Wt.: 5-11/183

NFL Exp.: 4th (3rd Rams)

GP/GS: 30/7, (Playoffs): (1/1)

Birth Date: 8/29/1991

Acquired: W(NE)-2015

**TRANSACTIONS:** Activated from Rams practice squad (12/13/16)...added to practice squad (11/24/16), after being released from active roster (11/22/16)...acquired by the Rams via waivers from New England (12/31/15)...released from England (12/30/15), after being acquired via waivers from Cincinnati (12/25/15)...released by the Bengals (12/24/15), after spending time on their practice squad...originally signed with Cincinnati as an undrafted free agent (5/8/15).

**PRO:** Fourth-year pro...played in 30 career games, starting seven at the cornerback position...collected 47 career tackles (42 solo) and recorded seven pass breakups...became a contributor on special teams.

**2018 SEASON: vs. Chargers (9/23):** Saw action at cornerback and on special teams...recorded one tackle on defense...**vs. Arizona (9/16):** Saw action on defense and special teams...**at Oakland (9/10):** Saw action on special teams.

**2017 SEASON:** Played in 12 games of the regular season with three starts and one postseason start...finished the regular season with 18 tackles and five passes defended...**Wild Card vs. Atlanta (1/6/18):** Started at cornerback...recorded six tackles (five solo) and three passes defended...**vs. San Francisco (12/31):** Started at cornerback and saw action on special teams...registered three defensive tackles (two solo)...**at Tennessee (12/24):** Started at cornerback and saw action on special teams...recorded nine assisted tackles and one pass defended...**at Seattle (12/17):** Started at cornerback and saw action on special teams...recorded one solo tackle and two passes defended...**at Dallas (10/1):** Saw action at corner and on special teams...recorded one special teams tackle...recovered one fumble on a punt return...**at San Francisco (9/21):** Saw action at corner and on special teams...made one solo tackle and had two passes defended.

**2016 SEASON:** Saw action in 12 contests and started four at cornerback...spent three weeks on practice squad...finished with 38 tackles (35 solo) and three passes defended...played a significant role on special teams...**vs. San Francisco (12/26):** Saw significant action on special teams...recorded one special

teams tackle...**at Seattle (12/15):** Promoted from practice squad to active roster...recorded one solo tackle...**at New York Jets (11/13):** Recorded four solo tackles and one pass defended...**vs. Carolina (11/6):** Saw significant action at cornerback and on special teams...**vs. New York Giants (10/23):** Started at cornerback...recorded eight solo tackles...**at Detroit (10/16):** Started his third game of the season at cornerback...tallied seven tackles (six solo)...**at Arizona (10/2):** Started at right cornerback...tallied four tackles (three solo)...**at Tampa Bay (9/25):** Made his first career NFL start at cornerback...recorded a team-high, and career-high 11 tackles (10 solo), and defended a pass...**vs. Seattle (9/18):** Recorded three tackles (three solo)...also defended one pass.

**2015 SEASON:** Played in three games with Cincinnati: at Cleveland (12/6), vs. Pittsburgh (12/13), at San Francisco (12/20).

**COLLEGE:** As a senior in 2014, finished seventh on the team in tackles (71) but third in unassisted efforts (59)...second-team Pac-12 all-conference choice and 14-game starter ranked second in the league (1.46 avg.) in passes defended and 11th nationally...in 2013, was the Ducks' fifth-leading tackler among their defensive backs assumed the role as the program's top reserve cornerback and nickel-back...finished the year with 29 tackles (21 solo) and four deflected passes...in 2012, appeared in 10 games, with 22 of his 26 tackles being unassisted...in 2011, started six of his 14 appearances...in 2010, worked with the scout team during redshirt season.

**PERSONAL:** Played defensive back and wide receiver for St. Bonaventure...2009 All-Channel League First-Team Defense...2008 second-team All-State Junior by CalHiSports.com...posted 46 tackles and five interceptions for the Seraphs his junior season in 2008...also returned one kickoff for a touchdown and took one of his five picks back for a score...earned a three-star rating from Scout.com...also a three-star recruit according to Rivals.com and the No. 32 corner in the country...parents: Jim Gilmer and Sandra Jennings...has two brothers and two sisters...majored in general social science.

## TROY HILL NFL STATISTICS



### REGULAR SEASON

Year	Team	G/S	Tackles			Sacks	Yards	Int.	Interceptions			PD	Fumbles		
			Total	Solo	Asst.				Yards	Long	TD		FF	FR	Yards
2015	Cincinnati Bengals	3/0	2	1	1	0.0	0.0	0	0	0	0	0	0	0	0
2016	Los Angeles Rams	12/4	38	35	3	0.0	0.0	0	0	0	3	0	0	0	0
2017	Los Angeles Rams	12/3	18	8	10	0.0	0.0	0	0	0	5	0	0	0	0
2018	Los Angeles Rams	3/0	1	0	1	0.0	0.0	0	0	0	0	0	0	0	0
<b>Totals</b>		<b>30/7</b>	<b>59</b>	<b>44</b>	<b>15</b>	<b>0.0</b>	<b>0.0</b>	<b>0</b>	<b>0</b>	<b>0</b>	<b>8</b>	<b>0</b>	<b>0</b>	<b>0</b>	<b>0</b>

### POSTSEASON

Year	Team	G/S	Tackles			Sacks	Yards	Int.	Interceptions			PD	Fumbles		
			Total	Solo	Asst.				Yards	Long	TD		FF	FR	Yards
2017	Los Angeles Rams	1/1	5	4	1	0.0	0.0	0	0	0	3	0	0	0	0
<b>Totals</b>		<b>1/1</b>	<b>5</b>	<b>4</b>	<b>1</b>	<b>0.0</b>	<b>0.0</b>	<b>0</b>	<b>0</b>	<b>0</b>	<b>3</b>	<b>0</b>	<b>0</b>	<b>0</b>	<b>0</b>

# TROY HILL GAME-BY-GAME



## 2018 Los Angeles Rams

Game	W/L	P/S	T	S	A	Sk	Yds	Int	Yds	Lg	TD	PD	FF	FR	Yds
at Oak 9/10	W	1/0	0	0	0	0.0	0	0	0	0	0	0	0	0	0
Ari 9/16	W	1/0	0	0	0	0.0	0	0	0	0	0	0	0	0	0
LAC 9/23	W	1/0	1	0	1	0.0	0	0	0	0	0	0	0	0	0
Min 9/27															
at Sea 10/7															
at Den 10/14															
at SF 10/21															
GB 10/28															
at NO 11/4															
Sea 11/11															
KC 11/19															
at Det 12/2															
at Chi Phi 12/9															
Phi 12/16															
at Ari 12/23															
SF 12/30															
<b>Totals</b>	<b>3-0</b>	<b>3/0</b>	<b>1</b>	<b>0</b>	<b>1</b>	<b>0.0</b>	<b>0.0</b>	<b>0</b>	<b>0</b>	<b>0</b>	<b>0</b>	<b>0</b>	<b>0</b>	<b>0</b>	<b>0</b>

## 2016 Los Angeles Rams

Game	W/L	P/S	T	S	A	Sk	Yds	Int	Yds	Lg	TD	PD	FF	FR	Yds
at SF 9/12	L	1/0	0	0	0	0.0	0.0	0	0	0	0	0	0	0	0
Sea 9/18	W	1/0	3	3	0	0.0	0.0	0	0	0	0	1	0	0	0
at TB 9/25	W	1/1	11	10	1	0.0	0.0	0	0	0	0	1	0	0	0
at Ari 10/2	W	1/1	4	3	1	0.0	0.0	0	0	0	0	0	0	0	0
Buf 10/9	L	1/0	0	0	0	0.0	0.0	0	0	0	0	0	0	0	0
at Det 10/16	L	1/0	7	6	1	0.0	0.0	0	0	0	0	0	0	0	0
NYG 10/23	L	1/1	8	8	0	0.0	0.0	0	0	0	0	0	0	0	0
Car 11/6	L	1/0	0	0	0	0.0	0.0	0	0	0	0	0	0	0	0
at NYJ 11/13	W	1/0	4	4	0	0.0	0.0	0	0	0	0	1	0	0	0
Mia 11/20	L														
at NO 11/27	L														
at NE 12/4	L														
Atl 12/11	L														
at Sea 12/15	L	1/0	1	1	0	0.0	0.0	0	0	0	0	0	0	0	0
SF 12/24	L	1/0	0	0	0	0.0	0.0	0	0	0	0	0	0	0	0
Ari 1/1/17	L	0/0	0	0	0	0.0	0.0	0	0	0	0	0	0	0	0
<b>Totals</b>	<b>4-12</b>	<b>12/3</b>	<b>38</b>	<b>35</b>	<b>3</b>	<b>0.0</b>	<b>0.0</b>	<b>0</b>	<b>0</b>	<b>0</b>	<b>0</b>	<b>3</b>	<b>0</b>	<b>0</b>	<b>0</b>

## 2017 Los Angeles Rams

Game	W/L	P/S	T	S	A	Sk	Yds	Int	Yds	Lg	TD	PD	FF	FR	Yds
Ind 9/10	W														
Was 9/17	L														
at SF 9/21	W	1/0	1	1	0	0.0	0.0	0	0	0	0	2	0	0	0
at Dal 10/1	W	1/0	0	0	0	0.0	0.0	0	0	0	0	0	0	0	1
Sea 10/8	L	1/0	0	0	0	0.0	0.0	0	0	0	0	0	0	0	0
at Jax 10/15	W														
Ari 10/22	W	1/0	0	0	0	0.0	0.0	0	0	0	0	0	0	0	0
at NYG 11/5	W	1/0	2	2	0	0.0	0.0	0	0	0	0	0	0	0	0
Hou 11/12	W	1/0	0	0	0	0.0	0.0	0	0	0	0	0	0	0	0
at Min 11/19	L														
NO 11/26	W	1/0	0	0	0	0.0	0.0	0	0	0	0	0	0	0	0
at Ari 12/3	W	1/0	0	0	0	0.0	0.0	0	0	0	0	0	0	0	0
Phi 12/10	L	1/0	2	2	0	0.0	0.0	0	0	0	0	0	0	0	0
at Sea 12/17	W	1/1	1	1	0	0.0	0.0	0	0	0	0	2	0	0	0
at Ten 12/24	W	1/1	9	0	9	0.0	0.0	0	0	0	0	1	0	0	0
SF 12/31	L	1/1	3	2	1	0.0	0.0	0	0	0	0	0	0	0	0
<b>Totals</b>	<b>11-5</b>	<b>12/3</b>	<b>18</b>	<b>8</b>	<b>10</b>	<b>0.0</b>	<b>0.0</b>	<b>0</b>	<b>0</b>	<b>0</b>	<b>0</b>	<b>5</b>	<b>0</b>	<b>1</b>	<b>0</b>

## 2017 Postseason

Atl 1/6/18	L	1/1	6	5	1	0	0	0	0	0	0	3	0	0	0
<b>Totals</b>	<b>0-1</b>	<b>1/1</b>	<b>6</b>	<b>5</b>	<b>1</b>	<b>0</b>	<b>0</b>	<b>0</b>	<b>0</b>	<b>0</b>	<b>0</b>	<b>3</b>	<b>0</b>	<b>0</b>	<b>0</b>



# 11 KHADAREL HODGE

Wide Receiver // Prairie View A&M // D'Lo, Miss.

Ht./Wt.: 6-2/205

NFL Exp.: Rookie

GP/GS: 1/0, (Playoffs): (0/0)

Birth Date: 1/3/1995

Acquired: UDFA-2018

**TRANSACTIONS:** Promoted to the Rams active roster from the practice squad (9/19/18)...signed to the Rams practice squad (9/2/18)...released (9/2/18)...signed by the Rams as an undrafted rookie free agent (7/24/18).

**2018 SEASON: vs. Chargers (9/23):** Made his NFL debut...saw action on special teams...recorded one special teams tackle.

**COLLEGE:** Began his collegiate career playing quarterback at Alcorn State as a freshman in 2013...committed to Prairie View

A&M in 2015 after being recruited from Hinds Community College (Raymond, Miss.)...played in 24 games for the Panthers...as a senior in 2017, earned first-team All-SWAC honors...recorded career-highs in receptions (48), yards (844), touchdowns (12) and 100-yard games (three)...as a junior in 2016, recorded 28 receptions, 454 yards and six touchdowns...as a sophomore in 2015, recorded 28 receptions, 499 yards and three touchdowns.

**PERSONAL:** Name pronounced "ka-DARE-uhl"...originally from D'Lo, Mississippi.

## KHADAREL HODGE NFL STATISTICS



### REGULAR SEASON

Year	Team	G/S	No.	Receiving				Att.	Rushing			TD
				Yards	Avg.	Long	TD		Yards	Avg.	Long	
2018	Los Angeles Rams	1/0	0	0	00.0	0	0	0	0	0.0	0	0
<b>Totals</b>		<b>1/0</b>	<b>0</b>	<b>0</b>	<b>00.0</b>	<b>0</b>	<b>0</b>	<b>0</b>	<b>0</b>	<b>0.0</b>	<b>0</b>	<b>0</b>

**Additional Career Statistics:** Special Teams Tackles: Rams: 2018 (1).

## KHADAREL HODGE GAME-BY-GAME



### 2018 Los Angeles Rams

Game	W/L	P/S	Receiving				TD	Att.	Rushing			TD
			No.	Yards	Avg.	Long			Yards	Avg.	Long	
at Oak 9/10												
Ari 9/16												
LAC 9/23	W	1/0	0	0	0.0	0	0	0	0.0	0	0	0
Min 9/27												
at Sea 10/7												
at Den 10/14												
at SF 10/21												
GB 10/28												
at NO 11/4												
Sea 11/11												
KC 11/19												
at Det 12/2												
at Chi Phi 12/9												
Phi 12/16												
at Ari 12/23												
SF 12/30												
<b>Totals</b>	<b>1-0</b>	<b>1/0</b>	<b>0</b>	<b>0</b>	<b>0.0</b>	<b>0</b>	<b>0</b>	<b>0</b>	<b>0.0</b>	<b>0</b>	<b>0</b>	<b>0</b>

# 43 JOHN JOHNSON III

Safety // Boston College // West Hyattsville, Md.

Ht./Wt.: 6-0/209

NFL Exp.: 2nd (2nd Rams)

GP/GS: 19/14, (Playoffs): (1/1)

Birth Date: 12/19/1995

Acquired: D3B-2017 (No. 91)

**TRANSACTIONS:** Selected by the Rams in the third round (91st overall) of the 2017 NFL Draft (4/29/17).

**PRO:** Second-year pro, has played in all 19 regular season games and one postseason contest for the Rams since being drafted in 2017...started 11 contests as a rookie...snared first-career interception in first-career start against Seattle (10/8/17) and returned it 69 yards.

**2018 SEASON:** vs. **Chargers (9/23):** Recorded three tackles (two solo) and his first career forced fumble...played all 52 defensive snaps...vs. **Arizona (9/16):** Tallied a team-leading seven tackles (six solo), including one tackle for loss...also had one pass deflection...at **Oakland (9/10):** Started at safety...recorded nine tackles (six solo)...notched two passes defended and one interception in the endzone to halt a scoring drive.

**2017 SEASON:** Played in all 16 games of the regular season with 11 starts and one postseason start...finished the regular season with 91 tackles, 11 passes defended, one interception and one tackle for loss...**Wild Card vs. Atlanta (1/6/18):** Started at safety...totaled four tackles (two solo)...at **Seattle (12/17):** Started at safety and saw action on special teams...totaled a team-leading six tackles (two solo) and one pass defended...vs. **Philadelphia (12/10):** Started at safety and saw action on special teams...recorded a team-leading 13 tackles (six solo) and two passes defended...at **Arizona (12/3):** Started at safety and saw action on special teams...tallied eight tackles (six solo) and two passes defended...vs. **New Orleans (11/26):** Started at safety and saw action on special teams...recorded six solo tackles and two passes defended...at **Minnesota (11/19):** Started at safety and saw action on special teams...recorded 12 tackles (seven solo)...at **Jacksonville (10/15):** Started at safety and saw action on special teams...notched five tackles (three solo) and two passes defended...vs. **Seattle (10/8):** Started at safety first-career start and saw action on special teams...notched his first

career interception and returned it 69 yards for the 10th longest interception return in Rams history...added six tackles on defense including two solo stops and 2 PDs...at **San Francisco (9/21):** Saw action at defensive back and on special teams...recorded two special teams tackles.

**COLLEGE:** Started all 13 games at free safety as a senior in 2016...served as a team captain...finished the season second on the Eagles with 77 tackles...led the team with three interceptions, racking up 47 return yards...notched 2.5 tackles for a loss, 1.0 sack, nine pass breakups, two fumbles recovered and one forced...tied for third in the ACC with three interception returns ... part of a defense that ranked on eight top 10 lists, including ninth in total defense (314.2 yards/game), second in sacks (3.62 sacks/game) and 10th in turnovers gained (27)...notched a single-game high 12 tackles (12/26/16)...started all 12 games in 2015...played the first nine games at strong safety before starting the last three games at left corner back ...totaled 63 tackles, three interceptions, two forced fumbles, three pass breakups and one blocked kick... member of the BC defense that ranked No. 1 nationally in total yards (254.3), and part of the Eagles' defensive backfield that was ranked fifth nationally in passing efficiency allowed (104.66)... played in eight games as a sophomore with two starts...recorded 25 tackles on the season, including 28 solo stops...saw action in 12 games at cornerback and on special teams as a freshman.

**PERSONAL:** Earned first team all-county and second team all-state accolades...All-Gazette first-team honoree...recorded 50 tackles, six tackles for loss, five interceptions and 13 pass break ups as a senior...named team captain as a senior...played for head coach Bryan Pierre...also played basketball and served as captain as a sophomore...enrolled as a communication major in the Morrissey College of Arts and Sciences...recipient of the Jay McGillis '93 Memorial Scholarship Fund in 2016...John and his older brother Travis are the children of Tanya and John Johnson.

## JOHN JOHNSON III NFL STATISTICS



### REGULAR SEASON

Year	Team	G/S	Tackles			Asst.	Sacks	Yards	Int.	Interceptions			PD	Fumbles		Yards
			Total	Solo						Yards	Long	TD		FF	FR	
2017	Los Angeles Rams	16/11	91	55	36	0.0	0.0	1	69	69	0	11	0	0	0	
2018	Los Angeles Rams	3/3	19	14	5	0.0	0.0	1	0	0	0	3	1	0	0	
<b>Totals</b>		<b>19/14</b>	<b>110</b>	<b>69</b>	<b>41</b>	<b>0.0</b>	<b>0.0</b>	<b>2</b>	<b>69</b>	<b>69</b>	<b>0</b>	<b>14</b>	<b>1</b>	<b>0</b>	<b>0</b>	

### POSTSEASON

Year	Team	G/S	Tackles			Asst.	Sacks	Yards	Int.	Interceptions			PD	Fumbles		Yards
			Total	Solo						Yards	Long	TD		FF	FR	
2017	Los Angeles Rams	1/1	4	2	2	0.0	0.0	0	0	0	0	0	0	0	0	
<b>Totals</b>		<b>1/1</b>	<b>4</b>	<b>2</b>	<b>2</b>	<b>0.0</b>	<b>0.0</b>	<b>0</b>	<b>0</b>	<b>0</b>	<b>0</b>	<b>0</b>	<b>0</b>	<b>0</b>	<b>0</b>	

**Additional Career Statistics:** Special Teams Tackles: 2017 (5).

# JOHN JOHNSON III GAME-BY-GAME



## 2018 Los Angeles Rams

Game	W/L	P/S	T	S	A	Sk	Yds	Int	Yds	Lg	TD	PD	FF	FR	Yds
at Oak 9/10	W	1/1	9	6	3	0.0	0.0	1	0	0	0	2	0	0	0
Ari 9/16	W	1/1	7	6	1	0.0	0.0	0	0	0	0	1	0	0	0
LAC 9/23	W	1/1	3	2	1	0.0	0.0	0	0	0	0	0	1	0	0
Min 9/27															
at Sea 10/7															
at Den 10/14															
at SF 10/21															
GB 10/28															
at NO 11/4															
Sea 11/11															
KC 11/19															
at Det 12/2															
at Chi Phi 12/9															
Phi 12/16															
at Ari 12/23															
SF 12/30															
<b>Totals</b>	<b>3-0</b>	<b>3/3</b>	<b>19</b>	<b>14</b>	<b>5</b>	<b>0.0</b>	<b>0.0</b>	<b>1</b>	<b>0</b>	<b>0</b>	<b>0</b>	<b>3</b>	<b>1</b>	<b>0</b>	<b>0</b>

## 2017 Los Angeles Rams

Game	W/L	P/S	T	S	A	Sk	Yds	Int	Yds	Lg	TD	PD	FF	FR	Yds
Ind 9/10	W	1/0	2	1	1	0.0	0.0	0	0	0	0	0	0	0	0
Was 9/17	L	1/0	0	0	0	0.0	0.0	0	0	0	0	0	0	0	0
at SF 9/21	W	1/0	0	0	0	0.0	0.0	0	0	0	0	0	0	0	0
at Dal 10/1	W	1/0	3	3	0	0.0	0.0	0	0	0	0	0	0	0	0
Sea 10/8	L	1/1	6	2	4	0.0	0.0	1	69	69	0	2	0	0	0
at Jax 10/15	W	1/1	5	3	2	0.0	0.0	0	0	0	0	2	0	0	0
Ari 10/22	W	1/1	6	4	2	0.0	0.0	0	0	0	0	0	0	0	0
at NYG 11/5	W	1/1	8	3	5	0.0	0.0	0	0	0	0	0	0	0	0
Hou 11/12	W	1/1	5	3	2	0.0	0.0	0	0	0	0	1	0	0	0
at Min 11/19	L	1/1	12	7	5	0.0	0.0	0	0	0	0	0	0	0	0
NO 11/26	W	1/1	6	6	0	0.0	0.0	0	0	0	0	0	0	0	0
at Ari 12/3	W	1/1	8	6	2	0.0	0.0	0	0	0	0	2	0	0	0
Phi 12/10	L	1/0	13	6	7	0.0	0.0	0	0	0	0	2	0	0	0
at Sea 12/17	W	1/1	6	2	4	0.0	0.0	0	0	0	0	1	0	0	0
at Ten 12/24	W	1/1	7	5	2	0.0	0.0	0	0	0	0	1	0	0	0
SF 12/31	L	1/1	4	4	0	0.0	0.0	0	0	0	0	0	0	0	0
<b>Totals</b>	<b>11-5</b>	<b>16/11</b>	<b>91</b>	<b>55</b>	<b>36</b>	<b>0.0</b>	<b>0.0</b>	<b>1</b>	<b>69</b>	<b>69</b>	<b>0</b>	<b>11</b>	<b>0</b>	<b>0</b>	<b>0</b>

## 2017 Postseason

At 1/6/18	L	1/1	6	4	3	0.0	0.0	0	0	0	0	3	0	0	0
<b>Totals</b>	<b>0-1</b>	<b>1/1</b>	<b>6</b>	<b>4</b>	<b>3</b>	<b>0.0</b>	<b>0.0</b>	<b>0</b>	<b>0</b>	<b>0</b>	<b>0</b>	<b>3</b>	<b>0</b>	<b>0</b>	<b>0</b>







# 20 LAMARCUS JOYNER

Safety // Florida State // Miami, Fla.

Ht./Wt.: 5-8/191

NFL Exp.: 5th (5th Rams)

GP/GS: 55/30, (Playoffs): (1/1)

Birth Date: 11/27/1990

Acquired: D2-2014 (No. 41)

**TRANSACTIONS:** Selected by the Rams in the second round (41st overall) of the 2014 NFL Draft (5/9/14).

**PRO:** Has seen action in 55 games with 30 starts and one playoff start...fifth-year pro has 264 tackles (193 solo) with 4.0 sacks...snared three career interceptions, all as a safety in 2017.

**2018 SEASON: vs. Chargers (9/23):** Notched four tackles (two solo) and one fumble recovery...played all 52 defensive snaps...**vs. Arizona (9/16):** Started at free safety...contributed to a defensive effort that yielded only five first downs...**at Oakland (9/10):** Tallied six tackles (five solo).

**2017 SEASON:** Started 12 regular season games and one postseason contest...finished the regular season with 61 tackles (32 solo), seven passes defended, three interceptions and one forced fumble...**Wild Card vs. Atlanta (1/6/18):** Started at safety...collected a team-leading 11 tackles (10 solo)...**at Seattle (12/17):** Recorded five tackles (two solo) and a forced fumble...**at Arizona (12/3):** Tallied seven tackles (five solo), three passes defended, and one interception...marked his third interception of the season and he returned it 46 yards...**vs. Arizona (10/22):** Recorded three tackles (two solo)...also nabbed his second interception of the season and returned it for 29 yards...**vs. Washington (9/17):** Totaled nine tackles (eight solo)...**vs. Indianapolis (9/10):** Notched five tackles, one pass defended and his first career interception that he returned 29 yards for a touchdown.

**2016 SEASON:** Made eight starts in 14 games at the cornerback position...finished with 70 tackles (56 solo) and one sack...set a career best in passes defended with eight...forced his first fumble of his career... **at New England (12/4):** Tallied nine tackles (six solo)...recorded one hit on Patriots QB Tom Brady...**vs. Miami (11/20):** Tallied four solo tackles and one pass defended...recorded his first sack of the season on QB Ryan Tannehill for a seven yard loss...**vs. New York Giants (10/23):** Started at cornerback...recorded three tackles (two solo)...registered two passes defended...forced a fumble...**at Detroit (10/16):** Started at cornerback...tied his career high for solo tackles with 10...tallied one pass defended...**at Arizona (10/2):** Recorded six solo tackles and defended one pass...**at Tampa Bay (9/25):** Tallied nine tackles (seven solo), and defended one pass...**vs. Seattle (9/18):** Recorded six tackles (five solo) and two passes defended.

**2015 SEASON:** Played in 16 games, started five...amassed 81 tackles (70 solo), 2.0 sacks, six passes defended and one fumble recovery...**at San Francisco (1/3/16):** Started at safety...matched a season-high eight tackles (seven solo)...**vs. Arizona (12/6):** Started on defense...registered eight solo tackles and two passes defended...**at Baltimore (11/22):** Saw action on defense and special teams...made five solo tackles...**vs. Chicago (11/15):** Saw action on defense...garnered five tackles (four solo)...**vs. San Francisco (11/1):** Saw action on defense...notched five tackles (four solo)...**vs. Cleveland (10/25):** Saw action on defense...recorded seven tackles (six solo) and two passes defended...**at Green Bay (10/11):** Started at defensive back...registered a season-high eight solo tackles and recovered one fumble...**at Arizona (10/4):** Saw action on defense...sacked QB Carson Palmer...also recorded six tackles (five solo)...**vs. Pittsburgh (9/27):** Started on defense...made six solo tackles...**vs. Seattle (9/13):** Saw action on defense...sacked QB Russell Wilson for a

10-yard loss...marked his second career sack...also recorded six tackles (five solo).

**2014 SEASON:** Saw action in 10 games...tallied 48 tackles (33 solo) had three passes defended and a 1.0 sack for six yards...**at San Francisco (11/2):** Saw action at cornerback...garnered seven tackles (three solo)...had one quarterback pressure and one pass defended...**at Kansas City (10/26):** Saw action at cornerback...recorded a single-game high 11 tackles (10 solo)...**vs. Seattle (10/19):** Saw action at cornerback...registered nine tackles (six solo)...added three assists...**at Philadelphia (10/5):** Recorded eight tackles (five solo)...registered two passes defended...**vs. Minnesota (9/7):** Made his NFL debut...tallied two solo tackles...added one special teams tackle.

**COLLEGE:** Started 40-of-55 games at Florida State – 13 at free safety, 14 at strong safety and 13 at cornerback...recorded 197 tackles (128 solos) with 6.5 sacks for minus 57 yards and 10.5 stops for losses of 71 yards...credited with three quarterback pressures and three forced fumbles...deflected 15 passes and intercepted eight others for 80 yards in returns...ranks second in school history with an average of 24.23 yards on 52 kickoff returns for 1,260 yards, topped by only Greg Reid (24.65-yard average; 63 for 1,553; 2009-11)...his average of 30.54 yards per kickoff return in 2011 broke the previous FSU season record of 30.09 yards by Michael Ray Garvin (22 for 622; 2008)...the unanimous All-American was a finalist for the Bronko Nagurski Award and Jim Thorpe Award in 2013...finished second in the voting for the Ultimate Herbie Award, given by ESPN's Kirk Herbstreit for college football's top performances...the first Seminole defensive back to be named a consensus first-team All-American since 2000 and is just the seventh defensive back in FSU history to garner consensus first team All-American honors joining players like Deion Sanders, LeRoy Butler and Terrell Buckley...the All-Atlantic Coast Conference first-team selection started 13 games at cornerback in 2013...ranked second on the team with a career-high 69 tackles, as he led the league's defensive backs with 5.5 sacks for minus 54 yards and seven stops for losses totaling 57 yards...finished fourth in the league with three forced fumbles and was credited with three quarterback pressures...had four pass deflections, along with a pair of interceptions for 20 yards in returns...added 110 yards on five kickoff returns (22.0 avg)...was the unquestioned leader on the nation's top-ranked pass defense...started all 14 games at strong safety in 2012, helping Florida State's defense lead the nation in yards allowed per play (3.86), rank second nationally in total defense (254.14 ypg)...garnered All-ACC second-team honors in 2011, after he took over free safety duties, starting all 13 games...named the most improved player on defense and a winner of the Bob Crenshaw Award at the team's annual banquet...recognized for his work in the classroom with one of eight sophomore academic awards and at the annual team banquet...a true freshman boundary cornerback in 2010, played in all 14 games and finished with 23 tackles (18 solos), two pass break-ups and one interception.

**PERSONAL:** Attended Southwest Miami (Fla.) High School, where he played three seasons on the varsity at linebacker and defensive back as well as wide receiver and kick returner...as a sophomore, he had more than 100 tackles and accounted for more than 1,000 yards on offense...In his junior year, he recorded

112 tackles, four sacks and an interception...that season, Joyner also scored five touchdowns on special teams - four via kickoffs and one on a punt return...Offensively, he had 17 receptions for 482 yards and seven touch-downs...decided to transfer to St. Thomas Aquinas High School in Fort Lauderdale, Fla., a private school and football powerhouse coached by George Smith... for his senior season, contributed as a shut-down cornerback, recording only 14 tackles (12 solos) as opponents stayed away from his side of the field...also starred on special teams, as he averaged 39.6 yards per return and managed to return three kickoffs for scores...on offense, he recorded 1,090 all-purpose yards on just 79 touches, scoring four rushing and four receiving

touchdowns...Earned the National Defensive Player of the Year award by USA Today, becoming the fourth USA Today National Defensive Player of the Year to sign with Florida State, joining Derrick Brooks, David Warren and Antonio Cromartie...regarded as a five-star recruit by Rivals.com, and ranked as the best cornerback prospect in his class...a Business major...born in Miami, Florida...participated in numerous community events, including Coach Fisher & Friends Celebrity Softball game, 6th Annual Playground Build at Marygrove, St. Louis Rams Training Academy Youth Camp, United Way Kickoff for Charity Luncheon and the All-Community Team Ticket program.

## LAMARCUS JOYNER NFL STATISTICS



### REGULAR SEASON

Year	Team	G/S	Tackles			Sacks	Yards	Int.	Interceptions			PD	Fumbles		Yards
			Total	Solo	Asst.				Yards	Long	TD		FF	FR	
2014	St. Louis Rams	10/1	48	33	15	1.0	6.0	0	0	0	0	3	0	0	0
2015	St. Louis Rams	16/6	81	70	11	2.0	11.0	0	0	0	0	6	0	1	0
2016	Los Angeles Rams	14/8	70	56	14	1.0	7.0	0	0	0	0	8	1	0	0
2017	Los Angeles Rams	12/12	61	32	29	0.0	0.0	3	46	46	1	7	1	0	0
2018	Los Angeles Rams	3/3	10	7	3	0.0	0.0	0	0	0	0	0	0	1	0
<b>Totals</b>		<b>55/30</b>	<b>270</b>	<b>198</b>	<b>72</b>	<b>4.0</b>	<b>24.0</b>	<b>3</b>	<b>46</b>	<b>46</b>	<b>1</b>	<b>24</b>	<b>2</b>	<b>2</b>	<b>0</b>

### POSTSEASON

Year	Team	G/S	Tackles			Sacks	Yards	Int.	Interceptions			PD	Fumbles		Yards
			Total	Solo	Asst.				Yards	Long	TD		FF	FR	
2017	Los Angeles Rams	1/1	11	10	1	0.0	0.0	0	0	0	0	0	0	0	0
<b>Totals</b>		<b>1/1</b>	<b>11</b>	<b>10</b>	<b>1</b>	<b>0.0</b>	<b>0.0</b>	<b>0</b>	<b>0</b>	<b>0</b>	<b>0</b>	<b>0</b>	<b>0</b>	<b>0</b>	<b>0</b>

**Additional Career Statistics:** Special teams tackles: Rams 2014 (3).

#### Regular Season Single Game Highs:

Total Tackles – 11, at Kansas City (10/26/14)  
Solo Tackles – 10, twice, at Kansas City (10/26/14), at Detroit (10/16/16)

#### Postseason Single Game Highs:

Total Tackles – 11, vs. Atlanta (1/6/18, NFC Wild Card)  
Solo Tackles – 10, vs. Atlanta (1/6/18, NFC Wild Card)

# LAMARCUS JOYNER GAME-BY-GAME



## 2018 Los Angeles Rams

Game	W/L	P/S	T	S	A	Sk	Yds	Int	Yds	Lg	TD	PD	FF	FR	Yds
at Oak 9/10	W	1/1	6	5	1	0.0	0.0	0	0	0	0	0	0	0	0
Ari 9/16	W	1/1	0	0	0	0.0	0.0	0	0	0	0	0	0	0	0
LAC 9/23	W	1/1	4	2	2	0.0	0.0	0	0	0	0	0	0	1	0
Min 9/27															
at Sea 10/7															
at Den 10/14															
at SF 10/21															
GB 10/28															
at NO 11/4															
Sea 11/11															
KC 11/19															
at Det 12/2															
at Chi Phi 12/9															
Phi 12/16															
at Ari 12/23															
SF 12/30															
<b>Totals</b>	<b>3-0</b>	<b>3/3</b>	<b>10</b>	<b>7</b>	<b>3</b>	<b>0.0</b>	<b>0.0</b>	<b>0</b>	<b>0</b>	<b>0</b>	<b>0</b>	<b>0</b>	<b>0</b>	<b>1</b>	<b>0</b>

## 2016 Los Angeles Rams

Game	W/L	P/S	T	S	A	Sk	Yds	Int	Yds	Lg	TD	PD	FF	FR	Yds
at SF 9/12	L	1/1	6	5	1	0.0	0.0	0	0	0	0	0	0	0	0
Sea 9/18	W	1/0	6	5	1	0.0	0.0	0	0	0	0	2	0	0	0
at TB 9/25	W	1/0	9	7	2	0.0	0.0	0	0	0	0	1	0	0	0
at Ari 10/2	W	1/1	6	6	0	0.0	0.0	0	0	0	0	1	0	0	0
Buf 10/9	L	1/0	3	3	0	0.0	0.0	0	0	0	0	0	0	0	0
at Det 10/16	L	1/1	10	10	0	0.0	0.0	0	0	0	0	1	0	0	0
NYG 10/23	L	1/1	3	2	1	0.0	0.0	0	0	0	0	2	1	0	0
Car 11/6	L	1/1	2	2	0	0.0	0.0	0	0	0	0	0	0	0	0
at NYJ 11/13	W	1/0	4	2	2	0.0	0.0	0	0	0	0	0	0	0	0
Mia 11/20	L	1/1	4	4	0	1.0	7.0	0	0	0	0	1	0	0	0
at NO 11/27	L	1/1	2	1	1	0.0	0.0	0	0	0	0	0	0	0	0
at NE 12/4	L	1/1	9	6	3	0.0	0.0	0	0	0	0	0	0	0	0
Atl 12/11	L	1/0	3	3	0	0.0	0.0	0	0	0	0	0	0	0	0
at Sea 12/15	L	1/1	3	0	3	0.0	0.0	0	0	0	0	0	0	0	0
SF 12/24	L														
Ari 11/17	L														
<b>Totals</b>	<b>4-12</b>	<b>14/8</b>	<b>70</b>	<b>56</b>	<b>14</b>	<b>1.0</b>	<b>7.0</b>	<b>0</b>	<b>0</b>	<b>0</b>	<b>0</b>	<b>8</b>	<b>1</b>	<b>0</b>	<b>0</b>

## 2014 St. Louis Rams

Game	W/L	P/S	T	S	A	Sk	Yds	Int	Yds	Lg	TD	PD	FF	FR	Yds
Min 9/7	L	1/0	2	2	0	0.0	0.0	0	0	0	0	0	0	0	0
at TB 9/14	W														
Dal 9/21	L	1/0	4	2	2	0.0	0.0	0	0	0	0	0	0	0	0
Phi 10/5	L	1/0	8	5	3	0.0	0.0	0	0	0	0	2	0	0	0
SF 10/13	L	1/0	2	1	1	0.0	0.0	0	0	0	0	0	0	0	0
Sea 10/19	W	1/0	9	6	3	0.0	0.0	0	0	0	0	0	0	0	0
at KC 10/26	L	1/0	11	10	1	0.0	0.0	0	0	0	0	0	0	0	0
at SF 11/2	W	1/0	7	3	4	0.0	0.0	0	0	0	0	1	0	0	0
at Ari 11/9	L	1/0	0	0	0	0.0	0.0	0	0	0	0	0	0	0	0
Den 11/16	W														
at SD 11/23	L														
Oak 11/30	W														
at Was 12/7	W														
Ari 12/11	L														
NYG 12/21	L	1/0	1	1	0	0.0	0.0	0	0	0	0	0	0	0	0
at Sea 12/28	L	1/1	4	3	1	1.0	6.0	0	0	0	0	0	0	0	0
<b>Totals</b>	<b>5-10</b>	<b>10/1</b>	<b>48</b>	<b>33</b>	<b>15</b>	<b>1.0</b>	<b>6.0</b>	<b>0</b>	<b>0</b>	<b>0</b>	<b>0</b>	<b>3</b>	<b>0</b>	<b>0</b>	<b>0</b>

## 2017 Los Angeles Rams

Game	W/L	P/S	T	S	A	Sk	Yds	Int	Yds	Lg	TD	PD	FF	FR	Yds
Ind 9/10	W	1/1	5	4	1	0.0	0.0	1	29t	29t	1	1	0	0	0
Was 9/17	L	1/1	9	8	1	0.0	0.0	0	0	0	0	0	0	0	0
at SF 9/21	W	1/1	4	1	3	0.0	0.0	0	0	0	0	0	0	0	0
at Dal 10/1	W														
Sea 10/8	L														
at Jax 10/15	W														
Ari 10/22	W	1/1	3	2	1	0.0	0.0	1	29	0	0	0	0	0	0
at NYG 11/5	W	1/1	6	2	4	0.0	0.0	0	0	0	0	0	0	0	0
Hou 11/12	W	1/1	3	1	2	0.0	0.0	0	0	0	0	1	0	0	0
at Min 11/19	L	1/1	6	4	2	0.0	0.0	0	0	0	0	1	0	0	0
NO 11/26	W	1/1	1	1	0	0.0	0.0	0	0	0	0	1	0	0	0
at Ari 12/3	W	1/1	7	5	2	0.0	0.0	1	46	46	0	3	0	0	0
Phi 12/10	L	1/1	6	2	4	0.0	0.0	0	0	0	0	0	0	0	0
at Sea 12/17	W	1/1	5	2	3	0.0	0.0	0	0	0	0	0	1	0	0
at Ten 12/24	W	1/1	6	0	6	0.0	0.0	0	0	0	0	0	0	0	0
SF 12/31	L														
<b>TOTALS</b>	<b>11-5</b>	<b>12/12</b>	<b>61</b>	<b>32</b>	<b>29</b>	<b>0.0</b>	<b>0.0</b>	<b>3</b>	<b>104</b>	<b>46</b>	<b>1</b>	<b>7</b>	<b>1</b>	<b>0</b>	<b>0</b>

## 2017 Postseason

Atl 1/6/18	L	1/1	11	10	1	0.0	0.0	0	0	0	0	0	0	0	0
<b>Totals</b>	<b>0-1</b>	<b>1/1</b>	<b>11</b>	<b>10</b>	<b>1</b>	<b>0.0</b>	<b>0.0</b>	<b>0</b>	<b>0</b>	<b>0</b>	<b>0</b>	<b>0</b>	<b>0</b>	<b>0</b>	<b>0</b>

## 2015 St. Louis Rams

Game	W/L	P/S	T	S	A	Sk	Yds	Int	Yds	Lg	TD	PD	FF	FR	Yds
Sea 9/13	W	1/0	6	5	1	1.0	10.0	0	0	0	0	0	0	0	0
at Was 9/20	L	1/0	4	4	0	0.0	0.0	0	0	0	0	0	0	0	0
Pit 9/27	L	1/1	6	6	0	0.0	0.0	0	0	0	0	0	0	0	0
at Ari 10/4	W	1/0	6	5	1	1.0	1.0	0	0	0	0	0	0	0	0
at GB 10/11	L	1/1	8	8	0	0.0	0.0	0	0	0	0	0	0	1	0
Cle 10/25	W	1/1	7	6	1	0.0	0.0	0	0	0	0	2	0	0	0
SF 11/1	W	1/0	5	4	1	0.0	0.0	0	0	0	0	0	0	0	0
at Min 11/8	L	1/0	3	1	2	0.0	0.0	0	0	0	0	0	0	0	0
Chi 11/15	L	1/0	5	4	1	0.0	0.0	0	0	0	0	0	0	0	0
at Bal 11/22	L	1/0	5	5	0	0.0	0.0	0	0	0	0	0	0	0	0
at Cin 11/29	L	1/0	0	0	0	0.0	0.0	0	0	0	0	0	0	0	0
Ari 12/6	L	1/1	8	8	0	0.0	0.0	0	0	0	0	2	0	0	0
Det 12/13	W	1/0	3	2	1	0.0	0.0	0	0	0	0	1	0	0	0
TB 12/17	W	1/1	4	3	1	0.0	0.0	0	0	0	0	0	0	0	0
at Sea 12/27	W	1/1	3	2	1	0.0	0.0	0	0	0	0	1	0	0	0
at SF 1/3	L	1/0	8	7	1	0.0	0.0	0	0	0	0	0	0	0	0
<b>Totals</b>	<b>7-9</b>	<b>16/5</b>	<b>81</b>	<b>70</b>	<b>11</b>	<b>2.0</b>	<b>11.0</b>	<b>0</b>	<b>0</b>	<b>0</b>	<b>0</b>	<b>6</b>	<b>0</b>	<b>1</b>	<b>0</b>

# 42 JOHN KELLY

Running Back // Tennessee // Detroit, Mich.

Ht./Wt.: 5-10/205

NFL Exp.: Rookie

GP/GS: 0/0, (Playoffs): (0/0)

Birth Date: 10/4/1996

Acquired: D6A-2018 (No. 176)

**TRANSACTIONS:** Selected by the Rams in the sixth round (176th overall) of the 2018 NFL Draft (4/28/18).

**2018 SEASON:** vs. **Chargers (9/23):** Declared inactive...vs. **Arizona (9/16):** Declared inactive...at **Oakland (9/10):** Declared inactive.

**COLLEGE:** Played in 33 games with 12 starts in three seasons at Tennessee...amassed 1,573 yards rushing on 327 carries (4.8 yards per attempt) at 15 touchdowns in his career...added 350 yards receiving on 43 receptions (8.1 yards per reception) in his three seasons with the Vols...played in 11 games as a junior in 2017...finished with a career-high 778 yards and nine touchdowns on 189 rushes...tallied over 100 rushing yards in two games as a junior and averaged 70.7 rushing yards per game...added 299

yards receiving on 37 receptions, averaging 8.1 yards per catch... one-of-four players in the country to lead team in rushing yards and receptions...appeared in 12 games with one start as a sophomore in 2016...led all UT running backs with 630 yards rushing on 98 carries, averaging 6.4 yards per rush...added five touchdowns on the ground...caught six passes for 51 yards...played 10 games as a true freshman in 2015...carried the ball 40 times for 166 yards and one touchdown...contributed on special teams.

**PERSONAL:** Prepped at Oak Park High School in Oak Park, Mich., for coach Greg Carter...son of Lateasha Orsborne and John Kelly Sr...majored in Journalism and Electronic Media at Tennessee...recipient of Michael & Christy Coffey Athletic Scholarship Endowment.

## JOHN KELLY NFL STATISTICS



### REGULAR SEASON


Year	Team	G/S	No.	Receiving				Att.	Rushing			
				Yards	Avg.	Long	TD		Yards	Avg.	Long	TD
2018	Los Angeles Rams	0/0	0	0	0.0	0	0	0	0	0.0	0	0
<b>Totals</b>		<b>0/0</b>	<b>0</b>	<b>0</b>	<b>0.0</b>	<b>0</b>	<b>0</b>	<b>0</b>	<b>0</b>	<b>0.0</b>	<b>0</b>	<b>0</b>

## JOHN KELLY GAME-BY-GAME



### 2018 Los Angeles Rams

Game	W/L	P/S	Receiving				Rushing					
			No.	Yards	Avg.	Long	TD	Att.	Yards	Avg.	Long	TD
at Oak 9/10	W	0/0										
Ari 9/16	W	0/0										
LAC 9/23	W	0/0										
Min 9/27												
at Sea 10/7												
at Den 10/14												
at SF 10/21												
GB 10/28												
at NO 11/4												
Sea 11/11												
KC 11/19												
at Det 12/2												
at Chi 12/9												
Phi 12/16												
at Ari 12/23												
SF 12/30												
<b>Totals</b>	<b>3-0</b>	<b>0/0</b>	<b>0</b>	<b>0</b>	<b>0.0</b>	<b>0</b>	<b>0</b>	<b>0</b>	<b>0</b>	<b>0.0</b>	<b>0</b>	<b>0</b>



# 59 MICAH KISER

Linebacker // Virginia // Baltimore, Md.

Ht./Wt.: 6-0/244

NFL Exp.: Rookie

GP/GS: 3/0, (Playoffs): (0/0)

Birth Date: 1/25/1995

Acquired: D5A-2018 (No. 147)

**TRANSACTIONS:** Selected by the Rams in the fifth round (147th overall) of the 2018 NFL Draft (4/28/18).

**2018 SEASON: vs. Chargers (9/23):** Saw action on special teams...**vs. Arizona (9/16):** Saw significant action on special teams...recorded one special teams tackle...**at Oakland (9/10):** Made his NFL debut and saw action on special teams.

**COLLEGE:** Finished career ranked fifth all-time at Virginia with 411 career tackles...became just the second player in ACC history to lead the league in tackles in three straight seasons, joining Boston College's Luke Kuechly (2009-11)...[along with Quin Blanding (137) and Jordan Mack (114)] became one-of-two FBS programs (New Mexico State) and the only "Power 5" school to have a trio of players with at least 100 tackles in the same season...As a senior in 2017, named *Sporting News* All-American first-team, Walter Camp All-American second-team, *Football Writers Association of America* All-American second-team, *USA Today* All-American second-team, *Associated Press* All-American third-team, All-ACC first-team, Campbell Trophy Winner (Academic Heisman), Butkus Award Semifinalist, Jason Witten Collegiate Man of the Year Semifinalist, Lott IMPACT Trophy Finalist, Bobby Bowden Award Finalist...started all 13 of UVA's 2017 games...led the ACC in tackles for the third year in a row...his 145 tackles rank No. 2 all-time at UVA on the single-season list...as a junior in 2016, named FWAA All-America second-team, All-ACC first-team, Coaches All-ACC first-team, CoSIDA Academic All-American second-team, ESPN.com All-ACC team, *Associated Press* All-ACC first-team, semifinalist for the Butkus Award, semifinalist for the Lott IMPACT Trophy...started all 12 of UVA's games in 2016...led the ACC and

finished third in the nation with 11.2 tackles per game...his 134 tackles tied with Wali Rainer for fourth-most single-season tackles in Virginia's program history...as a sophomore in 2015, named College Sports Madness All-American third-team, All-ACC first-team, All-ACC Coaches second-team...started all 12 of UVA's games in 2015 as a sophomore...finished the regular season first in the ACC and 17th in the nation with 117 tackles...registered double-digit tackles in seven of UVA's 12 games...led UVA with 82 tackles on rushing plays...as a redshirt freshman in 2014, appeared in all 12 of Virginia's games...saw most of his time on special teams...finished season with 15 defensive tackles and a team-leading nine special teams tackles...made collegiate debut against No. 7 UCLA in the season opener.

**PERSONAL:** A linebacker and tight end at the Gilman School for Head Coach Biff Poggi...a three-year letterwinner and a three-time All-Maryland Interscholastic Athletic Association Conference honoree...two-time Maryland Consensus All-State first-team defense...two-time All-Metro first-team...was the 2012 All-Metro Defensive Player of the Year...Baltimore Sun's Defensive Co-Player of the Year...helped Gilman to a MIAA A Conference title defense...served as team captain as a senior and helped lead Gilman to a No. 19 ranking in the *USA Today* Super 25 high school team rankings...a 2011 MaxPreps Air Force Junior All-American second-team linebacker...also played lacrosse at Gilman in 2011...volunteered with Ronald McDonald House Charities and the Agape House... son of Michael and Donna Kiser...has a younger brother, Jordan.

## MICAH KISER NFL STATISTICS



### REGULAR SEASON

Year	Team	G/S	Tackles			Sacks	Yards	Int.	Interceptions			PD	Fumbles		
			Total	Solo	Asst.				Yards	Long	TD		FF	FR	Yards
2018	Los Angeles Rams	3/0	0	0	0	0.0	0.0	0	0	0	0	0	0	0	0
<b>Totals</b>		<b>3/0</b>	<b>0</b>	<b>0</b>	<b>0</b>	<b>0.0</b>	<b>0.0</b>	<b>0</b>	<b>0</b>	<b>0</b>	<b>0</b>	<b>0</b>	<b>0</b>	<b>0</b>	<b>0</b>

**Additional Career Statistics:** Special teams tackles: Rams 2018 (1).





# 18 COOPER KUPP

Wide Receiver // Eastern Washington // Yakima, Wash.

Ht./Wt.: 6-2/208

NFL Exp.: 2nd (2nd Rams)

GP/GS: 18/9, (Playoffs): (1/0)

Birth Date: 6/15/1993

Acquired: D3A-2017 (No. 69)

**TRANSACTIONS:** Selected by the Rams in the third round (69th overall) of the 2017 NFL Draft (4/29/17).

**PRO:** Started nine-of-18 games career played...led the Rams in receiving yards (869) and ranked second in receptions (62) in his first professional season...named to the PFWA All-Rookie team in 2017.

**2018 SEASON: vs. Chargers (9/23):** Tallied four catches for 71 yards and a touchdown...registered a long of 53 yards...crossed the 1,000-yard receiving mark for his career...added one rushing attempt...**vs. Arizona (9/16):** Notched six receptions for 63 yards...served as the holder on one successful field goal and PAT attempt...**at Oakland (9/10):** Started at wide receiver...hauled in five receptions for 52 yards and one touchdown.

**2017 SEASON:** Started in six-of-15 games and played in one postseason game...tallied 62 receptions for 869 yards and five touchdowns in regular season action...led the team in receiving yards...set the Rams rookie record for receptions...named to PFWA All-Rookie team...**Wild Card vs. Atlanta (1/6/18):** Saw action at wide receiver...tallied eight receptions for 69 yards and one touchdown...became the first Rams rookie in franchise history to catch eight passes in a postseason game... **at Tennessee (12/24):** Started at wide receiver...registered four receptions for 65 yards and one touchdown...**vs. Philadelphia (12/10):** Started at wide receiver...hauled in five receptions for a career-high 118 yards, including a career-long 64-yard reception and one touchdown...posted his second-career 100-plus yard game...**at Arizona (12/3):** Started at wide receiver...registered five receptions for 68 yards...**vs. New Orleans (11/26):** Saw action at wide receiver...recorded a career high in receptions (eight) for 116 receiving yards...first 100-plus yard game of his career...**at Minnesota (11/19):** Started at wide receiver...hauled in six receptions for 64 yards...**at New York Giants (11/5):** Made first career start at wide receiver...recorded three receptions for 54 yards...**vs. Arizona (10/22):** Saw action at wide receiver...hauled in four receptions for 51 yards and a touchdown...**at Dallas (10/1):** Saw action at wide receiver...had five receptions for 60 yards and a touchdown...**vs. Indianapolis (9/10):** Saw action at wide receiver and had four receptions for a game-high 76 yards and a touchdown.

**COLLEGE:** Kupp was a consensus FCS All-American for the four-straight seasons...earned first team All-America honors on

all eight 2016 teams announced, bringing his total of All-America honors won in four seasons to 30 (all first team, including nine in 2013, six in 2014, seven in 2015 and eight in 2016)...in addition, he earned 14 different national player of the year accolades in his career and was a three-time Academic All-America selection... in 2016, Kupp became the first wide receiver and just the fourth player overall in the 54-year history of the Big Sky Conference to earn first team All-Big Sky honors four seasons...in 2015, Kupp became only the second wide receiver in 42 years to capture the Big Sky Conference Offensive MVP Award, then became one of only 10 repeat winners in league history in 2016...also a two-time team co-captain, honored four times on the Big Sky Conference All-Academic team and was twice selected as an Academic All-Star by the FCS Athletic Director's Association...he was honored as Big Sky Conference Player of the Week six times in his career – four times on offense and twice on special teams... Kupp established 15 FCS, 11 Big Sky and 26 EWU records in his illustrious 52-game Eastern career (all as a starter), and added a collegiate all-division mark...his 6,464 yards, 428 receptions, 73 touchdown catches, 124.3 average yards per game and 1.40 average touchdowns per game were all FCS records.

**PERSONAL:** Attended Davis High School where he was a two-way All-State selection...earned first team 4A All-State honors as a defensive back and honorable mention accolades as a wide receiver from the Associated Press...finished his senior season with 60 receptions for 1,059 yards (17.7 per catch) and 18 touchdowns, and scored 22 total touchdowns to set a school record...married to the former Anna Croskrey...parents are Craig and Karin Kupp, who were both inducted into the Pacific Lutheran University Hall of Fame in 2003...his father was a fifth-round draft pick by the New York Giants in 1990 and played in 1991 for the Phoenix Cardinals and the Dallas Cowboys...his grandfather, Jake Kupp, was an offensive lineman for the University of Washington and was drafted by the Dallas Cowboys in the 1964 NFL draft and played from 1964-75 with stints with the Washington Redskins, New Orleans Saints and Atlanta Falcons...he was named to the NFL All-Rookie team and was inducted into the New Orleans Saints Hall of Fame in 1991...earned his bachelor's degree in economics. He and his wife, Anna, have one son.

# COOPER KUPP NFL STATISTICS



## REGULAR SEASON

Year	Team	G/S	No.	Receiving				TD	Att.	Rushing				TD
				Yards	Avg.	Long	Yards			Avg.	Long			
2017	Los Angeles Rams	15/6	62	869	14.0	64	5	0	0	0.0	0	0	0	
2018	Los Angeles Rams	3/3	15	186	12.4	53t	2	3	13	4.3	12	0	0	
<b>Totals</b>		<b>18/9</b>	<b>77</b>	<b>1,055</b>	<b>13.7</b>	<b>64</b>	<b>7</b>	<b>3</b>	<b>13</b>	<b>4.3</b>	<b>12</b>	<b>0</b>	<b>0</b>	

## POSTSEASON

Year	Team	G/S	No.	Receiving				TD	Att.	Rushing				TD
				Yards	Avg.	Long	Yards			Avg.	Long			
2017	Los Angeles Rams	1/0	8	69	8.6	15	1	0	0	0.0	0	0	0	
<b>Totals</b>		<b>1/0</b>	<b>8</b>	<b>69</b>	<b>8.6</b>	<b>15</b>	<b>1</b>	<b>0</b>	<b>0</b>	<b>0.0</b>	<b>0</b>	<b>0</b>	<b>0</b>	

# COOPER KUPP GAME-BY-GAME



### 2018 Los Angeles Rams

Game	W/L	P/S	Receiving				TD	Att.	Rushing				TD
			No.	Yards	Avg.	Long			Yards	Avg.	Long		
at Oak 9/10	W	1/1	5	52	10.4	12	1	2	10	8.0	12	0	0
Ari 9/16	W	1/1	6	63	10.5	29	0	0	0	0.0	0	0	0
LAC 9/23	W	1/1	4	71	17.8	53t	1	1	-3	-3.0	-3	0	0
Min 9/27													
at Sea 10/7													
at Den 10/14													
at SF 10/21													
GB 10/28													
at NO 11/4													
Sea 11/11													
KC 11/19													
at Det 12/2													
at Chi Phi 12/9													
Phi 12/16													
at Ari 12/23													
SF 12/30													
<b>Totals</b>	<b>3-0</b>	<b>3/3</b>	<b>15</b>	<b>186</b>	<b>12.4</b>	<b>53t</b>	<b>2</b>	<b>3</b>	<b>13</b>	<b>4.3</b>	<b>12</b>	<b>0</b>	<b>0</b>

### 2017 Los Angeles Rams

Game	W/L	P/S	Receiving				TD	Att.	Rushing				TD
			No.	Yards	Avg.	Long			Yards	Avg.	Long		
Ind 9/10	W	1/0	4	76	19.0	28	1	0	0	0.0	0	0	0
Was 9/17	L	1/0	3	33	11.0	17	0	0	0	0.0	0	0	0
at SF 9/21	W	1/0	2	17	17.0	13	0	0	0	0.0	0	0	0
at Dal 10/1	W	1/0	5	60	12.0	24	1	0	0	0.0	0	0	0
Sea 10/8	L	1/0	3	44	14.7	19	0	0	0	0.0	0	0	0
at Jax 10/15	W	1/0	2	35	17.5	22	0	0	0	0.0	0	0	0
Ari 10/22	W	1/0	4	51	12.8	18	1	0	0	0.0	0	0	0
at NYG 11/5	W	1/1	3	54	18.0	35	0	0	0	0.0	0	0	0
Hou 11/12	W	1/0	6	47	7.8	19	0	0	0	0.0	0	0	0
at Min 11/19	L	1/1	6	64	10.7	23	0	0	0	0.0	0	0	0
NO 11/26	W	1/0	8	116	14.5	53	0	0	0	0.0	0	0	0
at Ari 12/3	W	1/1	5	68	13.6	25	0	0	0	0.0	0	0	0
Phi 12/10	L	1/1	5	118	23.6	64	1	0	0	0.0	0	0	0
at Sea 12/17	W	1/1	2	21	10.5	15	0	0	0	0.0	0	0	0
at Ten 12/24	W	1/1	4	65	16.3	34	1	0	0	0.0	0	0	0
SF 12/31	L												
<b>Totals</b>	<b>11-5</b>	<b>15/6</b>	<b>62</b>	<b>869</b>	<b>14.0</b>	<b>64</b>	<b>5</b>	<b>0</b>	<b>0</b>	<b>0.0</b>	<b>0</b>	<b>0</b>	<b>0</b>

### 2017 Postseason

At 1/6/18	L	1/0	8	69	8.6	15	1	0	0	0.0	0	0	0
<b>Totals</b>	<b>0-1</b>	<b>1/0</b>	<b>8</b>	<b>69</b>	<b>8.6</b>	<b>15</b>	<b>1</b>	<b>0</b>	<b>0</b>	<b>0.0</b>	<b>0</b>	<b>0</b>	<b>0</b>







# 58 CORY LITTLETON

Linebacker // Washington // Spring Valley, Calif.

Ht./Wt.: 6-3/228

NFL Exp.: 3rd (3rd Rams)

GP/GS: 35/8, (Playoffs): (1/0)

Birth Date: 11/18/1993

Acquired: UDFA-2016

**TRANSACTIONS:** Signed with the Los Angeles Rams as an undrafted free agent (5/6/16).

**PRO:** Third-year pro, has played in all 35 regular season games since joining the team as an undrafted free agent in 2016... registered first-career sack and first-career interception in Week 16 win over the Titans to clinch the NFC West for the first time since 2003.

**2018 SEASON: vs. Chargers (9/23):** Recorded a team-leading 10 tackles (five solo), one pass deflection and a blocked punt, the third of his career...all three blocked punts have come since the beginning of the 2017 season...played all 52 defensive snaps...

**vs. Arizona (9/16):** Started at linebacker and saw action on special teams...tallied three solo tackles on defense...**at Oakland (9/10):** Started at linebacker and saw action on special teams... recorded a team-high 13 tackles (11 solo), one interception and one pass deflection.

**2017 SEASON:** Played in all 16 games with four starts and played in one postseason game...recorded 31 tackles (19 solo), one sack, three passes defended, one forced fumble and one interception...

**Wild Card vs. Atlanta (1/6/18):** Saw action at linebacker and on special teams...notched one special teams tackle...**vs. San Francisco (12/31):** Started at linebacker and saw action on special teams...totaled a career-high eight tackles (five solo)....**at Tennessee (12/24):** Started at linebacker for an injured LB Mark Barron and saw action on special teams...recorded a career-high seven tackles (three solo), including one for loss...also notched one pass defended, his first career interception and a sack...**at Seattle (12/17):** Saw action on defense and on special teams... collected four tackles (two solo), including one for loss...added two tackles on special teams...**vs. Philadelphia (12/10):** Started at outside linebacker...recorded four tackles (three solo) and one quarterback hit...added one tackle on special teams...**at New York Giants (11/5):** Saw action on defense and on special teams... collected two solo tackles and one pass defended...blocked a Brad Wing punt in the third quarter...his second blocked punt of the season...**vs. Arizona (10/22):** Saw action at outside linebacker and on special teams...registered his first career pass defended...

tallied three special teams tackles...**at Jaguars (10/16):** Saw action at outside linebacker and on special teams...collected two tackles...blocked a punt that was returned for a touchdown...**at San Francisco (9/21):** Saw action at linebacker and on special teams and registered one solo tackle...**vs. Indianapolis (9/10):** Saw action at linebacker and forced a fumble and added solo one tackle...also tallied one special teams tackle.

**2016 SEASON:** Played in all 16 games on defense and special teams...finished his rookie season with 13 tackles and nine special teams tackles...recipient of the Carroll Rosenbloom Memorial Award as the club's top rookie...**vs. Arizona (1/1):** Led the team with two special teams tackles...**at New England (12/4):** Notched a career-high six tackles (five solo)...added one special teams tackle...**at New Orleans (11/27):** Registered two tackles (one solo)...added one special teams tackle...**vs. Miami (11/20):** Played on defense and special teams...recorded his first career tackle...**vs. New York Giants (10/23):** Recorded a personal-best two special teams tackles.

**COLLEGE:** Played in 49 games...registered 178 career tackles (100 solo), 12.0 sacks, six passes defended, three forced fumble, and two fumble recoveries...in 2015, started all 13 games...garnered 65 tackles (39 solo), 6.0 sacks, and two passes defended...named honorable mention All-Pac-12...finished 10th in the Pac-12 in sacks (6.0)...in 2014, played in all 14 games with four starts...collected 37 tackles (22 solo), 1.0 sack, one forced fumble, and one fumble recovery...in 2013, started all 13 games at defensive end...made 62 tackles, 5.0 sacks, two passes defended, one forced fumble and one fumble recovery...in 2012, played in nine games, had 14 tackles (six solo) and one forced fumble.

**PERSONAL:** Attended Mount Miguel High School...named first-team All-CIF San Diego Section and first-team All-East County as both a junior and senior at defensive end...as a senior, helped Mount Miguel to an 8-2 record and a berth in the quarterfinals of the CIF San Diego Section Division IV playoffs...also played basketball.

## CORY LITTLETON NFL STATISTICS



### REGULAR SEASON

Year	Team	G/S	Tackles			Sacks	Yards	Int.	Interceptions			PD	Fumbles		
			Total	Solo	Asst.				Yards	Long	TD		FF	FR	Yards
2016	Los Angeles Rams	16/1	13	8	5	0.0	0.0	0	0	0	0	0	0	0	0
2017	Los Angeles Rams	16/4	31	19	12	1.0	6.0	1	2	0	0	3	1	0	0
2018	Los Angeles Rams	3/3	26	19	7	0.0	0.0	1	7	0	0	2	0	0	0
<b>Totals</b>		<b>35/8</b>	<b>70</b>	<b>46</b>	<b>24</b>	<b>1.0</b>	<b>6.0</b>	<b>2</b>	<b>9</b>	<b>0</b>	<b>0</b>	<b>5</b>	<b>1</b>	<b>0</b>	<b>0</b>

### POSTSEASON

Year	Team	G/S	Tackles			Sacks	Yards	Int.	Interceptions			PD	Fumbles		
			Total	Solo	Asst.				Yards	Long	TD		FF	FR	Yards
2017	Los Angeles Rams	1/0	0	0	0	0	0	0	0	0	0	0	0	0	0
<b>Totals</b>		<b>1/0</b>	<b>0</b>	<b>0</b>	<b>0</b>	<b>0</b>	<b>0</b>	<b>0</b>	<b>0</b>	<b>0</b>	<b>0</b>	<b>0</b>	<b>0</b>	<b>0</b>	<b>0</b>

**Additional Career Statistics:** Blocked Punt: 2018 (1), 2017 (2); Special Teams Tackles: 2017: (7); 2016: (9); Postseason (1).





# 96 MATT LONGACRE

OLB // NW Missouri St. // Omaha, Neb.

Ht./Wt.: 6-3/265

NFL Exp.: 4th (4th Rams)

GP/GS: 28/1, (Playoffs): (0/0)

Birth Date: 9/21/1991

Acquired: UDFA-2015

**TRANSACTIONS:** Signed with the Rams as an undrafted free agent (5/7/15)...signed from practice squad to active roster (11/6/15).

**PRO:** Fourth-year pro...collected 74 career tackles (35 solo)...played in 28 games with one start...set career highs in sacks in 2017 with 5.5.

**2018 SEASON: vs. Chargers (9/23):** Saw action at linebacker and on special teams...**vs. Arizona (9/16):** Saw action at linebacker and special teams...**at Oakland (9/10):** Saw action at linebacker and on special teams...notched one tackle and one quarterback hit.

**2017 SEASON:** Collected 27 tackles (16 solo), 5.5 sacks, one pass defended, one forced fumble and one fumble recovery...placed on injured/reserve (12/27/17)...**at Seattle (12/17):** Saw action at outside linebacker...recorded one tackle and combined with Michael Brockers for a sack...added one quarterback hit...**at Arizona (12/3):** Saw action at outside linebacker...registered two solo tackles, including one tackle for loss...added 1.0 sack and two quarterback hits...**vs. Houston (11/12):** Made first career start at outside linebacker...notched two tackles (one solo), two quarterback hits and one fumble recovery...**vs. Arizona (10/22):** Saw action at outside linebacker...recorded two solo tackles...tallied first career forced fumble...registered his then team-leading fourth sack of the season...**vs. Seattle (10/8):** Saw action at defensive end...collected three tackles (two solo), including one for a loss...tallied three quarterback hits and 1.0 sack, which resulted in a five yard loss...**at San Francisco (9/21):** Saw action at defensive end...registered three tackles (two solo), including one for loss...also notched 1.0 sack and one quarterback hit...**vs. Indianapolis (9/10):** Saw action at defensive end and recorded his first career sack...added one tackle for loss, one quarterback

hit and one pass defended.

**2016 SEASON:** Played in a then career-high six games, recording 18 tackles...**at New England (12/4):** Registered four tackles (two solo) and one quarterback pressure...**at Detroit (10/16):** Played on defense and special teams...compiled four tackles and one quarterback hit on the day...**at Arizona (10/2):** Recorded six tackles (three solo) and three quarterback pressures in his 2016 debut.

**2015 SEASON:** Served as a practice squad player before being promoted to the active roster in Week 9...declared inactive for four games (12/27, 12/17, 12/13, 11/15)...finished his rookie season with 28 tackles...**at San Francisco (1/3/16):** Recorded seven tackles (two solo) and three quarterback pressures...**vs. Arizona (12/6):** Recorded two assisted tackles, one quarterback pressure and one quarterback hit...**at Cincinnati (11/29):** Tallied four tackles (two solo), one quarterback pressure and one quarterback hit...**at Baltimore (11/22):** Posted a career-high 10 tackles (five solo) and two quarterback hits...**at Minnesota (11/08):** Made his NFL debut at defensive end and recorded five tackles (four solo).

**COLLEGE:** Named MIAA Defensive Player of the Year, AFCA All-America and All-MIAA First Team as a senior in 2014...earned MIAA Defensive Player of the Year as a junior as well...appeared in 11 games as a senior and had 37 tackles, 10.5 tackles for loss, 7.0 sacks, 17 quarterback hurries, four pass breakups and one forced fumble...as a junior, named Don Hansen co-Defensive Player of the Year and First Team All-America and AP Little First Team All-America...Honorary captain of the 2009 Lincoln Journal Star Super-State team as a high school senior...earned first-team all-state honors by the Omaha World-Herald and the Lincoln Journal Star...helped lead the Wildcats to a state title in 2008 and a runner-up finish in 2009...also wrestled at 215 pounds.


## MATT LONGACRE NFL STATISTICS



### REGULAR SEASON

Year	Team	G/S	Tackles			Sacks	Yards	Int.	Interceptions			PD	Fumbles		
			Total	Solo	Asst.				Yards	Long	TD		FF	FR	Yards
2015	St. Louis Rams	5/0	28	13	15	0.0	0.0	0	0	0	0	0	0	0	0
2016	Los Angeles Rams	6/0	18	6	12	0.0	0.0	0	0	0	0	0	0	0	0
2017	Los Angeles Rams	14/1	27	16	11	5.5	25.0	0	0	0	0	1	1	1	0
2018	Los Angeles Rams	3/0	1	0	1	0.0	0.0	0	0	0	0	0	0	0	0
<b>Total</b>		<b>28/1</b>	<b>74</b>	<b>35</b>	<b>39</b>	<b>5.5</b>	<b>25.0</b>	<b>0</b>	<b>0</b>	<b>0</b>	<b>0</b>	<b>1</b>	<b>1</b>	<b>1</b>	<b>0</b>





# 14 SEAN MANNION

Quarterback // Oregon St. // Pleasanton, Calif.

Ht./Wt.: 6-6/223  
 NFL Exp.: 4th (4th Rams)  
 GP/GS: 7/1, (Playoffs): (0/0)  
 Birth Date: 4/25/1992  
 Acquired: D3B-2015 (No. 89)

**TRANSACTIONS:** Selected by the Rams in the third round (89th overall) of the 2015 NFL Draft (5/1/15).

**PRO:** Played in seven games in his first three NFL seasons.

**2018 SEASON: vs. Chargers (9/23):** Did not play...**vs. Arizona (9/16):** Did not play...**at Oakland (9/10):** Did not play.

**2017 SEASON:** Played in five games with one start...completed 22-of-37 passes for 185 yards and no interceptions...**Wild Card vs. Atlanta (1/6/18):** Did not play...**vs. San Francisco (12/31):** Made his first career start at quarterback...completed 20-of-34 passes for 169 yards, no interceptions for a 71.8 passer rating...**at Seattle (12/17):** Saw action at quarterback...completed one pass for four yards...rushed for three yards...**vs. Indianapolis (9/10):** Saw action in the fourth quarter and completed a 12 yard pass to TE Derek Carrier.

**2016 SEASON:** Played in one game, completed three passes for 19 yards...**vs. Arizona (1/1):** Completed three passes, including a nine-yard pass to TE Lance Kendricks.

**2015 SEASON: at Cincinnati (11/29):** Completed six passes for 31 yards in his NFL debut at quarterback...declared inactive for 15 games.

**COLLEGE:** Finished his career with 13,600 passing yards which ranks 8th in NCAA Division I history...that mark set the Pac-12 record for career passing yards...owns 18 OSU passing records...set OSU career passing touchdown record with 83; also ranks 7th in Pac-12 history...his 64.6 career completion percentage broke the school record...finished career with 43 starts, tied for 8th in OSU history...earned Pac-12 All-Conference Honorable Mention (2013, 2014)...named Pac-12 Offensive player of the Week four times in his career...earned Pac-12 All-Academic Honorable Mention (2014, 2013, 2012)...finished the 2014 season

with 3,164 passing yards, the 10th-most prolific season in OSU history...won the 2014 Manning Passing Academy Air-It-Out Challenge...in 2013, tied for fourth in the nation for touchdowns passing (37), including a school record six against Colorado...second in the nation with 4,662 passing yards and passing yards per game (358.6)...set Pac-12 record with 4,662 passing yards in a season...finished tied for third in Pac-12 single season history and set OSU record with 37 touchdown passes...set OSU single season records with 400 completions and 603 pass attempts...named a Freshman All-American in 2011 by the Football Writers Association of America...set Oregon State record for attempts (66) in a single game...finished the season with 16 touchdown passes and one rushing...ended the season with 11 straight games of 200-plus yards passing, a feat matched only by Anderson (13 times in 2003) in the last decade...redshirted in 2010.

**PERSONAL:** Three-year starter and letterwinner in football at Foothill High School...finished high school career as the career passing leader at Foothill...Rivals four-star athlete and rated the 14th-best pro style quarterback in the nation...threw for 3,521 yards and 27 touchdowns as a senior – added three scores on the ground...set a Northern California prep record with 581 yards passing and five touchdowns in a game...led Foothill to the Northern California CIF playoffs...honorable mention All-East Bay and All-Metro as a junior...earned two letters as a pitcher for the baseball team and one letter as a center for the basketball team...born in San Jose, Calif...son of John and Inga Mannion...John is the head football coach at Silverton (Ore.) High School, accepted the position in the spring of 2010...graduated in December 2014 with a degree in liberal studies...pursuing a Master's degree in interdisciplinary studies with options in sociology, political science and history.

## SEAN MANNION NFL STATISTICS



### REGULAR SEASON

#### Passing

Year	Team	G/S	Att.	Comp.	Pct.	Yards	Yds/Att.	TD	Int.	Long	Sack-Yards	Rating
2015	St. Louis Rams	1/0	7	6	85.7	31	4.4	0	0	11	0-0	85.1
2016	Los Angeles Rams	1/0	6	3	50.0	19	3.2	0	1	9	0-0	17.4
2017	Los Angeles Rams	7/1	37	22	59.5	185	5.0	0	0	50	3-20	72.5
2018	Los Angeles Rams	0/0	0	0	0.0	0	0.0	0	0	0	0-0	0.0
<b>Totals</b>		<b>7/1</b>	<b>50</b>	<b>31</b>	<b>62.0</b>	<b>235</b>	<b>4.7</b>	<b>0</b>	<b>1</b>	<b>50</b>	<b>3-20</b>	<b>65.0</b>

### POSTSEASON

#### Passing

Year	Team	G/S	Att.	Comp.	Pct.	Yards	Yds/Att.	TD	Int.	Long	Sack-Yards	Rating
2017	Los Angeles Rams	0/0	0	0	0.0	0	0.0	0	0	0	0-0	0.0
<b>Totals</b>		<b>0/0</b>	<b>0</b>	<b>0</b>	<b>0.0</b>	<b>0</b>	<b>0.0</b>	<b>0</b>	<b>0</b>	<b>0</b>	<b>0-0</b>	<b>0.0</b>

# SEAN MANNION GAME-BY-GAME



## 2018 Los Angeles Rams

Game	W/L	P/S	Att.	Comp.	Pct.	Yards	Yards/Att.	TD	Int.	Long	Sack-Yards	Rtg.
at Oak 9/10	W	0/0				Did not play						
Ari 9/16	W	0/0				Did not play						
LAC 9/23	W	0/0				Did not play						
Min 9/27												
at Sea 10/7												
at Den10/14												
at SF 10/21												
GB 10/28												
at NO 11/4												
Sea 11/11												
KC 11/19												
at Det 12/2												
at Chi 12/9												
Phi 12/16												
at Ari 12/23												
SF 12/30												
<b>Totals</b>	<b>3-0</b>	<b>0/0</b>	<b>0</b>	<b>0</b>	<b>0.0</b>	<b>0</b>	<b>0</b>	<b>0</b>	<b>0</b>	<b>0</b>	<b>0-0</b>	<b>00.0</b>

## 2016 Los Angeles Rams

Game	W/L	P/S	Att.	Comp.	Pct.	Yards	Yards/Att.	TD	Int.	Long	Sack-Yards	Rtg.
at SF 9/12	L	0/0				Did not play						
Sea 9/18	W	0/0				Inactive						
at TB 9/25	W	0/0				Inactive						
at Ari 10/2	W	0/0				Inactive						
Buf 10/9	L	0/0				Inactive						
at Det 10/16	L	0/0				Inactive						
NYG 10/23	L	0/0				Inactive						
Car 11/6	L	0/0				Inactive						
at NYJ 11/13	W	0/0				Inactive						
Mia 11/20	L	0/0				Inactive						
at NO 11/27	L	0/0				Inactive						
at NE 12/4	L	0/0				Inactive						
Atl 12/11	L	0/0				Inactive						
at Sea 12/15	L	0/0				Inactive						
SF 12/24	L	0/0				Did not play						
Ari 1/1/17	L	1/0	6	3	50.0	19	3.2	0	1	9	0-0	17.4
<b>Totals</b>	<b>4-12</b>	<b>1/0</b>	<b>6</b>	<b>3</b>	<b>50.0</b>	<b>19</b>	<b>3.2</b>	<b>0</b>	<b>1</b>	<b>9</b>	<b>0-0</b>	<b>17.4</b>

## 2017 Los Angeles Rams

Game	W/L	P/S	Att.	Comp.	Pct.	Yards	Yards/Att.	TD	Int.	Long	Sack-Yards	Rtg.
Ind 9/10	W	1/0	1	1	100.0	12	12.0	0	0	12	0-0	116.7
Was 9/17	L	0/0				Did not play						
at SF 9/21	W	0/0				Did not play						
at Dal 10/1	W	0/0				Did not play						
Sea 10/8	L	0/0				Did not play						
at Jax 10/15	W	0/0				Did not play						
Ari 10/22	W	1/0	0	0	0.0	0	0.0	0	0	0	0-0	0.0
at NYG 11/5	W	1/0	0	0	0.0	0	0.0	0	0	0	0-0	0.0
Hou 11/12	W	0/0				Did not play						
at Min 11/19	L	0/0				Did not play						
NO 11/26	W	0/0				Did not play						
at Ari 12/3	W	0/0				Did not play						
Phi 12/10	L	0/0				Did not play						
at Sea 12/17	W	1/0	2	1	50.0	4	2.0	0	0	4	0-0	56.3
at Ten 12/24	W	0/0				Did not play						
SF 12/31	L	1/1	34	20	58.8	169	4.97	0	0	50	3-20	71.8
<b>Totals</b>	<b>11-5</b>	<b>3/1</b>	<b>37</b>	<b>22</b>	<b>59.5</b>	<b>185</b>	<b>5.00</b>	<b>0</b>	<b>0</b>	<b>50</b>	<b>3-20</b>	<b>72.5</b>

## 2017 Postseason

ATL 1/6/18	L	0/0				Did not play						
<b>Totals</b>	<b>0-1</b>	<b>0/0</b>	<b>0</b>	<b>0</b>	<b>0.0</b>	<b>0</b>	<b>0.0</b>	<b>0</b>	<b>0</b>	<b>0</b>	<b>0-0</b>	<b>0.0</b>

## 2015 St. Louis Rams

Game	W/L	P/S	Att.	Comp.	Pct.	Yards	Yards/Att.	TD	Int.	Long	Sack-Yards	Rtg.
Sea 9/13	W					Inactive						
at Was 9/20	L					Inactive						
Pit 9/27	L					Inactive						
at Ari 10/4	W					Inactive						
at GB 10/11	L					Inactive						
Cle 10/25	W					Inactive						
SF 11/1	W					Inactive						
at Min 11/8	L					Inactive						
Chi 11/15	L					Inactive						
at Bal 11/22	L					Inactive						
at Cin 11/29	L	1/0	7	6	85.7	31	4.4	0	0	11	0-0	85.1
Ari 12/6	L					Inactive						
Det 12/13	W					Inactive						
TB 12/17	W					Inactive						
at Sea 12/27	W					Inactive						
at SF 1/3	L					Inactive						
<b>Totals</b>	<b>7-9</b>	<b>1/0</b>	<b>7</b>	<b>6</b>	<b>85.7</b>	<b>31</b>	<b>4.4</b>	<b>0</b>	<b>0</b>	<b>11</b>	<b>0-0</b>	<b>85.1</b>

# 44 JAKE McQUAIDE

Long Snapper // Ohio St. // Cincinnati, Ohio

Ht./Wt.: 6-2/235

NFL Exp.: 8th (8th Rams)

GP/GS: 115/0, (Playoffs): (1/0)

Birth Date: 12/7/1987

Acquired: UDFA-2011

**TRANSACTIONS:** Signed with the Rams (7/27/11)...signed a four-year contract extension in July 2013 to extend his contract into 2017...signed a contact extension in the 2018 offseason.

**PRO:** Eighth-year pro has played in all 115 games of his career...tallied 1,058 clean snaps through first eight seasons...has made 10 tackles on special teams...received Pro Bowl honors in 2016 and 2017.

**2018 SEASON:** ...vs. **Chargers (9/23):** Recorded seven clean snaps...vs. **Arizona (9/16):** Saw action at long snapper and tallied four clean snaps...at **Oakland (9/10):** Saw action at long snapper and recorded 10 clean snaps...added one special teams tackle.

**2017 SEASON:** Recorded 151 consecutive clean snaps...had one special teams tackle...named to his second-consecutive Pro Bowl...**Wild Card vs. Atlanta (1/6/18):** Saw action at long snapper...recorded eight clean snaps...at **Dallas (10/1):** Saw action at long snapper...recorded 13 clean snaps...vs. **Washington (9/17):** Saw action at long snapper...tallied eight clean snaps...notched one special teams tackle...vs. **Indianapolis (9/10):** Saw action at long snapper and recorded 13 clean snaps.

**2016 SEASON:** Became the first long-snapper in franchise history to make the Pro Bowl...played in all 16 games...tallied 146 clean snaps...vs. **San Francisco (12/24):** Tallied 11 clean snaps...vs. **Miami (11/20):** Notched 11 clean snaps...at **Arizona (10/2):** Compiled 10 clean snaps in addition to his first special teams tackle of the season.

**2015 SEASON:** Played in all 16 games...posted 157 snaps on the season, tallying a season-high 13 snaps and one special teams tackle...at **San Francisco (1/3/16):** Recorded 11 snaps...at **Seattle (12/27):** Posted 10 clean snaps...vs. **Tampa Bay (12/17):** Recorded nine clean snaps for the third consecutive week...at **Cincinnati (11/29):** Recorded six snaps and one special teams tackle...at **Baltimore (11/22):** Posted 11 snaps...at **Minnesota (11/08):** Tallied 13 snaps...vs. **San Francisco (11/01):** Recorded 12 snaps...vs. **Cleveland (10/25):** Tallied 11 snaps...at **Green Bay (10/11):** Posted 9 clean snaps...at **Arizona (10/4):** Recorded 11 clean snaps...vs. **Pittsburgh (9/27):** Registered six clean snaps...at **Washington (9/20):** Notched 12 clean snaps...vs. **Seattle (9/13):** Recorded nine snaps.

**2014 SEASON:** Registered 145 clean snaps...vs. **Arizona (12/11):** Tallied 10 clean snaps...vs. **Oakland (11/30):** Notched a career-high 14 clean snaps...vs. **Denver (11/16):** Recorded 12 clean snaps.

**2013 SEASON:** Played in 16 games...notched 141 clean snaps...vs. **San Francisco (9/26):** Recorded a then career-high 13 clean snaps...vs. **Jacksonville (10/6):** Registered 13 clean snaps for the second consecutive week...at **Indianapolis (11/10):** Recorded 11 clean snaps.

**2012 SEASON:** Recorded 139 consecutive clean snaps...had four special teams tackles...at **Buffalo (12/9):** Tallied eight clean snaps...recorded one tackle on special teams...vs. **San Francisco (12/2):** Registered 12 clean snaps...at **Arizona (11/25):** Tallied 12 clean snaps.

**2011 SEASON:** Recorded 150 consecutive clean snaps...notched two special teams tackles...vs. **Cincinnati (12/18):** Tallied 11 clean snaps...added one special teams tackle...at **San Francisco (12/4):** Recorded eight clean snaps...made one



special teams tackle...vs. **Arizona (11/27):** Recorded 12 clean snaps...vs. **New Orleans (10/30):** Tallied 12 clean snaps...vs. **Seattle (11/20):** Made 11 clean snaps.

**COLLEGE:** Originally a walk on at Ohio State...handled long-snapping duties for three years...Special Teams Player of the Week vs. Purdue...received his bachelor's degree in December...academic all-Big Ten...John Galbreath award for academic excellence...NFF Hampshire Honor Society...EE All Star Game as a senior...won Top Ten Tenacious three times as a junior...earned a scholarship beginning in the autumn quarter of his junior year...rotated with Dimitrios Makridis and Jackson Haas on long and short snaps for the Big Ten champions during his freshman year...redshirted as a freshman.

**PERSONAL:** Name pronounced "Mc-KWAYD"...tight end who had 10 catches for 125 yards as a senior at Elder High in Cincinnati...had no unplayable snaps as a junior or senior...earned the Mr. ZIP award for basketball at Elder...National Honor Society...Student Council communications officer...son of Bev and Kevin McQuaide...has two sisters, Maureen and Katie...married Abby on March 17, 2012, and they have a daughter, Quinn, and a son, JJ...2008-09 Big Ten all-academic...an aeronautical and astronautical engineering major...participated in many community events, including Make-A-Wish Celebrity Server dinner, Taste of the NFL, Love Your Melon Distribution event at Mercy, 6th Annual Playground Build at Marygrove and the All-Community Team Ticket program - 4th Down Fan Club.

## McQuaide's Career Snap Statistics:

Year	Teams	Snaps
2018	Los Angeles Rams	21
2017	Los Angeles Rams	151
	<i>Postseason</i>	8
2016	Los Angeles Rams	146
2015	St. Louis Rams	157
2014	St. Louis Rams	145
2013	St. Louis Rams	141
2012	St. Louis Rams	139
2011	St. Louis Rams	150
<b>Totals</b>		<b>1,058</b>
	<i>Postseason</i>	<b>8</b>





# 82 JOHNNY MUNDT

Tight End // Oregon // Modesto, Calif.

Ht./Wt.: 6-4/233

NFL Exp.: 2nd (2nd Rams)

GP/GS: 5/0, (Playoffs): (0/0)

Birth Date: 11/23/1994

Acquired: UDFA-2017

**TRANSACTIONS:** Signed a futures contract with the Rams (1/8/18)...signed to Rams practice squad (11/24/18)...released (11/21/17)...signed to active roster from practice squad (11/11/17)...signed to the Rams Practice Squad (9/5/17)...released by the Rams (9/3/17)...signed by the Rams as an undrafted free agent (5/2/17).

**PRO:** First-year pro has played in five regular season games.

**2018 SEASON: vs. Chargers (9/23):** Saw action at tight end and on special teams...**vs. Arizona (9/16):** Saw action on special teams...**at Oakland (9/10):** Saw action at tight end and on special teams.

**2017 SEASON:** Spent Weeks 1-9 on the Rams practice squad before being signed to the active roster for a Week 10 home win over Houston (11/12/17) and a Week 11 road loss to Minnesota (11/19/17)...did not record any stats.

**COLLEGE:** Earned Pac-12 All-Conference Honorable Mention and Dudley Randolph Clarke Memorial Award for the team's most improved player in 2016...started the last six games of the season but saw action in eight games...ended the season with 23 receptions for 334 yards and four touchdowns...was on the John Mackey Award Watch List (Nation's Top Tight End) in 2015...

earned a starting nod against Washington State while coming off the bench in each of the remaining 12 outings to contribute to a formidable tandem at the position...completed the year catching five passes for 39 yards and one touchdown in addition to improving his prowess as an effective blocker at the line of scrimmage... in 2914, started strong yet injuries derailed his momentum until the latter part of the year ...stepped onto the field for 13 of 15 games... in 2013, started five of his appearances...finished the year with 16 catches for 281 yards and three scores...earned John Mackey Tight End of the Week national honors for his effort in his starting debut...recipient of program's Len Casanova Award as the team's first-year player who exemplified the ideals and inspiration of the program's former head football coach and athletics director.

**PERSONAL:** The two-time first-team MaxPrep Division IV all-state tight end helped the Central Catholic Raiders to the IV state championship his senior year and a 14-2 mark under Head Coach Roger Canepa... the Scout.com four-star choice and Western Athletic League MVP was listed 10th among the nation's tight end prospects by ESPN.com...caught 33 passes for 625 yards and eight touchdowns in 2012...also recorded 80 tackles and 15.5 quarterback sacks as a linebacker his final year to be named to the Cal-Hi Sports all-state first team on defense.

## JOHNNY MUNDT NFL STATISTICS



### REGULAR SEASON

Year	Team	G/S	Receiving					Rushing				
			No.	Yards	Avg.	Long	TD	Att.	Yards	Avg.	Long	TD
2017	Los Angeles Rams	2/0	0	0	0.0	0	0	0	0	0.0	0	0
2018	Los Angeles Rams	3/0	0	0	0.0	0	0	0	0	0.0	0	0
<b>Totals</b>		<b>5/0</b>	<b>0</b>	<b>0</b>	<b>0.0</b>	<b>0</b>	<b>0</b>	<b>0</b>	<b>0</b>	<b>0.0</b>	<b>0</b>	<b>0</b>

## JOHNNY MUNDT GAME-BY-GAME



### 2018 Los Angeles Rams

Game	W/L	P/S	Receiving					Rushing				
			No.	Yards	Avg.	Long	TD	Att.	Yards	Avg.	Long	TD
at Oak 9/10	W	1/0	0	0	0.0	0	0	0	0.0	0	0	
Ari 9/16	W	1/0	0	0	0.0	0	0	0	0.0	0	0	
LAC 9/23	W	1/0	0	0	0.0	0	0	0	0.0	0	0	
Min 9/27												
at Sea 10/7												
at Den 10/14												
at SF 10/21												
GB 10/28												
at NO 11/4												
Sea 11/11												
KC 11/19												
at Det 12/2												
at Chi Phi 12/9												
Phi 12/16												
at Ari 12/23												
SF 12/30												
<b>Totals</b>	<b>3-0</b>	<b>3/0</b>	<b>0</b>	<b>0</b>	<b>0.0</b>	<b>0</b>	<b>0</b>	<b>0</b>	<b>0.0</b>	<b>0</b>	<b>0</b>	



# 19 JOJO NATSON

Wide Receiver // Akron // Fort Lauderdale, Fla.

Ht./Wt.: 5-7/153

NFL Exp.: 2nd (1st Rams)

GP/GS: 9/0, (Playoffs): (0/0)

Birth Date: 2/1/1994

Acquired: UDFA-2018

**TRANSACTIONS:** Signed with the Rams as a free agent (9/13/18)...waived by the Rams (8/31/18)...signed by the Rams as a free agent (7/24/18)...joined Jets (11/11/17)...signed with the Colts as an undrafted free agent (5/4/17).

**PRO:** Played first game as a Ram on Sept. 16 against the Cardinals...played in seven regular season games for the New York Jets as a rookie in 2017.

**2018 SEASON: vs. Chargers (9/23):** Returned two punts for eight yards and one kickoff for a season-high 24 yards...left the game in third quarter with a hand injury and did not return...**vs.**

**Arizona (9/16):** Made Rams debut...returned six punts for 133 yards...tallied a 60-yard punt return, a new personal best...and an average of 22.2 yards per return...brought back one kickoff for 22 yards.

**2017 SEASON: At Chargers (12/24):** Returned seven punts for 30 yards...tallied 16 kickoff returns for a total of 325 yards, averaging 20.3 yards per return...**at New Orleans (12/17):** Caught two passes for 18 yards...rushed the ball once for 15 yards...brought back five kick returns for 106 yards...**vs. Carolina (11/26):** Returned 16 punts for 38 yards with a long of 17 yards...had a long kick return for 32 yards.

**COLLEGE:** As a redshirt senior in 2016, was named team captain...earned first team All-Mid-American Conference at punt return...second team All-MAC honors...earned both team offensive MVP and Special Teams Player of the Year...started in 11-of-12 games...ranked second in the nation for punt return touchdowns with two...ranked second in the nation for punt returns average (16.3 yards)...led team in scoring with 72 points on 12 touchdowns...transferred from Utah State where he was tied for first all-time in Mountain West history with four punt return touchdowns...ranked third all-time at Utah with averaging 11.5 yards per punt return...tallied 127 career receptions putting him at 11th all-time in school history...totaled 1,031 reception yards placing him as the 32nd player in school history to exceed 1,000 career receiving yards...as a junior, started 10-of-13 games at wide receiver...totaled 51 receptions for 504 yards, which ranked second on the team...earned honorable mention All-Mountain West as a punt returner as a sophomore in 2013...totaled 59 receptions for 395 yards...played in 12 games his freshman year.

**PERSONAL:** Formal name is Bruce Natson, Jr....nickname is JoJo...son of Lakeltha and Bruce Natson, Sr....has a brother Branden and a sister Britney...majored in organizational supervision...earned his bachelors degree in 2016.

# JOJO NATSON NFL STATISTICS



## REGULAR SEASON

Year	Team	G/S	Receiving					TD	Att.	Rushing			TD
			No.	Yards	Avg.	Long	Yards			Avg.	Long		
2017	New York Jets	7/0	2	18	9.0	19	0	1	15	15.0	15	0	
2018	Los Angeles Rams	2/0	0	0	0.0	0	0	0	0	0.0	0	0	
<b>Totals</b>		<b>9/0</b>	<b>2</b>	<b>18</b>	<b>9.0</b>	<b>19</b>	<b>0</b>	<b>1</b>	<b>15</b>	<b>15.0</b>	<b>15</b>	<b>0</b>	

Year	Team	G/S	Punt Returns					TD	Att.	Kickoff Returns			TD
			No.	Yards	Avg.	Long	Yards			Avg.	Long		
2017	New York Jets	7/0	16	38	2.4	17	0	16	325	20.3	32	0	
2018	Los Angeles Rams	2/0	8	141	17.6	60	0	2	46	23.0	24	0	
<b>Totals</b>		<b>9/0</b>	<b>24</b>	<b>179</b>	<b>7.5</b>	<b>60</b>	<b>0</b>	<b>18</b>	<b>371</b>	<b>20.6</b>	<b>32</b>	<b>0</b>	

### Regular Season Single Game Career Highs:

Kickoff Return Yards – 106, at New Orleans (12/17/17)

Kickoff Return Long – 32, vs. Carolina (11/26/17)

Punt Return Yards – 133, vs. Arizona Cardinals (9/16/18)

Punt Return Long – 60, vs. Arizona Cardinals (9/16/18)

# JOJO NATSON GAME-BY-GAME




## 2018 Los Angeles Rams

Game	W/L	G/S	Receiving					TD	PR	Rushing				PR	Returns				TD				
			No.	Yards	Avg.	Long	Yards			Avg.	Long	Yards	Long		Yards	Long	Yards	Avg.		Long	TD		
at Oak 9/10	W	0/0																					
Ari 9/16	W	1/0	0	0	0.0	0	0	0	0	0	0.0	0	0	6	0	133	60	0	1	22	22.0	22	0
LAC 9/23	W	1/0	0	0	0.0	0	0	0	0	0.0	0	0	2	0	8	7	0	1	24	24.0	24	0	
Min 9/27																							
at Sea 10/7																							
at Den 10/14																							
at SF 10/21																							
GB 10/28																							
at NO 11/04																							
Sea 11/11																							
KC 11/19																							
at Det 12/2																							
at Chi 12/9																							
Phi 12/16																							
at Ari 12/23																							
SF 12/30																							
<b>Totals</b>	<b>3-0</b>	<b>2/0</b>	<b>0</b>	<b>0</b>	<b>0.0</b>	<b>0</b>	<b>0</b>	<b>0</b>	<b>0</b>	<b>0.0</b>	<b>0</b>	<b>0</b>	<b>8</b>	<b>0</b>	<b>141</b>	<b>67</b>	<b>0</b>	<b>2</b>	<b>46</b>	<b>23.0</b>	<b>24</b>	<b>0</b>	

## 2017 Los Angeles Rams

Game	W/L	G/S	Receiving					TD	PR	Rushing				PR	Returns				TD			
			No.	Yards	Avg.	Long	Yards			Avg.	Long	Yards	Long		Yards	Long	Yards	Avg.		Long	TD	
at TB 11/12	L	1/0	0	0	0.0	0	0	0	0	0.0	0	0	1	1	-2	-2	0	3	54	18.0	24	0
Car 11/26	L	1/0	1	-1	-1.0	-1	0	0	0	0.0	0	0	4	0	7	17	0	2	52	26.0	32	0
KC 12/3	W	1/0	0	0	0.0	0	0	0	0	0.0	0	0	0	2	0	0	0	2	42	21.0	23	0
at Den 12/10	L	1/0	0	0	0.0	0	0	0	0	0.0	0	0	1	1	-1	0	0	1	27	27.0	27	0
at NO 12/17	L	1/0	1	19	19.0	19	0	1	15	15.0	15	0	1	2	0	0	0	5	106	21.2	24	0
LAC 12/24	L	1/0	0	0	0.0	0	0	0	0	0.0	0	0	7	0	30	11	0	0	0	0.0	0	0
at NE 12/31	L	1/0	0	0	0.0	0	0	0	0	0.0	0	0	2	2	4	5	0	3	44	14.7	23	0
<b>Totals</b>	<b>1-7</b>	<b>7/0</b>	<b>2</b>	<b>18</b>	<b>9.0</b>	<b>19</b>	<b>0</b>	<b>1</b>	<b>15</b>	<b>15.0</b>	<b>15</b>	<b>0</b>	<b>16</b>	<b>8</b>	<b>38</b>	<b>17</b>	<b>0</b>	<b>16</b>	<b>325</b>	<b>20.3</b>	<b>32</b>	<b>0</b>



# 70 JOSEPH NOTEBOOM

Tackle // TCU // Plano, Texas

Ht./Wt.: 6-5/321

NFL Exp.: Rookie

GP/GS: 3/0, (Playoffs): (0/0)

Birth Date: 6/19/1995

Acquired: D3-2018 (No. 89)

**TRANSACTIONS:** Selected by the Rams in the third round (89th overall) of the 2018 NFL Draft (4/27/18).

**2018 SEASON: vs. Chargers (9/23):** Appeared in three offensive plays and six special teams plays...left the game with a leg injury in the second quarter and did not return...**vs. Arizona (9/16):** Played in two plays for special teams...**at Oakland (9/10):** Made his NFL debut...appeared in nine special teams plays.

**COLLEGE:** Received Honorable Mention All-Big 12 as a senior in 2017...started all 14 games at left tackle in his final year at TCU...closed his career with 40 consecutive starts, representing every game over his final three seasons...became a four-time Academic All-Big 12 honoree with his first-team recognition...selected to play in the Reese's Senior Bowl and invited to the NFL Combine...started all 13 games at left tackle as a junior in 2016...named second-team Academic All-Big 12...as a sophomore in 2015, started all 13 games for the Frogs on the offensive line...received second team All-Academic Big 12 honors...part of offensive line

that allowed TCU to produce a 1,000-yard rusher and 1,000-yard receiver in the same season for just the second time in program history...played in all 13 games as a redshirt freshman in 2014...named first-team Academic All-Big 12...redshirted in his first season on campus in 2013.

**PERSONAL:** Attended Plano High School where he was a first-team District 10-5A selection as a senior...named to the *Associated Press* Class 5A honorable mention all-state as a senior.

#### Noteboom's Career Games/Starts:

Year	Teams	GP/GS
2018	Los Angeles Rams	3/0
<b>Totals</b>		<b>3/0</b>

# 22 MARCUS PETERS

Cornerback // Washington // Oakland, Calif.

Ht./Wt.: 6-0/195

NFL Exp.: 4th (1st Rams)

GP/GS: 48/48, (Playoffs): (4/4)

Birth Date: 1/9/1993

Acquired: T(KC)-2018

**TRANSACTIONS:** Traded to the Rams (3/14/18)...signed by Kansas City as a first-round draft choice No. 18 overall (5/15/15).

**PRO:** Fourth-year cornerback has started all 48 games played...selected No. 18 overall by the Kansas City Chiefs in the 2015 NFL Draft...posted 20 interceptions in his four-year career, the most in the NFL since entering in 2015...recorded 530 interception return yards, the most in the NFL since the start of the 2015 season...tallied 56 passes defended, forced six fumbles and recovered five fumbles...named to the Pro Bowl following the 2015 and 2016 campaigns...a first-team All-Pro selection in 2016...a second-team All-Pro selection as a rookie in 2015...named NFL Defensive Rookie of the Year in 2015.

**2018 SEASON:** **vs. Chargers (9/23):** Appeared in 15 defensive plays...**vs. Arizona (9/16):** Had one tackle...**at Oakland (9/10):** Recorded one interception and returned it 50 yards for a touchdown...tallied three total tackles (one solo).

**2017 SEASON:** Peters started all 14 games played in his third season in the NFL...named AFC defensive player of the week for the second time in his career following another two interception performance against the Chargers in Week 15...**at New England (9/7):** Recorded two tackles (one solo)...**vs. Philadelphia (9/17):** Tallied four solo tackles...**at Los Angeles Chargers (9/24):** Recorded his first interception of the season and returned it 38 yards...added three solo tackles, including one tackle for loss...**vs. Washington (10/2):** Posted four solo tackles...**at Houston (10/8):** Posted two solo tackles...**vs. Pittsburgh (10/15):** Intercepted one pass and returned it 16 yards...posted two passes defended...finished with three solo tackles...**at Oakland (10/19):** Tallied two solo tackles...**vs. Denver (10/30):** Recorded his third interception of the season and returned it nine yards...forced one fumble...recovered one fumble and returned it 45 yards...added one pass defended...tallied two solo tackles...**at Dallas (11/5):** Registered three solo tackles...**at New York Giants (11/19):** Tallied five total tackles (two solo)...**vs. Buffalo (11/26):** Posted six solo tackles...**at New York Jets (12/3):** Recorded five total tackles...added one tackle for loss...**vs. Oakland (12/10):** Suspended by team...**vs. Los Angeles Chargers (12/16):** Earned AFC Defensive Player of the Week Honors...intercepted Chargers QB Philip Rivers twice, returning the interceptions 74 total yards, including a 62-yard long...posted three solo tackles...tallied three passes defended...forced one fumble...**vs. Miami (12/24):** Recorded two solo tackles...added one pass defended...forced one fumble...recovered one fumble...**at Denver (12/31):** Inactive.

**2016 SEASON:** Earned First-Team All-Pro Honors...named to second-consecutive Pro Bowl...**vs. San Diego (9/11):** Posted three solo tackles...added one pass defended...**at Houston (9/18):** Snared two interceptions and returned them a combined 47 yards, including a 28-yard long return...posted four passes defended...added seven tackles (two solo)...**vs. New York Jets (9/25):** Posted two interceptions for a second-straight week...added two passes defended...tallied one solo tackle...**at Pittsburgh (10/2):** Finished with four tackles (three solo)...**at Oakland (10/16):** Recorded fifth interception of the season...added two tackles (one solo)...tallied one pass defended...**vs. New Orleans (10/23):** Recovered one fumble and returned it 21 yards...totaled three tackles, all solo...**at Indianapolis (10/30):** Recorded one solo tackle...

tallied two passes defended...**vs. Jacksonville (11/6):** Posted seven solo tackles...recovered one fumble...**at Carolina (11/13):** Registered six tackles (five solo)...tallied four passes defended...forced and recovered one fumble...recovered the fumble 10 yards...



**vs. Tampa Bay (11/20):** Inactive...**at Denver (11/27):** Posted two tackles (one solo)...**at Atlanta (12/4):** Posted one solo tackle...registered one pass defended...**vs. Oakland (12/8):** Recorded two solo stops...**vs. Tennessee (12/18):** Posted two tackles...**vs. Denver (12/25):** Made one tackle...recovered one pass defended...**at San Diego (1/1/17):** Grabbed sixth interception of the season, returned it 16 yards...recorded three tackles (two solo)...recorded two passes defended.

**2015 SEASON:** Named AP Defensive Rookie of the Year following the 2015 season...earned his first trip to the Pro Bowl...named to the Pro Football Writer's Association All-Rookie Team...**vs. Houston (9/13):** On his first career play from scrimmage, intercepted Texans QB Brian Hoyer...tallied three passes defended...added seven tackles (five solo)...**vs. Denver (9/17):** Intercepted Broncos QB Peyton Manning at Arrowhead Stadium for a 55-yard return for a touchdown on Thursday Night Football in the second game of his career...finished with five solo tackles...tallied four passes defended...**at Green Bay (9/28):** Posted three solo tackles...**at Cincinnati (10/4):** Tallied three tackles (two solo)...**vs. Chicago (10/11):** Recorded seven tackles...posted on tackle for a loss resulting in a one-yard loss...**at Minnesota (10/18):** Posted six solo tackles...snared one interception...added two passes defended...**vs. Pittsburgh (10/25):** Recored four solo stops...**vs. Detroit (11/1):** Posted three solo tackles...added one pass defended...**at Denver (11/15):** Intercepted one pass and returned it 28 yards...added two tackles...posted two passes defended...**at San Diego (11/22):** Recored two tackles (one solo)...tallied one pass defended...**vs. Buffalo (11/29):** Recorded two passes defended...posted two solo tackles...**at Oakland (12/6):** Recored six solo tackles...intercepted one pass and returned it 58 yards...added two passes defended...forced one fumble...**vs. San Diego (12/13):** Totaled five tackles (three solo)...recorded one pass defended...**at Baltimore (12/20):** Intercepted two passes and returned them a combined 93 yards, including a 90-yard long return...finished with four passes defended...added three tackles (two solo)...**vs. Cleveland (12/27):** Intercepted his eighth career pass, returned it 46 yards...added two passes defended...made one solo tackle...**vs. Oakland (1/3/16):** Added one tackle for loss...tallied one pass defended.

**COLLEGE:** Played in 34 games (27 starts) at Washington...recorded 129 tackles (95 solo), 9.5 tackles for loss, 1.0 sacks (-7 yards), 11 interceptions returned for 72 yards, including one touchdown, 35 passes defended, three fumble recoveries, one forced fumble and one quarterback pressure...named to NFL.com's Midseason All-American team in 2014...redshirted his freshman season in 2011.

**PERSONAL:** Attended McClymonds High School in Oakland,

Calif....named the MVP of the Oakland Athletic League as a senior in 2010...led McClymonds to a 12-0 season as a senior, the first ever perfect season in school history...tallied seven interceptions as a senior and also scored six touchdowns on kick or punt returns...named first-team all-state by rivals.

com (SectionSports.com) and ESPN.com (CalHiSports.com)...awarded No. 30 cornerback in the nation and No. 43 prospect (all positions) in California by rivals.com.

## MARCUS PETERS NFL STATISTICS

### REGULAR SEASON

Year	Team	G/S	Tackles			Sacks	Yards	Interceptions			TD	PD	Fumbles		
			Total	Solo	Asst.			Int.	Yards	Long			FF	FR	Yards
2015	Kansas City Chiefs	16/16	60	53	7	0.0	0.0	8	280	90t	2	26	1	0	0
2016	Kansas City Chiefs	15/15	45	35	10	0.0	0.0	6	63	28	0	20	1	3	31
2017	Kansas City Chiefs	14/14	46	42	4	0.0	0.0	5	137	62	0	9	4	2	45
2018	Los Angeles Rams	3/3	4	1	3	0.0	0.0	1	50	50t	1	1	0	0	0
<b>Totals</b>		<b>48/48</b>	<b>155</b>	<b>131</b>	<b>24</b>	<b>0.0</b>	<b>0.0</b>	<b>20</b>	<b>530</b>	<b>90t</b>	<b>3</b>	<b>56</b>	<b>6</b>	<b>5</b>	<b>76</b>

### POSTSEASON

Year	Team	G/S	Tackles			Sacks	Yards	Interceptions			TD	PD	Fumbles		
			Total	Solo	Asst.			Int.	Yards	Long			FF	FR	Yards
2015	Kansas City Chiefs	2/2	9	6	3	0.0	0.0	1	2	2	0	3	0	0	0
2016	Kansas City Chiefs	1/1	6	4	2	0.0	0.0	0	0	0	0	1	0	0	0
2017	Kansas City Chiefs	1/1	4	4	0	0.0	0.0	1	28	28	0	1	0	0	0
<b>Totals</b>		<b>4/4</b>	<b>19</b>	<b>14</b>	<b>5</b>	<b>0.0</b>	<b>0.0</b>	<b>2</b>	<b>30</b>	<b>28</b>	<b>0</b>	<b>5</b>	<b>0</b>	<b>0</b>	<b>0</b>

#### Regular Season Single Game Career Highs:

Total Tackles – 7, four times, last vs. Jacksonville (11/6/16)  
 Interceptions – 2, four times, last at New York Jets (12/3/17)  
 Interception Return Yards – 93, at Baltimore (12/20/15)  
 Passes Defensed – 4, three times, last vs. Miami (12/24/17)

#### Postseason Single Game Career Highs:

Total Tackles – 6, vs. Pittsburgh (1/15/17, AFC Divisional Round)  
 Interceptions – 1, twice, last vs. Tennessee (1/6/18, AFC Wild Card)  
 Interception Return Yards – 22, vs. Tennessee (1/6/18, AFC Wild Card)  
 Passes Defensed – 2, at New England (1/16/16, AFC Divisional Round)

# MARCUS PETERS GAME-BY-GAME



## 2018 Los Angeles Rams

Game	W/L	P/S	T	S	A	Sk	Yds	Int	Yds	Lg	TD	PD	FF	FR	Yds
at Oak 9/10	W	1/1	3	1	2	0.0	0.0	1	50t	50t	1	1	0	0	0
Ari 9/16	W	1/1	1	0	1	0.0	0.0	0	0	0	0	0	0	0	0
LAC 9/23	W	1/1	0	0	0	0.0	0.0	0	0	0	0	0	0	0	0
Min 9/27															
at Sea 10/7															
at Den10/14															
at SF 10/21															
GB 10/28															
at NO 11/4															
Sea 11/11															
KC 11/19															
at Det 12/2															
at Chi 12/9															
Phi 12/16															
at Ari 12/23															
SF 12/30															
<b>Totals</b>	<b>3-0</b>	<b>3/3</b>	<b>4</b>	<b>1</b>	<b>3</b>	<b>0.0</b>	<b>0.0</b>	<b>1</b>	<b>50t</b>	<b>50t</b>	<b>1</b>	<b>1</b>	<b>0</b>	<b>0</b>	<b>0</b>

## 2017 Kansas City Chiefs

Game	W/L	P/S	T	S	A	Sk	Yds	Int	Yds	Lg	TD	PD	FF	FR	Yds
at NE 9/7	W	1/1	2	1	1	0.0	0.0	0	0	0	0	0	0	0	0
vs. Phi 9/17	W	1/1	4	4	0	0.0	0.0	0	0	0	0	0	0	0	0
at SD 9/24	W	1/1	3	3	0	0.0	0.0	1	38	38	0	2	0	0	0
vs. Was 10/2	W	1/1	4	4	0	0.0	0.0	0	0	0	0	0	1	0	0
at Hou 10/8	W	1/1	2	2	0	0.0	0.0	0	0	0	0	0	0	0	0
vs. Pit 10/15	L	1/1	3	3	0	0.0	0.0	1	16	16	0	2	0	0	0
at Oak 10/19	L	1/1	2	2	0	0.0	0.0	0	0	0	0	0	0	0	0
vs. Den 10/30	W	1/1	2	2	0	0.0	0.0	1	9	9	0	1	1	1	45
at Dal 11/5	L	1/1	3	3	0	0.0	0.0	0	0	0	0	0	0	0	0
at NYG 11/19	L	1/1	5	2	3	0.0	0.0	0	0	0	0	0	0	0	0
vs. Buf 11/26	L	1/1	6	6	0	0.0	0.0	0	0	0	0	0	0	0	0
at NYJ 12/3	L	1/1	5	5	0	0.0	0.0	0	0	0	0	0	0	0	0
vs. Oak 12/10	W	0/0													
vs. SD 12/16	W	1/1	3	3	0	0.0	0.0	2	74	62	0	3	1	0	0
vs. Mia 12/24	W	1/1	2	2	0	0.0	0.0	0	0	0	0	1	1	1	0
at Den 12/31	W	0/0													
<b>Totals</b>	<b>10-6</b>	<b>14/14</b>	<b>46</b>	<b>42</b>	<b>4</b>	<b>0.0</b>	<b>0.0</b>	<b>5</b>	<b>137</b>	<b>62</b>	<b>0</b>	<b>9</b>	<b>4</b>	<b>2</b>	<b>45</b>

## 2017 Postseason

Game	W/L	P/S	T	S	A	Sk	Yds	Int	Yds	Lg	TD	PD	FF	FR	Yds
vs. Ten 1/16/18†	L	1/1	4	4	0	0.0	0.0	1	28	28	0	1	0	0	0
<b>Totals</b>	<b>0-1</b>	<b>1/1</b>	<b>4</b>	<b>4</b>	<b>0</b>	<b>0.0</b>	<b>0.0</b>	<b>1</b>	<b>28</b>	<b>28</b>	<b>0</b>	<b>1</b>	<b>0</b>	<b>0</b>	<b>0</b>

† Denotes AFC Wild Card Playoff

## 2016 Kansas City Chiefs

Game	W/L	P/S	T	S	A	Sk	Yds	Int	Yds	Lg	TD	PD	FF	FR	Yds
vs. SD 9/11	W	1/1	3	3	0	0.0	0.0	0	0	0	0	1	0	0	0
at Hou 9/18	L	1/1	7	2	5	0.0	0.0	2	47	28	0	4	0	0	0
vs. NYJ 9/25	W	1/1	1	1	0	0.0	0.0	2	0	0	2	0	0	0	0
at Pit 10/2	L	1/1	4	3	1	0.0	0.0	0	0	0	1	0	0	0	0
at Oak 10/16	W	1/1	2	1	1	0.0	0.0	1	0	0	1	0	0	0	0
vs. NO 10/23	W	1/1	3	3	0	0.0	0.0	0	0	0	0	0	1	21	
at Ind 10/30	W	1/1	1	1	0	0.0	0.0	0	0	0	2	0	0	0	0
vs. Jax 11/6	W	1/1	7	7	0	0.0	0.0	0	0	0	0	0	1	0	0
at Car 11/13	W	1/1	6	5	1	0.0	0.0	0	0	0	4	1	1	10	
vs. Ten 11/20	L	0/0													
at Den 11/27	W	1/1	2	1	1	0.0	0.0	0	0	0	0	0	0	0	0
at Atl 12/4	W	1/1	1	1	0	0.0	0.0	0	0	0	1	0	0	0	0
vs. Oak 12/8	W	1/1	2	2	0	0.0	0.0	0	0	0	1	0	0	0	0
vs. Ten 12/18	L	1/1	2	2		0.0	0.0	0	0	0	0	0	0	0	0
vs. Den 12/25	W	1/1	1	1	0	0.0	0.0	0	0	0	1	0	0	0	0
at SD 1/1/17	W	1/1	3	2	1	0.0	0.0	1	16	16	0	2	0	0	0
<b>TOTALS</b>	<b>12-415/1545</b>	<b>35</b>	<b>10</b>	<b>0.0</b>	<b>0.0</b>	<b>6</b>	<b>63</b>	<b>28</b>	<b>0</b>	<b>20</b>	<b>1</b>	<b>3</b>	<b>31</b>		

## 2016 Postseason

Game	W/L	P/S	T	S	A	Sk	Yds	Int	Yds	Lg	TD	PD	FF	FR	Yds
vs. Pit 1/15/17 †	L	1/1	6	4	2	0.0	0.0	0	0	0	1	0	0	0	0
<b>Totals</b>	<b>0-1</b>	<b>1/1</b>	<b>6</b>	<b>4</b>	<b>2</b>	<b>0.0</b>	<b>0.0</b>	<b>0</b>	<b>0</b>	<b>0</b>	<b>1</b>	<b>0</b>	<b>0</b>	<b>0</b>	<b>0</b>

† Denotes AFC Divisional Playoff

## 2015 Kansas City Chiefs

Game	W/L	P/S	T	S	A	Sk	Yds	Int	Yds	Lg	TD	PD	FF	FR	Yds
at Hou 9/13	W	1/1	7	5	2	0.0	0.0	1	0	0	0	3	0	0	0
vs. Den 9/17	L	1/1	5	5	0	0.0	0.0	1	55	55	1	4	0	0	0
at GB 9/28	L	1/1	3	3	0	0.0	0.0	0	0	0	0	0	0	0	0
at Cin 10/4	L	1/1	3	2	1	0.0	0.0	0	0	0	0	0	0	0	0
vs. Chi 10/11	L	1/1	7	7	0	0.0	0.0	0	0	0	1	0	0	0	0
at Min 10/18	L	1/1	6	6	0	0.0	0.0	1	0	0	0	2	0	0	0
vs. Pit 10/25	W	1/1	4	4	0	0.0	0.0	0	0	0	0	0	0	0	0
vs. Det 11/1	W	1/1	3	3	0	0.0	0.0	0	0	0	0	1	0	0	0
at Den 11/15	W	1/1	2	2	0	0.0	0.0	1	28	28	0	2	0	0	0
at SD 11/22	W	1/1	2	1	1	0.0	0.0	0	0	0	0	1	0	0	0
vs. Buf 11/29	W	1/1	2	2	0	0.0	0.0	0	0	0	0	2	0	0	0
at Oak 12/6	W	1/1	6	6	0	0.0	0.0	1	58	58	0	2	1	0	0
vs. SD 12/13	W	1/1	5	3	2	0.0	0.0	0	0	0	0	1	0	0	0
at Bal 12/20	W	1/1	3	2	1	0.0	0.0	2	93	90	1	4	0	0	0
vs. Cle 12/27	W	1/1	1	1	0	0.0	0.0	1	46	46	0	2	0	0	0
vs. Oak 1/3/16	W	1/1	1	1	0	0.0	0.0	0	0	0	0	1	0	0	0
<b>Totals</b>	<b>11-5</b>	<b>16/16</b>	<b>60</b>	<b>53</b>	<b>7</b>	<b>0.0</b>	<b>0.0</b>	<b>8</b>	<b>280</b>	<b>90t</b>	<b>2</b>	<b>26</b>	<b>1</b>	<b>0</b>	<b>0</b>

## 2015 Postseason

Game	W/L	P/S	T	S	A	Sk	Yds	Int	Yds	Lg	TD	PD	FF	FR	Yds
at Hou 1/9/16 †	W	1/1	4	2	2	0.0	0.0	1	2	2	0	1	0	0	0
at NE 1/16/16*	L	1/1	5	4	1	0.0	0.0	0	0	0	0	2	0	0	0
<b>Totals</b>	<b>1-1</b>	<b>2/2</b>	<b>9</b>	<b>6</b>	<b>3</b>	<b>0.0</b>	<b>0.0</b>	<b>1</b>	<b>2</b>	<b>2</b>	<b>0</b>	<b>3</b>	<b>0</b>	<b>0</b>	<b>0</b>

† Denotes AFC Wild Card Playoff; \*AFC Divisional Playoff

## PETERS' INTERCEPTIONS BY QUARTERBACK

<b>Quarterback</b> .....INTs	<b>Quarterback</b> .....INTs
Philip Rivers .....4	Teddy Bridgewater ..... 1
Derek Carr .....3	Brian Hoyer ..... 1
Jimmy Clausen .....2	Johnny Manziel ..... 1
Ryan Fitzpatrick .....2	Ben Roethlisberger ..... 1
Peyton Manning .....2	Trevor Siemian ..... 1
Brock Osweiler .....2	

# 83 JOSH REYNOLDS

Wide Receiver // Texas A&M // San Antonio, Texas

Ht./Wt.: 6-3/196

NFL Exp.: 2nd (2nd Rams)

GP/GS: 19/1, (Playoffs): (1/0)

Birth Date: 2/16/1995

Acquired: D4A-2017 (No. 117)

**TRANSACTIONS:** Selected by the Rams in the fourth round (117th overall) of the 2017 NFL Draft (4/30/17).

**PRO:** Second-year pro, has played in all 19 regular season games and one postseason contest since being drafted by the Rams in 2017...tallied 11 career receptions for 104 yards and one touchdown.

**2018 SEASON: vs. Chargers (9/23):** Played in four offensive snaps and 15 special teams plays...**vs. Arizona (9/16):** Played in two offensive plays and 15 special teams plays...**at Oakland (9/10):** Saw action at wide receiver and special teams.

**2017 SEASON:** Finished the regular season with 11 receptions for 104 yards and one touchdown...**vs. Washington (9/17):** Recorded first-career reception for 28 yards on a fake punt from P Johnny Hekker...**vs. New Orleans (11/26):** Made his first career start at wide receiver...tallied four catches for 37 yards...scored his first-career touchdown on a seven-yard strike from QB Jared Goff...**Wild Card vs. Atlanta (1/6/18):** Saw action at wide receiver and on special teams...made one special teams tackle.

**COLLEGE:** Led the SEC with 30 career receiving touchdowns, which ranks second in school history...also led the SEC in receiving yards (2,788)...caught a touchdown in the final eight games of his career...is the only player in Texas A&M and SEC

history with multiple 90-yard plus receptions in his career...made at least two catches in every game...finished 2016 season...with 61 receptions for 885 yards and 12 touchdowns...as a junior in 2015, averaged a team-best 17.8 yards on 51 catches for 907 yards while seeing action in 12 of 13 games...reeled in five touchdowns...had three 100-yard games...posted a career high 11 receptions for 177 yards against Louisville in the bowl game...in 2014, had a spectacular first season at Texas A&M with a team-best 842 receiving yards and 13 receiving touchdowns on 52 catches...broke the school record for receiving touchdowns previously held by Jeff Fuller (2010) and Mike Evans (2013)...his 13 receiving scores ranked No. 2 in the SEC and tied for No. 5 nationally ...was the only receiver to catch at least one pass in all 13 games...reeled in at least one touch catch in nine games...in 2013, attended Tyler Junior College in Tyler, Texas...earned second-team all-conference honors at TJC after making 44 catches for 782 yards and 12 touchdowns.

**PERSONAL:** Attended John Jay High School in San Antonio, Texas...named to the San Antonio Express-News' Class 5A "Super Team" as a senior... also earned all-District 27-5A honors after making 44 catches for 667 yards and eight touchdowns and 48 tackles and three pickoffs on defense...son of Michele Reynolds...recreation, park and tourism sciences major.

## JOSH REYNOLDS NFL STATISTICS



### REGULAR SEASON

Year	Team	G/S	No.	Receiving				Att.	Rushing			
				Yards	Avg.	Long	TD		Yards	Avg.	Long	TD
2017	Los Angeles Rams	16/1	11	104	9.5	28	1	0	0	0.0	0	0
2018	Los Angeles Rams	3/0	0	0	0.0	0.0	0	0	0	0.0	0	0
<b>Totals</b>		<b>19/1</b>	<b>11</b>	<b>104</b>	<b>9.5</b>	<b>28</b>	<b>1</b>	<b>0</b>	<b>0</b>	<b>0.0</b>	<b>0</b>	<b>0</b>

### POSTSEASON

Year	Team	G/S	No.	Receiving				Att.	Rushing			
				Yards	Avg.	Long	TD		Yards	Avg.	Long	TD
2017	Los Angeles Rams	1/0	0	0	0.0	0	0	0	0	0.0	0	0
<b>Totals</b>		<b>1/0</b>	<b>0</b>	<b>0</b>	<b>0.0</b>	<b>0</b>	<b>0</b>	<b>0</b>	<b>0</b>	<b>0.0</b>	<b>0</b>	<b>0</b>

**Additional Career Statistics:** Special Teams Tackle: 2017: (2), Postseason: (1).



# JOSH REYNOLDS GAME-BY-GAME



## 2018 Los Angeles Rams

Game	W/L	P/S	Receiving				Rushing				TD	
			No.	Yards	Avg.	Long	Att.	Yards	Avg.	Long		
at Oak 9/10	W	1/0	0	0	0.0	0	0	0	0	0	0	0
Ari 9/16	W	1/0	0	0	0.0	0	0	0	0.0	0	0	0
LAC 9/23	W	1/0	0	0	0.0	0	0	0	0.0	0	0	0
Min 9/27												
at Sea 10/7												
at Den 10/14												
at SF 10/21												
GB 10/28												
at NO 11/4												
Sea 11/11												
KC 11/19												
at Det 12/2												
at Chi 12/9												
Phi 12/16												
at Ari 12/23												
SF 12/30												
<b>Totals</b>			<b>3-0</b>	<b>3/0</b>	<b>0</b>	<b>0</b>	<b>0.0</b>	<b>0</b>	<b>0</b>	<b>0</b>	<b>0.0</b>	<b>0</b>

## 2017 Los Angeles Rams

Game	W/L	P/S	Receiving				Rushing				TD	
			No.	Yards	Avg.	Long	Att.	Yards	Avg.	Long		
Ind 9/10	W	1/0	0	0	0.0	0	0	0	0	0	0	0
Was 9/17	L	1/0	1	28	28.0	28	0	0	0	0.0	0	0
at SF 9/21	W	1/0	0	0	0.0	0	0	0	0	0.0	0	0
at DAL 10/1	W	1/0	0	0	0.0	0	0	0	0	0.0	0	0
Sea 10/8	L	1/0	0	0	0.0	0	0	0	0	0.0	0	0
at Jax 10/15	W	1/0	0	0	0.0	0	0	0	0	0.0	0	0
Ari 10/22	W	1/0	0	0	0.0	0	0	0	0	0.0	0	0
at NYG 11/5	W	1/0	0	0	0.0	0	0	0	0	0.0	0	0
Hou 11/12	W	1/0	0	0	0.0	0	0	0	0	0.0	0	0
at Min 11/19	L	1/0	0	0	0.0	0	0	0	0	0.0	0	0
NO 11/26	W	1/1	4	37	9.3	14	1	0	0	0.0	0	0
at Ari 12/3	W	1/0	2	6	3.0	3	0	0	0	0.0	0	0
Phi 12/10	L	1/0	2	17	8.5	15	0	0	0	0.0	0	0
at Sea 12/17	W	1/0	0	0	0.0	0	0	0	0	0.0	0	0
at Ten 12/24	W	1/0	0	0	0.0	0	0	0	0	0.0	0	0
SF 12/31	L	1/0	2	16	8.0	11	0	0	0	0.0	0	0
<b>Totals</b>			<b>11-5</b>	<b>16/1</b>	<b>11</b>	<b>104</b>	<b>9.5</b>	<b>28</b>	<b>1</b>	<b>0</b>	<b>0</b>	<b>0</b>

## 2017 Postseason

Atl 1/6/18	L	P/S	0	0	0.0	0	0	0	0	0	0.0	0
<b>Totals</b>			<b>0/1</b>	<b>1/0</b>	<b>0</b>	<b>0</b>	<b>0.0</b>	<b>0</b>	<b>0</b>	<b>0</b>	<b>0.0</b>	<b>0</b>



# 23 NICKELL ROBEY-COLEMAN

Cornerback // USC // Frostproof, Fla.

Ht./Wt.: 5-8/180

NFL Exp.: 6th (2nd Rams)

GP/GS: 82/19, (Playoffs): (1/0)

Birth Date: 1/17/1992

Acquired: FA-2017

**TRANSACTIONS:** Signed by the Rams as a free agent (4/7/17)... released by the Bills...signed by Buffalo (8/9/15)...originally entered the NFL as an undrafted free agent signed by the Buffalo Bills (4/29/13).

**PRO:** Sixth-year cornerback enters his second season with the Rams after originally joining the team as a free agent prior to the 2017 season...played in 82 career games with 19 starts in his career...tallied four career interceptions and two returned for touchdowns.

**2018 SEASON: vs. Chargers (9/23):** Totaled three tackles (two solo)...**vs. Arizona (9/16):** Recorded four total tackles (three solo)...**at Oakland (9/10):** Saw action at cornerback...finished with two assisted tackles.

**2017 SEASON:** Finished the regular season with 50 total tackles (36 solo), including two for loss...recorded nine passes defended, two interceptions, one forced fumble and one fumble recovery...

**vs. Washington (9/17):** Tallied five tackles (three solo) and one forced fumble...**at San Francisco (9/21):** Intercepted one pass with a return of 25 yards...also collected four tackles (three solo), one fumble recovery and recorded two passes defended...

**at Jacksonville (10/15):** Finished with two tackles (one solo)... intercepted one pass for a 31-yard return...recorded one pass defended...**vs. Philadelphia (12/10):** Tied a career-high with seven solo tackles and three passes defended...**Wild Card vs. Atlanta (1/6/18):** Saw action at cornerback...registered three tackles and one pass defended.

**2016 SEASON:** Played in 16 games for the fourth-straight season...finished the season with 35 tackles (32 solo), one forced fumble and one fumble recovery as well as two interceptions with one returned for a touchdown...**at Los Angeles (10/9):** Recorded two interceptions, returning one for a 41-yard touchdown.

**2015 SEASON:** Played in all 16 games...recorded 44 tackles (38 solo)...**vs. Indianapolis (1/3/16):** Recorded six tackles (four solo)...added one sack and one pass defended...**vs. New England**

**(9/20):** Notched six tackles (six solo)...**vs. Houston (12/6):** Tallied five tackles (five solo) and three passes defended.

**2014 SEASON:** Started 6-of-16 games played...recorded a career-high 45 total tackles...**at New York Jets (10/26):** Led the Bills defense with a career-high seven tackles (five solo)...**vs. New York Jets (11/23):** Tallied three tackles (three solo), one sack and one pass defended.

**2013 SEASON:** Played in all 16 games as a rookie, started two...made 39 tackles (30 solo) and three sacks...**at Miami (10/20):** Picked off Dolphins QB Ryan Tannehill, for his first career interception, returning it 19 yards for a touchdown...**at Jacksonville (12/15):** Made his first career start at cornerback...notched a career-high six tackles...took down Jaguars QB Chad Henne for his first career sack...added a forced fumble and fumble recovery.

**COLLEGE:** A three-year starter for the Trojans at USC... finished his career with 163 tackles, seven interceptions and two touchdowns...as a junior, started all 13 games, tallied 52 tackles (36 solo) and one interception in addition to blocking a kick...started 12 games for the 10-win Trojans as a sophomore... recorded 5.5 tackles for loss, two sacks and two interceptions, including one returned for a touchdown...also returned 12 punts for 132 yards...named to the All-Pac 12 first team...recipient of USC's 2011 John McKay Award, given to the underclassman with the most competitive spirit...started all 13 games at cornerback as a freshman, notching 48 tackles, a team-high four interceptions and one returned for a touchdown as well as a forced fumble... an All-Pac 12 honorable mention selection as a freshman...also participated in track at USC.

**PERSONAL:** Played defensive back and running back at Frostproof (Fla.) High School...scored 15 touchdowns on offense and defense as a senior...rushed for 1,600 yards as a junior... as a sophomore, rushed for 1,500 yards and tallied seven interceptions...also lettered in baseball and track.

# NICKELL ROBEY-COLEMAN NFL STATISTICS



## REGULAR SEASON

Year	Team	Tackles			Interceptions						Fumbles				
		G/S	Total	Solo	Asst.	Sacks	Yards	Int.	Yards	Long	TD	PD	FF	FR	Yards
2013	Buffalo Bills	16/2	39	30	9	3.0	23.0	1	19t	19t	1	10	1	1	0
2014	Buffalo Bills	16/7	45	36	9	1.0	2.0	0	0	0	0	7	0	2	2
2015	Buffalo Bills	16/3	44	38	6	1.0	0.0	0	0	0	0	4	0	0	0
2016	Buffalo Bills	16/3	29	26	3	0.0	0.0	2	44	41t	1	7	0	1	36t
2017	Los Angeles Rams	15/4	50	36	14	0.0	0.0	2	56	31	0	9	1	1	0
2018	Los Angeles Rams	3/0	9	5	4	0.0	0.0	0	0	0	0	0	0	0	0
<b>Totals</b>		<b>82/19</b>	<b>216</b>	<b>171</b>	<b>45</b>	<b>5.0</b>	<b>25.0</b>	<b>5</b>	<b>119</b>	<b>41t</b>	<b>2</b>	<b>37</b>	<b>2</b>	<b>5</b>	<b>38</b>

## POSTSEASON

Year	Team	Tackles			Interceptions						Fumbles				
		G/S	Total	Solo	Asst.	Sacks	Yards	Int.	Yards	Long	TD	PD	FF	FR	Yards
2017	Los Angeles Rams	1/0	3	0	3	0.0	0.0	0	0	0	0	0	0	0	0
<b>Totals</b>		<b>1/0</b>	<b>3</b>	<b>0</b>	<b>3</b>	<b>0.0</b>	<b>0.0</b>	<b>0</b>	<b>0</b>	<b>0</b>	<b>0</b>	<b>0</b>	<b>0</b>	<b>0</b>	<b>0</b>

**Additional Career Statistics:** Special teams tackles: Rams: 2017 (4), Bills: 2016 (4), 2015 (2), 2014 (3), TOTAL: (10)... Scored a touchdown on a 36-yard fumble recovery against the New York Jets in Week Two of the 2016 season...Also forced a fumble on special teams.

### Regular Season Single Game Highs:

Total Tackles – 7, two times, last vs. Philadelphia (12/10/17)  
 Interceptions – 2, at Los Angeles (10/9/16)  
 Pass Defensed – 3, 3x, last vs. Philadelphia (12/10/17)

### Postseason Single Game Highs:

Total Tackles – 3, vs. Atlanta (1/6/18, NFC Wild Card)

# NICKELL ROBEY-COLEMAN GAME-BY-GAME



## 2018 Los Angeles Rams

Game	W/L	P/S	T	S	A	Sk	Yds	Int	Yds	Lg	TD	PD	FF	FR	Yds
at Oak 9/10	W	1/0	2	0	2	0.0	0.0	0	0	0	0	0	0	0	0
Ari 9/16	W	1/0	4	3	1	0.0	0.0	0	0	0	0	0	0	0	0
LAC 9/23	W	1/0	3	2	1	0.0	0.0	0	0	0	0	0	0	0	0
Min 9/27															
at Sea 10/7															
at Den10/14															
at SF 10/21															
GB 10/28															
at NO 11/4															
Sea 11/11															
KC 11/19															
at Det 12/2															
at Chi 12/9															
Phi 12/16															
at Ari 12/23															
SF 12/30															
<b>Totals</b>	<b>3-0</b>	<b>3/0</b>	<b>9</b>	<b>5</b>	<b>4</b>	<b>0.0</b>	<b>0.0</b>	<b>0</b>	<b>0</b>	<b>0</b>	<b>0</b>	<b>0</b>	<b>0</b>	<b>0</b>	<b>0</b>

## 2017 Los Angeles Rams

Game	W/L	P/S	T	S	A	Sk	Yds	Int	Yds	Lg	TD	PD	FF	FR	Yds
Ind 9/10	W	1/0	2	2	0	0.0	0.0	0	0	0	0	0	0	1	0
Was 9/17	L	1/1	5	3	2	0.0	0.0	0	0	0	0	0	0	1	0
at SF 9/21	W	1/1	4	3	1	0.0	0.0	1	25	25	0	0	0	2	1
at DAL 10/1	W	1/0	5	3	2	0.0	0.0	0	0	0	0	0	0	0	0
Sea 10/8	L	1/1	6	5	1	0.0	0.0	0	0	0	0	0	0	0	0
at Jax 10/15	W	1/1	2	1	1	0.0	0.0	1	31	31	0	0	0	1	0
Ari 10/22	W	1/0	2	1	1	0.0	0.0	0	0	0	0	0	0	0	0
at NYG 11/5	W	1/0	2	1	1	0.0	0.0	0	0	0	0	0	0	1	0
Hou 11/12	W	1/0	4	3	1	0.0	0.0	0	0	0	0	0	0	0	0
at Min 11/19	L	1/0	1	1	0	0.0	0.0	0	0	0	0	0	0	0	0
NO 11/26	W														
at Ari 12/3	W	1/0	1	1	0	0.0	0.0	0	0	0	0	0	1	0	0
Phi 12/10	L	1/1	7	7	0	0.0	0.0	0	0	0	0	0	3	0	0
at Sea 12/17	W	1/0	4	2	2	0.0	0.0	0	0	0	0	0	0	0	0
at Ten 12/24	W	1/0	2	0	2	0.0	0.0	0	0	0	0	0	0	0	0
SF 12/31	L	1/0	3	3	0	0.0	0.0	0	0	0	0	0	0	0	0
<b>Totals</b>	<b>11-5</b>	<b>15/4</b>	<b>50</b>	<b>36</b>	<b>14</b>	<b>0.0</b>	<b>0.0</b>	<b>2</b>	<b>56</b>	<b>31</b>	<b>0</b>	<b>9</b>	<b>1</b>	<b>1</b>	<b>0</b>

## 2017 Postseason

At 1/6/18	L	P/S	3	0	3	0.0	0.0	0	0	0	0	0	0	1	0
<b>Totals</b>	<b>0-1</b>	<b>1/0</b>	<b>3</b>	<b>0</b>	<b>3</b>	<b>0.0</b>	<b>0.0</b>	<b>0</b>	<b>0</b>	<b>0</b>	<b>0</b>	<b>0</b>	<b>0</b>	<b>1</b>	<b>0</b>

## 2016 Buffalo Bills


Game	W/L	P/S	T	S	A	Sk	Yds	Int	Yds	Lg	TD	PD	FF	FR	Yds
at Bal 9/11	L	1/0	0	0	0	0.0	0.0	0	0	0	0	0	0	0	0
NYJ 9/15	L	1/0	5	5	0	0.0	0.0	0	0	0	0	0	0	1	36t
Ari 9/25	W	1/0	1	1	0	0.0	0.0	0	0	0	0	0	0	0	0
at NE 10/2	W	1/0	2	2	0	0.0	0.0	0	0	0	0	0	0	0	0
at LA 10/9	W	1/0	1	0	1	0.0	0.0	2	44	41t	1	2	0	0	0
SF 10/16	W	1/1	1	1	0	0.0	0.0	0	0	0	0	0	0	0	0
at Mia 10/23	L	1/0	1	1	0	0.0	0.0	0	0	0	0	0	0	0	0
NE 10/30	L	1/1	2	1	1	0.0	0.0	0	0	0	0	0	0	0	0
at Sea 11/7	L	1/0	1	1	0	0.0	0.0	0	0	0	0	0	0	0	0
at Cin 11/20	W	1/0	3	2	1	0.0	0.0	0	0	0	0	1	0	0	0
Jax 11/27	W	1/0	1	1	0	0.0	0.0	0	0	0	0	1	0	0	0
at Oak 12/4	L	1/0	2	2	0	0.0	0.0	0	0	0	0	0	0	0	0
Pit 12/11	L	1/1	3	3	0	0.0	0.0	0	0	0	0	0	0	0	0
Cle 12/18	W	1/0	2	2	0	0.0	0.0	0	0	0	0	0	0	0	0
Mia 12/24	L	1/0	1	1	0	0.0	0.0	0	0	0	0	0	0	0	0
at NYJ 1/1/17	L	1/0	3	3	0	0.0	0.0	0	0	0	0	0	0	0	0
<b>Totals</b>	<b>7-9</b>	<b>16/3</b>	<b>29</b>	<b>26</b>	<b>3</b>	<b>0.0</b>	<b>0.0</b>	<b>2</b>	<b>44</b>	<b>41t</b>	<b>1</b>	<b>4</b>	<b>0</b>	<b>1</b>	<b>36t</b>

## 2015 Buffalo Bills

Game	W/L	P/S	T	S	A	Sk	Yds	Int	Yds	Lg	TD	PD	FF	FR	Yds
Ind 9/13	W	1/0	6	4	2	1.0	0.0	0	0	0	0	0	0	1	0
NE 9/20	L	1/0	6	6	0	0.0	0.0	0	0	0	0	0	0	0	0
at Mia 9/27	W	1/1	5	3	2	0.0	0.0	0	0	0	0	0	0	0	0
NYG 10/4	L	1/0	3	2	1	0.0	0.0	0	0	0	0	0	0	0	0
at Ten 10/11	W	1/0	4	4	0	0.0	0.0	0	0	0	0	0	0	0	0
Cin 10/18	L	1/0	0	0	0	0.0	0.0	0	0	0	0	0	0	0	0
at JAX 10/25	L	1/0	0	0	0	0.0	0.0	0	0	0	0	0	0	0	0
Mia 11/8	W	1/1	3	3	0	0.0	0.0	0	0	0	0	0	0	0	0
at NYJ 11/12	W	1/0	0	0	0	0.0	0.0	0	0	0	0	0	0	0	0
at NE 11/23	L	1/0	0	0	0	0.0	0.0	0	0	0	0	0	0	0	0
at KC 11/29	L	1/0	2	2	0	0.0	0.0	0	0	0	0	0	0	0	0
Hou 12/6	W	1/0	5	5	0	0.0	0.0	0	0	0	0	0	0	3	0
at Phi 12/13	L	1/0	2	0	2	0.0	0.0	0	0	0	0	0	0	0	0
at Was 12/20	L	1/0	2	0	2	0.0	0.0	0	0	0	0	0	0	0	0
Dal 12/28	W	1/0	3	3	0	0.0	0.0	0	0	0	0	0	0	0	0
NYJ 1/3/16	W	1/0	3	2	1	0.0	0.0	0	0	0	0	0	0	0	0
<b>Totals</b>	<b>8-8</b>	<b>16/2</b>	<b>44</b>	<b>38</b>	<b>6</b>	<b>1.0</b>	<b>0.0</b>	<b>0</b>	<b>0</b>	<b>0</b>	<b>0</b>	<b>0</b>	<b>0</b>	<b>4</b>	<b>0</b>

## 2014 Buffalo Bills

Game	W/L	P/S	T	S	A	Sk	Yds	Int	Yds	Lg	TD	PD	FF	FR	Yds
at Chi 9/7	W	1/1	0	0	0	0.0	0.0	0	0	0	0	1	0	0	0
Mia 9/14	W	1/1	5	4	1	0.0	0.0	0	0	0	0	0	0	0	0
SD 9/21	L	1/1	1	1	0	0.0	0.0	0	0	0	0	0	0	0	0
at Hou 9/28	L	1/0	2	1	1	0.0	0.0	0	0	0	0	0	0	0	0
at Det 10/5	W	1/1	5	4	1	0.0	0.0	0	0	0	0	0	0	1	2
NE 10/12	L	1/0	2	2	0	0.0	0.0	0	0	0	0	1	0	0	0
Min 10/19	W	1/0	3	2	1	0.0	0.0	0	0	0	0	1	0	0	0
at NYJ 10/26	W	1/0	7	5	2	0.0	0.0	0	0	0	0	0	0	0	0
KC 11/9	L	1/0	0	0	0	0.0	0.0	0	0	0	0	0	0	0	0
at Mia 11/13	L	1/1	3	3	0	0.0	0.0	0	0	0	0	0	0	1	0
NYJ 11/23	W	1/0	3	3	0	0.0	0.0	0	0	0	0	1	0	0	0
Cle 11/30	W	1/0	2	2	0	0.0	0.0	0	0	0	0	0	0	0	0
at Den 12/7	L	1/0	2	1	1	0.0	0.0	0	0	0	0	0	0	0	0
GB 12/14	W	1/1	4	3	1	0.0	0.0	0	0	0	0	1	0	0	0
at Oak 12/21	L	1/0	1	1	0	0.0	0.0	0	0	0	0	1	0	0	0
at NE 12/28	W	1/1	5	4	1	0.0	0.0	0	0	0	0	0	0	0	0
<b>Totals</b>	<b>9-7</b>	<b>16/6</b>	<b>15</b>	<b>36</b>	<b>9</b>	<b>0.0</b>	<b>0.0</b>	<b>0</b>	<b>0</b>	<b>0</b>	<b>0</b>	<b>6</b>	<b>0</b>	<b>2</b>	<b>2</b>



# 76 RODGER SAFFOLD III

Guard // Indiana // Bedford, Ohio

Ht./Wt.: 6-5/323

NFL Exp.: 9th (9th Rams)

GP/GS: 101/98, (Playoffs): (1/1)

Birth Date: 6/6/1988

Acquired: D2-2010 (No. 33)

**TRANSACTIONS:** Selected by the Rams in the second round (33rd overall) of the 2010 NFL Draft (4/23/10).

**PRO:** Ninth-year pro has played in 101 career games with 98 starts and one postseason start...versatile lineman has started at right tackle, left tackle, left guard and right guard.

**2018 SEASON: vs. Chargers (9/23):** Played all 77 offensive snaps...helped protect QB Jared Goff to reach consecutive games with 300-plus throwing yards...**vs. Arizona (9/16):** Started at left guard and played in all 72 offensive snaps...reached 100 games played in his career...blocked for RB Todd Gurley II to record three rushing touchdowns...**at Oakland (9/10):** Started at left guard and played all 63 offensive snaps...helped give QB Jared Goff time to throw for 233 yards and two touchdowns.

**2017 SEASON:** Started 15 games at left guard plus one playoff start...played a key role on the top-ranked scoring team in the league...all five offensive linemen started 16 games, including the postseason...**at Dallas (10/1):** Played all 69 offensive snaps and paved the way for 168 total rushing yards...**vs. Seattle (10/8):** Played all 74 offensive snaps and gave QB Jared Goff time to throw for 288 yards...**vs. Arizona (10/22):** Played all 80 offensive snaps...opened running lanes for RB Todd Gurley II who notched his fourth 100-plus yard rushing game of the season...**vs. Houston (11/12):** Allowed QB Jared Goff to have time in the pocket to throw for a career-high 355 yards...**at Seattle (12/17):** Was a part of an offensive line that paved the way for RB Todd Gurley II to become the first player in Rams history to rush for at least two touchdowns at CenturyLink field...**at Tennessee (12/24):** Helped protect QB Jared Goff who recorded 301 passing yards and four touchdowns...**Wild Card vs. Atlanta (1/6/18):** Made first-career postseason start at left guard...helped give QB Jared Goff time to throw for 259 yards and one touchdown.

**2016 SEASON:** Started 15 games at various positions along the line including left guard, left tackle, and right tackle...**vs. Seattle (9/18):** Started at left guard and played on all 62 offensive snaps...**at Tampa Bay (9/25):** Started at left guard and played all 65 offensive snaps...opened up a running lane for RB Todd Gurley to rush for two touchdowns...**at New York Jets (11/13):** Started at left guard and helped block for an offense that garnered 125 yards on the ground...**at New Orleans (11/27):** Started at left tackle for the first time since at Seattle (12/30/12)...left the game in the second quarter and did not return...

**2015 SEASON:** Started in five games before going on reserve/injured (10/15)...**at Arizona (10/4):** Part of an offensive line that helped produce 164 rushing yards.

**2014 SEASON:** Started 16 games...saw action at both tackle and guard positions... **at Tampa Bay (9/14):** Started at left guard... part of an offensive line that helped produce 20 first downs...**vs. Dallas (9/21):** Started at left guard...helped block for an offense

that produced 448 total yards...**vs. Seattle (10/19):** Started at right guard...part of an offensive line that blocked for three offensive touchdowns...**vs. Denver (11/16):** Started at left guard...helped block for the offense to register a 100-yard rusher and 100-yard receiver...**vs. Oakland (11/30):** Started at left guard...part of an offensive line that helped the offense score 38 points in the first half, which is tied for second-most in franchise history...**at Washington (12/7):** Started at left guard...part of an offensive line that helped protect QB Shaun Hill to throw two touchdowns and register a 133.3 quarterback rating...

**2013 SEASON:** Played in 12 games with nine starts...started three games at right tackle, five at right guard and one at left tackle...**vs. Arizona (9/8):** Started at right tackle...part of an offensive line that helped block for QB Sam Bradford allowing him to throw for 299 yards and two touchdowns...**vs. Seattle (10/28):** Saw action on offense...part of an offensive line that helped block for RB Zac Stacy to rush for 134 yards...**vs. Tennessee (11/3):** Saw action at right tackle...helped block for RB Zac Stacy rush for his second consecutive 100-yard game...**at Indianapolis (11/10):** Marked his first career start at right guard...helped block for the Rams' backs to run for 140 yards, the team's third straight 100 yard rushing game...**vs. Chicago (11/24):** Started at right guard...part of an offensive line that helped block for the Rams rushing corps to run for 258 yards, the team's highest single game total this season...**vs. New Orleans (12/15):** Started at right guard...part of an offensive line that did not allow a sack...**vs. Tampa Bay (12/22):** Started at right guard...moved to left tackle for Jake Long who left in the first quarter with an injury...helped block for two rushing touchdowns.

**2012 SEASON:** Started 10 games at left tackle, including the final eight of the season...helped RB Steven Jackson reach 1,000 yards for the eighth-straight season...**at San Francisco (11/11):** Started at left tackle...helped the Rams put up 458 total yards on offense...**at Arizona (11/25):** Started at left tackle...helped RB Steven Jackson notch 139 yards on the ground...**vs. Minnesota (12/16):** Started at left tackle...part of an offensive line that helped RB Steven Jackson eclipse 10,000 rushing yards...**at Tampa Bay (12/23):** Started at left tackle...part of an offensive line that allowed QB Sam Bradford time to throw an 80-yard touchdown to TE Lance Kendricks, the longest pass of Bradford's career...**at Seattle (12/30):** Started at left tackle...part of an offensive line that allowed zero sacks on QB Sam Bradford.

**2011 SEASON:** Started all nine games he played...started at left tackle Weeks 1-10.

**2010 SEASON:** Named All-Rookie by Pro Football Weekly and the Pro Football Writers of America...finished the season as the only NFL rookie to start all of his team's games at left tackle this season...allowed only three sacks in 590 pass attempts according to Statspass.com...part of an offensive line that helped RB Steven

Jackson surpass the 1,000-yard mark for a sixth consecutive season.

**COLLEGE:** Started 41-of-42 games at Indiana...while in the starting lineup the Hoosiers rushed over 100 yards in 29 games... in last two years, registered 171 knockdowns and 20 touchdown-resulting blocks...Indiana scored 29 times on the ground when in lineup.

**PERSONAL:** Two-way lineman at Bedford (Ohio) High School... rated a two-star prospect by Rivals.com...earned first team All-Lake Erie League, All-District and honorable mention All-State honors as a senior...played in 2006 Ohio North-South All-Star game...father played football at the University of Iowa... public affairs management major...born Rodger P. Saffold III... participated in several community events, including Make-A-Wish Celebrity Server Dinner, Taste of the NFL, Urban League Turkey Distribution, Financial Football Show-Me Showdown at UMSL and the All-Community Team Ticket program - Spirit of 76.

**Saffold's Career Games/Starts:**

<b>Year</b>	<b>Teams</b>	<b>GP/GS</b>
2018	Los Angeles Rams	3/3
2017	Los Angeles Rams	15/15
	<i>Postseason</i>	<i>1/1</i>
2016	Los Angeles Rams	15/15
2015	Los Angeles Rams	5/5
2014	Los Angeles Rams	16/16
2013	Los Angeles Rams	12/9
2012	Los Angeles Rams	10/10
2011	Los Angeles Rams	9/9
2010	Los Angeles Rams	16/16
<b>Totals</b>		<b>101/98</b>
	<i>Postseason</i>	<i>1/1</i>

# 37 SAM SHIELDS

Cornerback // Miami // Sarasota, Fla.

Ht./Wt.: 5-11/178

NFL Exp.: 7th (1st Rams)

GP/GS: 83/62, (Playoffs): (11/8)

Birth Date: 12/8/1987

Acquired: FA-2018

**TRANSACTIONS:** Signed with the Los Angeles Rams as a free agent (3/8/18)...did not play in the NFL during the 2017 season...originally signed with the Green Bay Packers as an undrafted free agent (4/30/10).

**PRO:** Seventh-year pro has played in 83 games with 62 starts and 11 postseason contests (eight starts)...originally entered the NFL as an undrafted free agent with the Green Bay Packers (4/30/10)...had his finest statistical season in 2013, setting new career highs for starts (14), tackles (64), solo tackles (57) and passes defended (a team-high 25), and tied his previous career best with four interceptions.

**2018 SEASON: vs. Chargers (9/23):** Tallied four tackles (three solo)...had one tackle for loss...added one pass defended...**vs. Arizona (9/16):** Recorded one interception and returned it for 22 yards...deflected one pass...had one solo tackle...**at Oakland (9/10):** Made his Rams debut...played in 18 special teams plays.

**2017 SEASON:** Not on an NFL roster.


**2016 SEASON:** Started the first game of the season against Jacksonville (9/11), suffered a concussion and did not play the rest of the season.

**2015 SEASON:** Started all 12 games that he played in and posted 44 tackles (35 solo)...was tied for the team lead with three interceptions and posted 13 passes defended, which ranked No. 2 on the team...named an alternate for the Pro Bowl...started in the one postseason game that he appeared in, recording three solo tackles and four passes defended (tied for the team lead)...**at Chicago (9/13):** Led the secondary with eight tackles (six solo)...also batted away a short pass by QB Jay Cutler intended for WR Alshon Jeffery in the end zone early in the second quarter...**vs. Kansas City (9/28):** Opened at LCB as the lone CB as the defense opened with three safeties for the second time in three games (at Chicago, Week 1)...posted five solo tackles and recorded his first INT of the season...picked off QB Alex Smith's at the Kansas City 19, returning it 15 yards down the right sideline to set up a 4-yard TD on the next play...made a key play late in the first half when he came up to bring down WR De'Anthony Thomas for a 7-yard loss on third down on a lateral from Smith, forcing a Kansas City punt...**at San Francisco (10/4):** Posted an INT in back-to-back games for the first time in his career...**vs. St. Louis (10/11):** Matched his career high with four passes defended and added two assisted tackles...**at Denver (11/ 1):** Departed on Denver's second drive after sustaining a shoulder injury and did not return...**at Minnesota (11/22):** Recorded six tackles (five solo) and a fumble recovery...**vs. Chicago (11/26):** Posted three tackles (two solo) and a pass defended...**at Detroit (12/3):** Broke up a QB Matthew Stafford pass on third down midway through the fourth quarter that was intended for WR Calvin Johnson to force the Lions to settle for a field goal...**vs. Dallas (12/13):** Started at LCB, shadowing WR Dez Bryant before departing the game midway through the second quarter (concussion)...picked off QB Matt Cassel in the first quarter to halt a Dallas scoring opportunity...the INT gave him a pick in all three career games against the Cowboys in the regular season...**at Arizona NFC Divisional (1/16/17):** Returned to action after missing the previous four games (three regular season, one postseason), playing all 66 snaps...led the team with four passes defended, his career high for a playoff game, and added three solo tackles.

**2014 SEASON:** Started all 14 games he played in at RCB and posted 42 tackles (32 solo), two interceptions and 13 passes defended (No. 2 on the team)...part of a secondary that helped Green Bay rank No. 7 in opponent passer rating (82.0)...named to his first career Pro Bowl, earning a selection to the game as a replacement for Revis (played in the Super Bowl)...sidelined for two games due to a knee injury...started both playoff games and registered six tackles (three solo), an INT and two passes defended...**at Detroit (9/21):** Appeared on 74 of 75 defensive snaps...posted a season-high six solo tackles...**at Chicago (9/28):** Recorded five tackles (three solo) and tied his career high with four passes defended, appearing on all 78 defensive plays...picked off QB Jay Cutler's pass intended for Marshall at the Green Bay 27 late in the third quarter, cutting across the field and returning the pick a career-long 62 yards down the right sideline to the Chicago 11, a turnover that set up QB Rodgers' 3-yard TD pass to Cobb...**at Miami (10/12):** Posted two tackles (one solo) and his second INT of the season...intercepted QB Ryan Tannehill's deep pass at the Green Bay 32...**vs. Chicago (11/9):** Led the secondary with seven tackles (six solo) and added a pass defended on 60 snaps...**vs. New England (11/30):** Started but left in the second quarter after sustaining a concussion...**at Tampa Bay (12/21):** Played 44 snaps and registered a pass defended...**vs. Dallas NFC Divisional (1/11/15):** Appeared on 42 plays and posted two tackles (one solo) and a pass defended...**at Seattle NFC Championship (1/18/15):** Started and played 65 of 70 snaps, recording four tackles (two solo), an INT and a pass defended...the pick gave him five career INTs in the postseason, the most in franchise history.

**2013 SEASON:** Had his finest statistical season, cementing his place as a core player of the team's secondary...set new career highs for starts (14), tackles (64), solo tackles (57) and passes defended (25), and tied his previous career best with four INTs...the passes defended and INT totals both led the team...missed Weeks 11 and 12 with a hamstring injury that was suffered in practice, but returned to start each of the final five contests and the team's Wild Card playoff game, though he exited that game following the second defensive snap with an ankle injury...**at San Francisco (9/8):** Started at RCB and appeared on all 75 defensive plays, posting a career-high 11 tackles (10 solo) and a team-leading three passes defended...**vs. Washington (9/15):** Was awarded one of the defense's game balls after finishing with a team-high nine tackles (eight solo) and a career-high four passes defended...at Cincinnati (9/22): Contributed four tackles (three solo) and made his first INT of the season...**at Dallas (12/15):** Delivered five solo tackles, three passes defended and a game-turning INT that set up the Packers' go-ahead TD drive with less than three minutes to play in the fourth quarter...**at Chicago (12/29):** Saw action on all 50 defensive snaps and posted three tackles (one solo) and his career-high-tying fourth INT that sealed the division title in the final moments of the fourth quarter...**vs. San Francisco NFC Wild Card (1/5/14):** Started the game but suffered a knee injury in a collision with a teammate at the end of the 49ers' second offensive play and did not return.

**2012 SEASON:** Played in 10 games with eight starts...achieved



then-career highs with 38 tackles (27 solo) and 16 passes defended, while also adding three INTs and his first career sack... also continued to contribute on special teams, where he made four tackles on the coverage units...**vs. Chicago (9/13)**: Reclaimed starting duties at CB...at Indianapolis (10/5): Started at RCB and finished with a season-high seven tackles (five solo) and two passes defended...**vs. Detroit (12/2)**: Returned to action following a seven-week hiatus due to the ankle injury...recorded five tackles (three solo) and two passes defended, including his second INT of the season...also contributed on special teams, where he made a tackle on kickoff coverage...**at Chicago (Dec. 18)**: Made three tackles (two solo) and three passes defended...**at Houston (10/14)**: Recorded four tackles (three solo) and his first INT of the season...**vs. Minnesota, NFC Wild Card, (1/5/13)**: Started his third career postseason game, appearing on 62 plays and tying for the team lead with seven tackles (all solo), an INT and two passes defended...**at San Francisco, NFC Divisional (1/12/13)**: Posted five solo tackles, three passes defended and an INT that he returned for his first career TD.

**2011 SEASON**: Returned to his role as the team's nickel CB and appeared in a career-high 15 contests with seven starts... posted 36 tackles (32 solo), a career-high four interceptions, 14 passes defended and his first career forced fumble...chipped in six tackles on special teams...**vs. New Orleans (9/8)**: Started the game as the third CB and appeared on 72 plays, finishing with six tackles (five solo) and three passes defended, also forcing his first career fumble...**vs. Denver (10/2)**: Had an INT early in the fourth quarter...**vs. St. Louis (10/16)**: Posted six tackles (five solo) and also matched his rookie season total by recording his second INT...**vs. Detroit (1/1/12)**: Started at corner...made five tackles (four solo), a pass defended and a game-clinching INT in the waning moments of the fourth quarter to seal the 45-41 win.

**2010 SEASON**: Played in 14 games with six starts as a rookie... also played in all four postseason games with two starts...in the regular season, posted 27 tackles (22 solo) with two INTs and nine passes defended, and returned 21 kickoffs for 452 yards (21.5 avg.) with a long of 49...added 13 tackles (eight solo) with two INTs, a sack, a forced fumble and five passes defended in the playoffs...**at Philadelphia (9/12)**: Started at nickel CB in his first NFL game and teamed with Burnett to become the first Packers rookie DB tandem to open the season since the 1970 AFL/NFL merger...**vs. Miami (10/17)**: Returned to the lineup after missing the previous two games with a calf injury and had four tackles (three solo) and a pass defended...**vs. Dallas (11/7)**: Notched his first pro INT with a leaping...also took over as the kickoff returner to open the second half and posted a season-long 49-yard return, starting from 6 yards deep in the end zone...**at New England (12/19)**: Had a 45-yard kickoff return among six attempts for 128 yards total (21.3 avg.)...**at Philadelphia, NFC Wild Card (1/9/11)**: Started at nickel and recorded three solo tackles and two passes defended...at Chicago, NFC Championship (1/23/11): Registered four solo tackles, a sack, a forced fumble and two INTs...became just the fifth player in franchise history to record two INTs in a playoff game, and became the first NFL rookie (since 1982, when sacks became official) to record two INTs and a sack in a postseason contest...**vs. Pittsburgh, Super Bowl XLV (2/6/11)**:

Had two tackles (one solo), but sustained a shoulder injury during the second quarter and was used sparingly the rest of the way.

**COLLEGE**: Four-year letterman for the Hurricanes who played his first three seasons at WR before moving to CB for his senior campaign...Also showed his talents as a return man and special teams player...Caught 75 passes for 971 yards (12.9 avg.) and seven TDs as a receiver in his career...Ran track as a sophomore...Earned his degree in liberal arts...Senior season (2009): Started 10 of 12 games at CB and ranked sixth on the team with 41 tackles...Registered six tackles in a win vs. Georgia Tech (Sept. 17)...Posted career-high seven tackles, a fumble recovery and a forced fumble at Wake Forest (Oct. 31)...Had an 84-yard kickoff return vs. Wisconsin (Dec. 29) in the Champs Sports Bowl that set up Miami's first TD...Was awarded the Nick Chickillo Most Improved Player Award at the team's annual awards banquet...Junior season (2008): Played in all 13 games as either a WR or a gunner on special teams...Voted UM's Special Teams Player of the Year...Posted 11 receptions for 124 yards (11.3 avg.)...Made a season-high three catches for 32 yards (10.7 avg.) at Virginia (Nov. 1), including a crucial third-down catch for 13 yards that kept Miami's game-tying 95-yard drive alive in the OT win...Sophomore season (2007): Started five of the 10 games he played in, posting 27 receptions for 346 yards (12.8 avg.) and three TDs...Registered career-high 117 receiving yards on six catches (19.5 avg.), including a 51-yard grab, vs. Texas A&M (Sept. 20)...Led the team with five receptions for 80 yards (16.0 avg.) and a TD at North Carolina (Oct. 6)...Hauled in a team-best six receptions for 81 yards (13.5 avg.) at Virginia Tech (Nov. 17)...Freshman season (2006): Played in all 13 games with seven starts as a true freshman in 2006...Named honorable mention Freshman All-America by Sporting News...Posted 37 receptions (third on the team) for 501 yards (second) and four TDs (tied for team lead)...His 37 catches were the most by a Miami true freshman since Reggie Wayne caught 48 passes in 1997... Caught six passes for 88 yards (14.7 avg.) and two TDs at Duke (Oct. 21), the only multi-TD game of his career...Started in the MPC Computers Bowl vs. Nevada (Dec. 31) and had his first 100-yard game as a Hurricane, leading the team with four receptions for 101 yards (25.3 avg.)...Caught a 78-yard TD pass that proved to be the winning score and marked the team's longest pass of the season...Was selected to the 2006 Atlantic Coast Conference Academic Football Team.

**PERSONAL**: Given name Samuel George Shields III...born in Sarasota, Fla....has a 7-year-old daughter, Samyla...one of the nation's top recruits at wide receiver coming out of Booker High in Sarasota, Fla., he was rated the No. 17 WR by Rivals.com and No. 9 by ESPN.com...caught 67 passes for 1,201 yards (17.9 avg.) and 22 TDs as a senior, leading his school to the Class 3A state championship game...of his 67 receptions, 44 went for either TDs or first downs...also returned two punts for TDs and averaged 44 yards per kickoff return...rated No. 16 on the Orlando Sentinel Florida Top 100 list, and was ranked the No. 5 WR on the Florida Times-Union Super 75...also lettered twice in baseball and track and field...participated in both the Donald Driver Celebrity Softball Game and the Edgar Bennett Celebrity Bowl-A-Thon...also signed autographs for participants in the Bellin Health Kids Clinic.



# SAM SHIELDS NFL STATISTICS



## REGULAR SEASON

Year	Team	G/S	Tackles			Sacks	Yards	Interceptions			TD	PD	Fumbles		
			Total	Solo	Asst.			Int.	Yards	Long			FF	FR	Yards
2010	Green Bay Packers	14/6	27	22	5	0.0	0.0	2	0	0	0	9	0	0	0
2011	Green Bay Packers	15/7	36	32	4	0.0	0.0	4	68	60	0	14	1	0	0
2012	Green Bay Packers	10/8	38	27	11	1.0	8.0	3	32	32	0	16	0	0	0
2013	Green Bay Packers	14/14	64	57	7	0.0	0.0	4	3	7	0	25	0	0	0
2014	Green Bay Packers	14/14	42	32	10	0.0	0.0	2	62	62	0	13	0	0	0
2015	Green Bay Packers	12/12	44	35	9	0.0	0.0	3	15	15	0	13	0	1	0
2016	Green Bay Packers	1/1	3	3	0	0.0	0.0	0	0	0	0	2	0	0	0
2018	Los Angeles Rams	3/0	5	4	1	0.0	0.0	1	22	22	0	2	0	0	0
<b>Totals</b>		<b>83/62</b>	<b>259</b>	<b>212</b>	<b>47</b>	<b>1.0</b>	<b>8.0</b>	<b>19</b>	<b>202</b>	<b>62</b>	<b>0</b>	<b>94</b>	<b>1</b>	<b>1</b>	<b>0</b>

## POSTSEASON

Year	Team	G/S	Tackles			Sacks	Yards	Interceptions			TD	PD	Fumbles		
			Total	Solo	Asst.			Int.	Yards	Long			FF	FR	Yards
2010	Green Bay Packers	4/2	13	12	1	1	10	2	40	32	0	5	1	0	0
2011	Green Bay Packers	1/0	0	0	0	0	0	0	0	0	0	1	0	0	0
2012	Green Bay Packers	2/2	12	12	0	0	0	2	52	52t	1	5	0	0	0
2013	Green Bay Packers	1/1	0	0	0	0	0	0	0	0	0	0	0	0	0
2014	Green Bay Packers	2/2	6	3	3	0	0	1	0	0	0	2	0	0	0
2015	Green Bay Packers	1/1	3	3	0	0	0	0	0	0	0	4	0	0	0
<b>TOTALS</b>		<b>11/8</b>	<b>34</b>	<b>30</b>	<b>4</b>	<b>1</b>	<b>10</b>	<b>5</b>	<b>92</b>	<b>52t</b>	<b>1</b>	<b>17</b>	<b>1</b>	<b>0</b>	<b>0</b>

### Regular Season Single Game Highs:

Total Tackles – 11, at San Francisco (9/8/13)  
 Solo Tackles – 10, at San Francisco (9/8/13)  
 Interceptions – 1, 19 times, last vs. Arizona (9/16/18)  
 Passes Defensed – 4, three times, last vs. Rams (10/11/15)  
 Kickoff Returns – 6, at New England (12/19/10)  
 Kickoff Return Long – 49 yards, vs. Dallas (11/7/10)

### Postseason Single Game Highs:

Total Tackles – 7, vs. Minnesota (1/5/13, NFC Wild Card)  
 Solo Tackles – 5, vs. Minnesota (1/5/13, NFC Wild Card)  
 Interceptions – 2, at Chicago (1/23/11, NFC Conference Championship)

# SAM SHIELDS GAME-BY-GAME



### 2018 Los Angeles Rams

Game	W/L	P/S	T	S	A	Sk	Yds	Int	Yds	Lg	TD	PD	FF	FR	Yds
at Oak 9/10	W	1/0	0	0	0	0.0	0.0	0	0	0	0	0	0	0	0
Ari 9/16	W	1/0	1	1	0	0.0	0.0	1	22	22	0	1	0	0	0
LAC 9/23	W	1/0	4	3	1	0.0	0.0	0	0	0	0	1	0	0	0
Min 9/27															
at Sea 10/7															
at Den10/14															
at SF 10/21															
GB 10/28															
at NO 11/4															
Sea 11/11															
KC 11/19															
at Det 12/2															
at Chi 12/9															
Phi 12/16															
at Ari 12/23															
SF 12/30															
<b>Totals</b>	<b>3-0</b>	<b>3/0</b>	<b>5</b>	<b>4</b>	<b>1</b>	<b>0.0</b>	<b>0.0</b>	<b>1</b>	<b>22</b>	<b>22</b>	<b>0</b>	<b>2</b>	<b>0</b>	<b>0</b>	<b>0</b>

### 2016 Green Bay Packers

Game	W/L	P/S	T	S	A	Sk	Yds	Int	Yds	Lg	TD	PD	FF	FR	Yds
at Jax 9/11	W	1/1	3	3	0	0.0	0.0	0	0	0	0	0	0	0	0
<b>TOTALS</b>	<b>1-0/1†</b>	<b>3</b>	<b>3</b>	<b>0</b>	<b>0.0</b>	<b>0.0</b>	<b>0</b>	<b>0</b>	<b>0</b>	<b>0</b>	<b>0</b>	<b>0</b>	<b>0</b>	<b>0</b>	<b>0</b>

### 2015 Green Bay Packers

Game	W/L	P/S	T	S	A	Sk	Yds	Int	Yds	Lg	TD	PD	FF	FR	Yds
at Chi 9/13	W	1/1	8	6	2	0.0	0.0	0	0	0	0	0	1	0	0
vs. Sea 9/20	W	1/1	2	2	0	0.0	0.0	0	0	0	0	0	0	0	0
vs. KC 9/28	W	1/1	5	5	0	0.0	0.0	1	15	15	0	1	0	0	0
at SF 10/4	W	1/1	3	2	1	0.0	0.0	1	0	0	0	1	0	0	0
vs. StL 10/11	W	1/1	2	0	2	0.0	0.0	0	0	0	0	4	0	0	0
vs. SD 10/18	W	1/1	7	7	0	0.0	0.0	0	0	0	0	2	0	0	0
at Den 11/1	L	1/1	0	0	0	0.0	0.0	0	0	0	0	0	0	0	0
at Car 11/8	L														
vs. Det 11/15	L	1/1	1	1	0	0.0	0.0	0	0	0	0	0	0	0	0
at Min 11/22	W	1/1	6	5	1	0.0	0.0	0	0	0	0	0	0	1	0
vs. Chi 11/26	L	1/1	3	2	1	0.0	0.0	0	0	0	0	1	0	0	0
at Det 12/3	W	1/1	5	3	2	0.0	0.0	0	0	0	0	1	0	0	0
vs. Dal 12/13	W	1/1	2	2	0	0.0	0.0	1	0	0	0	2	0	0	0
at Oak 12/20	W	0/0													
at Ari 12/27	L	0/0													
vs. Min 1/3/16	L	0/0													
<b>Totals</b>	<b>10-6</b>	<b>12/12</b>	<b>44</b>	<b>35</b>	<b>9</b>	<b>0.0</b>	<b>0.0</b>	<b>3</b>	<b>15</b>	<b>15</b>	<b>0</b>	<b>13</b>	<b>0</b>	<b>1</b>	<b>0</b>

### 2015 Postseason

Game	W/L	P/S	T	S	A	Sk	Yds	Int	Yds	Lg	TD	PD	FF	FR	Yds
at Was 1/10†	W	0/0													
at Ari 1/16*	L	1/1	3	3	0	0.0	0.0	0	0	0	0	4	0	0	0
<b>TOTALS</b>	<b>1-1</b>	<b>1/1</b>	<b>3</b>	<b>3</b>	<b>0</b>	<b>0.0</b>	<b>0.0</b>	<b>0</b>	<b>0</b>	<b>0</b>	<b>0</b>	<b>4</b>	<b>0</b>	<b>0</b>	<b>0</b>

† Denotes NFC Wild Card Playoff; \*NFC Divisional Playoff

# SAM SHIELDS GAME-BY-GAME CONT.



### 2014 Green Bay Packers

Game	W/L	P/S	T	S	A	Sk	Yds	Int	Yds	Lg	TD	PD	FF	FR	Yds
at Sea 9/4	L	1/1	3	1	2	0.0	0.0	0	0	0	0	2	0	0	0
vs. NYJ 9/14	W	1/1	1	1	0	0.0	0.0	0	0	0	0	1	0	0	0
at Det 9/21	L	1/1	6	6	0	0.0	0.0	0	0	0	0	0	0	0	0
at Chi 9/28	W	1/1	5	3	2	0.0	0.0	1	62	62	0	4	0	0	0
vs. Min 10/2	W	1/1	1	1	0	0.0	0.0	0	0	0	0	0	0	0	0
at Mia 10/12	W	1/1	2	1	1	0.0	0.0	1	0	0	0	1	0	0	0
vs. Car 10/19	W	0/0				Inactive									
at NO 10/26	L	0/0				Inactive									
vs. Chi 11/9	W	1/1	7	6	1	0.0	0.0	0	0	0	0	1	0	0	0
vs. Phi 11/16	W	1/1	7	7	0	0.0	0.0	0	0	0	0	0	0	0	0
at Min 11/23	W	1/1	2	2	0	0.0	0.0	0	0	0	0	1	0	0	0
vs. NE 11/30	W	1/1	1	0	1	0.0	0.0	0	0	0	0	1	0	0	0
vs. Atl 12/8	W	1/1	3	2	1	0.0	0.0	0	0	0	0	1	0	0	0
at Buf 12/14	L	1/1	3	1	2	0.0	0.0	0	0	0	0	0	0	0	0
at TB 12/21	W	1/1	0	0	0	0.0	0.0	0	0	0	0	1	0	0	0
vs. Det 12/28	W	1/1	1	1	0	0.0	0.0	0	0	0	0	0	0	0	0
<b>Totals</b>		<b>12-4</b>	<b>14/14</b>	<b>42</b>	<b>32</b>	<b>10</b>	<b>0.0</b>	<b>0.0</b>	<b>2</b>	<b>62</b>	<b>62</b>	<b>0</b>	<b>13</b>	<b>0</b>	<b>0</b>

### 2014 Postseason

Game	W/L	P/S	T	S	A	Sk	Yds	Int	Yds	Lg	TD	PD	FF	FR	Yds
vs. Dal 1/11/15†	W	1/1	2	1	1	0.0	0.0	0	0	0	0	1	0	0	0
at Sea 1/18/15*	L	1/1	4	2	2	0.0	0.0	1	0	0	0	1	0	0	0
<b>Totals</b>		<b>2/2</b>	<b>6</b>	<b>3</b>	<b>3</b>	<b>0.0</b>	<b>0.0</b>	<b>1</b>	<b>0</b>	<b>0</b>	<b>0</b>	<b>2</b>	<b>0</b>	<b>0</b>	<b>0</b>

† Denotes NFC Divisional Playoff; \*NFC Championship

### 2012 Green Bay Packers

Game	W/L	P/S	T	S	A	Sk	Yds	Int	Yds	Lg	TD	PD	FF	FR	Yds
vs. SF 9/9	L	1/0	1	1	0	0.0	0.0	0	0	0	0	0	0	0	0
vs. Chi 9/13	W	1/1	1	0	1	0.0	0.0	0	0	0	0	1	0	0	0
at Sea 9/24	L	1/1	4	4	0	0.0	0.0	0	0	0	0	2	0	0	0
vs. NO 9/30	W	1/1	5	4	1	0.0	0.0	0	0	0	0	1	0	0	0
at Ind 10/7	L	1/1	7	5	2	0.0	0.0	0	0	0	0	3	0	0	0
at Hou 10/14	W	1/1	3	2	1	0.0	0.0	1	0	0	0	1	0	0	0
at StL 10/21	W	0/0				Inactive									
vs. Jax 10/28	W	0/0				Inactive									
vs. Ari 11/4	W	0/0				Inactive									
at Det 11/18	W	0/0				Inactive									
at NYG 11/25	L	0/0				Inactive									
vs. Min 12/2	W	0/0				Inactive									
vs. Det 12/9	W	1/0	5	3	2	0.0	0.0	1	32	32	0	3	0	0	0
at Chi 12/16	W	1/1	3	2	1	0.0	0.0	0	0	0	0	3	0	0	0
vs. Ten 12/23	W	1/1	2	1	1	1.0	8.0	1	0	0	0	1	0	0	0
at Min 12/30	L	1/1	7	5	2	0.0	0.0	0	0	0	0	1	0	0	0
<b>Totals</b>		<b>11-5</b>	<b>10/8</b>	<b>38</b>	<b>27</b>	<b>11</b>	<b>1.0</b>	<b>8.0</b>	<b>3</b>	<b>32</b>	<b>32</b>	<b>0</b>	<b>16</b>	<b>0</b>	<b>0</b>

### 2012 Postseason

Game	W/L	P/S	T	S	A	Sk	Yds	Int	Yds	Lg	TD	PD	FF	FR	Yds
vs. Min 1/5/13†	W	1/1	7	7	0	0.0	0.0	1	0	0	0	2	0	0	0
at SF 1/12/13*	L	1/1	5	5	0	0.0	0.0	1	52	52†	1	3	0	0	0
<b>Totals</b>		<b>1-1</b>	<b>2/2</b>	<b>12</b>	<b>0</b>	<b>0.0</b>	<b>0.0</b>	<b>2</b>	<b>52</b>	<b>52†</b>	<b>1</b>	<b>5</b>	<b>0</b>	<b>0</b>	<b>0</b>

† Denotes NFC Wild Card Playoff; \*NFC Divisional Playoff

### 2010 Green Bay Packers

Game	W/L	P/S	T	S	A	Sk	Yds	Int	Yds	Lg	TD	PD	FF	FR	Yds
at Phi 9/12	W	1/1	3	1	2	0.0	0.0	0	0	0	0	0	0	0	0
vs. Buf 9/19	W	1/0	2	2	0	0.0	0.0	0	0	0	0	0	0	0	0
at Chi 9/27	L	1/1	1	0	1	0.0	0.0	0	0	0	0	0	0	0	0
vs. Det 10/3	W	0/0				Inactive									
at Was 10/10	L	0/0				Inactive									
vs. Mia 10/17	L	1/0	4	3	1	0.0	0.0	0	0	0	0	1	0	0	0
vs. Min 10/24	W	1/1	0	0	0	0.0	0.0	0	0	0	0	0	0	0	0
at NYJ 10/31	W	1/0	1	1	0	0.0	0.0	0	0	0	0	0	0	0	0
vs. Dal 11/7	W	1/0	1	1	0	0.0	0.0	1	0	0	0	2	0	0	0
at Min 11/21	W	1/1	2	2	0	0.0	0.0	0	0	0	0	2	0	0	0
at Atl 11/28	L	1/0	2	2	0	0.0	0.0	0	0	0	0	0	0	0	0
vs. SF 12/5	W	1/0	0	0	0	0.0	0.0	0	0	0	0	1	0	0	0
at Det 12/12	L	1/1	5	4	1	0.0	0.0	0	0	0	0	0	0	0	0
at NE 12/19	L	1/0	4	4	0	0.0	0.0	0	0	0	0	1	0	0	0
vs. NYG 12/26	W	1/0	2	2	0	0.0	0.0	1	0	0	0	1	0	0	0
vs. Chi 1/2/11	W	1/1	0	0	0	0.0	0.0	0	0	0	0	1	0	0	0
<b>Totals</b>		<b>10-6</b>	<b>14/6</b>	<b>27</b>	<b>22</b>	<b>5</b>	<b>0.0</b>	<b>0.0</b>	<b>2</b>	<b>0</b>	<b>0</b>	<b>9</b>	<b>0</b>	<b>0</b>	<b>0</b>

### 2010 Postseason

Game	W/L	P/S	T	S	A	Sk	Yds	Int	Yds	Lg	TD	PD	FF	FR	Yds
at Phi 1/9/11†	W	1/1	3	3	0	0.0	0.0	0	0	0	0	2	0	0	0
at Atl 1/15/11*	W	1/0	4	4	0	0.0	0.0	0	0	0	0	1	0	0	0
at Chi 1/23/11\$	W	1/1	4	4	0	1.0	10.0	2	40	32	0	2	1	0	0
vs. Pit 2/6/11#	W	1/0	2	1	1	0.0	0.0	0	0	0	0	0	0	0	0
<b>TOTALS</b>		<b>4-0</b>	<b>4/2</b>	<b>13</b>	<b>12</b>	<b>1</b>	<b>1.0</b>	<b>10.0</b>	<b>2</b>	<b>40</b>	<b>32</b>	<b>0</b>	<b>5</b>	<b>1</b>	<b>0</b>

† Denotes NFC Wild Card Playoff; \*NFC Divisional Playoff; \$NFC Championship; #Super Bowl XLV, North Texas

### 2013 Green Bay Packers

Game	W/L	P/S	T	S	A	Sk	Yds	Int	Yds	Lg	TD	PD	FF	FR	Yds
at SF 9/8	L	1/1	11	10	1	0.0	0.0	0	0	0	0	0	0	0	0
vs. Was 9/15	W	1/1	9	8	1	0.0	0.0	0	0	0	0	0	0	0	0
at Cin 9/22	L	1/1	4	3	1	0.0	0.0	1	1	1	0	1	0	0	0
vs. Det 10/6	W	1/1	3	3	0	0.0	0.0	0	0	0	0	0	0	0	0
at Bal 10/13	W	1/1	1	1	0	0.0	0.0	0	0	0	0	0	0	0	0
vs. Cle 10/20	W	1/1	0	0	0	0.0	0.0	0	0	0	0	0	0	0	0
at Min 10/27	W	1/1	3	3	0	0.0	0.0	0	0	0	0	0	0	0	0
vs. Chi 11/4	L	1/1	4	3	1	0.0	0.0	0	0	0	0	0	0	0	0
vs. Phi 11/10	L	1/1	7	7	0	0.0	0.0	0	0	0	0	0	0	0	0
at NYG 11/17	L	0/0				Inactive									
vs. Min 11/24	T	0/0				Inactive									
at Det 11/28	L	1/1	7	7	0	0.0	0.0	1	0	0	0	3	0	0	0
vs. Atl 12/8	W	1/1	2	2	0	0.0	0.0	0	0	0	0	0	0	0	0
at Dal 12/15	W	1/1	5	5	0	0.0	0.0	1	-5	-5	0	3	0	0	0
vs. Pit 12/22	L	1/1	5	4	1	0.0	0.0	0	0	0	0	2	0	0	0
at Chi 12/29	W	1/1	3	1	2	0.0	0.0	1	7	7	0	2	0	0	0
<b>Totals</b>		<b>14/14</b>	<b>64</b>	<b>57</b>	<b>7</b>	<b>0.0</b>	<b>0.0</b>	<b>4</b>	<b>3</b>	<b>7</b>	<b>0</b>	<b>25</b>	<b>0</b>	<b>0</b>	<b>0</b>

### 2013 Postseason

Game	W/L	P/S	T	S	A	Sk	Yds	Int	Yds	Lg	TD	PD	FF	FR	Yds
vs. SF 1/5/14†	L	1/1	0	0	0	0.0	0.0	0	0	0	0	0	0	0	0
<b>Totals</b>		<b>0-1</b>	<b>1/1</b>	<b>0</b>	<b>0</b>	<b>0</b>	<b>0</b>	<b>0</b>	<b>0</b>	<b>0</b>	<b>0</b>	<b>0</b>	<b>0</b>	<b>0</b>	<b>0</b>

† NFC Divisional Playoff

### 2011 Green Bay Packers

Game	W/L	P/S	T	S	A	Sk	Yds	Int	Yds	Lg	TD	PD	FF	FR	Yds
vs. NO 9/8	W	1/1	6	5	1	0.0	0.0	0	0	0	0	3	1	0	0
at Car 9/18	W	1/1	1	1	0	0.0	0.0	0	0	0	0	0	0	0	0
at Chi 9/25	W	1/1	3	3	0	0.0	0.0	0	0	0	0	1	0	0	0
vs. Den 10/2	W	1/0	0	0	0	0.0	0.0	1	60	60	0	1	0	0	0
at Atl 10/9	W	1/0	2	2	0	0.0	0.0	0	0	0	0	1	0	0	0
vs. StL 10/16	W	1/0	6	5	1	0.0	0.0	1	0	0	0	1	0	0	0
at Min 10/23	W	0/0				Inactive		</							





# 93 NDAMUKONG SUH

Defensive Tackle // Nebraska // Portland, Ore.

Ht./Wt.: 6-4/313

NFL Exp.: 9th (1st Rams)

GP/GS: 129/129, (Playoffs): (3/3)

Birth Date: 1/6/1987

Acquired: FA-2018

**TRANSACTIONS:** Signed with the Rams as an unrestricted free agent (4/6/18)...released by Miami (3/14/18)...signed by Miami as an unrestricted free agent (3/11/15)...signed by Detroit as a first-round draft choice, No. 2 overall (8/25/10).

**PRO:** Pronounced En-dom-ah-ken Soo...three time First-Team All-Pro...five time Pro Bowler...2010 NFL Defensive Rookie of the Year...leads all interior defensive linemen with 55.0 stuffs (defined as any tackle of a ball carrier behind the line of scrimmage during a rushing attempt) and his 52.5 sacks rank second among all defensive tackles...has started in 102 consecutive games from 2010-18, the longest active streak among NFL defensive tackles.

**2018 SEASON: vs. Chargers (9/23):** Totaled three tackles (one solo)...had one sack for a four yard loss...recorded two quarterback hits...had one fumble recovery and one pass defended...**vs. Arizona (9/16):** Had one assisted tackle...recorded one quarterback hit...**at Oakland (9/10):** Made his Rams debut...reached the 100 mark for consecutive starts...recorded four tackles (two solo) and had one quarterback hit.

**2017 SEASON:** Selected by teammates to serve as a season-long captain...started all 16 games...recorded 48 tackles (29 solo), 4.5 sacks, two forced fumbles and two passes defended...**at Los Angeles Chargers (9/17):** Registered four tackles (two solo)...**at New York Jets (9/24):** Recorded four tackles (three solo) and one forced fumble forcing a QB Josh McCown fumble in the third quarter...**vs. New Orleans (10/1):** Made four solo tackles...**at Atlanta (10/15):** Totaled three tackles (two solo) and 1.0 sack for a loss of five yards... **vs. New York Jets (10/22):** Registered two assisted tackles and 0.5 sack...**at Baltimore (10/26):** Had five tackles (three solo)...started his 90th consecutive game, the second-longest games started streak among active NFL defensive linemen...**vs. Oakland (11/5):** Posted one solo tackle, 1.0 sack and one forced fumble...strip-sacked QB Derek Carr on third-and-14 in the fourth quarter, pushing him over the 50-sack mark for his career...**vs. New England (12/11):** Posted three tackles (two solo), 1.0 sack and one pass defended in the 27-20 victory...sacked QB Tom Brady for a loss of two yards, forcing New England to punt...knocked down a QB Tom Brady pass in the third quarter...**at Buffalo (12/17):** Recorded a season-high seven tackles (six solo).

**2016 SEASON:** Started all 16 games...recorded 72 tackles (41 solo), 5.0 sacks, six passes defended and one fumble recovery...named to his fifth-career Pro Bowl...**at Seattle (9/11):** Totaled four tackles (two solo), 1.0 sack and one pass defended...**at New England (9/18):** Led the team with a season-high 12 tackles (four solo)...**vs. Cleveland (9/25):** Totaled six tackles (four solo) and 1.5 sacks, resulting in a loss of 7.5 yards...**vs. Pittsburgh (10/16):** Started his 100th career game in the 30-15 win...part of a defense that held QB Ben Roethlisberger to a 57.1 QB rating...**vs. Buffalo (10/23):** Recorded two tackles (one solo) and one sack in the 28-25 victory...**vs. New York Jets (11/6):** Registered five tackles (four solo), 1.0 sack and one pass defended...also broke up a pass...**at San Diego (11/13):** Recorded five tackles (three solo), 0.5 sacks and one pass defended...**at Los Angeles (11/20):** Totaled six tackles (three solo) and one pass defended...**vs. San Francisco (11/27):** Recorded three solo tackles in the 31-24 win...tackled 49ers QB Colin Kaepernick short of the goal line with LB Kiko



Alonso on the final play of the game...**at New York Jets (12/17):** Registered five tackles (four solo) and one fumble recovery...**at Buffalo (12/24):** Recorded six tackles (three solo) and one pass defended in the 34-31 win...tipped a QB Tyrod Taylor pass at the line of scrimmage on third-and-2 in overtime...**vs. New England (1/1/17):** Made four tackles (three solo) and one pass defended...**at Pittsburgh (1/8/17):** Recorded four solo tackles and 1.0 sack in the AFC Wild Card game...sacked QB Ben Roethlisberger for a loss of 9 yards.

**2015 SEASON:** Started all 16 games...recorded 61 tackles (39 solo), 6.0 sacks and five passes defended...**at Washington (9/13):** Made his Dolphins debut and recorded two tackles (one solo) in the season-opening win...**vs. Buffalo (9/27):** Totaled four solo tackles...**vs. Houston (10/25):** Registered six stops (five solo), 2.0 sacks and two passes defended...**at Buffalo (11/8):** Finished with three tackles (one solo) and 1.0 sack...**at Philadelphia (11/15):** Recorded a season-high nine tackles (seven solo) and 1.0 sack in a win...the nine tackles were the most by a Dolphins defensive tackle since Daryl Gardener had nine stops vs. Tampa Bay in 2000...**vs. Dallas (11/22):** Posted seven tackles (four solo)...recorded at least one half-sack in each of the final three games of the season...**at New England (11/23):** Recorded four tackles (three for loss)...**vs. Tampa Bay (12/7):** Registered six tackles, 1.0 sack and three quarterback hits...**vs. Minnesota (12/14):** Collected four tackles, 1.0 sack and one quarterback hit...**at Chicago (12/21):** Recorded four tackles, 2.0 sacks, three quarterback hits and one pass defended...**at Green Bay (12/28):** Registered seven tackles (six solo and one for loss), one quarterback hit and defended one pass...**at Dallas (1/4/15):** Posted three solo tackles and 2.0 sacks in the NFC Wild Card game...became the first Lions player with 2.0-plus sacks in a postseason game since sacks became an official statistic in 1982.

**2013 SEASON:** Named first-team All-Pro by the *Associated Press* and the *Sporting News*...was named to the NFL Pro Bowl team marking his third selection...started all 16 games...recorded 49 tackles (36 solo), 5.5 sacks, six passes defended, one forced fumble and one safety...**at Arizona (9/15):** Posted three tackles and two quarterback hits...**vs. Chicago (9/29):** Recorded four solo tackles, 2.0 sacks (22 yards), and a sack-fumble...**at Green Bay (10/6):**

Posted four tackles (three solo) and a 0.5 sack...**vs. Cincinnati (10/20)**: Registered 1.0 sack and three solo tackles...**at Chicago (11/10)**: Posted two solo tackles, 1.0 sack, four quarterback hits and one pass defended...**vs. Tampa Bay (11/24)**: Had three tackles...**vs. Green Bay (11/28)**: Registered his first career safety on a one-yard sack...also recorded four tackles...**at Philadelphia (12/8)**: Tied for the team lead with 10 tackles (seven solo)...**at Minnesota (12/29)**: Recorded three tackles and two passes defended.

**2012 SEASON**: Named second-team All-Pro by the *Associated Press*...named to the 2012 NFL Pro Bowl team, his second Pro Bowl appearance...started all 16 games...recorded 34 tackles (24 solo), 8.0 sacks and two passes defended...**vs. St. Louis (9/9)**: Finished with two tackles and a sack for a 12-yard loss...posted two tackles for loss...**vs. San Francisco (9/16)**: Registered 1.0 sack for a total loss of 17 yards, marking the second time in three NFL seasons he registered sacks in each of the season's first two games...**at Philadelphia (10/14)**: Finished with two solo tackles and one pass defended...**at Chicago (10/22)**: Recorded his third sack of the season...**vs. Indianapolis (12/2)**: Tallied 1.0 sack, six tackles (five solo) and one pass defended...**at Arizona (12/16)**: Tallied 1.0 sack and finished with three tackles...**vs. Atlanta (12/22)**: Recorded 0.5 sack...**vs. Chicago (12/30)**: Collected 1.0 sack, became the only Lions defensive tackle since 1982 to record seven-plus sacks in two different seasons (10.0 in 2010 and 8.0 in 2012).

**2011 SEASON**: Named First-Team All-Pro by the *Sporting News*...started 14 games...recorded 36 tackles (26 solo), 4.0 sacks, one pass defended and one blocked field goal...**vs. Kansas City (9/18)**: Recorded his first sack of the season for a loss of nine yards to end the first half...**at Minnesota (9/25)**: Recorded second sack of the season for a loss of 9 yards...**at Oakland (12/18)**: With the Raiders lining up for a 65-yard game-winning field goal with four seconds left, Suh got his right hand on the attempt by Oakland K Sebastian Janikowski marking the first Lions blocked kick since Dec. 27, 2009...**at New Orleans (1/7/12)**: Posted three solo tackles, 0.5 sack and two quarterback hits in the NFC Wild Card game

**2010 SEASON**: Named first-team All-Pro by the *Associated Press*, *Pro Football Writers of America* and the *Sporting News*, the first rookie defensive tackle to be named to the Associated Press All-Pro Team since the recognition was designated by offense and defense in 1951...became the first rookie defensive lineman to be named AP All-Pro since Titans DE Jevon Kearse in 1999...earned first-career Pro Bowl Honors...started all 16 games as a rookie...

recorded 66 tackles (49 solo) and a team-high 10.0 sacks, three passes defended, one interception, one fumble recovery (returned for a 17-yard touchdown) and a forced fumble...**at Chicago (9/12)**: Recorded one solo tackle and 1.0 sack in his NFL debut...**vs. Philadelphia (9/19)**: Tied a season high with eight tackles (six solo) and 1.0 sack...**at Green Bay (10/3)**: Tallied three solo tackles and had 1.0 sack...**vs. St. Louis (10/10)**: Notched three tackles (two solo) and his first career interception (returned 20 yards)...**at New York Giants (10/17)**: Recorded three tackles (two solo) and 1.5 sacks, his first multi-sack career game...**at Washington (10/31)**: Tallied five tackles and a season-high 2.0 sacks including his first career fumble recovery, which was returned 17 yards for a touchdown...**at Dallas (11/21)**: Tied a season high with eight tackles (five solo) and a half-sack...**vs. New England (11/25)**: Notched four tackles (three solo) and 1.0 sack...**at Miami (12/26)**: Recorded five solo tackles and 1.0 sack...**vs. Minnesota (1/2/11)**: Tallied six tackles (four solo) and 1.0 sack in the season finale.

**COLLEGE**: Five-year letterman (2005-09) and three-year starter at Nebraska...played in 53 career games with 39 starts...recorded 215 tackles (125 solo) with 24.0 sacks, 57 TFL and 39 pressures...forced three fumbles and recovered another, intercepted four passes for 79 yards in returns that included two touchdowns and 15 passes defended...added a 2-yard touchdown pass and six blocked kicks...his 57 TFL ranked No. 2 in school history behind Grant Wistrom (58.5, 1994-97)...graduated with a degree in construction management.

**PERSONAL**: Also played basketball and was a track standout for Grant High School, earning honorable mention All-League honors in basketball as a junior and senior...in track, Suh was the district shot put champion in 2004 and won the OSAA Class 4A shot put title in 2005 with a school record throw of 61-4...volunteered at Nebraska local hospitals...volunteered his time as a speaker at Pound Middle School in Lincoln, Nebraska...interned with Related Companies during the 2016 offseason...gave away backpacks to students at Booker T. Washington High School in Miami in September 2016...invited fans and teammates to join him for a number of movie premieres during the 2016 season in Miami...joined forces with Pay Away the Layaway to purchase clothing for families in need during the 2016 holiday season...Suh's mother, Bernadette, is from Jamaica, while his father, Michael, hails from Cameroon...in the Ngema tribe in Cameroon, Ndamukong means "House of Spears"...born January 6, 1987.

# NDAMUKONG SUH NFL STATISTICS



## REGULAR SEASON

Year	Team	G/S	Tackles			Asst.	Sacks	Yards	Interceptions			TD	PD	Fumbles		Yards
			Total	Solo					Int.	Yards	Long			FF	FR	
2010	Detroit Lions	16/16	66	49	17	10.0	47.5	1	20	20	0	3	1	1	17	
2011	Detroit Lions	14/14	36	26	10	4.0	31.0	0	0	0	0	1	0	0	0	
2012	Detroit Lions	16/16	34	24	10	8.0	67.0	0	0	0	0	2	0	0	0	
2013	Detroit Lions	16/16	49	36	13	5.5	43.5	0	0	0	0	6	1	0	0	
2014	Detroit Lions	16/16	53	44	9	8.5	54.5	0	0	0	0	3	0	0	0	
2015	Miami Dolphins	16/16	61	39	22	6.0	41.0	0	0	0	0	5	0	0	0	
2016	Miami Dolphins	16/16	72	41	31	5.0	37.5	0	0	0	0	6	0	1	0	
2017	Miami Dolphins	16/16	48	29	19	4.5	17.0	0	0	0	0	2	2	0	0	
2018	Los Angeles Rams	3/3	8	4	4	1.0	4.0	0	0	0	0	1	0	1	0	
<b>Totals</b>		<b>129/129</b>	<b>427</b>	<b>292</b>	<b>135</b>	<b>52.5</b>	<b>343.0</b>	<b>1</b>	<b>20</b>	<b>20</b>	<b>0</b>	<b>29</b>	<b>4</b>	<b>3</b>	<b>17</b>	

## POSTSEASON

Year	Team	G/S	Tackles			Asst.	Sacks	Yards	Interceptions			TD	PD	Fumbles		Yards
			Total	Solo					Int.	Yards	Long			FF	FR	
2011	Detroit Lions	1/1	3	0	3	0.5	3.0	0	0	0	0	0	0	0	0	0
2014	Detroit Lions	1/1	3	3	0	2.0	15.0	0	0	0	0	0	0	0	0	0
2016	Miami Dolphins	1/1	4	4	0	1.0	9.0	0	0	0	0	0	0	0	0	0
<b>Totals</b>		<b>3/3</b>	<b>10</b>	<b>7</b>	<b>3</b>	<b>3.5</b>	<b>27.0</b>	<b>0</b>	<b>0</b>	<b>0</b>	<b>0</b>	<b>0</b>	<b>0</b>	<b>0</b>	<b>0</b>	<b>0</b>

### Regular Season Single Game Career Highs:

Total Tackles – 12, at New England (9/18/16)  
 Sacks – 2.0, five times, last vs. Houston (10/25/15)  
 Interceptions – 1, vs. St. Louis (10/10/10)  
 Passes Defensed – 2, three times, last vs. Houston (10/5/5)

### Postseason Single Game Career Highs:

Total Tackles – 4, at Pittsburgh (1/8/17, AFC Wild Card Game)  
 Sacks – 2.0, at Dallas (1/4/15, NFC Wild Card Game)

### Additional Career Statistics:

Fumble Return for TD – 1, vs. Washington (10/31/10)  
 Blocked Field Goal – 1, at Oakland (12/18/11)

# NDAMUKONG SUH GAME-BY-GAME



### 2018 Los Angeles Rams

Game	W/L	P/S	T	S	A	Sk	Yds	Int	Yds	Lg	TD	PD	FF	FR	Yds
at Oak 9/10	W	1/1	4	2	2	0.0	0.0	0	0	0	0	0	0	0	0
Ari 9/16	W	1/1	1	0	1	0.0	0.0	0	0	0	0	0	0	0	0
LAC 9/23	W	1/1	3	2	1	1.0	4.0	0	0	0	0	1	0	1	0
Min 9/27															
at Sea 10/7															
at Den 10/14															
at SF 10/21															
GB 10/28															
at NO 11/4															
Sea 11/11															
KC 11/19															
at Det 12/2															
at Chi 12/9															
Phi 12/16															
at Ari 12/23															
SF 12/30															
<b>Totals</b>	<b>3-0</b>	<b>3/3</b>	<b>8</b>	<b>4</b>	<b>4</b>	<b>1.0</b>	<b>4.0</b>	<b>0</b>	<b>0</b>	<b>0</b>	<b>0</b>	<b>1</b>	<b>0</b>	<b>1</b>	<b>0</b>

### 2017 Miami Dolphins

Game	W/L	P/S	T	S	A	Sk	Yds	Int	Yds	Lg	TD	PD	FF	FR	Yds
at LAC 9/17	W	1/1	4	2	2	0.0	0.0	0	0	0	0	0	0	0	0
at NYJ 9/24	L	1/1	4	3	1	0.0	0.0	0	0	0	0	0	0	1	0
NO 10/1	L	1/1	4	4	0	0.0	0.0	0	0	0	0	0	0	0	0
Ten 10/8	W	1/1	1	1	0	1.0	0.0	0	0	0	0	0	0	0	0
at Atl 10/15	W	1/1	3	2	1	1.0	5.0	0	0	0	0	0	0	0	0
NYJ 10/22	W	1/1	2	0	2	0.5	5.0	0	0	0	0	0	0	0	0
at Bal 10/26	L	1/1	5	3	2	0.0	0.0	0	0	0	0	0	0	0	0
Oak 11/5	L	1/1	1	1	0	1.0	5.0	0	0	0	0	0	0	1	0
at Car 11/13	L	1/1	3	0	3	0.0	0.0	0	0	0	0	0	0	0	0
TB 11/19	L	1/1	3	0	3	0.0	0.0	0	0	0	0	0	0	0	0
at NE 11/26	L	1/1	1	1	0	0.0	0.0	0	0	0	0	0	0	1	0
Den 12/3	W	1/1	4	4	0	0.0	0.0	0	0	0	0	0	0	0	0
NE 12/11	W	1/1	3	2	1	1.0	2.0	0	0	0	0	0	0	1	0
at Buf 12/17	L	1/1	7	6	1	0.0	0.0	0	0	0	0	0	0	0	0
at KC 12/24	L	1/1	2	0	2	0.0	0.0	0	0	0	0	0	0	0	0
Buf 12/31	L	1/1	1	0	1	0.0	0.0	0	0	0	0	0	0	0	0
<b>Totals</b>	<b>6-10</b>	<b>16/16</b>	<b>48</b>	<b>29</b>	<b>19</b>	<b>4.5</b>	<b>17.0</b>	<b>0</b>	<b>0</b>	<b>0</b>	<b>0</b>	<b>0</b>	<b>2</b>	<b>2</b>	<b>0</b>

# NDAMUKONG SUH GAME-BY-GAME CONT.



## 2016 Miami Dolphins

Game	W/L	P/S	T	S	A	Sk	Yds	Int	Yds	Lg	TD	PD	FF	FR	Yds
at Sea 9/11	L	1/1	4	2	2	1.0	13.0	0	0	0	1	0	0	0	0
at NE 9/18	L	1/1	12	4	8	0.0	0.0	0	0	0	0	0	0	0	0
Cle 9/25	W	1/1	6	4	2	1.5	7.5	0	0	0	0	0	0	0	0
at Cin 9/29	L	1/1	5	3	2	0.0	0.0	0	0	0	0	0	0	0	0
Ten 10/9	L	1/1	1	1	0	0.0	0.0	0	0	0	0	0	0	0	0
Pit 10/16	W	1/1	2	1	1	0.0	0.0	0	0	0	0	0	0	0	0
Buf 10/23	W	1/1	2	1	1	1.0	6.0	0	0	0	0	0	0	0	0
NYJ 11/6	W	1/1	5	4	1	1.0	8.0	0	0	0	1	0	0	0	0
at SD 11/13	W	1/1	5	3	2	0.5	3.0	0	0	0	1	0	0	0	0
at LA 11/20	W	1/1	6	3	3	0.0	0.0	0	0	0	1	0	0	0	0
SF 11/27	W	1/1	3	3	0	0.0	0.0	0	0	0	0	0	0	0	0
at Bal 12/4	L	1/1	2	0	2	0.0	0.0	0	0	0	0	0	0	0	0
Ari 12/11	W	1/1	4	2	2	0.0	0.0	0	0	0	0	0	0	0	0
at NYJ 12/17	W	1/1	5	4	1	0.0	0.0	0	0	0	0	0	0	1	0
at Buf 12/24	W	1/1	6	3	3	0.0	0.0	0	0	0	1	0	0	0	0
NE 11/17	L	1/1	4	3	1	0.0	0.0	0	0	0	1	0	0	0	0
<b>Totals</b>	<b>10-6</b>	<b>16/16</b>	<b>72</b>	<b>41</b>	<b>31</b>	<b>5.0</b>	<b>37.5</b>	<b>0</b>	<b>0</b>	<b>0</b>	<b>6</b>	<b>0</b>	<b>0</b>	<b>1</b>	<b>0</b>

## 2016 Postseason

Game	W/L	P/S	T	S	A	Sk	Yds	Int	Yds	Lg	TD	PD	FF	FR	Yds
at Pit 1/8/17†	L	1/1	4	4	0	1.0	9.0	0	0	0	0	0	0	0	0
<b>Totals</b>	<b>0-1</b>	<b>1/1</b>	<b>4</b>	<b>4</b>	<b>0</b>	<b>1.0</b>	<b>9.0</b>	<b>0</b>	<b>0</b>	<b>0</b>	<b>0</b>	<b>0</b>	<b>0</b>	<b>0</b>	<b>0</b>

† Denotes AFC Wildcard Game

## 2014 Detroit Lions

Game	W/L	P/S	T	S	A	Sk	Yds	Int	Yds	Lg	TD	PD	FF	FR	Yds
NYG 9/8	W	1/1	3	3	0	0.0	0.0	0	0	0	0	0	0	0	0
at Car 9/14	L	1/1	3	3	0	0.0	0.0	0	0	0	0	0	0	0	0
GB 9/21	W	1/1	2	1	1	1.0	8.0	0	0	0	0	0	0	0	0
at NYJ 9/28	W	1/1	1	1	0	0.0	0.0	0	0	0	0	0	0	0	0
Buf 10/5	L	1/1	5	3	2	0.0	0.0	0	0	0	0	0	0	0	0
at Min 10/12	W	1/1	4	4	0	2.0	3.0	0	0	0	0	0	0	0	0
NO 10/19	W	1/1	2	1	1	0.5	3.5	0	0	0	1	0	0	0	0
at Atl 10/26	W	1/1	3	3	0	0.0	0.0	0	0	0	0	0	0	0	0
Mia 11/9	W	1/1	4	3	1	1.0	10.0	0	0	0	0	0	0	0	0
at Ari 11/16	L	1/1	1	1	0	0.0	0.0	0	0	0	0	1	0	0	0
at NE 11/23	L	1/1	4	4	0	0.0	0.0	0	0	0	0	0	0	0	0
Chi 11/27	W	1/1	0	0	0	0.0	0.0	0	0	0	0	0	0	0	0
TB 12/7	W	1/1	6	5	1	1.0	11.0	0	0	0	0	0	0	0	0
Min 12/14	W	1/1	4	2	2	1.0	8.0	0	0	0	0	0	0	0	0
at Chi 12/21	W	1/1	4	4	0	2.0	11.0	0	0	0	0	0	0	0	0
at GB 12/28	L	1/1	7	6	1	0.0	0.0	0	0	0	0	1	0	0	0
<b>Totals</b>	<b>11-5</b>	<b>16/16</b>	<b>53</b>	<b>44</b>	<b>9</b>	<b>8.5</b>	<b>54.5</b>	<b>0</b>	<b>0</b>	<b>0</b>	<b>0</b>	<b>3</b>	<b>0</b>	<b>0</b>	<b>0</b>

## 2014 Postseason

Game	W/L	P/S	T	S	A	Sk	Yds	Int	Yds	Lg	TD	PD	FF	FR	Yds
at Dal 1/4/15†	L	1/1	3	3	0	2.0	15.0	0	0	0	0	0	0	0	0
<b>Totals</b>	<b>0-1</b>	<b>1/1</b>	<b>3</b>	<b>3</b>	<b>0</b>	<b>2.0</b>	<b>15.0</b>	<b>0</b>	<b>0</b>	<b>0</b>	<b>0</b>	<b>0</b>	<b>0</b>	<b>0</b>	<b>0</b>

† Denotes NFC Wildcard Game

## 2012 Detroit Lions

Game	W/L	P/S	T	S	A	Sk	Yds	Int	Yds	Lg	TD	PD	FF	FR	Yds
StL 9/9	W	1/1	2	2	0	1.0	12.0	0	0	0	0	0	0	0	0
at SF 9/16	L	1/1	1	1	0	1.0	12.0	0	0	0	0	0	0	0	0
at Ten 9/23	L	1/1	2	2	0	0.0	0.0	0	0	0	0	0	0	0	0
Min 9/30	L	1/1	2	1	1	0.5	5.0	0	0	0	0	0	0	0	0
at Phi 10/14	W	1/1	2	2	0	0.0	0.0	0	0	0	0	1	0	0	0
at Chi 10/22	L	1/1	1	1	0	1.0	8.0	0	0	0	0	0	0	0	0
Sea 10/28	W	1/1	2	2	0	0.0	0.0	0	0	0	0	0	0	0	0
at Jax 11/4	W	1/1	0	0	0	0.0	0.0	0	0	0	0	0	0	0	0
at Min 11/11	L	1/1	2	2	0	1.0	7.0	0	0	0	0	0	0	0	0
GB 11/18	L	1/1	5	2	3	0.0	0.0	0	0	0	0	0	0	0	0
Hou 11/22	L	1/1	0	0	0	0.0	0.0	0	0	0	0	0	0	0	0
Ind12/2	L	1/1	6	5	1	1.0	7.0	0	0	0	0	1	0	0	0
at GB 12/9	L	1/1	1	0	1	0.0	0.0	0	0	0	0	0	0	0	0
at Ari 12/16	L	1/1	3	2	1	1.0	7.0	0	0	0	0	0	0	0	0
Atl 12/22	L	1/1	4	1	3	0.5	4.0	0	0	0	0	0	0	0	0
Chi 12/30	L	1/1	1	1	0	1.0	5.0	0	0	0	0	0	0	0	0
<b>Totals</b>	<b>4-12</b>	<b>16/16</b>	<b>34</b>	<b>24</b>	<b>10</b>	<b>8.0</b>	<b>67.0</b>	<b>0</b>	<b>0</b>	<b>0</b>	<b>0</b>	<b>2</b>	<b>0</b>	<b>0</b>	<b>0</b>

## 2010 Detroit Lions

Game	W/L	P/S	T	S	A	Sk	Yds	Int	Yds	Lg	TD	PD	FF	FR	Yds
at Chi 9/12	L	1/1	1	1	0	1.0	1.0	0	0	0	0	0	0	0	0
Phi 9/19	L	1/1	8	6	2	1.0	7.0	0	0	0	0	0	0	0	0
at Min 9/26	L	1/1	4	4	0	0.0	0.0	0	0	0	0	0	0	0	0
at GB 10/3	L	1/1	3	3	0	1.0	5.0	0	0	0	0	0	0	0	0
StL 10/10	W	1/1	3	2	1	0.0	0.0	1	20	20	0	1	0	0	0
at NYG 10/17	L	1/1	3	2	1	1.5	7.5	0	0	0	0	0	0	0	0
Was 10/31	W	1/1	5	4	1	2.0	17.0	0	0	0	0	0	0	1	17
NYJ 11/7	L	1/1	3	3	0	0.0	0.0	0	0	0	0	0	0	0	0
at Buf 11/14	L	1/1	3	1	2	0.0	0.0	0	0	0	0	0	0	0	0
at Dal 11/21	L	1/1	8	5	3	0.5	4.0	0	0	0	0	0	0	0	0
NE 11/25	L	1/1	4	3	1	1.0	3.0	0	0	0	0	0	0	0	0
Chi 12/5	L	1/1	4	3	1	0.0	0.0	0	0	0	0	1	0	0	0
GB 12/12	W	1/1	3	1	2	0.0	0.0	0	0	0	0	0	0	0	0
at TB 12/19	W	1/1	3	2	1	0.0	0.0	0	0	0	0	0	0	0	0
at Mia 12/26	W	1/1	5	5	0	1.0	3.0	0	0	0	0	1	1	0	0
Min 1/2/11	W	1/1	6	4	2	1.0	0.0	0	0	0	0	0	0	0	0
<b>Totals</b>	<b>6-10</b>	<b>16/16</b>	<b>66</b>	<b>49</b>	<b>17</b>	<b>10.0</b>	<b>47.5</b>	<b>1</b>	<b>20</b>	<b>20</b>	<b>0</b>	<b>3</b>	<b>1</b>	<b>1</b>	<b>17</b>

## 2015 Miami Dolphins

Game	W/L	P/S	T	S	A	Sk	Yds	Int	Yds	Lg	TD	PD	FF	FR	Yds
at Was 9/13	W	1/1	2	1	1	0.0	0.0	0	0	0	0	0	0	0	0
at Jax 9/20	L	1/1	1	1	0	0.0	0.0	0	0	0	0	0	0	0	0
Buf 9/27	L	1/1	4	4	0	0.0	0.0	0	0	0	0	0	0	0	0
NYJ 10/4	L	1/1	3	3	0	0.0	0.0	0	0	0	0	0	0	0	0
at Ten 10/18	W	1/1	1	0	1	0.0	0.0	0	0	0	0	0	0	2	0
Hou 10/29	W	1/1	6	5	1	2.0	15.0	0	0	0	0	0	0	2	0
at NE 10/29	L	1/1	2	0	2	0.0	0.0	0	0	0	0	0	0	0	0
at Buf 11/8	L	1/1	3	1	2	1.0	9.0	0	0	0	0	0	0	0	0
at Phi 11/15	W	1/1	9	7	2	1.0	7.0	0	0	0	0	0	0	0	0
Dal 11/22	L	1/1	7	4	3	0.0	0.0	0	0	0	0	0	0	0	0
at NYJ 11/29	L	1/1	4	1	3	0.0	0.0	0	0	0	0	0	0	0	0
Bal 12/6	W	1/1	4	2	2	0.0	0.0	0	0	0	0	0	0	0	0
NYG 12/14	L	1/1	4	3	1	0.0	0.0	0	0	0	0	0	0	1	0
at SD 12/20	L	1/1	4	4	0	0.5	4.5	0	0	0	0	0	0	0	0
Ind 12/27	L	1/1	3	1	2	1.0	1.0	0	0	0	0	0	0	0	0
NE 13/16	W	1/1	4	2	2	0.5	4.5	0	0	0	0	0	0	0	0
<b>Totals</b>	<b>6-10</b>	<b>16/16</b>	<b>61</b>	<b>39</b>	<b>22</b>	<b>6.0</b>	<b>41.0</b>	<b>0</b>	<b>0</b>	<b>0</b>	<b>0</b>	<b>0</b>	<b>0</b>	<b>5</b>	<b>0</b>

## 2013 Detroit Lions

Game	W/L	P/S	T	S	A	Sk	Yds	Int	Y
------	-----	-----	---	---	---	----	-----	-----	---





# 65 JOHN SULLIVAN

Center // Notre Dame // Old Greenwich, Conn.

Ht./Wt.: 6-4/312

NFL Exp.: 11th (2nd Rams)

GP/GS: 140/112, (Playoffs): (5/4)

Birth Date: 8/8/1985

Acquired: FA-2017

**TRANSACTIONS:** Signed by the Rams as a free agent (4/5/17)... signed by the Washington Redskins as a free agent (9/27/16)... released by the Minnesota Vikings...originally entered the NFL as a sixth round (187th overall) draft pick by the Minnesota Vikings (4/27/08).

**PRO:** eleventh-year center is in his second season with the Rams in 2018...has started 112-of-140 games in his career while being named PFWA First-Team All-Pro following the 2012 season...has played in five postseason contests, starting four.

**2018 SEASON: vs. Chargers (9/23):** Appeared in all 77 offensive snaps at center...helped create a path for the Rams to total 171 rushing yards...**vs. Arizona (9/16):** Played in 65 offensive snaps... helped QB Jared Goff throw for 354 yards and one touchdown... **at Oakland (9/10):** Played all 63 offensive snaps. ...protected RB Todd Gurley II to total 147 yards from scrimmage.

**2017 SEASON:** Started 15 games at center...played a key role on the top-ranked scoring team in the league...all five offensive linemen started 16 games, including the postseason... **vs. Indianapolis (9/10):** Provided time for QB Jared Goff to throw for a career-best 306 yards...**at Jacksonville (10/15):** Made his 100th career start at center...played all 59 offensive snaps...**at Seattle (12/17):** Was a part of an offensive line that allowed RB Todd Gurley II to become the first player to post four touchdowns in a game this season...**at Tennessee Titans (12/24):** Helped pave the way for RB Todd Gurley who tallied 276 yards from scrimmage, the third highest mark in franchise history in a single game...**Wild Card vs. Atlanta (1/6/18):** Started at center...helped pave the way for RB Todd Gurley II who notched 101 yards rushing on 14 carries.

**2016 SEASON:** Played in 13 games, started one in his lone season in Washington...helped block for a Washington team that would go on to win the NFC East...**at Philadelphia (12/11):** Started at center...blocked for a Washington offense that would rush for 107 yards and two touchdowns.

**2015 SEASON:** Placed on injured reserve prior to the season with a back injury.

**2014 SEASON:** Played 16 games, starting all 16 games for the third-straight season and fourth time in his career...helped pave the way for Vikings RB Matt Asiata to finish third in the league with nine rushing touchdowns...**at St. Louis (9/7):** Blocked for WR Cordarrelle Patterson to rush for 107 yards, the most rushing yards by a receiver in Vikings history...**vs. Atlanta (9/28):** Paved the way for the Vikings to rush for 241 yards as a team with four touchdowns...also saw RB Jerick McKinnon run for 135 yards on 18 carries (7.5 avg.).

**2013 SEASON:** Started all 16 games for the second year in a row...**at Green Bay (10/24):** Helped to block RB Adrian Peterson's 146-yard rushing effort...**vs. Chicago (12/1):** Part of an offensive line that saw Adrian Peterson rush for a season-high 211 yards... **vs. Philadelphia (12/15):** Prominent part of an offensive line that paved the way for RB Matt Asiata rush for three touchdowns.

**2012 SEASON:** Started 16-of-16 games for the second time in his career...named PFWA First-Team All-Pro...part of an offensive line that helped RB Adrian Peterson run for 2,097 yards - the second-most in NFL history - en route to winning MVP, the first running back to win the award in six seasons...started at center in the club's Wild Card game at Green Bay...**at Seattle (11/4):** Helped pave the way for Adrian Peterson to rush for 182 yards and two touchdowns...**at Green Bay (12/2):** Part of an offensive line that helped Adrian Peterson tally 210 yards and a touchdown on the ground... **at St. Louis (12/16):** Helped Adrian Peterson rush for a season-high 212 yards.

**2011 SEASON:** Played in 15 games, starting all 15 at center... helped the Vikings offense rush for 144.9 yards per game, the fourth-highest mark in the NFL...**at Detroit (12/11):** Paved the way for the Vikings to tally 269 yards and a touchdown on the ground.

**2010 SEASON:** Started all 14 games in which he played...**vs. Buffalo (12/5):** Helped block for Adrian Peterson to run for 107 yards and three touchdowns.

**2009 SEASON:** Started 16-of-16 games for the first time in his career...part of a Minnesota offense that ranked fifth in the NFL in total offense...paved the way for RB Adrian Peterson to rush for

a Vikings-record 18 touchdowns...started at center in the team's Divisional Round win versus Dallas and NFC Championship Game match-up against New Orleans...**vs. Cleveland (9/13):** Blocked for Adrian Peterson's 180 yard and three rushing touchdown performance...**vs. Detroit (11/15):** Part of an offense line that helped Adrian Peterson rush for 133 yards and two touchdowns...**NFC Championship vs. New Orleans (1/24/10):** Helped block for Adrian Peterson to rush for 122 yards and three touchdowns on the ground.

**2008 SEASON:** Played in all 16 games as a rookie, playing a prominent role on special teams...played in the club's Wild Card match-up with the Eagles.

**COLLEGE:** Started 43-of-47 games at Notre Dame...started in the Fiesta Bowl as a sophomore and the Sugar Bowl as a junior...served as a captain his senior year for the Fighting Irish.

**PERSONAL:** Named Connecticut's Gatorade Player of the Year as a senior at Greenwich High School...played in the U.S. Army All-American Bowl following his senior season in high school...won three state titles as a wrestler...graduated from Notre Dame with a degree in marketing...is married to Ariel and they have one son, John Harris (Harry) Sullivan.

**Sullivan's Career Games/Starts:**

<b>Year</b>	<b>Teams</b>	<b>GP/GS</b>
2018	Los Angeles Rams	3/3
2017	Los Angeles Rams	15/15
	<i>Postseason</i>	<i>1/1</i>
2016	Washington Redskins	13/1
2014	Minnesota Vikings	16/16
2013	Minnesota Vikings	16/16
2012	Minnesota Vikings	16/16
	<i>Postseason</i>	<i>1/1</i>
2011	Minnesota Vikings	15/15
2010	Minnesota Vikings	14/14
2009	Minnesota Vikings	16/16
	<i>Postseason</i>	<i>2/2</i>
2008	Minnesota Vikings	16/0
	<i>Postseason</i>	<i>1/0</i>
<b>Totals</b>		<b>140/112</b>
	<i>Postseason</i>	<i>5/4</i>

# 21 AQIB TALIB

Cornerback // Kansas // Richardson, Texas

Ht./Wt.: 6-1/209

NFL Exp.: 11th (1st Rams)

GP/GS: 138/124, (Playoffs): (8/8)

Birth Date: 2/13/1986

Acquired: T(DEN)-2018

**TRANSACTIONS:** Traded to the Rams (3/14/18)...signed by Denver as an unrestricted free agent (3/12/14)...traded to New England (11/1/12)...signed by Tampa Bay as a first-round draft choice (20th overall) in the 2008 NFL Draft (7/25/08).

**PRO:** Pronounced UH-keeb TUH-leeeb...an 11th-year cornerback who appeared in 138 career regular-season games (124 starts) and started eight playoff contests during his first 10 seasons with Tampa Bay (2008-12), New England (2012-13) and Denver (2014-16)...totaled 454 tackles (355 solo), 1.0 sack, 34 interceptions, 118 passes defended, four forced fumbles and three fumble recoveries during his first 10 seasons in the NFL...posted the most interceptions (34) in the NFL among cornerbacks since he entered the league (2008) and is one of two players at his position to be selected to the Pro Bowl from 2014-18...ranks first in the NFL with 10 interceptions returned for touchdowns since becoming a regular starter in 2009 (ranks fourth all-time in NFL history)...named an Associated Press first-team All-Pro selection in 2016 for the first time in his career after recording 43 tackles (32 solo), three interceptions (86 yds., one TD) and 12 passes defended for the Broncos...selected to his second-consecutive Pro Bowl in his first year with the Broncos in 2014 after ranking third in the NFL opponent quarterback rating (72.2) when targeted defensively, according to Pro Football Focus.

**2018 SEASON: vs. Chargers (9/23):** Had one forced fumble which turned into a scoring drive for the Rams...totaled two solo tackles...left the game in the fourth quarter with an ankle injury...**vs. Arizona (9/16):** Tallied two passes defended...helped the defense shutout the Cardinals...**at Oakland (9/10):** Made his Rams debut...had seven total tackles (four solo).

**2017 SEASON:** Talib earned his fifth-consecutive Pro Bowl nod, finishing the season with 31 tackles (23 solo), one interception (returned 103 yds. for a TD), seven passes defended and one forced fumble...joined CB Champ Bailey (2004-07) and S John Lynch (2004-07) as the only three players to make the Pro Bowl in each of their first four seasons with the Broncos...one of two NFL cornerbacks to make the Pro Bowl in each of the last five seasons overall (Patrick Peterson, ARI)...**vs. Los Angeles Chargers (9/11):** Posted one solo tackle...**vs. Dallas (9/17):** Recorded a 103-yard interception return, the third-longest such play in NFL history...added three passes defended...moved into sole possession of fourth place in league history with 10 career interceptions returned for a touchdown... **at Buffalo (9/24):** Tallied two solo tackles...posted one pass defended...**vs. Oakland (10/1):** Notched four tackles (three solo)...**vs. New York Giants (10/15):** Saw action on defense...**at Los Angeles Chargers (10/22):** Posted two solo tackles...added one pass defended... **at Kansas City (10/30):** Recorded three tackles (one solo)... **at Philadelphia (11/5):** Registered two solo stops...**vs. New England (11/12):** Started at CB...**vs. Cincinnati (11/19):** Tallied four solo tackles, one pass defended and one forced fumble... **at Oakland (11/26):** Started...**at Miami (12/3):** Suspended...**vs. New York Jets (12/10):** Assisted on one tackle...**at Indianapolis (12/14):** Recorded five tackles (three solo)... **at Washington (12/24):** Posted five tackles (three solo) and one pass defended... **vs. Kansas City (12/31):** Had one tackle.

**2016 SEASON:** Talib earned his first career Associated Press



All-Pro first-team honor and was named to his fourth consecutive Pro Bowl...finished the season with 43 tackles (32 solo), three interceptions (86 yds., one TD) and 12 passes defended... joined Patrick Peterson and Richard Sherman as the only NFL cornerbacks to make the Pro Bowl in each of the last four years... **vs. Indianapolis (9/18):** Recorded his ninth career interception returned for a touchdown (46 yds.) - his Broncos franchise record fifth interception return touchdown...**at Tampa Bay (10/2):** Intercepted a pair of passes (40 yds.) in his first game playing in the city where he was drafted.

**2015 SEASON:** Talib became one of four cornerbacks to be selected to the last three Pro Bowls with his third career nod after posting 45 tackles (39 solo), three interceptions (123. yds., two TDs) and 14 passes defended...recorded 14 tackles (13 solo) and six passes defended in Denver's three postseason contests...**vs. Baltimore (9/13):** Intercepted Ravens QB Joe Flacco and returned it 51 yards for his seventh-career pick-six... **at Detroit (9/27):** Blocked an extra point...**at Cleveland (10/18):** Intercepted Browns QB Josh McCown and returned it 63 yards for a touchdown...**vs. Pittsburgh (1/17):** Posted four solo tackles and two passes defended in Denver's AFC Divisional Playoff Game...**vs. New England (1/24):** Tallied five tackles (four solo) and two passes defended in Denver's AFC Championship Game... **vs. Carolina (2/7):** Recorded five solo tackles and two passes defended in Denver's Super Bowl 50 victory.

**2014 SEASON:** Talib started 15 regular season games and earned his second-consecutive Pro Bowl selection after totaling 63 tackles (54 solo), four interceptions (62 yds.), 17 passes defended, one sack (8 yds.) and one forced fumble...returned two of his interceptions for touchdowns to become the eighth Bronco with multiple interception returns for touchdowns in franchise history (single season)...**at New York Jets (10/12):** Secured the Broncos' win with a 22-yard interception return for a touchdown with 15 seconds remaining in the contest...**at San Diego (12/14):** Named AFC Defensive Player of the Week for his season-high eight tackles, one interception and three passes defended in the team's win, becoming the first NFL cornerback and fourth player in 2014 to reach those marks in a single game...**at Cincinnati (12/22):** Picked off QB Andy Dalton and returned the interception

33 yards for a touchdown on Monday Night Football...**vs. Oakland (12/28)**: Recorded his first career sack (8 yds.).

**2013 SEASON**: Talib started 13 games for the Patriots and earned his first career Pro Bowl selection in addition to being named second-team All-Pro by *The Associated Press*...totaled 44 tackles (35 solo), four interceptions (12 yds.), 14 passes defended, one forced fumble and one fumble recovery in the regular season... added five tackles (three solo) in two postseason starts...combined to make four interceptions in Weeks 2-4 to represent the second three-game interception streak of his career...**vs. New York Jets (9/12)**: Matched his career-high with three takeaways (two INTs, one FF)...**at Atlanta (9/29)**: Tied a career high with four passes defended.

**2012 SEASON**: Talib started 9-of-10 games played with Tampa Bay and New England, splitting time between the two clubs after a mid-season trade...tallied 40 tackles (33 solo), two interceptions (59 yds.), 10 passes defended and one fumble recovery on defense...appeared in the season's first four games for the Buccaneers and recorded 21 tackles (20 solo), one interception and seven passes defended...**vs. Carolina (9/9)**: Blocked his first career punt in the season opener...traded to New England on Nov. 1 along with a 2013 seventh-round draft pick in exchange for a 2013 fourth-round selection...opened five-of-six regular-season games for the Patriots and registered 19 tackles (13 solo), one interception (59 yds.), two passes defended and one fumble recovery...started both of New England's playoff games and contributed 10 tackles (9 solo) and one pass defended...**vs. Indianapolis (11/18)**: Intercepted Colts QB Andrew Luck and returned it 59 yards for a touchdown in his first game with the Patriots...**vs. Houston (1/13)**: Posted a career-best 10 tackles (nine solo) in New England's AFC Divisional Playoff Game.

**2011 SEASON**: Talib opened all 13 games played for Tampa Bay and totaled 42 tackles (41 solo), two interceptions (55 yds., 2

TDs), 11 passes defended and one forced fumble...**at Tennessee (11/27)**: Scored on a 27-yard interception return and forced a fumble...placed on injured reserve (hamstring) on Dec. 19.

**2010 SEASON**: Talib started all 11 games he appeared in for the Buccaneers and made a career-high six interceptions (91 yds.) to go along with 50 tackles (47 solo) and 11 passes defended... named NFL Alumni Defensive Back of the Year, joining teammate Ronde Barber (2001) as the only players in franchise history to receive the honor...recorded interceptions in his first three games of the season...**at Arizona (10/31)**: selected as NFC Defensive Player of the Week after posting two interceptions, including one returned 45 yards for a score...placed on injured reserve (hip) on Dec. 6.

**2009 SEASON**: Talib started 15 games for Tampa Bay and tallied a personal-best 69 tackles (62 solo), 15 passes defended and one fumble recovery in addition to intercepting five passes.

**2008 SEASON**: Selected by Tampa Bay in the first round (20th overall) of the 2008 NFL Draft, Talib appeared in 15 games (two starts) as a rookie and contributed 27 tackles (19 solo), four interceptions (32 yds.) and nine passes defended...**vs. Atlanta (9/14)**: Recorded his first career interception.

**COLLEGE**: Talib opened 32-of-34 career games played at the University of Kansas and totaled 162 tackles, 13 interceptions, 43 passes defended, two forced fumbles and two fumble recoveries for the Jayhawks...declared for the NFL Draft following his junior season after being named a consensus first-team All-American and unanimous first-team All-Big 12 Conference selection... named MVP of the 2008 Orange Bowl vs. Virginia Tech (1/3/08) after giving Kansas its first lead with a 60-yard interception returned for a touchdown.

**PERSONAL**: Talib attended Berkner High School in Richardson, Texas, where he was a first-team all-district and all-city defensive back... Aqib Talib was born on Feb. 13, 1986, in Cleveland, Ohio.

## AQIB TALIB NFL STATISTICS



### REGULAR SEASON

Year	Team	G/S	Tackles			Asst.	Sacks	Yards	Interceptions			TD	PD	Fumbles		Yards
			Total	Solo					Int.	Yards	Long			FF	FR	
2008	Tampa Bay Bucs	15/2	27	19		8	0.0	0.0	4	32	19	0	9	0	0	0
2009	Tampa Bay Bucs	15/15	69	62		7	0.0	0.0	5	99	32	0	15	0	1	-5
2010	Tampa Bay Bucs	11/11	50	47		3	0.0	0.0	6	91	45t	1	11	0	0	0
2011	Tampa Bay Bucs	13/13	42	41		1	0.0	0.0	2	55	28t	2	11	1	0	0
2012	Bucs/Pats	10/9	40	33		7	0.0	0.0	2	59	59t	1	10	0	1	5
2013	New England Patriots	13/13	44	35		9	0.0	0.0	4	12	14	0	14	1	1	0
2014	Denver Broncos	15/15	63	54		9	1.0	8.0	4	62	33t	2	16	1	0	0
2015	Denver Broncos	15/15	45	39		6	0.0	0.0	3	123	63t	2	13	0	0	0
2016	Denver Broncos	13/13	43	32		11	0.0	0.0	3	86	46t	1	12	0	0	0
2017	Denver Broncos	15/15	31	23		8	0.0	0.0	1	103	103t	1	7	1	0	0
2018	Los Angeles Rams	3/3	9	6		3	0.0	0.0	0	0	0	0	0	1	0	0
<b>Totals</b>		<b>138/124</b>	<b>463</b>	<b>391</b>		<b>72</b>	<b>1.0</b>	<b>8.0</b>	<b>34</b>	<b>722</b>	<b>98t</b>	<b>10</b>	<b>118</b>	<b>5</b>	<b>3</b>	<b>0</b>

### POSTSEASON

Year	Team	G/S	Tackles			Asst.	Sacks	Yards	Interceptions			TD	PD	Fumbles		Yards
			Total	Solo					Int.	Yards	Long			FF	FR	
2012	New England Patriots	2/2	10	9		1	0.0	0.0	0	0	0	0	1	0	0	0
2013	New England Patriots	2/2	5	3		2	0.0	0.0	0	0	0	0	0	0	0	0
2014	Denver Broncos	1/1	4	4		0	0.0	0.0	0	0	0	0	1	0	0	0
2015	Denver Broncos	3/3	14	13		1	0.0	0.0	0	0	0	0	6	0	0	0
<b>Totals</b>		<b>8/8</b>	<b>33</b>	<b>29</b>		<b>4</b>	<b>0.0</b>	<b>0.0</b>	<b>0</b>	<b>0</b>	<b>0</b>	<b>0</b>	<b>6</b>	<b>0</b>	<b>0</b>	<b>0</b>

#### Regular Season Single Game Highs:

Total Tackles – 9, vs. Carolina (11/14/10)  
 Sacks – 1.0, vs. Oakland (12/28/14)  
 Interceptions – 3, at Washington (10/4/09)  
 Passes Defended – 4, twice, last at Atlanta (9/29/13)

#### Postseason Single Game Highs:

Total Tackles – 10, vs. Houston (1/13/13, AFC Divisional Round)  
 Passes Defended – 2, three times, last vs. Carolina (2/7/16, Super Bowl 50)

**Additional Career Statistics:** Blocked punt vs. Carolina (9/9/12)

# AQIB TALIB GAME-BY-GAME



## 2018 Los Angeles Rams

Game	W/L	P/S	T	S	A	Sk	Yds	Int	Yds	Lg	TD	PD	FF	FR	Yds
at Oak 9/10	W	1/1	7	4	3	0.0	0.0	0	0	0	0	0	0	0	0
Ari 9/16	W	1/1	0	0	0	0.0	0.0	0	0	0	0	2	0	0	0
LAC 9/23	W	1/1	2	2	0	0.0	0.0	0	0	0	0	0	1	0	0
Min 9/27															
at Sea 10/7															
at Den10/14															
at SF 10/21															
GB 10/28															
at NO 11/4															
Sea 11/11															
KC 11/19															
at Det 12/2															
at Chi 12/9															
Phi 12/16															
at Ari 12/23															
SF 12/30															
<b>Totals</b>	<b>3-0</b>	<b>3/3</b>	<b>9</b>	<b>6</b>	<b>3</b>	<b>0.0</b>	<b>0.0</b>	<b>0</b>	<b>0</b>	<b>0</b>	<b>0</b>	<b>2</b>	<b>1</b>	<b>0</b>	<b>0</b>

## 2016 Denver Broncos

Game	W/L	P/S	T	S	A	Sk	Yds	Int	Yds	Lg	TD	PD	FF	FR	Yds
CAR 9/8	W	1/1	1	0	1	0.0	0.0	0	0	0	0	1	0	0	0
IND 9/18	W	1/1	2	2	0	0.0	0.0	1	46	46t	1	2	0	0	0
at CIN 9/25	W	1/1	5	5	0	0.0	0.0	0	0	0	0	1	0	0	0
at TB 10/2	W	1/1	3	3	0	0.0	0.0	2	40	25	0	2	0	0	0
vs. ATL 10/9	L	1/1	2	1	1	0.0	0.0	0	0	0	0	2	0	0	0
at SD 10/13	L	1/1	3	3	0	0.0	0.0	0	0	0	0	0	0	0	0
vs. HOU 10/24	W	1/1	4	3	1	0.0	0.0	0	0	0	0	3	0	0	0
vs. SD 10/30	W					Inactive									
at OAK 11/6	L					Inactive									
at NO 11/13	W					Inactive									
vs. KC 11/27	L	1/1	5	3	2	0.0	0.0	0	0	0	0	0	0	0	0
at JAX 12/4	W	1/1	3	3	0	0.0	0.0	0	0	0	0	1	0	0	0
at TEN 12/11	L	1/1	2	1	1	0.0	0.0	0	0	0	0	0	0	0	0
vs. NE 12/18	L	1/1	5	3	2	0.0	0.0	0	0	0	0	0	0	0	0
at KC 12/25	L	1/1	4	2	2	0.0	0.0	0	0	0	0	0	0	0	0
vs. Oak 1/1/17	W	1/1	4	3	1	0.0	0.0	0	0	0	0	0	0	0	0
<b>Totals</b>	<b>9-7</b>	<b>13/13</b>	<b>43</b>	<b>32</b>	<b>11</b>	<b>0.0</b>	<b>0.0</b>	<b>3</b>	<b>86</b>	<b>46t</b>	<b>1</b>	<b>12</b>	<b>0</b>	<b>0</b>	<b>0</b>

## 2014 Denver Broncos

Game	W/L	P/S	T	S	A	Sk	Yds	Int	Yds	Lg	TD	PD	FF	FR	Yds
vs. Ind 9/7	W	1/1	4	4	0	0.0	0.0	0	0	0	0	3	0	0	0
vs. KC 9/14	W	1/1	2	2	0	0.0	0.0	0	0	0	0	1	0	0	0
at Sea 9/21	L	1/1	6	5	1	0.0	0.0	0	0	0	0	1	0	0	0
vs. Ari 10/5	W	1/1	3	3	0	0.0	0.0	0	0	0	0	0	0	0	0
at NYJ 10/12	W	1/1	4	4	0	0.0	0.0	1	22	22t	1	2	0	0	0
vs. SF 10/19	W	1/1	2	2	0	0.0	0.0	1	3	3	0	1	0	0	0
vs. SD 10/23	W	1/1	7	6	1	0.0	0.0	0	0	0	0	2	0	0	0
at NE 11/2	L	1/1	7	7	0	0.0	0.0	0	0	0	0	0	0	0	0
at Oak 11/9	W	1/1	2	1	1	0.0	0.0	0	0	0	0	1	0	0	0
at StL 11/16	L	1/1	4	2	2	0.0	0.0	0	0	0	0	0	0	0	0
vs. Mia 11/23	W	1/1	2	2	0	0.0	0.0	0	0	0	0	0	0	1	0
at KC 11/30	W					Inactive									
vs. Buf 12/7	W	1/1	4	3	1	0.0	0.0	0	0	0	0	0	0	0	0
at SD 12/14	W	1/1	8	7	1	0.0	0.0	1	4	4	0	3	0	0	0
at Cin 12/22	L	1/1	4	3	1	0.0	0.0	1	33	33t	1	3	0	0	0
vs. Oak 12/28	W	1/1	4	3	1	1.0	8.0	0	0	0	0	0	0	0	0
<b>Totals</b>	<b>12-4</b>	<b>15/15</b>	<b>63</b>	<b>54</b>	<b>9</b>	<b>1.0</b>	<b>8.0</b>	<b>4</b>	<b>62</b>	<b>33t</b>	<b>2</b>	<b>17</b>	<b>1</b>	<b>0</b>	<b>0</b>

## 2014 Postseason

Game	W/L	P/S	T	S	A	Sk	Yds	Int	Yds	Lg	TD	PD	FF	FR	Yds
vs. Ind 1/11/15	§ L	1/1	4	4	0	0.0	0.0	0	0	0	0	1	0	0	0
<b>Totals</b>	<b>0-1</b>	<b>1/1</b>	<b>4</b>	<b>4</b>	<b>0</b>	<b>0.0</b>	<b>0.0</b>	<b>0</b>	<b>0</b>	<b>0</b>	<b>0</b>	<b>1</b>	<b>0</b>	<b>0</b>	<b>0</b>

§ Denotes AFC Divisional Playoff Game

## 2017 Denver Broncos

Game	W/L	P/S	T	S	A	Sk	Yds	Int	Yds	Lg	TD	PD	FF	FR	Yds
LAC 9/11	W	1/1	1	1	0	0.0	0.0	0	0	0	0	0	0	0	0
Dal 9/17	W	1/1	1	1	0	0.0	0.0	1	103	103t	1	3	0	0	0
at Buf 9/24	L	1/1	2	2	0	0.0	0.0	0	0	0	0	1	0	0	0
Oak 10/1	W	1/1	4	3	1	0.0	0.0	0	0	0	0	0	0	0	0
NYG 10/15	L	1/1	0	0	0	0.0	0.0	0	0	0	0	0	0	0	0
at LAC 10/22	L	1/1	2	2	0	0.0	0.0	0	0	0	0	1	0	0	0
at KC 10/30	L	1/1	3	1	2	0.0	0.0	0	0	0	0	0	0	0	0
at Phi 11/5	L	1/1	2	2	0	0.0	0.0	0	0	0	0	0	0	0	0
NE 11/12	L	1/1	0	0	0	0.0	0.0	0	0	0	0	0	0	0	0
Cin 11/19	L	1/1	4	4	0	0.0	0.0	0	0	0	0	1	1	0	0
at Oak 11/26	L	1/1	0	0	0	0.0	0.0	0	0	0	0	0	0	0	0
at Mia 12/3	L					Reserve/Suspended									
NYJ 12/10	W	1/1	1	0	1	0.0	0.0	0	0	0	0	0	0	0	0
at Ind 12/14	W	1/1	5	3	2	0.0	0.0	0	0	0	0	0	0	0	0
at Was 12/14	L	1/1	5	3	2	0.0	0.0	0	0	0	0	1	0	0	0
KC 12/31	L	1/1	1	1	0	0.0	0.0	0	0	0	0	0	0	0	0
<b>Totals</b>	<b>5-11</b>	<b>15/31</b>	<b>23</b>	<b>8</b>	<b>0.0</b>	<b>0.0</b>	<b>1</b>	<b>103</b>	<b>103t</b>	<b>1</b>	<b>7</b>	<b>1</b>	<b>0</b>	<b>0</b>	<b>0</b>

## 2015 Denver Broncos

Game	W/L	P/S	T	S	A	Sk	Yds	Int	Yds	Lg	TD	PD	FF	FR	Yds
vs. Bal 9/13	W	1/1	3	2	1	0.0	0.0	1	51	51t	1	2	0	0	0
at KC 9/17	W	1/1	2	2	0	0.0	0.0	1	9	9	0	2	0	0	0
at Det 9/27	W	1/1	5	5	0	0.0	0.0	0	0	0	0	1	0	0	0
vs. Min 10/4	W	1/1	3	3	0	0.0	0.0	0	0	0	0	0	0	0	0
at Oak 10/11	W	1/1	2	1	1	0.0	0.0	0	0	0	0	0	0	0	0
at Cle 10/18	W	1/1	4	3	1	0.0	0.0	1	63	63t	1	2	0	0	0
vs. GB 11/1	W	1/1	1	1	0	0.0	0.0	0	0	0	0	0	0	0	0
at Ind 11/8	L	1/1	0	0	0	0.0	0.0	0	0	0	0	1	0	0	0
vs. KC 11/15	L					Reserve/Suspended									
at Chi 11/22	W	1/1	3	3	0	0.0	0.0	0	0	0	0	1	0	0	0
vs. NE 11/29	W	1/1	4	2	2	0.0	0.0	0	0	0	0	2	0	0	0
at SD 12/6	W	1/1	2	2	0	0.0	0.0	0	0	0	0	0	0	0	0
vs. Oak 12/13	L	1/1	1	1	0	0.0	0.0	0	0	0	0	1	0	0	0
at Pit 12/20	L	1/1	8	8	0	0.0	0.0	0	0	0	0	2	0	0	0
vs. Cin 12/28	W	1/1	2	2	0	0.0	0.0	0	0	0	0	0	0	0	0
vs. SD 1/3/16	W	1/1	5	4	1	0.0	0.0	0	0	0	0				

# AQIB TALIB GAME-BY-GAME CONT.



## 2012 Tampa Bay Buccaneers/New England Patriots

Game	W/L	P/S	T	S	A	Sk	Yds	Int	Yds	Lg	TD	PD	FF	FR	Yds
vs. Car 9/9	W	1/1	3	2	1	0.0	0.0	0	0	0	0	1	0	0	0
at NYG 9/16	L	1/1	8	8	0	0.0	0.0	0	0	0	0	4	0	0	0
at Dal 9/23	L	1/1	7	7	0	0.0	0.0	1	0	0	0	1	0	0	0
vs. Was 9/30	L	1/1	3	3	0	0.0	0.0	0	0	0	0	1	0	0	0
vs. Den 10/7	W	0/0													
at Sea 10/14	L	0/0													
vs. NYJ 10/21	W	0/0													
vs. Buf 11/11	W	0/0													
vs. Ind 11/18	W	1/1	7	5	2	0.0	0.0	1	59	59t	1	1	0	0	0
at NYJ 11/22	W	1/1	2	1	1	0.0	0.0	0	0	0	0	0	0	0	0
at Mia 12/2	W	1/1	3	2	1	0.0	0.0	0	0	0	0	0	0	0	0
vs Hou 12/10	W	1/1	2	2	0	0.0	0.0	0	0	0	0	1	0	0	0
vs. SF 12/16	L	1/1	4	2	2	0.0	0.0	0	0	0	0	0	0	1	5
at Jax 12/23	W	1/0	1	1	0	0.0	0.0	0	0	0	0	0	0	0	0
vs. Mia 12/30	W	0/0													
Totals		10/9	40	33	7	0.0	0.0	2	59	59t	1	9	0	1	5

## 2012 Postseason

Game	W/L	P/S	T	S	A	Sk	Yds	Int	Yds	Lg	TD	PD	FF	FR	Yds
vs. Hou 1/13/13†	W	1/1	10	9	1	0.0	0.0	0	0	0	0	0	0	0	0
vs. Bal 1/20/13#	L	1/1	0	0	0	0.0	0.0	0	0	0	0	1	0	0	0
Totals		1-1	2/2	10	9	1	0.0	0.0	0	0	0	1	0	0	0

† Denotes AFC Divisional Playoff Game; #AFC Championship Game

## 2010 Tampa Bay Buccaneers

Game	W/L	P/S	T	S	A	Sk	Yds	Int	Yds	Lg	TD	PD	FF	FR	Yds
vs. Cle 9/12	L	0/0													
at CAR 9/19	W	1/1	3	3	0	0.0	0.0	1	21	21	0	1	0	0	0
vs. PIT 9/26	W	1/1	2	2	0	0.0	0.0	1	0	0	0	1	0	0	0
at CIN 10/10	W	1/1	7	7	0	0.0	0.0	1	0	0	0	1	0	0	0
vs. NO 10/17	L	1/1	4	4	0	0.0	0.0	0	0	0	0	0	0	0	0
vs. STL 10/24	W	1/1	4	4	0	0.0	0.0	0	0	0	0	0	0	0	0
at ARI 10/31	L	1/1	7	6	1	0.0	0.0	2	45	45t	1	2	0	0	0
at ATL 11/7	L	1/1	6	5	1	0.0	0.0	0	0	0	0	1	0	0	0
vs. CAR 11/14	L	1/1	9	8	1	0.0	0.0	0	0	0	0	1	0	0	0
at SF 11/21	L	1/1	1	1	0	0.0	0.0	0	0	0	0	1	0	0	0
at BAL 11/28	L	1/1	5	5	0	0.0	0.0	1	25	25	0	2	0	0	0
vs. ATL 12/5	L	1/1	2	2	0	0.0	0.0	0	0	0	0	1	0	0	0
Totals		4-12	11/11	50	47	3	0.0	0.0	6	91	45t	1	11	0	0

Placed on Injured Reserve

## 2011 Tampa Bay Buccaneers

Game	W/L	P/S	T	S	A	Sk	Yds	Int	Yds	Lg	TD	PD	FF	FR	Yds
vs. DET 9/11	L	1/1	4	4	0	0.0	0.0	1	28	28t	1	3	0	0	0
at MIN 9/18	W	1/1	3	3	0	0.0	0.0	0	0	0	0	0	0	0	0
vs. ATL 9/25	W	1/1	7	7	0	0.0	0.0	0	0	0	0	0	0	0	0
vs. IND 10/3	W	1/1	2	2	0	0.0	0.0	0	0	0	0	0	0	0	0
at SF 10/9	L	1/1	1	1	0	0.0	0.0	0	0	0	0	1	0	0	0
vs. NO 10/16	W	1/1	2	2	0	0.0	0.0	0	0	0	0	0	0	0	0
vs. CHI 10/23	L	1/1	6	6	0	0.0	0.0	0	0	0	0	1	0	0	0
at NO 11/6	L	1/1	7	7	0	0.0	0.0	0	0	0	0	1	0	0	0
vs. HOU 11/13	L	1/1	3	3	0	0.0	0.0	0	0	0	0	0	0	0	0
at GB 11/20	L	1/1	3	3	0	0.0	0.0	0	0	0	0	3	0	0	0
at TEN 11/24	L	1/1	3	2	1	0.0	0.0	1	27	27t	1	1	1	0	0
vs. CAR 12/4	L	1/1	0	0	0	0.0	0.0	0	0	0	0	0	0	0	0
at JAX 12/11	L	0/0													
vs. DAL 12/17	L	1/1	1	1	0	0.0	0.0	0	0	0	0	0	0	0	0
at CAR 12/24	L	0/0													
at ATL 1/1/12	L	0/0													
Totals		4-12	13/13	42	41	1	0.0	0.0	2	55	28t	2	11	1	0

Injured Reserve

Injured Reserve

## TALIB'S INTERCEPTIONS BY QUARTERBACK

Quarterback	INTs
Jason Campbell	3
Matt Ryan	3
Geno Smith	3
Joe Flacco	2
Andrew Luck	2
Jameis Winston	2
Derek Anderson	1
Charlie Batch	1
Tom Brady	1
Jimmy Clausen	1
Andy Dalton	1
Jake Delhomme	1
Josh Freeman	1

Quarterback	INTs
Max Hall	1
Matt Hasselbeck	1
Colin Kaepernick	1
Carson Palmer	1
Dak Prescott	1
Philip Rivers	1
Aaron Rodgers	1
Tony Romo	1
Matthew Stafford	1
Alex Smith	1
Seneca Wallace	1

## 2009 Tampa Bay Buccaneers

Game	W/L	P/S	T	S	A	Sk	Yds	Int	Yds	Lg	TD	PD	FF	FR	Yds
vs. Dal 9/13	L	1/1	4	4	0	0.0	0.0	0	0	0	0	2	0	0	0
at Buf 9/20	L	1/1	6	4	2	0.0	0.0	0	0	0	0	0	0	0	0
vs. NYG 9/27	L	1/1	4	4	0	0.0	0.0	0	0	0	0	1	0	0	0
at Was 10/4	L	1/1	5	4	1	0.0	0.0	3	61	32	0	3	0	0	0
at Phi 10/11	L	1/1	3	3	0	0.0	0.0	0	0	0	0	1	0	0	0
vs. Car 10/18	L	1/1	3	3	0	0.0	0.0	0	0	0	0	0	0	0	0
vs. NE 10/25	L	1/1	5	5	0	0.0	0.0	1	23	23	0	1	0	0	0
vs. GB 11/8	W	1/1	3	3	0	0.0	0.0	1	15	15	0	1	0	0	0
at Mia 11/15	L	1/1	5	5	0	0.0	0.0	0	0	0	0	1	0	0	0
vs. NO 11/22	L	1/1	4	3	1	0.0	0.0	0	0	0	0	0	0	0	0
at Atl 11/29	L	1/1	3	3	0	0.0	0.0	0	0	0	0	1	0	0	0
at Car 12/6	L	0/0													
vs. NYJ 12/13	L	1/1	4	4	0	0.0	0.0	0	0	0	0	1	0	1	-5
at Sea 12/20	W	1/1	6	5	1	0.0	0.0	0	0	0	0	0	0	0	0
at NO 12/27	W	1/1	7	6	1	0.0	0.0	0	0	0	0	1	0	0	0
vs. Atl 1/3/10	L	1/1	7	6	1	0.0	0.0	0	0	0	0	2	0	0	0
Totals		3-13	15/15	69	62	7	0.0	0.0	5	99	32	0	15	0	1

## 2008 Tampa Bay Buccaneers

Game	W/L	P/S	T	S	A	Sk	Yds	Int	Yds	Lg	TD	PD	FF	FR	Yds
at NO 9/7	L	1/0	1	1	0	0.0	0.0	0	0	0	0	0	0	0	0
vs. Atl 9/14	W	1/0	0	0	0	0.0	0.0	1	2	2	0	1	0	0	0
at Chi 9/21	W	0/0													
vs. GB 9/28	W	1/0	4	3	1	0.0	0.0	0	0	0	0	0	0	0	0
at Den 10/5	L	1/0	1	1	0	0.0	0.0	0	0	0	0	0	0	0	0
vs. Car 10/12	W	1/0	3	2	1	0.0	0.0	1	11	11	0	2	0	0	0
vs. Sea 10/19	W	1/0	0	0	0	0.0	0.0	1	19	19	0	1	0	0	0
at Dal 10/26	L	1/0	2	2	0	0.0	0.0	0	0	0	0	1	0	0	0
at KC 11/2	W	1/1	1	0	1	0.0	0.0	0	0	0	0	1	0	0	0
vs. Min 11/16	W	1/0	2	2	0	0.0	0.0	0	0	0	0	1	0	0	0
at Det 11/23	W	1/0	2	1	1	0.0	0.0	0	0	0	0	0	0	0	0
vs. NO 11/30	W	1/1	5	3	2	0.0	0.0	0	0	0	0	1	0	0	0
at Car 12/8	L	1/0	2	1	1	0.0	0.0	0	0	0	0	0	0	0	0
at Atl 12/14	L	1/0	1	1	0	0.0	0.0	1	0	0	0	1	0	0	0
vs. SD 12/21	L	1/0	1	1	0	0.0	0.0	0	0	0	0	1	0	0	0
vs. Oak 12/28	L	1/0	2	1	1	0.0	0.0	0	0	0	0	0	0	0	0
Totals		9-7	15/2	27	19	8	0.0	0.0	4	32	19	0	9	0	0



# 95 ETHAN WESTBROOKS

Defensive Line // West Texas A&M // Oakland, Calif.

Ht./Wt.: 6-4/287

NFL Exp.: 5th (5th Rams)

GP/GS: 54/11, (Playoffs): (1/1)

Birth Date: 11/15/1990

Acquired: UDFA-2014

**TRANSACTIONS:** Signed a contract extension with the Rams (9/11/17)...signed to Rams active roster (8/29/14)...signed with the Rams as an undrafted rookie free agent (5/12/14).

**PRO:** Fifth-year pro has played in 54 games with 11 starts, including the 2017 Wild Card round at nose tackle...collected 118 tackles (65 solo), 5.0 sacks, and one defensive touchdown in his career.

**2018 SEASON:** **vs. Chargers (9/23):** Recorded one sack for a loss of seven yards...**vs. Arizona (9/16):** Appeared in 14 defensive plays...**at Oakland (9/10):** Played in 14 defensive snaps...recorded one tackle.

**2017 SEASON:** Finished the regular season with 28 tackles (16 solo) and 5.0 sacks...also notched seven TFL and one pass defended...**vs. Indianapolis (9/10):** Recorded three tackles (two solo)...also tallied 1.0 sack...**vs. Washington (9/17):** Logged one solo tackle and one pass defended...**vs. Arizona (10/22):** Tallied two tackles (one solo)...recorded 1.0 sack and one quarterback hit...**vs. Houston (11/12):** Started at defensive tackle...tallied four tackles (two solo)...recorded one tackle for loss...**at Minnesota (11/19):** Tallied three tackles (two solo)...**at Arizona (12/3):** Recorded five tackles (three solo)...also had 1.0 sack...**at Seattle (12/17):** Started at nose tackle...tallied one tackle for loss...**at Tennessee (12/24):** Notched one assisted tackle and one quarterback hit...**Wild Card vs. Atlanta (1/6/18):** Started at nose tackle...tallied three tackles (two solo).

**2016 SEASON:** Saw action in all 16 games while making two starts at defensive end...posted career-highs in tackles (46), solo tackles (26), assisted tackles (20), passes defended (2), and scored his first touchdown of his career...**at Tampa Bay (9/25):** Recorded his first career touchdown after recovering a fumble 77 yards to the end zone...also racked up five tackles (one solo), and three quarterback pressures...**at Arizona (10/2):** Made his first career start...recorded three tackles (one solo)...pressured the quarterback three times...contributed to a defense that forced five turnovers...**vs. Buffalo (10/9):** Started his second consecutive game at defensive end...sacked quarterback Tyrod Taylor for a five yard loss...marked his first sack of the season, and third of his career...recorded two tackles (one solo), had one pass defended, and pressured the quarterback five times...**vs. New York Giants (10/23):** Registered five tackles (one solo)...recorded two hits on QB Eli Manning...**vs. Carolina (11/6):** Recorded four tackles (one solo) and one pass defended...**vs. Atlanta (12/11):** Recorded four solo tackles...pressured and hit QB Matt Ryan once.

**2015 SEASON:** Played in 11 games...notched 30 tackles (17

solo) and 2.0 sacks...**vs. Tampa Bay (12/17):** Saw action on defense and special teams...notched a personal best six tackles (four solo)...**vs. Chicago (11/15):** Made four tackles (one solo)...**at Minnesota (11/8):** Registered two tackles (one solo)...tallied two quarterback pressures and one quarterback hit...**vs. San Francisco (11/1):** Registered a sack for the second consecutive week...also made two tackles and was credited with a quarterback pressure and a quarterback hit...**vs. Cleveland (10/25):** Recorded his first career sack for a loss of eight yards...also made two tackles (one solo) and had two quarterback hits...**at Green Bay (10/11):** Declared inactive...**at Arizona (10/4):** Made three tackles (two solo) and had one quarterback hit...**vs. Pittsburgh (9/27):** Made two solo tackles and had one quarterback pressure...**at Washington (9/20):** Saw action on defense...made three tackles (two solo)...also had one quarterback pressure...**vs. Seattle (9/13):** Saw action at defensive end, recorded three tackles (one solo)...also had one quarterback pressure.

**2014 SEASON:** Played in six games...**at Tampa Bay (9/14):** Made his NFL debut...saw action on defense and special teams...tallied one assisted tackle...**vs. Dallas (9/21):** Saw action on defense...recorded four tackles (one solo)...**at Philadelphia (10/5):** Saw action at defensive end and on special teams...registered four tackles (three solo)...also had three quarterback pressures and one hit...**vs. Denver (11/16):** Saw action on defense and special teams...made two tackles (one solo) on defense...**at San Diego (11/23):** Saw action on defense and special teams...recorded one assisted tackle.

**COLLEGE:** Earned first team all-conference honors as he led the team with 19.5 tackles for loss...was second in the conference in tackles for loss and led the team with 10 quarterback hurries...in 2012, was named the Ron Lenz Division II National Defensive Player of the Year as he had 19.5 sacks, coming within one sack of the NCAA Division II record, and as he earned multiple All-America accolades...began collegiate career at Sacramento City College where he earned all-league honors all-conference accolades and all-state in 2011.

**PERSONAL:** Played at Franklin High School where he earned all-league and all-conference honors...also participated in track and field as he threw the shot put and discus...mother is Trisha Warren...has seven siblings...majored in nursing with a business minor at West Texas A&M...participated in many community events, including the 6th Annual Playground Build at Marygrove, St. Louis Rams Training Academy Youth Camp and the United Way Kickoff for Charity Luncheon...has three children, Karina, Elijah and London.

# ETHAN WESTBROOKS NFL STATISTICS



## REGULAR SEASON

Year	Team	G/S	Tackles			Sacks	Yards	Interceptions			TD	PD	Fumbles		Yards
			Total	Solo	Asst.			Int.	Yards	Long			FF	FR	
2014	St. Louis Rams	6/0	12	5	7	0.0	0.0	0	0	0	0	0	0	0	0
2015	St. Louis Rams	13/0	30	17	13	2.0	11.0	0	0	0	0	0	0	0	
2016	Los Angeles Rams	16/2	46	26	20	2.0	7.0	0	0	0	1	2	0	1	77
2017	Los Angeles Rams	16/9	28	16	12	4.0	20.0	0	0	0	0	1	0	0	0
2018	Los Angeles Rams	3/0	2	1	1	1.0	7.0	0	0	0	0	0	0	0	0
<b>Totals</b>		<b>54/11</b>	<b>118</b>	<b>65</b>	<b>53</b>	<b>9.0</b>	<b>45.0</b>	<b>0</b>	<b>0</b>	<b>0</b>	<b>1</b>	<b>3</b>	<b>0</b>	<b>1</b>	<b>77</b>

## POSTSEASON

Year	Team	G/S	Tackles			Sacks	Yards	Interceptions			TD	PD	Fumbles		Yards
			Total	Solo	Asst.			Int.	Yards	Long			FF	FR	
2017	RAMS	1/1	3	2	1	0.0	0.0	0	0	0	0	0	0	0	0
<b>Totals</b>		<b>1/1</b>	<b>3</b>	<b>2</b>	<b>1</b>	<b>0.0</b>	<b>0.0</b>	<b>0</b>	<b>0</b>	<b>0</b>	<b>0</b>	<b>0</b>	<b>0</b>	<b>0</b>	<b>0</b>

# ETHAN WESTBROOKS GAME-BY-GAME



### 2018 Los Angeles Rams

Game	W/L	P/S	T	S	A	Sk	Yds	Int	Yds	Lg	TD	PD	FF	FR	Yds
at Oak 9/10	W	1/0	1	0	1	0.0	0.0	0	0	0	0	0	0	0	0
Ari 9/16	W	1/0	0	0	0	0.0	0.0	0	0	0	0	0	0	0	0
LAC 9/23	W	1/0	1	1	0	1.0	7.0	0	0	0	0	0	0	0	0
Min 9/27															
at Sea 10/7															
at Den10/14															
at SF 10/21															
GB 10/28															
at NO 11/4															
Sea 11/11															
KC 11/19															
at Det 12/2															
at Chi 12/9															
Phi 12/16															
at Ari 12/23															
SF 12/30															
<b>Totals</b>	<b>3-0</b>	<b>3/0</b>	<b>2</b>	<b>1</b>	<b>1</b>	<b>1.0</b>	<b>7.0</b>	<b>0</b>	<b>0</b>	<b>0</b>	<b>0</b>	<b>0</b>	<b>0</b>	<b>0</b>	<b>0</b>

### 2017 Los Angeles Rams

Game	W/L	P/S	T	S	A	Sk	Yds	Int	Yds	Lg	TD	PD	FF	FR	Yds
Ind 9/10	W	1/1	3	2	1	1.0	6.0	0	0	0	0	0	0	0	0
Was 9/17	L	1/0	1	1	0	0.0	0.0	0	0	0	0	0	1	0	0
at SF 9/21	W	1/0	1	1	0	0.0	0.0	0	0	0	0	0	0	0	0
at Dal 10/1	W	1/0	3	1	2	0.0	0.0	0	0	0	0	0	0	0	0
Sea 10/8	L	1/0	1	1	0	0.0	0.0	0	0	0	0	0	0	0	0
at Jax 10/15	W	1/0	1	1	0	0.0	0.0	0	0	0	0	0	0	0	0
Ari 10/22	W	1/0	2	1	1	1.0	5.0	0	0	0	0	0	0	0	0
at NYG 11/5	W	1/0	1	0	1	0.0	0.0	0	0	0	0	0	0	0	0
Hou 11/12	W	1/1	4	2	2	0.0	0.0	0	0	0	0	0	0	0	0
at Min 11/19	L	1/1	3	2	1	0.0	0.0	0	0	0	0	0	0	0	0
NO 11/26	W	1/1	1	0	1	0.0	0.0	0	0	0	0	0	0	0	0
at Ari 12/3	W	1/1	5	3	2	1.0	5.0	0	0	0	0	0	0	0	0
Phi 12/10	L	1.1	0	0	0	0.0	0.0	0	0	0	0	0	0	0	0
at Sea 12/17	W	1/1	1	1	0	0.0	0.0	0	0	0	0	0	0	0	0
at Ten 12/24	W	1/1	1	0	1	0.0	0.0	0	0	0	0	0	0	0	0
SF 12/31	L	1/1	0	0	0	0.0	0.0	0	0	0	0	0	0	0	0
<b>Totals</b>	<b>11-5</b>	<b>16/9</b>	<b>28</b>	<b>16</b>	<b>12</b>	<b>3.0</b>	<b>16.0</b>	<b>0</b>	<b>0</b>	<b>0</b>	<b>0</b>	<b>0</b>	<b>1</b>	<b>0</b>	<b>0</b>

### 2017 Postseason

Game	W/L	P/S	T	S	A	Sk	Yds	Int	Yds	Lg	TD	PD	FF	FR	Yds
Atl 1/6/18	L	P/S	3	2	1	0.0	0.0	0	0	0	0	0	1	0	0
<b>Totals</b>	<b>0-1</b>	<b>1/0</b>	<b>3</b>	<b>2</b>	<b>1</b>	<b>0.0</b>	<b>0.0</b>	<b>0</b>	<b>0</b>	<b>0</b>	<b>0</b>	<b>0</b>	<b>1</b>	<b>0</b>	<b>0</b>

### 2016 Los Angeles Rams

Game	W/L	P/S	T	S	A	Sk	Yds	Int	Yds	Lg	TD	PD	FF	FR	Yds
at SF 9/12	L	1/0	3	2	1	0.0	0.0	0	0	0	0	0	0	0	0
Sea 9/18	W	1/0	1	1	0	0.0	0.0	0	0	0	0	0	0	0	0
at TB 9/25	W	1/0	5	1	4	0.0	0.0	0	0	0	1	0	0	1	77
at Ari 10/2	W	1/1	3	1	2	0.0	0.0	0	0	0	0	0	0	0	0
Buf 10/9	L	1/1	2	1	1	1.0	5.0	0	0	0	0	1	0	0	0
at Det 10/16	L	1/0	1	1	0	0.0	0.0	0	0	0	0	0	0	0	0
NYG 10/23	L	1/0	5	1	4	0.0	0.0	0	0	0	0	0	0	0	0
Car 11/6	L	1/0	4	1	3	0.0	0.0	0	0	0	0	1	0	0	0
at NYJ 11/13	W	1/0	3	2	1	0.0	0.0	0	0	0	0	0	0	0	0
Mia 11/20	L	1/0	3	2	1	0.0	0.0	0	0	0	0	0	0	0	0
at NO 11/27	L	1/0	3	3	0	0.0	0.0	0	0	0	0	0	0	0	0
at NE 12/4	L	1/0	2	1	1	0.0	0.0	0	0	0	0	0	0	0	0
Atl 12/11	L	1/0	4	4	0	0.0	0.0	0	0	0	0	0	0	0	0
at Sea 12/15	L	1/0	3	1	2	0.0	0.0	0	0	0	0	0	0	0	0
SF 12/24	L	1/0	2	2	0	0.0	0.0	0	0	0	0	0	0	0	0
Ari 1/1/17	L	1/0	2	2	0	0.0	0.0	0	0	0	0	0	0	0	0
<b>Totals</b>	<b>4-12</b>	<b>16/2</b>	<b>46</b>	<b>26</b>	<b>20</b>	<b>1.0</b>	<b>5.0</b>	<b>0</b>	<b>0</b>	<b>0</b>	<b>1</b>	<b>2</b>	<b>0</b>	<b>1</b>	<b>77</b>

### 2015 St. Louis Rams

Game	W/L	P/S	T	S	A	Sk	Yds	Int	Yds	Lg	TD	PD	FF	FR	Yds
Sea 9/13	W	1/0	3	1	2	0.0	0.0	0	0	0	0	0	0	0	0
at Was 9/20	L	1/0	3	2	1	0.0	0.0	0	0	0	0	0	0	0	0
Pit 9/27	L	1/0	2	2	0	0.0	0.0	0	0	0	0	0	0	0	0
at Ari 10/4	W	1/0	3	2	1	0.0	0.0	0	0	0	0	0	0	0	0
at GB 10/11	L					Inactive									
Cle 10/25	W	1/0	2	1	1	1.0	8.0	0	0	0	0	0	0	0	0
SF 11/1	W	1/0	2	0	2	1.0	3.0	0	0	0	0	0	0	0	0
at Min 11/8	L	1/0	2	1	1	0.0	0.0	0	0	0	0	0	0	0	0
Chi 11/15	L	1/0	4	1	3	0.0	0.0	0	0	0	0	0	0	0	0
at Bal 11/22	L	1/0	1	1	0	0.0	0.0	0	0	0	0	0	0	0	0
at Cin 11/29	L	0/0				Inactive									
Ari 12/6	L	0/0	0	0	0	0.0	0.0	0	0	0	0	0	0	0	0
Det12/13	W	1/0	2	2	0	0.0	0.0	0	0	0	0	0	0	0	0
TB12/17	W	1/0	6	4	2	0.0	0.0	0	0	0	0	0	0	0	0
at Sea 12/27	0/0	0/0	0	0	0	0.0	0.0	0	0	0	0	0	0	0	0
at SF 1/3/16	0/0	0/0	0	0	0	0.0	0.0	0	0	0	0	0	0	0	0
<b>Totals</b>	<b>6-8</b>	<b>11/0</b>	<b>30</b>	<b>17</b>	<b>13</b>	<b>2.0</b>	<b>11.0</b>	<b>0</b>	<b>0</b>	<b>0</b>	<b>0</b>	<b>0</b>	<b>0</b>	<b>0</b>	<b>0</b>

### 2014 St. Louis Rams

Game	W/L	P/S	T	S	A	Sk	Yds	Int	Yds	Lg	TD	PD	FF	FR	Yds
Min 9/7	L					Inactive									
at TB 9/14	W	1/0	1	0	1	0.0	0.0	0	0	0	0	0	0	0	0
Dal 9/21	L	1/0	4	1	3	0.0	0.0	0	0	0	0	0	0	0	0
at Phi 10/5	L	1/0	4	3	1	0.0	0.0	0	0	0	0	0	0	0	0
SF 10/13	L	1/0	0	0	0	0.0	0.0	0	0	0	0	0	0	0	0
Sea 10/19	W					Inactive									
at KC 10/26	L					Inactive									
at SF 11/2	W					Inactive									
at Ari 11/9	L					Inactive									
Den 11/16	W	1/0	2	1	1	0.0	0.0	0	0	0	0	0	0	0	0
at SD 11/23	L	1/0	1	0	1	0.0	0.0	0	0	0	0	0	0	0	0
Oak 11/30	W					Inactive									
at Was 12/7	W					Inactive									
Ari 12/11	L					Inactive									
NYG 12/21	L					Inactive									
at Sea 12/28	L					Inactive									





# 77 ANDREW WHITWORTH

Tackle // LSU // Monroe, La.

Ht./Wt.: 6-7/330

NFL Exp.: 13th (2nd Rams)

GP/GS: 186/182, (Playoffs): (7/7)

Birth Date: 12/12/1981

Acquired: FA-2017

**TRANSACTIONS:** Signed with Rams as a free agent (3/9/17)... signed contract extension with Bengals (9/23/15)... signed contract extension with Bengals (8/31/11)... signed contract extension with Bengals (7/27/08)... signed with Bengals (7/29/06)... selected by Cincinnati in the second round of 2006 NFL Draft (55th overall)... and named to the PFWA All-NFL Team in 2017.

**PRO:** thirteenth-year pro has competed in 186 games with 182 starts... four-time NFL Pro Bowler (2013, 2016, 2017, 2018)... named to the Associated Press All-Pro team in 2015... recorded three seasons with allowing only 1.0 sack or less (2007, 2014, 2016)... registered eight seasons (2006-2007, 2009, 2011-2015) in which his pass blocking has produced a 1,000 yard receiver (T.Houshmandzadeh: 2006 & 2007; C.Johnson: 2006, 2007, 2009; A.Green: 2011 & 2013, B. Green-Ellis: 2012; J. Hill: 2014)... registered five seasons in which he blocked for three different 1,000-yard rushers (R.Johnson: 2006, C.Benson: 2009-2011, B.Green-Ellis: 2012, T. Gurley: 2017)).

**2018 SEASON: vs. Chargers (9/23):** Appeared in 74 offensive snaps... had one offensive tackle... helped the offense gain over 500 total yards... **vs. Arizona (9/16):** Played in all 72 offensive snaps... protected QB Jared Goff to complete 24 passes for 354 yards... **at Oakland (9/10):** Played all 63 offensive snaps... helped open up rushing lanes for RB Todd Gurley II to rush for 108 yards.

**2017 SEASON:** Key part of the offensive line that helped the offense post 51 touchdowns... all five offensive linemen started 16 games, including the postseason... named Pro Bowl alternate... **at San Francisco (9/21):** Played all 67 offensive snaps, and paved the way for RB Todd Gurley who scored three total touchdowns... **at Dallas (10/1):** Played all 69 offensive snaps... helped give QB Jared Goff time in the pocket to throw for 255 yards and two touchdowns... **at New York Giants (11/5):** Goff had zero hits or sacks and threw for 311 yards and four touchdowns... **at Seattle (12/17):** Was a part of an offensive line unit that allowed RB Todd Gurley II to amass 180 yards from scrimmage and four touchdowns... **at Tennessee (12/24):** Helped pave the way for RB Todd Gurley who tallied 118 yards rushing and 158 receiving yards... **Wild Card vs. Atlanta (1/6/18):** Started at left tackle... helped pave the way for RB Todd Gurley II who notched 101 yards rushing on 14 carries.

**2016 SEASON:** Started all 16 regular season games at left tackle... earned a Pro Bowl nod for the second-consecutive season, third time in his career... **at New York Jets (9/11):** Contributed to an offensive line unit that helped QB Andy Dalton throw for 366 yards... **at Pittsburgh (9/18):** Blocked the blindside of QB Andy Dalton to produce 366 yards through the air... **vs. Denver (9/25):** Blocked for a rushing attack that totaled 143 net yards... **vs. Miami (9/29):** Helped the offense control possession for 38:02.

**2015 SEASON:** Started at left tackle in all 16 regular season games, including one playoff start in an AFC Wild Card match-up versus Pittsburgh... received Pro Bowl honors for the second time in his career... named to the All-Pro team by the *Associated Press*... **vs. San Diego (9/20):** Recorded second-straight game without allowing a sack... paved the way for an offensive unit to produce a 175-yard rushing output... **vs. Kansas City (10/4):** Contributed to an offensive line that allowed no sacks... helped guide Bengals to their first game in franchise history with more



than 300 net passing yards (321) and four rushing touchdowns... **vs. Seattle (10/11):** Helped lead the rally from a 24-7 fourth-quarter deficit as Bengals became first team since Week 15 of the 2010 season to win after trailing by 17 or more in the final period.

**2014 SEASON:** Started 16 games at left tackle, including an AFC Wild Card playoff contest at Indianapolis... named first-team All-Pro by Peter King's *Monday Morning QB* and second-team All-Pro by *The Associated Press*... part of the protection that allowed no sacks in the first three games of the season, for first time in franchise history... helped lead a pass protection unit that helped the Bengals rank third in NFL in fewest sacks allowed (23) and least sack yardage allowed (130)... supported a rushing attack that ranked sixth in the league with 134.2 yards per game... **vs. Baltimore (10/26):** Helped power the way for three 1-yard touchdown runs in goal line situations, including the game-winning touchdown by QB Andy Dalton on fourth-and-1 play late in fourth quarter... **at Cleveland (12/14):** Contributed to an offense that powered 244 rushing yards, the highest rushing yardage total for the Bengals since Nov. 28, 2004 vs. Cleveland (253 yards)... **vs. Denver (12/22):** Paved the way for the offense to produce 207 rushing yards in a playoff-clinching win.

**2013 SEASON:** Started all 14 regular season games he appeared in, starting at left tackle and left guard positions, including the Wild Card playoff match-up against San Diego... **vs. New York Jets (10/27):** Contributed to pass protection that allowed only one sack, as QB Andy Dalton threw a career-best five touchdown passes... **vs. San Diego (1/5/14):** Aided a 439-yard offensive output in the AFC Wild Card playoffs.

**2012 SEASON:** Selected to the Pro Bowl for the first time in his career... helped RB BenJarvus Green-Ellis post an NFL-leading 14 conversions on third-and-1 rushing plays, with only one failure to convert... part of the run-blocking effort for Green-Ellis to gain at least 100 yards four times in a five-game stretch, only second instance of a Bengals back getting four 100-yarders in five games. **2011 SEASON:** Started at left tackle in every regular season game, and the AFC Wild Card playoff contest at Houston.

**2010 SEASON:** Started all 16 games at the left tackle position... helped Cincinnati's offense rank second in the AFC and sixth in the NFL in fewest sacks allowed per passing attempt (one every 22.07 passing attempts).

**2009 SEASON:** Voted by teammates as a team captain... guided team to a single-season record of eight games with a 100-yard rusher, including an individual club mark of six by RB Cedric Benson... **at Baltimore (10/11):** Assisted RB Cedric Benson (27-for-120) to become first player in 40 games to rush for 100 yards against Baltimore... **vs. Chicago (10/25):** Paved the way for RB

Cedric Benson's career-high 189 rushing yard output, while also aiding a sack-free performance up front...**vs. New York Jets (1/9/10)**: Guided RB Cedric Benson to a Bengals postseason-record 169 rushing yards in an AFC Wild Card playoff game.

**2008 SEASON**: Started the first 10 games at left guard, but suffered a season-ending ankle injury in Week 11 vs. Philadelphia.

**2007 SEASON**: Started all 16 games of the regular season at both left tackle and left guard...played on 1,041-of-1,047 offensive team snaps (99.4 percent) as Bengals set club record for fewest sacks allowed (17).

**2006 SEASON**: Veterans' injuries opened the door for the rookie to make 12 starts among his 16 games played...made 10-of-12 starts at left tackle...**vs. Cleveland (9/17)**: Earned first professional start in his second career game, opening at left guard.

**COLLEGE**: A pillar of the LSU offensive line from 2002-05, Whitworth never missed a game or a practice due to injury...closed career with the second-most starts (52) in NCAA Division I...played primarily left tackle and was credited with no sacks allowed as a senior, and only one as a junior...earned All-SEC first-team honors as both a junior and senior, including a consensus nod as a senior...started every game as a sophomore in 2003 as LSU won the BCS national championship with a 13-1 mark...spent five years at LSU, including 2001 redshirt.

**PERSONAL**: Hometown is West Monroe, La...led West Monroe High School to three Class 5A state football titles, as a freshman, sophomore and senior...graduated from LSU in December 2005 with degree in general studies...former junior tennis champion in Louisiana, and is also an excellent golfer...a Bengals leader in community service, working through his BigWhit 77 Foundation...hosts a fund-raising golf tournament in Louisiana, and enjoys serving as a motivational speaker to youth groups, and is known for having personally reached out to families in need... married to his wife Melissa, with four children (twins Sarah and Drew, Michael, and Katherine).

**Whitworth's Career Games/Starts:**

Year	Teams	GP/GS
2018	Los Angeles Rams	3/3
2017	Los Angeles Rams	15/15
	<i>Postseason</i>	1/1
2016	Cincinnati Bengals	16/16
2015	Cincinnati Bengals	16/16
	<i>Postseason</i>	1/1
2014	Cincinnati Bengals	16/16
	<i>Postseason</i>	1/1
2013	Cincinnati Bengals	14/14
	<i>Postseason</i>	1/1
2012	Cincinnati Bengals	16/16
	<i>Postseason</i>	1/1
2011	Cincinnati Bengals	16/16
	<i>Postseason</i>	1/1
2010	Cincinnati Bengals	16/16
2009	Cincinnati Bengals	16/16
	<i>Postseason</i>	1/1
2008	Cincinnati Bengals	10/10
2007	Cincinnati Bengals	16/16
2006	Cincinnati Bengals	16/12
<b>Totals</b>		<b>186/182</b>
	<i>Postseason</i>	<b>7/7</b>



# 52 RAMIK WILSON

Linebacker // Georgia // Tampa, Fla.

Ht./Wt.: 6-2/238

NFL Exp.: 4th (1st Rams)

GP/GS: 33/20, (Playoffs): (2/1)

Birth Date: 8/19/1992

Acquired: FA-2018

**TRANSACTIONS:** Joined the Rams as an unrestricted free agent (3/22/18)...declared a free agent (3/14/18)...added to Kansas City Active Roster (10/18/16)...signed to Kansas City Practice Squad (9/6/16)...released by Kansas City (9/4/16)...signed by Kansas City as a fourth-round draft choice, 118th overall (5/11/15).

**PRO:** Pronounced ra-MEEK...fourth-year pro has played with 33 regular season games with 20 starts in three seasons with the Chiefs and his first season with the Rams...totaled 101 tackles, seven tackles for loss, four fumble recoveries, forced one fumble and intercepted one pass with a six-yard return.

**2018 SEASON: vs. Chargers (9/23):** Totaled nine tackles (six solo)...had one tackle for loss and one pass defensed...**vs. Arizona (9/16):** Started at linebacker...tallied four total tackles (three solo)...**at Oakland (9/10):** Started at linebacker...recorded four total tackles (one solo).

**2017 SEASON:** Played in eight games with four starts...totaled 15 tackles (14 solo) on the season with three tackles for loss...recovered one fumble and returned it 11 yards...**vs. Philadelphia (9/17):** Started...registered four tackles (four solo)...posted two tackles for loss...**at Los Angeles Chargers (9/24):** Started...recorded three tackles (three solo) and one tackle for loss...**at Denver (12/31):** Posted a season-high eight tackles (seven solo)...returned one fumble 11 yards.

**2016 SEASON:** Signed to the Chiefs active roster from practice squad on 10/18...started remaining 11 contests of season...recorded 76 tackles (61 solo)...tallied three passes defensed...forced one fumble, recovered two fumbles...**vs. New Orleans (10/23):** Earned first start of the season...posted eight tackles (three solo)...**at Indianapolis (10/30):** Posted three tackles (two

solo)...recovered one fumble for no yards...**vs. Jacksonville (11/6):** Recorded five tackles (five solo)...posted on tackle for loss...snared first-career interception and returned it six yards...**at Carolina (11/13):** Posted five tackles (three solo)...**vs. Tampa Bay (11/20):** Tallied eight tackles (seven solo)...added on tackle for loss...**at Denver (11/27):** Registered five tackles (two solo)...**at Atlanta (12/4):** Recorded eight solo tackles...**vs. Oakland (12/8):** Recorded eight tackles (six solo)...tallied one pass defensed...**vs. Tennessee (12/18):** Added seven tackles, all solo...recovered one fumble for no yards...**vs. Denver (12/25):** Totaled six tackles (five solo)...**at San Diego (1/1/17):** Posted a career-best 13 tackles (11 solo)...added one tackle for a two-yard loss...added one pass defensed...**vs. Pittsburgh (1/15):** Started Divisional Round game...tallied 15 tackles (eight solo)...added one tackle for a three-yard loss.

**2015 SEASON:** Played in 10 games with two starts...totaled 20 tackles (13 solo)...recovered one fumble...**at Cincinnati (10/4):** Made his first NFL tackle...finished game with eight tackles (four solo)...**vs. Chicago (10/11):** Earned first-career start...tallied four tackles (two solo)...recovered one fumble for no yards...**at Minnesota (10/18):** Started...tallied eight tackles (seven solo).

**COLLEGE:** Played in 44 games (25 starts) at Georgia...recorded 253 tackles (138 solo), including 6.0 sacks, 19 tackles for loss, two forced fumbles, one fumble recovery, four passes defensed and 13 QB pressures... Majored in communication studies.

**PERSONAL:** Two-way starter at Thomas Jefferson High School (Tampa, Fla.) as an inside linebacker on defense, a tight end on offense and served as the team's punter.

# RAMIK WILSON NFL STATISTICS



## REGULAR SEASON

Year	Team	G/S	Tackles			Sacks	Yards	Interceptions				PD	Fumbles		
			Total	Solo	Asst.			Int.	Yards	Long	TD		FF	FR	Yards
2015	Kansas City Chiefs	11/2	20	13	7	0.0	0.0	0	0	0	0	0	0	1	0
2016	Kansas City Chiefs	11/11	76	61	15	0.0	0.0	1	6	6	0	3	1	2	0
2017	Kansas City Chiefs	8/4	15	14	1	0.0	0.0	0	0	0	0	0	0	1	11
2018	Los Angeles Rams	3/3	17	10	7	0.0	0.0	0	0	0	0	1	0	0	0
<b>Totals</b>		<b>33/20</b>	<b>128</b>	<b>98</b>	<b>30</b>	<b>0.0</b>	<b>0.0</b>	<b>1</b>	<b>6</b>	<b>6</b>	<b>0</b>	<b>4</b>	<b>1</b>	<b>4</b>	<b>11</b>

## POSTSEASON

Year	Team	G/S	Tackles			Sacks	Yards	Interceptions				PD	Fumbles		
			Total	Solo	Asst.			Int.	Yards	Long	TD		FF	FR	Yards
2015	Kansas City Chiefs	1/0	0	0	0	0.0	0.0	0	0	0	0	0	0	0	0
2016	Kansas City Chiefs	1/1	15	8	7	0.0	0.0	0	0	0	0	0	0	0	0
2017	Kansas City Chiefs	0/0	0	0	0	0.0	0.0	0	0	0	0	0	0	0	0
<b>Totals</b>		<b>2/1</b>	<b>15</b>	<b>8</b>	<b>7</b>	<b>0.0</b>	<b>0.0</b>	<b>0</b>	<b>0</b>	<b>0</b>	<b>0</b>	<b>0</b>	<b>0</b>	<b>0</b>	<b>0</b>

### Regular Season Single Game Highs:

Total Tackles – 13, at Los Angeles Chargers (1/1/17)  
 Tackles For Loss – 2, vs. Philadelphia Eagles (9/17/17)  
 Interceptions – 1, vs. Jacksonville Jaguars (11/6/16)  
 Passes Defensed – 1, four times, last vs. Los Angeles Chargers (9/23/18)

### Postseason Single Game Highs:

Total Tackles – 15, vs. Pittsburgh (1/15/17)  
 Tackles For Loss – 1, vs. Pittsburgh (1/15/17)

# RAMIK WILSON GAME-BY-GAME



### 2018 Los Angeles Rams

Game	W/L	P/S	T	S	A	Sk	Yds	Int	Yds	Lg	TD	PD	FF	FR	Yds
at Oak 9/10	W	1/1	4	1	3	0.0	0.0	0	0	0	0	0	0	0	0
Ari 9/16	W	1/1	4	3	1	0.0	0.0	0	0	0	0	0	0	0	0
LAC 9/23	W	1/1	9	6	3	0.0	0.0	0	0	0	0	1	0	0	0
Min 9/27															
at Sea 10/7															
at Den 10/14															
at SF 10/21															
GB 10/28															
at NO 11/4															
Sea 11/11															
KC 11/19															
at Det 12/2															
at Chi 12/9															
Phi 12/16															
at Ari 12/23															
SF 12/30															
<b>Totals</b>	<b>3-0</b>	<b>3/3</b>	<b>17</b>	<b>10</b>	<b>7</b>	<b>0.0</b>	<b>0.0</b>	<b>0</b>	<b>0</b>	<b>0</b>	<b>0</b>	<b>1</b>	<b>0</b>	<b>0</b>	<b>0</b>

### 2016 Kansas City Chiefs

Game	W/L	P/S	T	S	A	Sk	Yds	Int	Yds	Lg	TD	PD	FF	FR	Yds
SD 9/11	W	0/0				Practice Squad									
at Hou 9/18	L	0/0				Practice Squad									
NYJ 9/25	W	0/0				Practice Squad									
at Pit 10/2	L	0/0				Practice Squad									
at Oak 10/16	W	0/0				Practice Squad									
NO 10/23	W	1/1	8	5	3	0.0	0.0	0	0	0	0	0	0	0	0
at Ind 10/30	W	1/1	3	2	1	0.0	0.0	0	0	0	0	0	0	1	0
Jax 11/6	W	1/1	5	5	0	0.0	0.0	1	6	6	0	1	1	0	0
at Car 11/13	W	1/1	5	3	2	0.0	0.0	0	0	0	0	0	0	0	0
TB 11/20	L	1/1	8	7	1	0.0	0.0	0	0	0	0	0	0	0	0
at Den 11/27	W	1/1	5	2	3	0.0	0.0	0	0	0	0	0	0	0	0
at Atl 12/4	W	1/1	8	8	0	0.0	0.0	0	0	0	0	0	0	0	0
Oak 12/8	W	1/1	8	6	2	0.0	0.0	0	0	0	0	1	0	0	0
Ten 12/18	L	1/1	7	7	0	0.0	0.0	0	0	0	0	0	0	1	0
Den 12/25	W	1/1	6	5	1	0.0	0.0	0	0	0	0	0	0	0	0
at SD 11/17	W	1/1	13	11	2	0.0	0.0	0	0	0	0	1	0	0	0
<b>Totals</b>	<b>12-4</b>	<b>11/11</b>	<b>76</b>	<b>61</b>	<b>15</b>	<b>0.0</b>	<b>0.0</b>	<b>1</b>	<b>6</b>	<b>6</b>	<b>0</b>	<b>3</b>	<b>1</b>	<b>2</b>	<b>0</b>

### 2016 Postseason

Game	W/L	P/S	T	S	A	Sk	Yds	Int	Yds	Lg	TD	PD	FF	FR	Yds
vs. Pit 1/8/17†	L	1/1	15	8	7	0.0	0.0	0	0	0	0	0	0	0	0
<b>Totals</b>	<b>0-1</b>	<b>1/1</b>	<b>15</b>	<b>8</b>	<b>7</b>	<b>0.0</b>	<b>0.0</b>	<b>0</b>	<b>0</b>	<b>0</b>	<b>0</b>	<b>0</b>	<b>0</b>	<b>0</b>	<b>0</b>

† Denotes AFC Divisional Round Game

### 2017 Kansas City Chiefs

Game	W/L	P/S	T	S	A	Sk	Yds	Int	Yds	Lg	TD	PD	FF	FR	Yds
at NE 9/7	W	1/1	0	0	0	0.0	0.0	0	0	0	0	0	0	0	0
Phi 9/17	W	1/1	4	4	0	0.0	0.0	0	0	0	0	0	0	0	0
at LAC 9/24	W	1/1	3	3	0	0.0	0.0	0	0	0	0	0	0	0	0
Was 10/2	W	1/0	0	0	0	0.0	0.0	0	0	0	0	0	0	0	0
at Hou 10/8	W	0/0				Inactive									
Pit 10/15	L	0/0				Inactive									
at Oak 10/19	L	0/0				Inactive									
Den 10/30	W	0/0				Inactive									
at Dal 11/5	L	0/0				Inactive									
at NYG 11/19	L	1/0	0	0	0	0.0	0.0	0	0	0	0	0	0	0	0
Buf 11/26	L	1/0	0	0	0	0.0	0.0	0	0	0	0	0	0	0	0
at NYJ 12/3	L	1/0	0	0	0	0.0	0.0	0	0	0	0	0	0	0	0
Oak 12/10	W	0/0				Inactive									
LAC 12/16	W	0/0				Inactive									
Mia 12/27	W	0/0				Inactive									
at Den 12/31	W	1/1	8	7	1	0.0	0.0	0	0	0	0	0	0	0	11
<b>Totals</b>	<b>10-6</b>	<b>8/4</b>	<b>15</b>	<b>14</b>	<b>1</b>	<b>0.0</b>	<b>0.0</b>	<b>0</b>	<b>0</b>	<b>0</b>	<b>0</b>	<b>0</b>	<b>0</b>	<b>0</b>	<b>11</b>

### 2015 Kansas City Chiefs

Game	W/L	P/S	T	S	A	Sk	Yds	Int	Yds	Lg	TD	PD	FF	FR	Yds
at Hou 9/13	W	1/0	0	0	0	0.0	0.0	0	0	0	0	0	0	0	0
Den 9/17	L	1/0	0	0	0	0.0	0.0	0	0	0	0	0	0	0	0
at GB 9/28	L	1/0	0	0	0	0.0	0.0	0	0	0	0	0	0	0	0
at Cin 10/4	L	1/0	8	4	4	0.0	0.0	0	0	0	0	0	0	0	0
Chi 10/11	L	1/1	4	2	2	0.0	0.0	0	0	0	0	0	0	0	1
at Min 10/18	L	1/1	8	7	1	0.0	0.0	0	0	0	0	0	0	0	0
Pit 10/25	W	0/0				Inactive									
Det 11/1	W	0/0				Inactive									
at Den 11/15	W	0/0				Inactive									
at SD 11/22	W	0/0				Inactive									
Buf 11/29	W	0/0				Did Not Play									
at Oak 12/6	W	0/0				Inactive									
SD 12/13	W	1/0	0	0	0	0.0	0.0	0	0	0	0	0	0	0	0
at Bal 12/20	W	1/0	0	0	0	0.0	0.0	0	0	0	0	0	0	0	0
Cle 12/27	W	1/0	0	0	0	0.0	0.0	0	0	0	0	0	0	0	0
Oak 1/3/16	W	1/0	0	0	0	0.0	0.0	0	0	0	0	0	0	0	0
<b>Totals</b>	<b>11-5</b>	<b>10/20</b>	<b>20</b>	<b>13</b>	<b>7</b>	<b>0.0</b>	<b>0.0</b>	<b>0</b>	<b>0</b>	<b>0</b>	<b>0</b>	<b>0</b>	<b>0</b>	<b>0</b>	<b>1</b>

### 2015 Postseason

Game	W/L	P/S	T	S	A	Sk	Yds	Int	Yds	Lg	TD	PD	FF	FR	Yds
at Hou 1/9/16†	W	1/0	0	0	0	0.0	0.0	0	0	0	0	0	0	0	0
at NE 1/16/16*	L	0/0													



# 17 ROBERT WOODS

Wide Receiver // USC // Gardena, Calif.

Ht./Wt.: 6-0/195

NFL Exp.: 6th (2nd Rams)

GP/GS: 72/62, (Playoffs): (1/1)

Birth Date: 4/10/1992

Acquired: FA-2017

**TRANSACTIONS:** Signed by the Rams as a free agent (3/9/17)... selected by the Buffalo Bills in the second round (41st overall) of the 2013 NFL Draft (4/26/13).

**PRO:** Sixth-year wide receiver enters his second season with the Rams in 2018 after signing as a free agent prior to the 2017 season...hauled in the third-longest reception in franchise history, a 94-yard touchdown reception from QB Jared Goff vs. Houston (11/12/17)...has played in 72 career games with 62 starts and one postseason start.

**2018 SEASON: vs. Chargers (9/23):** Played in 74 offensive plays...led the team in receptions (10) and receiving yards (104) and touchdowns (two)...marked his first 100-plus yard game of the season, sixth career...also his third career multi-touchdown game...tied two career bests with 10 receptions and two touchdowns...had 13 rushing yards...**vs. Arizona (9/16):** Started at wide receiver...notched six receptions for 81 yards with a long 21-yard reception...**at Oakland (9/10):** Started at wide receiver...hauled in three receptions for 39 yards with a long 19-yard reception.

**2017 SEASON:** Finished the regular season with a career-high in receiving yards (781) on 56 catches...tallied five touchdowns...**at Seattle (12/17):** Started at wide receiver...hauled in a 1-yard touchdown pass...**at San Francisco (9/21):** Started at wide receiver...hauled in six receptions for 108 yards with a long 31-yard reception...marked his fourth 100-plus yard receiving game of his career...**at New York Giants (11/5):** Started at wide receiver...hauled in two touchdowns on 70 yards receiving...notched his first multi-touchdown game of his career...converted a third-and-33 with a 52-yard reception for a TD, only the third, third-and-30+ conversion since 1991...**vs. Houston (11/12):** Started at wide receiver...had a career day with eight receptions for 171 yards and two touchdowns...hauled in the third-longest reception in franchise history, a 94-yard touchdown reception from QB Jared Goff...**Wild Card vs. Atlanta (1/6/18):** Started at wide receiver...registered his third 100-plus receiving yard game this season and sixth game of his career...led the team in receptions (nine) and receiving yards (142)...his 142 receiving yards are the fourth-highest output in a single postseason game in Rams history.

**2016 SEASON:** Played in 13 games, started 10...led the Bills with 613 receiving yards...finished second on the team with 51 receptions...**at New England (10/2):** Hauled in seven receptions for 89 yards...**vs. San Francisco (10/16):** Caught five passes for

44 yards and a touchdown...**at Seattle (11/7):** Notched a career-high 10 receptions for 162 yards.

**2015 SEASON:** Played in 14 games, started nine...ended the year with 47 receptions for 552 yards and three touchdowns...**vs. New England (10/4):** Hauled in three passes for 60 yards and one touchdown...**at Jacksonville (10/25):** Tied a then career-high with nine receptions...added one touchdown on 84 yards receiving.

**2014 SEASON:** Started 15-of-16 games...finished the season with 65 receptions for 699 yards and five touchdowns...**vs. New England (10/12):** Led the Bills with seven receptions for 78 yards and one touchdown...**vs. New York Jets (10/26):** Set previous career highs with nine catches for 118 yards...also added one touchdown reception.

**2013 SEASON:** Started 13-of-14 games played...became the first Buffalo rookie receiver with 40 receptions since 2004...led the team in receiving yards three times...**vs. New England (9/8):** Caught his first career touchdown on an 18-yard reception from QB E.J. Manuel...**vs. Baltimore (9/29):** Led the Bills with 80 receiving yards...**at Jacksonville (12/15):** Set career highs with five receptions for 82 yards...all five of his receptions resulted in first downs...notched his third touchdown reception of the season.

**COLLEGE:** Started 38-of-38 games in his three-year career at USC...finished his career as the Trojans' all-time leader in receptions (252)...currently ranks eighth in program history with 2,930 receiving yards and second in receiving touchdowns (32)...also set the Trojans all-time record for most receptions in a game with 17 (9/3/11) vs. Minnesota...ended his time at USC with 200 total points scored...as a sophomore, led the Pac-12 with 9.3 receptions per game...in 2010, was named the Pac-10's Offensive Freshman of the Year...became the first true freshman wide receiver to start the season opener at wide receiver in the post-World War II era.

**PERSONAL:** A member of the 2009 USA Today All-USA First Team as a senior at Serra High School in Gardena, Calif., after tallying 15 touchdowns and more than 1,100 receiving yards in addition to eight interceptions on defense while helping the school to a 15-0 record and the California Division III championship...as a junior added 19 receiving touchdowns and seven interceptions on defense...also ran track at Serra, where he won the CIF Division IV 200 and 400-meter races and was a member of the winning 1,600-meter relay team...graduated with a bachelor's degree in policy, planning and development.

# ROBERT WOODS NFL STATISTICS



## REGULAR SEASON

Year	Team	G/S	No.	Receiving				Att.	Rushing			
				Yards	Avg.	Long	TD		Yards	Avg.	Long	TD
2013	Buffalo Bills	14/14	40	587	14.7	57	3	2	16	8.0	13	0
2014	Buffalo Bills	16/15	65	699	10.8	37	5	0	0	0.0	0	0
2015	Buffalo Bills	14/9	47	552	11.7	37	3	1	0	0.0	0	0
2016	Buffalo Bills	13/10	51	613	12.0	34	1	1	6	6.0	0	0
2017	Los Angeles Rams	12/11	56	781	13.9	94t	5	2	12	6.0	8	0
2018	Los Angeles Rams	3/3	19	222	11.7	22	2	4	19	4.8	8	0
<b>Totals</b>		<b>72/62</b>	<b>278</b>	<b>3,454</b>	<b>12.4</b>	<b>94t</b>	<b>19</b>	<b>10</b>	<b>53</b>	<b>5.3</b>	<b>13</b>	<b>0</b>

## POSTSEASON REGULAR SEASON

Year	Team	G/S	No.	Receiving				Att.	Rushing			
				Yards	Avg.	Long	TD		Yards	Avg.	Long	TD
2017	Los Angeles Rams	1/1	9	142	15.8	38	0	0	0	0.0	0	0
<b>Totals</b>		<b>1/1</b>	<b>9</b>	<b>142</b>	<b>15.8</b>	<b>38</b>	<b>0</b>	<b>0</b>	<b>0</b>	<b>0.0</b>	<b>0</b>	<b>0</b>

### Regular Season Single Game Highs:

Receptions – 10 (twice), last vs. Los Angeles Chargers (9/23/18)  
 Reception Yards – 162, at Seattle (11/7/16)  
 Touchdowns – 2 (three times), last vs. Los Angeles Chargers (9/23/18)  
 Longest Reception – 94t, vs. Houston (11/12/17)

### Postseason Single Game Highs:

Receptions – 9, vs. Atlanta (1/6/18, NFC Wild Card)  
 Reception Yards – 142, vs. Atlanta (1/6/18, NFC Wild Card)  
 Longest Reception – 38, vs. Atlanta (1/6/18, NFC Wild Card)

# ROBERT WOODS GAME-BY-GAME



## 2018 Los Angeles Rams

Game	W/L	P/S	Receiving				TD	Att.	Rushing			
			No.	Yds	Avg.	Lg			Yards	Avg.	Lg	TD
at Oak 9/10	W	1/1	3	37	12.3	20	0	0	6	6.0	6	0
Ari 9/16	W	1/1	6	81	13.5	21	0	0	0	0.0	0	0
LAC 9/23	W	1/1	10	104	10.4	22	2	3	13	4.3	8	0
Min 9/27												
at Sea 10/7												
at Den 10/14												
at SF 10/21												
GB 10/28												
at NO 11/4												
Sea 11/11												
KC 11/19												
at Det 12/2												
at Chi 12/9												
Phi 12/16												
at Ari 12/23												
SF 12/30												
<b>Totals</b>	<b>3-0</b>	<b>3/3</b>	<b>19</b>	<b>222</b>	<b>11.7</b>	<b>22</b>	<b>2</b>	<b>4</b>	<b>19</b>	<b>4.8</b>	<b>8</b>	<b>0</b>

## 2017 Los Angeles Rams

Game	W/L	P/S	Receiving				TD	Att.	Rushing			
			No.	Yds	Avg.	Lg			Yds	Avg.	Lg	TD
Ind 9/10	W	1/1	3	53	17.7	27	0	0	0	0.0	0	0
Was 9/17	L	1/1	1	8	8.0	8	0	0	0	0.0	0	0
at SF 9/21	W	1/1	6	108	18.0	31	0	0	0	0.0	0	0
at Dal 10/1	W	1/1	2	17	8.5	19	0	0	0	0.0	0	0
Sea 10/8	L	1/1	5	66	13.2	20	0	1	8	8.0	8	0
at Jax 10/15	W	1/1	5	70	14.0	22	0	0	0	0.0	0	0
Ari 10/22	W	1/1	5	59	11.8	17	0	1	4	4.0	4	0
at NYG 11/5	W	1/1	4	770	17.5	52t	2	0	0	0.0	0	0
Hou 11/12	W	1/1	8	171	21.4	94t	2	0	0	0.0	0	0
at Min 11/19	L	1/1	8	81	10.1	23	0	0	0	0.0	0	0
NO 11/26	W								Inactive			
at Ari 12/3	W								Inactive			
Phi 12/10	L								Inactive			
at Sea 12/17	W	1/1	6	45	7.5	14	1	0	0	0.0	0	0
at Ten 12/24	W	1/1	3	33	11.0	13	0	0	0	0.0	0	0
SF 12/31	L	0/0	0	0	0.0	0	0	0	0	0.0	0	0
<b>Totals</b>	<b>11/5</b>	<b>12/11</b>	<b>56</b>	<b>781</b>	<b>13.9</b>	<b>94t</b>	<b>5</b>	<b>2</b>	<b>12</b>	<b>6.0</b>	<b>8</b>	<b>0</b>

## 2017 Postseason

Atl 1/6/18	L	1/0	9	142	15.8	38	0	0	0	0.0	0	0
<b>Totals</b>	<b>0/1</b>	<b>1/1</b>	<b>9</b>	<b>142</b>	<b>15.8</b>	<b>38</b>	<b>0</b>	<b>0</b>	<b>0</b>	<b>0.0</b>	<b>0</b>	<b>0</b>

## 2016 Bufflo Bills

Game	W/L	P/S	Receiving				TD	Att.	Rushing			
			No.	Yds	Avg.	Lg			Yards	Avg.	Lg	TD
at Bal 9/11	L	1/1	4	20	5.0	9	0	0	0	0.0	0	0
NYJ 9/15	L	1/1	1	10	10.0	10	0	0	0	0.0	0	0
Ari 9/25	W	1/1	6	51	8.5	24	0	0	0	0.0	0	0
at NE 10/2	W	1/1	7	89	12.7	23	2	0	0	0.0	0	0
at LA 10/9	W	1/1	2	26	13.0	17	0	0	0	0.0	0	0
SF 10/16	W	1/1	5	44	8.8	18	1	1	6	6.0	6	0
at Mia 10/23	L	0/0				Inactive						
NE 10/30	L	1/0	4	50	12.5	20	0	0	0	0.0	0	0
at Sea 11/7	L	1/1	10	162	16.2	29	0	0	0	0.0	0	0
at Cin 11/20	W	1/1	3	41	13.7	24	0	0	0	0.0	0	0
Jax 11/27	W	0/0				Inactive						
at Oak 12/4	L	0/0				Inactive						
Pit 12/11	L	1/0	1	29	29.0	29	0	0	0	0.0	0	0
Cle 12/18	W	1/0	1	5	5.0	5	0	0	0	0.0	0	0
Mia 12/24	L	1/1	3	43	14.3	34	0	0	0	0.0	0	0
at NYJ 1/1/17	L	1/1	4	43	10.8	16	0	0	0	0.0	0	0
<b>Totals</b>	<b>7-9</b>	<b>13/10</b>	<b>51</b>	<b>613</b>	<b>12.0</b>	<b>34</b>	<b>1</b>	<b>1</b>	<b>6</b>	<b>6.0</b>	<b>6</b>	<b>0</b>

## 2015 Bufflo Bills

Game	W/L	P/S	Receiving				TD	Att.	Rushing			
			No.	Yds	Avg.	Lg			Yds	Avg.	Lg	TD
Ind 9/13	W	1/0	2	27	13.5	15	0	0	0	0.0	0	0
NE 9/20	L	1/0	3	60	20.0	32t	1	0	0	0.0	0	0
at Mia 9/27	W	1/0	4	38	9.5	16	0	0	0	0.0	0	0
NYG 10/4	L	1/0	3	33	11.0	17	0	0	0	0.0	0	0
at Ten 10/11	W	1/1	1	6	6.0	6	0	0	0	0.0	0	0
Cin 10/18	L	1/1	4	47	11.8	22	0	0	0	0.0	0	0
at Jax 10/25	L	1/1	9	84	9.3	16t	1	0	0	0.0	0	0
Mia 11/8	W	1/0	0	0	0.0	0	0	1	0	0.0	0	0
at NYJ 11/12	W	1/1	3	19	6.3	10	0	0	0	0.0	0	0
at NE 11/23	L	1/1	4	44	11.0	18	0	0	0	0.0	0	0
at KC 11/29	L	1/1	3	25	8.3	12	0	0	0	0.0	0	0
Hou 12/6	W	1/1	2	19	9.5	17	1	0	0	0.0	0	0
at Phi 12/13	L	1/0	5	106	21.2	37	0	0	0	0.0	0	0
at Was 12/20	L	1/1	4	44	11.0	17	0	0	0	0.0	0	0
Dal 12/27	W	0/0				Inactive						
NYJ 1/3/16	W	0/0				Inactive						
<b>Totals</b>	<b>8-8</b>	<b>14/9</b>	<b>47</b>	<b>552</b>	<b>11.7</b>	<b>37</b>	<b>3</b>	<b>1</b>	<b>0</b>	<b>0.0</b>	<b>0</b>	<b>0</b>

# ROBERT WOODS GAME-BY-GAME CONT.



## 2014 Buffalo Bills

Game	W/L	P/S	Receiving					Rushing					TD
			No.	Yds	Avg	Lg	TD	Att	Yds	Avg	Lg	TD	
at Chi 9/7	W	1/1	4	78	19.5	32	0	0	0	0.0	0	0	0
Mia 9/14	W	1/1	1	5	5.0	5	0	0	0	0.0	0	0	0
SD 9/21	L	1/1	3	19	6.3	15	0	0	0	0.0	0	0	0
at Hou 9/28	L	1/1	3	17	5.6	13	0	0	0	0.0	0	0	0
at Det 10/5	W	1/1	3	37	12.3	18	0	0	0	0.0	0	0	0
NE 10/12	L	1/1	7	78	11.3	35	0	0	0	0.0	0	0	0
Min 10/19	W	1/1	4	10	2.5	7	0	0	0	0.0	0	0	0
at NYJ 10/26	W	1/1	3	50	16.7	25	0	0	0	0.0	0	0	0
KC 11/9	L	1/1	6	52	8.7	20	0	0	0	0.0	0	0	0
at Mia 11/13	L	1/1	2	15	7.5	9	0	0	0	0.0	0	0	0
NYJ 11/23	W	1/1	9	118	13.1	37	1	0	0	0.0	0	0	0
Cle 11/30	W	1/1	3	71	17.8	34	0	0	0	0.0	0	0	0
at Den 12/7	L	1/1	3	36	12.0	17	0	0	0	0.0	0	0	0
GB 12/14	W	1/1	2	22	11.0	18	0	0	0	0.0	0	0	0
at Oak 12/21	L	1/1	7	52	7.4	30	1	0	0	0.0	0	0	0
at NE 12/28	W	1/0	4	39	9.8	20	1	0	0	0.0	0	0	0
<b>Totals</b>	<b>9-7</b>	<b>16/15</b>	<b>65</b>	<b>699</b>	<b>10.8</b>	<b>37</b>	<b>5</b>	<b>0</b>	<b>0</b>	<b>0.0</b>	<b>0</b>	<b>0</b>	<b>0</b>

## 2013 Buffalo Bills

Game	W/L	P/S	Receiving					Rushing					TD
			No.	Yds	Avg.	Lg	TD	Att.	Yds	Avg.	Lg	TD	
NE 9/8	L	1/1	1	18	18.0	18	1	0	0	0.0	0	0	0
Car 9/15	W	1/1	4	68	17.0	28	0	1	3	3.0	3	0	0
at NYJ 9/22	L	1/1	2	35	17.5	29	0	0	0	0.0	0	0	0
Bal 9/29	W	1/1	4	80	20.0	42t	1	1	13	13.0	13	0	0
at Cle 10/3	L	1/1	5	64	12.8	24	0	0	0	0.0	0	0	0
Cin 10/13	L	1/1	2	9	4.5	6	1	0	0	0.0	0	0	0
at Mia 10/20	W	1/1	3	24	8.0	11	0	0	0	0.0	0	0	0
at NO 10/27	L	1/1	1	7	7.0	7	0	0	0	0.0	0	0	0
KC 11/3	L	1/0	4	44	11.0	18	0	0	0	0.0	0	0	0
at Pit 11/10	L	0/0											
NYJ 11/17	W	0/0											
Atl 12/1	L	1/1	2	39	19.5	33	0	0	0	0.0	0	0	0
at TB 12/8	L	1/1	3	20	6.7	9	0	0	0	0.0	0	0	0
at Jax 12/15	W	1/1	5	82	16.4	20	1	0	0	0.0	0	0	0
Mia 12/22	W	1/1	3	70	23.3	57	0	0	0	0.0	0	0	0
at NE 12/29	L	1/1	1	27	27.0	27	0	0	0	0.0	0	0	0
<b>Totals</b>	<b>6-10</b>	<b>14/13</b>	<b>40</b>	<b>587</b>	<b>14.7</b>	<b>57</b>	<b>3</b>	<b>2</b>	<b>16</b>	<b>8.0</b>	<b>13</b>	<b>0</b>	<b>0</b>





# 4 GREG ZUERLEIN

Kicker // Missouri Western // Lincoln, Neb.

Ht./Wt.: 6-0/191

NFL Exp.: 7th (7th Rams)

GP/GS: 93/0, (Playoffs): (0/0)

Birth Date: 12/27/1987

Acquired: D6-2012 (No. 150)

**TRANSACTIONS:** Activated from injured/reserve (2/5/18)... placed on injured/reserve (12/20/17)...re-signed with the Rams (3/15/17)...selected by the Rams in the sixth round (150th overall) of the 2012 NFL Draft (4/28/12).

**PRO:** Seventh-year pro has played in 93 career games...earned his first Pro Bowl, All-Pro and PFWA honors in 2017...converted 154-of-186 career field goals...led the NFL in scoring with 158 points, despite only playing in 14 games in 2017...his 158 points are the third-most scored by a Rams in a single season...has scored 652 career points, which ranks second in franchise history...set the franchise record for most points (83) on the road in a single season, previously held by RB Marshall Faulk (78), which he set in 2000...Zuerlein (20) tied Jeff Wilkins for most field goals made on the road in a single season...converted 7-of-7 field goals, setting a franchise record for most field goals in a game at Dallas (10/1/17), earning him NFC special teams POW...set franchise record with 61-yard field goal at Minnesota (11/8/15)...broke the franchise record for 50-plus yard field goals in a season in 2012...made his first 15 field goal attempts of his career, a new franchise record for most consecutive field goals by a rookie...with seven field goals of 50 yards or more, he owns the team record in the category and ranked second all-time among NFL rookies following the 2012 season...kicked the longest field goal by a rookie in league history (60 yards)...broke the franchise record for longest field goal (60 yards) and owns three of the four longest field goals in Rams history...became the first kicker in league history to kick a 50-plus and 60-plus yard field goal in the same game (vs. Seattle, 9/30/12).

**2018 SEASON: vs. Chargers (9/23):** Declared inactive...vs. **Arizona (9/16):** Did not play...**at Oakland (9/10):** Converted 4-of-5 field goals from 20, 28, 55, and 20 yards...reached 25 field goals in the 50-plus yard range in his career.

**2017 SEASON:** Led the NFL in scoring with 158 points, despite only playing in 14 games...his 158 points are the third-most scored by a Rams in a single season...set the franchise record for most points (83) on the road in a single season, previously held by RB Marshall Faulk (78), which he set in 2000...Zuerlein (20) tied Jeff Wilkins for most field goals made on the road in a single season...**vs. Indianapolis (9/10):** Converted three-for-three on field goal attempts...made a 50-yard field goal in the first quarter, his 19th career field goal of 50-plus yards...connected on all five PATs...**at Dallas (10/1):** Converted 7-of-7 field goals, setting a franchise record for most field goals in a game earning him NFC special teams POW...passed RB Marshall Faulk for fifth on the Rams' all-time scoring list...**vs. Seattle (10/8):** Converted a 35-yard field goal and had one failed attempt...connected on 19-consecutive field goal attempts dating back to 12/4/16, the longest streak of his career and tied for second-longest in franchise history...former K Jeff Wilkins made 19-consecutive FGs in 2003 after connecting on 30-consecutive FG attempts from 199-2001...**at Jacksonville (10/15):** Converted two-for-two on field goals including a season-long 56-yard field goal...**vs. Arizona (10/22):** Converted four-of-four on field goals including a long of 53-yards...**vs. Houston Texans (11/12):** Converted four-of-four field goals from 27, 33, 50, and 33 yards...**at Arizona Cardinals (12/3):** Converted four-of-four field goal attempts.

**2016 SEASON:** Finished with an 86.3 field goal percentage (19-


of-22)...went perfect on the year in extra points (23-of-23)...currently ranks eighth in franchise history in total points scored (479)...**vs. Seattle (9/18):** Converted three-of-three field goals...**at Tampa Bay (9/25):** Converted on a 53-yard field goal, while tallying seven kickoffs, all of which were touchbacks...**vs. Buffalo (10/9):** Made four-of-four field goals, including a season-

long 54-yard kick...**at New York Jets (11/13):** Scored all nine of the team's points...made three-of-three field goals...now has 454 career points to move past former WR Torry Holt for eighth most career points in franchise history...**vs. Miami (11/20):** Converted a 46-yard field goal...**at New England (12/4):** Converted a 44-yard field goal...**vs. Arizona (1/1):** Went two-for-two on field goal attempts, converting from 37 and 36 yards.

**2015 SEASON:** Converted 20 field goals...**vs. Detroit (12/13):** Converted all three extra point attempts...**vs. Chicago (11/15):** Made field goals of 26 and 38 yards...**at Minnesota (11/8):** Made a 61-yard field goal that set a franchise record for longest field goal in Rams history and is also the longest field goal of the season in the NFL...his 53-yard conversion moved him past former Rams K Josh Brown for second-most 50-plus yard field goal conversions in franchise history with 16...also converted field goals of 35 and 45 yards...**vs. San Francisco (11/1):** Made a 38-yard field goal and converted both extra point attempts...**vs. Cleveland (10/25):** Made a 39-yard field goal and an extra point...**at Green Bay (10/11):** Made a 42-yard field goal and three extra points...**at Arizona (10/4):** Made a 30-yard field goal and three extra points...**vs. Pittsburgh (9/27):** Made field goals of 49 and 27 yards...**at Washington (9/20):** Made a 52-yard field goal and one extra point...**vs. Seattle (9/13):** Made four extra points and two-of-two field goals including a 37-yard game-winner in overtime.

**2014 SEASON:** Finished the season converting 24-of-30 field goals and 34 extra points for 106 total points...converted five field goals of 50-plus yards for a career-high 71.4 percent...**at Tampa Bay (9/14):** Converted four field goals of 36, 36, 46 and 38 yards out...the 38-yard field goal came with :38 second remaining in play, to help seal the win...**vs. Denver (11/16):** Earned NFC Special Teams Player of the Week honors...converted field goal attempts of 37, 29, 22, 55 and 53 yards...**vs. New York Giants (12/21):** Converted field goal of 51 and 20 yards.

**2013 SEASON: vs. Arizona (9/8):** Made four-of-four field goals including a 48-yard game winning kick in the fourth quarter...**at Atlanta (9/15):** Made one field goal from 29 yards...made three-of-three extra points...**at Dallas (9/22):** Did not attempt any field goals...converted one-of-one extra points...**vs. San Francisco (9/26):** Made one field goal from 40 yards...**vs. Jacksonville (10/6):** Converted two-of-two field goals...**at Houston (10/6):** Made one field goal from 42 yards...converted five-of-five extra points...recorded one special teams tackle...**at Carolina (10/20):** Converted two-of-two field goals...**vs. Seattle (10/28):** Converted three-of-four field goals...**vs. Tennessee (11/3):** Did not convert a 44-yard field goal attempt...**at Indianapolis (11/10):** Converted one field goal of 32 yards...made five-of-five extra points...**vs. Chicago (11/24):** Converted field goals from 29 and 40 yards...made four-of-four extra points...**at San Francisco (12/1):**



Converted both field goal attempts from 43 and 34 yards...**at Arizona (12/8)**: Converted one field goal from 44 yards...**vs. New Orleans (12/15)**: Converted two-of-two field goals from 31 and 35 yards...tacked on three extra points...successfully converted an onside kick in the first quarter...**vs. Tampa Bay (12/22)**: Converted three-of-three field goal attempts from 54, 25 and 48 yards...marks a new season long...**at Seattle (12/29)**: Converted one field goal from 36 yards...moved into first place in franchise history in career field goal percentage (49/59, 83.1 percent).

**2012 SEASON**: Made seven field goals from 50 yards or more...broke the franchise record for 50+ yard field goals in a season...made his first 15 field goal attempts of his career and finished the year 23-for-31 overall...with seven field goals of 50 yards or more, he owns team record in the category and ranks second all time among NFL rookies...kicked the longest field goal by a rookie in league history (60 yds.)...broke the franchise record for longest field goal (60 yds.) and owns three of the four longest field goals in Rams history...in Week 4 became the first kicker in league history to kick a 50-plus and 60-plus yard field goal in the same game...set a new franchise record for most consecutive field goals by a rookie (15)...**at Chicago (9/23)**: Converted his first 50-plus yard field goal of his career, after clearing a 56-yard field goal...kick is good for second longest in franchise history, longest kick in Soldier Field history...scored all of the Rams' points (six) after hitting two-of-two field goals (56, 46)...**vs. Seattle (9/30)**: Converted a 60-yard field goal, which set a new franchise record and marked the second longest kick of the season in the NFL, behind San Francisco's David Akers who kicked a 63-yard field goal...kicked a career-high four field goals (58, 48, 60, 24)...tied for third place in franchise history for most 50-plus yard field goals made in a season with three...remains perfect on the year in field goals, going 12-for-12, marking the most consecutive field goals made by a Rams rookie in team history...**vs. Arizona (10/4)**:

Hit his fourth field goal over 50 yards (53)...**at Miami (10/14)**: Converted 48- and 32-yard field goals in the first quarter to give him 15 consecutive field goals made to start his career...currently 10-for-12 on 40-plus yard field goals...**vs. San Francisco (12/2)**: Sent the team to overtime with a 53-yard field goal...converted a game-winning 54-yard field goal...only three other players have kicked field goals of at least 50 yards to send a game to overtime and then win it (Green Bay's Chris Jacke, 1996; Indianapolis' Mike Vanderjagt, 2002; Denver's Matt Prater, 2011)...he is the first NFL kicker to tie a game with a field goal of 50-plus yards as time expired in the fourth quarter and kick an overtime field goal of 50-plus yards in the same game...set a new NFL record for most field goals of 53 yards or longer (six) after hitting his game-winning 53-yarder, the previous best was set by Jason Hanson with five in 2008...he now has seven field goals of 50-plus yards, he's now one shy of tying Morten Anderson's NFL record of seven set in 1995 and later tied by Jason Hanson in 2008.

**COLLEGE**: Was named All-American by six different organizations following his senior season...three-time selection to First-Team All-Mid America Intercollegiate Athletic Association and also earned MIAA Special Teams Player of the year as a senior...finished his career at Missouri Western after transferring from Nebraska-Omaha when UNO dropped its football program.

**PERSONAL**: Played at Pius X High School in Lincoln...All-class, all-state selection as a placekicker as a junior and senior...set state mark for most field goals in a season with 12...converted 43-of-45 PATS and went 12-for-16 on FGs with a long of 52 yards...also lettered in soccer...a 2005 Sports Illustrated preseason high school All-American...majored in business...name is pronounced ZURR-line...participated in many community events, including the Taste of the NFL, Coach Fisher & Friends Celebrity Softball game and the All-Community Team Ticket program - 4th Down Fan Club.

## GREG ZUERLEIN NFL STATISTICS



### REGULAR SEASON

#### Scoring

Year	Team	GP	FG	FGA	Pct.	Long	Block	XPM	XPA	Pct.	Block	Pts.
2012	St. Louis Rams	16	23	31	74.2	60	0	26	26	100.0	0	95
2013	St. Louis Rams	16	26	28	92.9	54	0	34	34	100.0	0	112
2014	St. Louis Rams	16	24	30	80.0	56	1	34	35	97.1	0	106
2015	St. Louis Rams	14	20	30	66.7	61	2	26	28	92.9	1	86
2016	Los Angeles Rams	16	19	22	86.4	54	0	23	23	100.0	0	80
2017	Los Angeles Rams	14	38	40	95.0	56	0	44	46	95.7	0	158
2018	Los Angeles Rams	1	4	5	80.0	55	0	3	3	100.0	0	15
<b>Totals</b>		<b>93</b>	<b>154</b>	<b>186</b>	<b>82.8</b>	<b>61</b>	<b>3</b>	<b>190</b>	<b>195</b>	<b>97.4</b>	<b>1</b>	<b>652</b>

#### Field Goals

Year	Team	1-19	Pct.	20-29	Pct.	30-39	Pct.	40-49	Pct.	50+	Pct.
2012	St. Louis Rams	1/1	100.0	4/4	100.0	4/6	66.7	7/7	100.0	7/13	53.8
2013	St. Louis Rams	0/0	0.0	7/7	100.0	10/10	100.0	8/9	88.9	1/2	50.0
2014	St. Louis Rams	1/1	100.0	6/7	85.7	10/12	83.3	2/3	66.7	5/7	71.4
2015	St. Louis Rams	1/1	100.0	2/2	100.0	9/10	90.0	5/8	62.5	3/9	33.3
2016	Los Angeles Rams	0/0	0.0	5/5	100.0	9/9	100.0	3/4	75.0	2/4	100.0
2017	Los Angeles Rams	1/1	100.0	8/8	100.0	11/12	91.7	12/12	100.0	6/7	85.7
2018	Los Angeles Rams	0/0	0.0	3/3	100.0	0/0	0.0	0/1	0.0	1/1	100.0
<b>Totals</b>		<b>4/4</b>	<b>100.0</b>	<b>35/36</b>	<b>97.9</b>	<b>53/59</b>	<b>89.8</b>	<b>37/44</b>	<b>70.4</b>	<b>25/43</b>	<b>70.6</b>

**Additional Career Statistics:** Special Teams Tackles: RAMS: 2015 (2) 2014 (1), 2013 (1). Total: (4).

#### Regular Season Single Game Highs:

Field Goals Made – 7, at Dallas (10/1/17)  
 Field Goals Attempted – 7, at Dallas (10/1/17)  
 Longest – 61, at Minnesota (11/8/15)

# GREG ZUERLEIN GAME-BY-GAME



## 2018 Los Angeles Rams

Game	W/L	Pts	XP/XPA	FG/FGA	1-19	20-29	30-39	40-49	50+	Kick-By-Kick
at Oak 9/10	W	15	3/3	4/5	0/0	3/3	0/0	0/1	1/1	46WR, 20, 28, 55, 20
Ari 9/16	W				Did Not Play					
LAC 9/23	W				Inactive					
Min 9/27										
at Sea 10/7										
at Den 10/14										
at SF 10/21										
GB 10/28										
at NO 11/4										
Sea 11/11										
KC 11/19										
at Det 12/2										
at Chi 12/9										
Phi 12/16										
at Ari 12/23										
SF 12/30										
<b>Totals</b>	<b>1-0</b>	<b>15</b>	<b>3/3</b>	<b>4/5</b>	<b>0/0</b>	<b>3/3</b>	<b>0/0</b>	<b>0/1</b>	<b>1/1</b>	

## 2017 Los Angeles Rams

Game	W/L	Pts	XP/XPA	FG/FGA	1-19	20-29	30-39	40-49	50+	Kick-By-Kick
Ind 9/10	W	14	5/5	3/3	0/0	0/0	1/1	1/1	1/1	50, 35, 44
Was 9/17	L	8	2/2	2/2	0/0	0/0	1/1	1/1	0/0	32, 40
at SF 9/21	W	11	5/5	2/2	1/1	0/0	0/0	1/1	0/0	48, 19
at Dal 10/1	W	23	2/2	7/7	0/0	1/1	2/2	4/4	0/0	49, 44, 44, 30, 28, 43, 33
Sea 10/8	L	4	1/1	1/2	0/0	0/0	1/2	0/0	0/0	35, 36WR
at Jax 10/15	W	9	3/3	2/2	0/0	1/1	0/0	0/0	1/1	56, 29
Ari 10/22	W	15	3/3	4/4	0/0	1/1	2/2	0/0	1/1	23, 33, 53, 34
at NYG 11/5	W	15	6/6	3/3	0/0	1/1	0/0	2/2	0/0	27, 46, 47
Hou 11/12	W	15	3/3	4/4	0/0	1/1	2/2	0/0	1/1	27, 33, 50, 33
at Min 11/19	L	1	1/1	0/0	0/0	0/0	0/0	0/0	0/0	
NO 11/26	W	14	2/2	4/5	0/0	1/1	0/0	2/2	1/2	50, 63SH, 46, 49, 26
at Ari 12/3	W	14	2/3	4/4	0/0	2/2	0/0	1/1	1/1	56, 20, 24, 41
Phi 12/10	L	5	0/0	0/0	0/0	0/0	0/0	0/0	0/0	
at Sea 12/17	W	10	4/5	2/2	0/0	0/0	2/2	0/0	0/0	36, 31
at Ten 12/24					Injured/Reserve					
SF 12/31					Injured/Reserve					
<b>Totals</b>	<b>10-4</b>	<b>158</b>	<b>44/46</b>	<b>38/40</b>	<b>1/1</b>	<b>8/8</b>	<b>11/12</b>	<b>12/12</b>	<b>6/7</b>	

## 2016 Los Angeles Rams

Game	W/L	Pts	XP/XPA	FG/FGA	1-19	20-29	30-39	40-49	50+	Kick-By-Kick
at SF 9/12	L	0	0/0	0/0	0/0	0/0	0/0	0/0	0/0	
Sea 9/18	W	9	0/0	3/3	0/0	1/1	1/1	1/1	0/0	39, 28, 47
at TB 9/25	W	7	4/4	1/1	0/0	0/0	0/0	0/0	1/1	53
at Ari 10/2	W	5	2/2	1/1	0/0	1/1	0/0	0/0	0/0	29
Buf 10/9	L	13	1/1	4/4	0/0	1/1	2/2	0/0	1/1	37, 32, 54, 22
at Det 10/16	L	4	4/4	0/0	0/0	0/0	0/0	0/0	0/0	
NYG 10/23	L	4	1/1	1/1	0/0	0/0	1/1	0/0	0/0	36
Car 11/6	L	4	1/1	1/3	0/0	1/1	0/0	0/0	0/2	55WR, 55WR, 25
at NYJ 11/13	W	9	0/0	3/3	0/0	1/1	2/2	0/0	0/0	20, 38, 34
Mia 11/20	L	4	1/1	1/2	0/0	0/0	0/0	1/2	0/0	46, 48LU
at NO 11/27	L	3	3/3	0/0	0/0	0/0	0/0	0/0	0/0	
at NE 12/4	L	4	1/1	1/1	0/0	0/0	0/0	1/1	0/0	44
Atl 12/11	L	2	2/2	0/0	0/0	0/0	0/0	0/0	0/0	
at Sea 12/15	L	3	0/0	1/1	0/0	0/0	1/1	0/0	0/0	36
SF 12/24	L	3	3/3	0/0	0/0	0/0	0/0	0/0	0/0	
Ari 11/17	L	6	0/0	2/2	0/0	0/0	2/2	0/0	0/0	37, 36
<b>Totals</b>	<b>4-12</b>	<b>80</b>	<b>23/23</b>	<b>19/22</b>	<b>0/0</b>	<b>5/5</b>	<b>9/9</b>	<b>3/4</b>	<b>2/4</b>	

## 2015 St. Louis Rams

Game	W/L	Pts	XP/XPA	FG/FGA	1-19	20-29	30-39	40-49	50+	Kick-By-Kick
Sea 9/13	W	10	4/4	2/2	0/0	0/0	2/2	0/0	0/0	33, 37
at Was 9/20	L	4	1/1	1/1	0/0	0/0	0/0	0/0	1/1	52
Pit 9/27	L	6	0/0	2/2	0/0	1/1	0/0	1/1	0/0	49, 27
at Ari 10/4	W	6	3/3	1/1	0/0	0/0	1/1	0/0	0/0	30
at GB 10/11	L	4	1/1	1/4	0/0	0/0	0/0	1/1	0/3	42, 50B, 53WL, 63WL
Cle 10/25	W	6	3/3	1/3	0/0	0/0	1/2	0/0	0/1	39, 63WR, 35WR
SF 11/1	W	5	2/2	1/2	0/0	0/0	1/1	0/1	0/0	38, 40B
at Min 11/8	L	12	0/0	4/5	0/0	0/0	1/1	1/2	2/2	61, 35, 45, 48WR, 53
Chi 11/15	L	7	1/1	2/2	0/0	1/1	1/1	0/0	0/0	26, 38
at Bal 11/22	L	1	1/2	0/0	0/0	0/0	0/0	0/0	0/1	52WR
at Cin 11/29	L				Inactive					
Ari 12/6	W				Inactive					
Det 12/13	W	3	3/3	0/0	0/0	0/0	0/0	0/0	0/0	
TB 12/17	W	7	4/4	1/1	1/1	0/0	0/0	0/0	0/0	19
at Sea 12/27	W	5	2/3	1/1	0/0	0/0	0/0	1/1	0/0	42
at SF 1/3/16	L	10	1/1	3/5	0/0	0/0	2/2	1/2	0/1	33, 32, 44, 52WR, 48B
<b>Totals</b>	<b>7-9</b>	<b>71</b>	<b>23/24</b>	<b>20/30</b>	<b>1/1</b>	<b>2/2</b>	<b>9/10</b>	<b>5/8</b>	<b>3/9</b>	

# GREG ZUERLEIN GAME-BY-GAME CONT.



## 2014 St. Louis Rams


Game	W/L	Pts	XP/XPA	FG/FGA	1-19	20-29	30-39	40-49	50+	Kick-By-Kick
Min 9/8	L	6	0/0	2/3	0/0	0/0	0/0	1/1	1/2	50WL, 56, 46
at TB 9/14	W	13	1/1	4/4	0/0	0/0	3/3	1/1	0/0	36, 35, 46, 38
Dal 9/21	L	7	4/4	1/1	0/0	1/1	0/0	0/0	0/0	28
at PHI 10/5	L	4	4/4	0/0	0/0	0/0	0/0	0/0	0/0	
SF 10/13	L	5	2/2	1/1	0/0	0/0	1/1	0/0	0/0	38
Sea 10/19	W	4	4/4	0/1	0/0	0/0	0/0	0/0	0/1	52
at KC 10/26	L	1	1/1	0/1	0/0	0/0	0/1	0/0	0/0	38WR
at SF 11/2	W	7	1/1	2/2	0/0	0/0	2/2	0/0	0/0	37, 39
at Ari 11/9	L	2	2/2	0/0	0/0	0/0	0/0	0/0	0/0	
Den 11/16	W	16	1/1	5/5	0/0	2/2	1/1	0/0	2/2	37, 29, 22, 55, 53
at SD 11/23	L	6	3/3	1/2	0/0	1/1	0/0	0/1	0/0	22, 46B
Oak 11/30	W	10	7/7	1/1	0/0	0/0	1/1	0/0	0/0	38
at Was 12/7	W	4	1/2	1/3	0/0	0/1	1/2	0/0	0/0	28WR, 38WR, 34
Ari 12/11	L	6	0/0	2/2	1/1	1/1	0/0	0/0	0/0	24, 19
NYG 10/21	L	9	3/3	2/2	0/0	1/1	0/0	0/0	1/1	51, 20
at Sea 10/28	L	6	0/0	2/2	0/0	0/0	1/1	0/0	1/1	33, 52
<b>Totals</b>	<b>6-10</b>	<b>106</b>	<b>34/35</b>	<b>24/30</b>	<b>1/1</b>	<b>6/7</b>	<b>10/12</b>	<b>2/3</b>	<b>5/7</b>	

## 2013 St. Louis Rams

Game	W/L	Pts	XP/XPA	FG/FGA	1-19	20-29	30-39	40-49	50+	Kick-By-Kick
Ari 9/9	W	13	1/1	4/4	0/0	1/1	2/2	1/1	0/0	36, 25, 38, 48
at Atl 9/15	L	6	3/3	1/1	0/0	1/1	0/0	0/0	0/0	29
at Dal 9/22	L	1	1/1	0/0	0/0	0/0	0/0	0/0	0/0	
SF 9/26	L	3	0/0	1/1	0/0	0/0	0/0	1/1	0/0	40
Jax 10/6	W	10	4/4	2/2	0/0	0/0	2/2	0/0	0/0	32, 37
at Hou 10/13	W	8	5/5	1/1	0/0	0/0	0/0	1/1	0/0	42
at Car 10/20	L	7	1/1	2/2	0/0	1/1	0/0	1/1	0/0	28, 42
Sea 10/28	L	9	0/0	3/4	0/0	2/2	1/1	0/0	0/1	33, 28, 27, 50WR
Ten 11/3	L	3	3/3	0/1	0/0	0/0	0/0	0/1	0/0	44WR
at Ind 11/10	W	8	5/5	1/1	0/0	0/0	1/1	0/0	0/0	32
Chi 11/24	W	10	4/4	2/2	0/0	1/1	0/0	1/1	0/0	29, 40
at SF 12/1	L	7	1/1	2/2	0/0	0/0	1/1	1/1	0/0	43, 34
at Ari 12/8	L	4	1/1	1/1	0/0	0/0	0/0	1/1	0/0	44
NO 12/15	W	9	3/3	2/2	0/0	0/0	2/2	0/0	0/0	31, 35
TB 10/22	W	11	2/2	3/3	0/0	1/1	0/0	1/1	1/1	54, 25, 48
at Sea 10/29	L	3	0/0	1/1	0/0	0/0	1/1	0/0	0/0	36
<b>Totals</b>	<b>7-9</b>	<b>112</b>	<b>34/34</b>	<b>26/28</b>	<b>0/0</b>	<b>7/7</b>	<b>10/10</b>	<b>8/9</b>	<b>1/2</b>	

## 2012 St. Louis Rams

Game	W/L	Pts	XP/XPA	FG/FGA	1-19	20-29	30-39	40-49	50+	Kick-By-Kick
at Det 9/9	L	11	2/2	3/3	0/0	1/1	0/0	2/2	0/0	48, 29, 46
Was 9/16	W	11	2/2	3/3	0/0	0/0	2/2	1/1	0/0	9, 33, 42
at Chi 9/23	L	6	0/0	2/2	0/0	0/0	0/0	1/1	1/1	56, 46
Sea 9/30	W	13	1/1	4/4	0/0	1/1	0/0	1/1	2/2	58, 48, 60, 24
Ari 10/4	W	5	2/2	1/1	0/0	0/0	0/0	0/0	1/1	53
at Mia 10/14	L	6	0/0	2/5	0/0	0/0	1/2	1/1	0/2	48, 32, 52WL, 37WL, 66WL
GB 10/21	L	8	2/2	2/2	0/0	0/0	0/0	1/1	1/1	50, 43
NE 10/28	L	1	1/1	0/0	0/0	0/0	0/0	0/0	0/0	
at SF 11/11	T	6	3/3	1/2	0/0	1/1	0/0	0/0	0/1	27, 58WR
NYJ 11/18	L	1	1/1	0/0	0/0	0/0	0/0	0/0	0/0	
at Ari 11/25	W	7	4/4	1/2	1/1	0/0	0/1	0/0	0/0	35WL, 19
SF 12/2	W	6	0/0	2/3	0/0	0/0	0/0	0/0	2/3	58WR, 53, 54
at Buf 12/9	W	1	1/1	0/0	0/0	0/0	0/0	0/0	0/0	
Min 12/16	L	2	2/2	0/0	0/0	0/0	0/0	0/0	0/1	57WR
at TB 12/23	W	4	4/4	0/0	0/0	0/0	0/0	0/0	0/0	
at Sea 12/30	L	7	1/1	2/3	0/0	1/1	1/1	0/0	0/1	51WR, 39, 25
<b>Totals</b>	<b>7-8-1</b>	<b>95</b>	<b>26/26</b>	<b>23/31</b>	<b>1/1</b>	<b>4/4</b>	<b>4/6</b>	<b>7/7</b>	<b>7/13</b>	



# 10 PHAROAH COOPER

Wide Receiver // South Carolina // Havelock, N.C.

Ht./Wt.: 5-11/208

NFL Exp.: 3rd (3rd Rams)

GP/GS: 27/4, (Playoffs): (1/0)

Birth Date: 3/7/1995

Acquired: D4B-2016 (No. 117)

**TRANSACTIONS:** Selected by Los Angeles in the fourth round (117th overall) of the 2016 NFL Draft (4/30/16).

**PRO:** Third-year pro, received Associated Press and PFWA All-Pro honors, in addition to being named to first-career Pro Bowl as a returner in 2017...took over as the Rams primary kickoff returner at the start of 2017 and took over punt return duties Week 6 of 2017.

**2018 SEASON: at Oakland (9/10):** Saw action at wide receiver and on special teams...fielded 2 punts for 12 yards and one fair catch...returned three kickoffs for 75 yards...Placed on injured reserve 9/11/18.

**2017 SEASON:** Earned first career Pro Bowl, PFWA and AP All Pro honors as a return specialist...appeared in all 16 games with one start...finished the regular season with 399 punt return yards and 932 kickoff return yards for a combined 1,331 kick return yards...the 1,331 kick return yards were the most by any player during the 2017 regular season and the fifth-most in a single season in franchise history...**at San Francisco (9/21):** Saw action at wide receiver and on special teams...recorded a 4-yard reception...returned three kickoffs for 83 yards...**at Dallas (10/1):** Saw action at wide receiver and on special teams...returned four kickoffs for 123 yards (30.8 avg.), including a game-high and career-high 66-yard return...**at Jacksonville (10/16):** Saw action at wide receiver and special teams...returned the opening kickoff 103 yards for a touchdown...tied for the third-longest kickoff return in franchise history and was tied for the second-longest kickoff return in the 2017 regular season...also returned three punts for 17 yards...**at New York Giants (11/5):** Saw action at wide receiver and on special teams...hauled in one pass for nine yards...returned three punts for 55 yards (18.3 avg.)...**vs. New Orleans (11/26):** Saw action at wide receiver and on special teams...reeled in a 9-yard reception...returned four kickoffs for 110 yards (27.5 avg.)...returned three punts for 59 yards...**at Arizona (12/3):** Saw action at wide receiver and on special teams...recorded one reception...returned four punts for 60 yards...returned two kickoffs for 34 yards...**at Seattle (12/17):** Saw action at wide receiver and on special teams...returned seven punts for 128 yards (18.3 avg.), including a career-long 53 yarder...returned two kickoffs for 52 yards (26.0 avg.)...**Wild Card vs. Atlanta (1/6/18):** Saw action at wide receiver and on special teams...returned six kickoffs for 120 yards...returned four punts for seven yards.

**2016 SEASON:** Played in 10 games, started three...hauled in 14 passes for 106 yards...also returned five punts and amassed 232 kickoff return yards...**vs. Buffalo (10/9):** Made his NFL debut...played on offense and special teams...returned one kickoff for 23 yards...**at New England (12/4):** Started his first career game

at wide receiver...caught one pass for eight yards...also added eight yards on four punt returns...**vs. Atlanta (12/11):** Caught three passes for 22 yards, with a then-career-long 19-yard reception coming in the fourth quarter...**at Seattle (12/15):** Started his second career game at wide receiver...tied his then career-high for the second straight week with three receptions for 21 yards...returned five kickoffs for 98 yards, both then career-highs...**vs. San Francisco (12/24):** Returned four kickoffs for a career-high 129 yards, including a career-long of 51 yards...**vs. Arizona (1/1):** Started at wide receiver...set career-highs with four receptions for 36 yards. his four catches were tied for the team lead.

**COLLEGE:** Played in 36 games with 25 starts...earned 2015 first-team All-SEC Wide Receiver (AP and Coaches), 2015 first-team All-SEC All-Purpose Back (Coaches), 2015 second-team All-SEC All-Purpose Back (AP)...hauled in 66 receptions for 973 yards...ranked second in the SEC with 81.1 receiving yards and fifth with 5.5 catches per game...caught 35 percent of the team's passes for 39 percent of the yards thrown...led the team with eight receiving touchdowns and with nine touchdowns overall...had five 100-yard receiving games in 2015...in 2014, earned first-team All-SEC Wide Receiver (AP and Coaches), 2014 Second-team All-SEC All-Purpose Back (AP and Coaches)...ranked third in the SEC in receptions (69), second in receiving yards (1,136) and receiving yards per game (87.4), fourth in receptions per game (5.3) and ninth in all-purpose yards/game (108.5)... named to the SEC Fall Academic Honor Roll...as a true freshman in 2013, earned a spot on the Freshman All-SEC squad as both an all-purpose back and return specialist...finished third on the squad with 655 all-purpose yards...also completed 2-of-3 passes for 29 yards and a touchdown...moved from cornerback to wide receiver a week into fall camp.

**PERSONAL:** Name pronounced "FAIR-oh"...attended Havelock (N.C.) High School...went to back-to-back 3A state titles...Rams went 15-1 during his senior season and a perfect 16-0 during his junior campaign...played at quarterback, running back, receiver and was the primary return man on punts and kickoffs in the Shrine game...finished with 253 total yards including a 45-yard touchdown run, earned offensive MVP honors for the North Carolina squad...as a junior, rushed for 300 yards and caught 65 passes for 1,285 yards and 14 scores...registered 58 tackles with six interceptions...has a degree in sport and entertainment management.



# PHAROH COOPER NFL STATISTICS



## REGULAR SEASON

Year	Team	G/S	No.	Receiving				Att.	Rushing			
				Yards	Avg.	Long	TD		Yards	Avg.	Long	TD
2016	Los Angeles Rams	10/3	14	106	7.6	23	0	0	0	0.0	0	0
2017	Los Angeles Rams	16/1	11	84	7.6	26	0	1	6	6.0	6	0
2018	Los Angeles Rams	1/0	0	0	0.0	0	0	0	0	0.0	0	0
<b>Totals</b>		<b>27/4</b>	<b>25</b>	<b>190</b>	<b>7.6</b>	<b>26</b>	<b>0</b>	<b>1</b>	<b>6</b>	<b>6.0</b>	<b>6</b>	<b>0</b>

Year	Team	G/S	No.	Punt Returns				Att.	Kickoff Returns			
				Yards	Avg.	Long	TD		Yards	Avg.	Long	TD
2016	Los Angeles Rams	10/3	5	5	1.0	6	0	14	323	23.1	51	0
2017	Los Angeles Rams	16/1	32	399	12.5	53	0	34	932	27.4	103t	1
2018	Los Angeles Rams	1/0	2	12	6.0	12	0	3	75	25.0	26	0
<b>Totals</b>		<b>27/4</b>	<b>39</b>	<b>416</b>	<b>10.7</b>	<b>53</b>	<b>0</b>	<b>51</b>	<b>1,330</b>	<b>26.1</b>	<b>103t</b>	<b>1</b>

## POSTSEASON

Year	Team	G/S	No.	Receiving				Att.	Rushing			
				Yards	Avg.	Long	TD		Yards	Avg.	Long	TD
2017	Los Angeles Rams	1/0	0	0	0.0	0	0	0	0	0.0	0	0
<b>Totals</b>		<b>1/0</b>	<b>0</b>	<b>0</b>	<b>0.0</b>	<b>0</b>	<b>0</b>	<b>0</b>	<b>0</b>	<b>0.0</b>	<b>0</b>	<b>0</b>

Year	Team	G/S	No.	Punt Returns				Att.	Kickoff Returns			
				Yards	Avg.	Long	TD		Yards	Avg.	Long	TD
2017	Los Angeles Rams	1/0	6	120	20.0	26	0	4	7	1.8	9	0
<b>Totals</b>		<b>1/0</b>	<b>6</b>	<b>120</b>	<b>20.0</b>	<b>26</b>	<b>0</b>	<b>4</b>	<b>7</b>	<b>1.8</b>	<b>9</b>	<b>0</b>

### Regular Season Single Game Career Highs:

Kickoff Return Yards – 124, at Jacksonville (10/15/17)

Kickoff Return Long – 103t, at Jacksonville (10/15/17)

Punt Return Yards – 128, at Seattle (12/17/17)

Punt Return Long – 53, at Seattle (12/17/17)

# PHAROH COOPER GAME-BY-GAME



## 2018 Los Angeles Rams

Game	W/L	G/S	Receiving				TD	Att.	Rushing				PR	Returns				KR	Yards	Avg.	Long	TD	
			No.	Yards	Avg.	Long			Yards	Avg.	Long	TD		FC	Yards	Long	TD						
at Oak 9/10	W	1/0	0	0	0.0	0	0	0	0	0.0	0	0	2	1	12	6	0	3	75	25.0	26	0	
Ari 9/16	W																						
LAC 9/23																							
Min 9/27																							
at Sea 10/7																							
at Den 10/14																							
at SF 10/21																							
GB 10/28																							
at NO 11/04																							
Sea 11/11																							
KC 11/19																							
at Det 12/2																							
at Chi 12/9																							
Phi 12/16																							
at Ari 12/23																							
SF 12/30																							
<b>Totals</b>	<b>2-0</b>	<b>1/0</b>	<b>0</b>	<b>0</b>	<b>0.0</b>	<b>0</b>	<b>0</b>	<b>0</b>	<b>0</b>	<b>0.0</b>	<b>0</b>	<b>0</b>	<b>2</b>	<b>1</b>	<b>12</b>	<b>6</b>	<b>0</b>	<b>3</b>	<b>75</b>	<b>25.0</b>	<b>26</b>	<b>0</b>	

## 2017 Los Angeles Rams


Game	W/L	G/S	Receiving				TD	Att.	Rushing				PR	Returns				KR	Yards	Avg.	Long	TD
			No.	Yards	Avg.	Long			Yards	Avg.	Long	TD		FC	Yards	Long	TD					
Ind 9/10	W	1/0	0	0	0.0	0	0	0	0	0.0	0	0	0	0	0	0	0	1	35	35.0	35	0
Was 9/17	L	1/0	0	0	0.0	0	0	0	0	0.0	0	0	0	0	0	0	3	59	19.7	34	0	
at SF 9/21	W	1/0	1	4	4.0	4	0	0	0	0.0	0	0	0	0	0	0	3	83	27.7	28	0	
at Dal 10/1	W	1/0	0	0	0.0	0	0	0	0	0.0	0	0	0	0	0	0	4	123	30.8	66	0	
Sea 10/8	L	1/0	2	22	11.0	19	0	0	0	0.0	0	0	0	0	0	0	2	52	26.0	31	0	
at Jax 10/15	W	1/0	0	0	0.0	0	0	0	0	0.0	0	0	3	1	17	12	0	2	124	62.0	103t	1
Ari 10/22	W	1/0	0	0	0.0	0	0	0	0	0.0	0	0	3	0	30	20	0	1	18	18.0	18	0
at NYG 11/5	W	1/0	1	9	9.0	9	0	0	0	0.0	0	0	3	0	55	30	0	0	0	0.0	0	0
Hou 11/12	W	1/0	2	12	6.0	6	0	0	0	0.0	0	0	3	1	32	27	0	2	49	24.5	27	0
at Min 11/19	L	1/0	0	0	0.0	0	0	0	0	0.0	0	0	2	1	12	13	0	2	60	30.0	34	0
NO 11/26	W	1/0	1	9	9.0	9	0	0	0	0.0	0	0	3	2	59	40	0	4	110	27.5	40	0
at Ari 12/3	W	1/0	1	-3	-3.0	-3	0	0	0	0.0	0	0	4	0	60	30	0	2	34	17.0	21	0
Phi 12/10	L	1/0	1	1	1.0	1	0	0	0	0.0	0	0	1	1	-3	-3	0	2	46	23.0	25	0
at Sea 12/17	W	1/0	0	0	0.0	0	0	0	0	0.0	0	0	7	1	128	53	0	2	52	26.0	30	0
at Ten 12/24	W	1/0	0	0	0.0	0	0	0	0	0.0	0	0	1	1	3	3	0	4	87	21.8	28	0
SF 12/31	L	1/1	2	30	15.0	26	0	0	0	0.0	0	0	2	0	6	6	0	0	0	0.0	0	0
<b>Totals</b>	<b>11-5</b>	<b>16/1</b>	<b>11</b>	<b>84</b>	<b>7.6</b>	<b>26</b>	<b>0</b>	<b>0</b>	<b>0</b>	<b>0.0</b>	<b>0</b>	<b>0</b>	<b>32</b>	<b>8</b>	<b>399</b>	<b>53</b>	<b>0</b>	<b>34</b>	<b>932</b>	<b>27.4</b>	<b>103t</b>	<b>1</b>

## 2017 Postseason

Atl 1/6/18	L	1/0	0	0	0.0	0	0	0	0	0.0	0	0	4	0	7	9	0	6	120	20.0	26	0
<b>Totals</b>	<b>0-1</b>	<b>1/0</b>	<b>0</b>	<b>0</b>	<b>0.0</b>	<b>0</b>	<b>0</b>	<b>0</b>	<b>0</b>	<b>0.0</b>	<b>0</b>	<b>0</b>	<b>4</b>	<b>0</b>	<b>7</b>	<b>9</b>	<b>0</b>	<b>6</b>	<b>120</b>	<b>20.0</b>	<b>26</b>	<b>0</b>

## 2016 Los Angeles Rams

Game	W/L	G/S	Receiving				TD	Att.	Rushing				PR	Returns				KR	Yards	Avg.	Long	TD	
			No.	Yards	Avg.	Long			Yards	Avg.	Long	TD		FC	Yards	Long	TD						
at SF 9/12	L																						
Sea 9/18	W																						
at TB 9/25	W																						
at Ari 10/2	W																						
Buf 10/9	L	1/0	0	0	0.0	0	0	0	0	0.0	0	0	0	0	0	0	0	1	23	23.0	23	0	
at Det 10/16	L																						
NYG 10/23	L																						
Car 11/6	L	1/0	1	3	3.0	3	0	0	0	0.0	0	0	0	0	0	0	0	0	0	0.0	0	0	
at NYJ 11/13	W	1/0	1	6	6.0	6	0	0	0	0.0	0	0	0	2	0	0	0	0	0	0.0	0	0	
Mia 11/20	L	1/0	1	10	10.0	10	0	0	0	0.0	0	0	1	0	-3	-3	0	0	0	0.0	0	0	
at NO 11/27	L	1/0	0	0	0.0	0	0	0	0	0.0	0	0	0	0	0	0	0	0	0	0.0	0	0	
at NE 12/4	L	1/1	1	8	8.0	8	0	0	0	0.0	0	0	4	1	8	6	0	0	0	0.0	0	0	
Atl 12/11	L	1/0	3	22	7.3	19	0	1	6	6.0	6	0	0	0	0	0	0	0	0	0.0	0	0	
at Sea 12/15	L	1/1	3	21	7.0	13	0	0	0	0.0	0	0	0	0	0	0	0	5	98	19.6	24	0	
SF 12/24	L	1/0	0	0	0.0	0	0	0	0	0.0	0	0	0	0	0	0	0	4	129	32.3	51	0	
Ari 1/1/17	L	1/1	4	36	9.0	23	0	0	0	0.0	0	0	0	0	0	0	0	4	73	18.3	29	0	
<b>Totals</b>	<b>4-12</b>	<b>10/3</b>	<b>14</b>	<b>106</b>	<b>7.6</b>	<b>23</b>	<b>0</b>	<b>1</b>	<b>6</b>	<b>6.0</b>	<b>6</b>	<b>0</b>	<b>5</b>	<b>3</b>	<b>5</b>	<b>5</b>	<b>0</b>	<b>14</b>	<b>323</b>	<b>23.1</b>	<b>51</b>	<b>0</b>	



# 97 MORGAN FOX

Defensive End // CSU Pueblo // Colorado Springs, Colo.

Ht./Wt.: 6-3/275

NFL Exp.: 3rd (3rd Rams)

GP/GS: 20/1, (Playoffs): (1/0)

Birth Date: 9/12/1994

Acquired: UDFA-2016

**TRANSACTIONS:** Signed to the club's active roster from the practice squad (12/15/16)...added to the Rams practice squad (10/13/16)...released (10/11/16)...added to the team's active roster from the practice squad (10/8/16)...signed to the practice squad (9/5/16)...released (9/3/16)...signed with the Los Angeles Rams as an undrafted free agent (5/6/16).

**PRO:** Third-year pro joined the team as an undrafted free agent following the 2016 NFL Draft...played in 20 career regular season games with one start...amassed 2.5 career sacks.

**2017 SEASON:** Played in all 16 regular season games with one start and saw action in one playoff game...finished the regular season with 24 tackles (15 solo), 2.5 sacks, two tackles for loss and one forced fumble...**vs. Indianapolis (9/10):** Played on defense and special teams...made two solo tackles, including one for loss...tackled Colts QB Jacoby Brissett in the end zone for a safety...**vs. Washington (9/17):** Saw action on defense and special teams...split his first career sack with OLB Robert Quinn on Redskins QB Kirk Cousins...also recorded one assisted tackle...**at San Francisco (9/21):** Saw action on defense and special teams...notched one solo tackle for a loss, one sack and one quarterback hit...**at Jacksonville (10/16):** Saw action on defense and special teams...recorded three tackles (two solo)...also had 1.0 sack, one quarterback hit and one forced fumble...**vs. San Francisco (12/31):** Saw action on defense and on special teams...recorded four tackles (three solo)...**Wild Card vs. Atlanta (1/6/18):** Saw action at defensive end...tallied four tackles (three solo) and two quarterback hits.

**2016 SEASON:** Played in four games as a rookie after spending 13 of the first 14 weeks of the season on the club's practice squad...compiled six tackles (four solo) in addition to one forced fumble and one fumble recovery...**vs. San Francisco (12/24):** Notched a career-high three tackles (two solo)...also had one forced fumble and one fumble recovery...**vs. Arizona (1/1):** Tallied two tackles (one solo).

**COLLEGE:** Owns the Colorado State-Pueblo record for sacks in a season (17.0) and career (36.0)...totaled 164 career tackles (82 solo), 49.5 tackles for loss, four fumble recoveries, two forced fumbles and 11 break-ups...as a senior in 2015, named a finalist for the Cliff Harris Small College Defensive Player of the Year...honored as the runner-up for the Gene Upshaw Division II Lineman of the Year Award...First Team All-American (Coaches Association)...finished first in the nation in sacks per game with 1.42, while the 128 sack yards was first nationally...finished the season with 52 tackles (32 solo), forced and recovered a fumble and added one pass break-up...member of a Pack defense that finished third nationally in interceptions (24), third in scoring defense (15.8), 11th in rushing defense (94.6), 17th in total defense (308.8), 18th in tackles for loss (8.2) and 19th in sacks per game (3.0)...as a junior in 2013, appeared in 15 games at defensive end for the Pack...recorded 57 total tackles, 27 solo...second on the team with 12.5 sacks...his 18.5 tackles for loss was also second on the squad...as a sophomore in 2013, started in all 12 games...had 45 tackles for an average of 8.5 yards a loss, and 6.0 sacks for 41 yards...as a freshman in 2012, finished the season with 10 tackles.

**PERSONAL:** Attended Fountain-Fort Carson High School...named a first-team All-Conference selection during his senior year...also an honorable mention All-Conference selection, a first-team All-City selection and an All-State Game selection...during his senior year, made 112 tackles, 8.0 sacks, five fumble recoveries and two forced fumbles...named the team's defensive MVP and top defensive lineman...also competed in wrestling and lacrosse...son of Joe and Helen Fox and Cathy Antoniou...has four younger siblings, Madi, Marlee, Jack Fox and Theodore Antoniou...Uncles, Oscar and Isaac Wood, competed in wrestling...majored in exercise science.

## MORGAN FOX NFL STATISTICS



### REGULAR SEASON

Year	Team	G/S	Tackles			Sacks	Yards	Int.	Interceptions			PD	Fumbles		
			Total	Solo	Asst.				Yards	Long	TD		FF	FR	Yards
2016	Los Angeles Rams	4/0	6	4	2	0.0	0.0	0	0	0	0	0	1	1	0
2017	Los Angeles Rams	16/1	24	15	9	2.5	13.5	0	0	0	0	0	1	1	0
<b>Totals</b>		<b>20/1</b>	<b>30</b>	<b>19</b>	<b>11</b>	<b>2.5</b>	<b>13.5</b>	<b>0</b>	<b>0</b>	<b>0</b>	<b>0</b>	<b>0</b>	<b>2</b>	<b>2</b>	<b>0</b>

### POSTSEASON

Year	Team	G/S	Tackles			Sacks	Yards	Int.	Interceptions			PD	Fumbles		
			Total	Solo	Asst.				Yards	Long	TD		FF	FR	Yards
2017	Los Angeles Rams	1/0	4	3	1	0.5	1.5	0	0	0	0	0	0	0	0
<b>Totals</b>		<b>1/0</b>	<b>4</b>	<b>3</b>	<b>1</b>	<b>0.5</b>	<b>1.5</b>	<b>0</b>	<b>0</b>	<b>0</b>	<b>0</b>	<b>0</b>	<b>0</b>	<b>0</b>	<b>0</b>

**Additional Career Statistics:** Recorded his first NFL score when he tackled Colts QB J. Brissett in the end zone (9/10/17).



# MORGAN FOX GAME-BY-GAME



## 2017 Los Angeles Rams

Game	W/L	P/S	T	S	A	Sk	Yds	Int	Yds	Lg	TD	PD	FF	FR	Yds
Ind 9/10	W	1/0	2	2	0	0.0	0.0	0	0	0	0	0	0	0	0
Was 9/17	L	1/0	1	0	1	0.5	5.5	0	0	0	0	0	0	0	0
at SF 9/21	W	1/0	1	1	0	1.0	5.0	0	0	0	0	0	0	0	0
at Dal 10/1	W	1/0	2	1	1	0.0	0.0	0	0	0	0	0	0	0	0
Sea 10/8	L	1/0	2	2	0	0.0	0.0	0	0	0	0	0	0	0	0
at Jax 10/15	W	1/0	3	2	3	1.0	3.0	0	0	0	0	1	0	0	0
Ari 10/22	W	1/0	0	0	0	0.0	0.0	0	0	0	0	0	0	0	0
at NYG 11/5	W	1/0	2	0	2	0.0	0.0	0	0	0	0	0	0	0	0
Hou 11/12	W	1/0	1	1	0	0.0	0.0	0	0	0	0	0	0	0	0
at Min 11/19	L	1/0	1	1	0	0.0	0.0	0	0	0	0	0	0	0	0
NO 11/26	W	1/0	0	0	0	0.0	0.0	0	0	0	0	0	0	0	0
at Ari 12/2	W	1/0	3	2	1	0.0	0.0	0	0	0	0	0	0	0	0
Phi 12/10	L	1/0	0	0	0	0.0	0.0	0	0	0	0	0	0	0	0
at Sea 12/17	W	1/0	2	0	2	0.0	0.0	0	0	0	0	0	0	1	0
at Ten 12/24	W	1/0	0	0	0	0.0	0.0	0	0	0	0	0	0	0	0
SF 12/31	L	1/1	4	3	1	0.0	0.0	0	0	0	0	0	0	0	0
<b>Totals</b>	<b>11-5</b>	<b>16/1</b>	<b>24</b>	<b>15</b>	<b>9</b>	<b>2.5</b>	<b>13.5</b>	<b>0</b>	<b>0</b>	<b>0</b>	<b>0</b>	<b>0</b>	<b>1</b>	<b>1</b>	<b>0</b>

## 2017 Postseason


Atl 1/6/18	L	1/0	5	4	1	0.5	1.5	0	0	0	0	0	0	0	0
<b>Totals</b>	<b>0-1</b>	<b>1/0</b>	<b>5</b>	<b>4</b>	<b>1</b>	<b>0.5</b>	<b>1.5</b>	<b>0</b>	<b>0</b>	<b>0</b>	<b>0</b>	<b>0</b>	<b>0</b>	<b>0</b>	<b>0</b>

## 2016 Los Angeles Rams

Game	W/L	P/S	T	S	A	Sk	Yds	Int	Yds	Lg	TD	PD	FF	FR	Yds
at SF 9/12	L														Practice Squad
Sea 9/18	W														Practice Squad
at TB 9/25	W														Practice Squad
at Ari 10/2	W														Practice Squad
Buf 10/9	L	1/0	0	0	0	0.0	0	0	0	0	0	0	0	0	0
at Det 10/16	L														Practice Squad
NYG 10/23	L														Practice Squad
Car 11/6	L														Practice Squad
at NYJ 11/13	W														Practice Squad
Mia 11/20	L														Practice Squad
at NO 11/27	L														Practice Squad
at NE 12/4	L														Practice Squad
Atl 12/11	L														Practice Squad
at Sea 12/15	L	1/0	1	1	0	0.0	0	0	0	0	0	0	0	0	0
SF 12/24	L	1/0	3	2	1	0.0	0	0	0	0	0	0	1	1	0
Ari 1/1/17	L	1/0	2	1	1	0.0	0	0	0	0	0	0	0	0	0
<b>Totals</b>	<b>4-12</b>	<b>4/0</b>	<b>6</b>	<b>4</b>	<b>2</b>	<b>0.0</b>	<b>0</b>	<b>0</b>	<b>0</b>	<b>0</b>	<b>0</b>	<b>0</b>	<b>1</b>	<b>1</b>	<b>0</b>







# 88 MICHAEL THOMAS

Wide Receiver // Southern Miss. // Chicago, Ill.

**Ht./Wt.: 6-1/189**  
**NFL Exp.: 3rd (3rd Rams)**  
**GP/GS: 24/1, (Playoffs): (0/0)**  
**Birth Date: 8/16/1994**  
**Acquired: D6C-2016 (No. 206)**

**TRANSACTIONS:** Place on injured/reserve (9/18/18...selected by Los Angeles in the sixth round (206th overall) of the 2016 NFL Draft (4/30/16).

**PRO:** Third-year pro has appeared in 24 games with one start... totaled 130 yards receiving on eight receptions.

**2018 SEASON: vs. Arizona (9/16):** Declared inactive...**at Oakland (9/10):** Appeared in 12 special teams plays.

**2017 SEASON:** Finished the regular season with five receptions for 93 yards in his sophomore campaign...**at Jacksonville (10/15):** Saw first action of the 2017 season, primarily on special teams...**at Minnesota (11/19):** Hauled in one catch for 12 yards...**at Arizona (12/3):** Recorded one kick return for 15 yards...**vs. Philadelphia (12/10):** Blocked Eagles P Donnie Jones punt and CB Blake Countess scooped it up and ran it 16 yards for a touchdown...**vs. San Francisco (12/31):** Made his first career start at wide receiver...led the team in receiving yards with three catches for 75 yards, including a 50-yard reception...**Wild Card vs. Atlanta (1/6/18):** Declared Inactive.

**2016 SEASON:** Played in 15 games as a rookie...became a significant contributor on special teams while racking up six special teams tackles...**vs. Buffalo (10/9):** Returned three kickoffs for 62 yards...recorded a special teams tackle...**at New England (12/4):** Saw action at wide receiver and on special teams...recorded three special teams tackles, giving him five on the season...**vs. Atlanta (12/11):** Caught his first NFL pass from QB Jared Goff for a 16 yard gain...returned six kickoffs for 118 yards, including a long of 41 yards...**at Seattle (12/15):** Caught one pass for six yards...**Week 17 vs. Arizona (1/1):** Hauled in a 15 yard reception...recorded his sixth special teams tackle of the season.

**COLLEGE:** As a senior in 2015, named honorable mention All-Conference USA...set a single-season school marks his senior campaign with 1,391 receiving yards and added 14 touchdown

receptions...played in 13-of-14 games...tallied 71 receptions for 19.6 ypc...had at least one touchdown catch in each of his final 10 games...notched 100-yard receiving games eight times, including a season-high 190 yards and two scoring grabs against Washington in the Zaxby's Heart of Dallas Bowl (12/26)...also had a 162-yard receiving game that included an acrobatic one-handed touchdown catch that was featured on ESPN's Top 10 plays at Louisiana Tech (11/28)...had a 155 receiving yard and three touchdown performance against North Texas (10/3)...ranks second at the school in career 100-yard games with the program with 10...first on the team in 20-plus yard plays with 34 (28 receptions, six kick returns) to go along with five touchdown grabs of 50 or more yards...in 2014, named All-Conference USA (Honorable Mention)...played in all 12 games on the season, made nine starts...tallied 592 receiving yards and 625 kickoff return yards for 1,217 all-purpose yards...finished the year with 592 yards receiving on 41 catches and five touchdowns...finished with a season-high two touchdowns...notched a pair of 100-yard receiving games...notched six games with 100 or more all-purpose yards, including a pair of 200+ games – Louisiana Tech (222) and Middle Tennessee (207)...in 2013, attended Dodge City Community College...led DCCC with 42 receptions for 709 yards (70.9 yards per game/16.9 average) with three touchdowns in 10 games...named Honorable Mention All-American...in 2012, attended College of Dupage as a freshman.

**PERSONAL:** Lettered at DuSable High School in Chicago, Ill...helped the Panthers to the State Playoffs as a senior...named first-team All-District as a junior and senior...scored 29 touchdowns combined as a junior and senior...as a senior, notched six touchdowns in a game against Carver HS...son of Lisa Wilson and Michael Thomas...has an older brother, Nate Brown...majored in interdisciplinary studies.

## MICHAEL THOMAS NFL STATISTICS



Year	Team	G/S	Receiving			NFL STATISTICS			Kickoff Returns			TD
			No.	Yards	Avg.	Long	TD	Att.	Yards	Avg.	Long	
2016	Los Angeles Rams	15/0	3	37	12.3	16	0	9	180	20.0	41	0
2017	Los Angeles Rams	8/1	5	93	18.6	50	0	1	15	15.0	15	0
2018	Los Angeles Rams	1/0	0	0	0.0	0	0	0	0	0	0	0
<b>Totals</b>		<b>24/1</b>	<b>8</b>	<b>130</b>	<b>16.3</b>	<b>50</b>	<b>0</b>	<b>10</b>	<b>195</b>	<b>19.5</b>	<b>41</b>	<b>0</b>

**Additional Career Statistics:** Special Teams Tackles: RAMS: 2016 (6), 2017 (1), Total: (7).

# MICHAEL THOMAS GAME-BY-GAME



## 2018 Los Angeles Rams

Game	W/L	G/S	Receiving					Att.	Rushing				PR	Returns				KR	Yards	Avg.	Long	TD
			No.	Yards	Avg.	Long	TD		Yards	Avg.	Long	TD		FC	Yards	Long	TD					
at Oak 9/10	W	1/0	0	0	0.0	0	0	0	0	0.0	0	0	0	0	0	0	0	0	0.0	0	0	
Ari 9/16	W	0/0																				
LAC 9/23																						
Min 9/27																						
at Sea 10/7																						
at Den 10/14																						
at SF 10/21																						
GB 10/28																						
at NO 11/04																						
Sea 11/11																						
KC 11/19																						
at Det 12/2																						
at Chi 12/9																						
Phi 12/16																						
at Ari 12/23																						
SF 12/30																						
<b>Totals</b>	<b>2-0</b>	<b>1/0</b>	<b>0</b>	<b>0</b>	<b>0.0</b>	<b>0</b>	<b>0</b>	<b>0</b>	<b>0</b>	<b>0.0</b>	<b>0</b>	<b>0</b>	<b>0</b>	<b>0</b>	<b>0</b>	<b>0</b>	<b>0</b>	<b>0</b>	<b>0.0</b>	<b>0</b>	<b>0</b>	

## 2017 Los Angeles Rams

Game	W/L	G/S	Receiving					Att.	Rushing				PR	Returns				KR	Yards	Avg.	Long	TD
			No.	Yards	Avg.	Long	TD		Yards	Avg.	Long	TD		FC	Yards	Long	TD					
Ind 9/10	W	0/0																				
Was 9/17	L	0/0																				
at SF 9/21	W	0/0																				
at Dal 10/1	W	0/0																				
Sea 10/8	L	0/0																				
at Jax 10/15	W	1/0	0	0	0.0	0	0	0	0	0.0	0	0	0	0	0	0	0	0	0.0	0	0	
Ari 10/22	W	0/0																				
at NYG 11/5	W	0/0																				
Hou 11/12	W	0/0																				
at Min 11/19	L	1/0	1	12	12.0	12	0	0	0	0.0	0	0	0	0	0	0	0	0	0.0	0	0	
NO 11/26	W	1/0	0	0	0.0	0	0	0	0	0.0	0	0	0	0	0	0	0	0	0.0	0	0	
at Ari 12/3	W	1/0	0	0	0.0	0	0	0	0	0.0	0	0	0	0	0	0	0	1	15	15.0	15	
Phi 12/10	L	1/0	1	6	6.0	6	0	0	0	0.0	0	0	0	0	0	0	0	0	0.0	0	0	
at Sea 12/17	W	1/0	0	0	0.0	0	0	0	0	0.0	0	0	0	0	0	0	0	0	0.0	0	0	
at Ten 12/24	W	1/0	0	0	0.0	0	0	0	0	0.0	0	0	0	0	0	0	0	0	0.0	0	0	
SF 12/31	L	1/1	3	75	25.0	50	0	0	0	0.0	0	0	0	0	0	0	0	0	0.0	0	0	
<b>Totals</b>	<b>11-5</b>	<b>8/1</b>	<b>5</b>	<b>93</b>	<b>18.6</b>	<b>50</b>	<b>0</b>	<b>0</b>	<b>0</b>	<b>0.0</b>	<b>0</b>	<b>0</b>	<b>0</b>	<b>0</b>	<b>0</b>	<b>0</b>	<b>0</b>	<b>1</b>	<b>15</b>	<b>15.0</b>	<b>15</b>	

## 2017 Postseason

Atl 1/6/18	L	0/0																			
<b>Totals</b>	<b>0-1</b>	<b>0/0</b>	<b>0</b>	<b>0</b>	<b>0.0</b>	<b>0</b>	<b>0</b>	<b>0</b>	<b>0</b>	<b>0.0</b>	<b>0</b>	<b>0</b>	<b>0</b>	<b>0</b>	<b>0</b>	<b>0</b>	<b>0</b>	<b>0</b>	<b>0.0</b>	<b>0</b>	<b>0</b>

## 2016 Los Angeles Rams

Game	W/L	G/S	Receiving					Att.	Rushing				PR	Returns				KR	Yards	Avg.	Long	TD
			No.	Yards	Avg.	Long	TD		Yards	Avg.	Long	TD		FC	Yards	Long	TD					
at SF 9/12	L	1/0	0	0	0.0	0	0	0	0	0.0	0	0	0	0	0	0	0	0	0.0	0	0	
Sea 9/18	W	1/0	0	0	0.0	0	0	0	0	0.0	0	0	0	0	0	0	0	0	0.0	0	0	
at TB 9/25	W	1/0	0	0	0.0	0	0	0	0	0.0	0	0	0	0	0	0	0	0	0.0	0	0	
at Ari 10/2	W	1/0	0	0	0.0	0	0	0	0	0.0	0	0	0	0	0	0	0	0	0.0	0	0	
Buf 10/9	L	1/0	0	0	0.0	0	0	0	0	0.0	0	0	0	0	0	0	0	3	62	20.7	22	
at Det 10/16	L	1/0	0	0	0.0	0	0	0	0	0.0	0	0	0	0	0	0	0	0	0.0	0	0	
NYG 10/23	L	1/0	0	0	0.0	0	0	0	0	0.0	0	0	0	0	0	0	0	0	0.0	0	0	
Car 11/6	L	1/0	0	0	0.0	0	0	0	0	0.0	0	0	0	0	0	0	0	0	0.0	0	0	
at NYJ 11/13	W	1/0	0	0	0.0	0	0	0	0	0.0	0	0	0	0	0	0	0	0	0.0	0	0	
Mia 11/20	L	1/0	0	0	0.0	0	0	0	0	0.0	0	0	0	0	0	0	0	0	0.0	0	0	
at NO 11/27	L	1/0	0	0	0.0	0	0	0	0	0.0	0	0	0	0	0	0	0	0	0.0	0	0	
at NE 12/4	L	1/0	0	0	0.0	0	0	0	0	0.0	0	0	0	0	0	0	0	0	0.0	0	0	
Atl 12/11	L	1/0	1	16	16.0	16	0	0	0	0.0	0	0	0	0	0	0	0	6	118	19.7	41	
at Sea 12/15	L	1/0	1	6	6.0	6	0	0	0	0.0	0	0	0	0	0	0	0	0	0.0	0	0	
SF 12/24	L	0/0																				
Ari 1/1/17	L	1/0	1	15	15.0	15	0	0	0	0.0	0	0	0	0	0	0	0	0	0.0	0	0	
<b>Totals</b>	<b>4-12</b>	<b>15/0</b>	<b>3</b>	<b>37</b>	<b>12.3</b>	<b>16</b>	<b>0</b>	<b>0</b>	<b>0</b>	<b>0.0</b>	<b>0</b>	<b>0</b>	<b>0</b>	<b>0</b>	<b>0</b>	<b>0</b>	<b>0</b>	<b>9</b>	<b>180</b>	<b>20.0</b>	<b>41</b>	



# CARLOS THOMPSON

OLB // Mississippi // Leland, Ms.

Ht./Wt.: 6-5/243

NFL Exp.: 2nd (2nd Rams)

GP/GS: 5/1, (Playoffs): (1/0)

Birth Date: 2/16/1992

Acquired: FA-2017

**TRANSACTIONS:** Signed to the active roster (12/2/17) from the practice squad...signed with the Los Angeles Rams as a free agent (4/5/17)...released from Houston (8/30/16)...signed by the Houston Texans as a college free agent (5/8/15).

**PRO:** Third-year pro who played in two career games with the Houston Texans before being placed on injured reserve on 9/30/15.

**2017 SEASON:** at Tennessee (12/24): Recorded one assisted tackle for loss...vs. San Francisco (12/31): Made his first career start at outside linebacker...tallied two solo tackles...also recorded one special teams tackle...Wild Card vs. Atlanta (1/6/18): Subbed in at outside linebacker and played on special teams.

**2016 SEASON:** Spent the entire 2016 season on injured reserve.

**2015 SEASON:** Placed on injured reserve (9/30)...at Carolina (9/20): Made his NFL debut and recorded one special teams tackle...vs. Tampa Bay (9/27): Recorded one special teams tackle.

**COLLEGE:** Played four seasons at the University of Oxford, Miss. (2010-11, 2013-14)...saw action in 11 games at defensive end, recording 29 tackles and 3.0 tackles for loss as a senior in 2014...helped Ole Miss lead the nation in scoring defense in 2014 (16.0

ppg)...played five games at defensive end in 2013 but missed the last eight games with neck and shoulder strains...recorded seven tackles with a half sack during those five games played in 2013...did not see action and was redshirted in 2012...played in four games at defensive end, totaling seven tackles, including 2.0 tackles for loss and a sack in 2011...played in seven games and notched one sack in 2010.

**PERSONAL:** Attended Simmons High School in Hollandale, Miss...a U.S. Army and SuperPrep All-American...named to the PrepStar and SuperPrep preseason All-America teams...earned first team All-State honors from The Clarion-Ledger and second team All-State honors from the Mississippi Association of Coaches as a senior...named to The Clarion-Ledger's Dandy Dozen team and rated the No. 2 on its Top 10 Most Wanted list...rated the No. 3 player in the state and the No. 32 defensive lineman in the nation by SuperPrep...ranked the No. 4 player in Mississippi and the No. 17 defensive tackle and No. 137 player overall in the country by Scout.com...ranked the No. 3 player in Mississippi by the Sun Herald...rated as the No. 41 defensive end in the country by ESPN.com...totaled 71 tackles and 15 sacks as a junior...coached in high school by his father, Carlos Thompson...majored in criminal justice...made U.M.A.A. Honor Roll for Fall 2014.