




LOS ANGELES RAMS



KONICA MINOLTA

LOS ANGELES RAMS - DALLAS COWBOYS
SATURDAY, JANUARY 12, 2019

5:15 P.M. PT

LOS ANGELES MEMORIAL COLISEUM
LOS ANGELES, CALIF.





THE LOS ANGELES RAMS HOST THE DALLAS COWBOYS IN THE NFC DIVISIONAL ROUND



2018 SCHEDULE

REGULAR SEASON (13-3)

Sept. 10	at Oakland Raiders	7:20 p.m. (Mon.)	W, 33-13
Sept. 16	Arizona Cardinals	1:05 p.m.	W, 34-0
Sept. 23	Los Angeles Chargers	1:05 p.m.	W, 35-23
Sept. 27	Minnesota Vikings	5:20 p.m. (Thur.)	W, 38-31
Oct. 7	at Seattle Seahawks	1:25 p.m.	W, 33-31
Oct. 14	at Denver Broncos	1:05 p.m.	W, 23-20
Oct. 21	at San Francisco 49ers	1:25 p.m.	W, 39-10
Oct. 28	Green Bay Packers	1:25 p.m.	W, 29-27
Nov. 4	at New Orleans Saints	1:25 p.m.	L, 45-35
Nov. 11	Seattle Seahawks	1:25 p.m.	W, 36-31
Nov. 19	Kansas City Chiefs	5:15 p.m. (Mon.)	W, 54-51
BYE WEEK			
Dec. 2	at Detroit Lions	10:00 a.m.	W, 30-16
Dec. 9	at Chicago Bears	5:20 p.m. (SNF)	L, 15-6
Dec. 16	Philadelphia Eagles	5:20 p.m. (SNF)	L, 30-23
Dec. 23	at Arizona Cardinals	1:05 p.m.	W, 31-9
Dec. 30	San Francisco 49ers	1:25 p.m.	W, 48-32

POSTSEASON (0-0)

Jan. 12, 2019 Dallas Cowboys 5:15 p.m. (Sat.) FOX
For information about tickets, please visit www.therams.com/tickets

RAMS LOOK FOR FIRST POSTSEASON WIN SINCE 2005



Rams Head Coach Sean McVay

Los Angeles, Calif. – The Los Angeles Rams (13-3 regular season) host the Dallas Cowboys (10-6 regular season) at the Los Angeles Memorial Coliseum for the ninth postseason meeting between the two storied franchises.

The postseason series between L.A. and Dallas is knotted at four games each, with the Rams having won the last two playoff contests. L.A. is 3-1 all-time against the Cowboys in the Divisional Round of the NFC Playoffs.

The Divisional Round matchup will see the league's sack leader, Rams DT Aaron Donald (20.5), against the league's leading rusher, Cowboys RB Ezekiel Elliott (1,434).

Under Head Coach Sean McVay, the Rams have scored 164 points in five games against NFC East opponents, an average of 32.8 per game. L.A. posted a 35-30 road victory over Dallas in their Week 4 matchup last season.

A season ago in the team's Wild Card contest, WR Robert Woods burst onto the playoff scene with nine receptions for 142 yards to become the fourth receiver in franchise history to post 100-plus receiving yards in their postseason debut with the Rams. RB Todd Gurley II became the first Rams running back to notch a 100-plus yard game in his postseason debut since 1945.

RAMS COMMUNICATIONS

Visit the Rams Media Information Portal for weekly releases, media guide, access to the Rams media credential system and other pertinent media information at

www.therams.com/media

MEET OUR STAFF

ARTIS TWYMAN
ATwyman@Rams.NFL.com

JULIA FARON
JFaron@Rams.NFL.com

TIFFANY WHITE
TWhite@Rams.NFL.com

TRAVIS LANGER
TLanger@Rams.NFL.com

JOANNA HUNTER
JHunter@Rams.NFL.com



KONICA MINOLTA



KONICA MINOLTA

RAMS BROADCAST INFORMATION



TELEVISION:

FOX Sports
Play-By-Play: Joe Buck
Color Analyst: Troy Aikman
Sideline Reporters: Erin Andrews
Chris Myers



RADIO:

ESPN 710 AM, 93.1 Jack FM
Play-By-Play: J.B. Long
Color Analyst: Maurice Jones-Drew
Sideline Reporter: D'Marco Farr



SPANISH RADIO:

ESPN Deportes, 1330 AM
Play-By-Play: Troy Santiago
Color Analyst: Ricardo Lopez



NATIONAL RADIO:

Westwood One
Play-By-Play: Kevin Kugler
Color Analyst: Kurt Warner
Sideline Reporter: Scott Kaplan

FINAL 2018 NFC WEST STANDINGS

Team	W	L	T	Pct.	PF	PA	Conf.	Div.
Los Angeles	13	3	0	.813	527	384	9-3	6-0
Seattle	10	6	0	.625	428	347	8-4	3-3
San Francisco	4	12	0	.250	342	435	2-10	1-4
Arizona	3	13	0	.188	225	425	3-9	2-4

RamDOM FACT

The Los Angeles Rams have scored 1,005 points since the start of the 2017 season, marking the ninth time in NFL history that a team has scored 1,000 or more points over a two season span (regular season only). The Rams franchise has achieved the feat three times. The Rams two most recent Super Bowl appearances have occurred following two of those regular season spans.

Rams (2017-2018, 1,005), Broncos (2013-2014, 1,088), Broncos (2012-2013, 1,087), Patriots (2012-2013, 1,001), Patriots (2011-2012, 1,070), Saints (2011-2012, 1,008), Patriots (2010-2011, 1,031), **Rams** (2000-2001, 1,043), **Rams** (1999-2000, 1,066).

RAMS VS. COWBOYS - NFC DIVISIONAL ROUND



CONNECTIONS

College Connections:

- Rams WR **JoJo Natson** was teammates with Cowboys LB **Justin March-Lillard** at Akron from 2012-2014.
- Rams DL **Michael Brockers** and Cowboys T **La'el Collins** were teammates at LSU in 2011.
- Five former University of Southern California students will be reunited Saturday night at the Coliseum. Rams RB **Justin Davis** played at USC with Cowboys DT **Antwaun Woods** from 2013-2015. Rams CB **Nickell Robey-Coleman** and WR **Robert Woods** played their final season at USC in 2012 when Woods made his collegiate debut. Robey-Coleman and Woods played at USC in 2010 with Cowboys T **Tyron Smith**.

Former Cowboys:

- Rams Defensive Coordinator **Wade Phillips** was the Cowboys head coach from 2007-10.
- Rams Running Backs Coach **Skip Peete** held the same position with the Cowboys for six seasons from 2007-12.

Former Rams:

- Cowboys WR **Tavon Austin** was drafted by the Rams in the first round (No. 8 overall) in the 2013 NFL Draft. Austin spent his first five seasons with the team from 2013-2017.
- Cowboys Tight Ends Coach **Doug Nussmeier** made his NFL coaching debut with the Rams as a quarterbacks coach from 2006-07.
- Cowboys Offensive Coordinator **Scott Linehan** was the Rams head coach from 2006-08.

California Connections:

- Cowboys G **Xavier Su'a-Filo** played collegiately at UCLA.
- Cowboys T **Tyron Smith** and DT **Antwaun Woods** played collegiately at USC.
- Cowboys T **Cameron Fleming** and TE **Dalton Schultz** played collegiately at Stanford.
- Cowboys LS L.P. **Ladouceur** played collegiately at California.
- Cowboys Defensive Coordinator/Defensive Line Coach **Rod Marinelli** attended California Lutheran University and was born in Rosemead, Calif.
- Cowboys Passing Game Coordinator/Defensive Backs Coach **Kris Richard** attended USC and was born in Los Angeles, Calif.
- Cowboys Assistant Wide Receivers Coach **Kyle Valero** was born in Fountain Valley, Calif.
- Cowboys Wide Receivers Coach **Sanjay Lal** attended UCLA.

Coaching Connections:

- Rams Assistant Offensive Line Coach **Andy Dickerson** was the coaches' assistant/defensive quality control staff for the Jets when Cowboys Assistant Strength and Conditioning Coach **Brett Bech** held the same position in 2006.
- Andy Dickerson** was the Browns assistant offensive line coach in 2010 when Cowboys Linebackers Coach **Ben Bloom** was a defensive assistant and Running Backs Coach **Gary Brown** held the same position.
- Rams Defensive Quality Control Staff **Thad Bogardus** held the same position for the Bills in 2014 when Cowboys Offensive Assistant **Stephen Brown** was Buffalo's assistant to the head coach/special teams assistant.
- Rams Assistant to the Head Coach **Billy Naves** held the same title in San Francisco and Rams Safeties Coach **Ejiro Evero** was the quality control staff/offensive assistant from 2011-12 when Cowboys Safeties Coach **Greg Jackson** was the 49ers' assistant secondary coach.
- Rams Special Teams Coordinator **John Fassel** held the same position for the Raiders from 2009-11 when Cowboys Wide Receivers Coach **Sanjay Lal** was Oakland's wide receivers coach.
- Rams Run Game Coordinator **Aaron Kromer** served as the Bills Offensive Line Coach when **Sanjay Lal** was Buffalo's wide receivers coach.
- Rams Director of Strength Training and Performance **Ted Rath** held the same position with the Lions from 2009-13 when Cowboys Offensive Coordinator **Scott Linehan** held the same position and Cowboys Assistant Wide Receivers Coach **Kyle Valero** was the offensive quality control (2010-12) and assistant wide receivers coach (2012-13) in Detroit.
- Rams Executive Vice President of Football Operations/Chief Operating Officer **Kevin Demoff** was the Buccaneers' consultant in 2005 and Rams Assistant Head Coach/Linebackers Coach **Joe Barry** was the linebackers coach from 2001-05 when Cowboys Defensive Coordinator/Defensive Line Coach **Rod Marinelli** was Tampa Bay's assistant head coach/defensive line coach.
- Joe Barry** served as the Lions defensive coordinator from 2007-08 when **Rod Marinelli** was Detroit's head coach.
- Rams Senior Offensive Assistant **Jedd Fisch** was the quarterbacks coach for the Seahawks when Cowboys Passing Game Coordinator/Defensive Backs Coach **Kris Richard** was the assistant defensive backs coach in 2010.
- Rams Pass Game Coordinator **Shane Waldron** and **Andy Dickerson** were with the Patriots coaching staff when Cowboys Director of Strength and Conditioning **Mike Woicik** was New England's strength and conditioning coach.

Player-Coach Connections:

- Rams T **Andrew Whitworth** played for the Bengals when Cowboys Offensive Line Coach **Paul Alexander** was the offensive line coach from 2006-2016.
- Rams CB **Nickell Robey-Coleman** and WR **Robert Woods** played for the Bills when Cowboys Offensive Assistant **Stephen Brown** was the assistant to the head coach/special teams assistant from 2013-2014. Both players also played for the Bills when Cowboys Wide Receivers Coach **Sanjay Lal** held the same position from 2015-2016.
- A pair of Rams players were on the Colts roster in 2017 when **Sanjay Lal** was the wide receivers coach: TE **Henry Krieger-Coble** and WR **JoJo Natson**.
- Rams DT **Ndamukong Suh** was on the Lions roster when Cowboys Assistant Wide Receivers Coach **Kyle Valero** was the Lions offensive assistant and Cowboys Offensive Coordinator **Scott Linehan** held the same position in Detroit in from 2010-13.

RAMS POSTSEASON SINGLE-GAME RECORDS

Player	Yds.	Passing Date	Opponent	Result
1. Kurt Warner	414	1/30/00	vs. Ten, W,	23-16 (SB)
2. Kurt Warner	391	1/16/00	vs. Min, W,	49-37 (Div.)
3t. Kurt Warner	365	12/30/00	at NO, L,	31-28 (WC)
3t. Kurt Warner	365	2/3/02	vs. NE, L,	20-17 (SB.)

Player	TDs	Passing Date	Opponent	Result
1. Kurt Warner	5	1/16/00	vs. Min, W,	49-37 (Div.)
2t. Vince Ferragamo	3	12/30/79	at Dal, W,	21-19 (Div.)
2t. Vince Ferragamo	3	12/26/83	at Dal, W,	24-17 (WC)
2t. Kurt Warner	3	12/30/00	at NO, L,	31-28 (WC)
2t. Bob Waterfield	3	12/17/50	vs. Chi, W,	24-14 (Div.)

Player	Yds.	Rushing Date	Opponent	Result
1. Eric Dickerson	248	1/4/86	vs. Dal, W,	20-0 (Div.)
2. Lawrence McCutcheon	202	12/27/75	vs. StL, W,	35-23 (Div.)
3. Marshall Faulk	159	1/27/02	vs. Phi, W,	29-24 (Conf.)

Player	TDs	Rushing Date	Opponent	Result
1t. Eric Dickerson	2	01/4/86	vs. Dal, W,	20-0 (Div.)
1t. Marshall Faulk	2	01/27/02	vs. Phi, W,	29-24 (Conf.)
1t. Dick Hoerner	2	12/24/50	at Cle, L,	30-28 (Conf.)

Player	Rec	Receptions Date	Opponent	Result
1t. Jim Benton	9	12/16/45	at Was, L,	15-14 (Conf.)
1t. Marshall Faulk	9	1/10/04	vs. Car, L,	29-23 (Div.)
1t. Tom Fears	9	12/24/50	at Cle, L,	30-28 (Conf.)

Player	Yds.	Receiving Date	Opponent	Result
1. Tom Fears	198	12/17/50	vs. Chi, W,	24-14 (Div.)
2. Isaac Bruce	162	1/30/00	vs. Dal, W,	23-16 (SB)
3. Tom Fears	146	12/23/51	vs. Cle, W,	24-17 (Conf.)

Player	TDs	Touchdown Receptions Date	Opponent	Result
1. Tom Fears	3	12/17/50	vs. Chi, W,	24-14 (Div.)
2. Flipper Anderson	2	1/7/90	at NYG, W,	19-13 (Div.)

Player	Sacks	Sacks Date	Opponent	Result
1t. Kevin Greene	3.0	12/26/88	at Min, L,	28-17 (WC)
1t. Gary Jeter	3.0	1/4/86	vs. Dal, W,	20-0 (Div.)
3t. 4 Players Tied	2.0			

Player	INTs	Interceptions Date	Opponent	Result
1t. Tommy Polley	2	1/20/02	vs. GB, W,	45-17 (Div.)
1t. Aeneas Williams	2	1/20/02	vs. GB, W,	45-17 (Div.)
1t. Bill Simpson	2	12/31/78	vs. Min, W,	34-10 (Div.)
1t. Bill Simpson	2	12/27/75	vs. StL, W,	35-23 (Div.)
1t. Don Curriuan	2	12/18/49	vs. Phi, L,	14-0 (Conf.)

WHAT TO WATCH FOR

- RB **Todd Gurley II** needs 20 yards to crack the franchise's top-10 postseason rushing list. Former RB Dick Hoerner sits in 10th place with 120 postseason rushing yards. If Gurley rushes for 101 yards this postseason, he would pass former RB John Cappelletti (201) for seventh place on the franchise's postseason rushing list.

- With Gurley's next 100-yard rushing postseason performance, it would mark only the fourth time a running back has achieved the feat at least twice in franchise history. Cullen Bryant has two 100-yard postseason outings and only two running backs - Eric Dickerson and Lawrence McCutcheon - have reached the 100-yard mark three times in postseason action.

- WR **Robert Woods** needs nine receptions to crack the franchise's top-10 list for playoff receptions. Woods finished the 2018 Wild Card game with 142 yards receiving on nine receptions. Former RB Lawrence McCutcheon ranks 10th in playoff receptions with 17 totaling 152 yards.

- **Woods** (142) needs 94 yards to pass Kevin Curtis (235 yards receiving) for 10th place in franchise history in playoff receiving yards. Isaac Bruce holds the Rams playoff receiving record with 759 yards receiving on 44 receptions in nine postseason games played.

- With his next 100-yard receiving postseason performance, **Woods** will become only the sixth receiver in franchise history to have accomplished the feat twice. Only two receivers - Isaac Bruce (4) and Tom Fears (3) - have reached the 100-yard mark at least three times in the franchise's postseason history.

- P **Johnny Hekker** (5) needs to place one and two punts inside the 20-yard line to pass Bob Waterfield (5) and John Baker (6), respectively, for the third and second most punts pinned inside the 20-yard line in the franchise's postseason history.

- QB **Jared Goff** could become only the fifth quarterback in franchise history to throw for over 300 yard in a postseason contest. Bob Waterfield and Jim Everett each have one 300-yard postseason game to their name. Only two signal-callers - Kurt Warner (4) and Marc Bulger (2) - have reached the 300-yard mark at least two times in franchise postseason history.

RAMS VS. COWBOYS - NFC DIVISIONAL ROUND



RAMS REGULAR SEASON PERFORMANCES AGAINST THE COWBOYS

CB Aqib Talib	5 GP	15 total tackles	14 solo tackles	2 interceptions	103-yard INT TD
DT Ndamukong Suh	4 GP	19 total tackles	12 solo tackles	0.5 sack	2 tackles for loss
K Greg Zuerlein	3 GP	8-of-8 field goals	7-of-7 PAT	49-yard long FG	17 kickoffs, 11 touchbacks
RB Todd Gurley II	1 GP	215 scrim. yards	121 rushing yards	94 receiving yards	1 touchdown

TALE OF THE REGULAR SEASON TAPE

Rams (NFL Rank)		Cowboys (NFL Rank)
32.9 (2)	Points Per Game	21.2 (22)
421.1 (2)	Total Offense	343.8 (22)
139.4 (3)	Rush Offense	122.7 (10)
281.7 (5)	Pass Offense	221.1 (23)
30:42 (12)	Time Of Possession Average	31:00 (8)
24.0 (20)	Opponent Points Per Game	20.3 (6)
358.6 (19)	Total Defense	329.3 (7)
122.3 (23)	Rush Defense	94.6 (7)
236.3 (14)	Pass Defense	234.7 (13)
41.0/326 (15)	Sacks Made/Yards	39.0/229 (16t)
18 (3t)	Interceptions	9 (26t)
+11 (4)	Turnover Differential	+3 (12)
10.2 (10)	Punt Return Average	5.7 (31)
21.4 (22t)	Kickoff Return Average	21.8 (20)
21 (23t)	Punts Inside the 20	17 (29t)
82.9 (19)	Field Goal Percentage	80.6 (24)

BY THE NUMBERS

8
Saturday's game will mark the 8th playoff appearance in 13 seasons for Rams T Andrew Whitworth. That is more than any other player on either roster.

19
Of the 53 players on the Rams roster, 19 have never played in an NFL postseason game. Kicker Greg Zuerlein (7th year) is the longest tenured player without a postseason appearance.

33
This week's matchup will be the ninth time the Rams and Cowboys face off in the playoffs and the first time in over 33 years (1/4/1986).

164
Under Head Coach Sean McVay, the Rams have scored 164 points in five games against NFC East opponents, an average of 32.8 per game. L.A. posted a 35-30 victory over Dallas in their Week 4 matchup last season.

RAMS 2018 SEASON LEADERS

Passing	Comp/Att.	Yards	TDs	INTs	Rtg.
Jared Goff	364/561	4,688	32	12	101.1
Rushing	Att.	Yards	Avg.	Long	TDs
Todd Gurley II	256	1,251	4.9	36	17
Receptions	Rec.	Yards	Avg.	Long	TDs
Robert Woods	86	1,219	14.2	39t	6
Receiving Yards	Yards	Rec.	Avg.	Long	TDs
Robert Woods	1,219	86	14.2	39t	6
Tackles	Total	Solo	Asst.		
Cory Littleton	125	90	35		
Sacks	No.	Yards			
Aaron Donald	20.5	183.5			
Interceptions	No.	Yards	Avg.	Long	TD
John Johnson III	4	46	11.5	35	0
Punting	No./Yards	Avg.	Net Avg.	In20	Long
Johnny Hekker	43/1,992	46.3	43.0	21	68
Kicking	FGM	FGA	FG Pct.	Long	Points
Greg Zuerlein	27	31	87.1	56	116
Cairo Santos	7	8	87.5	55	28
Johnny Hekker	1	1	100	20	4
Punt Returns	Ret/FC	Yards	Avg.	Long	TDs
JoJo Natson	26/10	280	10.8	60	0
Pharoh Cooper	2/1	12	6.0	12	0
Cooper Kupp	1/3	4	4.0	4	0
Kickoff Returns	Ret.	Yards	Avg.	Long	TDs
Blake Countess	17	419	24.6	40	0
Pharoh Cooper	13	277	21.3	28	0

COWBOYS 2018 SEASON LEADERS

Passing	Comp/Att.	Yards	TDs	INTs	Rtg.
Dak Prescott	356/526	3,885	22	8	96.9
Rushing	Att.	Yards	Avg.	Long	TDs
Ezekiel Elliott	304	1,434	4.7	41	6
Receptions	Rec.	Yards	Avg.	Long	TDs
Ezekiel Elliott	77	567	7.4	38t	3
Receiving Yards	Yards	Rec.	Avg.	Long	TDs
Amari Cooper	725	53	13.7	90t	6
Tackles	Total	Solo	Asst.		
Leighton Vander Esch	138	102	36		
Sacks	No.	Yards			
DeMarcus Lawrence	10.5	74.0			
Interceptions	No.	Yards	Avg.	Long	TD
Leighton Vander Esch	2	56	28.0	28	0
Xavier Woods	2	15	7.5	15	0
Punting	No./Yards	Avg.	Net Avg.	In20	Long
Chris Jones	60/2,670	44.5	39.6	17	63
Kicking	FGM	FGA	FG Pct.	Long	Points
Brett Maher	29	36	80.6	62	119
Punt Returns	Ret/FC	Yards	Avg.	Long	TDs
Cole Beasley	11/18	61	5.5	14	0
Kickoff Returns	Ret.	Yards	Avg.	Long	TDs
Deonte Thompson	6	147	24.5	35	0

RAMS-COWBOYS SERIES HISTORY

Record vs. Cowboys (including postseason)	Cowboys, 17-16
Series points	Cowboys - 752, Rams - 679
Last regular season game	Rams 35-30, 10/1/2017
Rams largest winning margin	25, 38-13, 11/6/1960
Cowboys largest winning margin	30, 37-7, 1/4/1976
Current series streak	Rams - one game
Rams longest win streak	Two games - four times
Cowboys longest win streak	Three games - two times
Most points, Rams	38 - two times
Most points, Cowboys	37, 37-7, 1/4/1976
Most points, both teams	68, Rams 37-37, 10/14/1973
Fewest points, Rams	0, Cowboys 28-0, 1/7/1979
Fewest points, Cowboys	0, Rams 20-0, 1/4/1986
Fewest points, both teams	23 - Cowboys, 13-10, 9/29/2002

COACHES' CORNER



On January 12, 2017, Los Angeles Rams Owner/Chairman E. Stanley Kroenke named Sean McVay the 23rd full-time head coach in franchise history. McVay became the youngest coach in modern NFL history.

In his first season guiding the Rams, McVay completed one of the greatest offensive turnarounds in NFL history. He helped the Rams move from the 32nd-ranked scoring offense in 2016 to the league's top-scoring team in 2017, marking the first time in league history a team has gone from last to first in scoring. The first-year head coach led the Rams to an 11-5 record and their first NFC West title since the 2003 season, earning the team's first playoff berth since 2004.

Following his first season in L.A., McVay was named The Associated Press Coach of the Year, becoming the youngest head coach to ever win the award. RB Todd Gurley II brought home Offensive Player of the Year, marking the first time in the 45-year history of the awards there was a sweep of three of the league's top awards. The Rams placed eight players in the 2018 Pro Bowl, the most in a single season by the franchise since the 1999 campaign.

Year honors, while DT Aaron Donald was named the Defensive Player of the Year, marking the first time in the 45-year history of the awards there was a sweep of three of the league's top awards. The Rams placed eight players in the 2018 Pro Bowl, the most in a single season by the franchise since the 1999 campaign.

Under McVay's guidance in 2017, second-year QB Jared Goff flourished. Goff completed 296-of-477 (62.1 percent) of his passes for 3,804 yards with 28 touchdowns and seven interceptions posting a 100.5 QB rating on the season. Gurley led the league in scrimmage yards finishing the year with 2,093 yards, including 1,305 rushing yards and 788 receiving yards. Additionally, Gurley was the league's highest scoring non-kicker posting 19 total touchdowns on the season.

The Rams defense posted the fourth-most sacks (48.0), tied for sixth in interceptions (18) and finished the 2017 campaign fifth in total takeaways with 28 on the season. The 28 takeaways directly resulted in 126 points for L.A., the second-best total in the NFL.

In his first season as head coach, the Rams special teams unit played an integral part in the team's success and was rewarded with a total of four special teamers being named to the Pro Bowl. The L.A. special teams unit was a top-10 finisher in 18 of the 22 statistical categories in the 2017 special-teams rankings.

McVay completed his third season as the Redskins' offensive coordinator in 2016 after initially being promoted to the position on January 15, 2014. Prior to his promotion during the 2014 offseason, McVay spent three seasons as the team's tight ends coach and one as an offensive assistant.

The 2016 Redskins' offensive unit broke many franchise records and ranked in the top three in a number of statistical categories. The Washington offense became the first unit in franchise history to average over 400 yards per game (403.4) and notched a franchise record 6,545 total net yards. Quarterback Kirk Cousins finished the year with single-season team records in completions (406) and passing yards (4,917) and matched his team record for 300-yard passing games (seven). His 4,917 passing yards ranked third in the NFL in 2016 and are the 15th-most in a season in NFL history. Cousins closed out the season ranked second in the NFL in passing yards per game (297.4), passing yards per play (7.84) and yards per play (6.4), in addition to being the league's third ranked offensive team, averaging 403.4 yards per game.

From 2015-16, Cousins threw for 9,083 yards, the fourth highest output by a quarterback trailing only Drew Brees (10,078), Matt Ryan (9,535) and Philip Rivers (9,178). The Redskins offense had eight players finish the season with at least 500 yards from scrimmage (DeSean Jackson, Pierre Garcon, Jamison Crowder, Rob Kelley, Chris Thompson, Jordan Reed, Vernon Davis and Matt Jones), tying the 2011 New Orleans Saints for the most in a single season in NFL history.

McVay's group posted a breakout campaign in his second year as offensive coordinator in 2015, including record-setting performances by quarterback Kirk Cousins and tight end Jordan Reed. McVay's scheme and tutelage helped Cousins break Redskins records for attempts (543), completions (379), passing yards (4,166) and 300-yard passing games (seven) in a single season.

Collectively, McVay's 2015 offense recorded top-10 rankings in third down percentage (43.5, fifth in the NFL), red zone scoring percentage (61.2, eighth), yards per play (5.6, 10th) and points per game (24.3, 10th). The Redskins also led the NFL with a team-record 69.5 completion percentage in 2015, leading the league in the category for the 11th time in team history and the first time since 1970.

In his first season as offensive coordinator in 2014, McVay helped the offense to a Top 10 league ranking in yards per play (5.7) despite starting three different quarterbacks. His work with the three passers was instrumental in setting a team record for completion percentage (66.5 percent, later broken in 2015) and helping facilitate the explosive debut season of wide receiver DeSean Jackson.

In 2013, McVay played a crucial role in Reed's development, as the then-rookie compiled 45 receptions for 499 yards – both Redskins' single-season rookie tight end records – despite Reed playing in only nine games.

During Washington's NFC East championship season in 2012, McVay's unit was productive despite losing starting tight end Fred Davis to a torn Achilles tendon in Week 7. Davis had led the team in both receptions (24) and receiving yards (325) through seven games before being placed on the Reserve/Injured list.

In 2011, McVay played an integral role in Davis' emergence, as the then fourth-year tight end surpassed his previous career highs despite playing in only 12 games. Davis caught 59 passes for 796 yards, the second-highest total on the team in both categories.

McVay served as an offensive assistant to the Redskins in 2010 in addition to working with the tight ends during the final four weeks of the season following coach Jon Embree's departure. McVay joined the Redskins prior to the 2010 season after an undefeated regular season with the Florida Tuskers of the United Football League (UFL). The Tuskers finished a perfect 6-0 before losing in the UFL's inaugural championship game. McVay originally entered the National Football League as an offensive assistant with the Tampa Bay Buccaneers in 2008.

McVay graduated from Miami University (Ohio) where he played wide receiver from 2004-07, earning Miami's Scholar-Athlete Award in 2007. His grandfather, John, served in various roles – including vice president/director of football operations from 1983-94 – for the San Francisco 49ers from 1979-95, overseeing five Super Bowl championship squads and earning induction into the 49ers Hall of Fame in 2013.



Jason Garrett was named the eighth head coach in Dallas Cowboys history on January 5, 2011. Garrett, who played for or worked alongside five of his predecessors, became the first former Dallas Cowboys player to become the team's head coach. In six and a half years as head coach, Garrett owns a 59-48 overall record, including playoffs.

Having literally grown up around successful head coaches in the NFL and in the Dallas Cowboys family, Garrett was a member of three Super Bowl winning teams in the 1990s during his seven seasons as a Cowboys quarterback. His father, Jim, was a personnel scout for the team for 21 years and served under every Super Bowl winning head coach and ownership regime in franchise history.

As a player in Dallas, Garrett learned under championship coaches Jimmy Johnson and Barry Switzer, while serving as a backup to Troy Aikman in offenses directed by Norv Turner and Ernie Zampese. He went on to play for the New York Giants, who reached Super Bowl XXXV, while playing for offensive coordinator Sean Payton. Garrett finished his playing days while studying under Jon Gruden in Tampa Bay and started his coaching career with the Miami Dolphins, where he worked under five-time collegiate national championship head coach, Nick Saban.

Garrett was elevated to the Cowboys top job after taking over as the team's interim head coach at the midpoint of the 2010 season. He went on to guide a Dallas team that had started the season with a 1-7 record to a 5-3 mark down the stretch. In the season's second half, three of the Cowboys five victories were against teams that posted 10 regular season wins, while the three Dallas defeats were decided by a combined total of seven points.

The 2016 season looked a little cloudy in the preseason as the top-two quarterbacks on the depth chart – Tony Romo and Kellen Moore – succumbed to injuries that would sideline them for at least two months. Dallas entered the season with 2016 fourth round draft choice Dak Prescott at the helm of the offense, and after losing the season opener, the club rang off a franchise-record 11 consecutive wins. Under Garrett's tutelage, Prescott claimed numerous club and league rookie passing records, while becoming the first club rookie quarterback to earn a Pro Bowl selection and AP Offensive Rookie of the Year honors. Playing a part in the rookie signal caller's success was another rookie, Dallas' first round pick Ezekiel Elliott, who became the fifth rookie since the NFL merger to win the NFL's rushing title with 1,631 yards – third-most by a rookie in NFL history – on 322 carries and 15 touchdowns.

The 2015 season was a challenge as injuries sidelined two of Dallas' top playmakers – Romo and Bryant – for a majority of the season and the club finished with a 4-12 record. Romo (collarbone) started four games, landing on Reserve/Injured and Bryant (foot) was slowed through a majority of his nine starts, also finishing on IR. Garrett saw four different players start at quarterback for the club for only the second time in team history. Veterans Brandon Weeden (three) and Matt Cassel (seven) started the majority of games while Moore made the first two starts of his career.

Garrett guided the 2014 squad to an NFL-best tying 12-4 record, the club's 22nd Division title – 18th NFC East title – 31st postseason appearance and 34th playoff win. Along the way, the team had three players lead the league and establish single-season club records as DeMarco Murray rushed for 1,845 yards en route to Offensive Player of the Year honors, Bryant caught 16 touchdown passes and Romo completed 69.9% of his passes and had a 113.2 quarterback rating. The Dallas offense as a whole was second in the league in rushing yards (2,354); its highest finish since placing second in 2008. The offense totaled 6,138 yards – second in franchise history.

In Garrett's second full year of guiding the Cowboys (2012), the team produced the club's third-best all-time net yardage per play to date by racking up 5,994 yards. Additionally, Romo threw for a club-record 4,903 gross yards as part of an offense that posted a club-best 4,729 net passing yards. Romo also set club marks for attempts (648) and completions (425), becoming the eighth different NFL quarterback to go at least 400- of-600 in a season.

In his first full year as head coach, Garrett's 2011 team finished 8-8 as the offense amassed 6,008 yards – second in franchise history. Romo posted a then career-best 102.5 quarterback rating, third in the NFC, fourth in the NFL and second in team history. He eclipsed the 4,000-yard mark for the third time in his career and the third time in team history with 4,184 (third in club history).

After taking over the offensive coordinator responsibilities under Phillips in 2007, the Dallas offense reached high levels of productivity in several categories, and the unit finished among the NFL's top-10 in total offense in five of seven years with Garrett at the helm: 2013 (10th), 2012 (6th), 2010 (10th), 2009 (2nd) and 2007 (2nd). Inclusively from the start of the 2007 season, the club has averaged 366.0 total yards-per-outing (sixth in the NFL) and 24.5 points-per-game (seventh).

Garrett returned to Dallas in 2007 as the offensive coordinator after spending the previous two seasons tutoring the Miami Dolphins quarterbacks. Garrett, who was a backup quarterback to Aikman in Dallas from 1993 to 1999, rejoined the Cowboys with a great understanding of the championship heritage of the organization. As a player in Dallas, he was a member of teams that won six division titles and three Super Bowl championships.

Garrett entered the coaching profession in February of 2005 as the quarterbacks coach for Nick Saban's first Miami Dolphins club. While in Miami, Garrett handled the challenge of having to work with five different starting quarterbacks over the course of 32 regular season games.

In his seven years as a player in Dallas, Garrett started nine of the 23 games in which he played. A key reserve player on three Super Bowl teams, he is best remembered for his Thanksgiving Day heroics in 1994.

Jason and his wife Brill founded their charitable foundation, Jason Garrett Starfish Charities, in 1997 with the goal of enriching the lives of young people. The principle activity of the foundation is a one-day football camp and leadership forum for high school athletes, which is held each summer at Princeton University in conjunction with Play It Smart, a program administered by the National Football Foundation.

Born on March 28, 1966, Garrett resides in Dallas with his wife, Brill.

LOS ANGELES RAMS PROJECTED STARTERS



OFFENSE

WR Josh Reynolds – Second-year pro has played in 32 games with nine starts. During the 2018 regular season, posted career highs in receptions (29) and receiving yards (402), while averaging 13.9 yards/reception, with five touchdowns. The Texas A&M product has rushed the ball twice for a total of eight yards in 2018. In his career, Reynolds has posted 506 yards on 40 receptions with six total touchdowns.

TE Tyler Higbee – Played in 48 career regular season games with 39 starts. Posted 24 receptions for 292 yards and two touchdowns in 16 games played during the 2018 campaign. Has caught 60 passes for 672 yards with four touchdowns in his career. Posted a career-best 98 yards receiving on four receptions against the Seahawks in a 2017 Week 5 contest.

LT Andrew Whitworth – 13th-year pro has started 195-of-199 career regular season games played and started all seven postseason games he has played in. Named the team's Walter Payton Man of the Year candidate for his work in the community. Voted a team captain by his peers for the second-consecutive season with the Rams. Named to his fourth-career Pro Bowl following the 2017 campaign.

LG Rodger Saffold III – Ninth-year pro has started 111-of-114 career regular season games played, including all 16 games of the 2018 campaign at LG. Has started at four different positions in 111 career starts - 55 at LG, 38 at LT, 13 at RG, and five at RT. Made his postseason debut starting at LG in the Wild Card round against Atlanta in the 2017 Wild Card, blocked for Gurley to rush for 101 yards, first Rams running back to notch a 100-plus yard game in his postseason debut since Jim Gillette had 17 carries for 101 yards vs. Washington (12/16/45).

C John Sullivan – Started 125-of-153 career regular season games played, all at the center position. Paved the way for RB Todd Gurley II to amass 1,251 rushing yards during the 2018 regular season, the third-best rushing total this season. Has appeared in five playoff games with four starts, including the 2017 Wild Card game versus Atlanta.

RG Austin Blythe – Third-year pro has appeared in 40 games with 18 starts, including all 16 games of the 2018 campaign at the right guard position. Joined the team via waivers from the Indianapolis Colts prior to the 2017 campaign. Has committed only one penalty and allowed only one sack in 16 starts during the 2018 regular season.

RT Rob Havenstein – Fourth-year pro, started all 59 career regular season games played and the 2017 Wild Card contest, has committed only 11 penalties in 59 games. A second-round selection (No. 57 overall) by the Rams in the 2015 NFL Draft, signed a contract extension prior to the 2018 campaign. Has allowed only 1.0 sack and one penalty in 16 games played during the 2018 regular season.

WR Brandin Cooks – Acquired by the Rams via a trade that sent the Rams 2018 first-round pick to the Patriots. Signed a five-year contract extension prior to reporting to training camp. Fifth-year pro has played in 74 regular season games with 63 starts. Finished second on the team with 80 receptions and receiving yards (1,204) with a 15.1 yards per reception average. Posted at least 1,000 yards receiving in each of the last four seasons. Became the first player in NFL history to record three-straight 1,000-yard receiving seasons on three different teams. Recorded 360 career receptions for 5,147 yards and 32 touchdowns. Averages 14.3 yards per reception with a 98-yard touchdown as his longest reception.

WR Robert Woods – The USC product has played in 85 regular season games with 75 starts through the 2018 regular season. Led the team with 86 receptions for 1,219 which are both new single-season career high during the 2018 regular season. Led the team in receptions (nine) and receiving yards (142) against the Falcons in the 2017 NFC Wild Card game. Woods' 142 receiving yards are the fourth-highest output in a single postseason game in Rams history and is the fourth receiver in franchise history to post 100-plus receiving yards in their postseason debut with the Rams.

QB Jared Goff – Started all 38 regular season games he has played in as a professional and his first playoff contest. During the 2018 season, completed 364-of-561 passing attempts for 4,688 yards, 32 touchdowns, 12 interceptions and a 101.1 QB rating. Recorded three-straight games with over 350 yards while completing at least 75 percent of his passes, the longest streak in league history (Weeks 2-4). Established a career-best 465 yards passing vs. Minnesota in Week 4 win with a career-high 158.3 QB rating, the most passing attempts by a QB with a perfect QB rating in league history. Completed 24-of-45 passes for 259 yards and one touchdown in playoff debut in 2017, the 45 pass attempts is tied for the second-most in postseason history with Kurt Warner, vs. Tennessee (1/30/00 - SB XXXIV) and Jim Everett, at Minnesota (12/26/88).

RB Todd Gurley II – Fourth-year pro has started 57-of-58 career games played. Recorded his first-career 200-plus yard rushing game against Denver (10/14/18), totaling 208 yards on 28 attempts with two rushing touchdowns. Posted 1,251 yards rushing on 256 attempts (4.9 yards/rush) with 17 touchdowns on the ground and caught 59 passes for 580 yards and four receiving touchdowns and 1,831 yards from scrimmage in 2018. Rushed 14 times for 101 yards in his playoff debut against Atlanta, becoming the first Rams running back to notch a 100-plus yard game in his postseason debut since Jim Gillette had 17 carries for 101 yards vs. Washington (12/16/45). Leads the league in rushing yards (4,547), touchdowns (46) and scrimmage yards (6,430) since entering the league in 2015.

KEY CONTRIBUTOR

TE Gerald Everett – Second-year pro has played in all 32 regular season games and one playoff contest with two regular season starts. Posted a career-best 320 yards and three touchdowns on 33 receptions during the 2018 regular season, including a 40-yard game-winning score against the Chiefs in Week 11. In his career, totaled 564 yards receiving on 49 receptions.

RB C.J. Anderson – Sixth-year pro has played in all 69 regular season games with 39 starts in addition five postseason games played with two starts. Joined the Ram via free agency heading into team's week 16 game at Arizona. Started final two games of the 2018 regular season and posted back-to-back 130-plus yard rushing games with two touchdowns. Started Super Bowl 50 for the Broncos, helping the team win a world championship. Rushed 23 times for 90 yards in his Super Bowl start.

DEFENSE

DE Michael Brockers – The seventh-year pro started 105-of-107 career regular season games played. Tallied the Rams first sack of the 2018 season in Week 1 at Oakland. The LSU product has 20.0 career sacks, eight passes defended, two forced fumbles and one fumble recovery. Finished seventh on the team with 54 tackles (33 solo) during the 2018 regular season. Started his playoff debut, a 2017 Wild Card contest against the Falcons, recorded 0.5 sack in 2017 Wild Card contest, a sack split with DT Aaron Donald.

NT Ndamukong Suh – Ninth-year pro has started all 142 career games played, including 115-consecutive starts, the longest by an active defensive lineman. Recorded two tackles in Rams debut. Totalled 56.0 career sacks resulting in 364.5 yards lost. Recorded his first sack as a Ram in a Week 3 win over the Chargers, posted a sack in three-consecutive games from Weeks 3-5. Joined the Rams as a free agent during the 2018 offseason. A five-time Pro Bowler, has been named first-team All-Pro three times and second-team All-Pro twice.

DT Aaron Donald – Five-time Pro Bowler has started 74-of-78 regular season games played. Posted first 2.0 sacks of 2018, his eighth career multi-sack game, in a Week 4 win over Minnesota, tallied at least 1.0 sack in 10 of the final 13 games of the 2018 regular season, including a career-best 4.0 sacks in a Week 7 win at San Francisco. Posted seven career multi-sack games in 2018, finishing with 20.5 sacks on the season, a new career-best and the most in a single season by a Rams defender. Has 59.5 career sacks.

OLB Samson Ebukam – Second-year pro out of Eastern Washington played in 32 regular season games with 16 starts through his first two seasons as a pro. Posted his first sack of 2018 (third career) in Week 2 win over Arizona. Forced a fumble in back-to-back games, at Denver, at San Francisco (Weeks 5-6) and his third of the season at New Orleans in a Week 9 contest. Tallied 39 tackles (24 solo) and 3.0 sacks during the 2018 regular season. Became the first player to record a sack, an interception and two touchdowns since sacks became an official stat in 1982.

OLB Dante Fowler Jr. – Fourth-year pro has played in 47 games with seven starts through the 2018 regular season, including six starts as a Ram. Joined the Rams via a trade before the 2018 trade deadline. Has 27 career QB hits, 18 tackles for loss, 16.0 sacks, four forced fumbles and four fumble recoveries. Posted his first sack as a Ram, a strip sack, of Seahawks QB Russell Wilson setting up a touchdown in a 2018 Week 10 game.

LB Cory Littleton – Third-year pro has played in all 48 regular season games and one playoff game since joining the team as an undrafted free agent following the 2016 NFL Draft. Earned 21 career starts, including all 16 2018 regular season games. In 2018 Week 1 contest, recorded 13 total tackles and one interception. Led the team with 125 total tackles this season (90 solo). Tallied 17 passes defended, seven quarterback hits, 11 tackles for loss, one forced fumble, four interceptions and 5.0 sacks in his career. Blocked a punt vs. Chargers in Week 3 and at San Francisco Week 7, deflected a punt in a Week 5 win at Seattle in 2018. His 125 tackles were tied for the 10th-most in the NFL during the 2018 campaign.

LB Mark Barron – Seventh-year pro out of Alabama started 93-of-104 career regular season games played. Transitioned from a pure safety to a hybrid linebacker role, before settling in as a true linebacker under Defensive Coordinator Wade Phillips' 3-4 defense. Made his 2018 debut in Week 5 at Seattle and led the team with nine total tackles (five solo). On the season, totaled 60 total tackles (43 solo). In the team's 2017 Week 5 contest with the Seahawks, registered a team-high 18 total tackles.

CB Aqib Talib – 11th-year professional, acquired via trade during 2018 offseason. Played in 143 regular season games with 129 starts. Recorded a 103-yard interception returned for a touchdown in 2017. Has 10 career pick-sixes, two short of matching the all-time NFL record for interceptions returned for touchdowns (12) set by Rod Woodson. Tallied his first interception as a Ram in a Week 15 loss to the Eagles. Started all eight postseason games he has appeared in, including Super Bowl 50, as a member of the Denver Broncos playing for Rams Defensive Coordinator Wade Phillips. Five-time Pro Bowler, most recently following the 2016 season.

CB Marcus Peters – Fourth-year pro joined the Rams via a trade with the Kansas City Chiefs in the 2018 offseason. Recorded a pick-six in Rams debut, intercepting Raiders QB Derek Carr and returned it 50 yards for a TD. Since entering the league in 2015, has recorded 22 interceptions, most in the NFL during that span. Started all 61 career regular season games played, including all 16 this season. Named to consecutive Pro Bowls following the 2015 and 2016 seasons.

FS Lamarcus Joyner – Fifth-year pro has started 42-of-67 career games played, snared four interceptions and posted 5.0 sacks in his career. Posted 78 total tackles during the 2018 season, which ranked third on the team. Tallied first-career INT and returned it 29 yards for a TD in 2017 Week 1 win over the Colts, recorded a game-clinching interception in 2018 Week 11 win over the Chiefs. Recorded 61 total tackles during the 2017 campaign, including 32 solo tackles, seven passes defended and one forced fumble. Led the team with 11 total tackles, including 10 solo stops in his playoff debut against the Falcons.

SS John Johnson III – Second-year pro out of Boston College played in all 32 regular season games for the Rams with 27 starts through the 2018 regular season. Posted Rams first interception of 2018 in season opener at Oakland, led the team with four interceptions on the season. Earned first-career start in team's 2017 Week 5 game against the Seahawks, recorded first-career interception and returned it 69 yards setting up a FG in his first start. Finished second on the team with 118 total tackles (81 solo) during the 2018 regular season.

KEY CONTRIBUTORS

CB Nickell Robey-Coleman – Fifth-year CB earned first start as a Ram in 2017 Week 2 contest. Played in 95 career games with 20 starts in his career. Tallied 35 total tackles (24 solo) in 2018 regular season. Posted six career interceptions and two returned for touchdowns. Registered 50 total tackles, including 36 solo with two interceptions and nine passes defended during the 2017 regular season.

CB Troy Hill – Fourth-year professional, has played in 43 career games with 14 starts. Posted 32 tackles in 2018. In his career, recorded 91 total tackles, 11 passes defended, two interceptions and recovered one fumble. Recorded first-career interception in a Week 7 win at San Francisco.

COORDINATORS' CORNER



RUN AND PASS GAME COORDINATORS

Aaron Kromer, Run Game Coordinator: Aaron Kromer is in his second season with the Los Angeles Rams, his first season serving as the team's run game coordinator. With the help of Kromer's offensive line, Rams RB Todd Gurley II finished amongst the best in the NFL in scoring (132 points, 5th), rushing yards (1,251, 3rd), rushing touchdowns (17, 1st), scrimmage touchdowns (21, 1st) and scrimmage yards (1,831, 4th) despite only playing in 14 games during the 2018 regular season.

In his first season with the Rams, Kromer served as the offensive line coach overseeing the most stable offensive line unit in the NFL during the 2017 season. Under Kromer's guidance, the offensive line blocked Gurley II, who was named The Associated Press Offensive Player of the Year after leading the league in scrimmage yards (2,093) and total touchdowns (19).

A veteran of more than 17 years as an offensive line coach, Kromer came to Los Angeles prior to the 2017 season after serving the past two seasons in the same capacity with the Buffalo Bills. In his 18 years as an NFL offensive line coach or coordinator, Kromer has helped 16 players earn a total of 23 Pro Bowl appearances.


Shane Waldron, Pass Game Coordinator: Waldron is in his seventh NFL season, second with the Los Angeles Rams and his first season serving as the team's passing game coordinator. With Waldron as pass game coordinator, QB Jared Goff went three consecutive games throwing for over 350 yards while completing at least 75 percent of his passes, the longest streak in league history.

Under Waldron's guidance in 2017, the tight end duo of Tyler Higbee and Gerald Everett combined for 539 yards, three touchdowns and averaged 13.1 yards per reception.

Previously, Waldron served as the Washington Redskins offensive quality control coach for the 2016 season. That season, Washington's offense broke the franchise record for total net yards in a single season (6,454), surpassing the previous team record set in 1989.

FASSEL'S FLYERS

The Rams have developed a reputation for delivering the unexpected in the kicking game, and special teams coordinator John Fassel is at the helm of the trickery that has helped the Rams become one of the NFL's best when it comes to special teams and developed a knack for blocking punts.



Special Teams Coordinator John Fassel


In 2017, the special teams unit played an integral part in the Rams success and was rewarded with a total of four special teamers being named to the Pro Bowl in PR/KR Pharoah Cooper, P Johnny Hekker, LS Jake McQuaide and K Greg Zuerlein. Zuerlein led the league in scoring (158 points), despite playing in only 14 games before being placed on season-ending injured reserved.

The Rams special teams unit was a top-10 finisher in 18 of the 22 statistical categories in the 2017 special-teams rankings. There were only 11 punts blocked league-wide on the season, and the Rams had three of them. LB Cory Littleton was the only player in the NFL to block two punts. In total, the Rams blocked a total of five kicks in 2017.

In addition to his special teams duties, Fassel served as interim head coach for the final three games of the 2016 season.

PHILLIPS' PHILOSOPHIES

Wade Phillips, who is in his 49th year of coaching, enters his second season with the Rams as defensive coordinator on Head Coach Sean McVay's staff.



Defensive Coordinator Wade Phillips

A veteran coach entering his 41st NFL season, Phillips owns 36 years of experience as a defensive coordinator or head coach. Phillips continued his streak of helping teams to the playoffs in his first season with the organization when the Rams clinched the NFC West, marking the eighth-straight team that has made the postseason in Phillips' first year with the organization.

In his first season with the Rams in 2017, he guided a defense that finished fourth in sacks (48.0), tied for sixth in interceptions (18) and finished fifth in total takeaways with 28 on the season. The 28 takeaways directly resulted in 126 points for L.A., the second-best total in the NFL.

DT Aaron Donald was named AP Defensive Player of the Year for his efforts, becoming the first player in Rams history to ever earn DPOY. In 2017, Donald racked up 52 tackles, 31 solo (according to coaches' stats), 11.0 sacks for 95 yards, five forced fumbles, one fumble recovery and two passes defended, despite playing in only 14 games. Donald had team highs in sacks (11.0), quarterback hits (27) and forced fumbles (5).

Prior to joining the Rams, Phillips served as defensive coordinator for the Denver Broncos (2015-16), which was his second stint with the club after serving the same role from 1989-92, and also as head coach from 1993-94.

Phillips has been a part of 21 different top-10 defensive units during his NFL career and has coached a total of 31 Pro Bowlers. He is one of three individuals in NFL history to be named Assistant Coach of the Year multiple times by the Pro Football Writers of America, being honored with that distinction in 2011 with Houston and in 2015 with Denver. Phillips also received the Paul "Dr. Z" Zimmerman Award from the PFWA in 2016 (lifetime achievement as an NFL assistant coach).

LOS ANGELES RAMS COACHES

Head Coach.....	Sean McVay
Assistant Head Coach/Linebackers.....	Joe Barry
Special Teams Coordinator.....	John Fassel
Defensive Coordinator.....	Wade Phillips
Run Game Coordinator.....	Aaron Kromer
Pass Game Coordinator.....	Shane Waldron
Defensive Quality Control.....	Thad Bogardus
Assistant Wide Receivers.....	Liam Coen
Assistant Special Teams.....	Matt Daniels
Assistant Offensive Line.....	Andy Dickerson
Safeties.....	Ejiro Evero
Senior Offensive Assistant.....	Jedd Fisch
Assistant Strength and Conditioning.....	Edward Gray
Defensive Line.....	Bill Johnson
Offensive Quality Control.....	Zak Kromer
Strength Assistant.....	Fernando Noriega
Running Backs.....	Skip Peete
Cornerbacks.....	Aubrey Pleasant
Director of Strength Training and Performance.....	Ted Rath
Assistant Linebackers.....	Chris Shula
Quarterbacks.....	Zac Taylor
Assistant Strength and Conditioning.....	Dustin Woods
Wide Receivers.....	Eric Yarber

RAMS TEAM NOTES



PRO BOWL RAMS



Rams 2018 Pro Bowl Participants P Johnny Hekker, QB Jared Goff, KR/PR Pharoah Cooper, T Andrew Whitworth, LS Jake McQuaide, RB Todd Gurley II


Following a strong 2018 season, four members of the Los Angeles Rams were named to the 2019 Pro Bowl, DT Aaron Donald, QB Jared Goff, RB Todd Gurley II and special teams ace, LB Cory Littleton. It marks Littleton's first appearance in the all-star game of his career.

For the first time in Pro Bowl history, four roster spots were occupied by one teams' specialists following the 2017 season. Return specialist, Pharoah Cooper, Goff and Zuerlein were first-time honorees a season ago, while Hekker was tied for a team-leading four Pro Bowl bids alongside Donald who made his fifth-straight appearance. Since entering the NFL in 2014, Donald has concluded each season with a Pro Bowl nomination. McQuaide made his second-consecutive appearance a season ago.

Current Rams Pro Bowl Appearances

Player	Year
DT Aaron Donald	2015, 2016, 2017, 2018, 2019
QB Jared Goff	2018, 2019
RB Todd Gurley II	2016, 2018, 2019
P Johnny Hekker	2014, 2016, 2017, 2018
ST (LB) Cory Littleton	2019
LS Jake McQuaide	2017, 2018
CB Marcus Peters	2016, 2017
CB Sam Shields	2015
DT Ndamukong Suh	2011, 2013, 2014, 2015, 2017
CB Aqib Talib	2014, 2015, 2016, 2017, 2018
T Andrew Whitworth	2012, 2015, 2016, 2018
K Greg Zuerlein	2018

LONGEST TENURED RAMS



LS Jake McQuaide

There are six current Rams who have played at least 75 regular season games for the franchise, led by LS Jake McQuaide with 128 career regular season games played in a Rams uniform. McQuaide has played in every game since joining the franchise as an undrafted free agent following the 2011 NFL Draft.

G Rodger Saffold III (114), P Johnny Hekker (112), DL Michael Brockers (107), K Greg Zuerlein (103) and DT Aaron Donald (78) join McQuaide for most games played for the

Rams organization.

Saffold, who joined the Rams as a second-round draft selection in 2010 is the longest-tenured Ram. Saffold and McQuaide are the only two Rams who were on the team prior to the arrival of General Manager Les Snead in advance of the 2012 NFL Draft.

Pos.	Player	Games Played for the Rams
LS	Jake McQuaide	128
G	Rodger Saffold III	114
P	Johnny Hekker	112
DL	Michael Brockers	107
K	Greg Zuerlein	103
DT	Aaron Donald	78

AGE IS JUST A NUMBER


The Los Angeles Rams are aging gracefully - after being one of the youngest teams in the league for multiple years, entering the 2018 season, the Rams were the sixth-youngest team in the NFL.

The average age of the Rams is 25.98 years old. The Raiders are the NFL's oldest team with an average age of 27.64.

T Andrew Whitworth is the club's oldest player at 37 years old and rookie RB John Kelly is the youngest, he turned 22 on Oct. 4.

Team	Average Age
1. Cincinnati Bengals	25.70
2. Dallas Cowboys	25.75
3. Cleveland Browns	25.82
4. Minnesota Vikings	25.90
5. Indianapolis Colts	25.92
6. Los Angeles Rams	25.98

HOME IS WHERE THE HEART IS



The Los Angeles Rams once again call the Los Angeles Memorial Coliseum home, the original home of the Los Angeles Rams from 1946-1979 and once again from 2016 through the 2019 campaign.

Los Angeles has a regular season record of 153-86-8 in games played at the Coliseum. Los Angeles also hosted 10 playoff contests at the Coliseum. Los Angeles went 7-0 at home twice in its first 34 seasons in the Coliseum, during the 1973 and 1977 seasons.

FRESH FACES

Despite returning 10 starters on the offensive side of the ball, the Rams roster features 20 new faces for the 2018 season. Of the 20 new faces, 13 are on the defensive side of the ball, while seven new offensive players joined the Rams 53-man roster.

Offensively, three wide receivers, two linemen and two running backs were added to the roster. Defensively, the Rams added five linebackers, four defensive linemen and four defensive backs to their roster.

Pos. Name College Height Weight Obtained

Acquired via trade (4):

WR	Brandin Cooks	Oregon State	5-10	183	T(NE)-'18
OLB	Dante Fowler Jr.	Florida	6-3	255	T(Jax)-'18
CB	Marcus Peters	Washington	6-0	195	T(KC)-'18
CB	Aqib Talib	Kansas	6-1	209	T(DEN)-'18

Acquired via waiver claim (1):

DB	Darius Williams	UAB	5-9	187	W(BAL)-'18
----	-----------------	-----	-----	-----	------------

Free Agents (5):

RB	C.J. Anderson	California	5-8	225	FA-'18
WR	JoJo Natson	Akron	5-7	153	FA-'18
CB	Sam Shields	Miami	5-1	178	FA-'18
DT	Ndamukong Suh	Nebraska	6-4	313	FA-'18
LB	Ramik Wilson	Georgia	6-2	238	FA-'18

Rookies (10):

OL	Brian Allen	Michigan State	6-2	303	D4A-'18
DE	John Franklin-Myers	Stephen F. Austin	6-4	288	D3B-'18
WR	KhaDarel Hodge	Prairie View A&M	6-2	205	FA-'18
DL	Sebastian Joseph-Day	Rutgers	6-4	310	D6C-'18
RB	John Kelly	Tennessee	5-10	205	D6A-'18
LB	Michah Kiser	Virginia	6-0	244	D5A-'18
DL	Justin Lawler	SMU	6-4	265	D7B-'18
T	Joseph Noteboom	TCU	6-5	321	D3-'18
OLB	Ogbonnia Okoronkwo	Oklahoma	6-2	253	D5B-'18
OLB	Trevon Young	Louisville	6-4	259	D6D-'18

Additionally, there were four coaches added to the Rams' staff for the 2018 season: Liam Coen (Asst. WR), Matt Daniels (Asst. Special Teams), Jedd Fisch (Sr. Off. Asst.) and Dustin Woods (Asst. Strength and Conditioning).

RAMS TEAM NOTES



DOMINATING THE DIVISION

Under Head Coach Sean McVay, the Rams are 10-2 against NFC West opponents, including a perfect 4-0 against the Arizona Cardinals and have outscored the Cardinals 130-25. L.A. has outscored NFC West foes, 392-225, through McVay's first 12 divisional games. The Rams finished 6-0 in the NFC West during the 2018 season. The last time an NFC West team accomplished the feat was the Cardinals in 2008. It marked the first time the Rams swept the NFC West since 1999.

After defeating the Seahawks at CenturyLink Field on Oct. 7, 2018 the 49ers at Levi's stadium two weeks later and the Cardinals in Week 16, the Rams improved to 6-0 in NFC West road contests and a perfect 2-0 under McVay at CenturyLink Field, State Farm Stadium and Levi's Stadium. The Rams swept the Seahawks in 2018, marking the first time since 2015 L.A. has swept the Seahawks.

The Rams entered Week 17 of the 2017 season with a two-game lead in the NFC West and an 11-4 record when they decided to rest their starters against the 49ers.

The Rams outscored their divisional opponents 171-112 during the 2017 season, which was a 59 point differential. It was the highest positive point differential in the division for the Rams since the 2001 when the Rams outscored their divisional opponents 274-160 for a 114 point differential. The 2001 Rams played in a five team division and therefore had eight divisional games that season.

The Rams also posted 30-plus points against all three of their divisional opponents last season. The 2002 Rams were the last team to accomplish that feat.

Rams NFC West Contests Under Head Coach Sean McVay			
Date	Opponent	Score	Differential
09/21/17	at San Francisco	41-39	+2
10/08/17	vs. Seattle	10-16	-6
10/22/17	vs. Arizona	33-0	+33
12/03/17	at Arizona	32-16	+16
12/17/17	at Seattle	42-7	+35
12/31/17	vs. San Francisco	13-34	-21
9/16/18	vs. Arizona	34-0	+34
10/7/18	at Seattle	33-31	+2
10/21/18	at San Francisco	39-10	+29
11/11/18	vs. Seattle	36-31	+5
12/23/18	at Arizona	31-9	+22
12/30/18	vs. San Francisco	48-32	+16
Total		392-225	+167

NO FIRST, AND 10

The 2018 NFL Draft marked the 82nd draft for the Rams franchise dating back to the second-ever NFL draft in 1937. The team has not had a first-round selection in only nine of those drafts, most recently in 2018.

The season following a draft in which the team didn't make a selection in the first round, the Rams went on to win at least 10 games on six different occasions (1967, 1968, 1973, 1984, 2017, 2018), including four seasons where the Rams claimed the NFC West title (1967, 1973, 2017, 2018).

Additionally, five of the franchise's 21 ties have come the season following a draft that the Rams didn't make a first-round selection.

Year (Traded to)	Record, Divisional Finish
2018 (choice to New England)	13-3, first in NFC West
2017 (choice to Cleveland through Tenn.)	11-5, first in NFC West
1987 (choice to Houston)	6-9, third in NFC West
1984 (choice to Kansas City)	10-6, second in NFC West
1973 (choice to New England)	12-2, first in NFC West
1972 (choice to NY Giants through N.E.)	6-7-1, third in NFC West
1968 (choice to Detroit)	10-3-1, second in NFC West
1967 (choice to Minnesota)	11-1-2, first in NFC West
1948 (choice to Detroit)	6-5-1, third in Western Conference

In total, the Rams are 85-41-5 (.649) all-time the season after not selecting in the first round of that year's draft.

TOP-SCORING TEAMS

The Rams have scored 30-plus points 21 times since the start of the 2017 regular season, a feat the franchise achieved only three times during the 2015 and 2016 seasons combined. The Rams have scored 1,005 points since the start of the 2017 season and are 19-2 when scoring at least 30 points under McVay.

In 2018, the Rams scored 30 or more points in 12 of their 16 games, finished second in the NFL in points scored (527) and points per game average (32.9), trailing the only Chiefs.

Rams Head Coach Sean McVay immediately fixed the team's scoring issues, surpassing the 224 points scored in 2016 in only eight games in 2017 and seven games in 2018. The Rams not only improved, they went from worst to first in total scoring and points per game from the 2016 to the 2017 season with 478 points scored and averaged 29.9 points per game.

Points Scored 2018 Season Sorted By Points/Game		
Team	Points	Points/GM
1. Kansas City Chiefs	565	35.3
2. Los Angeles Rams	527	32.9
3. New Orleans Saints	504	31.5
4. New England Patriots	436	27.3
5. Indianapolis Colts	433	27.1

Points Scored 2017-2018 Seasons Sorted By Points/Game		
Team	Points	Points/GM
1. Los Angeles Rams	1,005	31.4
2. Kansas City Chiefs	980	30.6
3. New Orleans Saints	952	29.8
4. New England Patriots	894	27.9
5. Pittsburgh Steelers	834	26.1

MARGINALLY GREAT

The Rams were one-of-two teams with 13 wins during the 2018 season. L.A.'s average margin of victory of 13.00 points in those wins, the second-largest margin of victory amongst the top-two teams with at least 13 wins on the season.

Average Margin of Victory Amongst Teams With At Least 13 Wins in 2018		
Team	Avg. Margin of Victory	Record
1. New Orleans Saints	13.92	13-3
2. Los Angeles Rams	13.00	13-3

The Rams not only won games last season, but they won by a large margin. They finished the 2017 season ranked second in the league in margin of victory, outscoring opponents by an average of 18.91 points per game.

Average Margin of Victory in 2017		
Team	Avg. Margin of Victory	Record
1. Jacksonville Jaguars	20.20	10-6
2. Los Angeles Rams	18.91	11-5
3. Baltimore Ravens	18.33	9-7

PLAYING FOR STREAKS

Four Rams players currently rank at or near the top of their positional groups for most consecutive games played among all active players.

Additionally, TE Tyler Higbee (32) ranks third among tight ends and WR Brandin Cooks (30) ranks fourth among receivers in most consecutive starts.

Rams Current Active Games Played Streaks		
Team	GP	Pos. Rank
DT Ndamukong Suh	115	1st
P Johnny Hekker	112	T-5th
WR Brandin Cooks	64	4th
TE Tyler Higbee	48	T-4th

RAMS TEAM NOTES



FIRST ROUND FOCUS

The Rams possess 11 players who entered the league as first-round selections in the NFL Draft, four of their 11 current first-round selections were drafted by the Rams.

First-Round Players on the Rams

Player	Position	Draft	Selection
Mark Barron (TB)	LB	2012	7th overall
Michael Brockers	DE	2012	14th overall
Brandin Cooks (NO)	WR	2014	20th overall
Aaron Donald	DT	2014	13th overall
Dominique Easley (NE)*	DT	2014	29th overall
Dante Fowler Jr. (Jax)	DE	2015	3rd overall
Jared Goff	QB	2016	1st overall
Todd Gurley II	RB	2015	10th overall
Marcus Peters (KC)	CB	2015	18th overall
Ndamukong Suh (Det)	DT	2011	2nd overall
Aqib Talib (TB)	CB	2008	20th overall

* Denotes on reserve/injured

AYE, AYE CAPTAIN



Rams 2018 Team Captains

Under Head Coach Sean McVay, the Los Angeles Rams players voted on who would represent them as their team captains - the 2018 Rams Captains included three returning captains in T Andrew Whitworth, RB Todd Gurley II and P Johnny Hekker.

QB Jared Goff and DL Michael Brockers were each voted as a captain for the first time in their Rams tenure in 2018.

CB Aqib Talib, who served as a captain for the Denver Broncos a season ago, was voted a captain in his first season with the Rams organization.

TAKING IT TO THE CRIB

The Rams were one-of-six teams to record a pick-six in the 2018 season opener, continuing a trend of scoring on defense. L.A. is one-of-three teams in the league with at least six interceptions returned for a touchdown since defensive coordinator Wade Phillips took over the defense prior to the 2017 season.

CB Marcus Peters posted the first pick-six of the 2018 season for the Rams. OLB Samson Ebukam had a monster game in the team's Week 11 contest against the Chiefs. Ebukam recorded a sack, an interception and scored two defensive touchdowns, including a pick-six, the second for the Rams this season. LB Cory Littleton recorded two picks and scored one touchdown in Week 17.

Most Interception Return for TDs Since Start of 2017 Season

Team	INTs	TDs
1. Chicago Bears	35	7
2t. Los Angeles Rams	36	6
2t. Cincinnati Bengals	23	6
4t. Houston Texans	26	5
4t. Detroit Lions	26	5
4t. New York Giants	29	5

BEST OF THE BEST

Since Head Coach Sean McVay took over, the Rams have been amongst the best in the NFL in numerous offensive, defensive and special teams rankings. Below is a list of several categories that the Rams are ranked top three in the league over the past two seasons combined under Head Coach Sean McVay.

Top Rams Rankings in the NFL (2017-2018)

Rams Critical Variables	Rams Result	NFL Rank
Team Wins-Losses	24-8	Tied 1st
Team Point Differential	+292	1st
Team Turnover Differential	+18	3rd

Rams Offense	Rams Result	NFL Rank
Points/Game	31.4	1st
Points/Off Takeaways	239	1st
Red Zone TDs	84	1st
Red Zone Drives	149	1st
Yards/Reception	12.7	Tied 1st
Average Drive Start (all drives)	31.3	1st
Receiving 1st Down Percentage	61%	2nd
Rushing TDs	40	2nd
YAC/Reception	6.2	2nd
Explosive Plays (12+ rush, 16+ pass)	274	2nd
Passing Yards/Attempt	8.1	2nd
Explosive Passes (12+ pass)	195	3rd
Interceptions	19	3rd
Yards/Game	392	3rd
Points/Drive	2.65	3rd

Rams Defense	Rams Result	NFL Rank
Takeaways	58	Tied 1st
Interceptions	36	1st
Fumble Recoveries	22	3rd

Rams Special Teams	Rams Result	NFL Rank
Punts/Net Average	43.8	1st
Punts/Percent Inside 20	47%	1st
Punt Blocks	5	1st
Opponent Net Punt Average	38%	2nd
Punts	108	2nd
Opponent Punt Return Yards	256	2nd
Kickoff/Average	64.0	2nd
Punts/Gross Average	47.3	3rd
Kickoff Return/Average Start	26.5	3rd
Kickoff/Touchback Percentage	74%	3rd

FOLLOW OUR LEAD

The Los Angeles Rams haven't had to worry much about making a comeback since Head Coach Sean McVay arrived in 2017. Through two seasons, opposing teams have spent a total of 601 minutes and 41 seconds trailing the Rams. The time stamp is equivalent to just over 40 quarters of playing time. Additionally, the Rams have had 13 games in the two seasons where they haven't trailed their opponents the entire game.

McVay and the Rams haven't trailed their divisional opponents during the entirety of the game for seven-of-12 games played.

Games Where Rams Never Trailed Their Opponents (McVay Era)

Season, Week, Opponent	Opp. Trailing Time
2017, Week 1, vs. Indianapolis Colts	25:35
2017, Week 3, at San Francisco 49ers	30:09
2017, Week 7, vs. Arizona Cardinals	16:03
2017, Week 9, at New York Giants	27:15
2017, Week 12, vs. New Orleans Saints	24:34
2017, Week 13, at Arizona Cardinals	31:02
2017, Week 15, at Seattle Seahawks	21:50
2018, Week 2, vs. Arizona Cardinals	20:01
2018, Week 3, vs. Los Angeles Chargers	24:48
2018, Week 6, at Denver Broncos	23:16
2018, Week 7, at San Francisco 49ers	24:09
2018, Week 13, at Detroit Lions	26:15
2018, Week 17, vs. San Francisco 49ers	26:15

RAMS TEAM NOTES



HONOR ROLL

In his first game of the 2018 season, K Greg Zuerlein connected on four-of-five field goal attempts, including a 55-yarder from the dirt to earn the first player of the week honors for the Rams during the 2018 season. Two weeks later, DB Blake Countess was named the Special Teams Player of the Week for his Week 3 efforts in which he returned a blocked punt for a touchdown and returned two kickoffs for 51 yards (25.5 yards/return).

QB Jared Goff earned his second-career NFC Player of the Week accolades after posting career numbers against the Vikings in a Week 4 game. Two days later, Goff was named the NFC's Offensive Player of the Month for September.

RB Todd Gurley II received his first 2018 Player of the Week accolades following a Week 6 performance at Denver which featured him rushing a career-high 208 yards and two touchdowns. Gurley went on to win Offensive Player of the Month for October. Gurley was named NFC POW for a Week 13 effort.

DT Aaron Donald received his first Player of the Week Accolades since the 2016 season, after establishing a career-high 4.0 sacks against the 49ers in a Week 7 win. Donald earned his first-career Player of the Month accolades for October 2018 and again for December 2018. OLB Samson Ebukam earned NFC Defensive Player of the Week accolades following his 1.0 sack, one interception and two touchdown game against the Chiefs in Week 11. Donald was named Week 16 POW for a 3.0 sack performance against the Cardinals.

There were five Rams honored 10 times during the 2017 campaign with two NFC Special Teams Players of the Week, four NFC Offensive Players of the Week, one NFC Defensive Player of the Week, two NFC Offensive Players of the Month and two Special Teams Players of the Month. Gurley's six touchdowns led the NFC and were tied for first in the NFL in the opening month of the 2017 season. A week after being named NFC Player of the Month for the first three games of the 2017 season, Gurley led the team in rushing (121 yards) and receiving (94 yards) to account for a then career-best 215 yards from scrimmage.

Zuerlein booted his way into the Rams history books in the 2017 Week 4 win over Dallas with a 7-of-7 showing on field goal attempts, establishing a new franchise record for single-game made field goals and posting 23 points. Zuerlein was named the NFC Special Teams Player of the Month for October 2017, his first-career player of the month accolades. Zuerlein continued his hot streak becoming the first player in NFL history to be named the NFC Special Teams Player of the month in back-to-back months.

Player	Award	(Season)
Blake Countess	NFC ST POW	Week 3 (2018)
Aaron Donald	NFC Def POW	Week 1 (2015)
Aaron Donald	NFC Def POW	Week 14 (2015)
Aaron Donald	NFC Def POW	Week 4 (2016)
Aaron Donald	NFC Def POW	Week 7 (2018)
Aaron Donald	NFC Def POM	October (2018)
Aaron Donald	NFC Def POW	Week 16 (2018)
Aaron Donald	NFC Def POM	December (2018)
Samson Ebukam	NFC Def POW	Week 11 (2018)
Jared Goff	NFC Off POW	Week 9 (2017)
Jared Goff	NFC Off POW	Week 4 (2018)
Jared Goff	NFC Off POM	September (2018)
Todd Gurley II	NFC Off POM	September (2017)
Todd Gurley II	NFC Off POW	Week 4 (2017)
Todd Gurley II	NFC Off POW	Week 15 (2017)
Todd Gurley II	NFC Off POW	Week 16 (2017)
Todd Gurley II	NFC Off POW	Week 6 (2018)
Todd Gurley II	NFC Off POM	October (2018)
Todd Gurley II	NFC Off POW	Week 13 (2018)
Johnny Hekker	NFC ST POW	Week 5 (2012)
Johnny Hekker	NFC ST POW	Week 10 (2016)
Johnny Hekker	NFC ST POM	December (2016)
Nickell Robey-Coleman	AFC Def POW	Week 5 (2016)
Greg Zuerlein	NFC ST POW	Week 4 (2012)
Greg Zuerlein	NFC ST POW	Week 13 (2012)
Greg Zuerlein	NFC ST POW	Week 11 (2014)
Greg Zuerlein	NFC ST POW	Week 4 (2017)
Greg Zuerlein	NFC ST POM	October (2017)
Greg Zuerlein	NFC ST POM	November (2017)
Greg Zuerlein	NFC ST POW	Week 1 (2018)

COACH 'EM UP

Rams Head Coach Sean McVay took over a team that was coming off of a 4-12 season and ranked 32nd in scoring and helped transform it into the No. 1 scoring team in the league and helped secure the franchise's first NFC West title since 2003.

Due to his excellent first season and his instrumental part in revamping the Rams offense, McVay was chosen as the Associated Press Coach of the Year for 2017. He is the fourth head coach in franchise history to achieve this honor.



HC Sean McVay

The last Rams head coach to win the award was Dick Vermeil in 1999.

Vermeil helped guide the Rams to a 13-3 record, winning the NFC West and culminating with the franchise's lone Super Bowl victory over the Titans, 23-16, in Super Bowl XXXIV. Chuck Knox was the only other rookie head coach in franchise history to win the award.

The first Rams head coach to ever win the AP Coach of the Year was George Allen in 1967. Allen guided the Rams to an 11-1-2 record in his second year as head coach. Allen's Rams would eventually lose to the Green Bay Packers, 28-7, in the Divisional Round.

McVay became the youngest coach in NFL history to win the Associated Press Coach of the Year award. McVay was 31 years old during the team's final game of the season. Previously, Don Shula (34 years old) was the youngest coach to win the award.

Youngest Coaches to Win AP Coach of the Year

Coach, Year, Team	Age
1. Sean McVay, 2017, LA	31
2. Don Shula, 1964, Baltimore Colts	34

McVay became the seventh active head coach to win the Associated Press Coach of the Year Award. McVay is 2-0 against the coaches on this list. The Rams defeated Jason Garrett and the Cowboys, 35-30 in Week 4 and they defeated Sean Payton and the Saints, 26-20 in Week 12.

Active AP Coach of the Year Winners

Coach, Team Won With	Year(s) won AP Award
Sean McVay, LA	2017
Jason Garrett, Dal	2016
Ron Rivera, Car	2015 & 2013
Bill Belichick, NE	2010, 2007 & 2003
Marvin Lewis, Cin	2009
Sean Payton, NO	2006
Andy Reid, Phi	2002

THAT'S MY COACH

Head Coach Sean McVay's record through the first 32 regular season games of his coaching tenure is one of the best starts of all coaches hired since 2000.

McVay won 24-of-32 games during his first two regular seasons as a head coach. He trails only former 49ers Head Coach Jim Harbaugh for the most wins through the first two seasons. Harbaugh had a tie in his first two years as a head coach.

Most Wins as Head Coach Through First 32 Games since 2000

Team	W-L	Win %
1. Jim Harbaugh, SF	24-7-1	77%
2t. Sean McVay, LA	24-8	75%
2t. Jim Caldwell, Ind	24-8	75%
2t. Mike Martz, StL	24-8	75%

RAMS PLAYOFF NOTES



AGE IS JUST A NUMBER

According to the Elias Sports Bureau, Rams Head Coach Sean McVay became the youngest coach to win his division (since 1970), during the 2017 season, win the NFC West and youngest head coach to ever make the NFL playoffs a season ago. McVay was just 31 years old in his first season as head coach of the Rams and 32 years old for the 2018 season.



HC Sean McVay

Below is a look at the previous youngest head coaches in the aforementioned categories.

Previous youngest head coach to win NFC West: Dick Nolan, San Francisco, 1970 – 38 years, 269 days old on last day of regular season.

Previous youngest head coach to win his division (since 1970): John Madden, Oakland, 1970 – 34 years, 254 days old on last day of regular season.

Previous youngest head coach to appear in a postseason game: Ray Flaherty, Dec. 13, 1936: 33 years, 103 days old.

ROUND-BY-ROUND BREAKDOWN


This is the 29th playoff berth in franchise history. Los Angeles has a 19-25 postseason record and they are 11-8 in home playoff games.

This is the second time that the Rams will be in the playoffs since 2005 when they defeated the Seahawks, 27-20, on Jan. 8, 2005 in the Wild Card Round and fell to Atlanta, 47-17, on Jan. 15, 2005 in the Divisional Round.

Round	Overall	Home	Away
Wild Card	3-6	0-2	3-4
Divisional	10-8	7-2	3-6
Conference	5-9	4-4	1-5
Super Bowl	1-2	N/A	N/A
Totals	19-25	11-8	7-15

*Played in three Super Bowls in a neutral location with a 1-2 record.

WADE'ING FOR THE PLAYOFFS



DC Wade Phillips

Since joining the Denver Broncos for his first stint with the organization in 1989, the last eight teams Defensive Coordinator Wade Phillips has joined either as a defensive coordinator or head coach have all made the playoffs in his first season with the team.

Prior to joining the L.A. coaching staff, Phillips helped the Denver Broncos to a Super Bowl 50 title in his second stint with the Broncos organization, this time serving as the team's defensive coordinator.

Phillips, who is in his 41st year coaching in the NFL, will make his 21st appearance in the post season following the 2018 regular season.

In his 20 playoff campaigns, Phillips' teams have a 15-19 overall record with two Super Bowl appearances and one Super Bowl title.

Coach Phillips' Playoff Berth in First Season with Team

Team	Year
Denver Broncos	1989
Buffalo Bills	1995
Atlanta Falcons	2002
San Diego Chargers	2004
Dallas Cowboys	2007
Houston Texans	2011
Denver Broncos	2015
Los Angeles Rams	2017

MAKING THE BEST OF IT

The Los Angeles Rams are only the second team in NFL history to host a playoff game in a temporary stadium and the first team in NFL history to host a playoff game in back-to-back seasons in a temporary venue. The Los Angeles Memorial Coliseum is a venue the franchise is calling home until their new stadium is completed for the start of the 2020 NFL season.

The Rams posted a 13-3 record in 2018, the third-of-four seasons at Los Angeles Memorial Coliseum, won the NFC West and earned the No. 2 seed in the 2019 NFC Playoffs.

L.A. finished the 2017 season with an 11-5 record and won the NFC West. The Rams hosted the defending NFC Champion Atlanta Falcons in last year's Wild Card Round at the Coliseum and fell by a score of 26-13.

In 2015, the Minnesota Vikings finished their second season of a two-year stint at TCF Bank Stadium on the campus of the University of Minnesota. The Vikings hosted the Seattle Seahawks in the third-coldest game in NFL history, a game Minnesota lost by a score of 10-9.

Last year's Wild Card game marked the Rams first playoff game at the Los Angeles Memorial Coliseum since January 7, 1979, when the Rams lost to the Dallas Cowboys in the NFC Championship Game.

RAMS OFFENSIVE NOTES



THREE'S COMPANY

Through Weeks 1-7 of the 2018 season, RB Todd Gurley II scored three touchdowns in three different games, marking the fifth time since 1950 a player had three, three-score games in the team's first seven games.

Hall of Famer Jim Brown (1958), Emerson Boozer (1972) and Priest Holmes (2002, 2004) all achieved the feat. Brown earned MVP honors following the 1958 season, while Holmes brought home NFL Offensive Player of the Year accolades following the 2002 campaign.

Gurley scored three touchdowns against the Cardinals in Week 2, at Seattle in Week 5 and at San Francisco in a Week 7 contest.

Gurley has five games in his career with at least three touchdowns and scored a career-best four touchdowns against the Seahawks in a 2017 Week 15 win at CenturyLink Field.



RB Todd Gurley II performing a trust fall as a touchdown celebration with WR Robert Woods and G Rodger Saffold III

TOP OF THE PACK TODD

A season after being an MVP candidate and earning Offensive Player of the Year accolades, Rams RB Todd Gurley II continued his dominance into the 2018 season.

Gurley finished amongst the best in the NFL in essentially every major rushing category including rushing yards (1,251, 3rd), rush yards per game (89.4, 2nd) and 10-plus yard rushes (35, 2nd) during the 2018 regular season.

The former Georgia Bulldog also added 580 receiving yards and four receiving touchdowns. Gurley ranked fourth in the league in scrimmage yards (1,831), led the league in rushing touchdowns (17) and scrimmage touchdowns (21) and finished fourth in total points scored (132) despite playing only 14 games this season.



RB Todd Gurley II

A NOSE FOR THE RED ZONE

The Los Angeles Rams finished the 2018 regular season leading in red zone drives after creating 80 different opportunities to score within 20 yards of the end zone. Of those 80 drives in the red zone, the Rams offense has converted 88.8 percent of the drives into points.

Most Red Zone Drives in 2018

Team	Red Zone Drives
1. Los Angeles Rams	80
2. Kansas City Chiefs	71
3. New Orleans Saints	69
4. Indianapolis Colts	64
5t. Tampa Bay Buccaneers	60
5t. Houston Texans	60

SCORING BY ANY MEANS

The Rams lit up the scoreboard with the third-most scrimmage touchdowns (55) during the 2018 regular season. However, they also ranked highly in non-offensive touchdowns and were only one-of-six teams with at least five this season.

Non-Offensive Touchdown Leaders (2018)

Team	Total	Non-Offense
1. Chicago Bears	50	6
2t. Kansas City Chiefs	71	5
2t. Los Angeles Rams	60	5
2t. Cincinnati Bengals	45	5
2t. Miami Dolphins	38	5
2t. New York Jets	34	5

Four of L.A.'s five non-offensive scores this season came against AFC West opponents. The Rams' three pick-sixes were tied for the second-most (seven teams) in the NFL this season.

Rams Non-Offensive Touchdowns (2018)

Play Description	Opponent	Result
M. Peters 50-yard INT return	OAK	W, 33-13
B.Countess 0-yard punt block recovery	LAC	W, 35-23
S. Ebukam 11-yard fumble recovery	KC	W, 54-51
S. Ebukam 25-yard INT return	KC	W, 54-51
C.Littleton 19-yard INT return	SF	W, 48-32

2018 Rushing Yards Leaders

Player	Rushing Yards
1. Ezekiel Elliott, Dal	1,434
2. Saquon Barkley, NYG	1,307
3. Todd Gurley II, LA	1,251
4. Joe Mixon, Cin	1,168
5. Chris Carson, Sea	1,151

2018 Rushing Yards Per Game Leaders (Min. 6 Games)

Player	Rushing Yards Per Game
1. Ezekiel Elliott, Dal	95.6
2. Todd Gurley II, LA	89.4
3. Joe Mixon, Cin	83.4
4. Chris Carson, Sea	82.2
5. Saquon Barkley, NYG	81.7

2018 10-Plus Yard Rush Leaders

Player	10+ Rushes
1. Ezekiel Elliott, Dal	41
2. Todd Gurley II, LA	35
3. Joe Mixon, Cin	34
4. Chris Carson, Sea	33
5t. Christian McCaffrey, Car	31
5t. Saquon Barkley, NYG	31

2018 Rushing Touchdown Leaders

Player	Rushing TDs
1. Todd Gurley II, LA	17
2. Alvin Kamara, NO	14
3t. James Connor, Pit	12
3t. Derrick Henry, Ten	12

2018 Scrimmage Yards Leaders

Player	Scrimmage Yards
1. Saquon Barkley, NYG	2,028
2. Ezekiel Elliott, Dal	2,001
3. Christian McCaffrey, Car	1,965
4. Todd Gurley II, LA	1,831
5. Julio Jones, Atl	1,592

2018 Scrimmage Yards Per Game Leaders

Player	Scrimmage Yards Per Game
1. Ezekiel Elliott, Dal	133.4
2. Todd Gurley II, LA	130.8
3. Saquon Barkley, NYG	126.8
4. Christian McCaffrey, Car	122.8
5. Melvin Gordon, LAC	114.6

2018 Scrimmage Touchdown Leaders

Player	Scrimmage TDs
1. Todd Gurley II, LA	21
2. Alvin Kamara, NO	18
3t. Antonio Brown, Pit	15
3t. Saquon Barkley, NYG	15

RAMS OFFENSIVE NOTES



25 AND UNDER, 8-0 CLUB

Third-year quarterback Jared Goff celebrated his 24th birthday with a 23-20 win in the Mile High City against the Denver Broncos, helping the Rams to their sixth win to start the 2018 season.



QB Jared Goff

The Rams improved to 8-0 before dropping a Week 9 contest at New Orleans. Goff became only the second quarterback in the Super Bowl era to win their teams first eight games of a season all while under the age of 25. He joins Hall of Fame QB Dan Marino (1984 Dolphins) as the only quarterbacks to achieve the feat.

The 1984 Dolphins finished the season 14-2 and advanced to Super Bowl XIX where they fell to the San Francisco 49ers.

Vikings QB Daunte Culpepper started the 2000 season 6-0 while he was under the age of 25, but dropped the next two games.

WINNING BIG

Since Head Coach Sean McVay took over prior to the start of the 2017 season, the Rams have won six games by at least 29 points. Other than the New Orleans Saints (three), no other NFL team has more than two wins of at least 29 points in that time frame.

The Rams big wins have come twice against the Cardinals, once against the 49ers, Seahawks, Giants and the Colts.

The Ravens, Jaguars, Bears, Chargers, Chiefs, Patriots and Cowboys are the only seven teams with two big wins over the past two regular seasons.

Big Wins, Defined As Outscoring a Team by At Least 29 points

Team	29-plus point wins
1. Los Angeles Rams	6
2. New Orleans Saints	3
3t. Jacksonville Jaguars	2
3t. Baltimore Ravens	2
3t. Chicago Bears	2
3t. Los Angeles Chargers	2
3t. Kansas City Chiefs	2
3t. New England Patriots	2
3t. Dallas Cowboys	2

RUNNING THROUGH THE WOODS

WR Robert Woods isn't only good at catching, but also rushing. Amongst all wide receivers throughout the league in 2018, Woods (157) finished third in the league in rushing yards.

Woods had 19 rushing attempts for 157 yards and averaged 8.3 yards per rushing attempt. The former Trojan recorded a 56-yard rushing attempt in a Week 5 win over the Seahawks and a 4-yard rushing touchdown in a Week 16 win over the Cardinals.

Most Rushing Yards by Receiver

Player, Team	Rushing Yards
1. Cordarrelle Patterson, NE	228
2. D.J. Moore, Car	172
3. Robert Woods, LA	157
4. Tyreek Hill, KC	151
5. Julian Edelman, NE	107

WE'RE GOING STREAKING!



RB Todd Gurley II

Rams RB Todd Gurley II had a touchdown streak of 13-straight regular season games from 2017 Week 14 game against the Philadelphia Eagles to Week 10 of the 2018 regular season.

Gurley's streak is a franchise record for the longest consecutive regular season game stretch with a touchdown. In the team's Week 9 loss at New Orleans, Gurley passed Elroy 'Crazylegs' Hirsch who previously held the Rams franchise record for consecutive regular season games with a touchdown, when he went 11-straight games played with a touchdown spanning the 1950-51 seasons.

Hall of Fame RB LaDainian Tomlinson has the longest regular-season touchdown streak since 1970, going 18-straight regular season games with a touchdown from 10/3/04 to 10/16/05.

Additionally, former Bill O.J. Simpson had a 14-game touchdown streak and former Redskin John Riggins, Redskin George Rogers and 49er Jerry Rice all have had 13-game touchdown streaks since 1970.

RUMBLING, BUMBLING, NOT FUMBLING

Ball security is a crucial point of emphasis for Sean McVay's Rams - and L.A. practiced what they preached throughout the regular season.

Rams' ballcarriers have fumbled only 17 times (tied 6th fewest) this season, putting the ball on the ground on 2.06 percent of their total touches (6th fewest).

Fumble/Touch Percentage (2018)

Player	Fum/Lost	Fum/Touch%
1. New England Patriots	11/7	1.29
2. Cincinnati Bengals	11/4	1.59
3. Detroit Lions	14/7	1.80
4. Minnesota Vikings	15/10	1.92
5. Indianapolis Colts	17/9	2.02
6. Los Angeles Rams	17/7	2.06

COOKING ON THE TURF

WR Brandin Cooks made several big catches in 2018. Cooks ended the 2018 regular season sixth in the league in average yards per reception (min. 60 receptions) with 15.1 yards/rec. WR Robert Woods ended the season ranked eighth (14.2).

League Leaders in Average Yards Per Reception (Minimum 60 Receptions)

Player, Team	Avg. Yards./Rec.
1. Mike Evans, TB	17.7
2. Tyreek Hill, KC	16.8
3. T.Y. Hilton, Ind	16.7
4. George Kittle, SF	15.6
5. Kenny Golladay, Det	15.2
6. Brandin Cooks, LA	15.1

RAMS OFFENSIVE NOTES



AN ODE TO THE GREATEST SHOW ON TURF

The Rams Week 4 win over the Vikings featured three receivers each with over 100 yards receiving, which is the first time for the Rams since the 2000 season. Hall of Fame QB Kurt Warner noted similarities between the 2018 Los Angeles Rams and the 1999 Rams, which earned the nickname, the Greatest Show on Turf.

Below is a look at how the Rams 2018 season compares to the Rams 1999 season. Both teams posted a 13-3 record. The 1999 season ended with a 23-16 victory over the Tennessee Titans in Super Bowl XXXIV, which was played in Atlanta, which is also the host city of Super Bowl LIII.



Top: Former WR Isaac Bruce
Bottom: WR Cooper Kupp

1999 Rams Offensive Stats vs. 2018 Rams Offensive Stats

Statistic	1999	2018
Points Scored	526	527
Opponents' Points Score	242	384
Point Differential	+284	+143
Total First Downs	337	401
Rushing First Downs	102	134
Passing First Downs	207	236
First Downs By Penalty	28	31
Third Down Conversions	91/194 (.469)	86/191 (.450)
Total Net Yards	6,412	6,738
Net Passing Yards	4,353	4,507
Yards Per Passing Attempt	8.6	8.3
Rushing Yards	2,059	2,231
Yards Per Rushing Attempt	4.8	4.9

TOP GUN QUARTERBACK



QB Jared Goff

Rams QB Jared Goff improved in each of the first four games of the season. He became the first quarterback in league history to post three consecutive games with over 350 yards passing while completing at least 75 percent of his passes in Weeks 2-4.

Goff established career highs in passing yards (465), quarterback rating (158.3) and passing touchdowns (five) against the Vikings in the team's Week 4 win. In that game, Goff attempted 33 passes, which are the most pass attempts by a QB with a perfect rating in NFL history.

During the 2018 regular season, Goff finished amongst the best in the league in passing yards (4,688, 4th) and yards per attempt (8.36, 4th). His 32 passing touchdowns were tied for the sixth-most during the 2018 season.

2018 NFL Passing Leaders Sorted by Passing Yards

Player	Comp/Att.	Yards	TDs	QB Rating
1. Ben Roethlisberger, Pit	452/675	5,129	34	96.5
2. Patrick Mahomes, KC	383/580	5,097	50	113.8
3. Matt Ryan, Atl	422/608	4,924	35	108.1
4. Jared Goff, LA	364/561	4,688	32	101.1
5. Andrew Luck, Ind	430/639	4,416	39	98.7

COOKS WITH CONSISTENCY



WR Brandin Cooks

Rams WR Brandin Cooks has been a consistent pass catcher since he entered the league in 2014 as a first-round draft pick by the New Orleans Saints.

Cooks posted his first 1,000-plus yard receiving season in 2015 (1,138 yards receiving) and is the only player in NFL history to post three consecutive 1,000-plus yards receiving on three different teams in a three-year span. Cooks has 5,050 career receiving yards on 352 receptions.

Since entering the league in 2014, Cooks ranks sixth in the NFL in 25-yard receptions, hauling in 55 catches of over 25

yards, including eight in 2018.

Most 25-Plus Yard Receptions Since 2014

Player	25-Plus Yard Receptions
1. Antonio Brown, Pit	75
2. T.Y. Hilton, Ind	74
3. Julio Jones, Atl	68
4. DeAndre Hopkins, Hou	61
5. Mike Evans, TB	56
6. Brandin Cooks, LA	55

WARNING! HIGH SPEEDS AHEAD

The Rams roster is deep with speedsters capable of reaching top speeds of 20-plus miles per hour. In 2018, Los Angeles has had 13 players surpass the 20 MPH mark with the ball in their hands or while making a play a total of 25 times.

WR Brandin Cooks and CB Sam Shields have each eclipsed the 21 MPH mark in games this season. Cooks ran a 4.33 40-yard dash at the 2014 NFL Combine, while Shields posted a 4.30 40-yard dash at the 2010 NFL Combine.

Rams Players to Reach 20-plus MPH in 2018

Player	Week	Speed (mph)
1. WR Brandin Cooks	Week 4	21.23
2. CB Sam Shields	Week 11	21.17
3. WR JoJo Natson	Week 2	20.93
4. WR Brandin Cooks	Week 10	20.80
5. S Lamarcus Joyner	Week 10	20.76
6. WR KhaDarel Hodge	Week 16	20.76
7. WR Robert Woods	Week 16	20.74
8. RB Todd Gurley II	Week 6	20.72
9. WR Cooper Kupp	Week 4	20.70
10. WR Cooper Kupp	Week 4	20.58
11. CB Troy Hill	Week 6	20.55
12. WR Josh Reynolds	Week 13	20.49
13. CB Sam Shields	Week 4	20.43
14. CB Sam Shields	Week 16	20.43
15. WR JoJo Natson	Week 16	20.41
16. WR JoJo Natson	Week 2	20.40
17. WR Brandin Cooks	Week 2	20.35
18. WR Brandin Cooks	Week 6	20.25
19. S Marqui Christian	Week 9	20.19
20. WR Brandin Cooks	Week 11	20.15
21. WR Brandin Cooks	Week 16	20.15
22. CB Marcus Peters	Week 15	20.09
23. CB Troy Hill	Week 10	20.07
24. WR Pharoh Cooper	Week 1	20.03
25. RB Todd Gurley II	Week 9	20.00

RAMS OFFENSIVE NOTES



LINING THEM UP

This season the Rams used four-of-five returning starters from a season ago and started the same five offensive linemen for all 16 games of the 2018 regular season, building on the continuity the unit established last year.

During the 2018 season, L.A. allowed 33 sacks, tied for the eighth-fewest sacks allowed during the regular season.

Of L.A.'s 1,100 offensive snaps during the 2018 regular season, all five starters played at least 90 percent of the time while two - Austin Blythe and Rob Havenstein - played every regular season snap.



C John Sullivan

In 2017, four Rams offensive linemen cracked the top-10 for the most total snaps played by a lineman in a single season in franchise history, including G Jamon Brown whose 1,127 snaps were the most by an offensive lineman in Rams history.

One of Head Coach Sean McVay's first tasks was shoring up the Rams offensive line - a unit that saw six different starting combinations during the 2016 campaign. The Rams were the only team in the NFL to use the same five starting offensive linemen in 15 of their contests last season before resting starters during Week 17.

GOING GOFF IN THE SCORING COLUMN



QB Jared Goff

QB Jared Goff became the first player in league history to pass for at least 350 yards while completing at least 75 percent of his passes in three consecutive games, capped off with one of the best performances by a quarterback in league history in the team's Week 4 win over the Minnesota Vikings.

Against the Vikings, Goff established career highs in passing yards (465), passing touchdowns (5) and quarterback rating (158.3). Goff attempted 33 passes, which are the most pass attempts by a QB with a perfect rating in NFL history.

During the 2018 regular season, Goff was amongst the best in the league in passing yards (4,688, 4th), yards per attempt (8.4, 4th), and QB rating (101.1, 8th). His 32 passing touchdowns were tied for the sixth-most with Drew Brees and Philip Rivers.

WRs Robert Woods and Cooper Kupp have emerged as Goff's favorite end zone targets. Kupp has caught 11 touchdowns from Goff in his first 23 NFL games before being placed on IR.

Goff was one of only four quarterbacks to pass for over 300 yards with four passing touchdowns a season ago in the team's 51-17 win over the New York Giants.

In his first road start of his sophomore campaign, a Thursday Night game at San Francisco, the Cal product had what was then his most efficient day in the NFL, completing 22-of-28 passing attempts (79 percent) for 292 yards, three touchdowns and no interceptions with a 145.8 QB rating, earning his first road victory.

Goff threw three touchdowns in the first half of his first-career road start as a rookie in a Week 12 matchup with the New Orleans Saints in 2016, becoming the third rookie to throw three touchdowns in their first-career road start over the past 20 years.

Jared Goff Career TD Passes by Receiver

Receiver	TD Passes
Cooper Kupp	11
Robert Woods	11
Todd Gurley II	10
Sammy Watkins	8
Josh Reynolds	6
Brandin Cooks	5
Gerald Everett	5
Tyler Higbee	4
Kenny Britt	2
Malcolm Brown	1
Tavon Austin	1
Lance Kendricks	1
Total	65



THE LONGEST YARD



RB Todd Gurley II

During the 2018 regular season, the Los Angeles Rams finished second in the league in scrimmage yards (6,961). The Rams also finished second in the league in scrimmage yards per game (435.1), scored the third-most scrimmage touchdowns (55) and were tied for the fourth-most in scrimmage yards per touch (8.4).

The Rams offense amassed over 500 yards of offense in consecutive weeks (Weeks 3-4), including 556 yards in the team's Week 4 win over the Vikings, in which they averaged over 10 yards per play. The two games with over 500 yards were the

first two 500-plus yard outings by the Rams since Head Coach Sean McVay took over in 2017.

Individually, RB Todd Gurley II finished fourth in the league in scrimmage yards (1,831), led the league in scrimmage touchdowns (21) and averaged 5.8 scrimmage yards per touch and 130.8 yards from scrimmage per game in his 14 games played during the 2018 campaign.

2018 NFL Scrimmage Yardage Leaders Sorted by Scrimmage Yards

Team	Scrim. Yards	Yards/Touch	Yards/Game
1. Kansas City Chiefs	6,981	9.0	436.3
2. Los Angeles Rams	6,961	8.4	435.1
3. Tampa Bay Bucs	6,881	8.6	430.1
4. Pittsburgh Steelers	6,619	8.2	413.7
5. Atlanta Falcons	6,522	8.5	407.6

WOODS MOVES THE STICKS

Throughout the 2018 regular season, WR Robert Woods helped the Rams offense continue driving down the field by making catches for a first down. Woods finished with a total of 66 receptions that resulted in a first down, ranking him tied for eighth in the league. Among the receivers with at least 70 receptions this season, the second-year Ram (76.7 percent) ranked third in average percentage in first down gains per reception.

Highest Percentage in First Downs Per Reception (Min. 70 Receptions)

Player, Team	Percentage
1. Mike Evans, TB	79.1
2. Kenny Golladay, Det	78.6
3. Robert Woods, LA	76.7
4. T.Y. Hilton, Ind	72.4
5. Tyler Boyd, Cin	71.1

RAMS OFFENSIVE NOTES



FINDING FIRST DOWNS

The Los Angeles Rams moved the ball on offense during the 2018 regular season. L.A. led the league with 401 first downs, 74 more than the league average of 307 and 51 more than the average of all teams that qualified for the 2018 playoffs (350).

Of the Rams' 401 first downs, L.A. had 134 rushing first downs, 236 passing first downs and gained 31 first downs via penalty.

Teams	First Downs
1. Los Angeles Rams	401
2. Tampa Bay Bucs	388
3. Kansas City Chiefs	384
4. Pittsburgh Steelers	378
5. New Orleans Saints	377

MULTI-SCORE THREAT

Since entering the league in 2015, RB Todd Gurley II leads all running backs with 13 games of scoring multiple rushing touchdowns.

In those 13 games, Gurley has run 259 times for 1,343 yards (694 after contact), 77 first downs, 29 touchdowns and averaged 5.2 yards per carry.

Multiple Rushing TD Performances since 2015

Player, Team	Multi-TD Games
1. Todd Gurley II, LA	13
2. David Johnson, Ari	8
3t. Ezekiel Elliott, Dal	7
3t. Carlos Hyde, Jax	7
3t. Mark Ingram II, NO	7
3t. LeGarrette Blount, Det	7

TREMENDOUS THIRD DOWNS

L.A. faced 191 third downs during the 2018 regular season and converted 86 of those attempts (45.0 percent), which was the fifth-best third-down conversion rate in the NFL.

In the team's Week 4 contest against the Vikings, the Rams only faced six third down attempts, the fewest third down plays by L.A. this season.

2018 Third Down Conversions

Team	3rd downs	Converted	Percentage
1. Indianapolis Colts	214	104	48.6%
2. Kansas City Chiefs	176	83	47.2%
3. Tampa Bay Bucs	187	86	46.0%
4. Atlanta Falcons	203	92	45.3%
5. Los Angeles Rams	191	86	45.0%

TRIPLE THREAT TODD

RB Todd Gurley II scored three rushing touchdowns against the Seattle Seahawks in the team's 33-31 Week 5 win, marking Gurley's third-career three rushing touchdown game. He joins Hall of Fame company in Eric Dickerson and Marshall Faulk as the only Rams running backs with at least three, three rushing touchdown games in franchise history.



RB Todd Gurley II

Most Three Rushing Touchdown Games in Franchise History

Player	3 Rushing TD Games
1. Marshall Faulk	6
2. Eric Dickerson	4
3. Todd Gurley II	3

SCORING SUMMARIES



WR Josh Reynolds

During the 2018 campaign, the Rams outscored their opponents 527-384 with an average margin of victory of 13.0 points. The 527 points were the second-most in the league during the 2018 regular season, while the 143 point differential was the third-best in the league in 2018.

The Los Angeles Rams defense didn't allow a fourth quarter touchdown through the first five games of the season and allowed only 82 fourth quarter points, the sixth-fewest fourth quarter points allowed in the NFL in 2018. The Rams outscored opponents by 60 points in the second half of games, the third-best second-half differential in the NFL.

2018 Scoring Differential

Team	Scored	Allowed	Differential
1. New Orleans Saints	504	353	151
2. Kansas City Chiefs	565	421	144
3. Los Angeles Rams	527	384	143
4. Chicago Bears	421	283	138
5. New England Patriots	436	325	111

2018 Scoring Differential By Quarter

Team	1Q	2Q	3Q	4Q
1. New Orleans Saints	-17	60	23	79
2. Kansas City Chiefs	91	19	36	-5
3. Los Angeles Rams	21	62	25	35
4. Chicago Bears	47	80	16	1
5. New England Patriots	8	76	-6	33

YACITY YAC, DON'T COME BACK

Since entering the league in 2015, RB Todd Gurley II leads the NFL by a wide margin in rushing yards gained after first contact.

Gurley tallied at least 587 rushing yards after contact (YAC) in each of his first three pro campaigns. With 617 yards (2nd most) after contact during the 2018 season, Gurley surpassed that mark for the fourth consecutive season.

In 2017, the Rams dual-threat back also led the NFL in receiving yards after first contact (262) and combined yards after first contact (882 - rushing and receiving).

Rushing Yards After First Contact (2015-present)

Player	Rush YAC
1. Todd Gurley II	2,503
2. Frank Gore	2,001
3. Mark Ingram II	1,991

COOKS UP A STREAK

WR Brandin Cooks posted at least 100 yards receiving in three-straight games, from Weeks 9-11, which is tied for the fifth-longest 100-yard game streak in franchise history. Isaac Bruce had 100-yard game streaks of four and six in his Rams tenure.

Cooks posted five 100-yard games in his first season as a member of the Los Angeles Rams.

Most Consecutive 100-Yard Games in Franchise History

Player	Streak	Year
1. Isaac Bruce	6 games	1995
2t. Elroy Hirsch	5 games	1951
2t. Bob Boyd	5 games	1954
4. Isaac Bruce	4 games	2004
5t. Brandin Cooks	3 games	2018
5t. Torry Holt	3 games	2003
5t. Torry Holt	3 games	2000
5t. Torry Holt	3 games	2000 (spanned two seasons)

RAMS OFFENSIVE NOTES



THREE IS THE MAGIC NUMBER

The Los Angeles Rams averaged 30:42 minutes of possession per game during the 2018 regular season, thanks to a league-low 10.4 percent of their offensive drives ending in three-and-outs.

After going three-and-out on the first series of the season at Oakland, the Rams didn't have another three-and-out until the team's Week 4 game against the Vikings.

Of the Rams' 183 offensive series during the regular season, there were only 19 three-and-outs, meaning the Rams went three-and-out on only 10.4 percent of the offensive drives. L.A. was the only team in the league to go three-and-out less than 13 percent (10.4 percent) of their offensive drives. New Orleans had the league's second-best three-and-out percentage (13.1 percent). The Jets had the worst three-and-out percentage at 29.6 during the 2018 season.



WR Cooper Kupp

Team	2018 Three-And-Out Drives	Off. Series	3-&-outs	Percentage
1. Los Angeles Rams	183	19	10.4%	
2. New Orleans Saints	168	22	13.1%	
3. Tampa Bay Bucs	184	25	13.6%	
4. Kansas City Chiefs	170	26	15.3%	
5. Pittsburgh Steelers	182	30	16.5%	

OFFENSIVE EXPLOSION

Under Head Coach Sean McVay, the Rams have shown a knack for creating explosive plays in all phases of the game. During the 2018 regular season, L.A. recorded 115 explosive plays, an average of over seven per game.

During the 2017 regular season, the Rams tallied 105 total explosive plays, 30 of which came during the second quarter of play - the most in any single quarter a season ago.

**Explosive plays are defined as 20-plus yard passes, rushes, receptions or returns.*

Player	Team	Rams 2018 Explosive Plays (by Player)	Explosive Plays
QB Jared Goff			69
WR Brandin Cooks			22
WR Robert Woods			21
RB Todd Gurley II			16
DB Blake Countess			9
WR Cooper Kupp			9
WR Pharoh Cooper			8
WR JoJo Natson			7
WR Josh Reynolds			6
TE Gerald Everett			4
TE Tyler Higbee			3
RB C.J. Anderson			2
CB Marcus Peters			2
CB Aqib Talib			2
CB Sam Shields			1
OLB Samson Ebukam			1
S John Johnson III			1
LB Cory Littleton			1

Player	Team	Rams 2018 Explosive Plays (by Quarter)	Explosive Plays
First Quarter			24
Second Quarter			29
Third Quarter			34
Fourth Quarter			28
Total			115

MASTERS OF SEPARATION

Rams pass catchers have provided QB Jared Goff plenty of space to throw into this season. Among all eligible L.A. receivers (min. 10 targets), RB Todd Gurley II led the way with 4.80 yards of separation at the time of throw during the 2018 campaign.

Player	Rams Average Yards of Separation at Throw (2018)	Avg. Yards
RB Todd Gurley II		4.80
TE Gerald Everett		4.15
WR Cooper Kupp		3.86
WR Robert Woods		3.69
WR Josh Reynolds		3.68
TE Tyler Higbee		3.64
WR Brandin Cooks		3.03

NIXING THE BLITZING

Since entering the league in 2016, QB Jared Goff has picked apart opponents' blitzes. He holds the fifth-highest passer rating among signal callers with at least 200 passing attempts against the blitz. Goff is one of only six QBs with a rating over 100.0 in that time.

The Rams quarterback has also benefited from avoiding negative plays. Goff has thrown only five interceptions (tied-sixth fewest) and his 24 sacks taken are the tenth-fewest during that span.

In 2018, Goff's 105.2 passer rating against the blitz ranked sixth among all quarterbacks with at least 50 attempts.

Player	Highest Passer Rating vs. the Blitz Since 2016	TD/INT	Rating
1. Deshaun Watson		12/2	109.6
2. Matt Ryan		32/6	105.9
3. Tom Brady		27/6	105.1
4. Drew Brees		23/8	104.8
5. Jared Goff		22/5	104.5

BOBBY TREES GETTING 60 CONSISTENTLY



WR Robert Woods

Wide receiver Robert Woods reached the 1,000-yard mark for the first season in his career in a 2018 Week 14 contest in Chicago.

Woods reached the milestone delivering week-to-week in consistent fashion this season and that trend has continued through the 2018 regular season.

Woods became just the fourth player in NFL history to record 14-straight games with at least 60 yards receiving (Weeks 2-16), joining Antonio Brown, Andre Johnson and

Marvin Harrison as some of the most consistent wide receivers in a single season in NFL history.

The former USC Trojan finished the season with a team-best 86 receptions for 1,219 yards with six receiving touchdowns. Woods average 79.2 receiving yards per game and 14.2 yards per reception in his second season with the Rams in 2018.

RAMS OFFENSIVE NOTES




SECOND HALF SUCCESS

Since Head Coach Sean McVay took over control of the Rams in 2017, L.A. has been amongst the best at making adjustments at halftime and outscoring their opponents in the second half.

Through the 2018 regular season, the Rams outscored their opponents by 35 points in the fourth quarter, continuing a trend set in motion a season ago of second-half success.

The Los Angeles Rams outscored the Oakland Raiders 10-0 in the third quarter of the teams' 2018 Week 1 contest. L.A. followed it up outscoring the Cardinals 8-0 in the third quarter of the teams' Week 2 contest at the Coliseum. The Rams outscored their first three opponents 32-7 in the third quarter.



K Greg Zuerlein

2018 Fourth Quarter Points Differential Leaders			
Team	Scored	Allowed	Differential
1. New Orleans Saints	162	83	+79
2. Indianapolis Colts	125	83	+42
3. Tennessee Titans	101	62	+39
4. Houston Texans	110	72	+38
5t. Cincinnati Bengals	119	84	+35
5t. Los Angeles Rams	117	82	+35

The Rams were the third-best second-half team in football during the 2018 regular season. L.A. outscored its opponents 248-188 in the second half of its 16 games. The +60 point second half differential was the third-best in the NFL this season.

2018 Second Half Point Differential Leaders			
Team	Scored	Allowed	Differential
1. New Orleans Saints	256	154	+102
2. Baltimore Ravens	193	111	+82
3. Los Angeles Rams	248	188	+60
4. Seattle Seahawks	221	167	+54
5t. Indianapolis Colts	212	163	+49
5t. Philadelphia Eagles	216	167	+49

PASSING LEADERS

The Los Angeles Rams amassed 4,730 gross yards passing during the 2018 regular season, thanks in large part to a passing attack that has stretched the field.

During the 2018 campaign, the Rams average 8.33 yards per passing attempt, the fourth-best average in the league and 40 completions of over 25 yards, the second-most in the league this season.

Average Yards Per Passing Attempt (2018)	
Team	Yards/Passing Att.
1. Kansas City Chiefs	8.79
2. Tampa Bay Bucs	8.57
3. Los Angeles Chargers	8.43
4. Los Angeles Rams	8.33
5. Houston Texans	8.23

BRING 'EM OUT, BRING 'EM OUT

Since 2017, the Los Angeles Rams offense have been starting their offensive drives with great field position. The Rams are ranked first in the league in average starting field position with starting their drives at an average of 31.3-yard line

Average Starting Field Position for Offenses Since 2017	
Team	Field Position
1. Los Angeles Rams	31.3
2. Baltimore Ravens	31.0
3. New Orleans Saints	30.3
5t. Kansas City Chiefs	29.8
5t. Minnesota Vikings	29.8

LET'S SCORE SOME MORE



RB Todd Gurley II

Despite missing the last two games of the regular season, RB Todd Gurley II posted the fifth-most points during the 2018 season with 132 points, which was the highest-scoring output by a non-kicker during the 2018 season. Saints RB Alvin Kamara is the next closest non-kicker, he scored 114 points and averaged 7.6 points per game.

Gurley had a 22-point effort in the team's 34-0 Week 2 win over the Cardinals and an 18-point game against the Seahawks in Week 5 and the 49ers in Week 7.

Since entering the league in 2015, Gurley leads the league in touchdowns (56) with 46 rushing touchdowns and 10 receiving touchdowns. His 342 total points since 2015 are the 21st-most points scored in that time frame and the most by a non-kicker.

2018 NFL Individual Leading Scorers	
Player	Total Points
1. K Ka'imi Fairbairn, Hou	150
2. K Justin Tucker, Bal	141
3. K Harrison Butker, KC	137
4. K Wil Lutz, NO	136
5. RB Todd Gurley II, LA	132

Despite only playing in 14 games in 2017, K Greg Zuerlein still led the league in total points scored during the 2017 regular season with 158 points scored. Zuerlein kicked off the 2018 season with a 15-point effort at Oakland in the team's Week 1 game. Zuerlein fell two points shy of former RB Marshall Faulk for the second-best single season scoring (160 points in 2000) and five points shy of former K Jeff Wilkins for the highest scoring season by a Ram in franchise history (163 points in 2003). Former Chargers RB LaDainian Tomlinson holds the NFL single season record with 186 points scored in 2006.

Gurley finished 13th in the NFL in 2017 with 114 points scored, the highest total by a non-kicker.

2017 NFL Individual Leading Scorers	
Player	Total Points
1. Greg Zuerlein, LA	158
2. Stephen Gostkowski, NE	156
3. Robbie Gould, SF	145
4. Chris Boswell, Pit	142
5. Harrison Butker, KC	142

TEN AND TEN AGAIN

Led by QB Jared Goff and RB Todd Gurley II, the Rams offense ranked first in the NFL in offensive plays of 10-plus yards during the 2018 regular season. L.A. has scored 22 of their 54 offensive touchdowns (41 percent) on plays of the 10-plus yard variety.

Most Offensive Plays of 10+ Yards (2018)	
Team	Plays
1. Los Angeles Rams	266
2. Tampa Bay Buccaneers	263
3. Kansas City Chiefs	251
4. Atlanta Falcons	250
5. Los Angeles Chargers	247

AD FOR MVP



ALL-DAY DOMINANCE

Rams DT Aaron Donald led the NFL in sacks (20.5) during the 2018 season, marking the first time in his career he led the league in the category. Donald posted a career-best 4.0 sacks in Week 7 against the San Francisco 49ers. L.A. is 18-0 since Sean McVay and Wade Phillips arrived in 2017 when Donald records a sack. Donald had three-straight games with multiple sacks from Weeks 10-13 and has posted seven multi-sack games this season on his way to establishing a Rams record 20.5 sacks in a single-season.



DT Aaron Donald

Donald, who is in his fifth NFL season, has recorded at least 8.0 sacks in each of his first five NFL seasons, including a then career-best 11.0 sacks in 2015 and 2017. Former Rams DT and current analyst D'Marco Farr previously held the franchise record for single-season sacks by a defensive tackle (11.5).

2018 NFL Leaders - Sacks

Players, Team	Sacks
1. Aaron Donald, LA	20.5
2. J.J. Watt, Hou	16.0
3. Chris Jones, KC	15.5
4t. Von Miller, Den	14.5
4t. Danielle Hunter, Min	14.5

GOING WAY, WAY BACK

Not only did DT Aaron Donald lead the league in sacks, he also established a new single-season record for sack yards (183.5) and was six yards more than former Giants DE Michael Strahan who has the NFL single-season sack record and finished the 2001 season with 177.5 sack yards.

Donald averaged 8.95 yards per sack during the 2018 slate. The major loss of yards have prevented opponents from scoring any touchdowns on drives in which he recorded a sack this season.

In his career, Donald has recorded 59.5 sacks resulting in 460.0 yards lost. The 183.5 sack yards in 2018 is the highest single-season output in his first five seasons and is 88.5 yards more than his previous highest total established in 2017.

All-Time NFL Leaders - Single-Season Sack Yards

Players, Team	Year	Sacks	Sack Yards
1. Aaron Donald, LA	2018	20.5	183.5
2. Michael Strahan, NYG	2001	22.5	177.5
3. Jason Taylor, Mia	2002	18.5	162.5
4. DeMarcus Lawrence, Dal	2017	14.5	160.0
5. Jared Allen, Min	2011	22.0	150.5

HITTING THEM WHERE IT COUNTS

DT Aaron Donald forced fumbles and sacked quarterbacks, but he also hit opposing quarterbacks more than anyone else in the league during the 2018 season.

Donald's 41 QB hits were the most in the NFL and seven more hits on quarterbacks than Eagles DT Fletcher Cox, who ranked second in the NFL in the category.

2018 NFL Leaders - Quarterback Hits

Players, Team	QB Hits
1. Aaron Donald, LA	41
2. Fletcher Cox, Phi	34
3. Yannick Ngakoue, Jax	33
4. Michael Bennett, Phi	30
5t. Three players	29

A FORCE IN THE MIDDLE

Since the start of the 2017 season, reigning Defensive Player of the Year Aaron Donald has forced nine fumbles in 30 games played, the most forced fumbles in the NFL since Defensive Coordinator Wade Phillips has taken control of the defense.

Donald forced four fumbles during the 2018 season, which is tied for the sixth-most in 2018. KC LB Dee Ford and Houston DE J.J. Watt led the league with seven forced fumbles in 2018.

2017-Present NFL Leaders - Forced Fumbles

Player	Forced Fumbles
1. Aaron Donald, LA	9
2. Dee Ford, KC	8
3t. Three players	7

AD's QBs

Since entering the league in 2014, DT Aaron Donald has racked up 59.5 career sacks on 28 different passers. The Rams are 28-14 - a 66.7 win percentage - in games in which Donald has registered a sack and 18-0 since Sean McVay and Wade Phillips arrived in 2017.

Of Donald's 59.5 sacks, 28.0 of them have come against NFC West division opponents, including sacks on at least three different quarterbacks for both the Cardinals and 49ers.

Donald's Sacks Sorted By Quarterback

Quarterback	Sacks	Quarterback	Sacks
Russell Wilson	10.5	Nick Mullens	1.0
Matthew Stafford	6.0	B. Roethlisberger	1.0
C.J. Beathard	4.0	Philip Rivers	1.0
Carson Palmer	3.5	Matt Ryan	1.0
Josh Rosen	3.0	Joe Flacco	1.0
Kirk Cousins	2.5	Blake Bortles	1.0
Patrick Mahomes	2.0	Matt Schaub	1.0
Drew Brees	2.0	Case Keenum	1.0
Aaron Rodgers	2.0	Brian Hoyer	1.0
Cam Newton	2.0	Drew Stanton	1.0
Blaine Gabbert	2.0	Colt McCoy	1.0
Josh McCown	2.0	Tom Savage	1.0
Colin Kaepernick	2.0	Peyton Manning	1.0
Jay Cutler	1.5	Tyrod Taylor	0.5
Eli Manning	1.0		

I'M AT A LOSS FOR WORDS

DT Aaron Donald made a living in opponents' backfields this season. The fifth-year pro finished first in the NFL during the 2018 campaign in tackles for loss (25).

His 25 TFL in 2018 are the most in a single season in his career, three more than his previous single season best (22) in 2015.

2018 NFL Leaders - Tackles for Loss

Player	TFL
1. Aaron Donald, LA	24
2. Danielle Hunter, Min	21
3t. Luke Kuechly, Car	20
3t. Calais Campbell, Jax	20
5. Chris Jones, KC	19

SEEING MULTIPLES

Rams DT Aaron Donald posted seven multi-sack games this season, which is tied for the second-most multi-sack games in a single season. The three other players with at least seven multi-sack games are all in the Pro Football Hall of Fame.

Single-Season Multi-Sack Games Since 1982

Player	Multi-Sack Games
1. Reggie White, 1987	8
2t. Aaron Donald, 2018	7
2t. Bruce Smith, 1990	7
2t. Chris Doleman, 1989	7
5t. 20 other occurrences	6

RAMS DEFENSIVE NOTES



TAKE IT AND 'LEEB IT

Rams CB Aqib Talib has made a career of taking the ball away - Talib ranks second among all active players in interceptions (35), which is first among active cornerbacks.



CB Aqib Talib

The Kansas State product leads all active players in career pick-sixes (10), which ranks fourth all-time. Talib is one-of-seven defenders that has ever recorded two or more pick-sixes in three different seasons (2011, 2014, 2015). Talib trails former defensive back Rod Woodson for the all-time pick-six record (12). With his next interception returned for a touchdown, Talib will move into a three-way tie for second place with former DBs Darren Sharper and Charles Woodson (11).

All-Time Pick-Sixes

Player	Ints returned for TDs
1. Rod Woodson	12
2t. Darren Sharper	11
2t. Charles Woodson	11
4. Aqib Talib	10

Pick-Sixes Among Active Players

Player	Ints returned for TDs
1. Aqib Talib, LA	10
2t. Janoris Jenkins, NYG	7
2t. Johnathan Joseph, Hou	7
4. Malcolm Jenkins, Phi	6

Interceptions Among Active Defensive Backs

Player	Interceptions
1. Reggie Nelson, Oak	38
2. Aqib Talib, LA	35
3. Brent Grimes, TB	33
4t. Tramon Williams, GB	32
4t. Richard Sherman, SF	32

Aqib Talib returned an interception 103 yards for a touchdown against Dallas in a 2017 Week 2 which is tied for the third-longest interception return in NFL history. The play also represented the third-longest return of any kind in Broncos' history.

Longest Interceptions Returned for TDs in NFL History

Player	Distance
1. Ed Reed, Bal. vs. Phi. (11/23/08)	107t
2. Ed Reed, Bal. vs. Cle. (11/7/04)	106t
3t. Aqib Talib, Den. vs. Dal. (09/17/17)	103t
3t. Louis Oliver, Mia. at Buf. (10/4/92)	103t
5. Six players	102t

Talib's Interceptions Sorted By Quarterback

Quarterback	Ints	Quarterback	Ints
Jason Campbell.....	3	Max Hall.....	1
Matt Ryan.....	3	Matt Hasselbeck.....	1
Geno Smith.....	3	Colin Kaepernick.....	1
Joe Flacco.....	2	Carson Palmer.....	1
Andrew Luck.....	2	Dak Prescott.....	1
Jameis Winston.....	2	Philip Rivers.....	1
Derek Anderson.....	1	Aaron Rodgers.....	1
Charlie Batch.....	1	Tony Romo.....	1
Tom Brady.....	1	Matthew Stafford.....	1
Jimmy Clausen.....	1	Alex Smith.....	1
Andy Dalton.....	1	Seneca Wallace.....	1
Dak Prescott.....	1	Jake Delhomme.....	1
Josh Freeman.....	1	Nick Foles.....	1

PETERS' PICKS



CB Marcus Peters

Through his fourth professional regular season, CB Marcus Peters has collected more interceptions than anyone else since he entered the league in 2015.

Peters not only leads the league in interceptions (22) since 2015, he also leads all players with over 10 interceptions in average interception return yardage (26.7 yards per return).

Among all active cornerbacks, no one else has had more interceptions before their 25th birthday.

In addition to leading the league in interceptions since 2015, the Oakland native ranks third in pass break-ups with 63, trailing Darius Slay (69) and Robert Alford (65) for the league lead.

2015-Present Interception Leaders

Player	Interceptions
1. Marcus Peters, LA	22
2. Reggie Nelson, Oak	16
3. Darius Slay, Det	15
4t. Trumaine Johnson, NYJ	14
4t. Damarius Randall, Cle	14
6t. Micah Hyde, Buf	13
6t. Ha Ha Clinton-Dix, GB/Was	13

2015-Present Interception Return Average (Min. 10 Ints)

Player	Int Return Avg.
1. Marcus Peters, LA	26.7 yards
2. Josh Norman, Was	22.7 yards
3. Reshad Jones, Mia	22.3 yards
4. Stephon Gilmore, N.E.	18.9 yards
5. Eric Weddle, Bal	17.7 yards

Interceptions Before 25th Birthday (Active DBs)

Player	Interceptions
1. Marcus Peters, LA	19
2t. Aqib Talib, LA	15
2t. Patrick Peterson, Ari	15
2t. Earl Thomas, Sea	15
5. Joe Haden, Pit	13

2015-Present Pass Break-Ups

Player	PBUs since 2015
1. Darius Slay, Det	69
2. Robert Alford, Atl	65
3. Marcus Peters, LA	63
4. Stephon Gilmore, N.E.	59
5t. Casey Hayward Jr., LAC	57
5t. Janoris Jenkins, NYG	57

Peters' Interceptions Sorted By Quarterback

Quarterback	Ints	Quarterback	Ints
Philip Rivers.....	4	Teddy Bridgewater....	1
Derek Carr.....	3	Brian Hoyer.....	1
Jimmy Clausen.....	2	Patrick Mahomes.....	1
Ryan Fitzpatrick.....	2	Johnny Manziel.....	1
Peyton Manning.....	2	Ben Roethlisberger...1	
Brock Osweiler.....	2	Trevor Siemian.....	1
Mitchell Trubisky.....	1		

RAMS DEFENSIVE NOTES



TAKE IT AWAY AND MAKE 'EM PAY

The Rams took the ball away from their opponents 30 times during the 2018 regular season, the third-most in the NFL and 58 times since the start of the 2017 season which is tied for the best total over the last two seasons. L.A. has scored 239 points off takeaways since Sean McVay became the head coach, the most in the league since the start of the 2017 season. L.A. scored a league-best 113 points off takeaways during the 2018 regular season.



S Lamarcus Joyner

Not only did the Rams take the ball away a season ago, they made their opponents pay for turning the ball over. L.A. finished the 2017 regular season ranked fifth in the league in total takeaways with 28.

The Rams scored 126 points off of turnovers, the second-best total created by the defensive unit in 2017. 26.4 percent of the team's points last season came following a takeaway, which was the fourth-highest percentage in the NFL.

Most Points Off Takeaways in 2017-18 Seasons

Team	Points Off Takeaways
1. Los Angeles Rams	239
2. Chicago Bears	179
3t. Baltimore Ravens	177
3t. Jacksonville Jaguars	177
5. Kansas City Chiefs	170

HURRIES ON THE UP

The Rams pass rush made its presence known to opposing quarterbacks in 2018. L.A. finished with the fourth-most quarterback hurries (91) in the league during the 2018 regular season.

DT Aaron Donald ranked second among all defenders with 29 hurries, including four games with at least four hurries this season.

**Hurry is defined as a situation when a QB is forced to throw the ball earlier than intended or is chased around/out of the pocket as the result of defensive pressure.*

Quarterback Hurries (2018)

Player, Team	QB Hurries
1. J.J. Watt, Hou	32
2. Aaron Donald, LA	29
3t. Khalil Mack, Chi	27
3t. Jadeveon Clowney, Hou	27
5. Cameron Jordan, NO	25

Rams rookie DL John Franklin-Myers, L.A.'s second of two fourth-round picks this year, finished tied for third among all 2018 rookies with 10 defensive hurries.

Franklin-Myers also ranked tied for third on the team in hurries (10) and fourth in total pressures (16.0), trailing Donald and OLB Samson Ebukam in hurries.

Quarterback Hurries (2018 Rookies)

Player, Team	Drafted	QB Hurries
1t. Bradley Chubb, Den	Round 1	13
1t. Harold Landry, Ten	Round 2	13
3t. John Franklin-Myers, LA	Round 4	10
3t. Genard Avery, Cle	Round 5	10
3t. Lorenzo Carter, NYG	Round 3	10
3t. Arden Key, Oak	Round 3	10

COUNT IT ALL FOR LOSS

Both against the run and the pass, the Rams defense is among the NFL's best over the past three-plus seasons when it comes to making plays behind the line of scrimmage.

Since the start of the 2015 season, the Rams rank seventh in the league in opponents' negative plays, preventing 420 of the opponents' plays from reaching the line of scrimmage.

The Rams forced 88 negative plays in 2018 after recording 91 negative plays during the 2017 regular season. The Rams defense forced 113 negative plays by opposing offenses in 2016, the third-most in the NFL that season.

The Rams finished the 2015 season with a league-best 132 negative plays, which included 82 negative rushes and 50 negative passing plays by their opponents.

2015-Present NFL Leaders, Opponent Negative Plays

Team	Plays
1. Arizona Cardinals	466
2. Jacksonville Jaguars	440
3. Carolina Panthers	438
4. Philadelphia Eagles	436
5. Miami Dolphins	430
6. Dallas Cowboys	425
7. Los Angeles Rams	424



DT Aaron Donald

BROCKERS BRINGING IT

DL Michael Brockers recorded the Rams first sack of the 2018 campaign, bringing down Raiders QB Derek Carr for a three-yard loss. Brockers has the third-most tackles of all Rams defensive linemen and finished seventh on the team during the 2018 regular season with 54 total tackles (33 solo).



DL Michael Brockers

Brockers led the Rams defensive line with 65 total tackles during the 2017 season, the fifth-most on the team. The LSU product also added eight TFL, 4.5 sacks, eight QB hits and four PDs in 2017.

Since entering the league as a first-round pick in 2012, Brockers has started 104-of-106 games played. Brockers was one-of-three defensive linemen during the 2017 season to have multiple PDs in one game.

In 2016, he recorded the second-most tackles on the team by an interior defensive lineman (58). His 58 total tackles ranked eighth on the team two seasons ago. In 2016, the LSU product tallied seven quarterback pressures and four quarterback hits despite missing two games in the middle of the season.

Brockers finished the 2015 season with career highs in tackles (74) and tackles for loss (12). His tackle for loss total was tied for third among all Rams.

Brockers has posted 40 TFL, 43 QB hits, 20.0 sacks, eight PDs, forced two fumbles and recovered one fumble appearing in 107 games with 105 starts through his seventh regular season in the National Football League.

RAMS DEFENSIVE NOTES



FORCING FUMBLES



Rams defenders forcing a fumble

The Los Angeles Rams forced two fumbles against the Los Angeles Chargers in the teams' Week 3 contest, the first two forced fumbles by the Rams this season. The Rams 12 forced fumbles during the 2018 season was tied for the 14th-most in the league during the 2018 season.

As a team, the Rams have forced 102 fumbles since 2012. The 102 forced fumbles is tied for the fourth-best total in the NFL during that span.

Defensive Coordinator Wade Phillips continues to build defenses predicated on forcing turnovers. The Rams defense forced 17 fumbles during

Phillips' first season as defensive coordinator in 2017. The 17 forced fumbles were tied for the most in the league a season ago with the Jacksonville Jaguars. Phillips' Broncos defensive unit forced 34 fumbles in his two seasons as coordinator, tied for the fourth-best total in those two seasons.

Player	Team Forced Fumble Totals 2012-Present	Forced Fumbles
1. Carolina Panthers		108
2. New England Patriots		107
3. Washington Redskins		104
4t. Los Angeles Rams		102
4t. Denver Broncos		102

TALKING TACKLES FOR LOSS

Rams DT Aaron Donald has used an explosive first step to make a living in opponents' backfields since entering the league in 2014. Since the start of the 2014 season, Donald leads the league in tackles for loss, tallying 97 in 78 games played.




DT Aaron Donald

The Pitt product finished first in the NFL with 25 tackles for loss during the 2018 regular season. Donald posted 15 TFL in 14 games during the 2017 season. The 15 TFL was tied for the ninth-most last season and the most by an interior defensive lineman. Donald recorded a then career-high 22 tackles for loss in his second season in the NFL in 2015.

2014-Present NFL Leaders - Most Tackles for Loss	
Player	TFL
1. Aaron Donald, LA	97
2. J.J. Watt, Hou	80
3t. Khalil Mack, Chi	78
3t. Calais Campbell, Jax	78
5t. Cameron Jordan, NO	75
5t. Michael Bennett, Phi	75

ON THE MARK



LB Mark Barron

LB Mark Barron made his 2018 debut in a Week 5 win at Seattle. Barron led the team with nine tackles (five solo) in his season debut. In the 12 games he played this season, Barron finished fourth on the team in total tackles (60), with two tackles for loss and a safety.

Barron recorded 135-plus tackles in back-to-back seasons in 2015-2016 and tallied 108 tackles in 2017 despite missing three games during the regular season. Barron finished second on the team during the 2017 regular season with 108 total tackles, including 80 solo stops which was the most on the team. Barron started all 16 contests of the 2016 campaign and finished second on the team with 147 tackles. He led or tied for the most tackles on the team in eight of the Rams' 2016 contests.

In the team's 2015 Week 7 win over Cleveland, Barron recorded a career-high 19 tackles, which is the most by any Ram in a game since 2001. In his career, Barron has recorded 44 TFL, 9.0 sacks, eight interceptions, forced five fumbles and added three fumble recoveries in 104 professional games as both a safety and a linebacker.

SUH-PER STAR(TER)

Rams DT Ndamukong Suh has demonstrated not only football ability, but also availability - the Nebraska standout has started 115 consecutive games dating back to 12/18/2011, a Week 15 contest at Oakland.

Suh not only leads all active defensive tackles in consecutive games started, he leads all active defensive linemen in the category. Suh has started all 142 NFL contests he's played in and played in all 16 of his team's regular season games in eight of his first nine professional seasons.

Consecutive Starts Among Active Defensive Linemen	
Player, Pos.	Starts
1. DT Ndamukong Suh, LA	115
2. DE Cameron Jordan, NO	113
3. DE Carlos Dunlap, Cin	84
4. DE Calais Campbell, Jax	74

ALL FOR NONE

DT Ndamukong Suh has been terrorizing opponents' backfields since he entered the league in 2010, amassing 107 tackles for loss, which is the fifth-most in TFL during that span. Suh is one-of-10 players with at least 100 TFL over the last nine seasons.

Suh earned his first TFL as a Ram with a Week 3 sack of Chargers QB Philip Rivers in the Rams 35-23 win. Suh recorded a career-best 21 TFL in 2014, the start of a three-year stretch in which he recorded double-digit tackles for loss. The Nebraska product has posted at least 11 TFL in five of his first nine NFL seasons. Suh posted 13 TFL as a rookie in 2010.

2010-Present NFL Leaders - Most Tackles for Loss	
Player	TFL
1. J.J. Watt, Hou	154
2. Calais Campbell, Jax	131
3. Von Miller, Den	125
4. Michael Bennett, Phi	117
5. Ndamukong Suh, LA	107

SECOND-HALF TAKEAWAYS

The Los Angeles Rams defense made teams pay off turnovers, especially in the second half of games. In 2018, the Rams scored 62 of their points in the second half after forcing a turnover, which ranked them first in the league.

Most Points From Turnovers in the 2nd Half of 2018 Games	
Team	Points
1. Los Angeles Rams	62
2. Denver Broncos	61
3t. Chicago Bears	59
3t. New England Patriots	59
5. Cleveland Browns	49

RAMS DEFENSIVE NOTES



TAKE FIVE

Keeping L.A.'s offense on the field has been an objective of the Rams defense. Out of 179 opponent drives, the Rams defense allowed only 15 of those drives to last five minutes or longer - tied for the fewest in the NFL during the 2018 regular season.

Opponent 5+ Minute Drives (2018)		
Player	Opp. Drives	5+ Mins.
1t. New England Patriots	187	15
1t. Los Angeles Rams	179	15
3t. San Francisco 49ers	182	16
3t. Seattle Seahawks	176	16
5. Pittsburgh Steelers	184	17

INTERCEPTING THE RANKS

Since 2017, the Los Angeles Rams defense ranks first in the league in interceptions (36) and total interception yards (691).

Most Interception Yards Since 2017	
Team	Interception Yards
1. Los Angeles Rams	691
2. Chicago Bears	583
3. Cincinnati Bengals	561
4. Los Angeles Chargers	549
5. Baltimore Ravens	484

SACK IT ON BACK

The Los Angeles Rams defense posted 41.0 sacks this season. Of those 41.0 sacks, the defense pushed back teams a total of 326.0 yards and finished sixth in the NFL in defensive sack yards.

Most Defensive Sack Yards in 2018	
Team	Def. Sack Yards
1. Minnesota Vikings	361.0
2t. Kansas City Chiefs	347.0
2t. Pittsburgh Steelers	347.0
4. Chicago Bears	339.0
5. Arizona Cardinals	333.0
6. Los Angeles Rams	326.0

JOHNSON KEEPING THE DEFENSE SAFE

Since S John Johnson III was drafted by the Los Angeles Rams in 2017, he has proved to be a problem for opposing offenses. The second-year pro finished the 2018 regular season with four interceptions, one forced fumble, 11 passes defended and 118 total tackles. Johnson (22) ranks second in the NFL in most passes defended amongst all safeties since 2017. He is also ranked fourth in total tackles with 188 amongst all safeties since his rookie season in 2017.

Most Passes Defended by a Safety Since 2017	
Player, Team	Passes Defended
1. Kevin Byard, Ten	24
2. John Johnson III, LA	22
3. D.J. Swearinger, Was/Ari	20
4. Jamal Adams, NYJ	18
5. Harrison Smith, Min	17

Most Tackles by a Safety Since 2017	
Player, Team	Total Tackles
1. Jamal Adams, NYJ	197
2. Landon Collins, NYG	195
3. Reshad Jones, Mia	194
4. John Johnson III, LA	188
5. Antoine Bethea, Ari	178

BIG PLAYERS MAKING BIG SACKS

The Los Angeles Rams defense made big-time sacks in 2018. Of the team's 41.0 sacks, the Rams (7.95) ranked first in the league in average yards per sack.

Team	Avg. Yards/Sack
1. Los Angeles Rams	7.95
2. New England Patriots	7.93
3. New York Jets	7.51
4. Green Bay Packers	7.32
5. Minnesota Vikings	7.22


CAN'T CATCH THIS

Since Defensive Coordinator Wade Phillips took over the Rams defense in 2017, the team ranks fourth in passes defended in the NFL with 164. In the 2018 regular season, the Rams totaled 68 passes defended and was led by LB Cory Littleton with 13.

Most Passes Defended Since 2017	
Team	Passes Defended
1. Baltimore Ravens	172
2. New Orleans Saints	171
3. Chicago Bears	167
4. Los Angeles Rams	164
5. Philadelphia Eagles	160

ANYTHING BUT LITTLE(TON)

During the 2018 campaign, Rams LB Cory Littleton led the team in total tackles (125). The third-year linebacker finished tied for the 10th-most tackles among all NFL defenders.



LB Cory Littleton

Littleton also posted 13 passes defended this season, which was the most by a linebacker and tied for the 13th-most by any defender in 2018.

During the season finale against the 49ers, Littleton notched two interceptions of 49ers QB Nick Mullens, returning the latter 19 yards to the end zone for his first career pick-six.

Littleton also recorded at least five tackles and one pass defended in five of L.A.'s first six games of 2018.

In his 48 career games played, Littleton has 17 passes defended, 11 tackles for loss, seven QB hits, 5.0 sacks, four interceptions and one forced fumble.

PUSH 'EM BACK, ALL (THE) TIME

In 2018, DT Aaron Donald broke former Giants DE Michael Strahan's NFL record for total defensive sack yards in a single season. With Donald's 20.5 sacks, the all-pro defensive tackle was able to move offenses back a total of 183.5 yards and led the league in defensive sack yards by a player by 61.5 yards.

Donald (183.5) ended the 2018 regular season with more defensive sack yards than two teams - the Bengals (173.0) and Raiders (80.0).


Most Defensive Sack Yards in a Single Season(All-Time)	
Player, Year	Def. Sack Yards
1. Aaron Donald, 2018	183.5
2. Michael Strahan, 2001	177.5
3. Jason Taylor, 2002	162.5
4. DeMarcus Lawrence, 2017	160.0
5. Jared Allen, 2011	150.5

RAMS SPECIAL TEAMS NOTES



A LEG UP IN THE SCORING COLUMN

Against Buffalo in the Rams 2016 Week 5 contest, K Greg Zuerlein made his 100th career field goal. He now has connected on 177 field goals and 222 PATs in his seven-year NFL career.



K Greg Zuerlein

Against the Cowboys in the 2017 Week 4 contest, Zuerlein booted the Rams to their third win of the season, accounting for 23 of the team's 35 points, connecting on 7-of-7 field goal attempts and 2-of-2 PATs. The seven made field goals established a franchise record for single-game field goals and his 23 points is the second-highest total for a Ram in a single game. Zuerlein ties Billy Cundiff for the third-most points by a kicker in a single game in NFL history, falling three points short of Rob Bironas' 26-point effort on 10/21/07. On the season, Zuerlein was 36-of-38 on field goal attempts and 35-of-36 on PATs.

Zuerlein's 97.4 percent PAT success rate is the fourth-highest percentage in franchise history. Zuerlein is the only kicker in franchise history that has kicked PATs from the 2-yard line and the 15-yard line.

In his career, Zuerlein has scored 753 points and connected on 177-of-212 FG attempts and 222-of-228 PATs.

Zuerlein ranks third in franchise history with 753 career points, and posted a personal-best 158 points, which was the most points by anyone during the 2017 regular season.

GREG THE LEG

Rams K Greg "The Leg" Zuerlein is one of the most prolific long-distance kickers in NFL history and against the Bears in a 2018 Week 14 contest, set the franchise record for 50-plus yard field goals, connecting on his 27th from at least 50 yards. In his career, Zuerlein has hit 28-of-48 field goals from long distance.

At Minnesota (11/8/15), he broke his own team record with a 61-yard field goal. In the process, he became just the second kicker in NFL history to make two 60-yard field goals in a career, joining Sebastian Janikowski. Coincidentally, Rams Special Teams Coordinator John Fassel held the same position with the Raiders when Janikowski accomplished his feat.

Zuerlein owns five of the six longest field goals made in Rams history, and his 61-yard kick in Minnesota was the longest in the NFL during the 2015 season.

Zuerlein has been one of the best deep ball kickers in the league since he arrived in 2012. With 28 career kicks from 50 yards or more, Zuerlein is tied for the most field goals of 50 yards or more in team history.

He passed Josh Brown during the 2017 season to move into second on the Rams all-time scoring list. He has the fifth-most 50-yard field goals in the NFL since 2012. Justin Tucker has connected on a league-best 36 field goals from 50-plus since 2012.

Most FG made from 50 yards or more, Rams History		
Player	Years	FG Made
1t. Greg Zuerlein	2012-present	28
2. Jeff Wilkins	1997-07	26
3. Josh Brown	2008-11	15
4. Tony Zendejas	1991-94	8

SPECIAL, SPECIAL TEAMS

Rams LB Cory Littleton blocked a punt in the 2018 Week 3 contest against the Los Angeles Chargers and against the 49ers in Week 7. His four blocked punts since the start of the 2017 season are the most in the NFL and is one of four players with four blocked punts since 2000.

During the 2017 season, Littleton was the first player to block multiple punts in a single season since 2014 when Tennessee's Jurrell Casey and Buffalo's Anthony Dixon each had two blocks.

DB Blake Countess returned a blocked punt for a touchdown vs. Philadelphia (12/10/17) and against the Los Angeles Chargers (9/23/18), becoming the first player to score on a blocked punt in consecutive seasons since Ed Reed returned three blocked punts for touchdowns during the 2002 and 2003 seasons.

The Rams were one-of-five teams in the NFL to block a punt during the 2017 season and they are the only team with multiple blocked punts, marking the 12th season in which a Rams team has blocked multiple punts in a single season. They are the first team to do so in franchise history since the 2003 Rams.

The 2017 Rams were the first team to block multiple punts and return them for touchdowns since 2014 when the Philadelphia Eagles (three) and Minnesota Vikings (two) achieved the feat. On the season, L.A. blocked three punts, one PAT and one field goal.



LB Cory Littleton's blocked punt against the Chargers in Week 3 of 2018

JOHNNY BE GOOD!

In the Rams' 2018 Week 2 win over the Arizona Cardinals, P Johnny Hekker had to step in as the place kicker for the injured K Greg Zuerlein in addition to his punting duties.



P Johnny Hekker

Hekker made his first career field goal, a 20-yard attempt, connected on a point after try, recorded five kickoffs, two of which went for touchbacks and punted twice with a 41.0 net average.

Hekker joins Cardinals K Phil Dawson as the only active players with at least one made field goal and a touchdown pass.

In his career, Hekker has 542 punts with a 43.4 net average and 217 punts downed inside the 20-yard line, is one-of-one on field goal attempts and PATs and has completed 11-of-19 passing attempts for 156 yards, one touchdown and a 102.1 QB rating. Hekker recorded his first NFL rushing attempt on a fake field goal in a Week 9 game at New Orleans. Hekker gained three yards on the play and was marked just short of the line-to-gain.

RAMS SPECIAL TEAMS NOTES



RETURN ON INVESTMENT

Despite having five different players return a punt during the 2018 regular season, the Los Angeles Rams finished 10th in the NFL in punt return average (10.2 yards/return).

WR JoJo Natson has returned 26 punts for 280 yards (10.8 yards/return) with 10 fair catches. Natson ranked seventh in the NFL amongst qualified punt returners in average return (10.8) and sixth in total punt return yards (280).



Returner JoJo Natson

Former WR Pharoah Cooper returned two punts for 12 yards (6.0 yards/return) with one fair catch. DB Marqui Christian returned a punt deflected by LB Cory Littleton 11 yards. WR Cooper Kupp returned one punt for four yards with three fair catches. WR Robert Woods has one fair catch on the season.

2018 Individual Punt Return Average Leaders

Team	Avg.
1t. Andre Roberts, NYJ	14.1
1t. Dwayne Harris, Oak	14.1
3. Desmond King II, LAC	13.8
4. Cyrus Jones, NE/Bal	13.2
5. Tarik Cohen, KC	12.5
6. Marcus Sherels, Min.	12.0
7. JoJo Natson, LA	10.8

2018 Individual Punt Return Yardage Leaders

Team	Yards
1. Tarik Cohen, Chi	411
2. Andre Roberts, NYJ	324
3. Desmond King II, LAC	318
4. Cyrus Jones, NE/Bal	304
5. Dwayne Harris, Oak	281
6. JoJo Natson, LA	280
7. Marcus Sherels, Min	276

2018 Team Punt Return Average Leaders

Team	Avg.
1. New York Jets	13.0
2. Chicago Bears	12.5
3. Kansas City Chiefs	11.9
4. Oakland Raiders	11.6
5. Baltimore Ravens	11.5
6. Minnesota Vikings	10.9
7. Cincinnati Bengals	10.7
8t. Los Angeles Chargers	10.5
8t. Miami Dolphins	10.5
10. Los Angeles Rams	10.2

FAKE IT 'TIL YOU MAKE IT

Rams Special Teams Coordinator John Fassel has been finding ways to scheme against opponents since joining the team in 2012. Fassel has attempted 19 fake plays (17 punts, one field goal, one PAT) and has successfully converted on 11 of them - nine fake punts, one field goal and one PAT. Since then, the Rams have a fake play success rate of 58 percent. Additionally, the special teams unit scored a touchdown in 2012 and a two-point conversion in 2014 off of fake play calls.

The Rams special teams have averaged 16.4 yards per play on their nine successful fake punts since 2012.

Fassel's Fake Play Success By Season

Season	Fake Success/Attempts
2012	3/3
2013	0/2
2014	3/3
2015	1/2
2016	1/2
2017	1/3
2018	2/4

JOHNNY ON THE SPOT

P Johnny Hekker posted the third-best net average in NFL history with a 44.3 net average during the 2017 regular season, the second-best average of Hekker's career. Tennessee punter Brett Kern led the league in 2017 with a 44.6-yard net average.

Hekker enjoyed a record-breaking 2016 season, recording the most punts downed inside opponents' 20-yard line in NFL history. Additionally, Hekker broke his own NFL single-season net punting average record (46.0). Hekker booted a then career-long 75-yard punt against the Carolina Panthers in the Rams' 2016 Week 9 contest, and bested himself a week later with a 78-yarder against the New York Jets.

The Oregon State product finished the 2016 season with 98 punts, a 47.8-yard gross punting average, 51 punts inside opponents 20-yard line with only one touchback. As a unit, the Rams punt coverage team limited opponents to 152 return yards on 35 attempts and limited opponents to a league-best 4.3-yard average. With the outstanding coverage unit and directional punting, Hekker posted a 46.0-yard net average on the season, the best in NFL history.

Hekker led the NFL in 2015 in net average (43.7), gross average (47.9) and punts downed inside the opponents' 20 yard-line (41). Since the NFL began tracking punts inside 20 yard-line in 1976, Hekker is the first player to lead the league in gross, net and punts placed inside the 20-yard line in the same season.

Highest Net Punting Average in a Season (Since 1976)

Player	Punts	Net Avg
1. Johnny Hekker, LA - 2016	98	46.0
2. Brett Kern, Ten - 2017	75	44.6
3. Johnny Hekker - LA - 2017	65	44.3
4t. Johnny Hekker, LA- 2013	78	44.2
4t. Sam Martin, Det - 2016	62	44.2
5. Andy Lee, SF - 2011	78	44.0

HE'S WORTH AN ARM AND A LEG

Since entering the league in 2012, Rams P Johnny Hekker has been utilized as a weapon on special teams in a variety of ways, including with his arm. To date, Hekker has attempted 19 passes, completing 11 of them for 156 yards and a 102.1 passer rating. He has completed at least one pass in six-of-seven seasons, including the last five in a row. Hekker set a single-season high for completions (3) in his rookie year in 2012.

Johnny Hekker Career Passing (2012-present)

Player	Comp/Att.	Yards	TDs	QB Rating
Johnny Hekker	11/19	156	1	102.1

Hekker's 11 completions have gone to 11 different players and 10-of-11 have been successful first down conversions, most recently to TE Gerald Everett against the Bears in Week 14 this season. The Rams punter also completed a pass for a successful two-point conversion in 2014.

Johnny Hekker Career Completions

Play (Year)	Qtr.	Down/Distance
7 yards to Gerald Everett (2018)	2	4th-and-7
12 yards to Sam Shields (2018)	2	4th-and-3
6 yards to Pharoah Cooper (2017)	2	4th-and-7
28 yards to Josh Reynolds (2017)	4	4th-and-6
4 yards to Chase Reynolds (2016)	3	4th-and-1
20 yards to Cody Davis (2015)	3	4th-and-2
19 yards to Stedman Bailey (2014)	4	4th-and-4
18 yards to Benny Cunningham (2014)	4	4th-and-3
21 yards to Rodney McLeod (2012)	2	4th-and-4
19 yards to Lance Kendricks (2012)	4	4th-and-8
2-yard TD to Danny Amendola (2012)	2	4th-and-2

RAMS SPECIAL TEAMS NOTES



FLIPPING FIELDS

P Johnny Hekker continues to be not only one of the most accurate punters in the NFL, but has developed into a complete special teams weapon at flipping the field.

Hekker became the first punter in the NFL to record a 75-plus yard punt in back-to-back games since Patriots' P Luke Prestridge in 1984.

The Oregon State product established a career-long 75-yard punt in the team's 2016 Week 9 contest against the Carolina Panthers, a record that stuck for a week before he booted a 78-yarder against the New York Jets in the Rams' Week 10 contest. On the season, Hekker had three punts over 75 yards.

There were only nine 70-plus yard punts during the 2016 NFL campaign, Hekker and Jaguars' Brad Norton each had a 78-yarder to their name. There had not been one 70-yard punt through the first three weeks of the 2017 season.

Hekker's 46.0-yard net average led the league in 2016, and ranks first in NFL history for a single season. Previously, the 16-game record was 44.2, a record Hekker himself set in 2013.

Since the NFL went to a 16-game season in 1978, the lowest opponent punt return average, with a minimum of 25 returns, is 2.6 yards, set by the Rams in 2013. The 2016 version of the Rams saw its opponents return 35 punts for just a 4.3 yards per return average.



P Johnny Hekker

Longest Punts Since 2012

Player, Team	Distance
1. Robert Malone, NYJ	84
2t. Jordan Berry, Pit	79
2t. Drew Butler, Pit	79
2t. Brett Kern, Ten	79
2t. Britton Colquitt, Cle	79
6t. Johnny Hekker, LA	78
6t. Brad Nortman, Jax	78

GAME-WINNING GREG

Since joining the Rams in 2012 as a sixth-round selection, K Greg Zuerlein has been clutch when it counts. The 2018 Pro Bowler has completed seven game-winning field goals for the Rams in his career and holds an average of 42 yards per game-deciding field goal.

Greg Zuerlein's Career Game-Winning Field Goals

Year, Week, Opponent	Distance
2012, Week 13, vs. San Francisco 49ers	54 yards
2013, Week 1, vs. Arizona Cardinals	48 yards
2014, Week 2, at Tampa Bay Buccaneers	38 yards
2014, Week 9, at San Francisco 49ers	39 yards
2015, Week 1, vs. Seattle Seahawks	37 yards
2016, Week 10, at New York Jets	34 yards
2018, Week 8, vs. Green Bay Packers	43 yards

ONE 'HEK' OF A RECORD

P Johnny Hekker went on a 13-game streak without a touchback, the longest of his career. He had previously posted two separate nine-game streaks without a touchback.

In the team's 2016 Week 16 game against the San Francisco 49ers, Hekker recorded four punts inside the 20-yard line, moving him in to sole possession of the single-season record with 51 punts downed inside opponents' 20-yard line. The punts downed inside the 20 aided his 46.0 net yard average, the best in league history.



P Johnny Hekker

The record was previously held by Arizona punter Dave Zastudil, who amassed 46 punts inside opponents territory during the 2012 season. Zastudil needed 112 punting attempts to reach the record and also recorded eight touchbacks. Hekker reached 51 punts inside the 20 with 98 punting attempts and only committed one touchback during the 2016 season. Hekker punted a career-high 98 times in 2016.

Single-Season Punts Inside the 20 Record

Player	Punts	Inside 20
1. Johnny Hekker, LA - 2016	98	51
2. Dave Zastudil, Ari - 2012	112	46
3. Dustin Colquitt, KC - 2012	83	45

SHORT CHANGED RETURN

The Rams allowed their opponents 8.7 yards per punt return during the 2018 regular season on only 12 opponent punt returns. Hekker posted a net punting average of 43.0 yards in 2018.

Hekker and the Rams coverage units have backed opponents up deep in their own territory and limited opponents to average just 6.5 yards per punt return, which is the lowest average in the NFL since the start of the 2012 season.



LS Jake McQuaide

The Rams special teams units have flourished since Special Teams Coordinator John Fassel took over prior to the 2012 season.

During the 2017 regular season, the Rams opponents averaged 6.1 yards per return, the ninth-best mark in the league, while P Johnny Hekker's 44.3 net yard average was the second-best total last season.

2012-Present Team Punting Leaders Avg. Opp. Return

1. Los Angeles Rams	6.5
2. Kansas City Chiefs	7.3
3t. San Francisco 49ers	7.4
3t. Minnesota Vikings	7.4
5. New England Patriots	7.6

LOS ANGELES RAMS STATISTICS



RAMS 2018 STATS



Won 13, Lost 3

9/10	W	33-13	at Oakland Raiders
9/16	W	34-0	vs. Arizona Cardinals
9/23	W	35-23	vs. Los Angeles Chargers
9/27	W	38-31	vs. Minnesota Vikings
10/7	W	33-31	at Seattle Seahawks
10/14	W	23-20	at Denver Broncos
10/21	W	39-10	at San Francisco 49ers
10/28	W	29-27	vs. Green Bay Packers
11/4	L	45-35	at New Orleans Saints
11/11	W	36-31	vs. Seattle Seahawks
11/19	W	54-51	vs. Kansas City
12/2	W	30-16	at Detroit Lions
12/9	L	15-6	at Chicago Bears
12/16	L	30-23	vs. Philadelphia Eagles
12/23	W	31-9	at Arizona Cardinals
12/30	W	42-38	vs. San Francisco 49ers

	Rams	Opponent
Total First Downs	401	322
Rushing	134	101
Passing	236	185
Penalty	31	36
3rd Down: Made/Att	86/191	70/188
3rd Down Pct.	45.0%	37.2%
4th Down: Made/Att	6/15	9/15
4th Down Pct.	40.0%	60.0%
Possession Avg.	30:42	29:18
Total Net Yards	6,738	5,737
Avg. Per Game	421.1	358.6
Total Plays	1,060	960
Avg. Per Play	6.4	6.0
Net Yards Rushing	2,231	1,957
Avg. Per Game	139.4	122.3
Total Rushes	459	386
Net Yards Passing	4,507	3,780
Avg. Per Game	281.7	236.3
Sacked/Yards Lost	33/223	41/326
Gross Yards	4,730	4,106
Attempts/Completions	568/368	533/347
Completion Pct.	64.8%	65.1%
Had Intercepted	12	18
Punts/Average	43/46.3	66/44.1
Net Punting Avg.	43.0	38.6
Penalties/Yards	96/878	99/852
Fumbles/Ball Lost	17/7	14/12
Touchdowns	60	44
Rushing	23	12
Passing	32	31
Returns	5	1

Score By Periods	Q1	Q2	Q3	Q4	OT	Pts
Rams	105	174	131	117	0	527
Opponents	84	112	106	82	0	384

Scoring	TD	Ru	Pa	Rt	PAT	FG	2Pt	Pts
T.Gurley II	21	17	4	0	0/0	0/0	3	132
G.Zuerlein	0	0	0	0	35/36	27/31	0	116
R.Woods	7	1	6	0	0/0	0/0	0	42
B.Cooks	6	1	5	0	0/0	0/0	0	36
C.Kupp	6	0	6	0	0/0	0/0	0	36
J.Reynolds	5	0	5	0	0/0	0/0	0	30
G.Everett	3	0	3	0	0/0	0/0	1	20
C.Santos	0	0	0	0	5/6	5/6	0	20
S.Ficken	0	0	0	0	10/10	1/3	0	13
S.Ebukam	2	0	0	2	0/0	0/0	0	12
J.Goff	2	2	0	0	0/0	0/0	0	12
T.Higbee	2	0	2	0	0/0	0/0	0	12
C.Anderson	2	2	0	0	0/0	0/0	0	12
M.Brown	1	0	1	0	0/0	0/0	1	8
C.Littleton	1	0	0	1	0/0	0/0	0	8
B.Countess	1	0	0	1	0/0	0/0	0	6
M.Peters	1	0	0	1	0/0	0/0	0	6
J.Hekker	0	0	0	0	1/1	1/1	0	4
M.Barron	0	0	0	0	0/0	0/0	0	2
Rams	60	23	32	5	51/53	34/41	5	527
Opponents	44	12	31	1	39/42	25/28	2	384

2-Pt. Conversions: Rams 5/7, Opponents: 1/1
 Sacks: A.Donald 20.5, N.Suh 4.5, C.Littleton 4.0, S.Ebukam 3.0, D.Fowler 2.0, J.Franklin 2.0, L.Joyner 1.0, M.Barron 1.0, E.Westbrooks 1.0, M.Brockers 1.0, M.Longacre 1.0
Team: 41.0, Opponents: 32.0

Rushing	No.	Yds	Avg	Long	TD
T.Gurley II	256	1,251	4.9	36	17
C.Anderson	43	299	7.0	46	2
M.Brown	43	212	4.9	19	0
R.Woods	19	157	8.3	56	1
J.Goff	43	108	2.5	16	2
J.Kelly	27	74	2.7	7	0
B.Cooks	10	68	6.8	17	1
C.Kupp	4	25	6.3	12	0
J.Davis	2	19	9.5	19	0
G.Everett	2	16	8.0	12	0
J.Reynolds	2	8	4.0	10	0
J.Hekker	1	3	3.0	3	0
S.Mannion	7	-9	-1.3	3	0
Rams	459	2,231	4.9	56	23
Opponents	386	1,957	5.1	51	12

Receiving	No.	Yds	Avg	Long	TD
R.Woods	86	1,219	14.2	39t	6
B.Cooks	80	1,204	15.1	57	5
T.Gurley	59	580	9.8	56	4
C.Kupp	40	566	14.2	70t	6
G.Everett	33	320	9.7	40t	3
J.Reynolds	29	402	13.9	33	5
T.Higbee	24	292	12.2	36	2
M.Brown	5	52	10.4	18t	1
C.Anderson	4	17	4.3	13	0
J.Kelly	2	27	13.5	18	0
K.Hodge	2	17	8.5	14	0
N.Williams	2	17	8.5	11	0
S.Shields	1	12	12.0	12	0
J.Mundt	1	5	5.0	5	0
Rams	368	4,730	12.9	70t	32
Opponents	347	4,106	11.8	73t	31

Interceptions	No.	Yds	Avg	Long	TD
J.Johnson III	4	46	11.5	35	0
M.Peters	3	107	35.7	50t	1
C.Littleton	3	48	16.0	22	1
T.Hill	2	7	3.5	7	0
A.Talib	1	30	30.0	30	0
S.Ebukam	1	25	25.0	25t	1
S.Shields	1	22	22.0	22	0
L.Joyner	1	5	5.0	5	0
N.Robey	1	0	0.0	0	0
B.Countess	1	0	0.0	0	0
Rams	18	290	16.1	50t	3
Opponents	12	73	6.1	26	0

Punting	No	Yds	Avg	Net	TB	In	Lg	B
J.Hekker	43	1,992	46.3	43.0	2	21	68	0
Rams	43	1,992	46.3	43.0	2	21	68	0
Opponents	66	2,912	44.1	38.6	3	26	68	2

Punt Returns	Ret	FC	Yds	Avg	Long	TD
J.Natson	26	10	280	10.8	60	0
P.Cooper	2	1	12	6.0	12	0
M.Christian	1	0	11	11.0	11	0
C.Kupp	1	3	4	4.0	4	0
R.Woods	0	1	0	0	0	0
Rams	30	15	307	10.2	60	0
Opponents	12	7	104	8.7	22	0

Kickoff Returns	No.	Yds	Avg	Long	TD
B.Countess	17	419	24.6	40	0
P.Cooper	13	277	21.3	28	0
J.Natson	6	108	18.0	24	0
M.Longacre	2	30	15.0	16	0
R.Woods	1	0	0.0	0	0
Rams	39	834	21.4	40	0
Opponents	29	652	22.5	42	0

Field Goals	1-19	20-29	30-39	40-49	50+
G.Zuerlein	0/0	9/9	10/10	4/6	4/6
C.Santos	1/1	2/2	2/2	0/1	0/0
S.Ficken	0/0	0/1	1/1	0/1	0/0
J.Hekker	0/0	1/1	0/0	0/0	0/0
Rams	1/1	11/12	13/13	4/8	3/5
Opponents	0/0	7/7	8/9	4/4	5/7

Fumbles Lost: J. Goff 5, J. Natson 1, T.Gurley 1 **Total: 7**
 Opponent Fumble Recoveries: N.Suh 2, A.Donald 2, S.Ebukam 2, J.Franklin 1, T.Young 1, A.Talib 1, L.Joyner 1, R.Wilson 1, D.Fowler 1
Total: 12

Passing	Att	Cmp	Yds	Cmp%	Yds/Att	TD	TD%	Int	Int%	Long	Sack /Lost	Rating
J.Goff	561	364	4,688	64.9%	8.4	32	5.7%	12	2.1%	70t	33/223	101.1
S.Mannion	3	2	23	66.7%	7.7	0	0.0%	0	0.0%	18	0/0	89.6
J.Hekker	4	2	19	50.0%	4.8	0	0.0%	0	0.0%	12	0/0	63.5
Rams	568	368	4,730	64.8%	8.3	32	5.6%	12	2.1%	70t	33/223	100.8
Opponents	533	347	4,106	65.1%	7.7	31	5.8%	18	3.4%	73t	41/326	93.8

RAMS 2018 DEFENSIVE STATS



Player	Total	Solo	Assisted	Sacks	Sack Yds	FF	PD	Safeties	QBH	TFL
Cory Littleton	125	90	35	4.0	43.0	0	13	1	4	9
John Johnson III	118	81	37	0.0	0.0	1	11	0	2	3
Lamarqus Joyner	78	58	20	1.0	11.0	0	3	0	1	3
Mark Barron	60	43	17	1.0	10.0	1	1	1	1	3
Aaron Donald	59	41	18	20.5	183.5	4	1	0	41	25
Ndamukong Suh	59	36	23	4.5	25.5	0	4	0	19	4
Michael Brockers	54	33	21	1.0	3.0	0	0	0	4	4
Marcus Peters	43	33	10	0.0	0.0	0	8	0	1	0
Samson Ebukam	39	24	15	3.0	11.0	3	1	0	6	6
Nickell Robey-Coleman	35	24	11	0.0	0.0	0	4	0	0	3
Troy Hill	34	29	5	0.0	0.0	0	5	0	0	1
Marqui Christian	33	26	7	0.0	0.0	0	1	0	1	0
Ramik Wilson	31	22	9	0.0	0.0	1	2	0	0	3
Aqib Talib	23	18	5	0.0	0.0	1	5	0	0	0
Dante Fowler Jr.	21	15	6	2.0	18.0	1	1	0	5	4
Sam Shields	19	16	3	0.0	0.0	0	4	0	0	1
Matt Longacre	17	8	9	1.0	0.0	0	0	0	6	0
John Franklin-Myers	10	6	4	2.0	14.0	1	0	0	6	1
Bryce Hager	10	6	4	0.0	0.0	0	1	0	0	0
Ethan Westbrooks	8	5	3	1.0	7.0	0	1	0	2	1
Blake Countess	4	2	2	0.0	0.0	0	2	0	0	0
Dominique Easley	4	4	0	0.0	0.0	0	0	0	0	0
Justin Lawler	4	3	1	0.0	0.0	0	0	0	0	1
KhaDarel Hodge	1	1	0	0.0	0.0	0	0	0	0	0
Isaiah Johnson	0	0	0	0.0	0.0	0	0	0	1	0
Total	889	624	265	41.0	326.0	13	68	2	100	72
Opponent	922	685	237	33.0	223.0	11	64	1	72	70

2018 SPECIAL TEAMS TACKLES



Player	Total	Solo	Assisted
Blake Countess	5	5	0
Ramik Wilson	4	4	0
Bryce Hager	4	4	0
Micah Kiser	4	2	2
Justin Davis	3	3	0
KhaDarel Hodge	3	3	1
Marqui Christian	3	2	1
Sam Shields	3	2	1
Jake McQuaide	2	1	1
Malcolm Brown	2	2	0
Nickell Robey-Coleman	2	1	1
Isaiah Johnson	1	1	0
Sam Ficken	1	1	0
Samson Ebukam	1	1	0
Josh Reynolds	1	1	0
John Johnson III	1	1	0
Dominique Hatfield	1	0	1
Justin Lawler	1	0	1
Johnny Hekker	1	1	0
Greg Zuerlein	1	1	0
Justin Lawler	1	1	0
JoJo Natson	1	1	0

LOS ANGELES RAMS ROSTER



LOS ANGELES RAMS PRONUNCIATION



66	Austin BLYTHE	BLY-th
41	MARQUI Christian.....	MAR-key
50	Samson EBUKAM	ay-BOO-kahm
30	Todd GURLEY II	GUR-lee
54	Bryce HAGER	HAY-gur
79	Rob HAVENSTEIN	HAY-vin-stine
11	KHADAREL Hodge.....	ka-DARE-uhl
44	Jake McQUAIDE	Mc-KWAYD
45	OGBONNIA OKORONKWO	o-BO-ny-uh/o-kor-RON-kwo
23	NICKELL ROBEY -Coleman.....	Nick-ELL/Robe-EE
93	NDAMUKONG SUH	En-dom-ah-ken/Soo
21	AQIB TALIB	UH-keeb/TUH-leeb
52	RAMIK Wilson.....	RUH-meek
49	TREVON Young.....	TRAH-von
4	Greg ZUERLEIN	ZURR-line

LOS ANGELES RAMS UNOFFICIAL DEPTH CHART



Unofficial Depth Chart as of 12/18/18

OFFENSE

Underlined denotes rookies

WR 83 Josh Reynolds	11 <u>KhaDarel Hodge</u>		
TE 89 Tyler Higbee	81 Gerald Everett	82 Johnny Mundt	
LT 77 Andrew Whitworth	70 <u>Joseph Noteboom</u>		
LG 76 Rodger Saffold III	64 <u>Jamil Demby</u>		
C 65 John Sullivan	55 <u>Brian Allen</u>		
RG 66 Austin Blythe			
RT 79 Rob Havenstein			
WR 12 Brandin Cooks	19 JoJo Natson		
WR 17 Robert Woods			
QB 16 Jared Goff	14 Sean Mannion		
HB 30 Todd Gurley II	33 Justin Davis	42 <u>John Kelly</u>	35 C.J. Anderson

DEFENSE

DE 90 Michael Brockers	94 <u>John Franklin-Myers</u>		
NT 93 Ndamukong Suh	92 Tanzel Smart	69 <u>Sebastian Joseph-Day</u>	
DT 99 Aaron Donald	95 Ethan Westbrooks		
WILL 56 Dante Fowler Jr.	96 Matt Longacre	45 <u>Ogbonnia Okoronkwo</u>	
OLB 50 Samson Ebukam	53 <u>Justin Lawler</u>	49 <u>Trevon Young</u>	
ILB 58 Cory Littleton	54 Bryce Hager	59 <u>Micah Kiser</u>	
ILB 26 Mark Barron	52 Ramik Wilson		
LCB 22 Marcus Peters	37 Sam Shields	31 <u>Darrious Williams</u>	
RCB 21 Aqib Talib	32 Troy Hill	23 Nickell Robey-Coleman	
SS 43 John Johnson III	24 Blake Countess		
FS 20 Lamarcus Joyner	41 Marqui Christian		

SPECIALISTS

P 6 Johnny Hekker
K 4 Greg Zuerlein
H 6 Johnny Hekker
LS 44 Jake McQuaide
PR 19 JoJo Natson
KR 24 Blake Countess

LOS ANGELES RAMS ALPHABETICAL ROSTER



NO.	PLAYER	POS	HT	WT	DOB	AGE	EXP	COLLEGE	H.S. HOMETOWN	ACQUIRED
55	Allen, Brian	C	6-2	303	10/11/1995	23	R	Michigan State	Hinsdale, Ill.	D4A-'18
35	Anderson, C.J.	RB	5-8	225	2/10/1991	27	6	California	Vallejo, Calif.	FA-'18
26	Barron, Mark	LB	6-2	230	10/27/1989	29	7	Alabama	Mobile, Ala.	T(TB)-'14
66	Blythe, Austin	OL	6-3	298	6/16/1992	26	3	Iowa	Williamsburg, Iowa	W(IND)-'17
90	Brockers, Michael	DL	6-5	305	12/21/1990	28	7	LSU	Houston, Texas	D1-'12
41	Christian, Marqui	S	5-11	207	10/27/1994	24	3	Midwestern State	Spring, Texas	W(AZ) - '16
12	Cooks, Brandin	WR	5-10	183	9/25/1993	25	5	Oregon State	Stockton, Calif.	T(NE) - '18
24	Countess, Blake	DB	5-10	191	8/8/1993	25	3	Auburn	Owings Mills, MD	FA-'16
33	Davis, Justin	RB	6-1	199	11/11/1995	23	2	Southern California	Stockton, Calif.	FA-'17
64	Demby, Jamil	OL	6-5	321	6/20/1996	22	R	Maine	Vineland, N.J.	D6B-'18
99	Donald, Aaron	DT	6-1	280	5/23/1991	27	5	Pittsburgh	Pittsburgh, Pa.	D1B-'14
50	Ebukam, Samson	OLB	6-3	245	5/9/1995	23	2	Eastern Washington	Portland, Ore.	D4B-'17
81	Everett, Gerald	TE	6-3	240	6/25/1994	24	2	South Alabama	Decatur, Ga.	D2-'17
56	Fowler Jr., Dante	OLB	6-3	255	8/3/1994	24	4	Florida	St. Petersburg, Fla.	T(JAX)-'18
94	Franklin-Myers, John	DL	6-4	288	9/26/1996	22	R	Stephen F. Austin	Greenville, Texas	D4B-'18
16	Goff, Jared	QB	6-4	222	10/14/1994	24	3	California	Novato, Calif.	D1-'16
30	Gurley II, Todd	RB	6-1	224	8/3/1994	24	4	Georgia	Tarboro, N.C.	D1-'15
54	Hager, Bryce	LB	6-1	237	5/4/1992	26	4	Baylor	Austin, Texas	D7A-'15
79	Havenstein, Rob	T	6-8	330	5/13/1992	26	4	Wisconsin	Mount Airy, Md.	D2-'15
6	Hekker, Johnny	P	6-5	241	2/8/1990	28	7	Oregon State	Bothell, Wash.	FA-'12
89	Higbee, Tyler	TE	6-6	255	1/1/1993	26	3	Western Kentucky	Clearwater, Fla.	D4A-'16
32	Hill, Troy	CB	5-11	183	8/29/1991	27	4	Oregon	Youngstown, Ohio	W(NE) - '15
11	Hodge, KhaDarel	WR	6-2	205	1/3/1995	24	R	Prairie View A&M	D'Lo, Miss.	FA-'18
43	Johnson III, John	S	6-0	209	12/19/1995	23	2	Boston College	West Hyattsville, Md.	D3B-'17
69	Joseph-Day, Sebastian	DT	6-4	310	3/21/1995	23	R	Rutgers	Stroudsburg, Pa.	D6C-'18
20	Joyner, Lamaricus	S	5-8	191	11/27/1990	28	5	Florida State	Miami, Fla.	D2-'14
42	Kelly, John	RB	5-10	205	10/4/1996	22	R	Tennessee	Detroit, Mich.	D6A-'18
59	Kiser, Micah	LB	6-0	244	1/25/1995	23	R	Virginia	Baltimore, Md.	D5A-'18
53	Lawler, Justin	DL	6-4	265	12/23/1994	24	R	SMU	Pottsboro, Texas	D7B-'18
58	Littleton, Cory	LB	6-3	228	11/18/1993	25	3	Washington	Spring Valley, Calif.	FA-'16
96	Longacre, Matt	OLB	6-3	265	9/21/1991	27	4	Northwest Missouri State	Omaha, Neb.	FA-'15
14	Mannion, Sean	QB	6-6	223	4/25/1992	26	4	Oregon State	Pleasanton, Calif.	D3B-'15
44	McQuaide, Jake	LS	6-2	235	12/7/1987	31	8	Ohio State	Cincinnati, Ohio	FA-'11
82	Mundt, Johnny	TE	6-4	233	11/23/1994	24	1	Oregon	Modesto, Calif.	FA-'17
19	Natson, JoJo	WR	5-7	153	2/1/1994	24	2	Akron	Fort Lauderdale, Fla.	FA-'18
70	Noteboom, Joseph	T	6-5	321	6/19/1995	23	R	Texas Christian	Plano, Texas	D3-'18
45	Okoronkwo, Ogbonnia	OLB	6-2	253	4/24/1995	23	R	Oklahoma	Houston, Texas	D5B-'18
22	Peters, Marcus	CB	6-0	195	1/9/1993	25	4	Washington	Oakland, Calif.	T(KC)-'18
83	Reynolds, Josh	WR	6-3	196	2/16/1995	23	2	Texas A&M	San Antonio, Texas	D4A-'17
23	Robey-Coleman, Nickell	CB	5-8	180	1/17/1992	26	6	Southern California	Frostproof, Fla.	FA-'17
76	Saffold III, Rodger	G	6-5	323	6/6/1988	30	9	Indiana	Bedford, Ohio	D2-'10
37	Shields, Sam	CB	5-11	178	12/8/1987	31	7	Miami	Sarasota, Fla.	FA-'18
92	Smart, Tanzel	DT	6-1	295	11/6/1994	24	2	Tulane	Baton Rouge, La.	D6A-'17
93	Suh, Ndamukong	DT	6-4	313	1/6/1987	32	9	Nebraska	Portland, Ore.	FA-'18
65	Sullivan, John	C	6-4	312	8/8/1985	33	11	Notre Dame	Old Greenwich, Conn.	FA-'17
21	Talib, Aqib	CB	6-1	209	2/13/1986	32	11	Kansas	Richardson, Texas	T(DEN)-'18
95	Westbrooks, Ethan	DL	6-4	287	11/15/1990	28	5	West Texas A&M	Oakland, Calif.	FA-'14
77	Whitworth, Andrew	T	6-7	330	12/12/1981	37	13	LSU	Monroe, La.	FA-'17
31	Williams, Darious	DB	5-9	187	3/15/1993	25	R	Alabama-Birmingham	Jacksonville, Fla.	W(BAL)-'18
52	Wilson, Ramik	LB	6-2	238	8/19/1992	26	4	Georgia	Tampa, Fla.	FA-'18
17	Woods, Robert	WR	6-0	195	4/10/1992	26	6	Southern California	Gardena, Calif.	FA-'17
49	Young, Trevon	OLB	6-4	259	4/1/1995	23	R	Louisville	Des Moines, Iowa	D6D-'18
4	Zuerlein, Greg	K	6-0	191	12/27/1987	31	7	Missouri Western	Lincoln, Neb.	D6-'12

Active Roster: 53

Practice Squad

8	Allen, Brandon	QB	6-2	209	9/5/1992	26	1	Arkansas	Fayetteville, Ark.	FA-'17
27	Deayon, Donte	DB	5-9	159	1/28/1994	24	2	Boise State	Rialto, Calif.	FA-'18
48	Howard, Travin	LB	6-1	219	5/10/1996	22	R	Texas Christian	Longview, Texas	D7A-'18
87	Krieger-Coble, Henry	TE	6-4	246	6/12/1992	26	1	Iowa	Mount Pleasant, Iowa	FA-'17
71	Murphy, Kyle	T	6-6	305	12/11/1993	25	3	Stanford	Mission Viejo, Calif	FA-'18
72	Neary, Aaron	C/G	6-4	299	11/15/1992	26	1	Eastern Washington	Richland, Wash.	W(PHI)-'17
38	Parker, Steven	DB	6-1	210	12/14/1995	23	R	Oklahoma	Tulsa, Okla.	FA-'18
13	Proehl, Austin	WR	5-10	175	10/11/1995	23	R	North Carolina	Charlotte, N.C.	FA-'18
47	Richards, Ramon	CB	5-11	188	11/29/1995	23	R	Oklahoma State	San Antonio, Texas	FA-'18
62	Williams, Darrell	T	6-6	310	3/24/1993	25	2	Western Kentucky	Dublin, Ga.	FA-'18

Practice Squad: 10

Reserve/Injured

34	Brown, Malcolm	RB	5-11	222	5/15/1993	25	3	Texas	Cibola, Texas	FA-'15
91	Easley, Dominique	OLB	6-2	263	4/28/1992	26	4	Florida	Staten Island, N.Y.	FA-'16
97	Fox, Morgan	DE	6-3	275	9/12/1994	24	3	Colorado State Pueblo	Colorado Springs, Colo	FA-'16
36	Hatfield, Dominique	CB	5-10	178	12/13/1994	24	2	Utah	Los Angeles, Calif.	FA-'17
18	Kupp, Cooper	WR	6-2	208	6/15/1993	25	2	Eastern Washington	Yakima, Wash.	D3A-'17
25	Peterson, Kevin	CB	5-11	185	3/22/1994	24	2	Oklahoma State	Muskogee, Okla.	FA-'16
	Sickels, Garrett	OLB	6-4	254	9/24/1994	24	1	Penn State	Red Bank, N.J.	FA-'17
88	Thomas, Michael	WR	6-1	189	8/16/1994	24	3	Southern Mississippi	Chicago, Ill.	D6C-'16

Injured/Practice Squad

LOS ANGELES RAMS NUMERICAL ROSTER



4	Greg Zuerlein	K	6-0	191	12/27/1987	31	7	Missouri Western	Lincoln, Neb.	D6-'12
6	Johnny Hekker	P	6-5	241	2/8/1990	28	7	Oregon State	Bothell, Wash.	FA-'12
11	KhaDarel Hodge	WR	6-2	205	1/3/1995	24	R	Prairie View A&M	D'Lo, Miss.	FA-'18
12	Brandin Cooks	WR	5-10	183	9/25/1993	25	5	Oregon State	Stockton, Calif.	T(NE) - '18
14	Sean Mannion	QB	6-6	223	4/25/1992	26	4	Oregon State	Pleasanton, Calif.	D3B-'15
16	Jared Goff	QB	6-4	222	10/14/1994	24	2	California	Novato, Calif.	D1-'16
17	Robert Woods	WR	6-0	195	4/10/1992	26	6	Southern California	Gardena, Calif	FA-'17
19	JoJo Natson	WR	5-7	153	2/1/1994	24	2	Akron	Fort Lauderdale, Fla.	FA-'18
20	Lamaricus Joyner	S	5-8	191	11/27/1990	28	4	Florida State	Miami, Fla.	D2-'14
21	Aqib Talib	CB	6-1	209	2/13/1986	32	11	Kansas	Richardson, Texas	T(DEN)-'18
22	Marcus Peters	CB	6-0	195	1/9/1993	25	4	Washington	Oakland, Calif.	T(KC)-'18
23	Nickell Robey-Coleman	CB	5-8	180	1/17/1992	26	6	Southern California	Frostproof, Fla.	FA-'17
24	Blake Countess	DB	5-10	191	8/8/1993	25	3	Auburn	Owings Mills, MD	FA-'16
26	Mark Barron	LB	6-2	230	10/27/1989	29	7	Alabama	Mobile, Ala.	T(TB)-'14
30	Todd Gurley II	RB	6-1	224	8/3/1994	24	4	Georgia	Tarboro, N.C.	D1-'15
31	Darius Williams	DB	5-9	187	3/15/1993	25	R	Alabama-Birmingham	Jacksonville, Fla.	W(BAL)-'18
32	Troy Hill	CB	5-11	183	8/29/1991	27	4	Oregon	Youngstown, Ohio	W(NE) - '15
33	Justin Davis	RB	6-1	199	11/11/1995	23	2	Southern California	Stockton, Calif.	FA-'17
35	C.J. Anderson	RB	5-8	225	2/10/1991	27	6	California	Vallejo, Calif.	FA-'18
37	Sam Shields	CB	5-11	178	12/8/1987	31	7	Miami	Sarasota, Fla	FA-'18
41	Marqui Christian	S	5-11	207	10/27/1994	24	3	Midwestern State	Spring, Texas	W(AZ) - '16
42	John Kelly	RB	5-10	205	10/4/1996	22	R	Tennessee	Detroit, Mich.	D6A-'18
43	John Johnson III	S	6-0	209	12/19/1995	23	2	Boston College	West Hyattsville, Md.	D3B-'17
44	Jake McQuaide	LS	6-2	235	12/7/1987	31	8	Ohio State	Cincinnati, Ohio	FA-'11
45	Ogbonnia Okoronkwo	OLB	6-2	253	4/24/1995	23	R	Oklahoma	Houston, Texas	D5B-'18
49	Trevon Young	OLB	6-4	259	4/1/1995	23	R	Louisville	Des Moines, Iowa	D6D-'18
50	Samson Ebukam	OLB	6-3	245	5/9/1995	23	2	Eastern Washington	Portland, Ore.	D4B-'17
52	Ramik Wilson	LB	6-2	238	8/19/1992	26	4	Georgia	Tampa, Fla.	FA-'18
53	Justin Lawler	DL	6-4	265	12/23/1994	24	R	SMU	Pottsboro, Texas	D7B-'18
54	Bryce Hager	LB	6-1	237	5/4/1992	26	4	Baylor	Austin, Texas	D7A-'15
55	Brian Allen	C	6-2	303	10/11/1995	23	R	Michigan State	Hinsdale, Ill.	D4A-'18
56	Dante Fowler Jr.	OLB	6-3	255	8/3/1994	24	4	Florida	St. Petersburg, Fla.	T(JAX)-'18
58	Cory Littleton	LB	6-3	228	11/18/1993	25	3	Washington	Spring Valley, Calif.	FA-'16
59	Micah Kiser	LB	6-0	244	1/25/1995	23	R	Virginia	Baltimore, Md.	D5A-'18
64	Jamil Demby	OL	6-5	321	6/20/1996	22	R	Maine	Vineland, N.J.	D6B-'18
65	John Sullivan	C	6-4	312	8/8/1985	33	11	Notre Dame	Old Greenwich, Conn.	FA-'17
66	Austin Blythe	OL	6-3	298	6/16/1992	26	3	Iowa	Williamsburg, Iowa	W(IND)-'17
69	Sebastian Joseph-Day	DT	6-4	310	3/21/1995	23	R	Rutgers	Stroudsburg, Pa.	D6C-'18
70	Joseph Noteboom	T	6-5	321	6/19/1995	23	R	Texas Christian	Plano, Texas	D3-'18
76	Rodger Saffold III	G	6-5	323	6/6/1988	30	9	Indiana	Bedford, Ohio	D2-'10
77	Andrew Whitworth	T	6-7	330	12/12/1981	37	13	LSU	Monroe, La.	FA-'17
79	Rob Havenstein	T	6-8	330	5/13/1992	26	4	Wisconsin	Mount Airy, Md.	D2-'15
81	Gerald Everett	TE	6-3	240	6/25/1994	24	2	South Alabama	Decatur, Ga.	D2-'17
82	Johnny Mundt	TE	6-4	233	11/23/1994	24	1	Oregon	Modesto, Calif.	FA-'17
83	Josh Reynolds	WR	6-3	196	2/16/1995	23	2	Texas A&M	San Antonio, Texas	D4A-'17
89	Tyler Higbee	TE	6-6	255	1/1/1993	26	3	Western Kentucky	Clearwater, Fla.	D4A-'16
90	Michael Brockers	DL	6-5	305	12/21/1990	28	7	LSU	Houston, Texas	D1-'12
92	Tanzel Smart	DT	6-1	295	11/6/1994	24	2	Tulane	Baton Rouge, La.	D6A-'17
93	Ndamukong Suh	DT	6-4	313	1/6/1987	32	9	Nebraska	Portland, Ore.	FA-'18
94	John Franklin-Myers	DL	6-4	288	9/26/1996	22	R	Stephen F. Austin	Greenville, Texas	D4B-'18
95	Ethan Westbrooks	DL	6-4	287	11/15/1990	28	5	West Texas A&M	Oakland, Calif.	FA-'14
96	Matt Longacre	OLB	6-3	265	9/21/1991	27	4	Northwest Missouri State	Omaha, Neb.	FA-'15
99	Aaron Donald	DT	6-1	280	5/23/1991	27	5	Pittsburgh	Pittsburgh, Pa.	D1B-'14

Active Roster: 53

Practice Squad

8	Brandon Allen	QB	6-2	209	9/5/1992	26	1	Arkansas	Fayetteville, Ark.	FA-'17
13	Austin Proehl	WR	5-10	175	10/11/1995	23	R	North Carolina	Charlotte, N.C.	FA-'18
27	Donte Deayon	DB	5-9	159	1/28/1994	24	2	Boise State	Rialto, Calif.	FA-'18
38	Steven Parker	DB	6-1	210	12/14/1995	23	R	Oklahoma	Tulsa, Okla.	FA-'18
47	Ramon Richards	CB	5-11	188	11/29/1995	23	R	Oklahoma State	San Antonio, Texas	FA-'18
48	Travin Howard	LB	6-1	219	5/10/1996	22	R	Texas Christian	Longview, Texas	D7A-'18
62	Darrell Williams	T	6-6	310	3/24/1993	25	2	Western Kentucky	Dublin, Ga.	FA-'18
71	Kyle Murphy	T	6-6	305	12/11/1993	25	3	Stanford	Mission Viejo, Calif	FA-'18
72	Aaron Neary	C/G	6-4	299	11/15/1992	26	1	Eastern Washington	Richland, Wash.	W(PHI)-'17
87	Henry Krieger-Coble	TE	6-4	246	6/12/1992	26	1	Iowa	Mount Pleasant, Iowa	FA-'17

Practice Squad: 10

Reserve/Injured

18	Cooper Kupp	WR	6-2	208	6/15/1993	25	2	Eastern Washington	Yakima, Wash.	D3A-'17
25	Kevin Peterson	CB	5-11	185	3/22/1994	24	2	Oklahoma State	Muskogee, Okla.	FA-'16
34	Malcolm Brown	RB	5-11	222	5/15/1993	25	3	Texas	Cibola, Texas	FA-'15
36	Dominique Hatfield	CB	5-10	178	12/13/1994	24	2	Utah	Los Angeles, Calif.	FA-'17
88	Michael Thomas	WR	6-1	189	8/16/1994	24	3	Southern Mississippi	Chicago, Ill.	D6C-'16
91	Dominique Easley	OLB	6-2	263	4/28/1992	26	4	Florida	Staten Island, N.Y.	FA-'16
97	Morgan Fox	DE	6-3	275	9/12/1994	24	3	Colorado State Pueblo	Colorado Springs, Colo.	FA-'16

LOS ANGELES RAMS EXPERIENCE ROSTER



	NO.	PLAYER	POS	HT	WT	DOB	AGE	EXP	COLLEGE	H.S. HOMETOWN	ACQUIRED
13th Year (1)	77	Whitworth, Andrew	T	6-7	330	12/12/1981	37	13	LSU	Monroe, La.	FA-'17
11th Year (2)	65	Sullivan, John	C	6-4	312	8/8/1985	33	11	Notre Dame	Old Greenwich, Conn.	FA-'17
	21	Talib, Aqib	CB	6-1	209	2/13/1986	32	11	Kansas	Richardson, Texas	T(DEN)-'18
9th Year (2)	76	Saffold III, Rodger	G	6-5	323	6/6/1988	30	9	Indiana	Bedford, Ohio	D2-'10
	93	Suh, Ndamukong	DT	6-4	313	1/6/1987	32	9	Nebraska	Portland, Ore.	FA-'18
8th Year (1)	44	McQuaide, Jake	LS	6-2	235	12/7/1987	31	8	Ohio State	Cincinnati, Ohio	FA-'11
7th Year (5)	4	Zuerlein, Greg	K	6-0	191	12/27/1987	31	7	Missouri Western	Lincoln, Neb.	D6-'12
	6	Hekker, Johnny	P	6-5	241	2/8/1990	28	7	Oregon State	Bothell, Wash.	FA-'12
	26	Barron, Mark	LB	6-2	230	10/27/1989	29	7	Alabama	Mobile, Ala.	T(TB)-'14
	37	Shields, Sam	CB	5-11	178	12/8/1987	31	7	Miami	Sarasota, Fla	FA-'18
	90	Brockers, Michael	DL	6-5	305	12/21/1990	28	7	LSU	Houston, Texas	D1-'12
6th Year (3)	17	Woods, Robert	WR	6-0	195	4/10/1992	26	6	Southern California	Gardena, Calif.	FA-'17
	23	Robey-Coleman, Nickell	CB	5-8	180	1/17/1992	26	6	Southern California	Frostproof, Fla.	FA-'17
	35	Anderson, C.J.	RB	5-8	225	2/10/1991	27	6	California	Vallejo, Calif.	FA-'18
5th Year (4)	12	Cooks, Brandin	WR	5-10	183	9/25/1993	25	5	Oregon State	Stockton, Calif.	T(NE) - '18
	20	Joyner, Lamarcus	S	5-8	191	11/27/1990	28	5	Florida State	Miami, Fla.	D2-'14
	95	Westbrooks, Ethan	DL	6-4	287	11/15/1990	28	5	West Texas A&M	Oakland, Calif.	FA-'14
	99	Donald, Aaron	DT	6-1	280	5/23/1991	27	5	Pittsburgh	Pittsburgh, Pa.	D1B-'14
4th Year (9)	14	Mannion, Sean	QB	6-6	223	4/25/1992	26	4	Oregon State	Pleasanton, Calif.	D3B-'15
	22	Peters, Marcus	CB	6-0	195	1/9/1993	25	4	Washington	Oakland, Calif.	T(KC)-'18
	30	Gurley II, Todd	RB	6-1	224	8/3/1994	24	4	Georgia	Tarboro, N.C.	D1-'15
	32	Hill, Troy	CB	5-11	183	8/29/1991	27	4	Oregon	Youngstown, Ohio	W(NE) - '15
	52	Wilson, Ramik	LB	6-2	238	8/19/1992	26	4	Georgia	Tampa, Fla.	FA-'18
	54	Hager, Bryce	LB	6-1	237	5/4/1992	26	4	Baylor	Austin, Texas	D7A-'15
	56	Fowler Jr., Dante	OLB	6-3	255	8/3/1994	24	4	Florida	St. Petersburg, Fla.	T(JAX)-'18
	79	Havenstein, Rob	T	6-8	330	5/13/1992	26	4	Wisconsin	Mount Airy, Md.	D2-'15
	96	Longacre, Matt	OLB	6-3	265	9/21/1991	27	4	Northwest Missouri State	Omaha, Neb.	FA-'15
3rd Year (6)	16	Goff, Jared	QB	6-4	222	10/14/1994	24	3	California	Novato, Calif.	D1-'16
	24	Countess, Blake	DB	5-10	191	8/8/1993	25	3	Auburn	Owings Mills, MD	FA-'16
	41	Christian, Marqui	S	5-11	207	10/27/1994	24	3	Midwestern State	Spring, Texas	W(AZ) - '16
	58	Littleton, Cory	LB	6-3	228	11/18/1993	25	3	Washington	Spring Valley, Calif.	FA-'16
	66	Blythe, Austin	OL	6-3	298	6/16/1992	26	3	Iowa	Williamsburg, Iowa	W(IND)-'17
	89	Higbee, Tyler	TE	6-6	255	1/1/1993	26	3	Western Kentucky	Clearwater, Fla.	D4A-'16
2nd Year (7)	19	Natson, JoJo	WR	5-7	153	2/1/1994	24	2	Akron	Fort Lauderdale, Fla.	FA-'18
	33	Davis, Justin	RB	6-1	199	11/11/1995	23	2	Southern California	Stockton, Calif.	FA-'17
	43	Johnson III, John	S	6-0	209	12/19/1995	23	2	Boston College	West Hyattsville, Md.	D3B-'17
	50	Ebukam, Samson	OLB	6-3	245	5/9/1995	23	2	Eastern Washington	Portland, Ore.	D4B-'17
	81	Everett, Gerald	TE	6-3	240	6/25/1994	24	2	South Alabama	Decatur, Ga.	D2-'17
	83	Reynolds, Josh	WR	6-3	196	2/16/1995	23	2	Texas A&M	San Antonio, Texas	D4A-'17
92	Smart, Tanzel	DT	6-1	295	11/6/1994	24	2	Tulane	Baton Rouge, La.	D6A-'17	
1st Year (1)	82	Mundt, Johnny	TE	6-4	233	11/23/1994	24	1	Oregon	Modesto, Calif.	FA-'17
Rookie (12)	11	Hodge, KhaDarel	WR	6-2	205	1/3/1995	24	R	Prarie View A&M	D'Lo, Miss.	FA-'18
	31	Williams, Darius	DB	5-9	187	3/15/1993	25	R	Alabama-Birmingham	Jacksonville, Fla.	W(BAL)-'18
	42	Kelly, John	RB	5-10	205	10/4/1996	22	R	Tennessee	Detroit, Mich.	D6A-'18
	45	Okoronkwo, Ogbonnia	OLB	6-2	253	4/24/1995	23	R	Oklahoma	Houston, Texas	D5B-'18
	49	Young, Trevon	OLB	6-4	259	4/1/1995	23	R	Louisville	Des Moines, Iowa	D6D-'18
	53	Lawler, Justin	DL	6-4	265	12/23/1994	24	R	SMU	Pottsboro, Texas	D7B-'18
	55	Allen, Brian	C	6-2	303	10/11/1995	23	R	Michigan State	Hinsdale, Ill.	D4A-'18
	59	Kiser, Micah	LB	6-0	244	1/25/1995	23	R	Virginia	Baltimore, Md.	D5A-'18
	64	Demby, Jamil	OL	6-5	321	6/20/1996	22	R	Maine	Vineland, N.J.	D6B-'18
	69	Joseph-Day, Sebastian	DT	6-4	310	3/21/1995	23	R	Rutgers	Stroudsburg, Pa.	D6C-'18
	70	Noteboom, Joseph	T	6-5	321	6/19/1995	23	R	Texas Christian	Plano, Texas	D3-'18
	94	Franklin-Myers, John	DL	6-4	288	9/26/1996	22	R	Stephen F. Austin	Greenville, Texas	D4B-'18

LOS ANGELES RAMS POSITIONAL ROSTER



QUARTERBACKS (2)	POS	HT	WT	DOB	AGE	EXP	COLLEGE	H.S. HOMETOWN	ACQUIRED
14 Mannion, Sean	QB	6-6	223	4/25/1992	26	4	Oregon State	Pleasanton, Calif.	D3B-'15
16 Goff, Jared	QB	6-4	222	10/14/1994	24	3	California	Novato, Calif.	D1-'16
RUNNING BACKS (4)									
30 Gurley II, Todd	RB	6-1	224	8/3/1994	24	4	Georgia	Tarboro, N.C.	D1-'15
33 Davis, Justin	RB	6-1	199	11/11/1995	23	2	Southern California	Stockton, Calif.	FA-'17
35 Anderson, C.J.	RB	5-8	225	2/10/1991	27	6	California	Vallejo, Calif.	FA-'18
42 Kelly, John	RB	5-10	205	10/4/1996	22	R	Tennessee	Detroit, Mich.	D6A-'18
WIDE RECEIVERS (5)									
11 Hodge, KhaDarel	WR	6-2	205	1/3/1995	24	R	Prarie View A&M	D'Lo, Miss.	FA-'18
12 Cooks, Brandin	WR	5-10	183	9/25/1993	25	5	Oregon State	Stockton, Calif.	T(NE) - '18
17 Woods, Robert	WR	6-0	195	4/10/1992	26	6	Southern California	Gardena, Calif.	FA-'17
19 Natson, JoJo	WR	5-7	153	2/1/1994	24	2	Akron	Fort Lauderdale, Fla.	FA-'18
83 Reynolds, Josh	WR	6-3	196	2/16/1995	23	2	Texas A&M	San Antonio, Texas	D4A-'17
TIGHT ENDS (3)									
81 Everett, Gerald	TE	6-3	240	6/25/1994	24	2	South Alabama	Decatur, Ga.	D2-'17
82 Mundt, Johnny	TE	6-4	233	11/23/1994	24	1	Oregon	Modesto, Calif.	FA-'17
89 Higbee, Tyler	TE	6-6	255	1/1/1993	26	3	Western Kentucky	Clearwater, Fla.	D4A-'16
OFFENSIVE LINE (8)									
55 Allen, Brian	C	6-2	303	10/11/1995	23	R	Michigan State	Hinsdale, Ill.	D4A-'18
64 Demby, Jamil	OL	6-5	321	6/20/1996	22	R	Maine	Vineland, N.J.	D6B-'18
65 Sullivan, John	C	6-4	312	8/8/1985	33	11	Notre Dame	Old Greenwich, Conn.	FA-'17
66 Blythe, Austin	OL	6-3	298	6/16/1992	26	3	Iowa	Williamsburg, Iowa	W(IND)-'17
70 Noteboom, Joseph	T	6-5	321	6/19/1995	23	R	Texas Christian	Plano, Texas	D3-'18
76 Saffold III, Rodger	G	6-5	323	6/6/1988	30	9	Indiana	Bedford, Ohio	D2-'10
77 Whitworth, Andrew	T	6-7	330	12/12/1981	37	13	LSU	Monroe, La.	FA-'17
79 Havenstein, Rob	T	6-8	330	5/13/1992	26	4	Wisconsin	Mount Airy, Md.	D2-'15
DEFENSIVE LINE (8)									
53 Lawler, Justin	DL	6-4	265	12/23/1994	24	R	SMU	Pottsboro, Texas	D7B-'18
69 Joseph-Day, Sebastian	DT	6-4	310	3/21/1995	23	R	Rutgers	Stroudsburg, Pa.	D6C-'18
90 Brockers, Michael	DL	6-5	305	12/21/1990	28	7	LSU	Houston, Texas	D1-'12
92 Smart, Tanzel	DT	6-1	295	11/6/1994	24	2	Tulane	Baton Rouge, La.	D6A-'17
93 Suh, Ndamukong	DT	6-4	313	1/6/1987	32	9	Nebraska	Portland, Ore.	FA-'18
94 Franklin-Myers, John	DL	6-4	288	9/26/1996	22	R	Stephen F. Austin	Greenville, Texas	D4B-'18
95 Westbrook, Ethan	DL	6-4	287	11/15/1990	28	5	West Texas A&M	Oakland, Calif.	FA-'14
99 Donald, Aaron	DT	6-1	280	5/23/1991	27	5	Pittsburgh	Pittsburgh, Pa.	D1B-'14
LINEBACKERS (10)									
26 Barron, Mark	LB	6-2	230	10/27/1989	29	7	Alabama	Mobile, Ala.	T(TB)-'14
45 Okoronkwo, Ogbornia	OLB	6-2	253	4/24/1995	23	R	Oklahoma	Houston, Texas	D5B-'18
49 Young, Trevon	OLB	6-4	259	4/1/1995	23	R	Louisville	Des Moines, Iowa	D6D-'18
50 Ebukam, Samson	OLB	6-3	245	5/9/1995	23	2	Eastern Washington	Portland, Ore.	D4B-'17
52 Wilson, Ramik	LB	6-2	238	8/19/1992	26	4	Georgia	Tampa, Fla.	FA-'18
54 Hager, Bryce	LB	6-1	237	5/4/1992	26	4	Baylor	Austin, Texas	D7A-'15
56 Fowler Jr., Dante	OLB	6-3	255	8/3/1994	24	4	Florida	St. Petersburg, Fla.	T(JAX)-'18
58 Littleton, Cory	LB	6-3	228	11/18/1993	25	3	Washington	Spring Valley, Calif.	FA-'16
59 Kiser, Micah	LB	6-0	244	1/25/1995	23	R	Virginia	Baltimore, Md.	D5A-'18
96 Longacre, Matt	OLB	6-3	265	9/21/1991	27	4	Northwest Missouri State	Omaha, Neb.	FA-'15
SECONDARY (10)									
20 Joyner, Lamarqus	S	5-8	191	11/27/1990	28	5	Florida State	Miami, Fla.	D2-'14
21 Talib, Aqib	CB	6-1	209	2/13/1986	32	11	Kansas	Richardson, Texas	T(DEN)-'18
22 Peters, Marcus	CB	6-0	195	1/9/1993	25	4	Washington	Oakland, Calif.	T(KC)-'18
23 Robey-Coleman, Nickell	CB	5-8	180	1/17/1992	26	6	Southern California	Frostproof, Fla.	FA-'17
24 Countess, Blake	DB	5-10	191	8/8/1993	25	3	Auburn	Owings Mills, MD	FA-'16
31 Williams, Darius	DB	5-9	187	3/15/1993	25	R	Alabama-Birmingham	Jacksonville, Fla.	W(BAL)-'18
32 Hill, Troy	CB	5-11	183	8/29/1991	27	4	Oregon	Youngstown, Ohio	W(NE) - '15
37 Shields, Sam	CB	5-11	178	12/8/1987	31	7	Miami	Sarasota, Fla.	FA-'18
41 Christian, Marqui	S	5-11	207	10/27/1994	24	3	Midwestern State	Spring, Texas	W(AZ) - '16
43 Johnson III, John	S	6-0	209	12/19/1995	23	2	Boston College	West Hyattsville, Md.	D3B-'17
SPECIALISTS (3)									
4 Zuerlein, Greg	K	6-0	191	12/27/1987	31	7	Missouri Western	Lincoln, Neb.	D6-'12
6 Hekker, Johnny	P	6-5	241	2/8/1990	28	7	Oregon State	Bothell, Wash.	FA-'12
44 McQuaide, Jake	LS	6-2	235	12/7/1987	31	8	Ohio State	Cincinnati, Ohio	FA-'11

LOS ANGELES RAMS 2018 TRANSACTIONS



DATE	NAME	MOVE	DATE	NAME	MOVE
January 8	WR Fred Brown	Signed Reserves/Futures Contract	Sept. 5	DB Isaiah Johnson	Waived
January 8	DT Omarion Bryant	Signed Reserves/Futures Contract	Sept. 6	DB Isaiah Johnson	Signed
January 8	C Jake Eldrenkamp	Signed Reserves/Futures Contract	Sept. 8	OL Jamil Demby	Waived
January 8	CB Dominique Hatfield	Signed Reserves/Futures Contract	Sept. 11	C/G Aaron Neary	Added to Practice Squad
January 8	TE Henry Krieger-Coble	Signed Reserves/Futures Contract	Sept. 12	WR Pharoh Cooper	Placed on Reserve/Injured
January 8	TE Johnny Mundt	Signed Reserves/Futures Contract	Sept. 12	WR JoJo Natson	Signed
January 8	CB Taurean Nixon	Signed Reserves/Futures Contract	Sept. 17	WR Michael Thomas	Placed on Reserve/Injured
January 8	OLB Ejuan Price	Signed Reserves/Futures Contract	Sept. 17	K Sam Ficken	Signed
January 8	RB Sam Rogers	Signed Reserves/Futures Contract	Sept. 17	G Jamon Brown	Exempt/Commissioner Permission
January 8	CB Marcus Sayles	Signed Reserves/Futures Contract	Sept. 18	QB Brandon Allen	Waived
February 22	T Michael Dunn	Signed	Sept. 18	TE Temarrick Hemingway	Released from Practice Squad
March 6	S Lamaricus Joyner	Designated Franchise Player	Sept. 18	OB Luis Perez	Released from Practice Squad
March 8	DB Sam Shields	Signed	Sept. 18	DB Isaiah Johnson	Waived
March 9	LS Jake McQuaide	Signed	Sept. 18	T Darrell Williams	Signed to Practice Squad
March 12	RB Malcolm Brown	Tendered	Sept. 19	G Jamon Brown	Activated from Exemption
March 12	K Sam Ficken	Tendered	Sept. 19	WR KhaDarel Hodge	Signed to Active Roster from Practice Squad
March 12	CB Troy Hill	Tendered	Sept. 19	OB Brandon Allen	Signed to Practice Squad
March 12	OLB Matt Longacre	Tendered	Sept. 26	CB Aqib Talib	Placed on Reserve/Injured
March 14	CB Marcus Peters	Acquired Via Trade From KC	Sept. 26	CB Dominique Hatfield	Signed to Active Roster from Practice Squad
March 14	CB Aqib Talib	Acquired Via Trade From DEN	Oct. 2	OLB Dominique Easley	Placed on Reserve/Injured
March 14	OLB Robert Quinn	Traded to MIA	Oct. 2	K Sam Ficken	Waived
March 14	LB Alec Ogletree	Traded to NYG	Oct. 2	K Cairo Santos	Signed
March 19	DT Dominique Easley	Signed	Oct. 2	DE Marcus Martin	Released from Practice Squad
March 22	C John Sullivan	Signed	Oct. 2	LB Carlos Thompson	Waived from Reserve/Injured
March 26	LB Ramik Wilson	Signed	Oct. 2	DE Ja'Von Rolland-Jones	Signed to Practice Squad
April 5	WR Brandon Cooks	Acquired Via Trade From NE	Oct. 2	CB Linden Stephens	Signed to Practice Squad
April 6	CB Kayvon Webster	Terminated, Vested Veteran, all contracts	Oct. 6	C/G Aaron Neary	Terminated from Practice Squad
April 6	DT Ndumukong Suh	Signed	Oct. 8	C/G Aaron Neary	Signed to Practice Squad
April 12	DB Marcus Sayles	Waived	Oct. 8	DB Darius Williams	Claimed Off Waivers From Baltimore
April 16	T Cornelius Lucas	Signed	Oct. 9	G Evan Boehm	Signed to Colts Active Roster
April 16	T Darrell Williams	Signed	Oct. 9	T Rick Leonard	Signed to Practice Squad
April 16	RB Malcolm Brown	Signed Exclusive Rights Contract	Oct. 16	K Cairo Santos	Terminated, Vested Veteran, all contracts
April 16	K Sam Ficken	Signed Exclusive Rights Contract	Oct. 16	WR Nick Williams	Signed
April 16	CB Troy Hill	Signed Exclusive Rights Contract	Oct. 16	DB Linden Stephens	Terminated from Practice Squad
May 1	WR LaQuintonze Gonzalez	Signed	Oct. 16	LB Travin Howard	Signed to Practice Squad
May 1	WR Ricky Jeune	Signed	Oct. 23	WR Steven Mitchell	Terminated (by Club) from Practice Squad
May 1	G Jeremiah Kolone	Signed	Oct. 23	WR Austin Mitchell	Signed to Practice Squad
May 1	WR Steven Mitchell	Signed	Oct. 30	G Jamon Brown	Waived
May 1	DT McKay Murphy	Signed	Oct. 30	DE Dante Fowler Jr.	Acquired Via Trade From JAX
May 2	DB Curtis Mickell	Signed	Nov. 5	OLB Trevon Young	Waived
May 2	LB Tegray Scales	Signed	Nov. 5	OLB Ogbornia Okoronkwo	Activated from Reserve
May 4	CB Ramon Richards	Signed	Nov. 6	T Rick Leonard	Terminated (by Club) from Practice Squad
May 14	OLB Carlos Thompson	Waived/Injured	Nov. 6	DE Ja'Von Rolland-Jones	Terminated (by Club) from Practice Squad
May 14	RB Nick Holley	Signed	Nov. 7	OLB Trevon Young	Signed to Practice Squad
May 14	DB Aloabi Laguda	Signed	Nov. 7	G J.J. Dielman	Signed to Practice Squad
May 14	TE Codye McElroy	Signed	Nov. 13	WR Pharoh Cooper	Returned to Practice
May 14	DB Steven Parker	Signed	Nov. 19	WR Cooper Kupp	Placed on Reserve/Injured
May 14	OB Luis Perez	Signed	Nov. 19	WR Pharoh Cooper	Active List Addition
May 14	DE Brian Womac	Signed	Nov. 26	CB Aqib Talib	Returned to Practice
May 15	FB Sam Rogers	Waived	Nov. 30	WR Nick Williams	Waived
May 15	RB Lenard Tilley	Waived	Nov. 30	CB Aqib Talib	Activated from Reserve
May 15	DT Dalton Keene	Signed	Dec. 4	WR Kendal Thompson	Waived from Reserve/Injured
May 15	DB Chucky Williams	Signed	Dec. 11	RB Malcolm Brown	Placed on Reserve/Injured
May 15	RB Larry Rose III	Awarded Off Waivers	Dec. 11	DB Dominique Hatfield	Placed on Reserve/Injured
May 17	DT Dalton Keene	Waived	Dec. 11	OLB Trevon Young	Signed to Active Roster from Practice Squad
May 21	DT Churky Clements	Signed	Dec. 12	OL Jamil Demby	Signed to Active Roster from Lions PS
June 5	T Michael Dunn	Waived	Dec. 12	CB Dante Deason	Signed to Practice Squad
June 8	DB Nate Holley	Signed	Dec. 18	WR Pharoh Cooper	Waived
June 8	C Brian Allen	Draft Selection Signed	Dec. 18	RB C.J. Anderson	Signed
June 8	G Jamil Demby	Draft Selection Signed	Dec. 29	G J.J. Dielman	Practice Squad; Injured
June 8	DE John Franklin	Draft Selection Signed	Dec. 29	T Kyle Murphy	Signed to Practice Squad
June 8	LB Travin Howard	Draft Selection Signed			
June 8	NT Sebastian Joseph	Draft Selection Signed			
June 8	RB John Kelly	Draft Selection Signed			
June 8	LB Micha Kiser	Draft Selection Signed			
June 8	DE Justin Lawler	Draft Selection Signed			
June 8	T Joseph Noteboom	Draft Selection Signed			
June 8	LB Ogbornia Okoronkwo	Draft Selection Signed			
June 8	LB Trevon Young	Draft Selection Signed			
June 18	RB Larry Rose III	Waived			
June 18	DB Chucky Williams	Waived			
July 24	WR LaQuintonze Gonzalez	Waived			
July 24	WR Ricky Jeune	Waived			
July 24	DT Dominique Easley	Declared Physically Unable Perform			
July 24	OLB Ogbornia Okoronkwo	Declared Physically Unable Perform			
July 24	OL Jeremiah Kolone	Declared Non-Football Injury			
July 25	S Lamaricus Joyner	Declared Non-Football Injury			
July 26	S Lamaricus Joyner	Passed Physical			
July 27	DT Aaron Donald	Declared Did Not Report			
July 28	OL Jeremiah Kolone	Passed Physical			
July 30	WR Aaron Lacombe	Waived/Injured, Prior to cut to 53			
July 30	WR Kendal Thompson	Signed			
Aug. 4	OLB Garrett Sickles	Waived/Injured Prior to cut to 53			
Aug. 6	DE Marcus Martin	Signed			
Aug. 11	DB Kevin Peterson	Reserve/Injured; prior to cut to 53			
Aug. 11	DT Lord Hyeamang	Signed			
Aug. 20	DT Dominique Easley	Passed Physical			
Aug. 28	RB Larry Rose III	Signed			
Aug. 31	DT Aaron Donald	Placed on Commissioner's Exempt List			
Aug. 31	WR Fred Brown	Waived			
Aug. 31	K Sam Ficken	Waived			
Aug. 31	DB Nate Holley	Waived			
Aug. 31	RB Nick Holley	Waived			
Aug. 31	TE Codye McElroy	Waived			
Aug. 31	WR JoJo Natson	Waived			
Aug. 31	T Darrell Williams	Waived			
Aug. 31	T Cornelius Lucas	Terminated, Vested Veteran, all contracts			
Aug. 31	DB Aloabi Laguda	Waived, Injured			
Aug. 31	WR Kendal Thompson	Waived, Injured			
Aug. 31	DE Ryan Davis	Reserve/Injured			
Aug. 31	DE Morgan Fox	Reserve/Injured			
Aug. 31	DT Omarion Bryant	Waived			
Aug. 31	DT Churky Clements	Waived			
Aug. 31	C Jake Eldrenkamp	Waived			
Aug. 31	DT Lord Hyeamang	Waived			
Aug. 31	G Jeremiah Kolone	Waived			
Aug. 31	DE Marcus Martin	Waived			
Aug. 31	DB Curtis Mickell	Waived			
Aug. 31	DT McKay Murphy	Waived			
Aug. 31	DB Taurean Nixon	Waived			
Aug. 31	LB Tegray Scales	Waived			
Aug. 31	DE Brian Womac	Waived			
Aug. 31	C Aaron Neary	Waived			
Sept. 1	DB Dominique Hatfield	Waived			
Sept. 1	TE Temarrick Hemingway	Waived			
Sept. 1	WR KhaDarel Hodge	Waived			
Sept. 1	TE Henry Krieger-Coble	Waived			
Sept. 1	WR Steven Mitchell	Waived			
Sept. 1	DB Steven Parker	Waived			
Sept. 1	QB Luis Perez	Waived			
Sept. 1	OLB Ejuan Price	Waived			
Sept. 1	DB Ramon Richards	Waived			
Sept. 1	RB Larry Rose III	Waived			
Sept. 1	G Jamon Brown	Suspended			
Sept. 1	LB Travin Howard	Waived/Injured			
Sept. 1	OLB Ogbornia Okoronkwo	Reserve List Addition			
Sept. 2	DB Dominique Hatfield	Added to Practice Squad			
Sept. 2	TE Temarrick Hemingway	Added to Practice Squad			
Sept. 2	WR KhaDarel Hodge	Added to Practice Squad			
Sept. 2	G Jeremiah Kolone	Added to Practice Squad			
Sept. 2	TE Henry Krieger-Coble	Added to Practice Squad			
Sept. 2	WR Steven Mitchell	Added to Practice Squad			
Sept. 2	DB Steven Parker	Added to Practice Squad			
Sept. 2	QB Luis Perez	Added to Practice Squad			
Sept. 2	DB Ramon Richards	Added to Practice Squad			
Sept. 4	DE Ryan Davis	Terminated, Vested Veteran, Injury Settlement			
Sept. 4	G Evan Boehm	Added to Practice Squad			

HOW THE 2018 LOS ANGELES RAMS WERE BUILT



DRAFTEES (26)

FREE AGENTS (18)

TRADES/WAIVERS (9)

2018	T Joseph Noteboom (3)	WR KhaDarel Hodge (FA)	WR Brandin Cooks (T-NE)
	OL Brian Allen (4a)	WR JoJo Natson (FA)	CB Marcus Peters (T-KC)
	DE John Franklin-Myers (4b)	CB Sam Shields (FA)	CB Aqib Talib (T-DEN)
	LB Micah Kiser (5a)	DT Ndamukong Suh (FA)	DB Darius Williams (W-BAL)
	OLB Ogbonnia Okoronkwo (5b)	LB Ramik Wilson (FA)	DE Dante Fowler Jr. (T-JAX)
	RB John Kelly (6a)	RB C.J. Anderson (FA)	
	OL Jamil Demby (6b)		
	DL Sebastian Joseph (6c)		
	OLB Trevon Young (6d)		
	DL Justin Lawler (7b)		
2017	TE Gerald Everett (2)	RB Justin Davis (UDFA)	C Austin Blythe (W-IND)
	S John Johnson III (3b)	TE Johnny Mundt (UDFA)	
	WR Josh Reynolds (4a)	CB Nickell Robey-Coleman (FA)	
	OLB Samson Ebukam (4b)	C John Sullivan (FA)	
	DT Tanzel Smart (6)	T Andrew Whitworth (FA)	
	WR Robert Woods (FA)		
2016	QB Jared Goff (1)	CB Blake Countess (FA)	S Marqui Christian (W-AZ)
	TE Tyler Higbee (4a)	LB Cory Littleton (UDFA)	
2015	RB Todd Gurley II (1)	OLB Matt Longacre (UDFA)	CB Troy Hill (W-NE)
	T Rob Havenstein (2)		
	QB Sean Mannion (3)		
	LB Bryce Hager (7)		
2014	CB Aaron Donald (1)	DE Ethan Westbrooks (UDFA)	LB Mark Barron (T-TB)
	S Lamarcus Joyner (2)		
2012	DL Michael Brockers (1)	P Johnny Hekker (UDFA)	
	K Greg Zuerlein (6)		
2011		LS Jake McQuaide (UDFA)	
2010	OL Rodger Saffold (2)		

FA - Free Agent; UFA - Unrestricted Free Agent; UDFA - Undrafted Free Agent; RFA - Restricted Free Agent; W - Waivers; T- Trade

LOS ANGELES RAMS STARTERS/INACTIVES



OFFENSE

	WR	LT	LG	C	RG	RT	WR	WR	QB	TE	RB
at Oak 9/10	C. Kupp	A. Whitworth	R. Saffold	J. Sullivan	A. Blythe	R. Havenstein	B. Cooks	R. Woods	J. Goff	T. Higbee	T. Gurley II
Ari 9/16	C. Kupp	A. Whitworth	R. Saffold	J. Sullivan	A. Blythe	R. Havenstein	B. Cooks	R. Woods	J. Goff	T. Higbee	T. Gurley II
LAC 9/23	C. Kupp	A. Whitworth	R. Saffold	J. Sullivan	A. Blythe	R. Havenstein	B. Cooks	R. Woods	J. Goff	T. Higbee	T. Gurley II
Min 9/27	C. Kupp	A. Whitworth	R. Saffold	J. Sullivan	A. Blythe	R. Havenstein	B. Cooks	R. Woods	J. Goff	T. Higbee	T. Gurley II
at Sea 10/7	C. Kupp	A. Whitworth	R. Saffold	J. Sullivan	A. Blythe	R. Havenstein	B. Cooks	R. Woods	J. Goff	T. Higbee	T. Gurley II
at Den 10/14	C. Kupp	A. Whitworth	R. Saffold	J. Sullivan	A. Blythe	R. Havenstein	B. Cooks	R. Woods	J. Goff	T. Higbee	T. Gurley II
at SF 10/21	J. Reynolds	A. Whitworth	R. Saffold	J. Sullivan	A. Blythe	R. Havenstein	B. Cooks	R. Woods	J. Goff	T. Higbee	T. Gurley II
GB 10/28	J. Reynolds	A. Whitworth	R. Saffold	J. Sullivan	A. Blythe	R. Havenstein	B. Cooks	R. Woods	J. Goff	T. Higbee	T. Gurley II
at NO 11/4	C. Kupp	A. Whitworth	R. Saffold	J. Sullivan	A. Blythe	R. Havenstein	B. Cooks	R. Woods	J. Goff	T. Higbee	T. Gurley II
Sea 11/11	C. Kupp	A. Whitworth	R. Saffold	J. Sullivan	A. Blythe	R. Havenstein	B. Cooks	R. Woods	J. Goff	T. Higbee	T. Gurley II
KC 11/19	J. Reynolds	A. Whitworth	R. Saffold	J. Sullivan	A. Blythe	R. Havenstein	B. Cooks	R. Woods	J. Goff	T. Higbee	T. Gurley II
at Det 12/2	J. Reynolds	A. Whitworth	R. Saffold	J. Sullivan	A. Blythe	R. Havenstein	B. Cooks	R. Woods	J. Goff	T. Higbee	T. Gurley II
at Chi 12/9	J. Reynolds	A. Whitworth	R. Saffold	J. Sullivan	A. Blythe	R. Havenstein	B. Cooks	R. Woods	J. Goff	T. Higbee	T. Gurley II
Phi 12/16	J. Reynolds	A. Whitworth	R. Saffold	J. Sullivan	A. Blythe	R. Havenstein	B. Cooks	R. Woods	J. Goff	T. Higbee	T. Gurley II
at Ari 12/23	J. Reynolds	A. Whitworth	R. Saffold	J. Sullivan	A. Blythe	R. Havenstein	B. Cooks	R. Woods	J. Goff	T. Higbee	C. Anderson
SF 12/30	J. Reynolds	A. Whitworth	R. Saffold	J. Sullivan	A. Blythe	R. Havenstein	B. Cooks	R. Woods	J. Goff	T. Higbee	C. Anderson

DEFENSE

	DT	DT/DE/NT	DT/OLB/DE	OLB	OLB/CB	LB	LB	LCB	RCB	SS	FS/CB
at Oak 9/10	N. Suh	M. Brockers	A. Donald	D. Easley	S. Ebukam	C. Littleton	R. Wilson	M. Peters	A. Talib	J. Johnson III	L. Joyner
Ari 9/16	N. Suh	M. Brockers	A. Donald	D. Easley	S. Ebukam	C. Littleton	R. Wilson	M. Peters	A. Talib	J. Johnson III	L. Joyner
LAC 9/23	N. Suh	M. Brockers	A. Donald	D. Easley	S. Ebukam	C. Littleton	R. Wilson	M. Peters	A. Talib	J. Johnson III	L. Joyner
Min 9/27	N. Suh	M. Brockers	A. Donald	M. Longacre	S. Ebukam	C. Littleton	R. Wilson	M. Peters	S. Shields	J. Johnson III	L. Joyner
at Sea 10/7	N. Suh	M. Brockers	A. Donald	M. Longacre	S. Ebukam	C. Littleton	M. Barron	M. Peters	T. Hill	J. Johnson III	L. Joyner
at Den 10/14	N. Suh	M. Brockers	A. Donald	M. Longacre	S. Ebukam	C. Littleton	M. Barron	M. Peters	T. Hill	J. Johnson III	L. Joyner
at SF 10/21	N. Suh	M. Brockers	A. Donald	M. Longacre	S. Ebukam	C. Littleton	M. Barron	M. Peters	T. Hill	J. Johnson III	L. Joyner
GB 10/28	N. Suh	M. Brockers	A. Donald	M. Longacre	S. Ebukam	C. Littleton	M. Barron	M. Peters	T. Hill	J. Johnson III	L. Joyner
at NO 11/4	N. Suh	M. Brockers	A. Donald	M. Longacre	S. Ebukam	C. Littleton	M. Barron	M. Peters	T. Hill	J. Johnson III	L. Joyner
Sea 11/11	N. Suh	M. Brockers	A. Donald	M. Longacre	S. Ebukam	C. Littleton	M. Barron	M. Peters	T. Hill	J. Johnson III	L. Joyner
KC 11/19	N. Suh	M. Brockers	A. Donald	D. Fowler Jr.	T. Hill	C. Littleton	M. Barron	M. Peters	S. Shields	J. Johnson III	L. Joyner
at Det 12/2	N. Suh	M. Brockers	A. Donald	D. Fowler Jr.	S. Ebukam	C. Littleton	M. Barron	M. Peters	A. Talib	J. Johnson III	L. Joyner
at Chi 12/9	N. Suh	M. Brockers	A. Donald	D. Fowler Jr.	S. Ebukam	C. Littleton	M. Barron	M. Peters	A. Talib	J. Johnson III	L. Joyner
Phi 12/16	N. Suh	M. Brockers	A. Donald	D. Fowler Jr.	N. Robey-Coleman	C. Littleton	M. Barron	M. Peters	A. Talib	J. Johnson III	L. Joyner
at Ari 12/23	N. Suh	M. Brockers	A. Donald	D. Fowler Jr.	S. Ebukam	C. Littleton	M. Barron	M. Peters	A. Talib	J. Johnson III	L. Joyner
SF 12/30	N. Suh	M. Brockers	A. Donald	D. Fowler Jr.	S. Ebukam	C. Littleton	M. Barron	M. Peters	A. Talib	J. Johnson III	B. Countess

SPECIALISTS

INACTIVES

	K	P	LS								
at Oak 9/10	G. Zuerlein	J. Hekker	J. McQuaide	at Oak 9/10	B. Allen	M. Barron	J. Davis	J. Kelly	T. Young	S. Joseph	T. Smart
Ari 9/16	J. Hekker	J. Hekker	J. McQuaide	Ari 9/16	B. Allen	M. Barron	J. Kelly	T. Young	S. Joseph	M. Thomas	T. Smart
LAC 9/23	S. Ficken	J. Hekker	J. McQuaide	LAC 9/23	G. Zuerlein	M. Barron	J. Kelly	T. Young	Br. Allen	S. Joseph	T. Smart
Min 9/27	S. Ficken	J. Hekker	J. McQuaide	Min 9/27	G. Zuerlein	J. Natson	M. Barron	J. Kelly	S. Joseph	D. Easley	T. Smart
at Sea 10/7	C. Santos	J. Hekker	J. McQuaide	at Sea 10/7	G. Zuerlein	J. Natson	J. Kelly	T. Young	S. Joseph	T. Smart	
at Den 10/14	C. Santos	J. Hekker	J. McQuaide	at Den 10/14	G. Zuerlein	D. Williams	J. Kelly	T. Young	Br. Allen	S. Joseph	T. Smart
at SF 10/21	G. Zuerlein	J. Hekker	J. McQuaide	at SF 10/21	C. Kupp	D. Williams	J. Davis	J. Kelly	Br. Allen	S. Joseph	T. Smart
GB 10/28	G. Zuerlein	J. Hekker	J. McQuaide	GB 10/28	C. Kupp	D. Williams	J. Davis	J. Kelly	T. Young	S. Joseph	J. Mundt
at NO 11/4	G. Zuerlein	J. Hekker	J. McQuaide	at NO 11/4	N. Williams	D. Williams	J. Kelly	T. Young	S. Joseph	J. Mundt	T. Smart
Sea 11/11	G. Zuerlein	J. Hekker	J. McQuaide	Sea 11/11	N. Williams	D. Williams	J. Kelly	Okoronkwo	S. Joseph	J. Mundt	T. Smart
KC 11/19	G. Zuerlein	J. Hekker	J. McQuaide	KC 11/19	N. Williams	D. Williams	J. Kelly	Okoronkwo	S. Joseph	J. Mundt	M. Longacre
at Det 12/2	G. Zuerlein	J. Hekker	J. McQuaide	at Det 12/2	D. Williams	J. Davis	J. Kelly	Okoronkwo	S. Joseph	J. Mundt	T. Smart
at Chi 12/9	G. Zuerlein	J. Hekker	J. McQuaide	at Chi 12/9	D. Williams	M. Brown	Okoronkwo	S. Joseph	J. Mundt	T. Smart	M. Longacre
Phi 12/16	G. Zuerlein	J. Hekker	J. McQuaide	Phi 12/16	D. Williams	Okoronkwo	T. Young	J. Demby	S. Joseph	T. Smart	M. Longacre
at Ari 12/23	G. Zuerlein	J. Hekker	J. McQuaide	at Ari 12/23	T. Gurley II	D. Williams	Okoronkwo	T. Young	J. Demby	S. Joseph	T. Smart
SF 12/30	G. Zuerlein	J. Hekker	J. McQuaide	SF 12/30	L. Joyner	T. Gurley II	Okoronkwo	T. Young	J. Demby	S. Joseph	T. Smart

LOS ANGELES RAMS PARTICIPATION



		2018				1	2	3	4	5	6	7	8	9	10	11	12	13	14	15	16
		GP	GS	DNP	I	at Oak	Ari	LAC	Min	at Sea	at Den	at SF	GB	at NO	Sea	KC	at Det	at Chi	Phi	at Ari	SF
3	Cairo Santos	2	0	0	0	O	O	O	O	P	P	O	O	O	O	O	O	O	O	O	O
4	Greg Zuerlein	11	0	1	4	P	DNP	I	I	I	I	P	P	P	P	P	P	P	P	P	P
5	Sam Ficken	2	0	0	0	O	O	P	P	O	O	O	O	O	O	O	O	O	O	O	O
6	Johnny Hekker	16	0	0	0	P	P	P	P	P	P	P	P	P	P	P	P	P	P	P	P
8	Brandon Allen	0	0	0	2	I	I	PS	PS	PS	PS	PS	PS	PS	PS	PS	PS	PS	PS	PS	PS
10	Pharoh Cooper	5	0	0	0	P	IR	IR	IR	IR	IR	IR	IR	IR	IR	P	P	P	P	O	O
12	Brandin Cooks	16	16	0	0	WR	WR	WR	WR	WR	WR	WR	WR	WR	WR	WR	WR	WR	WR	WR	WR
14	Sean Mannion	3	0	13	0	DNP	DNP	DNP	DNP	DNP	DNP	P	DNP	DNP	DNP	DNP	DNP	DNP	DNP	P	P
15	Nick Williams	2	0	0	3	O	O	O	O	O	O	P	P	I	I	I	O	O	O	O	O
16	Jared Goff	16	16	0	0	QB	QB	QB	QB	QB	QB	QB	QB	QB	QB	QB	QB	QB	QB	QB	QB
17	Robert Woods	16	16	0	0	WR	WR	WR	WR	WR	WR	WR	WR	WR	WR	WR	WR	WR	WR	WR	WR
18	Cooper Kupp	8	8	0	2	WR	WR	WR	WR	WR	WR	I	I	WR	WR	IR	IR	IR	IR	IR	IR
19	JoJo Natson	13	0	0	2	O	P	P	I	I	P	P	P	P	P	P	P	P	P	P	P
20	Lamarcus Joyner	16	16	0	0	S	S	S	S	S	S	S	S	S	S	S	S	S	S	S	IR
21	Aqib Talib	8	8	0	0	CB	CB	CB	IR	IR	IR	IR	IR	IR	IR	IR	CB	CB	CB	CB	CB
22	Marcus Peters	16	16	0	0	CB	CB	CB	CB	CB	CB	CB	CB	CB	CB	CB	CB	CB	CB	CB	CB
23	Nickell Robey-Coleman	16	1	0	0	P	P	P	P	P	P	P	P	P	P	P	P	P	CB	P	P
24	Blake Countess	16	1	0	0	P	P	P	P	P	P	P	P	P	P	P	P	P	P	P	S
26	Mark Barron	12	12	0	4	I	I	I	I	LB	LB	LB	LB	LB	LB	LB	LB	LB	LB	LB	LB
27	Isaiah Johnson	2	0	0	0	P	P	O	O	O	O	O	O	O	O	O	O	O	O	O	O
30	Todd Gurley II	14	14	0	2	RB	RB	RB	RB	RB	RB	RB	RB	RB	RB	RB	RB	RB	RB	I	I
32	Troy Hill	16	6	0	0	P	P	P	P	CB	CB	CB	CB	CB	CB	CB	P	P	P	P	P
31	Darius Williams	1	0	0	10	O	O	O	O	O	I	I	I	I	I	I	I	I	I	I	P
33	Justin Davis	11	0	1	4	I	P	P	P	P	P	I	I	P	P	P	I	P	P	DNP	P
34	Malcolm Brown	12	0	1	0	P	P	P	P	P	P	P	P	P	P	P	P	I	IR	IR	IR
35	C.J. Anderson	2	2	0	0	O	O	O	O	O	O	O	O	O	O	O	O	O	O	RB	RB
36	Dominique Hatfield	10	0	0	0	PS	PS	PS	P	P	P	P	P	P	P	P	P	P	IR	IR	IR
37	Sam Shields	16	2	0	0	P	P	P	CB	P	P	P	P	P	P	CB	P	P	P	P	P
41	Marqui Christian	16	0	0	0	P	P	P	P	P	P	P	P	P	P	P	P	P	P	P	P
42	John Kelly	4	0	0	12	I	I	I	I	I	I	I	I	I	I	I	I	P	P	P	P
43	John Johnson III	16	16	0	0	S	S	S	S	S	S	S	S	S	S	S	S	S	S	S	S
44	Jake McQuaide	16	0	0	0	P	P	P	P	P	P	P	P	P	P	P	P	P	P	P	P
45	Ogbonnia Okoronkwo	0	0	0	7	PUP	PUP	PUP	PUP	PUP	PUP	PUP	PUP	PUP	I	I	I	I	I	I	I
49	Trevon Young	2	0	0	10	I	I	I	P	I	I	P	I	I	PS	PS	PS	PS	I	I	I
50	Samson Ebukam	16	14	0	0	OLB	OLB	OLB	OLB	OLB	OLB	OLB	OLB	OLB	P	OLB	OLB	P	OLB	OLB	
52	Ramik Wilson	16	4	0	0	LB	LB	LB	LB	P	P	P	P	P	P	P	P	P	P	P	P
53	Justin Lawler	16	0	0	0	P	P	P	P	P	P	P	P	P	P	P	P	P	P	P	P
54	Bryce Hager	16	0	0	0	P	P	P	P	P	P	P	P	P	P	P	P	P	P	P	P
55	Brian Allen	13	0	0	3	P	P	I	P	P	I	I	P	P	P	P	P	P	P	P	P
56	Dante Fowler Jr.	8	6	0	0	O	O	O	O	O	O	O	O	P	P	OLB	OLB	OLB	OLB	OLB	OLB
58	Cory Littleton	16	16	0	0	LB	LB	LB	LB	LB	LB	LB	LB	LB	LB	LB	LB	LB	LB	LB	LB
59	Micah Kiser	16	0	0	0	P	P	P	P	P	P	P	P	P	P	P	P	P	P	P	P
65	John Sullivan	16	16	0	0	C	C	C	C	C	C	C	C	C	C	C	C	C	C	C	C
64	Jamil Demby	0	0	0	3	O	O	O	O	O	O	O	O	O	O	O	O	O	I	I	I
66	Austin Blythe	16	16	0	0	RG	RG	RG	RG	RG	RG	RG	RG	RG	RG	RG	RG	RG	RG	RG	RG
68	Jamon Brown	6	0	0	0	SUS	SUS	P	P	P	P	P	P	O	O	O	O	O	O	O	O
69	Sebastian Joseph-Day	0	0	0	16	I	I	I	I	I	I	I	I	I	I	I	I	I	I	I	I
70	Joseph Noteboom	16	0	0	0	P	P	P	P	P	P	P	P	P	P	P	P	P	P	P	P
76	Rodger Saffold III	16	16	0	0	LG	LG	LG	LG	LG	LG	LG	LG	LG	LG	LG	LG	LG	LG	LG	LG
77	Andrew Whitworth	16	16	0	0	LT	LT	LT	LT	LT	LT	LT	LT	LT	LT	LT	LT	LT	LT	LT	LT
79	Rob Havenstein	16	16	0	0	RT	RT	RT	RT	RT	RT	RT	RT	RT	RT	RT	RT	RT	RT	RT	RT
81	Gerald Everett	16	0	0	0	P	P	P	P	P	P	P	P	P	P	P	P	P	P	P	P
82	Johnny Mundt	10	0	0	6	P	P	P	P	P	P	P	I	I	I	I	I	I	P	P	P
83	Josh Reynolds	16	8	0	0	P	P	P	P	P	P	WR	WR	P	P	WR	WR	WR	WR	WR	WR
88	Michael Thomas	1	0	0	1	P	I	IR	IR	IR	IR	IR	IR	IR	IR	IR	IR	IR	IR	IR	IR
89	Tyler Higbee	16	16	0	0	TE	TE	TE	TE	TE	TE	TE	TE	TE	TE	TE	TE	TE	TE	TE	TE
90	Michael Brockers	16	16	0	0	DE	DE	DE	DE	DE	DE	DE	DE	DE	DE	DE	DE	DE	DE	DE	DE
91	Dominique Easley	3	3	0	0	OLB	OLB	OLB	I	IR	IR	IR	IR	IR	IR	IR	IR	IR	IR	IR	IR
92	Tanzel Smart	2	0	0	14	I	I	I	I	I	I	I	P	I	I	P	I	I	I	I	I
93	Ndamukong Suh	16	16	0	0	DT	DT	DT	DT	DT	DT	DT	DT	DT	DT	DT	DT	DT	DT	DT	DT
94	John Franklin-Myers	16	0	0	0	P	P	P	P	P	P	P	P	P	P	P	P	P	P	P	P
95	Ethan Westbrooks	16	0	0	0	P	P	P	P	P	P	P	P	P	P	P	P	P	P	P	P
96	Matt Longacre	13	7	0	3	P	P	P	OLB	OLB	OLB	OLB	OLB	OLB	I	P	I	I	P	P	P
99	Aaron Donald	16	16	0	0	DT	DT	DT	DT	DT	DT	DT	DT	DT	DT	DT	DT	DT	DT	DT	DT

GS - Starter; X - Reserve; DNP - Did Not Play; I - Inactive; IR - Injured Reserve; PS - Practice Squad; O - Not on Roster; U - Unsigned; E - Roster Exemption; PUP - Physically Unable to Perform; P - Games Played; GS - Started; D - Did Not Play; IA - Inactive; SUS - Reserve/Suspended; NFI - Non Football Injury List; REY - Reserve/Commissioner Exempt; IIS - Reserve/Injured

LOS ANGELES RAMS MISCELLANEOUS STATS



2018 LOS ANGELES RAMS TEAM STATISTICS



	at Oak	Ari	LAC	Min	at Sea	at Den	at SF	GB	at No	Sea	KC	at Det	at Chi	Phi	at Ari	SF
SCORING SUMMARY																
1st Qtr.	7	0	14	7	7	6	3	0	7	7	13	3	3	7	7	14
2nd Qtr.	3	19	7	21	10	7	19	8	10	10	10	10	3	6	14	17
3rd Qtr.	10	8	14	10	7	7	10	15	10	3	17	3	0	0	3	14
4th Qtr.	13	7	0	0	9	3	7	6	8	16	14	14	0	10	7	3
OT																

	at Oak	Ari	LAC	Min	at Sea	at Den	at SF	GB	at No	Sea	KC	at Det	at Chi	Phi	at Ari	SF
FIRST DOWNS																
Total	23	24	33	25	30	24	20	23	23	25	29	24	14	23	33	28
Rushing	8	8	12	4	9	13	10	4	5	8	4	9	5	5	18	12
Passing	13	14	18	19	17	9	10	18	17	17	21	12	9	18	11	13
Penalty	2	2	3	2	42	2	0	1	1	0	4	3	0	0	4	3

	at Oak	Ari	LAC	Min	at Sea	at Den	at SF	GB	at No	Sea	KC	at Det	at Chi	Phi	at Ari	SF
TOTAL OFFENSE																
Yards	365	432	521	556	468	444	331	416	483	456	455	344	214	407	461	377
Rushing	140	90	171	100	155	270	146	135	92	149	76	149	52	82	269	155
Passing	225	342	350	456	313	174	185	281	391	307	379	195	162	325	192	222
Sacks (Yds.)	1(8)	2(12)	1(4)	1(9)	1(8)	5(27)	2(17)	5(26)	0(0)	2(11)	5(34)	2(12)	3(25)	2(14)	2(24)	0(0)

	at Oak	Ari	LAC	Min	at Sea	at Den	at SF	GB	at No	Sea	KC	at Det	at Chi	Phi	at Ari	SF
PASSING																
Attempts	33	32	36	34	32	28	24	36	40	39	49	33	45	54	24	29
Completions	18	24	29	26	23	14	18	20	28	28	31	17	21	35	19	17
Interceptions	0	1	1	0	2	1	0	0	1	0	0	1	4	1	0	0

	at Oak	Ari	LAC	Min	at Sea	at Den	at SF	GB	at No	Sea	KC	at Det	at Chi	Phi	at Ari	SF
INTERCEPTIONS BY RAMS																
Number	0	1	1	0	2	1	0	0	1	0	0	1	4	1	0	0
Yards	0	22	4	0	26	3	0	0	2	0	0	4	34	0	0	0
Long	0	22	4	0	26	3	0	0	2	0	0	4	22	0	0	0
Touchdowns	0	0	0	0	0	0	0	0	0	0	0	0	0	0	0	0

	at Oak	Ari	LAC	Min	at Sea	at Den	at SF	GB	at No	Sea	KC	at Det	at Chi	Phi	at Ari	SF
PUNTS																
Number	2	2	1	2	1	3	4	7	1	2	4	3	3	3	2	3
Yards	117	102	49	71	38	120	122	316	47	89	222	151	146	169	103	130
Average	58.5	51.0	49.0	35.5	38.0	40.0	30.5	45.1	47.0	44.5	55.5	50.3	48.7	56.3	51.5	43.3

	at Oak	Ari	LAC	Min	at Sea	at Den	at SF	GB	at No	Sea	KC	at Det	at Chi	Phi	at Ari	SF
PUNT RETURNS																
Number	2	6	2	1	1	2	2	2	0	2	1	3	0	2	2	2
Yards	12	133	8	4	11	29	36	2	0	22	-3	18	0	-2	26	11
Fair Catches	1	1	0	2	1	2	0	0	1	0	1	1	2	1	1	0
Long	6	60	7	4	11	26	36	2	0	11	-3	8	0	3	26	16
Touchdowns	0	0	0	0	0	0	0	0	0	0	0	0	0	0	0	0

	at Oak	Ari	LAC	Min	at Sea	at Den	at SF	GB	at No	Sea	KC	at Det	at Chi	Phi	at Ari	SF
KICKOFF RETURNS																
Number	3	1	3	3	6	1	2	4	3	2	4	2	3	2	0	0
Yards	75	22	75	53	128	31	47	64	88	31	78	52	59	31	0	0
Long	26	22	26	27	40	31	24	25	37	19	25	28	21	19	0	0
Touchdowns	0	0	0	0	0	0	0	0	0	0	0	0	0	0	0	0

	at Oak	Ari	LAC	Min	at Sea	at Den	at SF	GB	at No	Sea	KC	at Det	at Chi	Phi	at Ari	SF
PENALTIES																
Number	8	5	6	2	7	10	1	2	4	10	8	7	9	5	6	6
Yards	70	49	64	15	45	81	10	15	32	102	60	105	57	50	66	57

	at Oak	Ari	LAC	Min	at Sea	at Den	at SF	GB	at No	Sea	KC	at Det	at Chi	Phi	at Ari	SF
FUMBLES																
Number	1	0	1	1	2	0	1	0	0	0	3	1	1	3	1	2
Lost	0	0	1	0	0	0	0	0	0	0	2	1	0	2	1	0

	at Oak	Ari	LAC	Min	at Sea	at Den	at SF	GB	at No	Sea	KC	at Det	at Chi	Phi	at Ari	SF
SCORING																
Total Touchdowns	3	4	5	5	4	2	4	3	4	4	7	3	0	2	4	6
Rush Touchdowns	0	3	1	0	3	2	2	0	1	2	1	2	0	2	3	1
Pass Touchdowns	2	1	3	5	1	0	2	3	3	2	4	1	0	0	1	4
Ret. Touchdowns	0	0	0	0	0	0	0	0	0	0	0	0	0	0	0	0
PAT (Made/Att)	3/3	1/1	5/5	5/5	3/4	2/2	4/4	1/1	4/4	3/3	6/7	3/3	0/0	2/2	4/4	6/6
2 PT (Made/Att)	0/0	3/3	0/0	0/0	0/0	0/0	0/0	1/2	0/0	0/1	0/0	0/0	0/0	0/0	0/0	0/0
FG (Made/Att)	4/5	1/1	0/1	1/2	2/2	3/4	3/3	2/2	2/3	3/3	2/2	3/3	2/3	3/3	1/2	2/2

2018 LOS ANGELES RAMS OPPONENT STATISTICS



	at Oak	Ari	LAC	Min	at Sea	at Den	at SF	GB	at No	Sea	KC	at Det	at Chi	Phi	at Ari	SF
SCORING SUMMARY																
1st Qtr.	7	0	6	7	7	3	0	7	14	14	7	0	3	3	3	3
2nd Qtr.	6	0	7	13	10	0	7	3	21	0	16	3	3	10	6	7
3rd Qtr.	0	0	7	8	14	7	3	10	0	7	7	10	9	17	0	7
4th Qtr.	0	0	3	3	0	10	0	7	10	10	21	3	0	0	0	15
OT																
FIRST DOWNS																
Total	20	5	16	25	20	23	16	16	31	29	27	23	17	17	15	22
Rushing	7	1	7	3	8	3	8	5	10	15	2	5	9	7	6	5
Passing	11	4	9	22	9	14	8	11	19	9	21	14	6	9	6	13
Penalty	2	0	0	0	3	6	0	0	2	5	4	4	2	1	3	4
TOTAL OFFENSE																
Yards	395	137	356	446	373	357	228	359	487	414	546	310	294	381	263	391
Rushing	95	54	141	54	190	60	107	106	141	273	98	102	194	111	104	127
Passing	300	83	215	392	198	297	121	253	346	141	448	208	100	270	159	264
Sacks (Yds.)	1(3)	1(7)	2(11)	4(30)	2(15)	2(25)	7(49)	3(33)	0(0)	4(35)	3(30)	4(37)	1(10)	0(0)	4(23)	3(18)
PASSING																
Attempts	40	27	30	50	21	41	27	30	36	26	46	34	30	31	31	33
Completions	29	17	18	36	13	25	15	18	25	17	33	20	16	24	18	23
Interceptions	3	1	0	0	0	1	2	0	0	0	3	1	3	1	0	3
INTERCEPTIONS BY RAMS																
Number	3	1	0	0	0	1	2	0	0	0	3	1	3	1	0	3
Yards	50	22	0	0	0	0	18	0	0	0	39	0	83	30	0	41
Long	50	22	0	0	0	0	11	0	0	0	25	0	48	30	0	22
Touchdowns	1	0	0	0	0	0	0	0	0	0	1	0	0	0	0	1
PUNTS																
Number	4	8	3	4	4	4	5	5	2	3	3	6	5	3	5	2
Yards	178	403	102	159	138	169	160	214	67	165	142	286	229	155	246	99
Average	44.5	50.4	34.0	39.8	34.5	42.3	32.0	42.8	33.5	55.0	47.3	47.7	45.8	51.7	49.2	49.5
PUNT RETURNS																
Number	1	0	1	0	1	0	1	1	0	1	3	0	1	1	1	0
Yards	10	0	11	0	-3	0	6	13	0	9	22	0	22	13	1	0
Fair Catches	0	0	0	0	0	1	1	2	0	0	0	1	0	2	0	0
Long	10	0	11	0	-3	0	6	13	0	9	14	0	22	13	1	0
Touchdowns	0	0	0	0	0	0	0	0	0	0	0	0	0	0	0	0
KICKOFF RETURNS																
Number	0	3	1	0	4	2	1	3	2	1	7	0	2	2	0	1
Yards	0	49	33	0	95	48	21	68	49	21	207	0	20	16	0	25
Long	0	19	33	0	42	25	21	27	25	21	34	0	20	14	0	25
Touchdowns	0	0	0	0	0	0	0	0	0	0	0	0	0	0	0	0
PENALTIES																
Number	11	9	4	4	7	6	2	2	2	7	13	8	6	6	7	5
Yards	155	47	30	35	50	61	10	10	20	56	135	54	45	49	54	41
FUMBLES																
Number	0	0	2	1	0	1	3	1	1	1	2	1	0	0	0	1
Lost	0	0	2	1	0	0	2	1	1	1	2	1	0	0	0	1
SCORING																
Total Touchdowns	1	0	3	3	4	2	1	3	6	4	7	1	1	3	1	4
Rush Touchdowns	1	0	1	0	1	0	0	2	2	1	0	0	0	3	0	1
Pass Touchdowns	0	0	2	3	3	2	1	1	4	3	6	1	1	0	1	3
Ret. Touchdowns	0	0	0	0	0	0	0	0	0	0	0	0	0	0	0	0
PAT (Made/Att)	1/1	0/0	2/3	2/2	4/4	2/2	1/1	3/3	6/6	4/4	6/7	1/1	1/1	3/3	0/1	3/3
2 PT (Made/Att)	0/0	0/0	0/0	1/1	0/0	0/0	0/0	0/0	0/0	0/0	0/0	0/0	0/0	0/0	0/0	1/1
FG (Made/Att)	2/2	0/0	1/1	3/3	1/1	2/2	1/1	2/2	1/1	1/1	1/1	3/3	2/3	3/4	1/2	1/1

2018 LOS ANGELES RAMS KICKOFF ANALYSIS



Opponent	No.	No. in EZ	TB	Opp. Ret.	Ret. Yds.	Ret. Avg.	Squib	Out of Bounds	Onside	Rec/Att
at Oakland	8	8	8	0	0	0.0	0	0	0	0/0
Arizona	5	2	2	3	49	16.3	0	0	0	0/0
L.A. Chargers	6	5	4	1	33	33.0	0	1	0	0/0
Minnesota	7	7	7	0	0	0.0	0	0	0	0/0
at Seattle	7	4	3	4	95	23.8	0	0	0	0/0
at Denver	6	5	4	2	48	24.0	0	0	0	0/0
at San Francisco	8	7	7	1	21	21.0	0	0	0	0/0
Green Bay	6	4	3	3	68	22.7	0	0	0	0/0
at New Orleans	6	4	4	2	49	24.5	0	0	0	0/0
Seattle	8	8	7	1	21	21.0	0	0	0	0/0
Kansas City	10	5	3	7	207	29.6	0	0	0	0/0
at Detroit	7	7	7	0	0	0.0	0	0	0	0/0
at Chicago	4	2	2	2	20	10.0	0	0	0	0/0
Philadelphia	5	3	3	2	16	8.0	0	0	0	0/0
at Arizona	6	6	6	0	0	0.0	0	0	0	0/0
San Francisco	8	7	7	1	25	25.0	0	0	0	0/0
Totals	107	84	77	29	652	22.5	0	1	0	0/0

2018 LOS ANGELES RAMS WEEKLY TEAM RANKINGS

NFL RANKINGS

	OFFENSE			DEFENSE		
	Overall	Rush	Pass	Overall	Rush	Pass
Week 1	12th	8th	T-18th	26th	11th	T-24th
Week 2	7th	13th	10th	3rd	5th	6th
Week 3	3rd	6th	T-4th	6th	9th	6th
Week 4	1st	7th	2nd	9th	5th	15th
Week 5	1st	7th	2nd	9th	T-18th	T-10th
Week 6	1st	1st	6th	11th	14th	13th
Week 7	2nd	1st	8th	7th	12th	9th
Week 8	2nd	1st	7th	8th	12th	10th
Week 9	1st	1st	5th	13th	13th	14th
Week 10	2nd	2nd	5th	13th	24th	11th
Week 11	2nd	2nd	5th	21st	22nd	20th
Week 12	2nd	2nd	5th	20th	21st	19th
Week 13	2nd	4th	4th	18th	18th	17th
Week 14	3rd	5th	5th	18th	23rd	14th
Week 15	2nd	7th	4th	20th	21st	17th
Week 16	2nd	3rd	4th	16th	22nd	13th
Week 17	2nd	3rd	5th	19th	23rd	14th

NFC RANKINGS

	OFFENSE			DEFENSE		
	Overall	Rush	Pass	Overall	Rush	Pass
Week 1	5th	3rd	T-9th	12th	7th	12th
Week 2	3rd	5th	6th	2nd	4th	5th
Week 3	2nd	4th	T-3rd	4th	6th	4th
Week 4	1st	5th	2nd	7th	4th	10th
Week 5	1st	4th	2nd	5th	11th	7th
Week 6	1st	1st	5th	6th	9th	8th
Week 7	2nd	1st	6th	4th	9th	5th
Week 8	2nd	1st	5th	5th	9th	6th
Week 9	1st	1st	3rd	7th	9th	8th
Week 10	2nd	2nd	3rd	7th	13th	6th
Week 11	2nd	2nd	3rd	12th	11th	9th
Week 12	2nd	2nd	3rd	12th	11th	10th
Week 13	2nd	3rd	2nd	10th	10th	8th
Week 14	2nd	3rd	3rd	10th	13th	8th
Week 15	1st	4th	2nd	12th	11th	9th
Week 16	1st	2nd	2nd	9th	12th	8th
Week 17	1st	2nd	3rd	11th	13th	8th

2018 LOS ANGELES TURNOVER BREAKDOWN

OPPONENT	TAKEAWAYS			GIVEAWAYS			MARGIN	RESULT
	FUMBLES	INT	TOTAL	FUMBLES	INT	TOTAL		
at Oakland	0	3	3	0	0	0	+3	W, 33-13
Arizona	0	1	1	0	1	1	0	W, 34-0
L.A. Chargers	2	0	2	1	1	2	0	W, 35-23
Minnesota	1	0	1	0	0	0	+1	W, 38-31
at Seattle	0	0	0	0	2	2	-2	W, 33-31
at Denver	0	1	1	0	1	1	0	W, 23-20
at San Francisco	2	2	4	0	0	0	+4	W, 39-10
Green Bay	1	0	1	0	0	0	+1	W, 29-27
at New Orleans	1	0	1	0	1	1	0	L, 35-45
Seattle	1	0	1	0	0	0	+1	W, 36-31
Kansas City	2	3	5	2	0	2	+3	W, 54-51
at Detroit	1	1	2	1	1	2	0	W, 30-16
at Chicago	0	3	3	0	4	4	-1	L, 6-15
Philadelphia	0	1	1	2	1	3	-2	L, 23-30
at Arizona	0	0	0	1	0	1	-1	W, 31-9
San Francisco	1	3	4	0	0	0	+4	W, 48-32
Totals	12	18	30	7	12	19	+11	13-3

	TAKEAWAYS			TDS	FGs	POINTS OFF TAKEAWAYS		
	FUMBLES	INT	TOTAL			TOTAL	SCORE %	POINTS
RAMS	12	18	30	14	5	19	63.3	113
OPPONENTS	7	12	19	6	3	9	47.4	51

2018 LOS ANGELES RAMS HIGHS AND LOWS



LOS ANGELES RAMS	HIGH	GAME	LOWS	GAME
Points	54	vs. Kansas City Chiefs	6	at Chicago Bears
Points in a Half	31 (twice)	recently vs. San Francisco 49ers	0	at Chicago Bears
First Downs	33 (twice)	recently, at Arizona Cardinals	14	at Chicago Bears
Rushing Attempts	42	vs. San Francisco 49ers	13	at Chicago Bears
Rushing Yards	270	at Denver Broncos	52	at Chicago Bears
Passing Attempts	54	vs. Philadelphia Eagles	24 (twice)	recently, at Arizona Cardinals
Pass Completions	35	vs. Philadelphia Eagles	17 (twice)	recently, vs. San Francisco 49ers
Passing Yards	465	vs. Minnesota Vikings	180	at Chicago Bears
Total Offensive Plays	75 (twice)	recently, vs. Kansas City Chiefs	55	vs. Minnesota Vikings
Total Net Yards	556	vs. Minnesota Vikings	214	at Chicago Bears
Time of Possession	37:04	at Arizona Cardinals	23:11	at Chicago Bears
Interceptions Thrown	4	at Chicago Bears	0 (nine times)	recently, vs. San Francisco 49ers
Sacks Given Up	5 (twice)	recently, vs. Green Bay Packers	0	recently, vs. San Francisco 49ers
Penalties	10 (twice)	vs. Seattle Seahawks	1	at San Francisco 49ers
Yards Penalized	105	at Detroit Lions	10	at San Francisco 49ers

OPPONENTS	HIGH	GAME	LOWS	GAME
Points	51	vs. Kansas City Chiefs	0	vs. Arizona Cardinals
Points in a Half	35	at New Orleans Saints	0 (three times)	recently, at Arizona Cardinals
First Downs	31	at New Orleans Saints	5	vs. Arizona Cardinals
Rushing Attempts	35	at Chicago Bears	15	vs. Arizona Cardinals
Rushing Yards	273	vs. Seattle Seahawks	54 (twice)	recently, vs. Minnesota Vikings
Passing Attempts	50	vs. Minnesota Vikings	21	at Seattle Seahawks
Pass Completions	36	vs. Minnesota Vikings	13	at Seattle Seahawks
Passing Yards	478	vs. Kansas City Chiefs	90	vs. Arizona Cardinals
Total Offensive Plays	74	at Oakland Raiders	43	vs. Arizona Cardinals
Total Net Yards	546	vs. Kansas City Chiefs	137	vs. Arizona Cardinals
Time of Possession	36:49	at Chicago Bears	22:56	at Arizona Cardinals
Interceptions Thrown	3 (four times)	recently, vs. San Francisco 49ers	0 (seven times)	recently, at Arizona Cardinals
Sacks Given Up	7	at San Francisco 49ers	0 (three times)	recently, vs. Philadelphia Eagles
Penalties	13	vs. Kansas City Chiefs	2 (three times)	recently, at New Orleans Saints
Yards Penalized	155	at Oakland Raiders	10 (twice)	recently, vs. Green Bay Packers

2018 LOS ANGELES RAMS BESTS



RUSHING ATTEMPTS	NO. 42	OPPONENT 49ers	RECEIVING YARDS	YDS. 465	OPPONENT Vikings
RUSHING YARDS	YDS. 270	OPPONENT Broncos	LONGEST RECEPTION	YDS. 70	OPPONENT Vikings
YARDS PER CARRY (MIN. 10 ATT.)	YDS. 6.9	OPPONENT Broncos	FIELD GOALS	NO. 4	OPPONENT Raiders
LONGEST RUSH	YDS. 56	OPPONENT Seahawks	LONGEST FIELD GOAL	YDS. 56	OPPONENT Saints
PASS ATTEMPTS	NO. 54	OPPONENT Eagles	MOST KICKOFF RETURNS	NO. 6	OPPONENT Seahawks
PASS COMPLETIONS	NO. 35	OPPONENT Eagles	LONGEST KICKOFF RETURN	YDS. 40	OPPONENT Seahawks
PASSING YARDS	YDS. 465	OPPONENT Vikings	MOST PUNT RETURNS	NO. 6	OPPONENT Cardinals
RECEPTIONS	NO. 35	OPPONENT Eagles	LONGEST PUNT RETURN	YDS. 60	OPPONENT Cardinals

2018 OPPONENT BESTS



RUSHING ATTEMPTS	NO. 35	OPPONENT Bears	RECEIVING YARDS	YDS. 478	OPPONENT Chiefs
RUSHING YARDS	YDS. 273	OPPONENT Seahawks	LONGEST RECEPTION	YDS. 73t	OPPONENT Chiefs
YARDS PER CARRY (MIN. 10 ATT.)	YDS. 8.0	OPPONENT Seahawks	FIELD GOALS	NO. 3 (three)	OPPONENT recently, Eagles
LONGEST RUSH	YDS. 51	OPPONENT 49ers	LONGEST FIELD GOAL	YDS. 54	OPPONENT Saints
PASS ATTEMPTS	NO. 50	OPPONENT Vikings	MOST KICKOFF RETURNS	NO. 7	OPPONENT Chiefs
PASS COMPLETIONS	NO. 36	OPPONENT Vikings	LONGEST KICKOFF RETURN	YDS. 42	OPPONENT Seahawks
PASSING YARDS	YDS. 478	OPPONENT Chiefs	MOST PUNT RETURNS	NO. 3	OPPONENT Chiefs
RECEPTIONS	NO. 36	OPPONENT Vikings	LONGEST PUNT RETURN	YDS. 22	OPPONENT Bears

THE LAST TIME...



TEAM TOTALS



SHUTOUT

RAMS: 34-0, vs. Arizona (9/16/18)
OPP: 27-0, at Pittsburgh (12/24/11)

40 POINTS

RAMS: 48, vs. San Francisco (12/30/18)
OPP: 51, vs. Kansas City (11/19/18)

50 POINTS

RAMS: 54, vs. Kansas City (11/19/18)
OPP: 54, at Kansas City (10/22/00)

OVERTIME WIN

RAMS: 34-31, vs. Seattle (9/13/15)
OPP: 19-16, at San Francisco (1/3/16)

TWO-POINT ATTEMPT MADE

RAMS: **Todd Gurley II pass from Jared Goff, vs. Green Bay (10/28/18)**
OPP: Trent Taylor pass from Nick Mullens, vs. San Francisco (12/30/18)

TWO-POINT ATTEMPT FAILED

RAMS: Todd Gurley II rush failed, vs. Seattle (11/11/18)
OPP: Nick Foles run failed, vs. Philadelphia (12/10/17)

SAFETY RECORDED

RAMS: Mark Barron tackled Aaron Jones in the end zone, vs. Green Bay (10/28/18)
OPP: Eddie Goldman sacked Jared Goff in the end zone, at Chicago (12/9/18)



OFFENSIVE TOTALS



200 YARDS IN RUSHING OFFENSE

RAMS: **269, at Arizona (12/23/18)**
OPP: 273, vs. Seattle (11/11/18)

300 YARDS IN RUSHING OFFENSE

RAMS: 337, vs. Carolina (11/11/01)
OPP: 352, at Philadelphia (10/5/14)

400 YARDS IN TOTAL OFFENSE

RAMS: **461, at Arizona (12/23/18)**
OPP: 546, vs. Kansas City (11/19/18)

500 YARDS IN TOTAL OFFENSE

RAMS: 556, vs. Minnesota Vikings (9/27/18)
OPP: 546, vs. Kansas City (11/19/18)

600 YARDS IN TOTAL OFFENSE

RAMS: 614, vs. San Diego (10/1/00)
OPP: Never Happened

100 YARDS RUSHING

RAMS: **132, C.J. Anderson, vs. San Francisco (12/30/18)**
OPP: 111, Alfred Morris, vs. San Francisco (12/30/18)

200 YARDS RUSHING

RAMS: **208, Todd Gurley II, at Denver (10/14/18)**
OPP: 212, Adrian Peterson, vs. Minnesota (12/16/12)

300 YARDS PASSING

RAMS: **339, Jared Goff, vs. Philadelphia (12/16/18)**
OPP: 478, Patrick Mahomes, vs. Kansas City (11/19/18)

400 YARDS PASSING

RAMS: **413, Jared Goff, vs. Kansas City (11/19/18)**
OPP: 478, Patrick Mahomes, vs. Kansas City (11/19/18)

THE LAST TIME...



OFFENSIVE TOTALS CONTINUED



100 YARDS RECEIVING

RAMS: **107, Brandin Cooks, vs. Kansas City (11/19/18)**
OPP: 149, George Kittle, vs. San Francisco (12/30/18)

200 YARDS RECEIVING

RAMS: 200, Torry Holt, at San Francisco (11/3/03)
OPP: 215, Tyreek Hill, vs. Kansas City (11/19/18)

300 YARDS RECEIVING

RAMS: 336 (NFL RECORD), Willie "Flipper" Anderson, vs. New Orleans (11/26/89)
OPP: Never Happened

THREE TOUCHDOWNS IN A GAME

RAMS: **Todd Gurley II (2 rushing, 1 receiving), at San Francisco (10/21/18)**
OPP: Alvin Kamara (2 rushing, 1 receiving), at New Orleans (11/4/18)

THREE RUSHING TOUCHDOWNS IN A GAME

RAMS: **Todd Gurley II, at Seattle (10/7/18)**
OPP: Maurice Jones-Drew, at Jacksonville (10/18/09)

THREE RECEIVING TOUCHDOWNS IN A GAME

RAMS: Torry Holt, vs. Seattle (10/15/06)
OPP: Torrey Smith, vs. Baltimore (9/25/11)

THREE PASSING TOUCHDOWNS IN A GAME

RAMS: **Jared Goff, vs. San Francisco (12/30/18)**
OPP: Nick Mullens, vs. San Francisco (12/30/18)

FOUR TOUCHDOWNS IN A GAME

RAMS: **Todd Gurley II (3 rushing, 1 receiving), at Seattle (12/17/17)**
OPP: Ron Moore (4 rushing), at Phoenix (12/4/93)

FOUR RUSHING TOUCHDOWNS IN A GAME

RAMS: Marshall Faulk, vs. Minnesota (12/10/00)
OPP: Ron Moore, at Phoenix (12/4/93)

FOUR RECEIVING TOUCHDOWNS IN A GAME

RAMS: Isaac Bruce, vs. San Francisco (10/10/99)
OPP: Mike Ditka, vs. Chicago (10/13/63)

FOUR PASSING TOUCHDOWNS IN A GAME

RAMS: **Jared Goff, vs. San Francisco (12/30/18)**
OPP: Patrick Mahomes, vs. Kansas City (11/19/18)

FIVE PASSING TOUCHDOWNS IN A GAME

RAMS: **Jared Goff, vs. Minnesota (9/27/18)**
OPP: Patrick Mahomes, vs. Kansas City (11/19/18)

TWO 100-YARD RECEIVERS, SAME GAME

RAMS: **162, Cooper Kupp vs. Minnesota (9/27/18)**
116, Brandin Cooks
OPP: 215, Tyreek Hill, vs. Kansas City (11/19/18)
127, Travis Kelce

THREE 100-YARD RECEIVERS, SAME GAME

RAMS: **162, Cooper Kupp vs. Minnesota (9/27/18)**
116, Brandin Cooks
101, Robert Woods
OPP: 106, DeSean Jackson at Philadelphia (9/7/08)
104, Greg Lewis
102, Hank Baskett

THE LAST TIME...



OFFENSIVE TOTALS CONTINUED

100-YARD RUSHER, 100-YARD RECEIVER, SAME GAME

RAMS:	Todd Gurley II	120 rushing	vs. Seattle Seahawks (11/11/18)
	Brandin Cooks	100 receiving	
OPP:	Alfred Morris	111 rushing	vs. San Francisco (12/30/18)
	George Kittle	149 receiving	

TWO 100-YARD RUSHERS, SAME GAME

RAMS:	183, Marshall Faulk, vs. Carolina (11/11/01)
	145, Trung Candidate
OPP:	136, Clinton Portis, vs. Washington (12/4/05)
	118, Rock Cartwright

300-YARD PASSER, 100-YARD RECEIVER, SAME GAME

RAMS:	Jared Goff	413 passing	vs. Kansas City Chiefs (11/19/18)
	Brandin Cooks	107 receiving	
OPP:	Patrick Mahomes	478 passing	vs. Kansas City Chiefs (11/19/18)
	Tyreek Hill	215 receiving	

300-YARD PASSER, 100-YARD RECEIVER, 100-YARD RUSHER, SAME GAME

RAMS:	Jared Goff	318 passing	vs. Seattle Seahawks (11/11/18)
	Brandin Cooks	100 receiving	
	Todd Gurley II	120 rushing	
OPP:	Drew Brees	310 passing	at New Orleans (11/27/16)
	Michael Thomas	108 receiving	
	Mark Ingram	146 rushing	

300-YARD PASSER, TWO 100-YARD RECEIVERS, SAME GAME

RAMS:	Jared Goff	465 passing	vs. Minnesota Vikings (9/27/18)
	Cooper Kupp	162 receiving	
	Brandin Cooks	116 receiving	
OPP:	Patrick Mahomes	422 passing	vs. Kansas City Chiefs (11/19/18)
	Tyreek Hill	215 receiving	
	Travis Kelce	127 receiving	

300-YARD PASSER, THREE 100-YARD RECEIVERS, SAME GAME

RAMS:	Jared Goff	465 passing	vs. Minnesota Vikings (9/27/18)
	Cooper Kupp	162 receiving	
	Brandin Cooks	116 receiving	
	Robert Woods	101 receiving	
OPP:	Donovan McNabb	361 passing	at Philadelphia (9/7/08)
	DeSean Jackson	106 receiving	
	Greg Lewis	104 receiving	
	Hank Baskett	102 receiving	

300-YARD PASSER, 100-YARD RUSHER, TWO 100-YARD RECEIVERS, SAME GAME

RAMS:	Marc Bulger	388 passing	vs. Washington (12/24/06)
	Steven Jackson	150 rushing	
	Isaac Bruce	148 receiving	
	Steven Jackson	102 receiving	
OPP:	Eli Manning	390 passing	vs. NY Giants (12/21/14)
	Odell Beckham Jr.	148 receiving	
	Rueben Randle	132 receiving	
	Andre Williams	110 rushing	

300-YARD PASSER, 100-YARD RUSHER, THREE 100-YARD RECEIVERS, SAME GAME

RAMS:	Kurt Warner	390 passing	at San Diego (10/1/00)
	Justin Watson	102 rushing	
	Isaac Bruce	167 receiving	
	Marshall Faulk	116 receiving	
	Az-Zahir Hakim	104 receiving	
OPP:	Never Happened		

THE LAST TIME...



DENFENSIVE TOTALS



SIX OR MORE TEAM SACKS IN A GAME

RAMS: 7, at San Francisco (10/21/18)
OPP: 7, vs. Arizona (1/1/17)

THREE OR MORE INDIVIDUAL SACKS IN A GAME

RAMS: 3, Aaron Donald, at Arizona (12/23/18)
OPP: 3, Vic Beasley, vs. Atlanta (12/11/16)

TWO INTERCEPTIONS IN A GAME

RAMS: 2, Cory Littleton, vs. San Francisco (12/30/18)
OPP: 2, Landon Collins, vs. New York Giants (10/23/16)
2, Dominique Rodgers-Cromartie, vs. New York Giants (10/23/16)

THREE INTERCEPTIONS IN A GAME

RAMS: 3, Keith Lyle, at Atlanta (12/15/96)
OPP: 3, Ron Bolton, at Cleveland (11/27/77)

INTERCEPTION RETURNED FOR A TOUCHDOWN

RAMS: 19, Cory Littleton, vs. San Francisco (12/30/18)
OPP: 66, Justin Bethel, vs. Arizona (1/1/17)

FUMBLE RETURNED FOR A TOUCHDOWN

RAMS: 11, Samson Ebukam, vs. Kansas City (11/19/18)
OPP: 2, Allen Bailey, vs. Kansas City (11/19/18)



SPECIAL TEAMS TOTALS



KICKOFF RETURNED FOR A TOUCHDOWN

RAMS: 103, Pharoh Cooper, at Jacksonville (10/16/17)
OPP: 99, Knile Davis, at Kansas City (10/26/14)

PUNT RETURNED FOR A TOUCHDOWN

RAMS: 75, Tavon Austin, vs. Seattle (9/13/15)
OPP: 57, Tyler Lockett, vs. Seattle (9/13/15)

PUNT BLOCKED

RAMS: Cory Littleton (B.Pinion), at San Francisco 49ers (10/21/18)
OPP: James Casey (Hekker), at Philadelphia (10/5/14)

BLOCKED PUNT RETURNED FOR A TOUCHDOWN

RAMS: Blake Countess, vs. Los Angeles Chargers (9/23/18)
0-yard return of Drew Kaser punt; Blocked by Cory Littleton
OPP: Chris Maragos, at Philadelphia (10/5/14)
10-yard return of Johnny Hekker punt; Blocked by James Casey

FIELD GOAL ATTEMPT BLOCKED

RAMS: Michael Brockers (P. Dawson), at Arizona (12/3/17)
OPP: Dontae Johnson (G. Zuerlein), at San Francisco (1/3/16)

BLOCKED FIELD GOAL ATTEMPT RETURNED FOR A TOUCHDOWN

RAMS: LeRoy Irvin, vs. San Francisco (9/14/86)
65-yard return of Ray Wersching 44-yard attempt; Blocked by Jerry Gray; Mike Wilcher recovered and lateraled to Irvin
OPP: Kevin Ross, vs. Atlanta (10/12/95)
83-yard return of Steve McLaughlin 28-yard attempt; Blocked by Roger Harper

FOUR OR MORE FIELD GOALS

RAMS: 4, Greg Zuerlein, at Oakland (9/10/18)
OPP: 4, Stephen Gostkowski, at New England (12/4/16)

PAT BLOCKED

RAMS: Tyrunn Walker (P. Dawson), at Arizona (12/3/17)
OPP: Lawrence Guy (G. Zuerlein), at Baltimore (11/22/15)

PAT ATTEMPT FAILED

RAMS: Greg Zuerlein, vs. Kansas City (11/19/18)
OPP: Zane Gonzalez, at Arizona (12/23/18)

THE LAST TIME POSTSEASON EDITION..



TEAM TOTALS

SHUTOUT

RAMS: 20-0, vs. Dallas (1/04/86)
OPP: 24-0, at Chicago (1/12/86)

40 POINTS

RAMS: 45, vs. Green Bay (1/20/02)
OPP: 47, at Atlanta (1/15/05)

50 POINTS

RAMS: Never Happened
OPP: 51, at Washington (1/01/84)

OVERTIME WIN

RAMS: 19-13, at N.Y. Giants (1/07/90)
OPP: 29-23, vs. Carolina (1/10/04) double OT

TWO-POINT ATTEMPT MADE

RAMS: Dane Looker pass from Marc Bulger, vs. Carolina (1/10/04)
OPP: Leroy Hoard run, vs. Minnesota (1/16/00)

TWO-POINT ATTEMPT FAILED

RAMS: Kurt Warner pass to Ernie Conwell failed, vs. Philadelphia (1/27/02)
OPP: Jeff George pass to Andrew Glover failed, vs. Minnesota (1/16/00)

SAFETY RECORDED

RAMS: C Tony Mayberry fumbles ball out of bounds in end zone, at Tampa Bay (1/23/00)
OPP: Brady Smith sacked Marc Bulger in the end zone, at Atlanta (1/15/05)

OFFENSIVE TOTALS

200 YARDS IN RUSHING OFFENSE

RAMS: 269, vs. Dallas (1/04/86)
OPP: 327, at Atlanta (1/15/05)

300 YARDS IN RUSHING OFFENSE

RAMS: Never Happened
OPP: 327, at Atlanta (1/15/05)

400 YARDS IN TOTAL OFFENSE

RAMS: 427, vs. New England (2/03/02)
OPP: 413, at Seattle (1/08/05)

500 YARDS IN TOTAL OFFENSE

RAMS: Never Happened
OPP: 528, at Dallas (12/28/80)

600 YARDS IN TOTAL OFFENSE

RAMS: Never Happened
OPP: Never Happened

100 YARDS RUSHING

RAMS: **101, Todd Gurley II, vs. Atlanta (1/6/18)**
OPP: 142, Warrick Dunn, at Atlanta (1/15/05)
119, Michael Vick, at Atlanta (1/15/05)

200 YARDS RUSHING

RAMS: 248, Eric Dickerson, vs. Dallas (1/04/86)
OPP: Never Happened

300 YARDS PASSING

RAMS: 313, Marc Bulger, at Seattle (1/08/05)
OPP: 341, Matt Hasselbeck, at Seattle (1/08/05)

400 YARDS PASSING

RAMS: 414, Kurt Warner, vs. Tennessee (1/30/00)
OPP: 423, Jeff George, vs. Minnesota (1/16/00)

THE LAST TIME PLAYOFF EDITION...



OFFENSIVE TOTALS CONTINUED



100 YARDS RECEIVING

RAMS: 142, Robert Woods, vs. Atlanta (1/6/18)
OPP: 128, Darrell Jackson, at Seattle (1/08/05)

200 YARDS RECEIVING

RAMS: Never Happened
OPP: Never Happened

300 YARDS RECEIVING

RAMS: Never Happened
OPP: Never Happened

THREE TOUCHDOWNS IN A GAME

RAMS: Tom Fears (3 receiving), vs. Chicago (12/17/50)
OPP: Willie Jackson (3 receiving), at New Orleans (12/30/00)

THREE RUSHING TOUCHDOWNS IN A GAME

RAMS: Never Happened
OPP: John Riggins, at Washington (1/01/84)

THREE RECEIVING TOUCHDOWNS IN A GAME

RAMS: Tom Fears, vs. Chicago (12/17/50)
OPP: Willie Jackson, at New Orleans (12/30/00)

THREE PASSING TOUCHDOWNS IN A GAME

RAMS: Kurt Warner, vs. Minnesota (1/16/00)
OPP: Jeff George, vs. Minnesota (1/16/00)

FOUR TOUCHDOWNS IN A GAME

RAMS: Never Happened
OPP: Never Happened

FOUR RUSHING TOUCHDOWNS IN A GAME

RAMS: Never Happened
OPP: Never Happened

FOUR RECEIVING TOUCHDOWNS IN A GAME

RAMS: Never Happened
OPP: Never Happened

FOUR PASSING TOUCHDOWNS IN A GAME

RAMS: Kurt Warner, vs. Minnesota (1/16/00)
OPP: Jeff George, vs. Minnesota (1/16/00)

FIVE PASSING TOUCHDOWNS IN A GAME

RAMS: Kurt Warner, vs. Minnesota (1/16/00)
OPP: Never Happened

TWO 100-YARD RECEIVERS, SAME GAME

RAMS: 108, Torry Holt at Seattle (1/08/05)
107, Kevin Curtis
OPP: 188, Randy Moss, vs. Minnesota (1/16/00)
106, Chris Carter

THREE 100-YARD RECEIVERS, SAME GAME

RAMS: Never Happened
OPP: Never Happened

THE LAST TIME PLAYOFF EDITION..



OFFENSIVE TOTALS CONTINUED

100-YARD RUSHER, 100-YARD RECEIVER, SAME GAME

RAMS:	Todd Gurley II	101 rushing	vs. Atlanta (1/6/18)
	Robert Woods	142 receiving	
OPP:	John Riggins	119 rushing	at Washington (1/01/84)
	Charlie Brown	171 receiving	

TWO 100-YARD RUSHERS, SAME GAME

RAMS:	Never Happened		
OPP:	142, Warrick Dunn, at Atlanta (1/15/05)		
	119, Michael Vick		

300-YARD PASSER, 100-YARD RECEIVER, SAME GAME

RAMS:	Marc Bulger	313 passing	at Seattle (1/08/05)
	Torry Holt	108 receiving	
	Kevin Curtis	107 receiving	
OPP:	Matt Hasselbeck	341 passing	at Seattle (1/08/05)
	Darrell Jackson	128 receiving	

300-YARD PASSER, 100-YARD RECEIVER, 100-YARD RUSHER, SAME GAME

RAMS:	Never Happened		
OPP:	Joe Theismann	302 passing	at Washington (1/01/84)
	Charlie Brown	171 receiving	
	John Riggins	119 rushing	

300-YARD PASSER, TWO 100-YARD RECEIVERS, SAME GAME

RAMS:	Marc Bulger	313 passing	at Seattle (1/08/05)
	Torry Holt	108 receiving	
	Kevin Curtis	107 receiving	
OPP:	Jeff George	423 passing	vs. Minnesota (1/01/00)
	Randy Moss	188 receiving	
	Chris Carter	106 receiving	

300-YARD PASSER, THREE 100-YARD RECEIVERS, SAME GAME

RAMS:	Never Happened		
OPP:	Never Happened		

300-YARD PASSER, 100-YARD RUSHER, TWO 100-YARD RECEIVERS, SAME GAME

RAMS:	Never Happened		
OPP:	Never Happened		

300-YARD PASSER, 100-YARD RUSHER, THREE 100-YARD RECEIVERS, SAME GAME

RAMS:	Never Happened		
OPP:	Never Happened		

THE LAST TIME PLAYOFF EDITION...



DEFENSIVE TOTALS

SIX OR MORE TEAM SACKS IN A GAME

RAMS: 7, at Dallas (12/23/73)

OPP: Never Happened

THREE OR MORE INDIVIDUAL SACKS IN A GAME

RAMS: 3, Kevin Greene, at Minnesota (12/26/88)

OPP: Never Happened

TWO INTERCEPTIONS IN A GAME

RAMS: 2, Aeneas Williams, vs. Green Bay (1/20/02)

2, Tommy Polley, vs. Green Bay (1/20/02)

OPP: 2, Sammy Knight, at New Orleans (12/30/00)

THREE INTERCEPTIONS IN A GAME

RAMS: Never Happened

OPP: Never Happened

INTERCEPTION RETURNED FOR A TOUCHDOWN

RAMS: 34, Tommy Polley, vs. Green Bay (1/20/02)

32, Aenas Williams, vs. Green Bay (1/20/02)

29, Aeneas Williams, vs. Green Bay (1/20/02)

OPP: 47, Ty Law, vs. New England (2/03/02)

FUMBLE RETURNED FOR A TOUCHDOWN

RAMS: Never Happened

OPP: 0, Muhsin Muhammed, vs. Carolina (1/10/04)

SPECIAL TEAMS TOTALS

KICKOFF RETURNED FOR A TOUCHDOWN

RAMS: 95, Tony Horne, vs. Minnesota (1/16/00)

OPP: Never Happened

PUNT RETURNED FOR A TOUCHDOWN

RAMS: 56, Vitamin Smith, at Detroit (12/21/52)

OPP: 68, Allen Rossum, at Atlanta (1/15/05)

PUNT BLOCKED

RAMS: Never Happened

OPP: Glen Walker punt blocked by Vikings, vs. Minnesota (12/31/78)

BLOCKED PUNT RETURNED FOR A TOUCHDOWN

RAMS: Never Happened

OPP: Bob Waterfield punt blocked by Leo Skladany, vs. Philadelphia (12/18/49)

BLOCKED FIELD GOAL ATTEMPT RETURNED FOR A TOUCHDOWN

RAMS: Never Happened

OPP: Bobby Bryant, vs. Minnesota (12/26/76)

90-yard return of Fred Cox attempt

FOUR OR MORE FIELD GOALS

RAMS: 5, Jeff Wilkins, vs. Carolina (1/10/04)

OPP: 4, Matt Bryant, vs. Atlanta (1/6/18)

PAT ATTEMPT FAILED

RAMS: Frank Corral, at Dallas (12/28/80)

OPP: Jim Bakken, at St. Louis (12/27/75)

2018 LOS ANGELES RAMS EXPLOSIVES



PASSING EXPLOSIVES (20+ YARDS)

LOS ANGELES RAMS						OPPONENTS					
YDS	RECEIVER	PASSER	QTR	DATE	OPP	YDS	RECEIVER	PASSER	QTR	DATE	TEAM
20	Robert Woods	Jared Goff	1	9/10/18	Raiders	45	J. Cook	Derek Carr	1	9/10/18	Raiders
30	Brandin Cooks	Jared Goff	3	9/10/18	Raiders	32	J. Cook	Derek Carr	4	9/10/18	Raiders
23	Brandin Cooks	Jared Goff	3	9/10/18	Raiders	28	J. Cook	Derek Carr	2	9/10/18	Raiders
22	Brandin Cooks	Jared Goff	1	9/16/18	Cardinals	27	J. Cook	Derek Carr	4	9/10/18	Raiders
20	Brandin Cooks	Jared Goff	1	9/16/18	Cardinals	42t	M. Williams	Philip Rivers	1	9/23/18	Chargers
21	Robert Woods	Jared Goff	2	9/16/18	Cardinals	27	A. Gates	Philip Rivers	2	9/23/18	Chargers
57	Brandin Cooks	Jared Goff	3	9/16/18	Cardinals	25	K. Allen	Philip Rivers	2	9/23/18	Chargers
29	Cooper Kupp	Jared Goff	3	9/16/18	Cardinals	20t	M. Williams	Philip Rivers	3	9/23/18	Chargers
21	Robert Woods	Jared Goff	3	9/16/18	Cardinals	34	S. Diggs	Kirk Cousins	2	9/27/18	Vikings
24	Brandin Cooks	Jared Goff	4	9/16/18	Cardinals	27	A. Thielen	Kirk Cousins	2	9/27/18	Vikings
21	Brandin Cooks	Jared Goff	1	9/23/18	Chargers	24	K. Rudolph	Kirk Cousins	2	9/27/18	Vikings
20	Robert Woods	Jared Goff	1	9/23/18	Chargers	45t	A. Thielen	Kirk Cousins	3	9/27/18	Vikings
22	Robert Woods	Jared Goff	2	9/23/18	Chargers	24	S. Diggs	Kirk Cousins	3	9/27/18	Vikings
20	Tyler Higbee	Jared Goff	2	9/23/18	Chargers	32	N. Vannett	Russell Wilson	1	10/7/18	Seahawks
53t	Cooper Kupp	Jared Goff	3	9/23/18	Chargers	39t	T. Lockett	Russell Wilson	2	10/7/18	Seahawks
25	Todd Gurley II	Jared Goff	3	9/23/18	Chargers	30t	D. Moore	Russell Wilson	3	10/7/18	Seahawks
70t	Cooper Kupp	Jared Goff	2	9/27/18	Vikings	44	T. Lockett	Russell Wilson	4	10/7/18	Seahawks
47t	Brandin Cooks	Jared Goff	2	9/27/18	Vikings	44t	E. Sanders	Case Keenum	1	10/14/18	Broncos
36	Robert Woods	Jared Goff	2	9/27/18	Vikings	45	D. Thomas	Case Keenum	3	10/14/18	Broncos
56	Todd Gurley II	Jared Goff	3	9/27/18	Vikings	22t	E. Sanders	Case Keenum	3	10/14/18	Broncos
31t	Rober Woods	Jared Goff	3	9/27/18	Vikings	21	E. Sanders	Case Keenum	3	10/14/18	Broncos
27	Cooper Kupp	Jared Goff	3	9/27/18	Vikings	41	C. Sutton	Case Keenum	4	10/14/18	Broncos
23	Brandin Cooks	Jared Goff	4	9/27/18	Vikings	23	R. Mostert	C.J. Beathard	1	10/21/18	49ers
27	Cooper Kupp	Jared Goff	1	10/7/18	Seahawks	35	G. Kittle	C.J. Beathard	2	10/21/18	49ers
31	Robert Woods	Jared Goff	2	10/7/18	Seahawks	23	G. Kittle	C.J. Beathard	2	10/21/18	49ers
25	Cooper Kupp	Jared Goff	2	10/7/18	Seahawks	21	G. Kittle	C.J. Beathard	3	10/21/18	49ers
22	Josh Reynolds	Jared Goff	3	10/7/18	Seahawks	48	D. Adams	Aaron Rodgers	1	10/28/18	Packers
20	Robert Woods	Jared Goff	4	10/7/18	Seahawks	23	E. St. Brown	Aaron Rodgers	1	10/28/18	Packers
44	Brandin Cooks	Jared Goff	1	10/14/18	Broncos	21	J. Graham	Aaron Rodgers	1	10/28/18	Packers
28	Robert Woods	Jared Goff	1	10/14/18	Broncos	41	D. Adams	Aaron Rodgers	3	10/28/18	Packers
21	Robert Woods	Jared Goff	1	10/21/18	49ers	40t	M. V.-Scantling	Aaron Rodgers	4	10/28/18	Packers
20	Brandin Cooks	Jared Goff	1	10/21/18	49ers	20	D. Adams	Aaron Rodgers	4	10/28/18	Packers
32	Robert Woods	Jared Goff	2	10/21/18	49ers	32	B. Watson	Drew Brees	2	11/4/18	Saints
23	Brandin Cooks	Jared Goff	3	10/21/18	49ers	72t	M. Thomas	Drew Brees	4	11/4/18	Saints
32	Todd Gurley II	Jared Goff	2	10/28/18	Packers	23t	T. Lockett	Russell Wilson	3	11/11/18	Seahawks
25	Brandin Cooks	Jared Goff	2	10/28/18	Packers	24	E. Dickson	Russell Wilson	4	11/11/18	Seahawks
22	Josh Reynolds	Jared Goff	2	10/28/18	Packers	29	T. Lockett	Russell Wilson	4	11/11/18	Seahawks
30t	Todd Gurley II	Jared Goff	3	10/28/18	Packers	20	T. Hill	Patrick Mahomes	1	11/19/18	Chiefs
22	Gerald Everett	Jared Goff	3	10/28/18	Packers	25t	T. Hill	Patrick Mahomes	1	11/19/18	Chiefs
32	Brandin Cooks	Jared Goff	4	10/28/18	Packers	37	T. Kelce	Patrick Mahomes	2	11/19/18	Chiefs
48	Brandin Cooks	Jared Goff	1	11/4/18	Saints	21t	K. Hunt	Patrick Mahomes	2	11/19/18	Chiefs
33	Tyler Higbee	Jared Goff	1	11/4/18	Saints	26	T. Hill	Patrick Mahomes	2	11/19/18	Chiefs
26	Cooper Kupp	Jared Goff	2	11/4/18	Saints	33	T. Kelce	Patrick Mahomes	3	11/19/18	Chiefs
20	Gerald Everett	Jared Goff	2	11/4/18	Saints	27	C. Conley	Patrick Mahomes	3	11/19/18	Chiefs
26	Brandin Cooks	Jared Goff	3	11/4/18	Saints	26	T. Hill	Patrick Mahomes	4	11/19/18	Chiefs
41t	Cooper Kupp	Jared Goff	4	11/4/18	Saints	73t	T. Hill	Patrick Mahomes	4	11/19/18	Chiefs
25	Cooper Kupp	Jared Goff	1	11/11/18	Seahawks	24	K. Golladay	Matthew Stafford	1	12/2/18	Lions
20	Todd Gurley II	Jared Goff	1	11/11/18	Seahawks	39	L. Toilolo	Matthew Stafford	3	12/2/18	Lions
35	Robert Woods	Jared Goff	3	11/11/18	Seahawks	22	L. Toilolo	Matthew Stafford	3	12/2/18	Lions
22	Robert Woods	Jared Goff	4	11/11/18	Seahawks	25	T.J. Jones	Matthew Stafford	4	12/2/18	Lions
30	Brandin Cooks	Jared Goff	1	11/19/18	Chiefs	36	A. Jeffery	Nick Foles	2	12/16/18	Eagles
25	Robert Woods	Jared Goff	1	11/19/18	Chiefs	26	A. Jeffery	Nick Foles	2	12/16/18	Eagles
21	Brandin Cooks	Jared Goff	2	11/19/18	Chiefs	50	A. Jeffery	Nick Foles	4	12/16/18	Eagles
22	Brandin Cooks	Jared Goff	4	11/19/18	Chiefs	32	D. Johnson	Larry Fitzgerald	2	12/23/18	Cardinals
40t	Gerald Everett	Jared Goff	4	11/19/18	Chiefs	20	K. Bourne	Nick Mullens	1	12/30/18	49ers
27	Josh Reynolds	Jared Goff	4	11/19/18	Chiefs	22	R. James	Nick Mullens	2	12/30/18	49ers
36	Robert Woods	Jared Goff	4	11/19/18	Chiefs	25	G. Kittle	Nick Mullens	3	12/30/18	49ers
26	Brandin Cooks	Jared Goff	2	12/2/18	Lions	43t	G. Kittle	Nick Mullens	4	12/30/18	49ers
23	Robert Woods	Jared Goff	3	12/2/18	Lions	25	G. Kittle	Nick Mullens	4	12/30/18	49ers
29	Robert Woods	Jared Goff	4	12/9/18	Bears						
20	Robert Woods	Jared Goff	2	12/16/18	Eagles						
33	Josh Reynolds	Jared Goff	4	12/16/18	Eagles						
20	Brandin Cooks	Jared Goff	4	12/16/18	Eagles						
20	Gerald Everett	Jared Goff	4	12/16/18	Eagles						
26	Josh Reynolds	Jared Goff	3	12/23/18	Cardinals						
39t	Robert Woods	Jared Goff	4	12/23/18	Cardinals						
21	Brandin Cooks	Jared Goff	2	12/30/18	49ers						
36	Tyler Higbee	Jared Goff	3	12/30/18	49ers						
29t	Josh Reynolds	Jared Goff	3	12/30/18	49ers						

2018 LOS ANGELES RAMS EXPLOSIVES



RUSHING EXPLOSIVES (20+ YARDS)

LOS ANGELES RAMS					OPPONENTS				
YDS	RUSHER	QTR	DATE	OPP	YDS	RUSHER	QTR	DATE	TEAM
23	Todd Gurley II	4	9/10/18	Raiders	20	Melvin Gordon	1	9/23/18	Chargers
56	Robert Woods	3	10/7/18	Seahawks	32	Austin Ekeler	3	9/23/18	Chargers
21	Todd Gurley II	1	10/14/18	Broncos	23	Melvin Gordon	4	9/23/18	Chargers
29	Todd Gurley II	2	10/14/18	Broncos	37	Mike Davis	3	10/7/18	Seahawks
21	Todd Gurley II	3	10/14/18	Broncos	21	Chris Carson	3	10/7/18	Seahawks
26	Todd Gurley II	4	10/14/18	Broncos	33t	Aaron Jones	3	10/28/18	Packers
23	Todd Gurley II	4	10/28/18	Packers	38	Rashaad Penny	1	11/11/18	Seahawks
24	Todd Gurley II	3	11/4/18	Saints	21	Russell Wilson	4	11/11/18	Seahawks
24	Todd Gurley II	3	11/19/18	Chiefs	27	Kareem Hunt	1	11/19/18	Chiefs
21	Todd Gurley II	2	12/2/18	Lions	24	LeGarrette Blount	4	12/2/18	Lions
36	Todd Gurley II	4	12/2/18	Lions	32	Tarik Cohen	1	12/9/18	Bears
21	Todd Gurley II	2	12/16/18	Eagles	23	Tarik Cohen	3	12/9/18	Bears
27	C.J. Anderson	2	12/23/18	Cardinals	21	Jordan Howard	4	12/9/18	Bears
46	C.J. Anderson	4	12/23/18	Cardinals	20	Chase Edmonds	4	12/23/18	Cardinals
					51	Alfred Morris	1	12/30/18	49ers
					20	Alfred Morris	4	12/30/18	49ers

2018 LOS ANGELES RAMS EXPLOSIVES



PUNT RETURN EXPLOSIVES (20+ YARDS)

LOS ANGELES RAMS					OPPONENTS				
YDS	RETURNER	QTR	DATE	OPP	YDS	RETURNER	QTR	DATE	TEAM
60	JoJo Natson	2	9/16/18	Cardinals	22	Tarik Cohen	2	12/9/18	Bears
26	JoJo Natson	3	10/14/18	Broncos					
36	JoJo Natson	4	10/21/18	49ers					
26	JoJo Natson	4	12/23/18	Cardinals					

KICKOFF RETURN EXPLOSIVES (20+ YARDS)

LOS ANGELES RAMS					OPPONENTS				
YDS	RETURNER	QTR	DATE	OPP	YDS	RETURNER	QTR	DATE	TEAM
26	Pharoh Cooper	1	9/10/18	Raiders	33	J.J. Jones	3	9/23/18	Chargers
24	Pharoh Cooper	2	9/10/18	Raiders	42	Tyler Lockett	2	10/7/18	Seahawks
25	Pharoh Cooper	3	9/10/18	Raiders	24	Tyler Lockett	4	10/7/18	Seahawks
22	JoJo Natson	1	9/16/18	Cardinals	23	Phillip Lindsay	2	10/14/18	Broncos
24	JoJo Natson	2	9/23/18	Chargers	25	Phillip Lindsay	4	10/14/18	Broncos
26	Blake Countess	3	9/23/18	Chargers	21	Richie James	4	10/21/18	49ers
25	Blake Countess	4	9/23/18	Chargers	27	Ty Montgomery	2	10/28/18	Packers
27	Blake Countess	2	9/27/18	Vikings	22	Ty Montgomery	4	10/28/18	Packers
26	Blake Countess	3	9/27/18	Vikings	24	Taysom Hill	2	11/4/18	Saints
40	Blake Countess	1	10/7/18	Seahawks	25	Taysom Hill	4	11/4/18	Saints
35	Blake Countess	1	10/7/18	Seahawks	21	Tyler Lockett	4	11/11/18	Seahawks
31	Blake Countess	1	10/14/18	Broncos	28	Tremon Smith	1	11/19/18	Chiefs
24	Blake Countess	2	10/21/18	49ers	25	Tremon Smith	1	11/19/18	Chiefs
23	JoJo Natson	2	10/21/18	49ers	34	Tremon Smith	2	11/19/18	Chiefs
25	Blake Countess	3	10/28/18	Packers	28	Tremon Smith	3	11/19/18	Chiefs
25	Pharoh Cooper	4	11/19/18	Chiefs	33	Tremon Smith	3	11/19/18	Chiefs
28	Pharoh Cooper	2	12/2/18	Lions	31	Tremon Smith	3	11/19/18	Chiefs
24	Pharoh Cooper	3	12/2/18	Lions	28	Tremon Smith	4	11/19/18	Chiefs
21	Pharoh Cooper	3	12/9/18	Bears	20	Anthony Miller	1	12/9/18	Bears
20	Pharoh Cooper	3	12/9/18	Bears	25	Richie James	1	12/30/18	49ers

2018 LOS ANGELES RAMS EXPLOSIVES



FUMBLE RETURN EXPLOSIVES (20+ YARDS)

LOS ANGELES RAMS					OPPONENTS				
YDS	RETURNER	QTR	DATE	OPP	YDS	RETURNER	QTR	DATE	TEAM
47	Aqib Talib	1	12/30/18	49ers					

INTERCEPTION RETURN EXPLOSIVES (20+ YARDS)

LOS ANGELES RAMS					OPPONENTS				
YDS	RETURNER	QTR	DATE	OPP	YDS	RETURNER	QTR	DATE	TEAM
50t	Marcus Peters	4	9/10/18	Raiders	26	Frank Clark	1	10/7/18	Seahawks
22	Sam Shields	4	9/16/18	Cardinals	22	Roquan Smith	2	12/9/18	Bears
25t	Samson Ebukam	3	11/19/18	Chiefs					
48	Marcus Peters	1	12/9/18	Bears					
35	John Johnson III	3	12/9/18	Bears					
30	Aqib Talib	4	12/16/18	Eagles					
22	Cory Littleton	1	12/30/18	49ers					

2018 LOS ANGELES RAMS WEEKLY LEADERS



GAME	SCORING	CARRIES	RUSHING YARDS	RECEIVING YARDS	TACKLES	SACKS	INTs	SP. TEAMS TACKLES
at Oakland	G. Zuerlein (15)	T. Gurley II (20)	T. Gurley II (108)	B. Cooks (87)	C. Littleton (13)	M. Brockers (1.0)	Three players (1)	Two players (1)
Arizona	T. Gurley II (22)	T. Gurley II (19)	M. Brown (46)	B. Cooks (159)	J. Johnson III (7)	S. Ebukam (1.0)	S. Shields (1)	J. Davis (2)
L.A. Chargers	R. Woods (12)	T. Gurley II (23)	T. Gurley II (105)	R. Woods (104)	C. Littleton (10)	N. Suh, E. Westbrook (1.0)	N/A	S. Ficken, K. Hodge (1)
Minnesota	C. Kupp (12)	T. Gurley II (17)	T. Gurley II (83)	C. Kupp (162)	J. Johnson III (11)	A. Donald (2.0)	N/A	N/A
at Seattle	T. Gurley II (18)	T. Gurley II (22)	T. Gurley II (77)	R. Woods (92)	M. Barron (9)	N. Suh, A. Donald (1.0)	N/A	Five players (1)
at Denver	T. Gurley II (12)	T. Gurley II (28)	T. Gurley II (208)	R. Woods (108)	T. Hill (7)	A. Donald, L. Joyner (1.0)	J. Johnson III (1)	Two players (1)
at San Francisco	T. Gurley II (18)	T. Gurley II (15)	M. Brown (65)	R. Woods (78)	C. Littleton (10)	A. Donald (4.0)	J. Johnson III (1)	Two players (1)
Green Bay	J. Reynolds (12)	T. Gurley II (25)	T. Gurley II (114)	T. Gurley II (81)	C. Littleton (8)	A. Donald (2.0)	N/A	R. Wilson (2)
at New Orleans	G. Zuerlein (9)	T. Gurley II (13)	T. Gurley II (68)	B. Cooks (114)	Two players (9)	N/A	N/A	Two players (1)
Seattle	G. Zuerlein (12)	T. Gurley II (16)	T. Gurley II (120)	B. Cooks (100)	Two players (9)	A. Donald (2.5)	N/A	Two players (1)
Kansas City	Three players (12)	T. Gurley II (12)	T. Gurley II (55)	B. Cooks (107)	J. Johnson III (11)	A. Donald (2.0)	Three players (1)	B. Hager (3)
at Detroit	Three players (12)	T. Gurley II (23)	T. Gurley II (132)	R. Woods (67)	J. Johnson III (11)	A. Donald (2.0)	T. Hill (1)	N/A
at Chicago	G. Zuerlein (6)	T. Gurley II (11)	T. Gurley II (28)	R. Woods (61)	L. Joyner (7)	J. Franklin (1.0)	Three players (1)	Two players (1)
Philadelphia	T. Gurley II (12)	T. Gurley II (12)	T. Gurley II (48)	T. Gurley II (76)	J. Johnson III (14)	N/A	A. Talib (1)	Four players (1)
at Arizona	R. Woods (12)	C. Anderson (20)	C. Anderson (167)	R. Woods (89)	C. Littleton (9)	A. Donald (3.0)	N/A	S. Shields (1)
San Francisco	Three players (12)	C. Anderson (23)	C. Anderson (132)	B. Cooks (62)	J. Johnson III (8)	Three players (1.0)	C. Littleton (2)	Two players (1)

RAMS-RAIDERS BALL POSSESSION AND DRIVE CHART



Los Angeles Rams

#	Time Recd	Time Lost	Time Poss	How Ball Obtained	Drive Began	# Play	Yds Gain	Yds Pen	Net Yds	1st Down	Last Scrm	How Given Up
1	10:23	8:34	1:49	Kickoff	LA 25	3	8	0	8	0	LA 33	Punt
2	6:07	4:53	1:14	Punt	50	4	50	0	50	3	* OAK 19	Touchdown
3	12:31	9:26	3:05	Kickoff	LA 19	7	16	37	53	3	OAK 28	Missed FG
4	4:51	2:40	2:11	Interception	LA 20	7	25	53	78	3	* OAK 2	Field Goal
5	0:10	0:00	0:10	Kickoff	LA 25	1	-1	0	-1	0	LA 25	End of Half
6	15:00	9:04	5:56	Kickoff	LA 30	10	60	0	60	3	* OAK 10	Field Goal
7	7:17	3:53	3:24	Punt	LA 18	5	29	-10	19	1	LA 37	Punt
8	1:42	0:00	1:42	Punt	LA 42	4	58	0	58	3	* OAK 8	Touchdown
9	13:34	9:19	4:15	Punt	LA 12	11	51	0	51	3	OAK 37	Field Goal
10	7:58	3:15	4:43	Interception	LA 29	13	69	0	69	4	* OAK 2	Field Goal

(270) Average LA 27

Oakland Raiders

#	Time Recd	Time Lost	Time Poss	How Ball Obtained	Drive Began	# Play	Yds Gain	Yds Pen	Net Yds	1st Down	Last Scrm	How Given Up
1	15:00	10:23	4:37	Kickoff	OAK 25	7	75	0	75	4	* LA 10	Touchdown
2	8:34	6:07	2:27	Punt	OAK 15	3	-3	-5	-8	0	OAK 7	Punt
3	4:53	12:31	7:22	Kickoff	OAK 25	12	79	-10	69	4	* LA 6	Field Goal
4	9:26	4:51	4:35	Missed FG	OAK 36	8	43	0	43	3	LA 21	Interception
5	2:40	0:10	2:30	Kickoff	OAK 25	11	60	-15	45	3	LA 30	Field Goal
6	9:04	7:17	1:47	Kickoff	OAK 25	5	12	0	12	1	OAK 37	Punt
7	3:53	1:42	2:11	Punt	OAK 8	3	5	0	5	0	OAK 13	Punt
8	15:00	13:34	1:26	Kickoff	OAK 25	3	5	5	10	1	OAK 35	Punt
9	9:19	7:58	1:21	Kickoff	OAK 25	4	35	0	35	1	LA 40	Interception
10	3:15	1:59	1:16	Kickoff	OAK 25	4	22	0	22	1	OAK 47	Interception
11	1:59	0:00	1:59	Kickoff	OAK 25	6	62	-10	52	2	LA 31	End of Game

(259) Average OAK 24

* inside opponent's 20

Time of Possession by Quarter		1st	2nd	3rd	4th	OT	Total
Visitor	Los Angeles Rams	3:03	5:26	11:02	8:58		28:29
Home	Oakland Raiders	11:57	9:34	3:58	6:02		31:31
Kickoff Drive No.-Start Average		Rams: 4 - LA 25		Raiders: 8 - OAK 25			

RAMS-CARDINALS BALL POSSESSION AND DRIVE CHART



Arizona Cardinals

#	Time Recd	Time Lost	Time Poss	How Ball Obtained	Drive Began	# Play	Yds Gain	Yds Pen	Net Yds	1st Down	Last Scrm	How Given Up
1	11:25	7:18	4:07	Punt	ARZ 20	6	30	-5	25	1	ARZ 45	Punt
2	2:32	0:48	1:44	Punt	ARZ 7	3	9	0	9	0	ARZ 16	Punt
3	14:29	12:52	1:37	Kickoff	ARZ 25	3	-3	0	-3	0	ARZ 22	Punt
4	8:07	4:18	3:49	Kickoff	ARZ 25	6	24	-15	9	1	ARZ 34	Punt
5	15:00	12:39	2:21	Kickoff	ARZ 31	3	9	0	9	0	ARZ 40	Punt
6	11:06	5:49	5:17	Interception	ARZ 2	6	22	-9	13	1	ARZ 15	Punt
7	3:39	2:23	1:16	Kickoff	ARZ 18	3	0	0	0	0	ARZ 18	Punt
8	13:10	11:41	1:29	Downs	ARZ 15	3	9	0	9	0	ARZ 24	Punt
9	7:57	7:02	0:55	Downs	ARZ 27	2	2	0	2	0	ARZ 29	Interception
10	3:17	0:00	3:17	Kickoff	ARZ 20	8	35	0	35	2	LA 46	End of Game

(190) Average ARZ 19

Los Angeles Rams

#	Time Recd	Time Lost	Time Poss	How Ball Obtained	Drive Began	# Play	Yds Gain	Yds Pen	Net Yds	1st Down	Last Scrm	How Given Up
1	15:00	11:25	3:35	Kickoff	LA 20	7	15	5	20	2	LA 40	Punt
2	7:18	2:32	4:46	Punt	LA 12	7	43	-4	39	2	ARZ 49	Punt
3	0:48	14:29	1:19	Punt	LA 41	4	59	0	59	3	* ARZ 11	Touchdown
4	12:52	8:07	4:45	Punt	LA 46	11	52	0	52	3	* ARZ 2	Field Goal
5	4:18	0:00	4:18	Punt	ARZ 32	8	40	-8	32	3	* ARZ 1	Touchdown
6	12:39	11:06	1:33	Punt	LA 21	4	58	0	58	1	ARZ 21	Interception
7	5:49	3:39	2:10	Punt	LA 44	5	46	10	56	4	* ARZ 2	Touchdown
8	2:23	13:10	4:13	Punt	LA 41	7	44	0	44	1	* ARZ 15	Downs
9	11:41	7:57	3:44	Punt	LA 23	8	50	0	50	2	ARZ 27	Downs
10	7:02	3:17	3:45	Interception	ARZ 25	7	25	0	25	3	* ARZ 3	Touchdown

(391) Average LA 39

* inside opponent's 20

Time of Possession by Quarter		1st	2nd	3rd	4th	OT	Total
Visitor	Arizona Cardinals	5:51	5:26	8:54	5:41		25:52
Home	Los Angeles Rams	9:09	9:34	6:06	9:19		34:08

Kickoff Drive No.-Start Average

Cardinals: 5 - ARZ 24

Rams: 1 - LA 20

RAMS-CHARGERS BALL POSSESSION AND DRIVE CHART

Los Angeles Chargers

#	Time Recd	Time Lost	Time Poss	How Ball Obtained	Drive Began	# Play	Yds Gain	Yds Pen	Net Yds	1st Down	Last Scrm	How Given Up
1	13:00	12:04	0:56	Fumble	LAC 24	3	5	0	5	0	LAC 29	Punt
2	6:14	4:42	1:32	Kickoff	LAC 40	3	60	0	60	2	LA 42	Touchdown
3	0:51	14:42	1:09	Kickoff	LAC 25	3	4	0	4	0	LAC 29	Punt
4	9:43	7:44	1:59	Interception	LAC 1	3	3	0	3	0	LAC 4	Blocked Punt
5	7:44	3:12	4:32	Kickoff	LAC 25	10	75	0	75	4	* LA 11	Touchdown
6	15:00	13:29	1:31	Kickoff	LAC 25	4	29	0	29	1	LAC 44	Fumble
7	12:38	8:18	4:20	Kickoff	LAC 25	8	75	0	75	3	* LA 20	Touchdown
8	3:19	11:49	6:30	Kickoff	LAC 34	13	58	0	58	4	* LA 8	Field Goal
9	7:38	4:23	3:15	Punt	LAC 40	6	47	0	47	2	* LA 19	Fumble

(239) Average LAC 27

Los Angeles Rams

#	Time Recd	Time Lost	Time Poss	How Ball Obtained	Drive Began	# Play	Yds Gain	Yds Pen	Net Yds	1st Down	Last Scrm	How Given Up
1	15:00	13:00	2:00	Kickoff	LA 25	6	31	15	46	3	LAC 34	Fumble
2	12:04	6:14	5:50	Punt	LA 20	11	75	5	80	6	* LAC 1	Touchdown
3	4:42	0:51	3:51	Kickoff	LA 25	7	75	0	75	5	* LAC 3	Touchdown
4	14:42	9:43	4:59	Punt	LA 28	11	67	-5	62	4	* LAC 10	Interception
5	3:12	0:00	3:12	Kickoff	LA 17	10	65	-10	55	3	LAC 28	Missed FG
6	13:29	12:38	0:51	Fumble	LA 45	3	55	0	55	1	LA 47	Touchdown
7	8:18	3:19	4:59	Kickoff	LA 23	11	82	-5	77	7	* LAC 6	Touchdown
8	11:49	7:38	4:11	Kickoff	LA 10	5	36	-24	12	1	LA 22	Punt
9	4:23	0:00	4:23	Fumble	LA 12	9	35	0	35	3	LA 48	End of Game

(205) Average LA 23

* inside opponent's 20

Time of Possession by Quarter

Visitor	1st	2nd	3rd	4th	OT	Total
Los Angeles Chargers	3:19	6:49	9:10	6:26		25:44
Home Los Angeles Rams	11:41	8:11	5:50	8:34		34:16

Kickoff Drive No.-Start Average

Chargers: 6 - LAC 29 Rams: 5 - LA 20

RAMS-VIKINGS BALL POSSESSION AND DRIVE CHART



Minnesota Vikings

#	Time Recd	Time Lost	Time Poss	How Ball Obtained	Drive Began	# Play	Yds Gain	Yds Pen	Net Yds	1st Down	Last Scrm	How Given Up
1	15:00	7:55	7:05	Kickoff	MIN 25	13	75	0	75	5	* LA 16	Touchdown
2	1:55	10:05	6:50	Kickoff	MIN 25	12	61	-5	56	3	* LA 19	Field Goal
3	9:28	8:04	1:24	Kickoff	MIN 25	3	75	0	75	3	* LA 17	Touchdown
4	6:57	5:37	1:20	Punt	MIN 29	3	4	0	4	0	MIN 33	Punt
5	3:47	1:41	2:06	Kickoff	MIN 25	6	15	-10	5	1	MIN 30	Punt
6	1:26	0:02	1:24	Kickoff	MIN 30	9	49	0	49	4	LA 21	Field Goal
7	10:54	8:22	2:32	Downs	MIN 36	6	18	0	18	1	LA 46	Punt
8	5:21	3:35	1:46	Kickoff	MIN 25	5	75	0	75	2	LA 45	Touchdown
9	1:09	13:59	2:10	Kickoff	MIN 25	4	6	0	6	1	MIN 31	Punt
10	8:21	3:46	4:35	Missed FG	MIN 20	9	58	0	58	4	* LA 22	Field Goal
11	2:20	1:18	1:02	Punt	MIN 34	4	10	0	10	1	MIN 48	Fumble

(299) Average MIN 27

Los Angeles Rams

#	Time Recd	Time Lost	Time Poss	How Ball Obtained	Drive Began	# Play	Yds Gain	Yds Pen	Net Yds	1st Down	Last Scrm	How Given Up
1	7:55	1:55	6:00	Kickoff	LA 25	12	70	5	75	6	* MIN 8	Touchdown
2	10:05	9:28	0:37	Kickoff	LA 25	2	75	0	75	1	LA 30	Touchdown
3	8:04	6:57	1:07	Kickoff	LA 25	3	7	0	7	0	LA 32	Punt
4	5:37	3:47	1:50	Punt	LA 29	4	71	0	71	3	* MIN 19	Touchdown
5	1:41	1:26	0:15	Punt	LA 27	2	58	15	73	3	MIN 47	Touchdown
6	0:02	0:00	0:02	Kickoff		0	0	0	0	0		End of Half
7	15:00	10:54	4:06	Kickoff	LA 25	7	39	0	39	2	MIN 36	Downs
8	8:22	5:21	3:01	Punt	LA 16	6	68	0	68	1	* MIN 16	Field Goal
9	3:35	1:09	2:26	Kickoff	LA 25	5	75	0	75	3	MIN 31	Touchdown
10	13:59	8:21	5:38	Punt	LA 15	11	75	0	75	5	* MIN 10	Missed FG
11	3:46	2:20	1:26	Kickoff	LA 25	3	9	0	9	0	LA 34	Punt
12	1:18	0:00	1:18	Fumble	MIN 44	2	9	0	9	1	MIN 34	End of Game

(293) Average LA 27

* inside opponent's 20

Time of Possession by Quarter

	1st	2nd	3rd	4th	OT	Total
Visitor Minnesota Vikings	9:00	11:09	5:27	6:38		32:14
Home Los Angeles Rams	6:00	3:51	9:33	8:22		27:46

Kickoff Drive No.-Start Average

Vikings: 7 - MIN 26

Rams: 6 - LA 25

RAMS-SEAHAWKS BALL POSSESSION AND DRIVE CHART



Los Angeles Rams

#	Time Recd	Time Lost	Time Poss	How Ball Obtained	Drive Began	# Play	Yds Gain	Yds Pen	Net Yds	1st Down	Last Scrm	How Given Up
1	15:00	13:29	1:31	Kickoff	LA 39	3	6	0	6	0	LA 45	Punt
2	11:57	10:15	1:42	Punt	SEA 12	3	5	5	10	1	* SEA 2	Interception
3	4:30	2:00	2:30	Kickoff	LA 42	5	58	0	58	4	* SEA 2	Touchdown
4	14:48	11:13	3:35	Punt	LA 20	8	69	10	79	3	* SEA 1	Field Goal
5	9:11	6:02	3:09	Kickoff	LA 30	8	70	0	70	5	* SEA 6	Touchdown
6	1:55	0:00	1:55	Kickoff	LA 17	8	45	-10	35	4	SEA 48	Interception
7	10:34	5:04	5:30	Kickoff	LA 36	9	64	0	64	5	* SEA 2	Touchdown
8	1:35	14:54	1:41	Kickoff	LA 26	5	69	5	74	3	* SEA 5	Touchdown
9	10:34	6:05	4:29	Punt	LA 18	9	61	0	61	3	SEA 21	Field Goal
10	3:28	0:00	3:28	Punt	LA 21	7	21	0	21	2	LA 43	End of Game

(337) Average LA 34

Seattle Seahawks

#	Time Recd	Time Lost	Time Poss	How Ball Obtained	Drive Began	# Play	Yds Gain	Yds Pen	Net Yds	1st Down	Last Scrm	How Given Up
1	13:29	11:57	1:32	Punt	SEA 14	3	4	0	4	0	SEA 18	Punt
2	10:15	4:30	5:45	Interception	SEA 26	9	84	-10	74	5	* LA 6	Touchdown
3	2:00	14:48	2:12	Kickoff	SEA 25	5	5	15	20	1	SEA 45	Punt
4	11:13	9:11	2:02	Kickoff	50	4	50	0	50	2	LA 39	Touchdown
5	6:02	1:55	4:07	Kickoff	SEA 39	8	22	5	27	2	LA 34	Field Goal
6	15:00	10:34	4:26	Kickoff	SEA 25	9	75	0	75	4	* LA 3	Touchdown
7	5:04	1:35	3:29	Kickoff	SEA 25	7	75	0	75	3	LA 30	Touchdown
8	14:54	10:34	4:20	Kickoff	SEA 13	6	10	5	15	2	SEA 28	Punt
9	6:05	3:28	2:37	Kickoff	SEA 22	5	48	-15	33	1	LA 45	Punt

(239) Average SEA 27

* inside opponent's 20

Time of Possession by Quarter

Visitor	1st	2nd	3rd	4th	OT	Total
Los Angeles Rams	5:43	8:39	7:05	8:03		29:30
Home Seattle Seahawks	9:17	6:21	7:55	6:57		30:30

Kickoff Drive No.-Start Average

Rams: 6 - LA 32 Seahawks: 7 - SEA 28

RAMS-BRONCOS BALL POSSESSION AND DRIVE CHART



Los Angeles Rams

#	Time Recd	Time Lost	Time Poss	How Ball Obtained	Drive Began	# Play	Yds Gain	Yds Pen	Net Yds	1st Down	Last Scrm	How Given Up
1	13:26	11:23	2:03	Punt	LA 29	7	63	0	63	2	* DEN 8	Field Goal
2	8:47	4:21	4:26	Punt	LA 8	9	71	0	71	3	DEN 21	Field Goal
3	0:03	10:57	4:06	Kickoff	LA 34	7	66	0	66	3	* DEN 10	Touchdown
4	7:54	4:16	3:38	Punt	LA 14	6	33	10	43	3	DEN 43	Punt
5	0:39	0:11	0:28	Downs	50	3	3	0	3	0	DEN 47	Punt
6	15:00	12:49	2:11	Kickoff	LA 25	6	21	0	21	1	LA 46	Punt
7	10:09	6:09	4:00	Punt	LA 42	8	62	-4	58	5	* DEN 1	Touchdown
8	3:02	2:05	0:57	Interception	LA 6	3	4	0	4	0	LA 10	Interception
9	1:34	10:14	6:20	Kickoff	LA 25	12	51	-5	46	3	* DEN 29	Missed FG
10	8:54	3:15	5:39	Kickoff	LA 25	13	72	0	72	4	* DEN 3	Field Goal
11	1:22	0:00	1:22	Kickoff	DEN 44	2	-2	0	-2	0	DEN 45	End of Game

(314) Average LA 29

Denver Broncos

#	Time Recd	Time Lost	Time Poss	How Ball Obtained	Drive Began	# Play	Yds Gain	Yds Pen	Net Yds	1st Down	Last Scrm	How Given Up
1	15:00	13:26	1:34	Kickoff	DEN 25	3	3	0	3	0	DEN 28	Punt
2	11:23	8:47	2:36	Kickoff	DEN 25	4	22	0	22	1	DEN 47	Punt
3	4:21	0:03	4:18	Kickoff	DEN 25	9	80	-15	65	3	* LA 10	Field Goal
4	10:57	7:54	3:03	Kickoff	DEN 25	6	27	4	31	2	LA 44	Punt
5	4:16	0:39	3:37	Punt	DEN 13	12	37	0	37	3	LA 39	Downs
6	0:11	0:00	0:11	Punt	DEN 9	1	-1	0	-1	0	DEN 9	End of Half
7	12:49	10:09	2:40	Punt	DEN 2	5	34	0	34	1	DEN 36	Punt
8	6:09	3:02	3:07	Kickoff	DEN 25	7	36	5	41	3	LA 34	Interception
9	2:05	1:34	0:31	Interception	LA 12	1	22	-10	12	1	* LA 22	Touchdown
10	10:14	8:54	1:20	Missed FG	DEN 37	5	46	11	57	2	* LA 6	Field Goal
11	3:15	1:22	1:53	Kickoff	DEN 23	9	51	26	77	7	* LA 1	Touchdown

(297) Average DEN 27

* inside opponent's 20

Time of Possession by Quarter

Visitor	Home	1st	2nd	3rd	4th	OT	Total
Los Angeles Rams	Denver Broncos	6:32	8:09	8:42	11:47		35:10
		8:28	6:51	6:18	3:13		24:50

Kickoff Drive No.-Start Average

Rams: 4 - LA 27 Broncos: 6 - DEN 25

RAMS-49ERS BALL POSSESSION AND DRIVE CHART



Los Angeles Rams

#	Time Recd	Time Lost	Time Poss	How Ball Obtained	Drive Began	# Play	Yds Gain	Yds Pen	Net Yds	1st Down	Last Scrm	How Given Up
1	15:00	12:58	2:02	Kickoff	LA 25	3	1	0	1	0	LA 26	Punt
2	9:58	6:34	3:24	Fumble	SF 44	7	27	0	27	1	* SF 17	Field Goal
3	2:39	1:13	1:26	Punt	LA 12	4	27	0	27	1	LA 39	Punt
4	1:00	14:23	1:37	Fumble	SF 21	4	21	0	21	2	* SF 7	Touchdown
5	12:59	10:05	2:54	Kickoff	LA 47	5	34	0	34	1	* SF 19	Field Goal
6	6:17	2:30	3:47	Interception	LA 40	8	60	0	60	4	* SF 19	Touchdown
7	0:13	0:00	0:13	Kickoff	LA 27	1	-1	0	-1	0	LA 27	End of Half
8	12:52	8:06	4:46	Punt	LA 25	11	55	5	60	3	* SF 15	Field Goal
9	6:59	6:04	0:55	Interception	SF 27	3	27	0	27	2	* SF 1	Touchdown
10	2:37	13:44	3:53	Kickoff	LA 25	6	37	0	37	3	SF 38	Punt
11	12:13	11:35	0:38	Punt	SF 13	2	13	0	13	1	* SF 12	Touchdown
12	9:12	5:20	3:52	Punt	LA 15	5	20	0	20	1	LA 35	Punt
13	3:24	0:00	3:24	Downs	LA 19	5	10	0	10	1	LA 30	End of Game

(530) Average LA 41

San Francisco 49ers

#	Time Recd	Time Lost	Time Poss	How Ball Obtained	Drive Began	# Play	Yds Gain	Yds Pen	Net Yds	1st Down	Last Scrm	How Given Up
1	12:58	9:58	3:00	Punt	SF 30	6	19	-5	14	2	SF 45	Fumble
2	6:34	2:39	3:55	Kickoff	SF 25	7	37	0	37	3	LA 38	Punt
3	1:13	1:00	0:13	Punt	SF 20	1	1	0	1	0	SF 20	Fumble
4	14:23	12:59	1:24	Kickoff	SF 25	3	-9	0	-9	0	SF 16	Safety
5	10:05	6:17	3:48	Kickoff	SF 25	6	24	0	24	2	SF 49	Interception
6	2:30	0:13	2:17	Kickoff	SF 25	8	75	0	75	4	* LA 10	Touchdown
7	15:00	12:52	2:08	Kickoff	SF 25	3	6	0	6	0	SF 31	Punt
8	8:06	6:59	1:07	Kickoff	SF 25	3	9	0	9	0	SF 34	Interception
9	6:04	2:37	3:27	Kickoff	SF 25	8	42	0	42	3	LA 33	Field Goal
10	13:44	12:13	1:31	Punt	SF 9	3	-6	0	-6	0	SF 3	Punt
11	11:35	9:12	2:23	Kickoff	SF 23	5	8	0	8	1	SF 31	Punt
12	5:20	3:24	1:56	Punt	LA 37	6	19	0	19	1	* LA 18	Downs

(320) Average SF 27

* inside opponent's 20

Time of Possession by Quarter

Visitor	Home	1st	2nd	3rd	4th	OT	Total
Los Angeles Rams	San Francisco 49ers	7:52	7:31	8:18	9:10		32:51
		7:08	7:29	6:42	5:50		27:09

Kickoff Drive No.-Start Average

Rams: 4 - LA 31 49ers: 8 - SF 25

RAMS-PACKERS BALL POSSESSION AND DRIVE CHART

Green Bay Packers

#	Time Recd	Time Lost	Time Poss	How Ball Obtained	Drive Began	# Play	Yds Gain	Yds Pen	Net Yds	1st Down	Last Scrm	How Given Up
1	15:00	11:26	3:34	Kickoff	GB 25	6	24	0	24	2	GB 49	Punt
2	8:04	6:01	2:03	Punt	GB 25	6	75	0	75	3	* LA 1	Touchdown
3	3:12	14:19	3:53	Punt	GB 32	7	45	0	45	2	LA 23	Field Goal
4	12:14	10:24	1:50	Punt	GB 18	3	3	0	3	0	GB 21	Punt
5	7:16	4:49	2:27	Punt	GB 4	5	21	0	21	1	GB 25	Punt
6	2:54	2:47	0:07	Punt	GB 1	1	-1	0	-1	0	GB 1	Safety
7	0:21	0:00	0:21	Kickoff	GB 29	1	5	0	5	0	GB 29	End of Half
8	13:57	9:38	4:19	Punt	GB 27	9	38	0	38	3	LA 35	Field Goal
9	7:19	6:07	1:12	Kickoff	GB 21	3	5	0	5	0	GB 26	Punt
10	1:50	0:13	1:37	Kickoff	GB 25	5	75	0	75	2	LA 33	Touchdown
11	11:39	8:50	2:49	Kickoff	GB 25	5	75	0	75	3	LA 40	Touchdown
12	6:49	5:20	1:29	Punt	GB 21	3	-6	0	-6	0	GB 15	Punt
13	2:05	1:56	0:09	Kickoff		0	0	0	0	0		Fumble

(253) Average GB 21

Los Angeles Rams

#	Time Recd	Time Lost	Time Poss	How Ball Obtained	Drive Began	# Play	Yds Gain	Yds Pen	Net Yds	1st Down	Last Scrm	How Given Up
1	11:26	8:04	3:22	Punt	LA 20	6	19	0	19	1	LA 39	Punt
2	6:01	3:12	2:49	Kickoff	LA 11	6	19	0	19	2	LA 30	Punt
3	14:19	12:14	2:05	Kickoff	LA 25	4	5	5	10	1	LA 35	Punt
4	10:24	7:16	3:08	Punt	LA 38	7	19	0	19	1	GB 43	Punt
5	4:49	2:54	1:55	Punt	LA 20	6	27	0	27	1	LA 47	Punt
6	2:47	0:21	2:26	Kickoff	LA 28	7	72	0	72	4	* GB 1	Touchdown
7	15:00	13:57	1:03	Kickoff	LA 20	3	5	0	5	0	LA 25	Punt
8	9:38	7:19	2:19	Kickoff	LA 25	7	75	0	75	4	GB 30	Touchdown
9	6:07	1:50	4:17	Punt	LA 34	8	71	-5	66	4	* GB 19	Touchdown
10	0:13	11:39	3:34	Kickoff	LA 25	8	50	0	50	2	GB 25	Field Goal
11	8:50	6:49	2:01	Kickoff	LA 27	4	4	5	9	1	LA 36	Punt
12	5:20	2:05	3:15	Punt	GB 40	7	34	-10	24	1	* GB 16	Field Goal
13	1:56	0:00	1:56	Fumble	GB 21	4	16	0	16	1	* GB 4	End of Game

(412) Average LA 32

* inside opponent's 20

Time of Possession by Quarter		1st	2nd	3rd	4th	OT	Total
Visitor	Green Bay Packers	8:49	5:26	7:08	4:27		25:50
Home	Los Angeles Rams	6:11	9:34	7:52	10:33		34:10
Kickoff Drive No.-Start Average		Packers: 5 - GB 25			Rams: 7 - LA 23		

RAMS-SAINTS BALL POSSESSION AND DRIVE CHART

Los Angeles Rams

#	Time Recd	Time Lost	Time Poss	How Ball Obtained	Drive Began	# Play	Yds Gain	Yds Pen	Net Yds	1st Down	Last Scrm	How Given Up
1	9:25	6:04	3:21	Kickoff	LA 29	6	71	0	71	4	* NO 8	Touchdown
2	1:40	14:12	2:28	Kickoff	LA 25	6	70	5	75	4	* NO 4	Touchdown
3	14:02	13:06	0:56	Fumble	NO 22	4	9	0	9	0	* NO 16	Downs
4	7:35	3:30	4:05	Kickoff	LA 25	7	42	0	42	2	NO 33	Missed FG
5	1:06	0:59	0:07	Kickoff	LA 25	1	0	0	0	0	LA 25	Interception
6	0:26	0:00	0:26	Kickoff	LA 25	5	52	-15	37	2	NO 38	Field Goal
7	15:00	9:38	5:22	Kickoff	LA 23	11	77	0	77	5	* NO 18	Touchdown
8	5:26	1:30	3:56	Punt	LA 16	9	68	0	68	3	* NO 16	Field Goal
9	13:27	9:48	3:39	Punt	LA 17	6	83	0	83	3	NO 41	Touchdown
10	6:23	4:50	1:33	Kickoff	LA 25	3	3	0	3	0	LA 28	Punt
11	3:52	3:26	0:26	Kickoff	LA 42	4	8	0	8	0	50	Downs

(330) Average LA 30

New Orleans Saints

#	Time Recd	Time Lost	Time Poss	How Ball Obtained	Drive Began	# Play	Yds Gain	Yds Pen	Net Yds	1st Down	Last Scrm	How Given Up
1	15:00	9:25	5:35	Kickoff	NO 25	10	75	0	75	5	* LA 11	Touchdown
2	6:04	1:40	4:24	Kickoff	NO 25	8	63	12	75	5	* LA 16	Touchdown
3	14:12	14:02	0:10	Kickoff	NO 25	1	0	0	0	0	NO 25	Fumble
4	13:06	7:35	5:31	Downs	NO 13	10	87	0	87	6	* LA 4	Touchdown
5	3:30	1:06	2:24	Missed FG	NO 41	6	59	0	59	4	* LA 13	Touchdown
6	0:59	0:26	0:33	Interception	LA 34	6	29	5	34	4	* LA 1	Touchdown
7	9:38	5:26	4:12	Kickoff	NO 25	6	31	0	31	2	LA 44	Punt
8	1:30	13:27	3:03	Kickoff	NO 25	6	19	0	19	1	NO 44	Punt
9	9:48	6:23	3:25	Kickoff	NO 25	9	40	0	40	2	LA 35	Field Goal
10	4:50	3:52	0:58	Punt	NO 25	3	75	0	75	1	NO 28	Touchdown
11	3:26	0:00	3:26	Downs	50	6	9	0	9	1	LA 40	End of Game

(345) Average NO 31

* inside opponent's 20

Time of Possession by Quarter		1st	2nd	3rd	4th	OT	Total
Visitor	Los Angeles Rams	5:01	6:22	9:18	5:38		26:19
Home	New Orleans Saints	9:59	8:38	5:42	9:22		33:41
Kickoff Drive No.-Start Average		Rams: 8 - LA 27			Saints: 6 - NO 25		

RAMS-SEAHAWKS BALL POSSESSION AND DRIVE CHART



Seattle Seahawks

#	Time Recd	Time Lost	Time Poss	How Ball Obtained	Drive Began	# Play	Yds Gain	Yds Pen	Net Yds	1st Down	Last Scrm	How Given Up
1	15:00	11:16	3:44	Kickoff	SEA 25	7	51	24	75	5	* LA 8	Touchdown
2	6:41	3:42	2:59	Kickoff	SEA 25	5	75	0	75	3	* LA 18	Touchdown
3	14:48	12:34	2:14	Kickoff	SEA 25	3	-3	0	-3	0	SEA 22	Punt
4	9:36	7:31	2:05	Punt	SEA 31	3	-1	0	-1	0	SEA 30	Punt
5	2:48	0:17	2:31	Kickoff	SEA 25	7	37	-5	32	2	LA 43	Punt
6	9:44	4:20	5:24	Kickoff	SEA 25	9	75	0	75	6	LA 23	Touchdown
7	14:54	9:52	5:02	Kickoff	SEA 25	9	47	13	60	4	* LA 15	Field Goal
8	7:34	5:55	1:39	Kickoff	SEA 25	3	-8	0	-8	0	SEA 32	Fumble
9	5:49	1:56	3:53	Kickoff	SEA 10	12	101	-11	90	7	* LA 3	Touchdown
10	1:24	0:18	1:06	Punt	SEA 25	7	40	0	40	2	LA 35	Downs

(241) Average SEA 24

Los Angeles Rams

#	Time Recd	Time Lost	Time Poss	How Ball Obtained	Drive Began	# Play	Yds Gain	Yds Pen	Net Yds	1st Down	Last Scrm	How Given Up
1	11:16	6:41	4:35	Kickoff	LA 14	10	86	0	86	5	* SEA 10	Touchdown
2	3:42	14:48	3:54	Kickoff	LA 25	9	58	0	58	3	* SEA 17	Field Goal
3	12:34	9:36	2:58	Punt	LA 21	7	29	0	29	2	50	Punt
4	7:31	2:48	4:43	Punt	LA 14	9	86	0	86	5	* SEA 17	Touchdown
5	0:17	0:00	0:17	Punt	LA 3	1	0	0	0	0	LA 3	End of Half
6	15:00	9:44	5:16	Kickoff	LA 25	10	61	-5	56	3	* SEA 19	Field Goal
7	4:20	14:54	4:26	Kickoff	LA 25	9	75	0	75	4	* SEA 10	Touchdown
8	9:52	7:34	2:18	Kickoff	SEA 46	7	44	0	44	2	* SEA 2	Field Goal
9	5:55	5:49	0:06	Fumble	SEA 9	1	9	0	9	1	* SEA 9	Touchdown
10	1:56	1:24	0:32	Kickoff	LA 25	3	9	-5	4	0	LA 29	Punt
11	0:18	0:00	0:18	Downs	LA 35	1	-1	0	-1	0	LA 35	End of Game

(332) Average LA 30

* inside opponent's 20

Time of Possession by Quarter		1st	2nd	3rd	4th	OT	Total
Visitor	Seattle Seahawks	6:43	6:50	5:24	11:40		30:37
Home	Los Angeles Rams	8:17	8:10	9:36	3:20		29:23

Kickoff Drive No.-Start Average

Seahawks: 8 - SEA 23

Rams: 5 - LA 23

RAMS-CHIEFS BALL POSSESSION AND DRIVE CHART



Kansas City Chiefs

#	Time Recd	Time Lost	Time Poss	How Ball Obtained	Drive Began	# Play	Yds Gain	Yds Pen	Net Yds	1st Down	Last Scrm	How Given Up
1	12:00	9:56	2:04	Kickoff	KC 29	4	17	-15	2	0	KC 31	Punt
2	5:35	3:25	2:10	Kickoff	KC 25	4	75	0	75	3	LA 25	Touchdown
3	14:54	8:04	6:50	Kickoff	KC 25	11	78	-5	73	4	* LA 2	Field Goal
4	6:37	6:28	0:09	Fumble	LA 21	1	21	0	21	1	LA 21	Touchdown
5	4:04	1:50	2:14	Punt	KC 3	5	8	0	8	1	KC 22	Fumble
6	1:50	0:13	1:37	Kickoff	KC 31	7	69	0	69	3	* LA 8	Touchdown
7	15:00	13:27	1:33	Kickoff	KC 29	4	20	10	30	3	LA 25	Fumble
8	10:52	7:09	3:43	Kickoff	KC 36	8	64	0	64	4	* LA 4	Touchdown
9	2:24	2:14	0:10	Kickoff	KC 25	1	0	0	0	0	KC 25	Interception
10	2:14	0:58	1:16	Kickoff	KC 24	3	1	0	1	0	KC 25	Punt
11	13:32	12:04	1:28	Punt	KC 9	3	91	0	91	2	KC 27	Touchdown
12	9:38	8:09	1:29	Kickoff	KC 25	3	7	0	7	0	KC 32	Punt
13	6:33	2:47	3:46	Punt	KC 35	8	55	10	65	4	* LA 10	Touchdown
14	1:49	1:18	0:31	Kickoff	KC 26	4	26	0	26	1	LA 48	Interception
15	0:50	0:13	0:37	Punt	KC 12	4	14	0	14	1	KC 26	Interception

(413) Average KC 28

Los Angeles Rams

#	Time Recd	Time Lost	Time Poss	How Ball Obtained	Drive Began	# Play	Yds Gain	Yds Pen	Net Yds	1st Down	Last Scrm	How Given Up
1	15:00	12:00	3:00	Kickoff	LA 25	6	59	16	75	5	* KC 7	Touchdown
2	9:56	5:35	4:21	Punt	LA 17	10	69	14	83	6	* KC 4	Touchdown
3	3:25	14:54	3:31	Kickoff	LA 16	9	42	37	79	4	* KC 5	Field Goal
4	8:04	6:37	1:27	Kickoff	LA 25	3	-4	0	-4	0	LA 22	Fumble
5	6:28	4:04	2:24	Kickoff	LA 10	5	29	0	29	1	LA 39	Punt
6	0:13	0:00	0:13	Kickoff	LA 25	1	-1	0	-1	0	LA 25	End of Half
7	13:27	10:52	2:35	Fumble	KC 46	8	46	0	46	3	* KC 7	Touchdown
8	7:09	2:24	4:45	Kickoff	LA 35	9	50	0	50	3	* KC 15	Field Goal
9	0:58	13:32	2:26	Punt	LA 34	4	16	-10	6	1	LA 40	Punt
10	12:04	11:07	0:57	Kickoff	LA 15	3	-13	0	-13	0	LA 14	Fumble
11	11:07	9:38	1:29	Kickoff	LA 25	6	75	0	75	3	* KC 7	Touchdown
12	8:09	6:33	1:36	Punt	LA 16	3	9	0	9	0	LA 25	Punt
13	2:47	1:49	0:58	Kickoff	LA 25	6	75	0	75	3	KC 40	Touchdown
14	1:18	0:50	0:28	Interception	LA 35	3	4	-5	-1	0	LA 34	Punt
15	0:13	0:00	0:13	Interception	LA 33	1	-1	0	-1	0	LA 33	End of Game

(390) Average LA 26

* inside opponent's 20

Time of Possession by Quarter

Visitor	1st	2nd	3rd	4th	OT	Total
Kansas City Chiefs	4:14	10:50	6:42	7:51		29:37
Home Los Angeles Rams	10:46	4:10	8:18	7:09		30:23

Kickoff Drive No.-Start Average

Chiefs: 10 - KC 28

Rams: 9 - LA 22

RAMS-LIONS BALL POSSESSION AND DRIVE CHART



Los Angeles Rams

#	Time Recd	Time Lost	Time Poss	How Ball Obtained	Drive Began	# Play	Yds Gain	Yds Pen	Net Yds	1st Down	Last Scrm	How Given Up
1	15:00	11:56	3:04	Kickoff	LA 25	6	24	4	28	2	DET 47	Punt
2	7:57	3:17	4:40	Punt	LA 20	10	74	0	74	4	* DET 6	Field Goal
3	12:24	10:07	2:17	Kickoff	LA 26	4	11	0	11	1	LA 37	Interception
4	8:37	2:28	6:09	Punt	LA 29	12	71	0	71	7	* DET 8	Touchdown
5	1:33	0:43	0:50	Punt	LA 32	6	39	0	39	2	DET 29	Field Goal
6	0:10	0:00	0:10	Punt	LA 8	1	-1	0	-1	0	LA 8	End of Half
7	14:03	13:21	0:42	Punt	LA 26	2	21	0	21	1	LA 49	Fumble
8	7:56	5:46	2:10	Kickoff	DET 38	4	8	0	8	0	DET 30	Field Goal
9	3:02	12:44	5:18	Kickoff	LA 21	10	29	-5	24	3	LA 45	Punt
10	10:12	9:48	0:24	Punt	LA 16	3	0	0	0	0	LA 16	Punt
11	8:13	6:53	1:20	Fumble	DET 24	3	24	0	24	2	* DET 13	Touchdown
12	2:54	1:54	1:00	Kickoff	DET 45	5	45	0	45	2	* DET 2	Touchdown
13	0:12	0:00	0:12	Interception	LA 20	1	-1	0	-1	0	LA 20	End of Game

(416) Average LA 32

Detroit Lions

#	Time Recd	Time Lost	Time Poss	How Ball Obtained	Drive Began	# Play	Yds Gain	Yds Pen	Net Yds	1st Down	Last Scrm	How Given Up
1	11:56	7:57	3:59	Punt	DET 4	7	29	0	29	2	DET 33	Punt
2	3:17	12:24	5:53	Kickoff	DET 25	10	65	0	65	4	* LA 10	Field Goal
3	10:07	8:37	1:30	Interception	DET 25	3	2	0	2	0	DET 27	Punt
4	2:28	1:33	0:55	Kickoff	DET 25	3	-7	0	-7	0	DET 18	Punt
5	0:43	0:10	0:33	Kickoff	DET 25	4	19	-5	14	1	DET 39	Punt
6	15:00	14:03	0:57	Kickoff	DET 25	3	3	0	3	0	DET 28	Punt
7	13:21	7:56	5:25	Fumble	LA 47	9	51	-15	36	4	* LA 11	Field Goal
8	5:46	3:02	2:44	Kickoff	DET 25	6	75	0	75	4	* LA 11	Touchdown
9	12:44	10:12	2:32	Punt	DET 20	4	26	0	26	1	DET 46	Punt
10	9:48	8:13	1:35	Punt	DET 31	3	-7	0	-7	1	DET 42	Fumble
11	6:53	2:54	3:59	Kickoff	DET 25	8	10	48	58	2	* LA 17	Field Goal
12	1:54	0:12	1:42	Kickoff	DET 25	7	44	17	61	4	* LA 14	Interception

(308) Average DET 26

* inside opponent's 20

Time of Possession by Quarter

	1st	2nd	3rd	4th	OT	Total
Visitor Los Angeles Rams	7:44	9:26	5:54	5:12		28:16
Home Detroit Lions	7:16	5:34	9:06	9:48		31:44

Kickoff Drive No.-Start Average

Rams: 3 - LA 24 Lions: 7 - DET 25

RAMS-BEARS BALL POSSESSION AND DRIVE CHART

Los Angeles Rams

#	Time Recd	Time Lost	Time Poss	How Ball Obtained	Drive Began	# Play	Yds Gain	Yds Pen	Net Yds	1st Down	Last Scrm	How Given Up
1	10:47	9:12	1:35	Interception	CHI 15	4	6	0	6	0	* CHI 9	Field Goal
2	2:48	14:50	2:58	Kickoff	LA 26	6	19	0	19	1	LA 45	Punt
3	11:45	11:04	0:41	Punt	LA 20	1	0	-10	-10	0	LA 10	Interception
4	9:24	4:12	5:12	Kickoff	LA 25	13	48	-5	43	4	CHI 32	Field Goal
5	1:38	0:51	0:47	Punt	LA 14	4	19	-5	14	1	LA 28	Punt
6	0:19	0:00	0:19	Interception	CHI 49	2	6	-5	1	0	CHI 48	Interception
7	15:00	14:14	0:46	Kickoff	LA 13	2	-13	0	-13	0	LA 8	Safety
8	9:58	7:45	2:13	Kickoff	LA 18	3	8	0	8	0	LA 26	Punt
9	3:58	3:52	0:06	Interception	CHI 27	1	0	0	0	0	CHI 27	Interception
10	0:32	10:11	5:21	Punt	LA 5	14	78	-5	73	5	* CHI 22	Missed FG
11	6:44	4:28	2:16	Punt	LA 18	7	8	0	8	1	LA 38	Downs
12	2:45	2:13	0:32	Missed FG	LA 28	6	16	0	16	1	LA 44	Interception
13	0:25	0:00	0:25	Punt	LA 2	1	19	0	19	1	LA 2	End of Game

(378) Average LA 29

Chicago Bears

#	Time Recd	Time Lost	Time Poss	How Ball Obtained	Drive Began	# Play	Yds Gain	Yds Pen	Net Yds	1st Down	Last Scrm	How Given Up
1	15:00	10:47	4:13	Kickoff	CHI 23	7	24	-5	19	2	CHI 42	Interception
2	9:12	2:48	6:24	Kickoff	CHI 25	12	69	-15	54	3	* LA 21	Field Goal
3	14:50	11:45	3:05	Punt	CHI 26	6	29	0	29	2	LA 45	Punt
4	11:04	9:24	1:40	Interception	LA 4	4	6	-15	-9	0	* LA 13	Field Goal
5	4:12	1:38	2:34	Kickoff	CHI 25	6	21	0	21	1	CHI 46	Punt
6	0:51	0:19	0:32	Punt	CHI 39	3	0	0	0	0	CHI 39	Interception
7	14:14	9:58	4:16	Kickoff	CHI 19	9	81	0	81	5	* LA 2	Touchdown
8	7:45	3:58	3:47	Punt	CHI 12	7	19	12	31	2	CHI 43	Interception
9	3:52	0:32	3:20	Interception	CHI 19	4	14	5	19	1	CHI 38	Punt
10	10:11	6:44	3:27	Missed FG	CHI 30	4	25	-10	15	1	CHI 45	Punt
11	4:28	2:45	1:43	Downs	LA 26	4	6	0	6	0	LA 20	Missed FG
12	2:13	0:25	1:48	Interception	CHI 48	3	0	0	0	0	CHI 48	Punt

(436) Average CHI 36

* inside opponent's 20

Time of Possession by Quarter

Visitor	Home	1st	2nd	3rd	4th	OT	Total
Los Angeles Rams	Chicago Bears	4:23	7:09	3:37	8:02		23:11
Chicago Bears	Los Angeles Rams	10:37	7:51	11:23	6:58		36:49

Kickoff Drive No.-Start Average

Rams: 4 - LA 20 Bears: 4 - CHI 23

RAMS-EAGLES BALL POSSESSION AND DRIVE CHART



Philadelphia Eagles

#	Time Recd	Time Lost	Time Poss	How Ball Obtained	Drive Began	# Play	Yds Gain	Yds Pen	Net Yds	1st Down	Last Scrm	How Given Up
1	13:24	8:35	4:49	Punt	PHI 24	9	43	0	43	2	LA 33	Field Goal
2	1:16	12:00	4:16	Kickoff	PHI 25	10	48	11	59	2	* LA 16	Field Goal
3	11:11	9:29	1:42	Interception	PHI 42	4	9	0	9	0	LA 49	Downs
4	4:38	1:07	3:31	Kickoff	PHI 25	9	75	0	75	4	* LA 6	Touchdown
5	15:00	12:36	2:24	Kickoff	PHI 25	3	19	-10	9	0	PHI 34	Punt
6	11:14	10:28	0:46	Punt	PHI 41	2	59	0	59	2	* LA 9	Touchdown
7	9:07	3:11	5:56	Punt	PHI 26	10	62	-10	52	4	LA 22	Field Goal
8	2:12	1:34	0:38	Interception	LA 12	2	12	0	12	1	* LA 4	Touchdown
9	0:39	14:09	1:30	Downs	LA 30	3	12	0	12	1	* LA 18	Interception
10	9:24	6:18	3:06	Kickoff	PHI 19	5	28	-10	18	1	PHI 37	Punt
11	4:06	2:51	1:15	Kickoff	PHI 17	4	13	-15	-2	0	PHI 15	Punt
12	2:51	1:08	1:43	Fumble	LA 36	4	1	0	1	0	LA 35	Missed FG

(466) Average PHI 39

Los Angeles Rams

#	Time Recd	Time Lost	Time Poss	How Ball Obtained	Drive Began	# Play	Yds Gain	Yds Pen	Net Yds	1st Down	Last Scrm	How Given Up
1	15:00	13:24	1:36	Kickoff	LA 25	3	-1	0	-1	0	LA 24	Punt
2	8:35	1:16	7:19	Kickoff	LA 20	13	90	-10	80	6	* PHI 5	Touchdown
3	12:00	11:11	0:49	Kickoff	LA 25	2	19	0	19	1	LA 44	Interception
4	9:29	4:38	4:51	Downs	LA 49	8	38	-10	28	2	* PHI 23	Field Goal
5	1:07	0:00	1:07	Kickoff	LA 25	10	57	0	57	3	* PHI 18	Field Goal
6	12:36	11:14	1:22	Punt	LA 5	3	4	0	4	0	LA 9	Punt
7	10:28	9:07	1:21	Kickoff	LA 12	3	8	0	8	0	LA 20	Punt
8	3:11	2:12	0:59	Kickoff	LA 25	3	9	0	9	0	LA 34	Interception
9	1:34	0:39	0:55	Kickoff	LA 25	4	5	0	5	0	LA 30	Downs
10	14:09	9:24	4:45	Interception	LA 35	10	61	-15	46	3	* PHI 19	Field Goal
11	6:18	4:06	2:12	Punt	LA 16	11	84	0	84	5	* PHI 1	Touchdown
12	1:08	0:00	1:08	Missed FG	LA 43	7	39	0	39	3	* PHI 18	End of Game

(305) Average LA 25

* inside opponent's 20

Time of Possession by Quarter

	1st	2nd	3rd	4th	OT	Total
Visitor Philadelphia Eagles	6:05	8:13	10:23	6:55		31:36
Home Los Angeles Rams	8:55	6:47	4:37	8:05		28:24

Kickoff Drive No.-Start Average

Eagles: 5 - PHI 22 Rams: 7 - LA 22

RAMS-CARDINALS BALL POSSESSION AND DRIVE CHART



Los Angeles Rams

#	Time Recd	Time Lost	Time Poss	How Ball Obtained	Drive Began	# Play	Yds Gain	Yds Pen	Net Yds	1st Down	Last Scrm	How Given Up
1	15:00	12:05	2:55	Kickoff	LA 25	6	20	0	20	2	ARZ 40	Fumble
2	7:07	3:59	3:08	Kickoff	LA 25	7	60	15	75	5	* ARZ 4	Touchdown
3	2:25	11:56	5:29	Punt	LA 16	11	74	10	84	7	* ARZ 1	Touchdown
4	9:40	2:10	7:30	Kickoff	LA 25	12	75	0	75	6	* ARZ 4	Touchdown
5	0:13	0:00	0:13	Missed FG	LA 44	3	17	0	17	1	ARZ 39	Missed FG
6	11:52	5:37	6:15	Punt	LA 11	11	87	-1	86	6	* ARZ 3	Field Goal
7	4:01	0:22	3:39	Punt	LA 8	7	17	0	17	2	LA 25	Punt
8	11:34	9:19	2:15	Punt	LA 5	4	95	0	95	3	ARZ 39	Touchdown
9	8:11	5:22	2:49	Punt	LA 49	3	5	-5	0	0	LA 49	Punt
10	2:51	0:00	2:51	Downs	LA 10	5	11	0	11	1	LA 22	End of Game

(218) Average LA 22

Arizona Cardinals

#	Time Recd	Time Lost	Time Poss	How Ball Obtained	Drive Began	# Play	Yds Gain	Yds Pen	Net Yds	1st Down	Last Scrm	How Given Up
1	12:05	7:07	4:58	Fumble	LA 41	8	38	-15	23	1	* LA 18	Field Goal
2	3:59	2:25	1:34	Kickoff	ARZ 25	3	5	0	5	0	ARZ 30	Punt
3	11:56	9:40	2:16	Kickoff	ARZ 25	5	64	11	75	4	LA 32	Touchdown
4	2:10	0:13	1:57	Kickoff	ARZ 25	8	24	15	39	2	LA 36	Missed FG
5	15:00	11:52	3:08	Kickoff	ARZ 25	7	30	0	30	2	LA 45	Punt
6	5:37	4:01	1:36	Kickoff	ARZ 25	3	1	0	1	0	ARZ 26	Punt
7	0:22	11:34	3:48	Punt	ARZ 17	9	36	-5	31	2	ARZ 48	Punt
8	9:19	8:11	1:08	Kickoff	ARZ 25	3	-3	0	-3	0	ARZ 22	Punt
9	5:22	2:51	2:31	Punt	ARZ 7	9	68	15	83	4	* LA 10	Downs

(233) Average ARZ 26

* inside opponent's 20

Time of Possession by Quarter

	1st	2nd	3rd	4th	OT	Total
Visitor Los Angeles Rams	8:28	10:47	9:54	7:55		37:04
Home Arizona Cardinals	6:32	4:13	5:06	7:05		22:56

Kickoff Drive No.-Start Average

Rams: 3 - LA 25 Cardinals: 6 - ARZ 25

RAMS-49ERS BALL POSSESSION AND DRIVE CHART



San Francisco 49ers

#	Time Recd	Time Lost	Time Poss	How Ball Obtained	Drive Began	# Play	Yds Gain	Yds Pen	Net Yds	1st Down	Last Scrm	How Given Up
1	15:00	13:05	1:55	Kickoff	SF 27	4	24	0	24	1	LA 49	Fumble
2	11:57	11:01	0:56	Kickoff	SF 25	3	0	0	0	0	SF 25	Interception
3	10:42	6:18	4:24	Kickoff	SF 25	9	54	5	59	4	* LA 16	Interception
4	4:40	2:11	2:29	Punt	SF 30	5	58	0	58	1	* LA 12	Field Goal
5	13:39	12:37	1:02	Punt	SF 6	3	6	0	6	0	SF 12	Interception
6	12:37	11:10	1:27	Kickoff	SF 25	3	9	0	9	0	SF 34	Punt
7	6:00	2:07	3:53	Kickoff	SF 25	8	55	20	75	5	* LA 9	Touchdown
8	12:19	8:23	3:56	Kickoff	SF 25	8	60	15	75	5	* LA 1	Touchdown
9	2:58	0:25	2:33	Kickoff	SF 25	4	3	-15	-12	0	SF 13	Punt
10	11:44	6:54	4:50	Kickoff	SF 25	9	75	0	75	5	* LA 2	Touchdown
11	2:37	2:20	0:17	Downs	LA 49	2	49	0	49	1	LA 43	Touchdown
12	0:28	0:00	0:28	Punt	SF 17	1	-2	0	-2	0	SF 17	End of Game

(306) Average SF 26

Los Angeles Rams

#	Time Recd	Time Lost	Time Poss	How Ball Obtained	Drive Began	# Play	Yds Gain	Yds Pen	Net Yds	1st Down	Last Scrm	How Given Up
1	13:05	11:57	1:08	Fumble	SF 7	3	7	0	7	1	* SF 3	Touchdown
2	11:01	10:42	0:19	Interception	SF 13	2	12	1	13	3	* SF 1	Touchdown
3	6:18	4:40	1:38	Interception	LA 20	3	2	5	7	0	LA 27	Punt
4	2:11	13:39	3:32	Kickoff	LA 25	8	31	-7	24	3	LA 49	Punt
5	11:10	6:00	5:10	Punt	LA 14	11	86	0	86	5	* SF 18	Touchdown
6	2:07	0:00	2:07	Kickoff	LA 25	13	65	0	65	4	* SF 10	Field Goal
7	15:00	12:19	2:41	Kickoff	LA 25	5	75	0	75	3	SF 29	Touchdown
8	8:23	2:58	5:25	Kickoff	LA 25	9	60	15	75	6	* SF 2	Touchdown
9	0:25	11:44	3:41	Punt	LA 48	7	19	0	19	1	SF 33	Field Goal
10	6:54	2:37	4:17	Kickoff	LA 25	9	24	0	24	2	SF 47	Downs
11	2:20	0:28	1:52	Kickoff	SF 45	3	-9	0	-9	0	LA 46	Punt

(442) Average LA 40

* inside opponent's 20

Time of Possession by Quarter		1st	2nd	3rd	4th	OT	Total
Visitor	San Francisco 49ers	9:44	6:22	6:29	5:35		28:10
Home	Los Angeles Rams	5:16	8:38	8:31	9:25		31:50
Kickoff Drive No.-Start Average		49ers: 8 - SF 25			Rams: 5 - LA 25		

LOS ANGELES RAMS ALL-TIME RECORDS



LOS ANGELES RAMS TOP-10 LISTS



TOP-10 SCORING LIST

No.	Player	Years	TD	Ru	Rec	Ret	PAT	FG	2-pt	Safety	Points
1.	Wilkins, Jeff	1997-2007	0	0	0	0	428	265	0	0	1,223
2.	Lansford, Mike	1982-90	0	0	0	0	315	158	0	0	789
3.	Zuerlein, Greg	2012-present	0	0	0	0	222	177	0	0	753
4.	Waterfield, Bob	1945-52	13	13	0	0	315	60	0	0	573
5.	Gossett, Bruce	1964-69	0	0	0	0	211	120	0	0	571
6.	Faulk, Marshall	1999-2005	85	58	27	0	0	0	7	0	524
7.	Bruce, Isaac	1994-2007	84	0	84	0	0	0	3	0	510
8.	Ray, David	1969-74	0	0	0	0	167	110	0	0	497
9.	Holt, Torry	1999-2008	74	0	74	0	0	0	1	0	446
10.	Brown, Josh	2008-2011	0	0	0	0	79	104	0	0	391

TOP-10 RUSHING LIST

No.	Player	Years	Attempts	Yards	Average	Long	TDs
1.	Jackson, Steven	2004-2012	2,395	10,138	4.2	59t	56
2.	Dickerson, Eric	1983-87	1,525	7,245	4.8	85t	56
3.	Faulk, Marshall	1999-2005	1,447	6,959	4.8	71t	58
4.	McCutcheon, Lawrence	1972-79	1,435	6,186	4.3	48	23
5.	Bass, Dick	1960-69	1,218	5,417	4.4	73t	34
6.	Gurley II, Todd	2015-Present	1,042	4,547	4.4	71t	46
7.	Towler, Dan	1950-55	672	3,493	5.2	79t	44
8.	Josephson, Les	1964-67, 69-74	797	3,407	4.3	75	17
9.	Younger, Paul	1949-57	682	3,296	4.8	75t	17
10.	Tyler, Wendell	1977-82	720	3,266	4.5	69t	33

TOP-10 RECEIVING LIST SORTED BY RECEPTIONS

No.	Player	Years	Receptions	Yards	Average	Long	TDs
1.	Bruce, Isaac	1994-2007	942	14,109	15.0	80t	84
2.	Holt, Torry	1999-2008	869	12,660	14.6	85t	74
3.	Ellard, Henry	1983-93	593	9,761	16.5	81t	48
4.	Faulk, Marshall	1999-2005	470	4,071	8.7	72t	27
5.	Jackson, Steven	2004-2012	407	3,324	8.2	64t	8
6.	Fears, Tom	1948-56	400	5,397	13.5	80t	38
7.	Hirsch, Elroy	1949-57	343	6,299	18.4	91t	53
8.	Snow, Jack	1965-75	340	6,012	17.7	84t	45
9.	Phillips, Jim	1958-65	333	4,953	14.9	93t	27
10.	Benton, Jim	1938-40, 42, 44-47	275	4,566	16.6	84t	42

TOP-10 RECEIVING LIST SORTED BY YARDS

No.	Player	Years	Receptions	Yards	Average	Long	TDs
1.	Bruce, Isaac	1994-2007	942	14,109	15.0	80t	83
2.	Holt, Torry	1999-2008	869	12,660	14.6	85t	74
3.	Ellard, Henry	1983-93	593	9,761	16.5	81t	48
4.	Hirsch, Elroy	1949-57	343	6,299	18.4	91t	53
5.	Snow, Jack	1965-75	340	6,012	17.7	84t	45
6.	Fears, Tom	1948-56	400	5,397	13.5	80t	38
7.	Anderson, Willie	1988-94	259	5,246	20.3	78t	26
8.	Phillips, Jim	1958-65	333	4,953	14.9	93t	27
9.	Benton, Jim	1938-40, 42, 44-47	275	4,566	16.6	84t	42
10.	Faulk, Marshall	1999-2005	470	4,071	8.7	72t	27

LOS ANGELES RAMS TOP-10 LISTS



TOP-10 YARDS FROM SCRIMMAGE SORTED BY YARDS

No.	Player	Years	Total			Rushing			Receiving		
			Touch	Yards	Avg.	Att.	Yards	Avg.	Rec.	Yards	Avg.
1.	Bruce, Isaac	1994-2007	965	14,259	14.8	23	150	6.5	942	14,109	15.0
2.	Jackson, Steven	2004-2012	2,802	13,462	4.8	2,395	10,138	4.2	407	3,324	8.2
3.	Holt, Torry	1999-2008	880	12,717	14.5	11	57	5.2	869	12,660	14.6
4.	Faulk, Marshall	1999-2005	1,917	11,030	5.8	1,447	6,959	4.8	470	4,071	8.7
5.	Ellard, Henry	1983-93	611	9,816	16.1	18	55	3.1	593	9,761	16.5
6.	Dickerson, Eric	1983-87	1,648	8,157	4.9	1,525	7,245	4.8	123	912	7.4
7.	McCutcheon, L.	1972-79	1,619	7,869	4.9	1,435	6,186	4.3	184	1,683	9.1
8.	Bass, Dick	1960-69	1,422	7,258	5.1	1,218	5,417	4.4	204	1,841	9.0
9.	Hirsch, Elroy	1949-57	417	6,616	15.9	74	317	4.3	343	6,299	18.4
10.	Gurley II, Todd	2015-Present	1,229	6,430	5.2	1,042	4,547	4.4	187	1,883	10.1

TOP-10 YARDS FROM SCRIMMAGE SORTED BY YARDS

No.	Player	Years	Total			Rushing			Receiving			Punt Returns		Kickoff Returns			
			Touch	Yards	Avg.	Att.	Yards	Avg.	Rec.	Yards	Avg.	PR	Yards	Avg.	KR	Yards	Avg.
1.	Bruce, Isaac	1994-2007	966	14,311	14.8	23	150	6.5	942	14,109	15.0	1	52	52.0	0	0	0.0
2.	Jackson, Steven	2004-2012	2,806	13,538	4.8	2,395	10,135	4.2	407	3,324	8.2	0	0	0.0	4	79	19.8
3.	Holt, Torry	1999-2008	883	12,732	14.4	11	57	5.2	869	12,660	14.6	3	15	5.0	0	0	0.0
4.	Ellard, Henry	1983-93	765	11,707	15.3	18	55	3.1	593	9,761	16.5	135	1,527	11.3	19	364	19.2
5.	Faulk, Marshall	1999-2005	1,919	11,048	5.8	1,447	6,959	4.8	470	4,071	8.7	0	0	0.0	2	18	9.0
6.	Bass, Dick	1960-69	1,500	8,936	6.0	1,218	5,417	4.4	204	1,841	9.0	24	263	11.0	54	1,415	26.2
7.	Dickerson, Eric	1983-87	1,648	8,157	4.9	1,525	7,245	4.8	123	912	7.4	0	0	0.0	0	0	0.0
8.	Arnett, Jon	1957-63	1,042	8,076	7.8	688	2,892	4.2	175	1,911	10.9	75	683	9.1	104	2,590	24.9
9.	McCutcheon, L.	1972-79	1,620	7,875	4.9	1,435	6,186	4.3	184	1,683	9.1	0	0	0.0	1	6	6.0
10.	Bryant, Cullen	1973-81, 87	1,080	6,734	6.2	802	3,119	3.9	142	1,148	8.1	71	707	10.0	65	1,760	27.1

TOP-10 INTERCEPTIONS

No.	Player	Years	Ints.	Yards	Average	Long	TDs
1.	Meador, Ed	1959-70	46	547	11.9	38t	5
2.	Cromwell, Nolan	1977-87	37	671	18.1	94	4
3.	Irvin, LeRoy	1980-89	34	654	19.2	81t	5
4.	Lyght, Todd	1991-2000	31	359	11.6	57t	4
5.	Sherman, Will	1954-60	28	515	18.4	95t	3
	Williams, Clarence	1965-72	28	428	15.3	65t	2
	Perry, Rod	1975-82	28	386	13.8	83t	4
	Lyle, Keith	1994-2000	28	336	12.0	68	0
9.	Elmendorf, Dave	1971-79	27	421	15.6	57t	2
10.	Thomas, Pat	1976-82	26	292	11.2	64	1

TOP-10 SACKS (1982-PRESENT)

No.	Player	Years	Sacks	Yards
1.	Little, Leonard	1998-2009	87.5	529
2.	Greene, Kevin	1985-92	72.5	76
3t.	Quinn, Robert	2011-Present	62.5	437.5
3t.	Carter, Kevin	1995-2000	62.5	397.5
5.	Donald, Aaron	2014-Present	59.5	460
6.	Long, Chris	2008-15	54.5	354
7.	Jeter, Gary	1983-88	45.0	N/A
8.	Wistrom, Grant	1998-03	41.5	243
9.	Wilcher, Mike	1983-90	38.5	N/A
10.	Farr, D'Marco	1994-2000	36.5	222.5

LOS ANGELES RAMS TOP-10 LISTS



TOP-10 PASSING

No.	Player	Years	Att.	Comp.	Yards	Comp.%	Yards/Att.	TD	TD%	INT	INT%	Lg.	Rtg.
1	Everett, Jim	1986-93	3,277	1,847	23,758	56.4%	7.25	142	4.33%	123	3.75%	81t	78.1
2	Bulger, Marc	2001-2009	3,145	1,981	22,814	63.0%	7.25	122	3.88%	93	2.96%	80t	85.3
3	Gabriel, Roman	1962-72	3,313	1,705	22,223	51.5%	6.71	154	4.65%	112	3.38%	93t	74.3
4	Van Brocklin, N.	1949-57	1,897	1,011	16,114	53.3%	8.49	118	6.22%	127	6.69%	84	74.7
5	Warner, Kurt	1998-2003	1,688	1,121	14,447	66.4%	8.56	102	6.04%	65	3.85%	85t	97.2
6	Waterfield, Bob	1945-52	1,618	814	11,849	50.3%	7.32	99	6.12%	128	7.91%	91	62.1
7	Bradford, Sam	2010-2014	1,760	1,032	11,065	58.6%	6.29	59	3.35%	38	2.16%	80t	79.3
8	Goff, Jared	2016-Present	1,243	772	9,581	62.1%	7.71	65	5.23%	26	2.09%	94t	94.7
9	Ferragamo, Vince	1977-84	1,288	730	9,376	56.7%	7.28	70	5.43%	71	5.51%	85t	74.8
10	Haden, Pat	1976-81	1,363	731	9,296	53.6%	6.82	52	3.82%	60	4.40%	68t	69.6

ALL-TIME RECORDS



Bold denotes player active with Rams

Italics denotes rookie

CAREER RUSHING

	Years	Att.	Yards	Avg.	Long	TD
1. Jackson, Steven	2004-12	2,395	10,135	4.2	59t	56
2. Dickerson, Eric	1983-87	1,525	7,245	4.8	85t	56
3. Faulk, Marshall	1999-2006	1,447	6,959	4.8	71t	58
4. McCutcheon, Lawrence	1973-79	1,435	6,186	4.3	48	23
5. Bass, Dick	1960-69	1,218	5,417	4.5	73t	34
6. Gurley II, Todd	2015-present	1,042	4,547	4.4	71t	46
7. Towler, Dan	1950-55	672	3,493	5.2	79t	44
8. Josephson, Les	1964-67, 69-74	797	3,407	4.3	75	17
9. Younger, Paul (Tank)	1949-57	682	3,296	4.8	75t	17
10. Tyler, Wendell	1977-82	720	3,266	4.5	69t	33

SEASON RUSHING

	Year	Att.	Yards	Avg.	Long	TD
1. Dickerson, Eric	1984	379	2,105	5.6	66	14
2. Dickerson, Eric	1986	404	1,821	4.5	42t	11
3. Dickerson, Eric	1983	390	1,808	4.6	85t	18
4. Jackson, Steven	2006	346	1,528	4.4	59t	13
5. Bettis, Jerome	1993	294	1,429	4.9	71t	7
6. Jackson, Steven	2009	324	1,416	4.4	58	4
7. Faulk, Marshall	2001	260	1,382	5.3	71t	12
8. Faulk, Marshall	1999	253	1,381	5.5	58	7
9. White, Charles	1987	324	1,374	4.2	58	11
10. Faulk, Marshall	2000	253	1,359	5.4	36	18

CAREER PASSING (based on yards)

	Years	Att.	Comp.	Yards	Pct.	TD	Int.
1. Everett, Jim	1986-93	3,277	1,847	23,758	.564	142	123
2. Bulger, Marc	2001-09	3,171	1,969	22,814	.621	122	93
3. Gabriel, Roman	1962-72	3,313	1,705	22,223	.515	154	112
4. Van Brocklin, Norm	1949-57	1,897	1,011	16,114	.533	118	127
5. Warner, Kurt	1998-03	1,688	1,121	14,447	.664	102	65
6. Waterfield, Bob	1945-52	1,618	814	11,893	.503	99	128
7. Bradford, Sam	2010-13	1,760	1,032	11,065	.586	59	38
8. Goff, Jared	2016-present	1,243	772	9,581	.621	65	26
9. Ferragamo, Vince	1977-84	1,288	730	9,376	.567	70	71
10. Haden, Pat	1976-81	1,363	731	9,296	.536	52	60

CAREER PASSING (based on rating, min. 1,500 attempts)

	Years	Att.	Comp.	Yards	Pct.	TD	Int.	Rating
1. Warner, Kurt	1998-03	1,688	1,121	14,447	.664	102	65	97.2
2. Bulger, Marc	2001-09	3,171	1,969	22,814	.621	122	93	84.4
3. Everett, Jim	1986-93	3,277	1,847	23,758	.564	142	123	78.1
4. Bradford, Sam	2010-13	1,760	1,032	11,065	.586	59	38	79.3
5. Van Brocklin, Norm	1949-57	1,897	1,011	16,114	.533	118	127	74.7

SEASON PASSING (based on yards)

	Year	Att.	Comp.	Yards	Pct.	TD	Int.
1. Warner, Kurt	2001	546	375	4,830	68.7	36	22
2. Goff, Jared	2018	561	364	4,688	64.9	32	12
3. Warner, Kurt	1999	499	325	4,353	65.1	41	13
4. Everett, Jim	1989	518	304	4,310	58.7	29	17
5. Bulger, Marc	2006	588	370	4,301	63.0	24	8
6. Everett, Jim	1990	554	307	3,989	55.4	23	17
7t. Everett, Jim	1988	517	308	3,964	59.6	31	18
7t. Bulger, Marc	2004	485	321	3,964	66.2	21	14
9. Bulger, Marc	2003	532	336	3,845	63.2	22	22
10. Goff, Jared	2017	477	296	3,804	62.1	28	7

CAREER RECEPTIONS

	Years	No.	Yards	Avg.	Long	TD
1. Bruce, Isaac	1994-2007	942	14,109	15.0	80t	84
2. Holt, Torry	1999-2008	869	12,660	14.6	85t	74
3. Ellard, Henry	1983-93	593	9,761	16.5	81t	48
4. Faulk, Marshall (RB)	1999-2006	470	4,071	8.7	72t	27
5. Jackson, Steven (RB)	2004-12	407	3,324	8.2	64t	8
6. Fears, Tom	1948-56	400	5,397	13.4	80t	38
7. Hirsch, Elroy	1949-57	343	6,299	18.4	91t	53
8. Snow, Jack	1965-75	340	6,012	17.7	84t	45
9. Phillips, Jim	1958-64	333	4,953	14.9	93t	27
10. Benton, Jim	1938-40, 42, 44-47	275	4,566	16.6	84t	42

SEASON RECEPTIONS

	Year	No.	Yards	Avg.	Long	TD
1. Bruce, Isaac	1995	119	1,781	15.0	72	13
2. Holt, Torry	2003	117	1,696	14.5	48	12
3. Holt, Torry	2005	102	1,331	13.0	44	9
4. Holt, Torry	2004	94	1,372	14.6	75t	10
5t. Holt, Torry	2007	93	1,189	12.8	40	7
5t. Holt, Torry	2006	93	1,188	12.8	67t	10
7. Holt, Torry	2002	91	1,302	14.3	58	4
8. Jackson, Steven	2006	90	806	9.0	64t	3
9. Bruce, Isaac	2004	89	1,292	14.5	56	6
10t. Bruce, Isaac	2000	87	1,471	16.9	78t	9
10t. Faulk, Marshall (RB)	1999	87	1,048	12.0	57t	5

CAREER RECEIVING YARDS

	Years	No.	Yards	Avg.	Long	TD
1. Bruce, Isaac	1994-2007	942	14,109	15.0	80t	84
2. Holt, Torry	1999-2008	869	12,660	14.6	85t	74
3. Ellard, Henry	1983-93	593	9,761	16.6	81t	48
4. Hirsch, Elroy	1949-57	343	6,299	18.4	91t	53
5. Snow, Jack	1965-75	340	6,012	17.7	84t	45
6. Fears, Tom	1948-56	400	5,397	13.4	80t	38
7. Anderson, Willie	1988-94	259	5,246	20.3	78t	26
8. Phillips, Jim	1958-64	333	4,953	14.9	93t	27
9. Benton, Jim	1938-40, 42, 44-47	275	4,566	16.6	84t	42
10. Faulk, Marshall	1999-2006	470	4,071	8.7	72t	27

SEASON RECEIVING YARDS

	Years	No.	Yards	Avg.	Long	TD
1. Bruce, Isaac	1995	119	1,781	15.0	72	13
2. Holt, Torry	2003	117	1,696	14.5	48	12
3. Holt, Torry	2000	82	1,635	19.9	85t	6
4. Hirsch, Elroy	1951	66	1,495	22.7	91	17
5. Bruce, Isaac	2000	87	1,471	16.9	78t	9
6. Ellard, Henry	1988	86	1,414	16.4	68	10
7. Ellard, Henry	1989	70	1,382	19.7	53	8
8. Holt, Torry	2004	94	1,372	14.6	75t	10
9. Holt, Torry	2001	81	1,363	16.8	51	7
10. Bruce, Isaac	1996	84	1,338	15.9	70	7

CAREER YARDS FROM SCRIMMAGE

	Years	TOTAL		RUSHING		RECEIVING	
		Touches	Yards	Rush	Yards	Rec.	Yards
1. Bruce, Isaac	1994-2007	965	14,259	23	150	942	14,109
2. Jackson, Steven	2004-12	2,802	13,459	2,395	10,135	407	3,324
3. Holt, Torry	1999-2008	880	12,717	11	57	869	12,660
4. Faulk, Marshall	1999-2006	1,917	11,030	1,447	6,959	470	4,071
5. Ellard, Henry	1983-93	611	9,816	18	55	593	9,761
6. Dickerson, Eric	1983-87	1,648	8,157	1,525	7,245	123	912
7. McCutcheon, Lawrence	1972-79	1,619	7,869	1,435	6,186	184	1,683
8. Bass, Dick	1960-69	1,432	7,262	1,218	5,417	214	1,845
9. Hirsch, Elroy	1949-57	417	6,616	74	317	343	6,299
10. Gurley II, Todd	2015-present	1,229	6,430	1,042	4,547	187	1,883

CAREER KICKOFF RETURN AVERAGE (minimum 75 returns)

	Years	No.	Yards	Avg.	Long	TD
1. Cunningham, Benny.....	2013-16	95	2,575	27.1	102	0
2. Horne, Tony.....	1998-00	143	3,577	25.0	103t	4
3. Arnett, Jon.....	1957-63	104	2,590	24.9	71t	2
4. Lewis, Woodley.....	1950-55	108	2,575	23.8	88t	1
5. Amendola, Danny.....	2009-12	118	2,776	23.5	84	0
6. Brown, Ron.....	1984-89, 91	169	3,918	23.2	98t	4

SEASON KICKOFF RETURN AVERAGE (minimum one per game)

	Year	No.	Yards	Avg.	Long	TD
1. Smith, Verda (Vitamin T.).....	1950	22	742	33.7	97	3
2. Brown, Ron.....	1985	28	918	32.8	98t	3
3. Wilson, Tom.....	1956	15	477	31.8	103t	1
4. Bass, Dick.....	1961	23	698	30.3	64	0
5t. Williams, Travis.....	1971	25	743	29.7	105t	1
5t. Horne, Tony.....	1999	30	892	29.7	101t	2

CAREER PUNT RETURN AVERAGE (minimum 75 returns)

	Years	No.	Yards	Avg.	Long	TD
1. Hakim, Az-Zahir.....	1998-01	112	1,278	11.4	86t	2
2. Ellard, Henry.....	1983-93	135	1,527	11.3	83t	4
3. Smith, Verda (Vitamin T.).....	1949-53	75	814	10.9	85t	1
4. Kennison, Eddie.....	1996-98	103	1,085	10.5	78t	3
5. Irvin, LeRoy.....	1980-89	146	1,451	9.9	84t	4

SEASON PUNT RETURN AVERAGE (minimum one per game)

	Year	No.	Yards	Avg.	Long	TD
1. Lewis, Woodley.....	1952	19	351	18.5	83t	2
2. Smith, Verda (Vitamin T.).....	1949	27	427	15.8	85t	1
3. Horvath, Les.....	1948	13	203	15.6	27	0
4. Hakim, Az-Zahir.....	2000	32	489	15.3	86t	1
5. Hall, Dante.....	2007	19	286	15.1	85t	1

CAREER ALL-PURPOSE YARDS

	Years	Touches	Yards	Rush	Yards	Rec.	Yards	PR	Yards	KR	Yards
1. Bruce, Isaac.....	1994-2007	965	14,311	23	150	942	14,109	0	52	0	0
2. Jackson, Steven.....	2004-12	2,806	13,538	2,395	10,135	407	3,324	0	0	4	79
3. Holt, Torry.....	1999-2008	883	12,732	11	57	869	12,660	3	15	0	0
4. Ellard, Henry.....	1983-93	765	11,707	18	55	593	9,761	135	1,527	19	364
5. Faulk, Marshall.....	1999-2006	1,919	11,048	1,447	6,959	470	4,071	0	0	2	18
6. Bass, Dick.....	1960-69	1,510	8,936	1,218	5,417	214	1,845	24	263	54	1,415
7. Dickerson, Eric.....	1983-87	1,648	8,157	1,525	7,245	123	912	0	0	0	0
8. Arnett, Jon.....	1957-63	1,042	8,036	688	2,852	175	1,911	75	683	104	2,590
9. McCutcheon, L.....	1972-79	1,620	7,875	1,435	6,186	184	1,683	0	0	1	6
10. Bryant, Cullen.....	1973-81, 1987	1,080	6,735	802	3,119	142	1,149	71	707	65	1,760

CAREER SCORING

	Years	TD	PAT	FG	2-Pt.	Tot. Pts.
1. Wilkins, Jeff.....	1997-2007	0	428	265	0	1,223
2. Lansford, Mike.....	1982-90	0	315	158	0	789
3. Zuerlein, Greg.....	2012-present	0	222	177	0	753
4. Waterfield, Bob.....	1945-52	13	315	60	0	573
5. Gossett, Bruce.....	1964-69	0	211	120	0	571

SEASON SCORING

	Year	TD	PAT	FG	2-Pt.	Tot. Pts.
1. Wilkins, Jeff.....	2003	0	46	39	0	163
2. Faulk, Marshall (RB).....	2000	26	0	0	2	160
3. Zuerlein, Greg.....	2017	0	44	38	0	158
4. Gurley II, Todd (RB).....	2018	21	0	0	3	132
5. Wilkins, Jeff.....	2006	0	35	32	0	131

CAREER INTERCEPTIONS

	Years	No.	Yards	Avg.	Long	TD
1. Meador, Ed	1959-70	46	547	11.9	38t	5
2. Cromwell, Nolan	1977-87	37	671	18.1	94	4
3. Irvin, LeRoy	1980-89	34	654	19.2	81t	5
4. Lyght, Todd	1991-00	31	359	11.6	57t	4
5t. Lyle, Keith.....	1994-00	28	336	12.0	68	0
5t. Perry, Rod	1975-82	28	386	13.8	83t	4
5t. Williams, Clarence.....	1965-72	28	428	15.3	65t	2
5t. Sherman, Will	1954-60	28	515	18.4	95t	3
9. Elmendorf, Dave.....	1971-79	27	421	15.6	57t	2
10. Thomas, Pat.....	1976-82	26	292	11.2	64	1

SEASON INTERCEPTIONS

	Year	No.	Yards	Avg.	Long	TD
1. Lane, Dick (<i>Night Train</i>)	1952	*14	298	21.3	80t	2
2. Lewis, Woodley	1950	12	275	22.9	36	0
3. Sherman, Will	1955	11	101	9.2	36	0
4. Jackson, Monte	1976	10	173	17.3	46t	3
5t. McNeil, Ryan.....	1997	9	127	14.1	75t	1
5t. Lyle, Keith.....	1996	9	152	16.9	68	0
5t. Burroughs, Don	1955	9	103	11.4	34	0
5t. Sims, George	1949	9	78	8.7	27	1

*NFL Record

MOST CAREER PUNTS

	Years	No.	Yards	Avg.	TB	In 20	Long	Blocked
1. Hekker, Johnny.....	2012-present	542	25,472	47.0	26	217	78	1
2. Jones, Donnie	2007-2011	449	20,924	46.6	39	133	80	1
3. Hatcher, Dale	1985-89, 1991	432	17,302	40.1	28	121	67	2
4. Landeta, Sean.....	'93-96, 2003-04	380	16,747	44.2	42	90	70	0
5. Van Brocklin, Norm	1951-1957	343	14,783	43.1	—	—	71	1
6t. Studstill, Pat	1968-1971	298	11,980	40.2	25	—	60	0
6t. Villanueva, Danny	1961-1964	296	13,099	44.3	13	—	68	1

SEASON PUNTING AVERAGE

	Year	No.	Yards	Avg.	TB	In 20	Long	Blocked
1. Jones, Donnie	2008	82	4,100	50.0	7	20	68	0
2t. Hekker, Johnny	2015	96	4,601	47.9	6	41	68	0
2t. Hekker, Johnny	2017	65	3,113	47.9	4	30	70	0
4. Hekker, Johnny.....	2016	98	4,680	47.8	1	51	78	0
5. Jones, Donnie	2007	78	3,684	47.2	9	18	80	0
6. Jones, Donnie	2009	90	4,212	46.8	10	34	63	0
7. Hekker, Johnny.....	2014	80	3,721	46.5	5	33	61	1
8t. Hekker, Johnny	2013	78	3,609	46.3	4	19	64	0
8t. Hekker, Johnny	2018	43	1,992	46.3	2	21	68	0
9. Hekker, Johnny.....	2012	82	3,756	45.8	4	22	68	0

RAMS YEAR-BY-YEAR LEADERS



PASSING

Year	Player	Att.	Comp.	Yards	Pct.	TD	Int.	Long	Sack/Yds	Rating
1937	Snyder, Bob	66	25	378	37.9	1	14	-	-	23.0
1938	Snyder, Bob	87	36	631	41.4	0	9	-	-	27.2
1939	Hall, Parker	208	106	1,227	51.0	9	13	-	-	57.5
1940	Hall, Parker	183	77	1,108	42.1	1	16	-	-	27.8
1941	Hall, Parker	190	84	863	44.2	7	19	39	-	30.5
1942	Hall, Parker	140	62	815	44.3	7	19	59	-	40.3
1943	Suspended Play/W.W. II	-	-	-	-	-	-	-	-	-
1944	Reisz, Albie	113	49	777	43.4	8	10	70	-	53.6
1945	Waterfield, Bob	171	88	1,609	51.4	14	16	84	-	72.5
1946	Waterfield, Bob	256	128	1,772	50.0	17	18	57	-	65.9
1947	Waterfield, Bob	221	96	1,210	43.4	8	18	45	-	39.2
1948	Hardy, Jim	211	112	1,390	50.7	14	7	69t	-	82.1
1949	Waterfield, Bob	296	154	2,168	52.0	17	24	71t	-	61.3
1950	Van Brocklin, Norm	233	127	2,061	54.5	18	14	58	-	85.1
1951	Waterfield, Bob	176	88	1,566	50.0	13	10	91t	-	81.8
1952	Van Brocklin, Norm	205	113	1,736	55.1	14	17	84t	-	71.5
1953	Van Brocklin, Norm	286	156	2,393	54.5	19	14	70t	-	84.1
1954	Van Brocklin, Norm	260	139	2,637	53.5	13	21	80t	-	71.9
1955	Van Brocklin, Norm	272	144	1,890	52.9	8	15	74t	-	62.0
1956	Wade, Bill	178	91	1,461	51.1	10	13	76t	-	67.2
1957	Van Brocklin, Norm	265	132	2,105	49.8	20	21	81t	-	68.8
1958	Wade, Bill	341	181	2,875	53.1	18	22	93t	-	72.2
1959	Wade, Bill	261	153	2,001	58.6	12	17	72t	-	71.1
1960	Wade, Bill	182	106	1,294	58.2	12	11	63	-	77.0
1961	Bratkowski, Zeke	230	124	1,547	53.9	8	13	84t	-	63.1
1962	Bratkowski, Zeke	219	110	1,541	50.2	9	16	80t	-	56.5
1963	Gabriel, Roman	281	130	1,947	46.3	8	11	77t	44/337	62.7
1964	Munson, Bill	223	108	1,533	48.4	9	15	95t	23/183	56.5
1965	Gabriel, Roman	173	83	1,321	48.0	11	5	60t	14/97	83.0
1966	Gabriel, Roman	397	217	2,540	54.7	10	16	84t	48/319	65.9
1967	Gabriel, Roman	371	196	2,779	52.8	25	13	80t	24/201	85.7
1968	Gabriel, Roman	366	184	2,364	50.3	19	16	60t	27/296	70.0
1969	Gabriel, Roman	399	217	2,549	54.4	24	7	93t	14/182	86.8
1970	Gabriel, Roman	407	211	2,552	52.0	16	12	71	20/134	72.2
1971	Gabriel, Roman	352	180	2,238	51.1	17	10	68	25/200	75.5
1972	Gabriel, Roman	323	165	2,027	51.1	12	15	57	12/102	63.8
1973	Hadl, John	258	135	2,008	52.3	22	11	69	17/126	88.8
1974	Harris, James	198	106	1,544	53.5	11	6	50	12/101	85.3
1975	Harris, James	285	157	2,148	55.1	14	15	54	21/180	73.8
1976	Harris, James	158	91	1,460	57.6	8	6	80	14/151	89.8
1977	Haden, Pat	216	122	1,551	56.5	11	6	58	17/151	84.4
1978	Haden, Pat	444	229	2,995	51.6	13	19	68t	32/216	65.0
1979	Haden, Pat	290	163	1,854	56.2	11	14	50	21/178	68.2
1980	Ferragamo, Vince	404	240	3,199	59.4	30	19	74t	23/191	89.7
1981	Haden, Pat	267	138	1,815	51.7	9	13	64	28/227	64.4
1982	Ferragamo, Vince	209	118	1,609	56.5	9	9	85t	7/65	77.7
1983	Ferragamo, Vince	464	274	3,276	59.1	22	23	61t	21/178	75.5
1984	Kemp, Jeff	284	143	2,021	50.4	13	7	63t	24/190	78.7
1985	Brock, Dieter	365	218	2,658	59.7	16	13	64t	51/351	81.8
1986	Everett, Jim	147	73	1,018	49.7	8	8	60t	8/50	67.8
1987	Everett, Jim	302	162	2,064	53.6	10	13	81t	17/139	68.4
1988	Everett, Jim	517	308	3,964	59.6	31	18	69t	28/197	89.2
1989	Everett, Jim	518	304	4,310	58.7	29	17	78t	29/214	90.6
1990	Everett, Jim	554	307	3,989	55.4	23	17	55t	30/198	79.3
1991	Everett, Jim	490	277	3,438	56.5	11	20	78	30/200	68.9
1992	Everett, Jim	475	281	3,323	59.2	22	18	67t	26/204	80.1
1993	Everett, Jim	274	135	1,652	49.3	8	12	60t	18/125	59.7
1994	Miller, Chris	317	173	2,104	54.6	16	14	54	28/193	73.6
1995	Miller, Chris	405	232	2,623	57.3	18	15	72	31/244	76.2
1996	Banks, Tony	368	192	2,544	52.2	15	15	77t	48/306	71.0
1997	Banks, Tony	487	252	3,254	51.7	14	13	76	43/317	71.5
1998	Banks, Tony	408	241	2,535	59.1	7	14	80t	41/237	68.6
1999	Warner, Kurt	499	325	4,353	65.1	41	13	75t	29/201	109.2
2000	Green, Trent	240	145	2,063	60.4	16	5	64	24/145	101.8
2001	Warner, Kurt	546	375	4,830	68.7	36	22	65t	38/233	101.4
2002	Bulger, Marc	214	138	1,826	64.5	14	6	58	12/102	101.5
2003	Bulger, Marc	532	336	3,845	63.2	22	22	48	37/288	81.4
2004	Bulger, Marc	485	321	3,964	66.2	21	14	56	41/302	93.7
2005	Bulger, Marc	287	192	2,297	66.9	14	9	57t	26/192	94.4
2006	Bulger, Marc	588	370	4,301	63.0	24	8	67t	49/366	92.9
2007	Bulger, Marc	378	221	2,392	58.5	11	15	40	37/269	70.3

Year	Player	Att.	Comp.	Yards	Pct.	TD	Int.	Long	Sack/Yds	Rating
2008	Bulger, Marc	440	251	2,720	57.0	11	13	80t	38/263	71.4
2009	Bulger, Marc	247	140	1,469	56.7	5	6	50	14/85	70.7
2010	Bradford, Sam	590	354	3,512	60.0	18	15	49	34/244	76.5
2011	Bradford, Sam	357	191	2,614	53.5	6	6	68	36/248	70.5
2012	Bradford, Sam	328	551	3,702	59.5	21	13	80t	35/233	82.5
2013	Bradford, Sam	159	262	1,678	60.7	14	4	73	15/97	90.9
2014	Davis, Austin	180	284	2,001	63.4	12	9	59t	29/179	85.1
2015	Foles, Nick	190	337	2,052	56.4	7	10	68	14/98	69.0
2016	Keenum, Case	322	196	2,201	60.9	9	11	65t	23/140	76.4
2017	Goff, Jared	477	296	3,804	62.1	28	7	94t	25/172	100.5
2018	Goff, Jared	561	364	4,688	64.9	32	12	70t	33/223	101.1

RUSHING

Year	Player	Att.	Yards	Avg.	Long	TD
1937	Drake, Johnny (Zero)	98	333	3.4	-	3
1938	Davis, Corbett	71	202	2.8	-	3
1939	Hall, Parker	120	458	3.8	-	2
1940	Drake, Johnny (Zero)	130	480	3.6	-	9
1941	Drake, Johnny (Zero)	101	246	2.4	15	2
1942	Magnani, Dante	59	344	5.8	71	2
1943	Suspended Play/W.W. II	-	-	-	-	-
1944	West, Pat	66	220	3.3	31	0
1945	Gehrke, Fred	74	467	6.3	72	7
1946	Gehrke, Fred	71	371	5.2	53	3
1947	Washington, Kenny	60	444	7.4	92t	5
1948	Hoerner, Dick	76	354	4.7	23	4
1949	Hoerner, Dick	155	582	3.7	37	6
1950	Davis, Glenn	88	416	4.7	55	3
1951	Towler, Dan	126	854	6.8	79t	6
1952	Towler, Dan	156	894	5.7	44t	10
1953	Towler, Dan	152	879	5.8	73t	7
1954	Younger, Paul (Tank)	91	610	6.7	75t	8
1955	Waller, Ron	151	716	4.7	55t	7
1956	Waller, Ron	83	543	6.5	46	1
1957	Wilson, Tom	127	616	4.9	46	3
1958	Arnett, Jon	133	683	5.1	57	6
1959	Matson, Ollie	161	863	5.4	50	6
1960	Arnett, Jon	104	436	4.2	31	2
1961	Arnett, Jon	158	609	3.9	26	4
1962	Bass, Dick	196	1,033	5.3	57	6
1963	Bass, Dick	143	577	3.6	51	5
1964	Wilson, Ben	159	553	3.5	27	5
1965	Bass, Dick	121	549	4.5	44t	2
1966	Bass, Dick	248	1,090	4.4	50	8
1967	Josephson, Les	178	800	4.5	27	4
1968	Ellison, Willie	151	616	4.1	52t	5
1969	Smith, Larry	166	599	3.6	46	1
1970	Josephson, Les	150	640	4.3	23	5
1971	Ellison, Willie	211	1,000	4.7	80t	4
1972	Ellison, Willie	170	764	4.5	37	5
1973	McCutcheon, Lawrence	210	1,097	5.2	37	2
1974	McCutcheon, Lawrence	236	1,109	4.7	23	3
1975	McCutcheon, Lawrence	213	911	4.3	43	2
1976	McCutcheon, Lawrence	291	1,168	4.0	40	9
1977	McCutcheon, Lawrence	294	1,238	4.2	48	7
1978	Bryant, Cullen	178	658	3.7	26	7
1979	Tyler, Wendell	218	1,109	5.1	63t	91
1980	Bryant, Cullen	183	807	4.4	20	3
1981	Tyler, Wendell	260	1,074	4.1	69t	12
1982	Tyler, Wendell	137	564	4.1	54	9
1983	Dickerson, Eric	390	1,808	4.6	85t	18
1984	Dickerson, Eric	379	2,105	5.6	66	14
1985	Dickerson, Eric	292	1,234	4.2	43	12
1986	Dickerson, Eric	404	1,821	4.5	42t	11
1987	White, Charles	324	1,374	4.2	58	11
1988	Bell, Greg	288	1,212	4.2	44	16
1989	Bell, Greg	272	1,137	4.2	47	15
1990	Gary, Cleveland	204	808	4.0	48	14
1991	Delpino, Robert	214	688	3.2	36	9
1992	Gary, Cleveland	279	1,125	4.0	63	7
1993	Bettis, Jerome	294	1,429	4.9	71t	7
1994	Bettis, Jerome	319	1,025	3.2	19	3
1995	Bettis, Jerome	183	637	3.5	41	3
1996	Phillips, Lawrence	193	632	3.3	38	4
1997	Phillips, Lawrence	183	633	3.5	28	8
1998	Henley, June	88	313	3.6	22	3
1999	Faulk, Marshall	253	1,381	5.5	58	7
2000	Faulk, Marshall	253	1,359	5.4	36	18
2001	Faulk, Marshall	260	1,382	5.3	71t	12
2002	Faulk, Marshall	212	953	4.5	44	8

Year	Player	Att.	Yards	Avg.	Long	TD
2003	Faulk, Marshall	209	818	3.9	52	10
2004	Faulk, Marshall	195	774	4.0	40	3
2005	Jackson, Steven	254	1,046	4.1	51	8
2006	Jackson, Steven	346	1,528	4.4	59t	13
2007	Jackson, Steven	237	1,002	4.2	54	5
2008	Jackson, Steven	253	1,042	4.1	56t	7
2009	Jackson, Steven	324	1,416	4.4	58	4
2010	Jackson, Steven	330	1,241	3.8	42t	6
2011	Jackson, Steven	260	1,145	4.4	47t	5
2012	Jackson, Steven	257	1,042	4.1	46	4
2013	Stacy, Zac	250	973	3.9	40t	7
2014	Mason, Tre	179	765	4.3	89t	4
2015	Gurley II, Todd	229	1,106	4.8	71t	10
2016	Gurley II, Todd	278	885	3.2	24t	6
2017	Gurley II, Todd	279	1,305	4.7	57t	13
2018	Gurley II, Todd	256	1,251	4.9	36	17

RECEIVING

Year	Player	No.	Yards	Avg.	Long	TD
1937	Busich, Sam	13	136	10.5	-	0
1938	Benton, Jim	21	418	19.9	-	5
1939	Spadacinni, Vic	32	292	9.1	-	1
1940	Benton, Jim	22	351	16.0	-	3
1941	Hickey, Howard (Red)	21	294	14.0	39	4
1942	Magnani, Dante	24	276	11.5	67	4
1943	Suspended Play/W.W. II	-	-	-	-	-
1944	Benton, Jim	39	505	12.9	36	6
1945	Benton, Jim	45	1,067	23.7	84	8
1946	Benton, Jim	63	993	15.8	57	6
1947	Benton, Jim	35	511	14.6	43	6
1948	Fears, Tom	51	698	13.7	80	4
1949	Fears, Tom	77	1,013	13.2	51t	9
1950	Fears, Tom	84	1,116	13.3	53	7
1951	Hirsch, Elroy	66	1,495	22.7	91	17
1952	Fears, Tom	48	600	12.5	36	6
1953	Hirsch, Elroy	61	941	15.4	70	4
1954	Boyd, Bob	53	1,212	22.9	80	6
1955	Fears, Tom	44	569	12.9	31	2
1956	Clarke, Leon	36	650	18.1	60	4
1957	Hirsch, Elroy	32	477	14.9	45	6
1958	Shofner, Del	51	1,097	21.5	92	8
1959	Shofner, Del	47	936	19.9	72	7
1960	Phillips, Jim	52	883	17.0	61t	8
1961	Phillips, Jim	78	1,092	14.0	69t	5
1962	Phillips, Jim	60	875	14.6	65t	5
1963	Phillips, Jim	54	793	14.7	52	1
1964	McKeever, Marlin (TE)	41	582	14.2	46	1
1965	McDonald, Tom	67	1,036	15.5	51	9
1966	Moore, Tom (RB)	60	433	7.2	30t	3
1967	Casey, Bernie	53	871	16.4	57t	8
1968	Truax, Billy (TE)	35	417	11.9	22	3
1969	Snow, Jack	49	734	15.0	74t	6
1970	Snow, Jack	51	859	16.8	71	7
1971	Rentzel, Lance	38	534	14.1	41	5
1972	Snow, Jack	30	590	19.7	57	4
1973	Jackson, Harold	40	874	21.9	69	13
1974	McCutcheon, Lawrence (RB)	39	408	10.5	50	2
1975	Jackson, Harold	43	786	18.3	54	7
1976	Jackson, Harold	39	751	19.3	65	5
1977	Jackson, Harold	48	666	13.9	58	6
1978	Miller, Willie	50	767	15.3	52	5
1979	Dennard, Preston	43	766	17.8	50	4
1980	Bryant, Cullen (RB)	53	386	7.3	25	3
1981	Dennard, Preston	49	821	16.8	64	4
1982	Tyler, Wendell (RB)	38	375	9.9	40	4
1983	Barber, Mike (TE)	55	657	11.9	42t	3
1984	Ellard, Henry	34	622	18.3	63t	6
1985	Ellard, Henry	54	811	15.0	64t	5
1986	Ellard, Henry	34	447	13.1	34	4
1987	Ellard, Henry	51	799	15.7	81t	3
1988	Ellard, Henry	86	1,414	16.4	68	10
1989	Ellard, Henry	70	1,382	19.7	53	8
1990	Ellard, Henry	76	1,294	17.0	50t	4
1991	Ellard, Henry	64	1,052	16.4	38	3
1992	Gary, Cleveland (RB)	52	293	5.6	22	3
1993	Ellard, Henry	61	945	15.5	54	2
1994	Bailey, Johnny (RB)	58	516	8.9	28	7
1995	Bruce, Isaac	119	1,781	15.0	72	13
1996	Bruce, Isaac	84	1,338	15.9	70	7
1997	Lee, Amp (RB)	61	825	13.5	62	3

Year	Player	No.	Yards	Avg.	Long	TD
1998	Lee, Amp (RB)	64	667	10.4	44	2
1999	Faulk, Marshall (RB)	87	1,048	12.0	57t	5
2000	Bruce, Isaac	87	1,471	16.9	78t	9
2001	Faulk, Marshall (RB)	83	765	9.2	65t	9
2002	Holt, Torry	91	1,302	14.3	58	4
2003	Holt, Torry	117	1,696	14.5	48	12
2004	Holt, Torry	94	1,372	14.6	75t	10
2005	Holt, Torry	102	1,331	13.0	44	9
2006	Holt, Torry	93	1,188	12.8	67t	10
2007	Holt, Torry	93	1,189	12.8	40	7
2008	Holt, Torry	64	796	12.4	45t	3
2009	Avery, Donnie	47	589	12.5	50	5
2010	Amendola, Danny	85	689	8.1	36	3
2011	Lloyd, Brandon	51	683	13.4	37	5
2012	<i>Givens, Chris</i>	42	698	16.6	65	3
2013	Cook, Jared (TE)	51	671	13.2	47	5
2014	Cook, Jared (TE)	52	634	12.2	59t	3
2015	Austin, Tavon	52	473	9.1	66t	5
2016	Britt, Kenny	68	1,002	14.7	66	5
2017	Kupp, Cooper	62	869	14.0	64	5
2018	Woods, Robert	86	1,219	14.2	39t	6

PUNTING

Year	Player	No.	Yards	Avg.	TB	In 20	Long	Blocks
1939	Hall, Parker	58	-	41.0	-	-	80	-
1940	Hall, Parker	57	-	43.0	-	-	75	-
1941	Hall, Parker	49	-	40.1	-	-	67	-
1942	Jacobs, Jack	33	-	42.3	-	-	66	-
1943	Suspended Play/W.W. II	-	-	-	-	-	-	-
1944	Reisz, Albie	25	-	40.1	-	-	66	0
1945	Waterfield, Bob	39	-	40.7	-	-	68	0
1946	Waterfield, Bob	39	1,743	44.6	-	-	65	0
1947	Waterfield, Bob	59	2,500	42.4	-	-	86	1
1948	Waterfield, Bob	43	1,833	42.6	-	-	88	0
1949	Waterfield, Bob	49	2,177	44.4	-	-	61	1
1950	Waterfield, Bob	52	2,087	40.1	-	-	61	2
1951	Van Brocklin, Norm	48	1,992	41.5	-	-	62	1
1952	Van Brocklin, Norm	29	1,250	43.1	-	-	66	0
1953	Van Brocklin, Norm	60	2,529	42.2	-	-	57	0
1954	Van Brocklin, Norm	44	1,874	42.6	-	-	61	0
1955	Van Brocklin, Norm	60	2,676	44.6	-	-	61	0
1956	Van Brocklin, Norm	48	2,070	43.1	-	-	72	0
1957	Van Brocklin, Norm	54	2,392	44.3	-	-	71	0
1958	Shofner, Del	49	2,018	41.2	-	-	62	0
1959	Shofner, Del	48	2,004	41.8	-	-	66	1
1960	Shofner, Del	54	2,301	42.6	-	-	63	1
1961	Villanueva, Danny	46	1,845	40.1	1	-	53	0
1962	Villanueva, Danny	87	3,960	45.5	7	-	65	1
1963	Villanueva, Danny	81	3,678	45.4	0	-	68	0
1964	Villanueva, Danny	82	3,616	44.1	5	-	58	0
1965	Lothridge, Billy	42	1,619	38.5	3	-	55	1
1966	Kilgore, Jon	71	3,037	42.8	4	-	58	0
1967	Kilgore, Jon	68	2,872	42.2	6	-	68	2
1968	Studstill, Pat	81	3,207	39.6	4	-	58	0
1969	Studstill, Pat	80	3,259	40.7	9	-	60	0
1970	Studstill, Pat	67	2,618	39.1	6	-	53	0
1971	Studstill, Pat	70	2,896	41.4	6	-	60	0
1972	Chapple, Dave	53	2,344	44.2	3	-	70	0
1973	Chapple, Dave	51	2,079	40.8	6	-	65	1
1974	Burke, Mike	46	1,701	37.0	4	-	51	0
1975	Carrell, Duane	73	2,874	39.4	9	-	57	0
1976	Jackson, Rusty	77	3,006	39.0	6	16	61	0
1977	<i>Walker, Glen</i>	73	2,568	35.2	8	11	56	0
1978	Walker, Glen	83	3,069	37.0	5	26	61	2
1979	Clark, Ken	93	3,731	40.1	7	17	60	2
1980	Corral, Frank	76	3,004	39.5	5	15	65	1
1981	Corral, Frank	89	3,735	42.0	3	19	67	0
1982	Misko, John	45	1,961	43.6	2	10	59	1
1983	Misko, John	82	3,301	40.3	12	18	67	0
1984	Misko, John	74	2,866	38.7	9	21	58	0
1985	<i>Hatcher, Dale</i>	87	3,761	43.2	6	32	67	1
1986	Hatcher, Dale	97	3,740	38.6	5	26	57	0
1987	Hatcher, Dale	76	3,140	41.3	4	19	62	0
1988	Hatcher, Dale	36	1,424	39.6	1	13	54	0
1989	Hatcher, Dale	73	2,834	38.8	7	15	54	1
1990	<i>English, Keith</i>	68	2,663	39.2	2	8	58	1
1991	Hatcher, Dale	63	2,403	38.1	5	16	52	0
1992	Bracken, Don	76	3,122	41.1	4	20	59	0

Year	Player	No.	Yards	Avg.	TB	In 20	Long	Blocks
1993	Landeta, Sean	42	1,825	43.5	7	7	66	0
1994	Landeta, Sean	78	3,494	44.8	9	23	62	0
1995	Landeta, Sean	83	3,679	44.3	12	23	63	0
1996	Landeta, Sean	78	3,491	44.8	9	23	70	0
1997	Horan, Mike	53	2,272	42.9	4	10	60	0
1998	Tuten, Rick	95	4,202	44.2	10	16	64	0
1999	Tuten, Rick	32	1,359	42.5	7	9	70	0
2000	Baker, John	43	1,736	40.4	5	13	59	1
2001	Baker, John	43	1,809	42.1	7	9	58	0
2002	Berger, Mitch	72	3,020	41.9	10	26	64	0
2003	Landeta, Sean	59	2,525	42.8	5	14	57	0
2004	Landeta, Sean	40	1,733	43.3	3	9	63	0
2005	Barker, Bryan	50	2,137	42.7	4	13	63	0
2006	Turk, Matt	69	3,132	45.4	7	26	74	1
2007	Jones, Donnie	78	3,684	47.2	9	18	80	0
2008	Jones, Donnie	82	4,100	50.0	7	20	68	0
2009	Jones, Donnie	90	4,212	46.8	10	34	63	0
2010	Jones, Donnie	94	4,276	45.5	4	20	63	0
2011	Jones, Donnie	105	4,652	44.3	9	29	65	1
2012	Hekker, Johnny	82	3,756	45.8	4	22	68	0
2013	Hekker, Johnny	78	3,609	46.3	4	19	64	0
2014	Hekker, Johnny	80	3,721	46.5	5	33	61	1
2015	Hekker, Johnny	96	4,601	47.8	5	41	68	0
2016	Hekker, Johnny	98	4,680	47.6	1	51	78	0
2017	Hekker, Johnny	65	3,113	47.9	4	30	70	0
2018	Hekker, Johnny	43	1,992	46.3	2	21	68	0

FIELD GOALS

Year	Player	Att.	Made	Pct.	Long
1937	Snyder, Bob	1	1	1.000	30
1938	Peterson, Nelson	2	2	1.000	18
1939	Davis, Corby	2	1	.500	27
1940	Adams, Chet	5	1	.200	29
1941	Adams, Chet	2	1	.500	40
1942	Adams, Chet	6	3	.500	46
1943	Suspended Play/W.W. II	-	-	-	-
1944	Zontini, Louis	6	3	.500	39
1945	Waterfield, Bob	3	1	.333	28
1946	Waterfield, Bob	11	6	.545	37
1947	Waterfield, Bob	16	7	.437	45
1948	Waterfield, Bob	11	6	.545	47
1949	Waterfield, Bob	17	9	.529	42
1950	Waterfield, Bob	14	7	.500	46
1951	Waterfield, Bob	23	13	.565	47
1952	Waterfield, Bob	19	11	.579	45
1953	Agajanian, Ben	23	10	.434	47
1954	Agajanian, Ben	25	13	.520	41
1955	Richter, Les	15	10	.667	41
1956	Richter, Les	15	8	.533	32
1957	Cothren, Paige	19	11	.579	44
1958	Cothren, Paige	25	14	.560	43
1959	Michaels, Lou	17	8	.470	40
1960	Villanueva, Danny	19	12	.631	36
1961	Villanueva, Danny	27	13	.481	38
1962	Villanueva, Danny	20	10	.500	51
1963	Villanueva, Danny	17	9	.529	47
1964	Gossett, Bruce	24	18	.750	44
1965	Gossett, Bruce	26	15	.577	49
1966	Gossett, Bruce	49	28	.571	48
1967	Gossett, Bruce	43	20	.465	47
1968	Gossett, Bruce	31	17	.548	37
1969	Gossett, Bruce	34	22	.647	44
1970	Ray, David	29	45	.644	46
1971	Ray, David	29	18	.620	49
1972	Ray, David	41	24	.585	45
1973	Ray, David	47	30	.638	49
1974	Ray, David	31	25	.806	48
1975	Dempsey, Tom	26	21	.808	51
1976	Dempsey, Tom	26	17	.654	49
1977	Septien, Rafael	30	18	.600	45
1978	Corral, Frank	43	29	.674	48
1979	Corral, Frank	25	13	.520	49
1980	Corral, Frank	30	16	.533	47
1981	Corral, Frank	26	17	.654	44
1982	Lansford, Mike	15	9	.600	39
1983	Nelson, Chuck	11	5	.455	41
1984	Lansford, Mike	33	25	.758	50
1985	Lansford, Mike	29	22	.759	52

Year	Player	Att.	Made	Pct.	Long
1986	Lansford, Mike	24	17	.708	50
1987	Lansford, Mike	21	17	.810	48
1988	Lansford, Mike	32	24	.750	49
1989	Lansford, Mike	30	23	.767	48
1990	Lansford, Mike	24	15	.625	46
1991	Zendejas, Tony	17	17	1.000	50
1992	Zendejas, Tony	20	15	.750	49
1993	Zendejas, Tony	23	16	.696	54
1994	Zendejas, Tony	23	18	.783	47
1995	Biasucci, Dean	12	9	.750	51
1996	Lohmiller, Chip	25	21	.840	50
1997	Wilkins, Jeff	37	25	.675	52
1998	Wilkins, Jeff	26	20	.769	57
1999	Wilkins, Jeff	28	20	.714	51
2000	Wilkins, Jeff	17	17	1.000	51
2001	Wilkins, Jeff	29	23	.793	54
2002	Wilkins, Jeff	25	19	.760	47
2003	Wilkins, Jeff	42	39	.929	53
2004	Wilkins, Jeff	24	19	.792	53
2005	Wilkins, Jeff	31	27	.871	53
2006	Wilkins, Jeff	37	32	.864	53
2007	Wilkins, Jeff	32	24	.750	53
2008	Brown, Josh	36	31	.861	54
2009	Brown, Josh	24	19	.792	54
2010	Brown, Josh	39	33	.846	53
2011	Brown, Josh	28	21	.750	49
2012	Zuerlein, Greg	31	23	.741	60
2013	Zuerlein, Greg	28	26	.929	50
2014	Zuerlein, Greg	30	24	.800	56
2015	Zuerlein, Greg	30	20	.667	61
2016	Zuerlein, Greg	22	19	.864	54
2017	Zuerlein, Greg	40	38	.950	56
2018	Zuerlein, Greg	31	27	.871	51

SCORING

Year	Player	Rushing TDs	Receiving TDs	Return TDs	PAT	FG	Points
1937	Drake, Johnny (Zero)	3	2	0	0-0	0-0	30
1938	Benton, Jim	1	5	0	0-0	0-0	36
1939	Drake, Johnny (Zero)	9	0	0	0-0	0-0	54
1940	Drake, Johnny (Zero)	9	0	0	2-2	0-0	56
1941	Hickey, Howard (Red)	0	4	0	0-0	0-0	24
1942	Magnani, Dante	2	3	0	0-0	0-0	30
1943	Suspended Play/W.W. II	-	-	-	-	-	-
1944	Zontini, Lou	3	1	0	14-16	3-6	47
1945	Waterfield, Bob	5	0	0	31-34	1-3	64
1946	Waterfield, Bob	1	0	0	37-37	6-11	61
1947	Waterfield, Bob	1	0	0	27-30	7-16	54
1948	Waterfield, Bob	0	0	0	38-44	6-11	56
1949	Waterfield, Bob	1	0	0	43-46	9-17	77
1950	Waterfield, Bob	1	0	0	54-58	7-14	91
1951	Hirsch, Elroy (WR-RB)	0	17	0	0-0	0-0	102
1952	Waterfield, Bob	1	0	0	44-45	11-19	83
1953	Agajanian, Ben	0	0	0	36-37	10-23	66
1954	Towler, Dan (RB)	11	0	0	0-0	0-0	66
1955	Richter, Les	0	0	0	30-31	13-22	69
1956	Richter, Les	0	0	0	36-38	8-15	60
1957	<i>Cothren, Paige</i>	0	0	0	38-39	11-19	71
1958	Cothren, Paige	0	0	0	42-43	14-25	84
1959	Shofner, Del (WR)	0	7	0	0-0	0-0	42
1960	Villanueva, Danny	0	0	0	28-28	12-19	64
1961	Villanueva, Danny	0	0	0	32-32	13-27	71
1962	Villanueva, Danny	0	0	0	26-27	10-20	56
1963	Villanueva, Danny	0	0	0	25-26	9-17	52
1964	<i>Gossett, Bruce</i>	0	0	0	31-32	18-24	85
1965	Gossett, Bruce	0	0	0	30-32	15-26	75
1966	Gossett, Bruce	0	0	0	29-29	28-49	113
1967	Gossett, Bruce	0	0	0	48-48	20-43	108
1968	Gossett, Bruce	0	0	0	37-37	17-31	88
1969	Gossett, Bruce	0	0	0	36-36	22-34	102
1970	Ray, David	0	0	0	34-34	29-45	121
1971	Ray, David	0	0	0	37-37	18-29	91
1972	Ray, David	0	0	0	31-31	24-41	103
1973	Ray, David	0	0	0	40-42	30-47	130
1974	Ray, David	0	0	0	25-31	9-16	52
1975	Dempsey, Tom	0	0	0	31-36	21-26	94
1976	Dempsey, Tom	0	0	0	36-44	17-26	87
1977	<i>Septien, Rafael</i>	0	0	0	32-35	18-30	86
1978	<i>Corral, Frank</i>	0	0	0	31-33	29-43	118
1979	Corral, Frank	0	0	0	36-39	13-25	75

Year	Player	Rushing TDs	Receiving TDs	Return TDs	PAT	FG	Points
1980	Corral, Frank	0	0	0	51-52	16-30	99
1981	Tyler, Wendell (RB)	12	5	0	0-0	0-0	102
1982	Tyler, Wendell (RB)	9	4	0	0-0	0-0	78
1983	Dickerson, Eric (RB)	18	2	0	0-0	0-0	120
1984	Lansford, Mike	0	0	0	37-38	25-33	112
1985	Lansford, Mike	0	0	0	38-39	22-29	104
1986	Lansford, Mike	0	0	0	34-35	17-24	85
1987	Lansford, Mike	0	0	0	36-38	17-21	87
1988	Lansford, Mike	0	0	0	45-48	24-32	117
1989	Lansford, Mike	0	0	0	51-51	23-30	120
1990	Gary, Cleveland (RB)	14	1	0	0-0	0-0	90
1991	Zendejas, Tony	0	0	0	25-26	17-17	76
1992	Zendejas, Tony	0	0	0	38-38	15-20	83
1993	Zendejas, Tony	0	0	0	23-25	16-23	71
1994	Zendejas, Tony	0	0	0	28-28	18-23	82
1995	Bruce, Isaac (WR)	0	13	0	1*	0-0	80
1996	Lohmiller, Chip	0	0	0	28-29	21-25	91
1997	Wilkins, Jeff	0	0	0	32-32	25-37	107
1998	Wilkins, Jeff	0	0	0	25-26	20-26	85
1999	Wilkins, Jeff	0	0	0	64-64	20-28	124
2000	Faulk, Marshall (RB)	26	0	0	2*	0-0	160
2001	Faulk, Marshall (RB)	21	0	0	1*	0-0	128
2002	Wilkins, Jeff	0	0	0	37-37	19-25	94
2003	Wilkins, Jeff	0	0	0	46-46	39-42	163
2004	Wilkins, Jeff	0	0	0	32-32	19-24	89
2005	Wilkins, Jeff	0	0	0	36-36	27-31	117
2006	Wilkins, Jeff	0	0	0	36-36	32-37	131
2007	Wilkins, Jeff	0	0	0	25-25	24-32	97
2008	Brown, Josh	0	0	0	19-19	31-36	112
2009	Brown, Josh	0	0	0	16-16	19-24	73
2010	Brown, Josh	0	0	0	26-27	33-39	125
2011	Brown, Josh	0	0	0	18-18	21-28	81
2012	Zuerlein, Greg	0	0	0	26-26	23-31	95
2013	Zuerlein, Greg	0	0	0	34-34	26-28	112
2014	Zuerlein, Greg	0	0	0	34-35	24-30	106
2015	Zuerlein, Greg	0	0	0	26-28	20-30	86
2016	Zuerlein, Greg	0	0	0	23-23	19-22	80
2017	Zuerlein, Greg	0	0	0	44-46	38-40	158
2018	Gurley II, Todd	17	4	0	0-0	0-0	132

*2-point Conversion

KICKOFF RETURNS

Year	Player	No.	Yards	Avg.	Long	TD
1942	Magnani, Dante	11	250	22.7	37	0
1943	Suspended Play/W.W. II	-	-	-	-	-
1944	Reisz, Al	12	285	23.7	44	0
1945	Gehrke, Fred	9	173	19.2	30	0
1946	Gehrke, Fred	8	186	23.2	28	0
1947	Harmon, Tom	9	208	23.1	34	0
1948	Gehrke, Fred	17	464	27.3	92t	1
1949	Kalmanir, Tom	18	403	22.4	57	0
1950	Smith, Verda (Vitamin T.)	22	742	33.7	97t	3
1951	Davis, Glenn	9	179	19.9	33	0
1952	Quinlan, Skeet	17	440	25.9	56	0
1953	Lewis, Woodley	32	830	25.9	69	0
1954	Lewis, Woodley	34	836	24.6	88t	1
1955	Waller, Ron	17	461	27.1	39	0
1956	Wilson, Tom	15	477	31.8	103t	1
1957	Arnett, Jon	18	504	28.0	98t	1
1958	Arnett, Jon	16	331	20.7	32	0
1959	Matson, Ollie	16	367	22.9	48	0
1960	Arnett, Jon	17	416	24.5	43	0
1961	Bass, Dick	23	698	30.3	64	0
1962	Atkins, Pervis	28	676	24.1	41	0
1963	Shannon, Carver	28	823	29.4	99t	1
1964	Shannon, Carver	18	442	24.6	40	0
1965	Smith, Bob	17	451	26.9	56	0
1966	Williams, Clarence	15	420	28.0	81	0
1967	Ellison, Willie	13	340	26.2	58	0
1968	Smith, Ron	26	718	27.6	94t	1
1969	Smith, Ron	27	585	21.6	37	0
1970	Haymond, Alvin	35	1,022	29.2	98t	1
1971	Williams, Travis	25	743	29.7	105t	1
1972	Ellison, Willie	14	345	24.6	32	0
1973	Bryant, Cullen	13	369	28.4	93	1
1974	Bryant, Cullen	23	617	26.8	84	1
1975	McGee, Willie	17	404	23.8	46	0

Year	Player	No.	Yards	Avg.	Long	TD
1976	Bryant, Cullen	16	459	28.7	90	1
1977	Tyler, Wendell	24	523	21.8	27	0
1978	Latin, Jerry	22	467	21.2	41	0
1979	Hill, Drew	40	803	20.1	39	0
1980	Hill, Drew	43	880	20.5	98t	1
1981	Hill, Drew	60	1,170	19.5	50	0
1982	Redden, Barry	22	502	22.8	85	0
1983	Redden, Barry	18	358	18.8	43	0
1984	Redden, Barry	23	530	23.0	40	0
1985	Brown, Ron	28	918	32.8	98t	3
1986	Brown, Ron	36	794	22.1	55	0
1987	Brown, Ron	27	581	21.5	95t	1
1988	Brown, Ron	19	401	21.1	73	0
1989	Brown, Ron	47	968	20.6	74	0
1990	Green, Gaston	25	560	22.4	99t	1
1991	Turner, Vernon	24	457	19.0	36	0
1992	Turner, Vernon	29	569	19.6	35	0
1993	Boykin, Deral	13	216	16.6	35	0
1994	Lang, David	27	626	23.2	57	0
1995	Thomas, J.T.	32	752	23.5	46	0
1996	Thomas, J.T.	30	643	21.4	43	0
1997	Thompson, David	49	1,110	22.7	56	0
1998	Horne, Tony	56	1,306	23.3	102t	1
1999	Horne, Tony	30	892	29.7	101t	2
2000	Horne, Tony	57	1,379	24.2	103t	1
2001	Canidate, Trung	36	748	20.8	40	0
2002	Wilkins, Terrence	47	1,074	22.9	42	0
2003	Harris, Arlen	51	1,175	23.0	42	0
2004	Harris, Arlen	47	951	20.2	29	0
2005	Johnson, Chris	38	857	22.6	99t	1
2006	Ponder, Willie	26	605	23.3	40	0
2007	Hall, Dante	29	729	25.1	84	0
2008	Hall, Dante	37	763	20.6	41	0
2009	Amendola, Danny	66	1,618	24.5	58	0
2010	Amendola, Danny	50	1,142	22.8	84	0
2011	Porter, Quinn	25	554	22.2	32	0
2012	Givens, Chris	23	539	23.4	48	0
2013	Austin, Tavon	18	398	22.1	32	0
2014	Cunningham, Benny	35	963	27.5	75	0
2015	Cunningham, Benny	25	714	28.6	102	0
2016	Cunningham, Benny	22	599	27.2	61	0
2017	Cooper, Pharoh	34	932	27.4	103t	1
2018	Countess, Blake	17	419	24.6	40	0

PUNT RETURNS

Year	Player	No.	FC	Yards	Avg.	Long	TD
1941	Hall, Parker	13	-	125	9.6	25	0
1942	Hall, Parker	12	-	148	12.3	32	0
1943	Suspended Play/W.W. II	-	-	-	-	-	-
1944	Kabealo, Mike	7	-	64	9.1	16	0
1945	Gehrke, Fred	8	-	120	15.0	49	0
1946	Gehrke, Fred	8	-	59	7.3	20	0
1947	Harmon, Tom	27	-	392	14.5	88t	1
1948	Horvath, Les	13	-	203	15.6	27	0
1949	Smith, Verda (Vitamin T.)	27	-	427	15.8	85t	1
1950	Smith, Verda (Vitamin T.)	22	-	218	9.9	30	0
1951	Smith, Verda (Vitamin T.)	12	-	139	11.6	37	0
1952	Lewis, Woodley	19	-	351	18.5	83t	2
1953	Lewis, Woodley	35	-	267	7.6	78	1
1954	Lewis, Woodley	22	-	82	3.7	16	0
1955	Waller, Ron	14	-	60	4.3	21	0
1956	Sherman, Will	12	-	100	8.3	76	1
1957	Arnett, Jon	14	-	85	6.1	22	0
1958	Arnett, Jon	18	-	223	12.4	58	0
1959	Arnett, Jon	17	-	184	10.8	71t	1
1960	Bass, Dick	11	-	62	5.6	22	0
1961	Arnett, Jon	10	-	75	7.5	17	0
1962	Atkins, Pervis	11	5	94	8.5	45	0
1963	Shannon, Carver	15	11	132	8.8	29	0
1964	Shannon, Carver	15	6	81	5.4	22	0
1965	Stiger, Jim	13	2	106	8.2	22	0
1966	Stiger, Jim	33	7	259	7.8	49	0
1967	Cross, Irv	17	6	136	8.0	39	0
1968	Meador, Ed	17	15	136	8.0	40	0
1969	Haymond, Alvin	33	8	435	13.2	52	0

Year	Player	No.	FC	Yards	Avg.	Long	TD
1970	Haymond, Alvin	53	15	376	7.1	30	0
1971	Haymond, Alvin	24	11	123	5.1	28	0
1972	Bertelsen, Jim	16	3	232	14.5	60	0
1973	Bertelsen, Jim	26	10	259	10.0	34	0
1974	Bertelsen, Jim	11	4	132	12.0	19	0
1975	Bertelsen, Jim	11	1	143	13.0	38	0
1976	Bryant, Cullen	29	2	321	11.1	25	0
1977	Bryant, Cullen	20	1	141	7.1	26	0
1978	Wallace, Jackie	52	5	618	11.9	58	0
1979	Brown, Eddie	56	19	332	5.9	30	0
1980	Irvin, LeRoy	42	7	296	7.0	26	0
1981	Irvin, LeRoy	46	6	615	13.4	84t	3
1982	Irvin, LeRoy	22	1	243	11.0	63t	1
1983	Ellard, Henry	16	4	217	13.6	72t	1
1984	Ellard, Henry	30	3	403	13.4	83t	2
1985	Ellard, Henry	37	9	501	13.5	80t	1
1986	Ellard, Henry	14	11	127	9.1	20	0
1987	Ellard, Henry	15	6	107	7.1	29	0
1988	Hicks, Clifford	25	0	144	5.8	13	0
1989	Henley, Darryl	29	19	273	9.4	25	0
1990	Henley, Darryl	19	4	195	10.3	26	0
1991	Turner, Vernon	23	4	201	8.7	29	0
1992	Turner, Vernon	28	6	207	7.4	23	0
1992	Turner, Vernon	28	6	207	7.4	23	0
1993	Buchanan, Richard	8	1	41	5.1	12	0
1994	Bailey, Johnny	19	4	153	8.1	24	0
1995	Kinchen, Todd	53	7	416	7.8	27	0
1996	Kennison, Eddie	29	16	643	14.6	78t	2
1997	Kennison, Eddie	34	20	247	7.3	43	0
1998	Kennison, Eddie	40	25	415	10.4	71t	1
1999	Hakim, Az-Zahir	44	22	461	10.5	84t	1
2000	Hakim, Az-Zahir	32	17	489	15.3	86t	1
2001	Hakim, Az-Zahir	36	12	330	9.2	32	0
2002	Wilkins, Terrence	25	13	242	9.7	55	0
2003	Groce, DeJuan	19	3	135	7.1	19	0
2004	McDonald, Shaun	30	18	143	4.8	39	0
2005	Looker, Dane	8	2	69	8.6	17	0
2006	McDonald, Shaun	23	14	172	7.5	33	0
2007	Hall, Dante	19	6	286	15.1	85t	1
2008	Stanley, Derek	11	4	101	9.2	33	0
2009	Amendola, Danny	31	11	360	11.6	56	0
2010	Amendola, Danny	40	18	452	11.3	42	0
2011	Pettis, Austin	15	10	139	9.3	39	0
2012	Amendola, Danny	17	10	122	7.2	22	0
2013	Austin, Tavon	33	11	280	8.5	98t	1
2014	Austin, Tavon	35	23	391	11.2	78t	1
2015	Austin, Tavon	34	15	268	7.9	75t	1
2016	Austin, Tavon	44	16	364	8.3	47	0
2017	Cooper, Pharoh	32	8	399	12.5	53	0
2018	Natson, JoJo	26	10	280	10.8	60	0

INTERCEPTIONS

Year	Player	No.	Yards	Avg.	Long	TD
1941	Drake, Johnny (Zero)	2	66	33.0	54	0
1942	Jacobs, Jack	4	22	5.5	22	0
1943	Suspended Play/W.W. II	-	-	-	-	-
1944	Colella, Tom	4	53	13.3	19	0
1945	Waterfield, Bob	6	92	15.3	29	0
1946	Waterfield, Bob	5	72	14.4	28	0
1947	Harmon, Tom	8	136	17.0	36	1
1948	Naumetz, Fred	4	75	18.8	68	0
1949	Sims, George	9	78	8.7	27	1
1950	Lewis, Woodley	12	275	22.9	36	0
1951	Hecker, Norb	3	74	24.7	36	0
1952	Lane, Dick (Night Train)	14	298	21.3	80t	2
1953	Hecker, Norb	7	91	13.0	24	0
1954	Sherman, Will	6	70	11.7	28	0
1955	Sherman, Will	11	101	9.2	36	0
1956	Sherman, Will	4	122	30.5	95t	1
1957	Richter, Les	4	60	15.0	25	0
1958	Burroughs, Don	7	72	10.3	46	0
1959	Meador, Ed	3	3	1.0	3	0
1960	Britt, Charley	5	117	23.4	73t	1
1961	Crow, Lindon	6	117	19.5	31	0
1962	Crow, Lindon	5	100	20.0	65t	1
1963	Meador, Ed	6	38	6.3	20	0
1964	Richardson, Jerry	5	146	29.2	41	0
1965	Martin, Aaron	2	60	30.0	37t	1
1966	Williams, Clarence	8	97	12.1	32t	1

Year	Player	No.	Yards	Avg.	Long	TD
1967	Meador, Ed	8	103	12.9	30t	2
1968	Williams, Clarence	7	51	7.3	36	0
1969	Meador, Ed	5	97	19.4	38t	2
1970	Williams, Clarence	5	108	21.6	65t	1
1971	Howard, Gene	6	99	16.5	35	0
1972	Nettles, Jim	6	168	28.0	43	0
1973	Stukes, Charlie	5	104	20.8	42	0
1974	Elmendorf, Dave	7	186	26.6	57t	2
1975	Simpson, Bill	6	90	15.0	29	0
1976	Jackson, Monte	10	173	17.3	46	3
1977	Simpson, Bill	6	157	26.2	42	0
1978	Perry, Rod	8	117	14.6	44t	3
1979	Cromwell, Nolan	5	109	21.8	34	0
1980	Cromwell, Nolan	8	140	17.5	34	1
1981	Cromwell, Nolan	5	94	18.8	94t	1
1982	Perry, Rod	3	57	19.0	33	0
1983	Collins, Kirk	5	113	22.6	58	0
1984	Irvin, LeRoy	5	166	33.2	81t	2
1985	Green, Gary	6	84	14.0	41t	1
1986	Gray, Jerry	8	101	12.6	28	0
1987	Irvin, LeRoy	2	47	23.5	47t	1
1988	Johnson, Johnnie	4	18	4.5	11	0
1989	Gray, Jerry	6	48	8.0	27t	1
1990	Humphery, Bobby	4	52	13.0	44t	1
1991	Gray, Jerry	3	83	27.7	59t	1
1992	Henley, Darryl	4	41	10.3	25	0
1993	Bailey, Robert	2	41	20.5	41	0
1994	Pope, Marquez	3	66	22.0	51	0
1995	Wright, Toby	6	79	13.2	27	0
1996	Lyle, Keith	9	152	16.9	68	0
1997	McNeil, Ryan	9	127	14.1	75t	1
1998	Lyght, Todd	3	30	10.0	17	0
	Lyle, Keith	3	20	6.7	20	0
1999	Lyght, Todd	6	112	18.7	57t	1
2000	McCleone, Dexter	8	28	3.5	23	0
2001	Bly, Dre'	150	25.0	93t	2	0
2002	Herring, Kim	3	38	12.7	36	0
2003	Fisher, Travis	4	205	51.3	74t	2
	Williams, Aeneas	4	82	20.5	46t	1
	Butler, Jerametrious	4	72	18.0	45	0
	Polley, Tommy (LB)	4	32	8.0	22	0
2004	Butler, Jerametrious	5	15	3.0	10	0
2005	Furrey, Mike	4	143	35.8	67t	1
2006	Bartell, Ron	3	63	21.0	38t	1
	Hill, Tye	3	20	6.7	14	0
	Brown, Fakhir	3	17	5.7	20	0
	Atogwe, Oshiomogho	3	8	2.7	7	0
2007	Atogwe, Oshiomogho	8	125	15.6	52t	1
2008	Atogwe, Oshiomogho	5	91	18.2	43	0
2009	Butler, James	3	17	5.6	17	0
2010	Feltcher, Bradley	4	41	10.3	28	0
2011	Gordy, Josh	3	37	12.3	30	0
2012	Jenkins, Janoris	4	150	37.5	41t	3
2013	Johnson, Trumaine	3	36	12.0	29	0
2014	Johnson, Trumaine	3	69	23.0	43t	1
2015	Johnson, Trumaine	7	136	19.4	58t	1
2016	Alexander, Maurice	2	19	9.5	19	0
	Barron, Mark	2	8	4.0	7	0
	McDonald, T.J.	2	0	0.0	0	0
	Ogletree, Alec	2	15	7.5	8	0
2017	Joyner, Lamarcus	3	104	34.7	46	1
	Barron, Mark	3	29	9.7	15	0
2018	Johnson III, John	4	46	11.5	35	0

TACKLES

Year	Player	Solo	Assists	Total
1962	McKeever, Marlin (LB)	58	31	89
1963	Pardee, Jack (LB)	46	25	71
1964	Jones, David (DE)	75	22	97
1965	Jones, David (DE)	68	27	95
1966	Jones, David (DE)	98	14	112
1967	Jones, David (DE)	100	39	139
1968	Jones, David (DE)	87	23	110
1969	Jones, David (DE)	59	55	114
1970	Pottios, Myton (LB)	62	26	88
1971	McKeever, Marlin (LB)	76	32	108
1972	Robinson, Isiah (LB)	59	23	82
1973	Reynolds, Jack (LB)	58	28	86
1974	Reynolds, Jack (LB)	72	29	101
1975	Reynolds, Jack (LB)	74	38	112
1976	Reynolds, Jack (LB)	89	31	120
1977	Elmendorf, Dave (S)	59	35	94
1978	Youngblood, Jim (LB)	80	43	120
1979	Reynolds, Jack (LB)	83	61	144

Year	Player	Solo	Assists	Total
1980	Reynolds, Jack (LB).....	81	38	119
1981	Ekern, Carl (LB).....	85	46	131
1982	Andrews, George (LB).....	47	20	67
1983	Ekern, Carl (LB).....	94	36	130
1984	Collins, Jim (LB).....	142	43	185
1985	Collins, Jim (LB).....	103	37	140
1986	Newsome, Vince (S).....	91	22	113
1987	Collins, Jim (LB).....	78	12	90
1988	Ekern, Carl (LB).....	64	29	93
1989	Newsome, Vince (S).....	64	25	89
1990	Newsome, Vince (S).....	74	18	92
1991	Kelm, Larry (LB).....	88	17	105
1992	Greene, Kevin (LB).....	75	12	87
1993	Phifer, Roman (LB).....	96	21	117
1994	Conlan, Shane (LB).....	82	24	106
1995	Phifer, Roman (LB).....	106	43	149
1996	Phifer, Roman (LB).....	123	47	170
1997	Jones, Robert (LB).....	72	43	115
1998	Jenkins, Billy (S).....	90	31	121
1999	Fletcher, London (LB).....	80	58	138
2000	Fletcher, London (LB).....	117	76	193
2001	Fletcher, London (LB).....	113	76	189
2002	Archuleta, Adam (S).....	101	48	149
2003	Tinoisamoa, Pisa (LB).....	70	51	121
2004	Tinoisamoa, Pisa (LB).....	100	45	145
2005	Tinoisamoa, Pisa (LB).....	91	43	134
2006	Witherspoon, Will (LB).....	104	32	136
2007	Witherspoon, Will (LB).....	103	29	132
2008	Tinoisamoa, Pisa (LB).....	88	47	135
2009	Laurinaitis, James (LB).....	98	48	146
2010	Laurinaitis, James (LB).....	98	16	114
2011	Laurinaitis, James (LB).....	101	41	142
2012	Laurinaitis, James (LB).....	132	42	174
2013	Ogletree, Alec (LB).....	124	31	155
2014	Ogletree, Alec (LB).....	110	59	169
2015	Barron, Mark (LB/S).....	107	28	135
2016	Ogletree, Alec (LB).....	132	39	171
2017	Ogletree, Alec (LB).....	77	51	128
2018	Littleton, Cory (LB).....	90	35	125

SACKS (not an official stat until 1982)

Year	Player.....	No.
1950	Jack Zilly (DE).....	7.0
1951	Larry Brink (DE).....	3.0
1952	Andy Robustelli (DE).....	7.5
1953	Andy Robustelli (DE).....	8.0
1954	Andy Robustelli (DE).....	4.0
1955	Andy Robustelli (DE).....	6.0
1956	Paul Miller (DE).....	6.0
1957	Dick Daugherty (LB).....	8.0
1958	Lou Michaels (DE).....	6.0
1959	George Struger (DT).....	5.0
1960	Gene Brito (DE).....	7.0
1961	Lamar Lundy (DE).....	11.0
1962	Deacon Jones (DE).....	12.0
1963	Lamar Lundy (DE).....	9.0
1964	Deacon Jones (DE).....	22.0
1965	Deacon Jones (DE).....	19.0
1966	Deacon Jones (DE).....	18.0
1967	Deacon Jones (DE).....	21.0
1968	Deacon Jones (DE).....	22.0
1969	Deacon Jones (DE).....	15.0
1970	Deacon Jones (DE).....	12.0
1971	Coy Bacon (DE).....	11.0
1972	Coy Bacon (DE).....	11.5
1973	Jack Youngblood (DE).....	16.5
1974	Jack Youngblood (DE).....	15.0
1975	Jack Youngblood (DE).....	15.0
1976	Jack Youngblood (DE).....	14.5
	Larry Brooks (DT).....	14.5
1977	Jack Youngblood (DE).....	8.5
1978	Larry Brooks (DE).....	8.0
1979	Jack Youngblood (DE).....	18.0
1980	Jack Youngblood (DE).....	11.5

Year	Player.....	No.
1981	Jack Youngblood (DE)	12.5
1982	Mike Fanning (DT).....	5.0
1983	Jack Youngblood (DE)	10.5
1984	Jack Youngblood (DE)	9.5
1985	Mike Wilcher (LB).....	12.5
1986	Gary Jeter (DE).....	8.0
1987	Gary Jeter (DE).....	7.0
1988	Kevin Greene (LB).....	16.5
1989	Kevin Greene (LB).....	16.5
1990	Kevin Greene (LB).....	13.0
1991	Kevin Greene (LB).....	3.0
	Gerald Robinson (DE).....	3.0
1992	Kevin Greene (LB).....	10.0
1993	Sean Gilbert (DT).....	10.5
1994	Robert Young (DE).....	6.5
1995	D'Marco Farr (DT).....	11.0
1996	Kevin Carter (DE).....	9.5
1997	Leslie O'Neal (DE).....	10.0
1998	Kevin Carter (DE).....	12.0
1999	Kevin Carter (DE).....	17.0
2000	Grant Wistrom (DE).....	11.0
2001	Leonard Little (DE).....	14.5
2002	Leonard Little (DE).....	12.0
2003	Leonard Little (DE).....	12.5
2004	Bryce Fisher (DE).....	8.5
2005	Leonard Little (DE).....	9.5
2006	Leonard Little (DE).....	13.0
2007	Will Witherspoon (LB).....	7.0
2008	James Hall (DE).....	6.5
2009	Leonard Little (DE).....	6.5
2010	James Hall (DE).....	10.5
2011	Chris Long (DE).....	13.0
2012	Chris Long (DE).....	11.5
2013	Robert Quinn (DE).....	19.0
2013	Robert Quinn (DE).....	10.5
2015	Aaron Donald (DT).....	11.0
2016	Aaron Donald (DT).....	8.0
2017	Aaron Donald (DT).....	11.0
2018	Aaron Donald (DT).....	20.5

INDIVIDUAL RECORDS



SERVICE

Most Seasons

20	Jackie Slater, 1976-95
15	Charlie Cowan, 1961-75 Joe Scibelli, 1961-75 Merlin Olsen, 1962-76
14	Jack Youngblood, 1971-84 Doug Smith, 1978-91 Isaac Bruce, 1994-2007

Most Games Played

259	Jackie Slater, 1976-95
208	Merlin Olsen, 1962-76
206	Charlie Cowan, 1961-75

Most Consecutive Games Played

201	Jack Youngblood, 1971-84
198	Merlin Olsen, 1962-76
184	Tom Mack, 1966-1978

SCORING

Most Seasons Leading Team

9	Jeff Wilkins, 1997-99, 2002-07
7	Bob Waterfield, 1946-52
6	Bruce Gossett, 1964-69 Mike Lansford, 1982-90 Greg Zuerlein, 2012-2017

Most Consecutive Seasons Leading Team

6	Bruce Gossett, 1964-69 Mike Lansford, 1984-89 Bob Waterfield, 1945-50 Jeff Wilkins, 2002-07 Greg Zuerlein, 2012-2017
5	David Ray, 1970-74
4	Danny Villaneuva, 1960-63 Tony Zendejas, 1991-94

POINTS

Career

1,223	Jeff Wilkins, 1997-2007 (428 pat, 265 fg)
789	Mike Lansford, 1982-90 (315 pat, 158 fg)
753	Greg Zuerlein, 2012-present (222 pat, 177 fg)

Season

163	Jeff Wilkins, 2003 (39 fg, 46 pat)
160	Marshall Faulk, 2000 (26 td, 2 two-point conv.)
158	Greg Zuerlein, 2017 (36 fg, 35 pat)

Season, Rookie

120	Eric Dickerson, 1983 (20 td)
118	Frank Corral, 1978 (31 pat, 29 fg)
95	Greg Zuerlein, 2012 (26 pat, 23 fg)

Game

24	Bob Shaw, vs. Washington, 12/11/49 (4 td) Elroy Hirsch, vs. New York Yanks, 9/28/51 (4 td) Harold Jackson, vs. Dallas, 10/14/73 (4 td) Az-Zahir Hakim, at Cincinnati, 10/3/99 (4 td) Isaac Bruce, vs. San Francisco, 10/10/99 (4 td) Marshall Faulk, at San Francisco, 10/29/00 (4 td) Marshall Faulk, vs. Minnesota, 12/10/00 (4 td) Marshall Faulk, at Tampa Bay, 12/18/00 (4 td) Marshall Faulk, vs. Indianapolis, 12/30/01 (4 td) Marshall Faulk, vs. Seattle, 10/20/02 (4 td) Steven Jackson, at Minnesota, 12/31/06 (4 td) Todd Gurley II, at Seattle, 12/17/17 (4 td)
23	Greg Zuerlein, at Dallas, 10/1/17 (7 fg, 2 pat)
22	Todd Gurley II, vs. Arizona 9/16/18 (3 td, 2-2pt.)
21	Jeff Wilkins, vs. San Diego, 10/1/00 (5 fg, 6 pat)

Game, Opponent

26	Gordy Soltau, at San Francisco, 10/28/51 (3 td, 1 fg, 5 pat)
24	Many times, last by Ron Moore, at Phoenix, 12/4/93 (4 td)
21	Two times, last by Rich Karlis, at Minnesota, 11/15/89 (7 fg)

TOUCHDOWNS

Career

85	Marshall Faulk, 1999-2006 (58 r, 27 p)
84	Isaac Bruce, 1994-2007 (84 p)
74	Torry Holt, 1999-2008 (74 p)

Season

26	Marshall Faulk, 2000 (18 r, 8 p)
21	Todd Gurley II, 2018 (17 r, 4 p)
	Marshall Faulk, 2001 (12 r, 9 p)

Game

4	Bob Shaw, vs. Washington, 12/11/49 (4 p) Elroy Hirsch, vs. New York Yanks, 9/28/51 (4 p) Harold Jackson, vs. Dallas, 10/14/73 (4 p) Az-Zahir Hakim, at Cincinnati, 10/3/99 (3p, 1 pr) Isaac Bruce, vs. San Francisco, 10/10/99 (4 p) Marshall Faulk, at San Francisco, 10/29/00 (2 r, 2 p) Marshall Faulk, vs. Minnesota, 12/10/00 (4 r) Marshall Faulk, at Tampa Bay, 12/18/00 (3 r, 1 p) Marshall Faulk, vs. Indianapolis, 12/30/01 (3 r, 1 p) Marshall Faulk, vs. Seattle, 10/20/02 (3 r, 1 p) Steven Jackson, at Minnesota, 12/31/06 (3 r, 1 p) Todd Gurley II, at Seattle, 12/17/17 (3 r, 1 p)
3	Many times, last by Todd Gurley II, at San Francisco, 9/16/18
2	Many times, last by Todd Gurley II, vs. Philadelphia, 12/16/18

Game, Opponent

4	Lenny Moore, at Baltimore, 10/16/60 (4 r)
	Ron Moore, at Phoenix, 12/4/93 (4 r)
3	Many times, last by Torrey Smith, Baltimore, 9/25/11
2	Many times, Last by Wendell Smallwood, Philadelphia, 12/16/18

Most Consecutive Games Scoring Touchdown

13	Todd Gurley II, 2017-18
11	Elroy Hirsch, 1950-51
10	Eric Dickerson, 1983 Greg Bell, 1988-89
9	Marshall Faulk, 2001-02

POINT AFTER ATTEMPTS

Most Attempted, Career

429	Jeff Wilkins, 1997-2007
336	Bob Waterfield, 1945-52
325	Mike Lansford, 1982-90

Most Attempted, Season

64	Jeff Wilkins, 1999
58	Bob Waterfield, 1950
52	Frank Corral, 1980

Most Attempted, Game

9	Bob Waterfield vs. Baltimore, 10/22/50
8	Paige Cothren, vs. San Francisco, 11/9/58 Tom Dempsey, vs. Atlanta, 12/4/76 Chip Lohmiller, vs. Atlanta, 11/10/96
7	Many times, last by Greg Zuerlein, vs. Oak., 11/30/14

Most Made, Career

428	Jeff Wilkins, 1997-2007
315	Bob Waterfield, 1945-52 Mike Lansford, 1982-90
222	Greg Zuerlein, 2012-present

Most Made, Season

64	Jeff Wilkins, 1999
58	Jeff Wilkins, 2001
54	Bob Waterfield, 1950

Most Made, Game

9	Bob Waterfield, vs. Baltimore, 10/22/50
8	Paige Cothren, vs. San Francisco, 11/9/58 Bob Waterfield, at New York Giants, 11/14/48 Bruce Gossett, vs. New York Giants, 11/13/66 Jeff Wilkins, vs. Carolina 11/11/01
7	Greg Zuerlein, vs. Oakland, 11/30/14

Most Made, Game, Opponent

- 8 Tom Feamster, at Baltimore, 11/25/56
- Cliff Patton, at Philadelphia, 10/7/50
- 7 Bob Jencks, vs. Chicago, 10/13/63
- 6 Many times, last by S. Gostkowski, vs. NE, 10/28/12

Most Consecutive Made

- 371 Jeff Wilkins, 1999-2007
- 165 Bruce Gossett, 1965-69
- 102 David Ray, 1970-72

Highest Percentage Made, Career (83 attempts)

- 99.8 Jeff Wilkins, 1997-2007 (403-404)
- 98.7 Josh Brown, 2008-11 (79-80)
- 98.2 Danny Villanueva, 1960-63 (111-113)

Most Made, No Misses, Season

- 64 Jeff Wilkins, 1999
- 58 Jeff Wilkins, 2001
- 51 Mike Lansford, 1989

TWO POINT CONVERSIONS**Most Two Point Conversions, Career**

- 7 Marshall Faulk, 1999-2006
- 3 Isaac Bruce, 1994-2007
- Todd Gurley II, 2015- Present**
- 2 Jerome Bettis, 1993-95
- Tony Banks, 1996-98
- Ricky Proehl, 1998-2002

Most Two Point Conversions, Season

- 2 Jerome Bettis, 1994
- Marshall Faulk, 2000
- Marshall Faulk, 2004
- Todd Gurley II, 2018**
- 1 Many times, last by Sam Bradford, Benny Cunningham & Isaiah Pead, 2013

Most Two Point Conversions, Game

- 2 Marshall Faulk, vs. Atlanta, 10/15/00 (2 runs)
- Todd Gurley II, vs. Arizona, 9/16/18 (2 runs)**
- 1 Many times, last by Jared Cook, vs. San Francisco, 11/01/15

Most Two Point Conversions, Opponent, Season

- 2 Terance Mathis, Atlanta, 1994
- 2 Reggie Bush, New Orleans, 2007

Most Two Point Conversions, Opponent, Game

- 2 Reggie Bush, at New Orleans, 11/11/07 (2 runs)
- 1 Many times, last by Marshawn Lynch, vs. Sea., 9/13/15 (rush)

FIELD GOALS**Most Attempted, Career**

- 328 Jeff Wilkins, 1997-2007
- 217 Mike Lansford, 1982-90
- 212 Greg Zuerlein, 2012-present**

Most Attempted, Season

- 49 Bruce Gossett, 1966
- 47 David Ray, 1973
- 45 David Ray, 1970

Most Attempted, Game

- 7 Bob Waterfield, vs. Detroit, 12/9/51
- Jeff Wilkins, vs. Denver, 9/10/06
- Greg Zuerlein, at Dallas, 10/1/17**
- 6 Five times, last by David Ray, at New Orleans, 11/26/72
- 5 Many times, last by Greg Zuerlein, vs. Denver, 11/17/14

Most Attempted, Opponent, Game

- 7 Rich Karlis, at Minnesota, 11/5/89
- 6 Five times, last by John Carney, vs. New Orleans, 9/26/04
- 5 Many times, last by Blair Walsh, vs MIN, 12/16/12

Most Made, Career

- 265 Jeff Wilkins, 1997-2007
- 177 Greg Zuerlein, 2012-Present**
- 158 Mike Lansford, 1982-90

Most Made, Season

- 39 Jeff Wilkins, 2003
- 38 Greg Zuerlein, 2017**
- 33 Josh Brown, 2010

Most Made, Season, Rookie

- 29 Frank Corral, 1978
- 23 Greg Zuerlein, 2012**
- 18 Bruce Gossett, 1964
- Rafael Septien, 1977

Most Made, Game

- 7 **Greg Zuerlein, at Dallas, 10/1/17**
- 6 Jeff Wilkins, vs. Denver, 9/10/06
- 5 **Four times, last by Greg Zuerlein, vs. Denver, 11/16/14**

Most Made, Opponent, Game

- 7 Rich Karlis, at Minnesota 11/5/89
- 5 Many times, last by C. Catanzaro, at ARI, 10/4/15
- 4 Many times, last by Phil Dawson, at SF, 1/3/16

Most Consecutive Field Goals Made

- 30 Jeff Wilkins, 1999-2001
- 19 Jeff Wilkins, 2003
- 18 Greg Zuerlein, 2016-2017**

Most Consecutive Games, Made Field Goal

- 27 Jeff Wilkins, 2002-04
- 20 David Ray, 1970-71
- 19 Bruce Gossett, 1967-68

Longest Field Goal

- 61 **Greg Zuerlein, at Minnesota 11/8/15**
- 60 **Greg Zuerlein, vs. Seattle, 9/30/12**
- 58 **Greg Zuerlein, vs. Seattle, 9/30/12**
- 57 Jeff Wilkins, vs. Arizona, 9/27/98
- 56 **Four times, Greg Zuerlein most recently, at New Orleans, 11/4/18**

Longest Field Goal, Opponent

- 56 Joe Nedney, vs. San Francisco, 12/24/05
- 55 Adam Vinatieri, vs. New England, 12/13/98
- Jay Feely, at New York Jets, 11/9/08
- 54 Four times, last by Robbie Gould, at Chicago, 9/24/12

Most Made, 50 or More Yards, Career

- 28 **Greg Zuerlein, 2012-Present**
- 26 Jeff Wilkins, 1997-2007
- 15 Josh Brown, 2008-2011
- 8 Tony Zendejas, 1991-94

Most Made, 50 or More Yards, Season

- 7 **Greg Zuerlein, 2012**
- 6 **Greg Zuerlein, 2017**
- Tony Zendejas, 1993
- Josh Brown, 2008
- Josh Brown, 2009
- 4 Jeff Wilkins, 2003, 2004, 2005
- Greg Zuerlein, 2014**

Most Made, 50 or More Yards, Game

- 2 **Seven times, last by Greg Zuerlein, at Min, 11/8/15**
- 1 **Many times, last by Greg Zuerlein, at Oak, 9/10/18**

Most Made, 50 or More Yards, Game, Opponent

- 3 Blair Walsh, vs. Minnesota, 12/16/12
- 2 Tom Dempsey, vs. New Orleans, 12/6/70
- Mick Luckhurst, vs. Atlanta, 10/7/84
- John Carney, vs. New Orleans, 9/26/04
- Nick Folk, vs. New York Jets, 11/19/12

Highest Field Goal Percentage, Career (50 attempts)

- 83.49 Greg Zuerlein, 2012-present (177-212)**
- 81.88 Josh Brown, 2008-11 (104-127)
- 80.79 Jeff Wilkins, 1997-2007 (265-328)
- 79.52 Tony Zendejas, 1991-94 (66-83)

Highest Field Goal Percentage, Season

- 100.0 Tony Zendejas, 1991 (17-17)
- Jeff Wilkins, 2000 (17-17)
- 95.00 Greg Zuerlein, 2017 (38-40)**
- 92.86 Jeff Wilkins, 2003 (39-42)
- 92.59 Greg Zuerlein, 2013 (25-27)**

SAFETIES**Most, Career**

- 3 Kevin Greene, 1985-92
- 2 Fred Dryer, 1972-81
- Jack Youngblood, 1971-84
- Kevin Carter, 1995-2000

Most, Season

- †2 Fred Dryer, 1973

Most, Game

- *2 Fred Dryer, vs. Green Bay, 10/21/73
- 1 **Many players, last by Mark Barron, vs. Green Bay 10/28/18**

Most, Game, Opponent

- 1 Many times, last by John Abraham, at Arizona, 12/8/13

*NFL Record

† Ties NFL Record



RUSHING



Most Seasons Leading Team

8	Steven Jackson, 2005-12
6	Marshall Faulk, 1999-2006
5	Lawrence McCutcheon, 1973-77
4	Dick Bass, 1962-66
	Eric Dickerson, 1983-86

Todd Gurley II, 2015-Present

Most Consecutive Seasons Leading Team

8	Steven Jackson, 2005-12
6	Marshall Faulk, 1999-2006
5	Lawrence McCutcheon, 1973-77
4	Eric Dickerson, 1983-86

Todd Gurley II, 2015-Present



RUSHING ATTEMPTS



Career

2,395	Steven Jackson, 2004-12
1,525	Eric Dickerson, 1983-87
1,447	Marshall Faulk, 1999-2006

Season

404	Eric Dickerson, 1986
390	Eric Dickerson, 1983
379	Eric Dickerson, 1984

Season, Rookie

†390	Eric Dickerson, 1983
294	Jerome Bettis, 1993
250	Zac Stacy, 2013

Game

39	Jerome Bettis, vs. Chicago, 1/2/94
38	Eric Dickerson, at St. Louis, 9/7/86
36	Charles White, at Philadelphia, 9/15/85

Game, Opponent

41	Rodney Hampton, at New York Giants, 9/19/93
	Gerald Riggs, at Atlanta, 11/17/85
35	Lynn Cain, Atlanta, 10/7/84
	Gerald Riggs, Atlanta, 10/12/86
33	Shaun Alexander, at Seattle, 11/13/05
	Maurice Jones-Drew, at Jacksonville, 10/18/09



RUSHING YARDS



Career

10,135	Steven Jackson, 2004-12
7,245	Eric Dickerson, 1983-87
6,959	Marshall Faulk, 1999-2006

Season

*2,105	Eric Dickerson, 1984
1,821	Eric Dickerson, 1986
1,808	Eric Dickerson, 1983

Season, Rookie

1,808	Eric Dickerson, 1983
1,429	Jerome Bettis, 1993
1,106	Todd Gurley II, 2015
973	Zac Stacy, 2013

Game

247	Willie Ellison, vs. New Orleans, 12/5/71
223	Tom Wilson, vs. Green Bay, 12/16/56
221	Greg Bell, vs. Green Bay, 9/24/89

Game, Rookie

223	Tom Wilson, vs. Green Bay, 12/16/56
212	Jerome Bettis, at New Orleans, 12/12/93
199	Eric Dickerson, vs. Detroit, 10/2/83
159	Todd Gurley II, at Green Bay, 10/11/15

Game, Opponent

253	DeMarco Murray, at Dallas, 10/23/11
237	Jim Brown, at Cleveland, 11/24/57
228	Beanie Wells, vs. Arizona, 11/27/11
212	Adrian Peterson, vs. Minnesota, 12/16/12

Longest Run

92t	Kenny Washington, at Chicago Cardinals, 11/2/47
89t	Tre Mason, vs. Oakland, 11/20/14
85t	Eric Dickerson, at New York Jets, 9/25/83
84t	Tom Harmon, at Chicago Bears, 10/13/46

Longest Run, Opponents

91t	DeMarco Murray, at Dallas, 10/23/11
82t	Adrian Peterson, vs. Minnesota, 12/16/12
80	Jamaal Charles, vs. Kansas City, 12/19/10
76t	Najeh Davenport, vs. Green Bay, 10/19/03

Most Seasons, 1,000 or More Yards

8	Steven Jackson, 2005-12
4	Lawrence McCutcheon, 1973-74, 1976-77

3	Eric Dickerson, 1983-86
	Marshall Faulk, 1999-01
	Todd Gurley II, 2015, 2017, 2018
2	Dick Bass, 1962, 1966
	Wendell Tyler, 1979, 1981
	Greg Bell, 1988-89
	Jerome Bettis, 1993-94

Most Consecutive Seasons, 1,000 or More Yards

8	Steven Jackson, 2005-12
4	Eric Dickerson, 1983-86
3	Marshall Faulk, 1999-01

Most Games, 100 or More Yards, Career

38	Eric Dickerson, 1983-87
33	Steven Jackson, 2004-12
27	Marshall Faulk, 1999-2006

Most Games, 100 or More Yards, Season

11	Eric Dickerson, 1984
9	Eric Dickerson, 1983
7	Jerome Bettis, 1993
	Marshall Faulk, 1999
	Steven Jackson, 2009

Most Consecutive Games, 100 or More Yards

6	Eric Dickerson, 1984
5	Eric Dickerson, 1986
4	Eric Dickerson, 1983, 1984
	Jerome Bettis, 1994
	Marshall Faulk, 1999
	Marshall Faulk, 2003
	Steven Jackson, 2009



AVERAGE RUSHING GAIN



Career (500 att.)

5.182	Dan Towler, 1950-55 (674-3,493)
4.833	Paul (Tank) Younger, 1949-57 (682-3,296)
4.809	Marshall Faulk, 1999-2006 (1,447-6,959)

Season (Qualifiers)

7.40	Kenny Washington, 1947 (60-444)
7.26	Skeet Quinlan, 1953 (97-705)
6.77	Dan Towler, 1951 (126-854)

Game (10 att.)

14.6	Dan Towler, at Baltimore, 11/22/53 (14-205)
13.2	Kenny Washington, at Chicago Cardinals, 11/2/47 (11-145)
13.1	Dan Towler, at Green Bay, 10/21/51 (11-144)

Game (10 att.), Opponent

13.8	George Taliaferro, vs. New York Yanks, 11/18/51 (12-166)
13.3	Frank Reagan, vs. New York Giants, 12/1/46 (10-133)
12.6	Delvin Williams, vs. Miami, 11/9/80 (12-151)



RUSHING TOUCHDOWNS



Career

58	Marshall Faulk, 1999-2006
56	Eric Dickerson, 1983-87
56	Steven Jackson, 2004-12

Season

18	Eric Dickerson, 1983
	Marshall Faulk, 2000
17	Todd Gurley II, 2018
16	Greg Bell, 1988
15	Greg Bell, 1989

Season, Rookie

†18	Eric Dickerson, 1983
10	Todd Gurley II, 2015
7	Jerome Bettis, 1993
7	Zac Stacy, 2013
6	Dan Towler, 1952

Game

4	Marshall Faulk, vs. Minnesota, 12/10/00
3	Many times, last by Todd Gurley II, vs. Arizona, 9/16/18

Game, Opponent

4	Jim Brown, at Cleveland, 11/24/57
	Ron Moore, at Phoenix, 12/4/93
3	Many times, last by Maurice Jones-Drew, at Jacksonville, 10/18/09
2	Many times, last by Beanie Wells, at ARI, 11/25/12

PASSING

Most Seasons Leading Team

9	Roman Gabriel, 1963-72
8	Jim Everett, 1986-92 Marc Bulger, 2002-09
6	Norm Van Brocklin, 1950, 1952-1955, 1957

Most Consecutive Seasons Leading Team

9	Roman Gabriel, 1963-72
8	Jim Everett, 1986-92 Marc Bulger, 2002-09
4	Norm Van Brocklin, 1952-1955

PASSER RATING

Highest, Career (1,500 att.)

97.2	Kurt Warner, 1998-2003
84.4	Marc Bulger, 2001-09
79.3	Sam Bradford, 2010-13

Highest, Season (Qualifiers)

109.2	Kurt Warner, 1999
101.8	Trent Green, 2000
101.4	Kurt Warner, 2001

Season, Rookie (Qualifiers)

81.8	Dieter Brock, 1985
76.5	Sam Bradford, 2010
72.4	Bob Waterfield, 1945

PASSING ATTEMPTS

Career

3,313	Roman Gabriel, 1962-72
3,277	Jim Everett, 1986-93
3,171	Marc Bulger, 2001-09

Season

590	Sam Bradford, 2010
588	Marc Bulger, 2006
561	Jared Goff, 2018

Season, Rookie

590	Sam Bradford, 2010
368	Tony Banks, 1996
365	Dieter Brock, 1985

Game

62	Marc Bulger, at New York Giants, 10/2/05
56	Marc Bulger, at San Francisco, 9/11/05
55	Mark Rypien, vs. Buffalo, 12/10/95 Marc Bulger, vs. Chicago, 12/11/06 Sam Bradford, vs. Minnesota, 12/16/12 Sam Bradford, vs. Arizona, 9/12/10 Sam Bradford, at Atlanta, 9/15/13

Game, Opponent

58	Kent Graham, at Arizona, 9/29/96
56	Drew Brees, vs. New Orleans, 12/15/2013
54	Peyton Manning, vs. Denver, 11/16/14
52	Tony Eason, vs. New England, 11/16/86 Neil Lomax, at St. Louis, 11/4/84 Mark Brunell vs. Jacksonville, 10/20/96 Ryan Lindley, at Arizona, 11/25/12

PASSING COMPLETIONS

Career

1,969	Marc Bulger, 2001-09
1,847	Jim Everett, 1986-93
1,705	Roman Gabriel, 1962-72

Season

375	Kurt Warner, 2001
370	Marc Bulger, 2006
364	Jared Goff, 2018

Season, Rookie

354	Sam Bradford, 2010
218	Dieter Brock, 1985
192	Tony Banks, 1996

Game

40	Marc Bulger, at New York Giants, 10/2/05
36	Marc Bulger, vs. San Diego, 11/10/02
35	Dieter Brock, vs. San Francisco, 10/27/85 Kurt Warner, at Seattle, 9/10/00 Marc Bulger, at Green Bay, 11/29/04 Sam Bradford, vs. Minnesota, 12/16/12 Jared Goff, vs. Philadelphia, 12/16/18

Game, Opponent

39	Drew Brees, vs. New Orleans, 12/15/2013
----	---

37	Richard Todd, at New York Jets, 9/25/83 Kent Graham, at Arizona, 9/29/96 Mark Brunell, vs. Jacksonville, 10/20/96
36	Tony Eason, vs. New England, 11/16/86 Josh McCown, vs. Chicago, 11/24/13

Consecutive Passes Completed

20	Case Keenum vs. Detroit Lions, 10/16/16
18	Jim Everett, vs. New York Giants, 11/12/89
16	Jim Everett, vs. Kansas City, 11/10/91

COMPLETION PERCENTAGE

Career (500 att.)

66.4%	Kurt Warner, 1998-2003 (1,688-1,121)
62.1%	Jared Goff, 2016-present (772-1,243)
62.1%	Marc Bulger, 2001-09 (2,924-1,829)

Season (min. 200 att.)

68.7%	Kurt Warner, 2001 (546-375)
67.7%	Kurt Warner, 2000 (347-235)
66.2%	Marc Bulger, 2004 (495-321)

Season, Rookie (min. 100 att.)

60.0%	Sam Bradford, 2010 (590-354)
59.7%	Dieter Brock, 1985 (365-218)
56.3%	Ryan Fitzpatrick, 2005 (135-76)

Game (20 att.)

86.9%	Kurt Warner, vs. San Francisco, 10/10/99 (23-20)
85.7%	Jim Everett, vs. New York Giants, 10/18/92 (21-18)
85.5%	Austin Davis, vs. Seattle, 10/20/14 (20-17)
84.4%	Kurt Warner, vs. Minnesota 12/10/00 (32-27)

Game (20 att.), Opponent

91.3%	Vinny Testaverde, vs. Cleveland, 12/26/93 (21-23)
84.6%	Kerry Collins, vs. New York Giants, 9/15/02 (22-26)
85.7%	Alex Smith, vs. Kansas City, 10/27/14 (24-28)
84.4%	Carson Palmer, at Arizona, 12/8/13 (27-32)

PASSING YARDS

Career

23,758	Jim Everett, 1986-93
22,814	Marc Bulger, 2001-09
22,223	Roman Gabriel, 1962-72

Season

4,830	Kurt Warner, 2001
4,688	Jared Goff, 2018
4,353	Kurt Warner, 1999

Season, Rookie

3,512	Sam Bradford, 2010
2,658	Dieter Brock, 1985
2,544	Tony Banks, 1996

Game

*554	Norm Van Brocklin, vs New York Yanks, 9/28/51
509	Vince Ferragamo, vs. Chicago, 12/26/82
465	Jared Goff, vs. Minnesota Vikings, 9/27/18

Game, Opponent

483	Boomer Esiason, vs. Cincinnati, 10/7/90
478	Patrick Mahomes, vs. Kansas City, 11/19/18
462	Steve Young, vs. San Francisco, 11/28/93

Most Seasons, 3,000 or More Passing Yards

5	Jim Everett, 1988-92
3	Kurt Warner, 1999-01 Marc Bulger, 2003-04, 2006
2	Vince Ferragamo, 1980, 1983 Sam Bradford, 2010, 2012 Jared Goff, 2017, 2018

Most Games, 300 or More Passing Yards, Career

30	Kurt Warner, 1998-2003
27	Marc Bulger, 2001-09
20	Jim Everett, 1986-93

Most Games, 300 or More Passing Yards, Season

9	Kurt Warner, 1999 Kurt Warner, 2001
8	Marc Bulger, 2006
7	Kurt Warner, 2000 Jared Goff, 2018

Most Consecutive Games, 300 or More Passing Yards

6	Kurt Warner, 2000
4	Kurt Warner, 1999 Jared Goff, 2018
3	Jim Everett, 1989, 1991 Mark Rypien, 1995 Marc Bulger, 2006

Longest Pass Completion

- 96t Frank Ryan (to Matson), vs. Pittsburgh, 10/1/61
- 95t Bill Munson (to Pope), vs. Green Bay, 12/3/64
- 94t Jared Goff (to Woods), vs Houston, 11/12/17**

Opponent, Longest Pass Completion

- 98t Jim Hart (to Rashad), at St. Louis, 12/10/72
- 95t Joe Montana (to Taylor), vs. San Francisco, 12/11/89
- 91t Bart Starr (to Dowler), vs. Green Bay, 12/17/60

AVERAGE GAIN PASSING

Career (500 att.)

- 8.56 Kurt Warner, 1998-2003 (1,688-14,447)
- 8.49 Norm Van Brocklin, 1959-57 (1,897-16,114)
- 8.01 James Harris, 1972-76 (652-5,220)

Season (Qualifiers)

- 10.14 Norm Van Brocklin, 1954 (260-2,637)
- 9.88 Kurt Warner, 2000 (347-3,429)
- 9.61 Bob Waterfield, 1945 (172-1,653)

Game (20 att.)

- 15.40 Norm Van Brocklin, at Chicago Bears, 11/16/52
- 15.19 Roman Gabriel, vs. San Francisco, 11/9/69
- 15.03 James Harris, at Miami, 10/3/76

Game (20 att.), Opponent

- 15.86 Ed Brown, vs. Chicago, 10/9/60
- 14.46 Milt Plum, vs. Detroit, 11/1/64
- 14.44 Steve Young, vs. San Francisco, 11/28/93

PASSING TOUCHDOWNS

Career

- 154 Roman Gabriel, 1962-72
- 142 Jim Everett, 1986-92
- 122 Marc Bulger, 2001-09

Season

- 41 Kurt Warner, 1999
- 36 Kurt Warner, 2001
- 32 Jared Goff, 2018**

Season, Rookie

- 18 Sam Bradford, 2010
- 16 Dieter Brock, 1985
- 15 Tony Banks, 1996

Game

- 5 Bob Waterfield, vs. New York Bulldogs, 11/27/49
- Norm Van Brocklin, vs. Detroit, 10/29/50
- Norm Van Brocklin, at New York Yanks, 9/28/51
- Bob Waterfield, vs. Green Bay, 12/16/51
- Roman Gabriel, vs. Cleveland, 12/12/65
- Vince Ferragamo, vs. New Orleans, 11/2/80
- Vince Ferragamo, vs. San Francisco, 10/23/83
- Jim Everett, at New York Giants, 9/25/88
- Kurt Warner, vs. San Francisco, 10/10/99
- Jared Goff, vs. Minnesota, 9/27/18**
- 4 Many times, last by Jared Goff, vs. San Francisco, 12/30/18**

Game, Opponent

- 6 Patrick Mahomes, vs. Kansas City, 11/19/18
- 5 Dan Marino, vs. Miami, 12/14/86
- 4 Jeff George, at Oakland, 9/28/97
- Eli Manning, at New York Giants, 10/2/05
- Tom Brady, vs. New England, 10/28/12
- Drew Brees, vs. New Orleans, 11/20/16
- Carson Wentz vs. Philadelphia, 12/10/17

Most Games, Four or More Touchdowns Passes, Career

- 6 Norm Van Brocklin, 1949-57
- Jim Everett, 1986-93
- 5 Vince Ferragamo, 1977-80, 1982-84
- 4 Roman Gabriel, 1962-72

Most Games, Four or More Touchdowns Passes, Season

- 4 Vince Ferragamo, 1980
- 3 Kurt Warner, 2001
- Jared Goff, 2018**
- 2 Norm Van Brocklin, 1957
- Jim Everett, 1988
- Jim Everett, 1990
- Kurt Warner, 2000
- Jared Goff, 2017**

HAD INTERCEPTED

Career

- 128 Bob Waterfield, 1945-52
- 127 Norm Van Brocklin, 1949-57
- 123 Jim Everett, 1986-93

Season

- 24 Bob Waterfield, 1949
- 23 Vince Ferragamo, 1983
- 22 Bill Wade, 1958
- Kurt Warner, 2001
- Marc Bulger, 2003

Game

- 7 Parker Hall, vs. Green Bay, 11/18/42
- Bob Waterfield, at Green Bay, 10/17/58
- 6 Norm Van Brocklin, vs. Baltimore, 12/4/54
- Bill Wade, vs. Detroit, 10/26/56
- Norm Van Brocklin, vs. Detroit, 10/13/57
- Chris Chandler, at Carolina, 12/12/04
- 5 Norm Van Brocklin, at San Francisco, 10/28/51
- Ryan Fitzpatrick, at Minnesota, 12/11/05
- Gus Frerotte, at Baltimore, 10/14/07

Most Consecutive Passes Attempted, None Intercepted

- 249 Marc Bulger, 2005-06
- 206 Roman Gabriel, 1968-69
- 169 *Sam Bradford, 2010

LOWEST PERCENTAGE PASSES INTERCEPTED

Career (500 att.)

- 2.09 Jared Goff, 2016-Present (1,243-26)**
- 2.15 Sam Bradford, 2010- (1,760-38)
- 2.93 Marc Bulger, 2001-09 (3,171-93)
- 3.38 Roman Gabriel, 1962-72 (3,313-112)

Season (Qualifiers)

- 1.40 Marc Bulger, 2006 (588-8)
- 1.46 Jared Goff, 2017 (477-7)**
- 1.75 Roman Gabriel, 1969 (399-7)

Season, Rookie (Qualifiers)

- 2.54 Sam Bradford, 2010 (590-15)
- 3.56 Dieter Brock, 1985 (365-13)
- 4.07 Tony Banks, 1996 (368-15)

TIMES SACKED

Career

- 279 Roman Gabriel, 1962-72
- 254 Marc Bulger, 2001-09
- 186 Jim Everett, 1986-93

Season

- 51 Dieter Brock, 1985
- 49 Marc Bulger, 2006
- 48 Roman Gabriel, 1966
- Tony Banks, 1996

Game

- 10 Bill Munson, at San Francisco, 12/6/64
- James Harris, vs. San Francisco, 10/11/76
- Roman Gabriel, at Green Bay, 9/25/66
- Tony Banks, vs. San Francisco, 10/25/98
- 7 Many times, Last by Jared Goff vs. Arizona, 1/1/17**

Game, Opponent

- 10 Bob Barry, vs. Atlanta 9/28/65
- 9 Mike Ray, vs. Tampa Bay, 11/5/78
- Dave Wilson, vs. New Orleans, 11/3/85
- Steve Beuerlein, at Los Angeles Raiders, 9/18/88
- Rob Johnson, at Buffalo, 9/20/98
- Kevin Kolb, vs. Arizona, 10/4/12
- 8 Joe Montana, at San Francisco, 12/18/88
- Daunte Culpepper, vs. Minnesota, 11/30/03
- 8 Colin Kaepernick, at San Francisco, 11/3/15

PASS RECEIVING - RECEPTIONS

Most Seasons Leading Team

- 9 Henry Ellard, 1984-93
- 7 Torry Holt, 1999-2008
- 5 Tom Fears, 1948-55

Most Consecutive Seasons Leading Team

- 8 Henry Ellard, 1984-91
- 7 Torry Holt, 2002-08
- 4 Jim Phillips, 1960-63

Career

- 942 Isaac Bruce, 1994-2007
- 869 Torry Holt, 1999-2008
- 593 Henry Ellard, 1983-1993

Season

- 119 Isaac Bruce, 1995
- 117 Torry Holt, 2003
- 102 Torry Holt, 2005

Season, Rookie

- 62 **Cooper Kupp, 2017**
- 54 Eddie Kennison, 1996
- 53 Donnie Avery, 2008

Season, Running Back

- 90 Steven Jackson, 2006
- 87 Marshall Faulk, 1999
- 83 Marshall Faulk, 2001

Game

- 18 Tom Fears, vs. Green Bay, 12/3/50
- 15 Willie Anderson, at New Orleans, 11/26/89
- Isaac Bruce, vs. Miami, 12/24/95
- Danny Amendola, vs. Washington, 9/16/12
- 14 Dick Hoerner, vs. New York Yanks, 11/19/50

Game, Opponent

- 16 Jerry Rice, at San Francisco, 11/20/94
- Keenan McCardell, vs. Jacksonville, 10/20/96
- 13 Larry Centers, at Arizona, 9/29/96
- 12 Andre Rison, at Atlanta, 9/11/94

Most Consecutive Games, Pass Reception

- 153 Torry Holt, 1999-2008
- 81 Henry Ellard, 1986-92
- Marshall Faulk, 1999-2004
- 70 Jim Phillips, 1958-63

Most Seasons 50 or More Pass Receptions

- 11 Isaac Bruce, 1995-97, 1999-2004, 2006-07
- 10 Torry Holt, 1999-2008
- 7 Henry Ellard, 1985, 1987-1991, 1993

RECEIVING YARDS**Most Seasons Leading Team**

- 9 Henry Ellard, 1984-91, 1993
- Torry Holt, 2000-08
- 5 Tom Fears, 1948-55

Most Consecutive Seasons Leading Team

- 9 Torry Holt, 2000-08
- 8 Henry Ellard, 1984-91
- 4 Jim Phillips, 1960-63

Career

- 14,109 Isaac Bruce, 1994-2007
- 12,660 Torry Holt, 1999-2008
- 9,761 Henry Ellard, 1983-93

Season

- 1,781 Isaac Bruce, 1995
- 1,696 Torry Holt, 2003
- 1,635 Torry Holt, 2000

Season, Rookie

- 924 Eddie Kennison, 1996
- 869 **Cooper Kupp, 2017**
- 788 Torry Holt, 1999

Season, Running Back

- 1,049 Marshall Faulk, 1999
- 830 Marshall Faulk, 2000
- 825 Amp Lee, 1997

Game

- *336 Willie Anderson, at New Orleans, 11/26/89
- 303 Jim Benton, at Detroit, 11/22/45
- 238 Harold Jackson, vs. Dallas, 10/14/73

Game, Rookie

- 226 Eddie Kennison, at Atlanta, 12/15/96
- 208 Jim Phillips, at Green Bay, 11/16/58
- 163 Donnie Avery, at New England, 10/26/08

Game, Opponent

- 286 John Taylor, vs. San Francisco, 12/11/89
- 257 Billy Wilson, vs. San Francisco, 10/3/54
- 241 Jerry Rice, at San Francisco, 12/9/85

Longest Pass Reception

- 96t Ollie Matson (from Frank Ryan), vs. Pittsburgh, 10/1/61
- 95t Bucky Pope (from Bill Munson), vs. Green Bay, 12/13/64
- 94t **Robert Woods (from Jared Goff), vs. Houston, 11/12/17**

Most Seasons, 1,000 or More Yards Pass Receiving

- 8 Isaac Bruce, 1995-96, 1999-2002, 2004 2006
- 8 Torry Holt, 2000-07
- 4 Henry Ellard, 1988-91

Most Games, 100 or More Yards Pass Receiving, Career

- 46 Torry Holt, 1999-2008
- 43 Isaac Bruce, 1994-2007
- 26 Henry Ellard, 1983-93

Most Games, 100 or More Yards Pass Receiving, Season

- 10 Torry Holt, 2003
- 9 Isaac Bruce, 1995
- 8 Elroy Hirsch, 1951
- Torry Holt, 2000

Most Consecutive Games, 100 or More Yards, Pass Receiving

- 6 Isaac Bruce, 1995
- 5 Elroy Hirsch, 1951
- Bob Boyd, 1954
- 4 Isaac Bruce, 2004
- 3 **Brandin Cooks, 2018**

Most Consecutive Games, 150 or More Yards, Pass Receiving

- 3 Isaac Bruce, 1995
- 2 Tom Fears, 1950-51
- Torry Holt, 2000, 2003, 2004

AVERAGE GAIN - RECEIVING**Career (150 receptions)**

- 20.5 Bob Boyd, 1950-57 (176-3,611)
- 20.3 Willie Anderson, 1988-94 (259-5,246)
- 18.3 Elroy Hirsch, 1949-57 (343-6,289)

Game (3 receptions)

- *63.0 Torry Holt, at Atlanta, 9/24/00 (3-189)
- 50.3 Jack Snow, at Baltimore, 10/15/67 (3-151)
- 49.7 Bob Boyd, at Green Bay, 10/17/54 (3-149)

Game (3 receptions), Opponent

- 55.3 Koren Robinson, vs. Seattle, 10/20/02 (3-166)
- 49.3 Charley Taylor, vs. Washington, 10/22/67 (3-148)
- 44.0 Charles Wilson, vs. Tampa Bay, 12/11/94 (4-176)

RECEIVING TOUCHDOWNS**Career**

- 84 Isaac Bruce, 1994-2007
- 74 Torry Holt, 1999-2008
- 53 Elroy Hirsch, 1949-57

Season

- 17 Elroy Hirsch, 1951
- 13 Harold Jackson, 1973
- Isaac Bruce, 1995
- 12 Isaac Bruce, 1999
- Torry Holt, 2003

Season, Rookie

- 10 Bucky Pope, 1964
- 8 Eddie Kennison, 1996
- 6 Leon Clarke, 1956
- Torry Holt, 1999

Game

- 4 Bob Shaw, vs. Washington, 12/11/49
- Elroy Hirsch, at New York Yanks, 9/28/51
- Harold Jackson, vs. Dallas, 10/14/73
- Isaac Bruce, vs. San Francisco, 10/10/99
- 3 Many times, Last by Torry Holt, vs. Seattle, 10/15/06
- 2 **Many times, Last by Brandin Cooks and Josh Reynolds vs. Kansas City 12/30/18**

Game, Opponent

- 4 Mike Ditka, vs. Chicago, 10/13/63
- 3 Many times, last by Torrey Smith, vs. Baltimore, 9/25/11
- 2 Many times, last by Tyreek Hill and Chris Conley, vs. Kansas City, 11/19/18

Most Consecutive Games, Touchdown

- 11 Elroy Hirsch, 1950-51
- 6 Henry Ellard, 1988-89
- 5 Jim Benton, 1938-39
- Jack Snow, 1967-68
- Harold Jackson, 1973
- Torry Holt, 2003, 2006

PUNTING**Career**

- 542 **Johnny Hekker, 2012-present**
- 449 Donnie Jones, 2007-11
- 432 Dale Hatcher, 1985-89, 1991

Season

- 105 Donnie Jones, 2011
- 98 **Johnny Hekker, 2016**
- 97 Dale Hatcher, 1986
- 96 **Johnny Hekker, 2015**

Season, Rookie

- 93 Ken Clark, 1979
- 87 Dale Hatcher, 1985
- 82 Johnny Hekker, 2012**
- 77 Rusty Jackson, 1976

Game

- 12 Parker Hall, vs. Green Bay, 11/26/39
- Rusty Jackson, at San Francisco, 11/21/76
- 11 Danny Villanueva, vs. Dallas, 9/30/62
- Danny Villanueva, at Pittsburgh, 9/13/64
- Donnie Jones, vs. San Francisco, 1/3/2010
- 10 Many times, last by Johnny Hekker, at San Francisco, 9/12/16**

Game, Opponent

- 14 George Taliaferro, vs. New York Yanks, 9/28/51
- 11 Tom Girard, vs. Green Bay, 12/3/50
- Gerry Collins, vs. Cleveland, 12/12/65
- Bobby Joe Green, at Chicago, 12/2/73
- Tom Wittum, at San Francisco, 11/21/76
- Hermon Weaver, at Seattle, 11/4/79
- 10 Many times, Last by Tommy Barnhardt, at New Orleans, 11/26/89

Longest Punt

- 88 Bob Waterfield, at Green Bay, 10/17/48
- 86 Bob Waterfield, at Green Bay, 10/5/47
- 80 Donnie Jones, at Seattle, 10/21/07
- Parker Hall, vs. Philadelphia 12/3/39

Longest Punt, Opponent

- 76 Sammy Baugh, at Washington, 11/5/44
- 75 Sam Baker, vs. Dallas, 9/30/62
- 74 Jack Jacobs, at Green Bay, 10/5/47

AVERAGE GROSS YARDS PUNTING

Career (250 punts)

- 47.0 Johnny Hekker, 2012-present (542 - 25,472)**
- 46.6 Donnie Jones, 2007-11 (449 - 20,924)
- 44.3 Danny Villanueva, 1961-64 (296 -13,009)

Season (Qualifiers)

- 50.0 Donnie Jones, 2008 (82-4,100)
- 47.9 Johnny Hekker, 2015 (96-4,601)**
- 47.9 Johnny Hekker, 2017 (65-3,113)**
- 47.8 Johnny Hekker, 2016 (98-4,680)**

Season, Rookie (Qualifiers)

- 45.8 Johnny Hekker, 2012 (82-3,756)**
- 43.6 John Misko, 1982 (45-1,961)
- 43.2 Dale Hatcher, 1985 (87-3,735)

Game (4 punts)

- 56.9 Johnny Hekker, vs. Arizona, 10/4/12 (7-398)**
- 56.4 Johnny Hekker vs. Philadelphia, 12/10/17 (5-282)**
- 56.3 Donnie Jones, vs. Arizona, 11/22/09 (4-225)
- 56.2 Donnie Jones, vs. Buffalo, 9/28/08 (5-281)

Game, Opponent (4 Punts)

- 59.5 Mike Scifres, vs. Chargers, 10/17/10 (6-357)
- 57.3 Fred Morrison, at Chicago Bears, 11/16/52 (4-229)
- 56.8 Sammy Baugh, at Washington, 10/26/41 (6-341)

PUNTS HAD BLOCKED

Career

- 5 Bob Waterfield, 1945-52
- 4 Dale Hatcher, 1985-89, 1991
- 2 Many players, last by John Misko, 1982-84

Season

- 2 Bob Waterfield, 1950
- Jon Kilgore, 1967
- Rusty Jackson, 1976
- Glen Walker, 1978
- Ken Clark, 1979
- 1 Many times, last by Johnny Hekker, 2014**

Most Consecutive Punts, None Blocked

- 425 Donnie Jones, 2007-2011
- 380 Sean Landeta, 1993-96, 2003-04
- 369 Johnny Hekker, 2014-Present**

PUNT RETURNS

Most Seasons Leading Team

- 5 Henry Ellard, 1983-93
- 4 Jon Arnett, 1957-63
- Jim Bertelsen, 1972-76
- 3 Verda (V.T.) Smith, 1949-53
- Woodley Lewis, 1950-55
- Alvin Haymond, 1969-71

- LeRoy Irvin, 1980-89
- Eddie Kennison, 1996-98
- Az-Zahir Hakim, 1998-2001

Most Consecutive Seasons Leading Team

- 5 Henry Ellard, 1983-87
- 4 Jim Bertelsen, 1972-76
- 3 Verda (V.T.) Smith, 1949-51
- Woodley Lewis, 1952-54
- Alvin Haymond, 1969-71
- LeRoy Irvin, 1980-82
- Eddie Kennison, 1996-98
- Az-Zahir Hakim, 1999-2001

PUNT RETURNS

Career

- 158 Tavon Austin, 2013-2017
- 146 LeRoy Irvin, 1980-89
- 135 Henry Ellard, 1983-93

Season

- 56 Eddie Brown, 1979
- 53 Alvin Haymond, 1970
- Todd Kinchen, 1995
- 52 Jackie Wallace, 1978

Season, Rookie

- 42 LeRoy Irvin, 1980
- 30 Tavon Austin, 2013
- 29 Darryl Henley, 1989
- Eddie Kennison, 1996
- 27 Verda (V.T.) Smith, 1949

Game

- 7 Many times, last by Tavon Austin, vs. Atlanta, 12/11/16
- 6 Many times, last by Vernon Turner, vs. New England, 9/13/92
- 5 Many times, last by Danny Amendola, vs. San Francisco, 1/3/2010

Game, Opponent

- 8 Kevin Miller vs. Minnesota, 12/2/79
- DeSean Jackson, at Philadelphia, 9/7/08
- 7 Many times, last by Leon Washington, vs. Seattle, 11/20/11

PUNT RETURN YARDS GAINED

Career

- 1,527 Henry Ellard, 1983-93
- 1,451 LeRoy Irvin, 1980-89
- 1,356 Tavon Austin, 2013-2017

Season

- 618 Jackie Wallace, 1978
- 615 LeRoy Irvin, 1981
- 501 Henry Ellard, 1985

Season, Rookie

- 427 Verda (V.T.) Smith, 1949
- 423 Eddie Kennison, 1996
- 296 Henry Ellard, 1983

Game

- *207 LeRoy Irvin, at Atlanta, 11/14/81
- 145 Tavon Austin, at Indianapolis, 11/10/13
- 143 Tavon Austin, at Washington, 12/7/14

Game, Opponent

- 128 Tyrone Hughes, vs. New Orleans, 10/3/93
- Darrien Gordon, at San Diego, 11/27/94
- 127 Patrick Peterson, at Arizona, 11/6/11
- 125 Dana McLemore, at San Francisco, 11/16/80
- 122 Robert Brooks, at Green Bay, 10/9/94

Longest Punt Return

- *103t Robert Bailey, at New Orleans, 10/23/94
- 98t Tavon Austin, at Indianapolis, 11/10/13
- 90t Dick Bass, vs. Green Bay, 12/17/61
- 90t Stedman Bailey vs. Seattle, 10/19/14
- 88t Tom Harmon, vs. Detroit, 11/23/47
- 88t Nick Miller, vs. Arizona, 11/27/11

Longest Punt Return, Opponent

- 99t Patrick Peterson, at Arizona, 11/6/11
- 94t Darrien Gordon, at Denver, 9/14/97
- 93t Dana McLemore, at San Francisco, 1/2/82
- 90t Nate Burleson, at Seattle, 11/12/06

PUNT RETURN AVERAGE YARDAGE

Career (Min. 75 ret.)

11.4	Az-Zahir Hakim, 1998-2001 (112-1,278)
11.3	Henry Ellard, 1983-93 (135-1,527)
11.1	Danny Amendola, 2009-12 (81-899)

Season (Qualifiers)

18.5	Woodley Lewis, 1952 (19-351)
15.8	Verda (V.T.) Smith, 1949 (27-427)
15.6	Les Horvath, 1948 (13-203)

Season, Rookie (Qualifiers)

15.8	Verda (V.T.) Smith, 1949 (27-427)
14.6	Eddie Kennison, 1996 (29-423)
14.5	Jim Bertelsen, 1972 (16-232)

Game (3 returns)

40.0	Woodley Lewis at Detroit, 10/18/53 (3-120)
39.3	Jon Arnett vs. Chicago, 11/2/58 (3-118)
36.3	Tavon Austin at Indianapolis, 11/10/13 (4-145)
35.8	Tavon Austin, at Washington, 12/7/14 (4-143)
34.7	Henry Ellard at Atlanta, 10/22/84 (3-104)

Game, Opponent (3 returns)

36.0	Art Jones, vs. Pittsburgh, 9/7/41 (3-108)
	George McAfee, at Chicago Bears, 10/10/48 (3-108)
32.0	Tyrone Hughes, vs. New Orleans, 13/3/93 (4-128)
31.8	Patrick Peterson, at Arizona, 11/6/11 (4-127)

PUNT RETURN TOUCHDOWNS

Career

4	LeRoy Irvin, 1980-89
	Henry Ellard, 1983-91
3	Woodley Lewis, 1950-55
	Eddie Kennison, 1996-98
	Tavon Austin, 2013-2017
2	Todd Kinchen, 1992-95
	Az-Zahir Hakim, 1998-2001

Season

3	LeRoy Irvin, 1981
2	Woodley Lewis, 1952
	Henry Ellard, 1984
	Todd Kinchen, 1992
	Eddie Kennison, 1996
1	Many times, last by Tavon Austin, 2015

Season, Rookie

2	Todd Kinchen, 1992
	Eddie Kennison, 1996
1	Verda (V.T.) Smith, 1949
	Henry Ellard, 1983
	Tavon Austin, 2013

Game

†2	Leroy Irvin, at Atlanta, 10/11/81
	Todd Kinchen, vs. Atlanta, 12/27/92
1	Many times, last by Tavon Austin, at GB., 10/11/15

Game, Opponent

2	Jack Christiansen, vs. Detroit, 10/14/51
1	Many times, last by Patrick Peterson, vs. Ari. 11/25/11

KICKOFF RETURNS

Most Seasons Leading Team

5	Ron Brown, 1984-89, 1991
3	Benny Cunningham, 2014-16
	Fred Gehrke, 1940, 1945-49
	Jon Arnett, 1957-63
	Cullen Bryant, 1973-82, 1987
	Drew Hill, 1979-84
	Barry Redden, 1982-86
	Tony Horne, 1998-00
2	Woodley Lewis, 1950-55
	Carver Shannon, 1962-64
	Willie Ellison, 1967-72
	Ron Smith, 1968-69
	Vernon Turner, 1991-92
	J.T. Thomas, 1995-98
	Arlen Harris, 2003-04
	Dante Hall, 2007-08
	Danny Amendola, 2009-10

Most Consecutive Seasons Leading Team

5	Ron Brown, 1985-89
3	Benny Cunningham, 2014-16
	Drew Hill, 1979-81

	Barry Redden, 1982-84
	Tony Horne, 1998-00
2	Woodley Lewis, 1953-54
	Carver Shannon, 1963-64
	Ron Smith, 1968-69
	Vernon Turner, 1991-92
	Arlen Harris, 2003-04
	Dante Hall, 2007-08
	Danny Amendola, 2009-10

KICKOFF RETURN TOTALS

Career

171	Drew Hill, 1979-84
169	Ron Brown, 1984-89, 1991
143	Tony Horne, 1998-2000

Season

66	Danny Amendola, 2009
60	Drew Hill, 1981
57	Tony Horne, 2000

Season, Rookie

56	Tony Horne, 1998
51	Arlen Harris, 2003
49	David Thompson, 1997

Game

9	Danny Amendola, at Tennessee, 12/13/09
8	Tony Horne, at Kansas City, 10/22/00
	Chris Johnson, at Indianapolis, 10/17/05
	Derek Stanley, vs. Pittsburgh, 12/20/07
	Danny Amendola, vs. Green Bay, 9/27/09
7	Many times, last by Danny Amendola, vs. Atlanta, 11/21/10

Game, Opponent

8	DeRon Jenkins, vs. San Diego, 10/1/00
	Bethel Johnson, at Minnesota, 12/31/06
	Pierre Thomas, at New Orleans, 11/11/07
7	Tim Dwight, at Atlanta, 10/17/99
	Dino Philyaw, vs. New Orleans, 11/28/99
	Dino Philyaw, at New Orleans, 12/12/99
	Steve Smith, vs. Carolina, 11/11/01
	Maurice Morris, vs. Seattle, 10/20/02
	Kevin Kasper, vs. Arizona, 12/15/02
6	Many times, last by LaRod Stephens-Howling, vs. Arizona, 12/5/10

KICKOFF RETURN YARDS

Career

3,918	Ron Brown, 1984-89, 1991
3,577	Tony Horne, 1998-2000
3,438	Drew Hill, 1979-84

Season

1,618	Danny Amendola, 2009
1,379	Tony Horne, 2000
1,306	Tony Horne, 1998

Season, Rookie

1,306	Tony Horne, 1998
1,175	Arlen Harris, 2003
1,110	David Thompson, 1997

Game

267	Tony Horne, at Kansas City, 10/22/00
229	Derek Stanley, vs. Pittsburgh, 12/20/07
217	Danny Amendola, at Tennessee, 12/13/09

Game, Opponent

304	Tyrone Hughes, at New Orleans, 10/23/94
294	Wally Triplett, vs. Detroit, 10/29/50
252	Steve Smith, vs. Carolina, 11/11/01

Longest Kickoff Return

105t	Jon Arnett, vs. Detroit, 10/29/61
	Travis Williams, vs. New Orleans, 12/5/71
103t	Tom Wilson, at Baltimore, 11/25/56
	Tony Horne, vs. Atlanta 10/15/00
	Pharoh Cooper, at Jacksonville, 10/15/17
102t	Tony Horne, vs. Atlanta, 11/29/98
102	Benny Cunningham, vs. TB 12/17/15

Longest Kickoff Return, Opponent

105t	Abe Woodson, vs. San Francisco, 11/8/53
	Stefan Logan, at Detroit, 10/10/10
104t	Travis Williams, vs. Green Bay, 12/9/67
103t	Russ Craft, vs. Philadelphia, 10/7/50

KICKOFF RETURN AVERAGE YARDAGE

Career (Min. 75 returns)

27.1	Benny Cunningham, 2013-present (95-2,575)
26.3	Ron Brown, 1984-89, 91 (149-3,918)
24.7	Tony Horne, 1998-2000 (143-3,575)
23.8	Woodley Lewis, 1950-55 (109-2,575)

Season (Qualifiers)

33.7	Verda (V.T.) Smith, 1950 (22-742)
32.8	Ron Brown, 1985 (28-918)
31.8	Tom Wilson, 1956 (15-477)

Season, Rookie (Qualifiers)

31.8	Tom Wilson, 1956 (15-477)
28.0	Jon Arnett, 1957 (18-504)
27.1	Ron Waller, 1955 (17-461)

Game (3 returns)

51.7	Tommy Wilson, vs. Green Bay, 12/6/59
51.5	Tony Horne, vs. Atlanta, 11/29/98
50.3	Verda (V.T.) Smith, vs. Detroit 10/29/50

Game, Opponent (3 returns)

73.5	Wally Triplett, vs. Detroit, 10/29/50
52.7	Abe Woodson, vs. San Francisco, 11/8/53
51.8	Joe Scott, at New York Giants, 11/14/78

KICKOFF RETURN TOUCHDOWNS

Career

4	Ron Brown, 1984-89, 1991 Tony Horne, 1998-2000
3	Verda (V.T.) Smith, 1949-53 Cullen Bryant, 1973-82, 1987
2	Jon Arnett, 1957-63

Season

3	Verda (V.T.) Smith, 1950 Ron Brown, 1985
2	Tony Horne, 1999
1	Many times, last by Pharoh Cooper, 2017

Game

†2	Ron Brown, vs. Green Bay, 11/24/85
1	Many times, last by Pharoh Cooper, at Jax, 10/15/17

Game, Opponent

2	Tyrone Hughes, at New Orleans, 10/23/94 Devin Hester, vs. Chicago, 12/11/06
1	Many times, last by Knile Davis, at Kansas City, 10/16/14

FIELD GOAL RETURNS

Longest Field Goal Return

99t	Jerry Williams, vs. Green Bay, 12/16/51
-----	---

Longest Field Goal Return, Opponent

83t	Kevin Ross, vs. Atlanta, 10/12/95
-----	-----------------------------------

COMBINED KICK RETURNS - MOST RETURNS

Career

215	Woodley Lewis, 1950-55
207	Danny Amendola, 2009-12
183	Tavon Austin, 2013-present

Season

97	Danny Amendola, 2009
90	Danny Amendola, 2010
88	Alvin Haymond, 1970 Todd Kinchen, 1995

COMBINED KICK RETURNS - YARDS GAINED

Game

294	Woodley Lewis, at Detroit, 10/18/53
267	Tony Horne, at Kansas City, 10/22/00
262	Dante Hall, at Dallas, 9/30/07

Game, Opponent

347	Tyrone Hughes, at New Orleans, 10/23/94
294	Wally Triplett, vs. Detroit, 10/29/50
267	Steve Smith, vs. Carolina, 11/11/01

COMBINED KICK RETURNS - TOUCHDOWNS

Career

4	Verda (V.T.) Smith, 1949-53 Woodley Lewis, 1950-55 LeRoy Irvin, 1980-89 Henry Ellard, 1983-91 Ron Brown, 1984-89, 1991 Tony Horne, 1998-2000
---	---

3	Jon Arnett, 1957-63 Cullen Bryant, 1973-82, 1987 Eddie Kennison, 1996-1998
2	Fred Gehrke, 1940, 1945-49 Tom Kalmanir, 1949-51 Todd Kinchen, 1992-95 Az-Zahir Hakim, 1998-2001

COMBINED NET YARDAGE - ATTEMPTS

Includes rushing, receiving, interception returns, kickoff returns, punt returns, and fumble returns.

Career

2,806	Steven Jackson, 2004-12
1,919	Marshall Faulk, 1999-2006
1,648	Eric Dickerson, 1983-87

Season

442	Eric Dickerson, 1983
436	Steven Jackson, 2006
432	Eric Dickerson, 1986

Season, Rookie

*442	Eric Dickerson, 1983
320	Jerome Bettis, 1993
250	Todd Gurley II, 2015

Game

44	Jerome Bettis, vs. Chicago, 1/2/94 (ru 39, re 5)
39	Five times, last by Steven Jackson, vs. Washington, 12/24/06 (ru 33, re 6)
38	Jerome Bettis, at Kansas City, 9/25/94 (ru 35, re 2)

COMBINED NET YARDAGE - YARDS

Career

14,311	Isaac Bruce, 1994-2007
13,538	Steven Jackson, 2004-12
12,732	Torry Holt, 1999-2008

Season

2,429	Marshall Faulk, 1999
2,401	Steven Jackson, 2006
2,259	Eric Dickerson, 1984

Season, Rookie

2,212	Eric Dickerson, 1983
1,801	Eddie Kennison, 1996
1,673	Jerome Bettis, 1993

Game

336	Willie Anderson, at New Orleans, 11/26/89
314	Tavon Austin, at Indianapolis, 11/10/13
303	Jim Benton, vs. Detroit, 11/22/45
286	Marshall Faulk, vs. Atlanta, 10/15/00

INTERCEPTIONS

Career

46	Ed Meador, 1959-70
37	Nolan Cromwell, 1977-87
34	LeRoy Irvin, 1980-89

Season

*14	Dick (Night Train) Lane, 1952
12	Woodley Lewis, 1950
11	Will Sherman, 1955

Season, Rookie

*14	Dick (Night Train) Lane, 1952
12	Woodley Lewis, 1950
9	George Sims, 1949 Don Burroughs, 1955

Game

3	Many times, last by Keith Lyle, at Atlanta, 12/15/96
2	Many times, last by Cory Littleton, vs. SF, 12/30/18

Game, Opponent

4	Dave Baker, vs. San Francisco, 12/4/60
3	Many times, last by Adrian Wilson and Kerry Rhodes, vs. Arizona, 9/12/10
2	Many times, last by Patrick Peterson, at Arizona, 11/9/14

Consecutive Games Intercepted By

6	Will Sherman, 1954-55
5	Dick (Night Train) Lane, 1952
4	Nolan Cromwell, 1980 Kirk Collins, 1983 Oshiomogho Atogwe, 2007 Trumaine Johnson, 2015

INTERCEPTION YARDS GAINED

Career

671	Nolan Cromwell, 1977-87
654	LeRoy Irvin, 1980-89
547	Ed Meador, 1959-70

Season

298	Dick (Night Train) Lane, 1952
275	Woodley Lewis, 1950
205	Travis Fisher, 2003

Season, Rookie

298	Dick (Night Train) Lane, 1952
275	Woodley Lewis, 1950
152	Jack Morris, 1958

Game

107	Aaron Martin, vs. San Francisco, 10/18/64
106	Anthony Parker, vs. Jacksonville, 10/20/96
99	Johnnie Johnson, vs. Green Bay, 9/21/80
	Janoris Jenkins at San Diego, 11/23/14

Game, Opponent

111	Ace Parker, vs. Brooklyn, 11/17/40
108	Felix Wright, vs. Cleveland, 10/26/87
105	Malcolm Jenkins, at New Orleans, 12/12/10

Longest Returns

99t	Johnnie Johnson, vs. Green Bay, 9/21/80
99t	Janoris Jenkins, at San Diego, 11/23/14
98t	Alec Ogletree, at Houston, 10/13/13
97t	Herb Rich, vs. Dallas Texans, 11/2/52
	Bobby Smith, vs. San Francisco, 10/18/64
95t	Will Sherman, vs. Green Bay, 12/16/56

Longest Return, Opponent

101t	Richie Pettibon, at Chicago, 12/9/62
	Henry Carr, vs. New York Giants, 11/13/66
99t	Tim Lewis, at Green Bay, 11/18/84
97t	Dominique Rodgers-Cromartie, at Arizona, 12/7/08
	Reggie Rutland, at Minnesota, 12/15/91

INTERCEPTION TOUCHDOWNS

Career

5	Ed Meador, 1959-70
	LeRoy Irvin, 1980-89
	Janoris Jenkins, 2012-2015
4	Jack Pardee, 1957-70
	Jim Youngblood, 1973-84
	Rod Perry, 1975-82
	Nolan Cromwell, 1977-87
	Johnnie Johnson, 1980-89

Season

3	Monte Jackson, 1976
	Rod Perry, 1978
	Janoris Jenkins, 2012

FUMBLES - OPPONENTS' FUMBLES RECOVERED

Career

19	Johnnie Johnson, 1980-89
18	Ed Meador, 1959-70
17	Nolan Cromwell, 1977-87

Season

5	Andy Robustelli, 1955
	Bill Jabko, 1959
	Ed Meador, 1961
	Johnnie Johnson, 1981
	Brian Young, 2003
4	Many times, last by Anthony Parker, 1995
3	Many times, last by William Hayes, 2013

Longest Fumble Return

98t	Toby Wright, at New Orleans, 10/23/94
94t	Keith Lyle, at Atlanta, 9/24/00
93t	Adam Archuleta, vs. Tampa Bay, 10/18/04

Longest Fumble Return, Opponent

85t	Eric Hill, vs. Phoenix, 9/1/91
84t	Larry Brink, vs. Chicago Bears, 11/28/54
82t	Donnie Edwards, vs. San Diego, 11/10/02

FUMBLES - OPPONENTS' FUMBLES RET. FOR TD

Career

2	Jack Dwyer, 1952-54
	Toby Wright, 1994-97
	Leonard Little, 1998

1	Mike Jones, 1997-2000
	Devin Bush, 1999-2001
	Dre' Bly, 1999-2002
	Aeneas Williams, 2001-04
	Adam Archuleta, 2001-05
	Victor Adeyanju, 2006
	Oshiomogho Aogwe, 2008
	Janoris Jenkins, 2012
	<i>Daren Bates, 2013</i>
	Chris Long, 2013
	Robert Quinn, 2013
	Rodney McLeod, 2015
	Akeem Ayers, 2015
	Ethan Westbrooks, 2016
	Samson Ebukam, 2018

SACKS

Career (Unofficial)

159.5	David (Deacon) Jones, 1961-71
151.5	Jack Youngblood, 1971-84
94.0	Merlin Olsen, 1962-76

Season

22.0	David (Deacon) Jones, 1964 - unofficial
	David (Deacon) Jones, 1968 - unofficial
20.5	Aaron Donald, 2018
19.0	Robert Quinn, 2013
18.0	Jack Youngblood, 1979

Season, Rookie

9.0	Aaron Donald, 2014
8.0	David (Deacon) Jones, 1961
6.0	Kevin Carter, 1995
5.0	Sean Gilbert, 1992
	Robert Quinn, 2011

Game

5.0	Gary Jeter, at Los Angeles Raiders, 9/18/88
4.5	Kevin Greene, at San Francisco, 12/18/88
4.0	Aaron Donald, at San Francisco, 10/21/18
	Sean Gilbert, vs. Pittsburgh, 9/12/93
	Leonard Little, vs. Minnesota, 11/30/03
3.0	Many Times, last Aaron Donald, at Arizona, 12/23/18
	Game, Opponent
4.0	Edmund Nelson, vs. Pittsburgh, 9/16/84
	Roy Barker, vs. San Francisco 10/25/98
	Darryl Tapp, at Seattle 10/21/07
3.0	Many times, last by Chris Clemons, vs. Seattle, 11/20/11

TACKLES - COMBINED TACKLES

Career

1,015	James Laurinaitis, 2009-2015
915	Merlin Olsen, 1962-76
897	Jack Reynolds, 1970-80
896	David (Deacon) Jones, 1961-71

Season

193	London Fletcher, 2000
189	London Fletcher, 2001
185	Jim Collins, 1984

BLOCKED PUNTS

Career

10	Ed Meador, 1959-70
8	Jack Youngblood, 1971-84
	David (Deacon) Jones, 1961-71
6	Ivory Sully, 1979-84
	Nolan Cromwell, 1977-87

Season

4	Ed Meador, 1964
3	Ed Meador, 1962
	Irv Cross, 1966
	Tony Guillory 1967
	Nolan Cromwell, 1987
2	Cory Littleton, 2018

TEAM RECORDS



GAMES WON

Most Consecutive Games Won (Including postseason)	
11	1969
8	1952, 1967, 2001, 2018
7	1978, 1985, 1999, 2003
Most Games Won, Season (Regular Season)	
14	2001
13	1999, 2018
12	1973, 1975, 1978, 2003, 2018
Most Consecutive Games Won, Season (Including postseason)	
11	1969
8	1952, 1967, 2001, 2018
7	1978, 1985, 1999, 2003
Most Consecutive Home Games Won (Regular Season)	
15	2002-04
13	1998-2000
11	1973-74, 1976-78
Most Consecutive Road Games Won (Regular Season)	
9	2000-02
7	1967-68
	1968-69
	1975-76
	2017-18

GAMES LOST

Most Consecutive Games Lost (Regular Season)	
17	2008-09
12	1937-38, 1959-60
11	1991-92
Most Consecutive Home Games Lost (Regular Season)	
14	2008-10
11	1961-63
8	1997-98
Most Consecutive Away Games Lost (Regular Season)	
12	1991-92
10	1961-62
9	1956-57, 1964-65, 2008-09

SCORING

Most Points, Season	
540	2000
527	2018
526	1999
Most Points, Opponent, Season	
471	2000
465	2008
438	2007
Fewest Points, Season	
75	1937
116	1941
131	1938
Fewest Points, Opponent, Season	
135	1975
136	1945
146	1977
Most Points, Game	
70	vs. Baltimore, 10/22/50
65	vs. Detroit, 10/29/50
59	vs. Atlanta, 12/4/76
	vs. Atlanta, 11/10/96
Most Points, Opponent, Game	
56	at Philadelphia, 10/8/50
	at Baltimore, 11/25/56
54	at Kansas City, 10/22/00
52	vs. Chicago, 10/13/63
Most Points, Both Teams, Game	
105	Rams 54, Kansas City 51, 11/19/18
97	Rams 70, Baltimore 27, 10/22/50
89	Rams 52, New York Giants 37, 11/14/48
	Rams 65, Detroit 24, 10/29/50
Fewest Points, Both Teams, Game	
6	Many times, last at New Orleans 6, Rams 0, 11/9/86
7	vs. Chicago Cardinals 7, Rams 0, 11/23/41
	at Chicago Cardinals 7, Rams 0, 9/13/42

9	at Green Bay 6, Rams 3, 11/14/65
	Rams 9, at Cleveland 0, 11/27/77
Most Points Overcome to Win Game	
24	at Tampa Bay, 12/6/92, (trailed 3-27, won 31-27)
22	at Green Bay, 10/12/52, (trailed 6-28, won 30-28)
21	at Green Bay, 11/17/57, (trailed 3-24, won 31-27)
	at Houston, 11/27/05, (trailed 3-24, won 33-27)
Most Points, Opponent, Overcome to Win Game	
23	at Green Bay, 9/12/82, (trailed 23-0, won 35-23)
21	vs. Denver, 12/12/82, (trailed 21-0, won 27-24)
	vs. Dallas, 9/21/14, (trailed 21-0, won 34-31)
18	vs. New Orleans, 10/28/01, (trailed 24-6, won 34-31)
Most Points Overcome to Tie Game	
28	vs. Philadelphia, 10/3/48, (trailed 0-28, tied 28-28)
17	at Chicago Cardinals, 11/15/53, (trailed 17-0, tied 24-24)
14	at Chicago Bears, 10/13/46, (trailed 24-10, tied 24-24)
	at Chicago Cardinals, 11/20/49, (trailed 28-14, tied 28-28)
	at Minnesota, 11/25/62, (trailed 24-10, tied 24-24)
Most Points, First Half	
44	vs. Green Bay, 9/21/80
38	vs. Green Bay, 9/24/89
	vs. Oakland, 11/30/14
36	vs. St. Louis, 12/15/85
Most Points, Opponent, First Half	
42	at Baltimore, 11/25/56
40	at New York Jets, 11/9/08
38	at San Francisco, 10/28/51
Most Points, Both Teams, First Half	
55	vs. New York Yanks, 11/18/51 (Rams 34, Yanks 21)
	vs. Detroit, 10/30/60 (Rams 34, Lions 21)
51	vs. Green Bay, 9/21/80 (Rams 44, Packers 7)
50	vs. Atlanta, 10/15/00 (Rams 29, Falcons 21)
Most Points, Second Half	
41	vs. Detroit, 10/29/50
38	vs. Chicago, 11/4/51
35	vs. Baltimore, 10/22/50
	vs. Green Bay, 12/3/50
	vs. Atlanta, 12/4/76
Most Points, Opponent, Second Half	
35	vs. Minnesota, 11/17/72
	at Green Bay, 9/12/82
33	vs. St. Louis, 9/23/60
31	vs. Cleveland, 10/7/51
	vs. San Francisco, 10/23/83
	vs. Green Bay, 9/24/89
Most Points, Both Teams, Second Half	
59	vs. Kansas City, 11/19/18 (Rams 31, Chiefs 28)
56	vs. Minnesota, 11/17/72 (Vikings 35, Rams 21)
55	vs. Detroit, 10/29/50 (Rams 41, Lions 14)
	at New York Giants, 11/19/50 (Giants 28, Rams 27)
Most Points, First Quarter	
26	vs. Green Bay, 12/12/53
24	vs. Seattle, 10/31/76
	vs. New England, 11/2/80
21	Many times, last vs. Oakland, 11/30/14
Most Points, Opponent, First Quarter	
28	at Oakland, 10/29/72
21	Twice, last vs. Baltimore, 9/25/11
20	at Kansas City, 10/22/00
Most Points, Both Teams, First Quarter	
34	vs. Baltimore, 10/22/50 (Rams 21, Colts 13)
33	vs. Green Bay, 12/12/53 (Rams 26, Packers 7)
28	vs. New Orleans, 12/5/71 (Rams 21, Saints 7)
	at Oakland, 10/29/72 (Raiders 28, Rams 0)
	vs. Dallas, 10/19/08 (Rams 21, Cowboys 7)
	vs. Chicago, 11/24/13 (Rams 21, Bears 7)
Most Points, Second Quarter	
37	vs. Green Bay, 9/21/80
28	at New Orleans, 10/7/79
	at Atlanta, 12/9/79
	vs. Green Bay, 9/24/89
	vs. Indianapolis, 12/30/01
24	vs. Green Bay, 12/14/58

vs. Detroit, 10/30/60
vs. Pittsburgh, 9/22/68

Most Points, Opponent, Second Quarter

28 Many times, last at San Francisco, 11/16/08
24 vs. Arizona, 11/2/08
23 vs. Minnesota, 12/16/12

Most Points, Both Teams, Second Quarter

45 vs. Detroit, 10/30/60 (Rams 24, Lions 21)
44 vs. Green Bay, 9/21/80 (Rams 37, Packers 7)
42 at Detroit, 10/12/58 (Rams 21, Lions 21)

Most Points, Third Quarter

*41 vs. Detroit, 10/29/50
28 vs. Chicago Cards, 11/11/51
21 Many times, last vs. Houston, 11/12/17

Most Points, Opponent, Third Quarter

25 vs. New Orleans, 10/28/01
21 Many times, last at Dallas, 9/30/07
20 Three times, last vs. San Francisco, 10/22/95

Most Points, Both Teams, Third Quarter

48 vs. Detroit, 10/29/50 (Rams 41, Lions 7)
31 at New York Giants, 11/14/48 (Giants 21, Rams 10)
at Chicago, 11/3/86 (Rams 17, Bears 14)
28 Many times, last at Cleveland, 12/12/90 (Rams 14, Browns 14)

Most Points, Fourth Quarter

28 vs. Chicago, 10/26/52
vs. San Francisco, 12/30/02
24 at Green Bay, 10/12/52
at Green Bay, 10/18/59
at Atlanta, 11/19/67
21 Many times, last vs. New Orleans, 10/23/05

Most Points, Opponent, Fourth Quarter

28 vs. San Francisco, 10/23/83
23 at Oakland, 12/18/82
22 vs. Arizona, 11/20/05
at New Orleans, 11/11/07

Most Points, Both Teams, Fourth Quarter

38 at New York Yanks, 11/19/50 (Yanks 21, Rams 17)
35 vs. Minnesota, 11/17/72 (Vikings 21, Rams 14)
vs. San Francisco, 10/23/83 (49ers 28, Rams 7)
vs. Kansas City, 11/19/18 (Chiefs 21, Rams 14)

TOUCHDOWNS

Most Touchdowns, Season

67 2000
66 1999
64 1950

Fewest Touchdowns, Season

10 1937
16 1941
17 2009

Most Touchdowns, Game

†10 vs. Baltimore, 10/22/50
9 vs. Detroit, 10/29/50
8 Five times, last vs. Atlanta 11/10/96

Most Touchdowns, Opponents, Game

8 at Philadelphia, 10/8/50
at Baltimore, 11/25/56
7 at San Francisco, 12/27/87
at Kansas City, 10/22/00
at Kansas City, 12/8/02
at New Orleans, 11/27/16
vs. Kansas City, 11/19/18
6 Many times, last vs. New England, 10/28/12

Most Touchdowns, Both Teams, Game

14 vs. Baltimore, 10/22/50 (Rams 10, Colts 4)
vs. Kansas City, 11/19/18 (Rams 7, Chiefs 7)
12 at New York Giants, 11/14/48 (Rams 7, Giants 5)
vs. Washington, 12/11/49 (Rams 8, Redskins 4)
vs. Detroit, 10/29/50 (Rams 9, Lions 3)
at Kansas City, 10/22/00 (Chiefs 7, Rams 5)
11 Six times, last vs. San Francisco, 10/23/83 (49ers 6, Rams 5)

POINT AFTER TOUCHDOWNS

Most Points After Touchdowns, Season

64 1999
59 1950
58 2000, 2001

Most Points After Touchdowns, Game

*10 vs. Baltimore, 10/22/50
8 vs. Detroit, 10/29/50
vs. San Francisco, 11/9/58
vs. Atlanta, 11/10/96
7 Many times, last vs. Oakland, 11/30/14

Most Points After Touchdowns, Opponent, Game

8 at Philadelphia, 10/8/50
at Baltimore, 11/25/56
7 at San Francisco, 12/27/87
at Kansas City, 12/8/02
at New Orleans, 11/27/16
6 Many times, last vs. Kansas City, 11/19/18

TWO-POINT CONVERSIONS

Most Two-Point Conversions, Season

5 2012, 2018
4 1998, 2000, 2004
3 2013, 2018
2 1994, 1995, 1996, 1999, 2001, 2005

Most Two-Point Conversions, Opponents, Season

7 1997
3 1994, 2000
2 1988, 2007, 2015

Most Two-Point Conversions, Game

*4 vs. Atlanta, 10/15/00
3 vs. Arizona 9/16/18

Most Two-Point Conversions, Opponent, Game

2 at New Orleans, 11/11/07
1 Many times, last vs. San Francisco, 12/30/18

Most Two-Point Conversion Attempts, Season

9 2000
6 1995, 2012
5 1994, 2018

Most Two-Point Conversion Attempts, Opponent, Season

8 1997
6 2000
4 1994, 2007

FIELD GOALS

Most Field Goals Attempted, Season

49 1966
47 1973
45 1970

Most Field Goals Attempted, Opponent, Season

39 2007
38 2010
37 1993, 2011, 2012

Most Field Goals Attempted, Game

7 vs. Detroit, 12/9/51
vs. Denver, 9/10/06
at Dallas, 10/1/17

6 Many times, last at New Orleans, 11/26/72
5 Many times, last vs. New Orleans, 11/26/17

Most Field Goals Attempted, Opponent, Game

7 vs. Baltimore, 12/4/54
vs. Minnesota, 11/5/89
6 Many times, last vs. New Orleans, 9/26/04
5 Many times, last at Baltimore, 11/22/15

Most Field Goals Made, Game

7 at Dallas, 10/1/17
6 vs. Denver, 9/10/06
5 vs. Detroit, 12/9/51
vs. San Diego, 10/1/00
vs. Denver, 11/16/14
4 Many times, last vs. New Orleans, 11/26/17

Most Field Goals Made, Opponent, Game

†7 vs. Minnesota, 11/5/89
5 vs. Dallas, 12/21/87
vs. New Orleans, 9/26/04
at Baltimore, 10/14/07
vs. Minnesota, 12/16/12
4 Many times, last at Tampa Bay, 10/24/10

SAFETIES

Most Safeties, Game

*3 vs. New York Giants, 9/30/84
2 vs. Green Bay, 10/21/73
2 at Arizona, 11/6/11
1 Many times, last vs. Green Bay, 10/28/18

*NFL Record
† Ties NFL Record

Most Safeties, Game, Opponent

2 at San Francisco, 9/8/96
 1 Many times, last at Chicago, 12/9/18


FIRST DOWNS

Most First Downs, Season

401 2018
 380 2000
 357 2001

Most First Downs, Opponent, Season

337 2013
 333 1994
 2009
 329 1996

Fewest First Downs, Season

88 1937
 101 1938
 103 1942

Fewest First Downs, Opponent, Season

116 1944
 124 1939
 129 1945

Most First Downs, Game

38 vs. New York Giants, 11/13/66
 34 vs. New York Yanks, 9/28/51
 vs. Arizona, 9/28/03
 33 vs. Green Bay, 12/16/56
vs. Los Angeles Chargers, 9/23/18
at Arizona Cardinals, 12/23/18

Most First Downs, Opponent, Game

36 vs. Jacksonville, 10/20/96
 32 at San Francisco, 11/20/94
 31 at New Orleans, 11/4/2018
 30 vs. Phoenix, 10/2/88

Most First Downs, Both Teams, Game

58 vs. Chicago Bears, 10/24/54 (Rams 30, Bears 28)
 57 at New York Yanks, 11/19/50 (Rams 32, Yanks 25)
 55 vs. Buffalo, 12/10/95 (Bills 28, Rams 27)
 vs. Minnesota, 12/10/00 (Rams 32, Vikings 23)

Fewest First Downs, Game

2 vs. Washington, 11/21/37
 3 Four times, last at Detroit, 9/24/40
 4 Four times, last at Detroit, 12/14/69

Fewest First Downs, Opponent, Game

1 at Seattle, 11/4/79
 2 vs. Atlanta, 9/23/73
 4 vs. Chicago Cardinals, 9/17/38
 vs. Chicago Cardinals, 10/22/39

Fewest First Downs, Both Teams, Game

12 vs. Chicago Cards, 10/3/37 (Rams 3, Cardinals 9)
 13 at Detroit, 10/15/44 (Rams 7, Lions 7)
 15 Many times, last at San Francisco, 11/21/76
 (Rams 8, 49ers 7)

Most First Downs, Rushing, Season

177 1973
 148 1983
 144 1980

Fewest First Downs, Rushing, Season

†36 1942
 51 1944
 61 1982

Fewest First Downs, Rushing, Opponent, Season

53 1999
 63 1966
 64 1966, 1970

Most First Downs, Rushing, Game

21 at New Orleans, 11/25/73
 19 vs. Atlanta, 12/4/76
 18 Three times, last at Seattle, 11/4/79

Most First Downs, Rushing, Game, Opponent

20 at Washington, 11/25/51
 18 vs. New Orleans, 12/16/79
 vs. Detroit, 9/7/80
 17 at Detroit, 10/12/58

Fewest First Downs, Rushing, Game

0 at San Francisco, 12/6/64
 vs. New York Jets, 11/15/70
 at Detroit, 11/17/91
 at Kansas City, 12/8/02

Fewest First Downs, Rushing, Opponent, Game

0 Many Times, last at Indianapolis, 11/10/13
1 Many Times, last vs. Arizona, 9/16/18
 2 Many times, last vs. Oakland, 11/30/14

Most First Downs, Passing, Season

247 2000
 236 2001
2018

Most First Downs, Passing, Opponent, Season

203 2013
 198 1944
 197 2012

Fewest First Downs, Passing, Season

23 1937
 43 1944
 44 1941

Fewest First Downs, Passing, Opponent, Season

28 1937
 41 1938, 1944
 43 1939

Most First Downs, Passing, Game

23 vs. Minnesota, 12/16/12
 22 at New York Giants, 10/2/05
 21 Many times, last vs. Kansas City, 11/19/18
 20 Many times, last at New Orleans, 11/11/07

Most First Downs, Opponent, Passing, Game

24 vs. Jacksonville, 10/20/96, vs. New Orleans 12/15/13
 23 at Detroit Lions, 9/9/12
 22 vs. Minnesota, 9/27/18

Fewest First Downs, Passing, Game

0 at San Francisco, 10/10/71
 1 Many times, last vs. Detroit, 10/19/86
 2 Many times, last at New Orleans, 9/15/91

Fewest First Downs, Passing, Opponent, Game

0 at Pittsburgh, 11/13/49
 vs. Atlanta, 9/23/73
 1 Many times, last at Seattle, 11/4/79
 2 Many times, last vs. Atlanta, 10/26/86

Most First Downs, Penalty, Season

36 1998
 35 2013
 31 1990, 2018
 29 1981, 2010, 2011, 2017, 2018

Most First Downs, Penalty, Opponent, Season

47 2013
 40 2016
36 2018

Fewest First Downs, Penalty, Season

5 1953
 6 1938
 7 1940, 1942

Fewest First Downs, Penalty, Opponent, Season

4 1938, 1940
 5 1937
 6 1944


NET YARDS GAINED - RUSHING/PASSING

Most Yards Gained, Season

7,075 2000
6,738 2018
 6,690 2001

Most Yards Gained, Opponent, Season

5,965 2009
 5,950 2008
 5,885 2015

Fewest Yards Gained, Season

1,794 1937
 2,253 1938
 2,286 1941

Fewest Yards Gained, Opponent, Season

2,519 1945
 2,717 1937
 2,785 1939

Most Yards Gained, Game

735 vs. New York Yanks, 9/28/51
 614 vs. San Diego, 10/1/00
 613 at New York Yanks, 11/19/50

Most Yards Gained, Opponent, Game

582 vs. Cincinnati, 10/7/90
 574 at Baltimore, 11/25/56

546	vs. Kansas City, 11/19/18
Most Yards Gained, Both Teams, Game	
*1,113	at New York Yanks, 11/19/50 (Rams 636, Yanks 497)
1,001	vs. Kansas City, 11/19/18 (Rams 455, Chiefs 546)
995	vs. San Diego, 10/1/00 (Rams 614, Chargers 381)
Fewest Yards Gained, Game	
58	at Chicago Bears, 11/29/42
81	vs. Chicago Cards 10/3/37
86	vs. Washington, 11/21/37
Fewest Yards Gained, Opponent, Game	
*-7	at Seattle, 11/4/79
63	vs. Green Bay, 10/21/73
68	at Chicago Cards, 10/22/39
Most Consecutive Games, 300 or More Yards	
30	2000-02
29	1949-51
22	1999-2000

RUSHING ATTEMPTS

Most Rushing Attempts, Season

659	1973
621	1977
615	1980

Most Rushing Attempts, Game

65	at Minnesota, 9/19/76
63	at Seattle, 11/4/79
61	vs. New Orleans, 10/16/77

RUSHING YARDS

Most Yards Gained Rushing, Season

2,925	1973
2,864	1984
2,799	1980

Most Yards Gained Rushing, Opponent, Season

2,475	2008
2,440	1961
2,427	2011

Fewest Yards Gained Rushing, Season

798	1938
875	1942
929	1941

Fewest Yards Gained Rushing, Opponent, Season

1,119	1967
1,189	1999
1,202	1982

Most Yards Gained Rushing, Game

371	at New York Yanks, 11/18/51
340	at New Orleans, 11/25/73
337	vs. Carolina, 11/11/01

Most Yards Gained Rushing, Opponent, Game

352	at Washington, 11/25/51
330	at Cleveland, 11/24/57
	vs. Detroit, 9/7/80
307	vs. New Orleans, 11/18/81

Most Yards Gained Rushing, Both Teams, Game

*595	vs. New York Yanks, 11/18/50 (Rams 371, Yanks 224)
548	vs. Minnesota 11/5/61 (Rams 295, Vikings 253)
506	at Green Bay, 10/22/44 (Packers 294, Rams 212)

Fewest Yards Gained Rushing, Game

-29	at Washington, 10/11/42
6	vs. Arizona, 11/20/05
10	at Chicago Bears, 11/29/42

Fewest Yards Gained Rushing, Opponent, Game

1	vs. Chicago Bears, 10/26/52
6	vs. New York Giants, 11/12/89
8	vs. New York Giants, 9/30/84

Fewest Yards Gained Rushing, Both Teams, Game

62	at San Francisco, 12/6/64 (Rams 15, 49ers 47)
78	at Detroit, 11/7/99 (Rams 57, Detroit 21)
82	vs. New Orleans, 9/6/98 (Rams 47, New Orleans 35)

RUSHING TOUCHDOWNS

Most Touchdowns Rushing, Season

28	1950
26	2000
24	1954

Most Touchdowns Rushing, Opponent, Season

26	1961, 2008
24	2009
22	1992, 1996, 2005

Most Touchdowns, Rushing, Game

7	vs. Atlanta, 12/4/76
6	vs. New York Yanks, 11/18/51
5	vs. Chicago, 10/24/54
	at Detroit, 10/12/58
	vs. Minnesota, 12/10/00

Most Touchdowns, Rushing, Opponent, Game

6	vs. Cleveland, 11/24/57
5	vs. Detroit, 10/30/60
	vs. Detroit, 9/7/80
	at Pittsburgh, 11/3/96
4	Many times, last at Indianapolis, 10/17/05

Most Touchdowns Rushing, Both Teams, Game

8	vs. New York Yanks, 11/18/51 (Rams 6, Yanks 2)
7	at Cleveland, 11/24/57 (Rams 1, Browns 6)
	at Detroit, 10/12/58 (Rams 5, Lions 2)
	vs. Atlanta, 12/4/76 (Rams 7, Falcons 0)
	vs. Detroit, 9/7/80 (Rams 2, Lions 5)
6	Many times, last at Tampa Bay, 12/18/00 (Rams 3, Buccaneers 3)

PASSING ATTEMPTS

Most Passes Attempted, Season

635	2002
632	1995
600	2003

Fewest Passes Attempted, Season

168	1937
199	1945
208	1944

Most Passes Attempted, Game

62	at New York Giants, 10/2/05
61	vs. Buffalo, 12/10/95
56	at San Francisco, 9/11/05

Most Passes Attempted, Opponent, Game

64	vs. Philadelphia, 11/6/49
58	at Arizona, 9/29/96
	vs. Atlanta, 12/2/07
	at Tampa Bay, 9/25/16

Most Passes Attempted, Both Teams, Game

97	vs. Chicago, 12/26/99 (Bears 55, Rams 42)
	at New York Giants, 10/2/05 (Rams 62, Giants 35)
96	vs. Cardinals, 9/12/10 (Cardinals 41, Rams 55)
95	vs. Kansas City, 11/19/18 (Rams 49, Chiefs 46)

Fewest Passes Attempted, Game

4	vs. Detroit, 9/10/37
6	vs. Chicago Cards, 11/5/39
	at New York Giants, 11/10/40
8	vs. Chicago Bears, 10/9/38
	at San Francisco, 11/21/76

Fewest Passes Attempted, Opponent, Game

†0	vs. Detroit, 9/10/37
	at Pittsburgh, 11/13/49
6	at Brooklyn, 9/20/39
7	vs. Chicago Cards, 11/5/39
	vs. Baltimore, 12/18/65

Fewest Passes Attempted, Both Teams, Game

4	vs. Detroit, 9/10/37 (Rams 4, Lions 0)
24	vs. Atlanta, 9/23/73 (Rams 15, Falcons 9)
25	Many times, last at Pittsburgh, 11/13/49 (Rams 25, Steelers 0)

PASSING COMPLETIONS

Most Passes Completed, Season

408	2002
392	2005
380	2000

Most Passes Completed, Game

40	at New York Giants, 10/2/05
36	vs. San Diego, 11/10/02
35	vs. San Francisco, 10/27/85
	at Seattle, 9/10/00
	at Green Bay, 11/29/04
	vs. Minnesota, 12/16/12
	vs. Philadelphia, 12/16/18

Most Passes Completed, Opponent, Game

37	at New York Jets, 9/25/83
	vs. Jacksonville, 10/20/96
	at Arizona, 9/29/96
36	vs. New England, 11/16/86

vs. Chicago, 11/24/13
at Tampa Bay, 9/25/16
vs. Minnesota 9/27/18

Most Passes Completed, Both Teams, Game

65 at Atlanta, 9/15/13 (Falcons 31, Rams 24)
64 vs. Kansas City, 11/19/18 (Rams 31, Chiefs 33)
62 vs. Minnesota 9/27/18 (Vikings 36, Rams 26)

Fewest Passes Completed, Game

1 Many times, last at New York Giants, 11/10/40
2 at San Francisco, 10/10/71
3 Many times, last at San Francisco, 11/21/76

Fewest Passes Completed, Opponent, Game

†0 vs. Pittsburgh, 11/13/49
2 Many times, last at Seattle, 11/4/79
3 Many times, last at Chicago, 9/24/72

Fewest Passes Completed, Both Teams, Game

1 vs. Detroit, 9/10/37 (Rams 1, Lions 0)
4 vs. Chicago Bears, 10/9/38 (Rams 1, Bears 3)
6 vs. Chicago Cards, 10/3/37 (Rams 3, Cardinals 3)
vs. Pittsburgh, 10/29/39 (Rams 1, Steelers 5)

PASSING YARDS

Most Yards Gained, Passing, Season

5,492 2000
4,903 2001
4,730 2018

Most Yards Gained, Passing, Opponent, Season

4,106 2018
4,085 2000
4,024 1989

Fewest Yards Gained, Passing, Season

839 1937
1,261 1944
1,352 1941

Fewest Yards Gained, Passing, Opponent, Season

883 1937
1,248 1938
1,249 1939

Most Yards Gained, Passing, Game

541 vs. New York Yanks, 9/28/51
506 vs. Chicago, 12/26/82
465 vs. Minnesota, 9/27/18

Most Yards Gained, Passing, Opponent, Game

483 vs. Cincinnati, 10/7/90
478 vs. Kansas City, 11/19/18
475 vs. San Francisco, 11/28/93

Most Yards Gained, Passing, Both Teams, Game

891 vs. Kansas City, 11/19/18 (Rams 413, Chiefs 478)
887 vs. Minnesota, 9/27/18 (Rams 465, Vikings 422)
847 vs. Cincinnati, 10/7/90 (Rams 364, Bengals 483)

Fewest Yards Gained, Passing, Game

-18 at San Francisco, 10/10/71
-5 at Dallas Texans, 11/9/52
18 vs. Pittsburgh, 10/29/39

Fewest Yards Gained, Passing, Opponent, Game

-30 at Seattle, 11/4/79
-1 at Green Bay, 10/13/74
0 vs. Detroit, 9/10/37
at Pittsburgh, 11/13/49

Fewest Yards Gained, Passing, Both Teams, Game

20 vs. Detroit, 9/10/37 (Rams 20, Lions 0)
28 at Dallas Texans, 11/9/52 (Rams -5, Texans 33)
44 at San Francisco, 11/21/76 (Rams 26, 49ers 18)

PASSING COMPLETION PERCENTAGE

Highest Completion Percentage, Season

68.8 2001
66.2 2012
65.4 2005

Highest Completion Percentage, Opponent, Season

68.1 2013
66.8 2015
65.7 2012
65.1 2018

Highest Completion Percentage, Game (10 att.)

88.9 at San Francisco, 11/7/54
87.0 vs. San Francisco, 10/10/99
86.3 vs. Seattle, 10/19/14

Highest Completion Percentage, Opponent, Game (10 att.)

91.3 vs. Cleveland, 12/26/93

85.7 at Kansas City, 10/27/14
84.3 at Arizona, 12/9/13

PASSES HAD INTERCEPTED

Fewest Passes Had Intercepted, Season

7 1969, 2017
8 2006
10 2011

Most Passes Had Intercepted, Season

35 1941
34 1938
32 1981

Most Passes Had Intercepted, Game

7 Many times, last vs. Detroit, 10/26/58
6 Many times, last at Carolina, 12/12/04
5 Many times, last at Tennessee, 12/13/09

PASSING TOUCHDOWNS

Most Touchdowns, Passing, Season

42 1999
37 2000, 2001
32 2018

Most Touchdowns, Passing, Game

6 vs. New York Bulldogs, 11/27/49
vs. Washington, 12/11/49
vs. Detroit, 10/29/50
5 Many times, last vs. Minnesota, 9/27/18
4 Many times, last vs. San Francisco, 12/30/18

Most Touchdowns, Passing, Opponent, Game

6 vs. Kansas City, 11/19/18
5 vs. St. Louis, 9/23/60
vs. Chicago, 10/13/63
vs. Miami, 12/14/86
at San Francisco, 12/27/87
at New Orleans, 11/27/16
4 Many times, last at New Orleans, 11/4/18

SACKS

Most Sacks, Season

57 1999
56 1980, 1985, 1988
53 1970, 2013

Fewest Sacks, Season

17 1991
18 1982
25 2009
26 1994

Most Sacks, Game

10 vs. Atlanta, 9/28/69
vs. San Diego, 10/4/70
9 Many times, last vs. Arizona, 10/4/12
8 Three times, last vs. Minnesota, 11/30/03

Most Sacks, Opponent, Game

11 at Baltimore, 11/22/64
10 at San Francisco, 12/6/74
vs. San Francisco, 10/11/76
9 at New Orleans, 12/1/85

Most Sacks, Both Teams, Game

16 at Baltimore, 11/22/64 (Rams 5, Colts 11)
14 at New Orleans, 10/24/76 (Rams 9, Saints 5)
13 vs. Tampa Bay, 11/5/78 (Rams 9, Buccaneers 4)

INTERCEPTIONS

Most Interceptions, Season

38 1952
32 1967, 1976
31 1950, 1955

Most Interceptions, Game

7 vs. Detroit, 11/26/44
vs. Green Bay, 11/11/45
at Chicago Bears, 10/9/49
vs. San Francisco, 10/18/64
6 at Pittsburgh, 12/4/38
at New York Yanks, 11/19/50
at Dallas, 11/9/52
at Kansas City, 10/20/85
at Atlanta, 12/15/96
5 Many times, last at Tennessee, 12/13/09

INTERCEPTION RETURN YARDS GAINED**Most Yards, Season**

712 1952
567 1999
546 1980

Most Yards, Opponent, Season

518 1952
497 1995
492 2002

Fewest Yards, Season

5 1959
15 1938
24 1939

Fewest Yards, Opponent, Season

27 1938
40 1969
61 1939

Most Yards, Game

314 vs. San Francisco, 10/18/64
225 vs. Green Bay, 9/21/80
177 vs. Jacksonville, 10/20/96

Most Yards, Opponent, Game

182 vs. Dallas Texans, 11/2/52
171 at San Francisco, 11/26/95
149 at Chicago, 10/11/64

Most Yards, Both Teams, Game

338 vs. San Francisco, 10/18/64 (Rams 314, 49ers 24)
308 vs. Dallas Texans, 11/2/52 (Rams 126, Texans 182)

244 vs. Detroit, 11/1/53 (Rams 129, Lions 115)

Most Touchdowns By Interceptions, Both Teams, Game

3 vs. Detroit, 11/1/53 (Rams 2, Lions 1)
at Arizona, 12/30/07 (Rams 1, Cardinals 2)
2 Many times, last vs. Indianapolis, 9/10/17 (Rams 2)

PUNTING**Most Punts, Season**

106 2011
98 1986
2016
96 2015

Most Punts, Opponents, Season

108 1979
104 1978
96 1986
2016

Most Punts, Game

12 vs. Chicago Bears, 10/9/38
vs. Green Bay, 11/26/39
at New York, 11/10/40
at San Francisco, 11/21/76
11 Many times, last at San Francisco, 1/3/10
10 Many times, last at San Francisco, 9/12/16

Most Punts, Opponent, Game

14 vs. New York Yanks, 9/28/51
12 Three times, last vs. Chicago Cardinals, 11/23/41
11 Many times, last at Seattle, 11/4/79

AVERAGE PUNT YARDAGE**Highest Average Distance, Punting, Season**

49.6 2008
47.9 2015, 2017
47.8 2016

Highest Average Distance, Punting, Game (4 punts)

56.9 vs. Arizona, 10/4/12
56.4 vs. Philadelphia, 12/10/17
56.2 vs. Buffalo, 9/28/08

Highest Avg. Distance, Punting, Opponent, Game (4 punts)

57.3 at Chicago Bears, 11/16/52
55.8 at Detroit 10/10/54
55.3 at Washington, 10/26/41

PUNT RETURNS**Most Punt Returns, Season**

67 1978
62 1970
58 1969, 1979

Most Punt Returns, Opponents, Season

60 1963, 1997
59 1979
58 1998

Fewest Punt Returns, Season

14 1961
19 1993
22 1982

Fewest Punt Returns, Opponent, Season

12 2018
17 2001
22 1972

Most Punt Returns, Game

8 Many times, last at San Francisco, 10/25/81
7 Many times, last vs. Atlanta, 12/11/16
6 Many times, last vs. San Francisco, 9/7/97

Most Punt Returns, Opponent, Game

9 vs. Baltimore, 11/22/64
vs. Minnesota, 12/2/79
at Philadelphia, 9/7/08

Most Punt Returns, Opponent, Game

8 at Detroit, 9/27/42
at Chicago Bears, 11/29/42

Most Punt Returns, Opponent, Game

7 Many times, last vs. Seattle, 11/20/11
15 at Detroit, 9/27/42 (Rams 7, Lions 8)
at Baltimore, 11/27/66 (Rams 8, Colts 7)
14 at Atlanta, 9/12/76 (Rams 7, Falcons 7)
13 vs. Chicago, 11/23/75 (Rams 7, Bears 6)
at Atlanta, 9/18/77 (Rams 8, Falcons 5)
at Tampa Bay, 9/23/79 (Rams 7, Buccaneers 6)
vs. Minnesota, 12/2/79 (Rams 4, Vikings 9)

Most Touchdowns, Punt Returns, Season

3 1981
2 1947, 1949, 1952, 1984, 1992, 1996
1 1998, 1999, 2000, 2007, 2011, 2013, 2014, 2015

Most Touchdowns, Punt Returns, Opponent, Season

3 1951, 1994
2 1993, 2002, 2003, 2011

Most Touchdowns, Punt Returns, Game

†2 at Atlanta, 10/11/81
vs. Atlanta, 12/27/92

Most Touchdowns, Punt Returns, Game, Opponent

2 at Detroit, 10/14/51
1 Many times, last vs. San Francisco, 12/26/10

FAIR CATCHES**Most Fair Catches, Season**

25 1998, 1999, 2011
24 1989, 2011
23 1997, 2005

Most Fair Catches, Opponent, Season

40 2016
30 1968, 1986
28 2011
25 2015

Most Fair Catches, Game

4 Many times, last vs. Seattle, 11/20/11
3 Many times, last at New York Jets 11/13/16
2 Many times, last vs. Miami 11/20/16

Most Fair Catches, Opponent, Game

7 at San Francisco, 9/12/16
5 Four times, last at San Francisco, 11/14/10
4 Many times, last at Pittsburgh, 12/2/11

Most Fair Catches, Both Teams, Game

10 at San Francisco, 9/12/16 (Rams 3, 49ers 7)
8 at Baltimore, 11/8/71 (Rams 3, Colts 5)
7 Many times, last at SF, 11/14/10 (Rams 2, 49ers 5)

PUNT RETURN YARDS GAINED**Most Yards, Punt Returns, Season**

711 1978
676 1981
640 1947

Most Yards, Punt Returns, Opponent, Season

681 1963
652 1998
637 1994

Fewest Yards, Punt Returns, Season

79 2013
102 1993
129 1960
143 2004

Fewest Yards, Punt Returns, Opponent, Season

55 1972

67	1971
104	2018
Most Yards, Punt Returns, Game	
219	at Atlanta, 10/11/81
166	at San Francisco, 10/25/81
147	at Cincinnati 10/3/99
Most Yards, Punt Returns, Opponents, Game	
155	vs. Washington, 9/21/63
148	at Buffalo, 11/21/04
141	at Green Bay, 10/9/94
Most Yards, Punt Returns, Both Teams, Game	
*282	at Atlanta, 10/11/81 (Rams 219, Falcons 63)
198	at Chicago Bears, 10/10/48 (Rams 69, Bears 129)
189	at Kansas City, 12/8/02 (Rams 94, Chiefs 95)

KICKOFF RETURNS

Most Kickoff Returns, Season	
84	2004
82	2007
80	2008
Most Kickoff Returns, Opponent, Season	
86	2001
85	1999
84	1989
Fewest Kickoff Returns, Season	
26	1945
33	1977
34	1975, 2015
Fewest Kickoff Returns, Opponent, Season	
19	1941
22	2016
23	2017
Most Kickoff Returns, Game	
9	vs. New Orleans, 10/28/01 at Tennessee, 12/13/09 at Detroit, 10/10/10
8	Many times, last vs. Pittsburgh, 12/20/07
7	Many times, last vs. Atlanta, 11/21/10
Most Kickoff Returns, Opponent, Game	
9	vs. San Diego, 10/1/00
8	Many times, last vs. Green Bay, 9/27/09
7	Many times, last vs. Indianapolis, 10/25/09
Most Kickoff Returns, Both Teams, Game	
15	vs. New Orleans, 10/28/01 (Rams 9, Saints 6)
14	vs. Chicago Bears, 10/24/54 (Rams 7, Bears 7) at San Francisco, 11/7/54 (Rams 7, 49ers 7) at New Orleans, 10/23/94 (Rams 7, Saints 7) vs. San Diego, 10/1/00 (Rams 5, Chargers 9) at Kansas City, 10/22/00 (Rams 8, Chiefs 6)

KICKOFF RETURN YARDS GAINED

Most Yards, Kickoff Returns, Season	
1,938	2007
1,764	2009
1,761	2008
Most Yards, Kickoff Returns, Opponent, Season	
2,194	2001
2,115	1999
1,888	2000
Fewest Yards, Kickoff Returns, Season	
448	1945
690	1949
705	1977
Fewest Yards, Kickoff Returns, Opponent, Season	
430	2016
463	1941
520	2017
Most Yards, Kickoff Returns, Game	
267	at Kansas City, 10/22/00
254	vs. Chicago, 10/13/63
239	vs. St. Louis, 11/14/76
Most Yards, Kickoff Returns, Opponent, Game	
362	vs. Detroit, 10/29/50
304	at New Orleans, 10/23/94
263	at New York Giants, 11/11/48
Most Yards, Kickoff Returns, Both Teams, Game	
560	vs. Detroit, 10/29/50 (Rams 198, Lions 362)
501	at New Orleans, 10/23/94 (Rams 197, Saints 304)
384	at New York Giants 11/14/48 (Rams 121, Giants 263)

Most Touchdowns, Kickoff Returns, Season

3	1950, 1985
2	1999
1	1998, 2000, 2005, 2017
Most Touchdowns, Kickoff Returns, Opponent, Season	
2	1950, 1964, 1967, 1981, 1994, 2001, 2002, 2003, 2006, 2007
1	Many times, last in 2009
Most Touchdowns, Kickoff Returns, Game	
2	vs. Green Bay, 11/24/85
1	Many times, last vs. Jacksonville, 10/15/17
Most Touchdowns, Kickoff Returns, Game, Opponent	
2	at New Orleans, 10/23/94 vs. Chicago, 12/11/06
1	Many times, last at Detroit, 10/10/10

FUMBLES

Most Fumbles, Season	
42	1996
40	1964, 1965
39	1978, 1986
Most Fumbles, Opponent, Season	
42	1996
40	1964, 1965
39	1978, 1986
Fewest Fumbles, Season	
14	2010
17	1960, 2018
18	2008
Fewest Fumbles, Opponent, Season	
13	1956
15	1974, 1982, 1994
16	1998
Most Fumbles, Game	
8	vs. Detroit, 10/31/65
7	Many times, last vs. New Orleans, 12/16/79
6	Many times, last at New York Giants, 9/7/03
Most Fumbles, Opponent, Game	
8	at Chicago Cards, 11/27/38
7	Many times, last vs. Arizona, 12/9/10
6	Many times, last at Green Bay, 9/4/88
Most Fumbles, Both Teams, Game	
14	at Chicago Bears, 11/24/40 (Rams 7, Bears 7)
12	at Chicago Bears, 9/15/39 (Rams 6, Bears 6) at Chicago Bears, 11/16/52 (Rams 7, Bears 5)
11	at New York Giants, 9/7/03 (Rams 6, Giants 5) at New Orleans, 10/24/76 (Rams 4, Saints 7) at New York Giants, 12/1/46 (Rams 6, Giants 5) at Chicago Cardinals, 11/27/38 (Rams 3, Cardinals 8)

FUMBLES LOST

Most Fumbles Lost, Season	
24	1983
23	1958
22	1953, 1965, 1978, 1986, 2001
Most Fumbles Lost, Opponent, Season	
24	1947, 1948
22	1984, 2003
20	1966, 1983
Most Fumbles Lost, Game	
6	vs. New England, 12/11/83 vs. Detroit, 10/31/65 at Detroit, 9/29/40
5	Many times, last vs. Phoenix, 9/1/91
4	Many times, last vs. Tampa Bay, 11/26/01
Most Fumbles Lost, Opponent, Game	
5	at New Orleans, 10/24/76 at Green Bay, 9/25/66 at Detroit, 10/15/44 at Chicago Cardinals, 11/27/38
4	Many times, last vs. Cardinals, 12/9/10
3	Many times, last at Washington, 10/12/08
Most Fumbles Lost, Both Teams, Game	
9	at Chicago Bears, 9/15/39 (Rams 5, Bears 4)
8	Many times, last vs. New England, 12/11/83 (Rams 6, Patriots 2)
7	at Philadelphia, 12/1/02 (Rams 3, Eagles 4) at Chicago Bears, 11/16/52 (Rams 4, Bears 3) at Detroit, 9/29/40 (Rams 6, Lions 1) at Chicago Cardinals, 11/27/38 (Rams 2, Cardinals 5)



PENALTIES



Most Penalties, Season

142 1997
 133 1978, 1996
 131 2011

Most Penalties, Opponent, Season

142 1997
 133 1978, 1996
 126 2010

Fewest Penalties, Season

29 1941
 45 1942
 51 1959

Fewest Penalties, Opponent, Season

43 1945
 46 1942
 47 1941, 1958

Most Penalties, Game

15 Five times, last vs. Philadelphia, 12/18/05
 14 Many times, last vs. New Orleans, 11/26/00
 13 Many times, last vs. San Francisco, 11/11/12

Most Penalties, Opponent, Game

18 vs. Chicago Bears, 11/10/46
 vs. Cleveland, 10/7/51
 17 vs. New Orleans, 11/26/00
 16 at Chicago Bears, 10/10/48

Most Penalties, Both Teams, Game

31 vs. New Orleans, 11/26/00 (Rams 14, Saints 17)
 27 vs. Chicago Bears, 11/10/46 (Rams 9, Bears 18)
 26 vs. New Orleans, 11/8/81 (Rams 13, Saints 13)
 vs. Cincinnati, 9/1/96 (Rams 11, Bengals 15)
 at Buffalo, 11/21/04 (Rams 11, Bills 15)
 at San Francisco, 11/14/10 (Rams 12, 49ers 14)

Fewest Penalties, Game

0 vs. New Orleans, 12/9/90
 vs. Baltimore, 12/18/65
 at Chicago, 11/29/42
 at New York, 11/16/41

1 Many times, last at San Francisco, 10/21/18

2 Many times, last vs. Green Bay, 10/28/18

Fewest Penalties, Opponent, Game

0 at New England 10/26/08
 vs. Chicago, 9/24/95
 vs. Minnesota, 11/19/72
 vs. New York, 9/27/41

1 Many times, last at Seattle, 9/10/00

2 Many times, last at San Francisco, 10/21/18

Fewest Penalties, Both Teams, Game

1 vs. New York Yanks, 9/27/53 (Rams 1, Yanks 0)
 2 vs. Green Bay, 12/16/62 (Rams 1, Packers 1)
 vs. Baltimore, 12/18/65 (Rams 0, Colts 2)

3 Many times, last at San Francisco, 10/21/18 (Rams 1, 49ers 2)

PENALTY YARDS



Most Yards Penalized, Season

1,169 1978
 1,091 2016
 1,065 1997

Most Yards Penalized, Opponent, Season

1,066 2005
 1,064 1997
 1,028 1951

Fewest Yards Penalized, Season

195 1938
 220 1939
 218 1937

Fewest Yards Penalized, Opponent, Season

220 1939
 249 1938
 318 1939

Most Yards Penalized, Game

162 vs. Baltimore, 10/22/50
 149 at Dallas, 11/6/60
 145 at Chicago Bears, 10/19/58

Most Yards Penalized, Opponent, Game

177 vs. San Francisco, 9/18/94
 173 vs. Minnesota, 9/22/67
 155 at Oakland, 9/10/18
 150 vs. Detroit, 10/3/52

Most Yards Penalized, Both Teams, Game

269 vs. Green Bay, 12/3/50 (Rams 123, Packers 146)
 267 vs. Minnesota, 9/22/67 (Rams 94, Vikings 173)
 253 at Atlanta, 11/19/67 (Rams 135, Falcons 118)

Fewest Yards Penalized, Game

0 Many times, last vs. New Orleans, 12/9/90
 5 Many times, Last at Arizona, 12/7/08
 7 at New Orleans, 10/30/88
 at Detroit, 10/12/58

Fewest Yards Penalized, Opponent, Game

+0 Three times, last at New England, 10/26/08
 5 Many times, last at Atlanta, 10/14/93
 7 at New Orleans, 10/30/88
 at Green Bay 12/20/92

Fewest Yards Penalized, Both Teams, Game

10 vs. Green Bay, 12/16/62 (Rams 5, Packers 5)
 15 vs. Chicago Cards, 11/23/41 (Rams 5, Cardinals 10)
 vs. New York Yanks, 9/27/53 (Rams 15, Yanks 0)

20 Many times, last at San Francisco, 10/21/18 (Rams 10, 49ers 10)

RAMS BIG DAYS



Bold denotes player active with Rams
 Italics denotes rookie

BIG DAYS RUSHING (150-plus yards)

Yards	Player/Opponent	Date	Carries/TDs
247	Willie Ellison vs. New Orleans Saints	Dec. 5, 1971	(26 carries, 1 TD)
223	Tom Wilson vs. Green Bay Packers	Dec. 16, 1956	(23 carries, 0 TD)
221	Greg Bell vs. Green Bay Packers	Sept. 24, 1989	(28 carries, 2 TD)
220	Marshall Faulk at New Orleans Saints	Dec. 24, 2000	(32 carries, 2 TD)
215	Eric Dickerson vs. Houston Oilers	Dec. 9, 1984	(27 carries, 2 TD)
213	Charles White at St. Louis Cardinals	Nov. 15, 1987	(34 carries, 1 TD)
212	Jerome Bettis at New Orleans Saints	Dec. 12, 1993	(28 carries, 1 TD)
210	Greg Bell at New England Patriots	Dec. 24, 1989	(26 carries, 1 TD)
208	Todd Gurley II at Denver Broncos	Oct. 14, 2018	(28 carries, 2 TD)
208	Eric Dickerson at St. Louis Cardinals	Nov. 4, 1984	(21 carries, 0 TD)
208	Marshall Faulk vs. Atlanta Falcons	Oct. 15, 2000	(25 carries, 1 TD)
207	Eric Dickerson vs. Tampa Bay Buccaneers	Oct. 5, 1986	(30 carries, 2 TD)
205	Dan Towler at Baltimore Ravens	Nov. 22, 1953	(14 carries, 1 TD)
202	Marshall Faulk at Carolina Panthers	Dec. 23, 2001	(30 carries, 2 TD)
199	Ollie Matson at Chicago Bears	Oct. 11, 1959	(31 carries, 3 TD)
199	Eric Dickerson vs. Detroit Lions	Oct. 2, 1983	(30 carries, 2 TD)
195	Trung Canidate at New York Jets	Oct. 21, 2001	(23 carries, 2 TD)
193	Eric Dickerson at St. Louis Cardinals	Sept. 7, 1986	(38 carries, 2 TD)
192	Eric Dickerson at New York Jets	Sept. 25, 1983	(28 carries, 2 TD)
191	Eric Dickerson at Tampa Bay Buccaneers	Nov. 25, 1984	(28 carries, 3 TD)
183	Marshall Faulk vs. Carolina Panthers	Nov. 11, 2001	(15 carries, 2 TD)
183	Marshall Faulk vs. Seattle Seahawks	Oct. 20, 2002	(32 carries, 3 TD)
181	Marshall Faulk at Atlanta Falcons	Oct. 17, 1999	(18 carries, 1 TD)
179	Steven Jackson vs. Jacksonville Jaguars	Oct. 30, 2005	(25 carries, 0 TD)
178	Marshall Faulk at Arizona Cardinals	Nov. 3, 2002	(27 carries, 1 TD)
170	Eric Dickerson vs. Atlanta Falcons	Oct. 26, 1986	(30 carries, 0 TD)
169	Dick Bass at Chicago Bears	Dec. 9, 1962	(20 carries, 1 TD)
168	Marshall Faulk vs. Atlanta Falcons	Jan. 6, 2002	(20 carries, 1 TD)
167	C.J. Anderson at Arizona Cardinals	Dec. 23, 2018	(20 carries, 1 TD)
166	Ron Waller vs. Philadelphia Eagles	Sept. 30, 1956	(20 carries, 1 TD)
166	Charles White vs. Pittsburgh Steelers	Oct. 11, 1987	(33 carries, 1 TD)
164	Eric Dickerson at New Orleans Saints	Oct. 14, 1984	(20 carries, 0 TD)
161	Steven Jackson at Atlanta Falcons	Dec. 28, 2008	(30 carries, 2 TD)
160	Steven Jackson vs. Dallas Cowboys	Oct. 10, 2008	(25 carries, 3 TD)
159	Charles White vs. Atlanta Falcons	Dec. 13, 1987	(29 carries, 2 TD)
159	Steven Jackson vs. New Orleans Saints	Oct. 30, 2011	(25 carries, 2 TD)
159	Todd Gurley II at Green Bay Packers	Oct. 11, 2015	(30 carries, 0 TD)
158	Greg Hill, at Buffalo Bills	Sept. 20, 1998	(19 carries, 2 TD)
158	Marshall Faulk vs. Oakland Raiders	Oct. 13, 2002	(26 carries, 0 TD)
155	Charles White at Atlanta Falcons	Oct. 18, 1987	(31 carries, 0 TD)
155	Dan Towler vs. New York Yanks	Nov. 18, 1951	(13 carries, 1 TD)
154	Marshall Faulk at New Orleans Saints	Dec. 12, 1999	(29 carries, 1 TD)
154	Dan Towler vs. Chicago Bears	Oct. 25, 1953	(24 carries, 1 TD)
152	Todd Gurley II at Seattle Seahawks	Dec. 17, 2017	(21 carries, 3 TD)
152	Lawrence McCutcheon at New Orleans Saints	Nov. 25, 1973	(20 carries, 0 TD)
152	Lawrence McCutcheon at Chicago Bears	Dec. 2, 1973	(24 carries, 0 TD)
152	Lawrence McCutcheon vs. Atlanta Falcons	Dec. 11, 1977	(17 carries, 0 TD)
150	Eric Dickerson at Seattle Seahawks	Sept. 23, 1985	(31 carries, 3 TD)
150	Eric Dickerson vs. Green Bay Packers	Nov. 24, 1985	(31 carries, 1 TD)
150	Steven Jackson vs. Washington Redskins	Dec. 24, 2006	(33 carries, 1 TD)

CAREER 100-PLUS YARD RUSHING GAMES

Games	Player	Record	Games	Player	Record
38	Eric Dickerson	27-11	3	John Cappelletti	2-0-1
33	Steven Jackson	17-15-1	3	Ollie Matson	2-1
27	Marshall Faulk	27-0	3	Lawrence Phillips	3-0
22	Lawrence McCutcheon	19-2-1	2	Trung Canidate	2-0
17	Todd Gurley II	16-1	2	Dick Hoerner	1-0-1
11	Jerome Bettis	3-8	2	Les Josephson	2-0
10	Dick Bass	6-4	2	Joe Marconi	2-0
10	Dan Towler	10-0	2	Elvis Peacock	2-0
8	Wendell Tyler	6-2	2	Bob Thomas	2-0
8	Charles White	7-1	2	Tre Mason	2-0
7	Greg Bell	6-1	2	C.J. Anderson	2-0
7	Paul (Tank) Younger	3-3-1	1	Benny Cunningham	1-0
6	Cleveland Gary	4-2	1	Jim Bertelsen	1-0
5	Jon Arnett	2-3	1	Robert Delpino	1-0
5	Willie Ellison	2-2-1	1	Harold Green	1-0
5	Ron Waller	4-1	1	Greg Hill	1-0
5	Tim Wilson	2-3	1	Brian Leonard	0-1
4	Skeet Quinlan	1-3	1	Jerald Moore	1-0
4	Zac Stacy	2-2	1	Kenny Washington	1-0
3	Cullen Bryant	3-0	1	Justin Watson	1-0

GAMES WITH MORE THAN ONE 100-YARD RUSHER

Nov. 8, 1953 vs. San Francisco	Skeet Quinlan (11-119) and Paul Younger (12-101)
Oct. 24, 1954 vs. Chicago Bears	Dan Towler (15-123) and Paul Younger (27-106)
Oct. 31, 1954 vs. Detroit	Paul Younger (18-140) and Skeet Quinlan (13-119)
Dec. 4, 1955 vs. Baltimore	Ron Waller (24-138) and Paul Younger (25-132)
Sept. 16, 1973 at Kansas City	Jim Bertelsen (28-143) and Lawrence McCutcheon (21-120)
Sept. 12, 1976 at Atlanta	Lawrence McCutcheon (26-115) and John Cappelletti (22-102)
Sept. 19, 1976 at Minnesota	John Cappelletti (28-128) and Lawrence McCutcheon (29-110)
Nov. 11, 1996 vs. Atlanta	Lawrence Phillips (14-106) and Harold Green (13-106)
Nov. 11, 2001 vs. Carolina	Marshall Faulk (15-183) and Trung Canidate (16-145)

BIG DAYS PASSING (350-plus yards)

Yards	Player/Opponent	Date	Att./Comp.	TDs	Ints.
554	Norm Van Brocklin vs. New York Yanks	Sept. 28, 1951	(30/46, 0 TD, 0 Int)		
509	Vince Ferragamo vs. Chicago	Dec. 26, 1982	(30/46, 3 TD, 2 Int)		
465	Jared Goff vs. Minnesota	Sept. 27, 2018	(26/33, 5 TD, 0 Int)		
454	Jim Everett at New Orleans	Nov. 26, 1989	(29/51, 1 TD, 2 Int)		
453	Marc Bulger vs. San Diego	Nov. 10, 2002	(36/48, 4 TD, 0 Int)		
450	Marc Bulger vs. New York Jets	Jan. 2, 2005	(29/39, 3 TD, 2 Int)		
448	Marc Bulger at Green Bay	Nov. 29, 2004	(35/53, 2 TD, 1 Int)		
442	Marc Bulger at New York Giants	Oct. 2, 2005	(40/62, 2 TD, 3 Int)		
441	Kurt Warner vs. Denver	Sept. 4, 2000	(25/35, 3 TD, 3 Int)		
436	James Harris at Miami	Oct. 3, 1976	(17/29, 2 TD, 1 Int)		
431	Trent Green vs. Carolina	Nov. 5, 2000	(29/42, 2 TD, 0 Int)		
413	Jared Goff vs. Kansas City	Nov. 19, 2019	(31/49, 4 TD, 0 Int)		
406	Jim Hardy vs. Chicago Cardinals	Oct. 31, 1948	(28/53, 3 TD, 2 Int)		
401	Tony Banks at Atlanta	Nov. 2, 1997	(30/42, 2 TD, 1 Int)		
401	Kurt Warner at New England	Nov. 18, 2001	(23/34, 3 TD, 2 Int)		
394	Kurt Warner vs. San Francisco	Sept. 17, 2000	(23/34, 2 TD, 2 Int)		
391	Jared Goff vs. New Orleans	Nov. 4, 2018	(28/40, 3 TD, 1 Int)		
390	Kurt Warner vs. San Diego	Oct. 1, 2000	(24/30, 4 TD, 0 Int)		
388	Marc Bulger vs. Washington	Dec. 24, 2006	(25/38, 4 TD, 0 Int)		
385	Kurt Warner vs. New Orleans	Oct. 28, 2001	(29/47, 1 TD, 4 Int)		
378	Marc Bulger at San Francisco	Nov. 2, 2003	(26/42, 1 TD, 2 Int)		
377	Jim Everett at Philadelphia	Nov. 6, 1988	(24/45, 2 TD, 4 Int)		
377	Sam Bradford vs. Minnesota	Dec. 16, 2012	(35/55, 3 TD, 1 Int)		
375	Marc Bulger at Pittsburgh	Oct. 26, 2003	(22/37, 1 TD, 0 Int)		
375	Austin Davis at Philadelphia	Oct. 5, 2014	(29/49, 3 TD, 0 Int)		
372	Billy Wade at Green Bay	Nov. 16, 1958	(19/42, 1 TD, 2 Int)		
372	Jim Everett vs. Cincinnati	Oct. 7, 1990	(25/46, 2 TD, 0 Int)		
372	Mark Rypien vs. Buffalo	Dec. 10, 1995	(31/55, 1 TD, 2 Int)		
368	Jim Everett vs. Indianapolis	Sept. 17, 1989	(28/35, 3 TD, 1 Int)		
368	Marc Bulger vs. San Francisco	Sept. 19, 2007	(24/41, 1 TD, 0 Int)		
366	Trent Green vs. Washington	Nov. 20, 2000	(23/38, 2 TD, 1 Int)		
365	Jim Everett at Denver	Nov. 27, 1988	(25/47, 2 TD, 1 Int)		
365	Jim Everett vs. New Orleans	Dec. 9, 1990	(31/50, 1 TD, 2 Int)		
362	Marc Bulger at San Francisco	Sept. 11, 2005	(34/56, 2 TD, 1 Int)		
360	Marc Bulger vs. Seattle	Oct. 15, 2006	(26/39, 3 TD, 1 Int)		
359	Kurt Warner vs. Indianapolis	Dec. 30, 2001	(23/30, 3 TD, 1 Int)		
358	Marc Bulger vs. New Orleans	Sept. 26, 2004	(32/49, 1 TD, 0 Int)		
356	Billy Wade at Baltimore	Nov. 23, 1958	(24/41, 0 TD, 2 Int)		
356	Marc Bulger vs. Chicago	Dec. 11, 2006	(34/55, 3 TD, 0 Int)		
355	Jared Goff vs. Houston	Nov. 12, 2017	(25/37, 3 TD, 0 Int)		
354	Jared Goff vs. New Orleans	Nov. 26, 2017	(28/43, 2 TD, 1 Int)		
354	Jared Goff vs. Arizona	Sept. 16, 2018	(24/34, 1 TD, 1 Int)		
354	Jared Goff vs. Los Angeles Chargers	Sept. 23, 2018	(29/36, 3 TD, 1 Int)		
354	Jamie Martin vs. San Francisco	Dec. 24, 2005	(33/41, 1 TD, 2 Int)		
354	Marc Bulger vs. Kansas City	Nov. 5, 2006	(31/42, 1 TD, 0 Int)		
353	Tony Banks at Baltimore	Oct. 27, 1996	(26/40, 1 TD, 1 Int)		
352	Marc Bulger vs. Atlanta	Oct. 13, 2003	(23/34, 2 TD, 2 Int)		
352	Sam Bradford at Atlanta	Sept. 15, 2013	(32/55, 3 TD, 1 Int)		
351	Kurt Warner at Carolina	Dec. 5, 1999	(22/31, 3 TD, 2 Int)		



CAREER 300-PLUS YARD PASSING GAMES



Games	Player	Record	Games	Player	Record
30	Kurt Warner	22-8	3	Bill Wade	1-2
27	Marc Bulger	12-15	2	Dieter Brock	0-2
20	Jim Everett	10-10	2	Bob Waterfield	2-0
13	Jared Goff	11-2	2	Austin Davis	0-2
7	Sam Bradford	2-5	1	Zeke Bratkowski	1-0
5	Norm Van Brocklin	4-1	1	Ryan Fitzpatrick	1-0
3	Tony Banks	1-2	1	Gus Frerotte	1-0
3	Vince Ferragamo	1-2	1	Pat Haden	0-1
3	Roman Gabriel	2-1	1	Jim Hardy	0-1
3	Trent Green	2-1	1	James Harris	1-0
3	Chris Miller	1-2	1	Case Keenum	0-1
3	Mark Rypien	0-3	1	Jamie Martin	1-0



BIG DAYS RECEIVING (150-plus yards)



Yards	Player/Opponent	Date	Receptions, TDs
336*	Willie Anderson at New Orleans	Nov. 26, 1989	(15 receptions, 1 TD)
303	Jim Benton at Detroit	Nov. 22, 1945	(10 receptions, 1 TD)
238	Harold Jackson vs. Dallas	Oct. 14, 1973	(7 receptions, 4 TD)
233	Isaac Bruce at Atlanta	Nov. 2, 1997	(10 receptions, 3 TD)
230	Henry Ellard vs. Indianapolis	Sept. 17, 1989	(12 receptions, 1 TD)
229	Isaac Bruce at Baltimore	Oct. 27, 1996	(11 receptions, 1 TD)
226	<i>Eddie Kennison at Atlanta</i>	<i>Dec. 15, 1996</i>	<i>(5 receptions, 3 TD)</i>
220	Ron Jessie at Miami	Oct. 3, 1976	(7 receptions, 2 TD)
210	Isaac Bruce vs. Miami	Dec. 24, 1995	(15 receptions, 1 TD)
208	<i>Jim Phillips at Green Bay</i>	<i>Nov. 16, 1958</i>	<i>(8 receptions, 1 TD)</i>
207	Carroll Dale at Detroit	Nov. 17, 1963	(7 receptions, 3 TD)
204	Marshall Faulk (RB) vs. Chicago	Dec. 26, 1999	(12 receptions, 1 TD)
203	Torry Holt vs. Indianapolis	Dec. 30, 2001	(7 receptions, 2 TD)
202	Jim Benton at New York Yanks	Dec. 5, 1946	(12 receptions, 2 TD)
200	Tommy McDonald vs. Cleveland	Dec. 12, 1965	(6 receptions, 2 TD)
200	Torry Holt at San Francisco	Nov. 2, 2003	(11 receptions, 1 TD)
196	Elroy Hirsch vs. Green Bay	Dec. 12, 1953	(9 receptions, 0 TD)
195	Elroy Hirsch vs. Chicago Cardinals	Nov. 11, 1951	(6 receptions, 2 TD)
192	Isaac Bruce, vs. Minnesota	Sept. 13, 1998	(11 receptions, 1 TD)
191	Isaac Bruce, vs. Atlanta	Oct. 12, 1995	(10 receptions, 2 TD)
189	Tom Fears vs. Green Bay	Dec. 3, 1950	(3 receptions, 2 TD)
189	Torry Holt at Atlanta	Sept. 24, 2000	(3 receptions, 2 TD)
188	Isaac Bruce vs. San Francisco	Sept. 17, 2000	(8 receptions, 1 TD)
183	George Farmer vs. Chicago	Dec. 26, 1982	(9 receptions, 1 TD)
181	Isaac Bruce at Indianapolis	Oct. 1, 1995	(8 receptions, 2 TD)
179	Isaac Bruce vs. New Orleans	Oct. 28, 2001	(7 receptions, 1 TD)
175	Del Shofner vs. Baltimore	Dec. 6, 1958	(5 receptions, 1 TD)
174	Torry Holt at Pittsburgh	Oct. 26, 2003	(7 receptions, 1 TD)
173	Elroy Hirsch at New York Yanks	Sept. 28, 1951	(9 receptions, 4 TD)
173	Isaac Bruce vs. San Francisco	Oct. 22, 1995	(9 receptions, 0 TD)
172	Torry Holt vs. Minnesota	Dec. 10, 2000	(9 receptions, 0 TD)
171	Robert Woods vs. Houston	Nov. 12, 2017	(8 receptions, 2 TD)
171	Henry Ellard at Detroit	Dec. 6, 1987	(7 receptions, 1 TD)
170	Isaac Bruce at Green Bay	Nov. 29, 2004	(9 receptions, 1 TD)
169	Del Shofner at Detroit	Nov. 15, 1959	(5 receptions, 1 TD)
168	Elroy Hirsch at Green Bay	Oct. 11, 1953	(8 receptions, 0 TD)
167	Henry Ellard at Denver	Nov. 27, 1988	(11 receptions, 2 TD)
167	Isaac Bruce vs. San Diego	Oct. 1, 2000	(9 receptions, 2 TD)
166	Henry Ellard at Philadelphia	Nov. 6, 1988	(7 receptions, 1 TD)
165	Henry Ellard vs. Atlanta	Oct. 8, 1989	(8 receptions, 0 TD)
165	Torry Holt at Tampa Bay	Dec. 18, 2000	(9 receptions, 1 TD)
163	Elroy Hirsch at San Francisco	Oct. 28, 1951	(4 receptions, 1 TD)
163	Jim Phillips vs. Chicago	Sept. 23, 1961	(9 receptions, 0 TD)
163	Henry Ellard vs. Phoenix	Nov. 19, 1989	(7 receptions, 2 TD)
163	Isaac Bruce vs. San Diego	Nov. 10, 2002	(10 receptions, 3 TD)
163	Torry Holt, vs. Tennessee	Sept. 25, 2005	(9 receptions, 1 TD)
163	Torry Holt, vs. San Francisco	Dec. 24, 2005	(10 receptions, 1 TD)
163	<i>Donnie Avery at New England</i>	<i>Oct. 26, 2008</i>	<i>(6 receptions, 1 TD)</i>
162	Cooper Kupp vs. Minnesota	Sept. 27, 2018	(9 receptions, 2 TD)
162	Tom Fears at New York Yanks	Sept. 28, 1951	(7 receptions, 0 TD)
161	Torry Holt vs. Atlanta	Oct. 13, 2003	(11 receptions, 2 TD)
160	Danny Amendola	Sept. 16, 2012	(15 receptions, 1 TD)
160	Henry Ellard vs. Kansas City	Nov. 10, 1991	(8 receptions, 1 TD)
160	Torry Holt vs. San Francisco	Dec. 5, 2004	(10 receptions, 1 TD)
159	Tom Fears vs. Washington	Dec. 11, 1949	(10 receptions, 2 TD)
159	Brandin Cooks vs. Arizona	Sept. 16, 2018	(7 receptions, 0 TD)
158	Todd Gurley II at Tennessee	Dec. 24, 2017	(10 receptions, 2 TD)
157	Elroy Hirsch at New York Yanks	Nov. 19, 1954	(5 receptions, 0 TD)
157	Bob Boyd vs. San Francisco	Oct. 3, 1954	(5 receptions, 1 TD)
155	Tommy McDonald at Chicago	Oct. 10, 1965	(9 receptions, 0 TD)

154	Jim Phillips at New York Giants	Oct 22, 1961	(8 receptions, 1 TD)
154	Willie Anderson at Atlanta	Sept. 11, 1994	(5 receptions, 1 TD)
154	Torry Holt vs. Seattle	Oct. 15, 2006	(8 receptions, 3 TD)
152	Isaac Bruce at Cincinnati	Oct. 3, 1999	(6 receptions, 0 TD)
152	Drew Hill at Pittsburgh	Sept. 16, 1984	(4 receptions, 1 TD)
151	Jim Benton, at Chicago	Oct. 21, 1945	(7 receptions, 1 TD)
151	Jim Phillips, at Dallas	Nov. 6, 1960	(7 receptions, 2 TD)
151	Jack Snow, at Baltimore	Oct. 15, 1967	(3 receptions, 2 TD)
151	Ron Jessie, at Atlanta	Nov. 16, 1975	(10 receptions, 1 TD)
151	Torry Holt at Carolina	Dec. 12, 2004	(6 receptions, 1 TD)
150	Elroy Hirsch, at San Francisco	Oct. 7, 1956	(8 receptions, 2 TD)
150	Jack Snow, vs. Detroit	Dec. 14, 1970	(7 receptions, 0 TD)

*NFL Record

GAMES WITH MORE THAN ONE 100-YARD RECEIVER

Dec. 11, 1949 vs. Washington	Tom Fears (10-159) and Bob Shaw (5-137)
Sept. 22, 1950 vs. New York Yanks	Glen Davis (5-103) and Dick Hoerner (4-105)
Nov. 19, 1950 at New York Yanks	Dick Hoerner (14-125) and Elroy Hirsch (8-157)
Sept. 28, 1951 at New York Yanks	Tom Fears (7-162), Elroy Hirsch (9-173), and Verda (V.T.) Smith (2-103)
Dec. 14, 1952 vs. Pittsburgh	Tom Fears (10-122) and Elroy Hirsch (4-108)
Oct. 4, 1953 at San Francisco	Bob Boyd (4-107) and Elroy Hirsch (9-107)
Sept. 26, 1954 at Baltimore	Skeet Quinlan (4-135) and Bob Boyd (4-121)
Oct. 10, 1954 at Detroit	Bob Boyd (8-128) and Elroy Hirsch (6-105)
Nov. 21, 1954 at New York Giants	Bob Boyd (5-103) and Tom Fears (9-136)
Dec. 12, 1954 vs. Green Bay	Bob Boyd (4-106) and Elroy Hirsch (5-119)
Oct. 7, 1956 at San Francisco	Elroy Hirsch (8-150) and Bob Boyd (7-119)
Nov. 23, 1958 at Baltimore	Lamar Lundy (6-103) and Del Shofner (8-110)
Oct. 11, 1964 at Chicago	Jim Phillips (7-110) and Bucky Pope (4-108)
Nov. 1, 1964 at Detroit	Carroll Dale (7-109) and Marlin McKeever (6-100)
Dec. 4, 1976 vs. Atlanta	Ron Jessie (4-112) and Dwight Scales (2-102)
Dec. 26, 1982 vs. Chicago	George Farmer (9-183) and Preston Dennard (5-122)
Sept. 9, 1990 at Green Bay	Henry Ellard (6-106) and Willie Anderson (5-128)
Oct. 7, 1990 vs. Cincinnati	Henry Ellard (7-100) and Willie Anderson (7-144)
Dec. 9, 1990 vs. New Orleans	Henry Ellard (5-107) and Willie Anderson (5-123)
Sept. 1, 1991 vs. Phoenix	Robert Delpino (10-113) and Henry Ellard (7-116)
Dec. 5, 1999 at Carolina	Isaac Bruce (6-111) and Az-Zahir Hakim (4-122)
Dec. 12, 1999 at New Orleans	Isaac Bruce (4-102) and Torry Holt (6-113)
Sept. 4, 2000 vs. Denver	Az-Zahir Hakim (5-118), Torry Holt (6-103), and Marshall Faulk (4-100)
Oct. 1, 2000 vs. San Diego	Isaac Bruce (9-167), Marshall Faulk (6-116), and Az-Zahir Hakim (5-104)
Nov. 5, 2000 vs. Carolina	Az-Zahir Hakim (8-147) and Torry Holt (4-130)
Nov. 10, 2002 vs. San Diego	Isaac Bruce (10-163) and Torry Holt (7-118)
Sept. 7, 2003 at New York Giants	Isaac Bruce (8-120), and Torry Holt (7-111)
Sept. 19, 2004 at Atlanta	Torry Holt (9-121) and Isaac Bruce (5-102)
Oct. 1, 2006 vs. Detroit	Isaac Bruce (7-100) and Torry Holt (6-102)
Dec. 24, 2006 vs. Washington	Isaac Bruce (9-148) and Steven Jackson (6-102)
Sept. 21, 2017 at San Francisco	Robert Woods (6-108) and Sammy Watkins (6-106)
Sept. 27, 2018 vs. Minnesota	Cooper Kupp (9-162), Brandin Cooks (7-116) and Robert Woods (5-101)

CAREER 100-PLUS YARD RECEIVING GAMES

Games	Player	Record	Games	Player	Record
46	Torry Holt	27-19	2	Verda (V. T.) Smith (RB)	1-1
43	Isaac Bruce	22-21	2	Billy Truax (TE)	2-0
26	Henry Ellard	12-14	2	Wendell Tucker	2-0
21	Elroy Hirsch	12-9	2	Danny Amendola	1-0-1
16	Tom Fears	8-7-1	2	Chris Givens	1-1
15	Bob Boyd	9-5-1	1	Danario Alexander (WR)	0-1
14	Jim Phillips	4-9-1	1	Jon Arnett (RB)	0-1
10	Jack Snow	5-4-1	1	Donnie Avery (WR)	0-1
9	Willie Anderson	4-5	1	Johnny Bailey (RB)	0-1
8	Carroll Dale	2-5-1	1	Mike Barber (TE)	0-1
8	Harold Jackson	5-3	1	Jim Bertlesen (RB)	0-1
8	Del Shofner	2-6	1	Ron Brown	1-0
6	Tommy McDonald	4-2	1	Leon Clarke	1-0
5	Brandin Cooks	4-1	1	Mark Clayton (WR)	0-1
5	Robert Woods	5-0	1	Aaron Cox	1-0
5	Kenny Britt	2-3	1	Kevin Curtis	1-0
5	Bernie Casey	3-0-2	1	Glen Davis	1-0
5	Ron Jessie	5-0	1	Troy Drayton (TE)	1-0
4	Jim Benton	3-1	1	Pete Holohan (TE)	1-0
4	Marshall Faulk (RB)	4-0	1	Tom Keane	1-0
4	Az-Zahir Hakim	3-1	1	Lamar Lundy (TE)	0-1
4	Martin McKeever (TE)	1-3	1	Ollie Matson (RB)	0-1
3	Preston Dennard	1-2	1	Shaun McDonald	0-1
3	Drew Hill	1-2	1	Dwight Scales	1-0
3	Amp Lee (RB)	1-2	1	Bob Shaw	1-0
3	Bucky Pope	1-2	1	Clendon Thomas (RB)	0-1
2	Bob Carey	1-1	1	Billy Waddy	1-0
2	Robert Delpino (RB)	0-2	1	Brandon Gibson	1-0
2	George Farmer	0-2	1	Lance Kendricks (TE)	1-0
2	Steven Jackson (RB)	1-1	1	Jared Cook (TE)	1-0
2	Eddie Kennison	1-1	1	Tavon Austin	1-0
3	Cooper Kupp	2-1	1	Stedman Bailey	1-0
2	Willie Miller	1-1	1	Sammy Watkins	1-0
2	Ricky Proehl	2-0	1	Todd Gurley II	1-0

GAMES WITH 300-YARD PASSER, 100-YARD RECEIVER(S), 100-YARD RUSHER

Game/Date	300-Yard Passer	100-Yard Receiver(s)	100-Yard Rusher
vs. SF, 10/23/83	QB V. Ferragamo (26-35, 327 yds, 5 TD, 2 Int.)	TE M. Barber (8-113, 1 TD)	RB E. Dickerson (25-144)
at Det, 12/6/87	QB J. Everett (20-26, 324 yds, 2 TD, 2 Int.)	WR H. Ellard (7-171, 1 TD)	RB C. White (29-102, 1 TD)
at Den, 11/27/88	QB J. Everett (25-47, 365 yds, 2 TD, 1 Int.)	WR H. Ellard (11-167, 2 TD)	RB G. Bell (22-112, 1 TD)
vs. Atl, 10/21/90	QB J. Everett (24-38, 302 yds, 3 TD)	WR H. Ellard (6-109, 1 TD)	RB C. Gary (19-102, 2 TD)
at Atl, 12/15/96	QB T. Banks (11-16, 304 yds, 3 TD, 1 Int.)	WR E. Kennison (5-226, 3 TD)	RB L. Phillips (22-122, 1 TD)
at Car, 12/5/99	QB K. Warner (22-31, 351 yds, 3 TD, 2 Int.)	WR A. Hakim (4-122, 2 TD)	RB M. Faulk (22-118)
		WR I. Bruce (6-111)	
at NO, 12/12/99	QB K. Warner (21-31, 346 yds, 2 TD, 1 Int.)	WR T. Holt (6-112)	RB M. Faulk (29-154, 1 TD)
		WR I. Bruce (4-102)	
vs. SF, 9/17/00	QB K. Warner (23-34, 394 yds, 2 TD, 2 Int.)	WR I. Bruce (8-188, 1 TD)	RB M. Faulk (25-134, 3 TD);
vs. SD, 10/1/00	QB K. Warner (30-24, 390, 4 TD)	WR I. Bruce (9-167, 2 TD)	RB J. Watson (14-102, 1 TD)
		RB M. Faulk (6-116, 2 TD)	
		WR A. Hakim (5-104)	
vs. Min, 12/10/00	QB K. Warner (27-32, 346 yds)	WR T. Holt (9-172)	RB M. Faulk (25-135, 4 TD)
at SF, 9/23/01	QB K. Warner (24-35, 321 yds, 3 TD, 1 Int.)	WR I. Bruce (8-144, 1 TD)	RB M. Faulk (18-105)
vs. Ind, 12/30/01	QB K. Warner (23-20, 359 yds, 3 TD, 1 Int.)	WR T. Holt (7-203, 2 TD)	RB M. Faulk (25-118, 3 TD)
at Ari, 11/23/03	QB M. Bulger (28-44, 329 yds, 1 TD, 4 Int.)	WR T. Holt (9-145)	RB M. Faulk (24-100, 1 TD)
at Hou, 11/27/05	QB R. Fitzpatrick (19-30, 310 yards, 1 TD, 3 Int.)	WR T. Holt (10-130, 1 TD)	RB M. Faulk (24-100, 1 TD)
vs. Was, 12/24/06	QB M. Bulger (28-38), 388 yards, 4 TD, 0 Int.)	WR I. Bruce (9-148, 1 TD)	RB S. Jackson (33-150, 1 TD)
		RB S. Jackson (6-102, 1 TD)	
at Ten, 12/24/17	QB J. Goff (22-38, 301 yards, 4 TD)	RB T. Gurley II (10-158, 2 TD)	RB T. Gurley II (22-118)
vs. LAC, 9/23/18	QB J. Goff (29-36, 354 yards, 3 TD)	WR R. Woods (10-104, 2 TD)	RB T. Gurley II (23-105)
vs. Sea, 11/11/18	QB J. Goff (28-39, 318 yards, 2 TD)	WR B. Cooks (10-100)	RB T. Gurley II (16-120)

LARGEST MARGIN OF VICTORY

Points	Score	Opponent/Date
59 points	(59-0)	vs. Atlanta, Dec. 4, 1976
52 points	(52-0)	vs. Oakland, Nov. 30, 2014
49 points	(56-7)	vs. San Francisco, Nov. 9, 1958
48 points	(48-0)	at Baltimore, Sept. 26, 1954
43 points	(70-27)	vs. Baltimore, Oct. 22, 1950
	(45-21)	vs. Baltimore, Dec. 5, 1953
	(59-16)	vs. Atlanta, Nov. 10, 1996
41 points	(65-24)	vs. Detroit, Oct. 29, 1950
	(55-14)	vs. New York Giants, Nov. 13, 1966
40 points	(54-14)	at New York Yanks, Sept. 28, 1951
39 points	(42-3)	at Philadelphia, Nov. 3, 1975
	(45-6)	vs. Seattle, Oct. 31, 1976
37 points	(46-9)	vs. Indianapolis, Sept. 10, 2017

LARGEST MARGIN OF DEFEAT

Points	Score	Opponent/Date
48 points	(48-0)	at San Francisco, Dec. 27, 1987
44 points	(47-3)	at New York Jets, Nov. 9, 2008
47 points	(47-0)	at Chicago Bears, Nov. 29, 1942
40 points	(47-7)	at Tennessee, Dec. 13, 2009
39 points	(49-10)	at Kansas City, Dec. 8, 2002
38 points	(52-14)	vs. Chicago Bears, Oct. 13, 1963
	(44-6)	at Detroit, Oct. 10, 2010
	(45-7)	vs. New England, Oct. 28, 2012
	(44-6)	vs. Arizona Cardinals, Jan. 1, 2017
36 points	(56-20)	at Philadelphia, Oct. 8, 1950
	(42-6)	at Pittsburgh, Nov. 3, 1996
	(42-6)	vs. Indianapolis, Oct. 25, 2009
35 points	(35-0)	at San Francisco, Oct. 4, 2009
	(38-3)	at Philadelphia, Sept. 7, 2008
	(35-0)	at San Francisco, Oct. 8, 1961
	(56-21)	at Baltimore, Nov. 25, 1956
	(42-7)	vs. Green Bay, Nov. 12, 1944
	(49-14)	at New York, Nov. 16, 1941

POSTSEASON STAT PACK



ALL-TIME PLAYOFF LEADERS



RUSHING (based on yards)

	Years	Games	Att.	Yards	Avg.	Long	TD
1. McCutcheon, Lawrence	(1972-79)	11	173	687	4.0	26	2
2. Dickerson, Eric	(1983-87)	6	133	674	5.1	65	3
3. Faulk, Marshall	(1999-2006)	10	155	561	3.6	38	6
4. Bryant, Cullen	(1973-82, 87)	14	102	413	4.0	17	2
5. Bell, Greg	(1987-89)	4	71	322	4.5	54	1
6. Tyler, Wendell	(1977-82)	4	65	228	3.5	39	1
7. Cappelletti, John	(1974-78)	8	60	201	3.4	16	1
8. Towler, Dan	(1950-55)	5	45	166	3.7	17	2
9. Bertelsen, Jim	(1972-76)	5	32	136	4.3	13	0
10. Hoerner, Dick	(1947-51)	4	43	120	2.8	24	3
NFL Record							
Smith, Emmitt	(1990-2004)	17	349	1,586	4.5	65	19

RECEIVING (based on receptions)

	Years	Games	Rec.	Yards	Avg.	Long	TD
1. Faulk, Marshall	(1999-2006)	10	49	509	10.4	52	2
2. Holt, Torry	(1999-2008)	10	47	630	13.4	52	4
3. Bruce, Isaac	(1994-2007)	9	44	759	17.3	77t	4
4. Fears, Tom	(1948-56)	6	28	572	20.4	73t	5
5. Ellard, Henry	(1983-93)	10	28	419	15.0	39	1
6. Jackson, Harold	(1973-77)	8	21	505	24.0	73	4
7. Hakim, Az-Zahir	(1998-2001)	7	21	284	13.5	38	0
8. Jessie, Ron	(1975-79)	6	20	314	15.7	41	1
9. Dennard, Preston	(1978-83)	8	18	314	17.4	35	3
10. McCutcheon, Lawrence	(1972-79)	11	17	152	8.9	17	0
NFL Record							
Rice, Jerry	(1985-2004)	28	151	2,245	14.9	73t	22

RECEIVING (based on yards)

	Years	Games	Rec.	Yards	Avg.	Long	TD
1. Bruce, Isaac	(1994-2007)	9	44	759	17.3	77t	4
2. Holt, Torry	(1999-2008)	10	47	630	13.4	52	4
3. Fears, Tom	(1948-56)	6	28	572	20.4	73t	5
4. Faulk, Marshall	(1999-2006)	10	49	509	10.4	52	2
5. Jackson, Harold	(1973-77)	8	21	505	24.0	73	4
6. Ellard, Henry	(1983-93)	10	28	419	15.0	39	1
7. Jessie, Ron	(1975-79)	6	20	314	15.7	41	1
8. Dennard, Preston	(1978-83)	8	18	314	17.4	35	3
9. Hakim, Az-Zahir	(1998-2001)	7	21	284	13.5	38	0
10. Curtis, Kevin	(2003-2006)	2	11	235	21.4	57t	1
NFL Record							
Rice, Jerry	(1985-2004)	28	151	2,245	14.9	73t	22

PASSING (based on yards)

	Years	Games	Att.	Comp.	Pct.	Yards	TD	Int.
1. Warner, Kurt	(1998-2003)	7	268	169	63.1	2,221	15	10
2. Ferragamo, Vince	(1977-80, 82-84)	7	188	92	48.9	1,227	5	11
3. Everett, Jim	(1986-93)	5	176	87	49.4	1,120	7	11
4. Waterfield, Bob	(1945-52)	7	124	63	50.8	965	6	11
5. Bulger, Marc	(2001-2004)	3	113	68	60.2	944	4	5
NFL Record								
Brady, Tom	(2000-Present)	37	1,464	920	62.8	10,226	71	31

YARDS FROM SCRIMMAGE

	Years	Games	Rushing	Receiving	Total
1. Faulk, Marshall	(1999-2006)	10	561	509	1,070
2. McCutcheon, Lawrence	(1972-79)	11	687	152	839
3. Bruce, Isaac	(1994-2007)	9	1	759	760
4. Dickerson, Eric	(1983-87)	6	674	30	704
5. Holt, Torry	(1999-2008)	10	0	630	630
6. Fears, Tom	(1948-56)	6	16	572	588
7. Bryant, Cullen	(1973-82, 87)	14	413	139	552
8. Jackson, Harold	(1973-77)	8	0	505	505
9. Ellard, Henry	(1983-93)	10	2	419	421
10. Bell, Greg	(1987-87)	4	322	57	379
NFL Record					
Rice, Jerry	(1985-2004)	28	44	2,245	2,289

SCORING

	Years	Games	TD	PAT	FG	Total
1. Wilkins, Jeff	(1997-2007)	10	0	26	17	77
2. Faulk, Marshall	(1999-2006)	10	8	1*	0	50
3. Lansford, Mike	(1982-90)	10	0	14	9	41
4t. Fears, Tom	(1948-56)	.6	5	0	0	30
4t. Corral, Frank	(1978-81)	6	0	9	7	30
6t. Bruce, Isaac	(1994-2007)	9	4	0	0	24
6t. Holt, Torry	(1999-2008)	10	4	0	0	24
8t. Waterfield, Bob	(1945-52)	7	0	14	2	20
8t. Jackson, Harold	(1973-77)	8	4	0	0	20
10t. Hoerner, Dick	(1947-51)	4	3	0	0	18
10t. Dennard, Preston	(1978-83)	.8	3	0	0	18
10t. Dickerson, Eric	(1983-87)	6	3	0	0	18
NFL Record						
Vinatieri, Adam	(1996-)	30	0	66	56	234

FIELD GOALS (min. five attempts)

	Years	Games	Att.	Made	Pct.	Long
1. Lansford, Mike	(1982-90)	10	12	9	75.0	43
2. Wilkins, Jeff	(1997-2007)	10	23	17	73.9	55
3. Corral, Frank	(1978-81)	6	11	7	63.6	45
4. Ray, David	(1969-74)	4	7	4	57.1	40
NFL Record (Min. 10 Field Goals)						
Vinatieri, Adam	(1996-)	30	68	56	82.4	53

PUNTING AVERAGE (min. five punts)

	Years	Games	No.	Avg.	Long	Blocked
1. Hekker, Johnny	(2017-)	1	5	43.6	66	0
2. Burke, Mike	(1974)	2	10	43.4	49	0
3. Baker, John	(2000-01)	4	17	43.0	53	0
4. Clark, Ken	(1979)	3	15	40.6	59	0
5. Horan, Mike	(1999)	3	9	40.9	48	0
NFL Record (Min. 25 Punts)						
McAfee, Pat	(2009-2016)	10	39	46.9	68	0

KICKOFF RETURN AVERAGE (min. 10 returns)

	Years	Games	No.	Yards	Avg.	Long	TD
1. Horne, Tony	(1999-2000)	4	14	336	24.0	95t	1
2. Bryant, Cullen	(1973-82, 87)	14	14	315	22.5	41	0
3. Brown, Ron	(1984-89, 91)	7	11	237	21.5	38	0
NFL Record							
Manning, Danieal	(2006-14)	9	12	429	35.8	94	0

PUNT RETURN YARDAGE

	Years	Games	No.	Yards	Avg.	Long	TD
1. Hakim, Az-Zahir	(1999-2001)	4	12	149	12.4	65	0
2. Bryant, Cullen	(1973-82, 87)	14	11	97	8.8	19	0
3. Ellard, Henry	(1983-93)	10	11	94	8.5	23	0
4. Brown, Eddie	(1978-79)	5	10	88	8.8	37	0
NFL Record							
Rossum, Allen	(1998-2009)	6	10	239	23.9	47	0

INTERCEPTIONS

	Years	Games	No.	Yards	Avg.	Long	TD
1.* Simpson, Bill	(1974-78)	8	6	137	22.8	65t	1
2. Irvin, LeRoy	(1980-89)	11	4	149	37.3	94	0
3. Elmendorf, Dave	(1971-79)	11	3	15	5.0	10	0
4. Williams, Aeneas	(2001-04)	6	3	61	20.3	32t	2
5. Polley, Tommy	(2001-04)	6	3	72	24.0	37	1
6. Robertson, Isiah	(1971-78)	10	2	74	37.0	59t	1
7. Brown, Eddie	(1978-79)	5	2	27	13.5	21	0
8. Reynolds, Jack	(1970-80)	13	2	16	8.0	12	0
9. Jackson, Monte	(1975-77)	5	2	0	0.0	0	0
NFL Record							
Four Players			9				

*Simpson shares NFL record of nine interceptions in postseason play with Ronnie Lott (San Francisco/Los Angeles Raiders) Ed Reed (Baltimore) and Charlie Waters (Dallas). Simpson had three interceptions with Buffalo.

INDIVIDUAL PLAYOFF RECORDS



SERVICE

Most Games, Career

18	Jackie Slater, 1976-94
17	Jack Youngblood, 1971-84
16	Dennis Harrah, 1975-87

SCORING

Most Points, Game

18	Tom Fears, vs. Chicago, 12/17/50
15	Jeff Wilkins, vs. Carolina, 1/10/04
12	Dick Hoerner, at Cleveland, 12/24/50
	Eric Dickerson, vs. Dallas, 1/4/84
	Willie Anderson, at New York Giants, 1/7/90
	Marshall Faulk, vs. Philadelphia, 1/27/02

Most Points, Game, Opponent

18	Preston Pearson, vs. Dallas, 1/4/76
	John Riggins, at Washington, 1/1/84
16	Marlin (Pat) Harder, at Detroit, 12/21/52
15	Mark Moseley, at Washington, 1/1/84

TOUCHDOWNS

Game

3	Tom Fears, vs. Chicago, 12/17/50 (3 p)
2	Dick Hoerner, at Cleveland, 12/24/50 (2 r)
	Eric Dickerson, vs. Dallas, 1/4/84 (2 r)
	Willie Anderson, at New York Giants, 1/7/90 (2 p)
	Marshall Faulk, vs. Philadelphia, 1/27/02 (2 r)

Game, Opponent

3	Preston Pearson, vs. Dallas, 1/4/76 (3 p)
	John Riggins, at Washington, 1/1/84 (3 r)
	Willie Jackson, at New Orleans, 12/30/00 (3 p)
2	Many times, last by Warrick Dunn, at Atlanta, 1/15/05 (2 r)

Most Consecutive Games Scoring Touchdown

3	Preston Dennard, 1980-83
2	Many times, last by Torry Holt, 2004

POINTS AFTER TOUCHDOWNS

Most Attempted, Career

26	Jeff Wilkins, 1997-2007
15	Bob Waterfield, 1946-52
14	Mike Lansford, 1982-90

Most Attempted, Game

7	Jeff Wilkins, vs. Minnesota, 1/16/00
6	Jeff Wilkins, vs. Green Bay, 1/20/02
5	Tom Dempsey, vs. St. Louis, 12/27/75

Most Made, Career

26	Jeff Wilkins, 1997-2007
14	Bob Waterfield, 1946-52
	Mike Lansford, 1982-90
9	Tom Dempsey, 1975-76
	Frank Corral, 1978-91

Most Made, Game

7	Jeff Wilkins, vs. Minnesota, 1/16/00
6	Jeff Wilkins, vs. Green Bay, 1/20/00
5	Tom Dempsey, vs. St. Louis, 12/27/75

Most Made, Game, Opponent

6	Mark Moseley, at Washington, 1/1/84
	Jay Feely, at Atlanta 1/15/05
5	Lou Groza, vs. Cleveland, 12/26/55
4	Many times, last by Doug Brien, at New Orleans, 12/30/00

Most Made, No Misses, Career

26	Jeff Wilkins, 1997-2007
14	Mike Lansford, 1982-90
9	Tom Dempsey, 1975-76

TWO POINT CONVERSIONS

Most Two-Point Conversions, Career

1	Dane Looker, 2002-08
---	----------------------

Most Two-Point Conversions, Game

1	Dane Looker, vs. Carolina, 1/10/04
---	------------------------------------

FIELD GOALS

Most Attempted, Game

6	David Ray, at Dallas, 12/23/73
	Jeff Wilkins, vs. Carolina, 1/10/04
4	Jeff Wilkins, vs. Tennessee, 1/30/00 (SB XXXIV)
	Jeff Wilkins, vs. Philadelphia, 1/27/02
3	Frank Corral, at Tampa Bay, 1/6/80
	Bruce Gossett, at Minnesota, 12/27/69

Most Attempted, Opponent, Game

5	John Kasay, vs. Carolina, 1/10/04
4	Three times, last by Matt Bryant, vs. Atlanta 1/6/18
3	Many times, last by Al Del Greco, vs. Tennessee, 1/30/00 (SB XXXIV)

Most Made, Game

5	Jeff Wilkins, vs. Carolina, 1/10/04
3	David Ray, at Dallas, 12/23/73
	Frank Corral, at Tampa Bay, 1/6/80
	Jeff Wilkins, vs. Tennessee, 1/30/00 (SB XXXIV)
	Jeff Wilkins, vs. Philadelphia, 1/27/02
2	Many times, last by Sam Ficken, vs. Atlanta Falcons 1/6/18

Most Made, Opponent, Game

4	Twice, last by Matt Bryant, vs. Atlanta, 1/6/18
3	Many times, last by John Kasay, vs. Carolina, 1/10/04
2	Many times, last by Adam Vinatieri, vs. New England, 2/3/02 (SB XXXVI)

Most Consecutive Field Goals Made

5	Mike Lansford, 1983-86
	Jeff Wilkins, 2003
3	David Ray, 1973-74
	Frank Corral, 1980
	Mike Lansford, 1990
	Jeff Wilkins, 2001
2	By many, last by Sam Ficken, vs. Atlanta Falcons 1/6/18

Most Consecutive Games With A Made Field Goal

5	Jeff Wilkins, 2001-04
2	David Ray, 1973-74
	Frank Corral, 1980
	Mike Lansford, 1990
	Jeff Wilkins, 1999

Longest Field Goal

55	Jeff Wilkins, at Atlanta, 1/15/05
51	Jeff Wilkins, vs. Carolina, 1/10/04
50	Jeff Wilkins, vs. New England, 2/3/02 (SB XXXVI)

Longest Field Goal, Opponent

54	Matt Bryant, vs. Atlanta, 1/6/18
52	Lou Groza, vs. Cleveland, 12/23/51
	John Kasay, vs. Carolina, 1/10/04
48	Adam Vinatieri, vs. New England, 2/3/02 (SB XXXVI)

SAFETIES

Most, Game

1	Team, vs. Tampa Bay, 1/23/00
	Team, vs. Washington, 12/16/45

Most, Opponent, Game

1	Carl Eller, at Minnesota, 12/27/69
	Jim Jensen, at Dallas, 12/19/76
	Randy White, at Dallas, 12/30/79
	Brady Smith, at Atlanta, 1/15/05

RUSHING ATTEMPTS

Game

37	Lawrence McCutcheon, vs. St. Louis, 12/27/75
34	Eric Dickerson, vs. Dallas, 1/4/86
31	Marshall Faulk, vs. Philadelphia, 1/27/02

Opponent, Game

31	Steve Van Buren, vs. Philadelphia, 12/18/49
	Chuck Foreman, vs. Minnesota, 12/26/77
29	George Rogers, at Washington, 12/28/86
28	Eddie George, vs. Tennessee, 1/30/00 (SB XXXIV)

RUSHING YARDS

Game	
248	Eric Dickerson, vs. Dallas, 1/4/86
202	Lawrence McCutcheon, vs. St. Louis, 12/27/75
159	Marshall Faulk, vs. Philadelphia, 1/27/02
Game, Opponent	
204	Steve Van Buren, vs. Philadelphia, 12/18/79
160	Tony Dorsett, vs. Dallas, 12/28/80
142	Warrick Dunn, at Atlanta, 1/15/05
Longest Run	
65	Eric Dickerson, at Washington, 12/28/86
55	Eric Dickerson, vs. Dallas, 1/4/86
54	Greg Bell, at Philadelphia, 12/31/89
Longest Run, Opponent	
64	Stephen Davis, vs. Carolina, 1/10/04
62	Chuck Foreman, at Minnesota, 12/26/76
	Warrick Dunn, at Atlanta, 1/15/05
53	Tony Dorsett, vs. Dallas, 1/7/79
Most Games, 100 or More Yards	
3	Lawrence McCutcheon, 1972-79
	Eric Dickerson, 1983-87
2	Cullen Bryant, 1973-82, 87
1	Jim Gillette, 1940, 1944-45
	Greg Bell, 1987-89
	Marshall Faulk, 1999-2006
	Todd Gurley II, 2017
Most Consecutive Games, 100 or More Yards	
2	Lawrence McCutcheon, 1976-77

AVERAGE GAIN RUSHING

Career (50 attempts)	
5.07	Eric Dickerson, 1983-87
4.54	Greg Bell, 1987-89
4.05	Cullen Bryant, 1973-82, 87
Game (10 attempts)	
7.29	Eric Dickerson, vs. Dallas, 1/4/86
7.21	Todd Gurley II vs. Atlanta, 1/6/18
6.38	Lawrence McCutcheon, vs. Minnesota, 12/26/77

RUSHING TOUCHDOWNS

Game	
2	Dick Hoerner, at Cleveland, 12/24/50
	Eric Dickerson, vs. Dallas, 1/4/86
	Marshall Faulk, vs. Philadelphia, 1/27/02
1	Many times, last by Marshall Faulk, at Seattle, 1/8/05
Game, Opponent	
3	John Riggins, at Washington, 1/1/84
2	Many times, last by Warrick Dunn, at Atlanta, 1/15/05
1	Many times, last by Devonta Freeman, vs. Atlanta, 1/6/18
Most Consecutive Games Rushing for Touchdown	
2	Dick Hoerner, 1950-51
	Dan Towler, 1951-52
	Lawrence McCutcheon, 1976
	Eric Dickerson, 1984-85
	Marshall Faulk, 2003-04

PASSING ATTEMPTS

Game	
46	Marc Bulger, vs. Carolina, 1/10/04
45	Kurt Warner, vs. Tennessee, 1/30/00 (SB XXXIV)
	Jim Everett, at Minnesota, 12/26/88
	Jared Goff, vs. Atlanta, 1/6/18
44	Jim Everett, at New York Giants, 1/7/90
	Kurt Warner, vs. New England, 2/3/02 (SB XXXVI)
Game, Opponent	
53	Danny White, at Dallas, 12/26/83
50	Jeff George, vs. Minnesota, 1/16/00
44	Brett Favre, vs. Green Bay, 1/20/02

PASSING COMPLETIONS

Game	
28	Kurt Warner, vs. New England, 2/3/02 (SB XXXVI)
27	Kurt Warner, vs. Minnesota, 1/16/00
	Marc Bulger, vs. Carolina, 1/10/04
26	Kurt Warner, vs. Tampa Bay, 1/23/00
Game, Opponent	
32	Danny White, at Dallas, 12/26/83
29	Jeff George, vs. Minnesota, 1/16/00
27	Matt Hasselbeck, at Seattle, 1/8/05

Consecutive Passes Completed

12	Kurt Warner, vs. Minnesota, 1/16/00
8	Roman Gabriel, at Minnesota, 12/27/69
7	Roman Gabriel, at Minnesota, 12/27/69
	Vince Ferragamo, at Tampa Bay, 1/6/80
	Marc Bulger, vs. Carolina, 1/10/04

PASSING COMPLETION PERCENTAGE

Game (20 attempts)	
84.4	Kurt Warner, vs. Minnesota, 1/16/00 (27 of 33)
68.8	Roman Gabriel, at Minnesota, 12/27/69 (22 of 32)
66.7	Bob Waterfield, vs. Chicago, 12/17/50 (14 of 21)
	Kurt Warner, vs. Philadelphia, 1/27/02 (22 of 33)

PASSING YARDS GAINED

Game	
414	Kurt Warner, vs. Tennessee, 1/30/00 (SB XXXIV)
391	Kurt Warner, vs. Minnesota, 1/16/00
365	Kurt Warner, at New Orleans, 12/30/00
	Kurt Warner, vs. New England, 2/3/02 (SB XXXVI)
Game, Opponent	
424	Jeff George, vs. Minnesota, 1/16/00
341	Matt Hasselbeck, at Seattle, 1/8/05
330	Danny White, at Dallas, 12/26/83
Most Games, 300 or More Passing Yards, Career	
4	Kurt Warner, 1998-2003
2	Marc Bulger, 2001-
1	Bob Waterfield, at Cleveland, 12/24/50
	Jim Everett, at Philadelphia, 1/7/90

Longest Pass Completion

82t	Bob Waterfield (to Glenn Davis), at Cleveland, 12/24/50
77t	Kurt Warner (to Isaac Bruce), vs. Minnesota, 1/16/00
73t	Norm Van Brocklin (to Tom Fears), vs. Cleveland, 12/23/51
73	James Harris (to Harold Jackson), at Minnesota, 12/29/74
73t	Kurt Warner (to Isaac Bruce), vs. Tennessee, 1/30/00 (SB XXXIV)

Longest Pass Completion, Opponent

83t	Roger Staubach (to Drew Pearson), at Dallas, 12/23/78
73t	Terry Bradshaw (to John Stallworth), vs. Pittsburgh, 1/20/80 (SB XIV)
69t	Jake Delhomme (to Steve Smith), vs. Carolina, 1/10/04

PASSING TOUCHDOWNS

Game	
5	Kurt Warner, vs. Minnesota, 1/16/00
3	Bob Waterfield, vs. Chicago, 12/27/50
	Vince Ferragamo, at Dallas, 12/26/83
	Kurt Warner, at New Orleans, 12/30/00
2	Many times, last by Marc Bulger, at Atlanta, 1/15/05
Game, Opponent	
4	Otto Graham, at Cleveland, 12/24/50
	Roger Staubach, vs. Dallas, 1/4/76
	Jeff George, vs. Minnesota, 1/16/00
	Aaron Brooks, at New Orleans, 12/30/00
3	Danny White, at Dallas, 12/28/80
2	Many times, last by Michael Vick, at Atlanta, 1/15/05
Most Consecutive Games, Touchdown Pass	
7	Kurt Warner, 1998-2003
4	Jim Everett, 1986-90
3	Norm Van Brocklin, 1951-55
	Pat Haden, 1976-78
	Vince Ferragamo, 1980-84

PASSES HAD INTERCEPTED

Game	
6	Norm Van Brocklin, vs. Cleveland, 12/26/55
4	Bob Waterfield, at Cleveland, 12/24/50
3	Many times, last by Marc Bulger, vs. Carolina, 1/10/04
Game, Opponent	
6	Brett Favre, vs. Green Bay, 1/20/02
4	Bobby Layne, at Detroit, 12/21/52
3	Many times, last by Danny White, vs. Dallas, 1/4/86
Most Consecutive Passes Attempted, None Intercepted	
72	Kurt Warner, 2001
63	Kurt Warner, 1999
55	Norm Van Brocklin, 1949-55
Most Attempts, No Interceptions, Game	
45	Kurt Warner, vs. Tennessee, 1/30/00 (SB XXXIV)
34	Jim Everett, at Minnesota, 12/26/88
33	Kurt Warner, vs. Philadelphia, 1/27/02

Most Attempts, No Interceptions, Opponent

36	Steve McNair, vs. Tennessee, 1/30/00 (SB XXXIV)
35	Randall Cunningham, at Philadelphia, 12/31/89
31	Phil Simms, vs. New York Giants, 12/23/84

SACKS ABSORBED

Game	
5	Roman Gabriel, at Green Bay, 12/23/67 John Hadl, at Dallas, 12/23/73 Ron Jaworski, vs. Dallas, 1/4/76 Marc Bulger, at Seattle, 1/8/05
4	Vince Ferragamo, vs. Pittsburgh, 1/20/80 (SB XIV) Marc Bulger, at Atlanta, 1/15/05
3	Many times, last by Jared Goff, vs. Atlanta, 1/6/18
Game, Opponent	
7	Roger Staubach, at Dallas, 12/23/73
5	Danny White, vs. Dallas, 1/4/86 Wade Wilson, at Minnesota, 12/26/88 Shaun King, vs. Tampa Bay, 1/23/00
4	Many times, last by Jeff George, vs. Minnesota, 1/16/00

PASS RECEIVING - RECEPTIONS

Game	
9	Tom Fears, at Cleveland, 12/24/50 Marshall Faulk, vs. Carolina, 1/10/04 Robert Woods, vs. Atlanta, 1/6/18
8	Henry Ellard, at New York Giants, 1/7/90 Isaac Bruce, vs. Philadelphia, 1/27/02 Cooper Kupp, vs. Atlanta, 1/6/18 10 times, last by Kevin Curtis, at Atlanta, 1/15/05
Game, Opponent	
12	Darrell Jackson, at Seattle, 1/8/05
11	Dante Lavelli, at Cleveland, 12/24/50
9	Tony Hill, at Dallas, 12/26/83 Keith Byars, at Philadelphia, 12/31/89 Randy Moss, vs. Minnesota, 1/16/00 Julio Jones, vs. Atlanta, 1/6/18
Most Consecutive Games, Pass Reception	
10	Henry Ellard, 1983-93 Marshall Faulk, 1999-2006 Torry Holt, 1999-2008
9	Isaac Bruce, 1994-2007
8	Lawrence McCutcheon, 1973-77

RECEIVING YARDS

Game	
198	Tom Fears, vs. Chicago, 12/17/50
162	Isaac Bruce, vs. Tennessee, 1/30/00 (SB XXXIV)
142	Robert Woods, vs. Atlanta, 1/6/18
Game, Opponent	
188	Randy Moss, vs. Minnesota, 1/16/00
171	Charlie Brown, at Washington, 1/1/84
163	Steve Smith, vs. Carolina, 1/10/04
Longest Pass Reception (All TDs unless noted)	
82t	Glenn Davis, at Cleveland, 12/24/50
77t	Isaac Bruce, vs. Minnesota, 1/16/00
73t	Tom Fears, vs. Cleveland, 12/23/51
73	Harold Jackson, at Minnesota, 12/29/74 (no TD)
73t	Isaac Bruce, vs. Tennessee, 1/30/00 (SB XXXIV)
Longest Pass Reception, Opponent	
83t	Drew Pearson, at Dallas, 12/23/73
73t	John Stallworth, vs. Pittsburgh, 1/20/80 (SB XIV)
69t	Steve Smith, vs. Carolina, 1/10/04
Most Games, 100 or More Yards, Career	
4	Isaac Bruce, 1994-2007
3	Tom Fears, 1948-56
2	Harold Jackson, 1968, 73-77 Torry Holt, 1999-2008 Kevin Curtis, 2003-2006

RECEIVING AVERAGE

Game (min. three receptions)	
46.3	Tom Fears, vs. Cleveland, 12/23/51 (3-139)
46.3	Harold Jackson, at Minnesota, 12/29/74 (3-139)
33.3	Isaac Bruce, vs. Minnesota, 1/16/00 (4-133)
Game, Opponent (min. three receptions)	
40.3	John Stallworth, vs. Pittsburgh, 1/20/80, (SB XIV) (3-121)
31.7	Steve Bagarus, vs. Washington, 12/16/45 (3-95) Dante Lavelli, vs. Cleveland, 12/26/55 (3-95)
28.5	Charlie Brown, at Washington, 1/1/84 (6-171)

RECEIVING TOUCHDOWNS

Game	
3	Tom Fears, vs. Chicago, 12/17/50
2	Willie Anderson, at New York Giants, 1/7/90
Game, Opponent	
3	Preston Pearson, vs. Dallas, 1/4/76 Willie Jackson, at New Orleans, 12/30/00
2	Dante Lavelli, at Cleveland, 12/24/50 Drew Pearson, at Dallas, 12/23/73 Art Monk, at Washington, 1/1/84 Randy Moss, vs. Minnesota, 1/16/00
Most Consecutive Games, Touchdown	
2	Tom Fears, 1951-52 Harold Jackson, 1974-75 Harold Jackson, 1976-77 Preston Dennard, 1983 Isaac Bruce, 1999-2000 Torry Holt, 2004

RUSHING/RECEIVING ATTEMPTS

Game	
40	Lawrence McCutcheon, vs. St. Louis, 12/22/74 (ru 37, re 3)
35	Eric Dickerson, vs. Dallas, 1/4/86 (ru 34, re 1) Marshall Faulk, vs. Philadelphia, 1/27/02 (ru 31, re 4)
29	Wendell Tyler, at Tampa Bay, 1/6/80 (ru 28, re 1)

RUSHING/RECEIVING YARDS

Game	
244	Eric Dickerson, vs. Dallas, 1/4/86 (ru 248, re -4)
210	Lawrence McCutcheon, vs. St. Louis, 12/22/74 (ru 202, re 8)
172	Marshall Faulk vs. Philadelphia, 1/27/02 (ru 159, re 13)

PUNTING

Game	
11	Dale Hatcher, at Chicago, 1/12/86
9	Bob Waterfield, vs. Philadelphia, 12/18/49
7	Many times, last by Dale Hatcher, at San Francisco, 1/14/90
Game, Opponent	
10	Maury Buford, at Chicago, 1/11/86
8	Neil Clabo, vs. Minnesota, 12/26/77 Tom Blanchard, at Tampa Bay, 1/6/80 Ken Walter, vs. New England, 2/3/02 (SB XXXVI)
7	Many times, last by Bucky Scribner, at Minnesota, 12/26/88
Longest Punt	
66	Johnny Hekker, vs. Atlanta, 1/6/18
64	Dave Chapple, at Dallas, 12/23/73
63	Dale Hatcher, at Minnesota, 12/26/88
Longest Punt, Opponent	
68	Horace Gillom, at Cleveland, 12/24/50
60	Matt Boshier, vs. Atlanta, 1/6/18
57	Neil Clabo, vs. Minnesota, 12/26/77

AVERAGE GROSS YARDS PUNTING

Game (4 punts)	
50.8	Norm Van Brocklin, at Cleveland, 12/24/50 (4-203)
48.2	Dale Hatcher, at Minnesota, 12/26/88 (5-241)
45.8	Kevin Stemke, at Atlanta, 1/15/05 (4-183)
Game, Opponent (4 punts)	
51.6	Matt Boshier, vs. Atlanta, 1/6/18 (5-258)
47.6	Mitch Berger, vs. Minnesota, 1/16/00 (5-238)
46.9	Mike Saxon, vs. Dallas, 1/4/86 (7-328)

PUNTS HAD BLOCKED

Career	
3	Rusty Jackson, 1976
1	Bob Waterfield, 1946-52 Glen Walker, 1977
Most Consecutive Punts, None Blocked	
44	Dale Hatcher, 1985-89, 91
18	Bob Waterfield, 1946-52
17	John Misko, 1982-84 John Baker, 2000-01

PUNTS INSIDE THE 20-YARD LINE

Career

14	Dale Hatcher, 1985-89, 91
6	John Baker, 2000-01
5	Bob Waterfield, 1946-52
5	Johnny Hekker, 2017

Game

5	Johnny Hekker, vs. Atlanta, 1/6/18
3	Five times, last by John Baker, vs. New England, 2/3/02 (SB XXXVI)
2	Many times, last by John Baker, vs. Green Bay, 1/20/02

PUNT RETURNS

Game

6	Eddie Brown, at Tampa Bay, 1/6/80
5	Jackie Wallace, vs. Minnesota, 12/31/78
4	Five times, last by Pharoah Cooper vs. Atlanta 1/6/18

Game, Opponent

6	George McAfee, vs. Chicago, 12/19/50
5	James Jones, at Dallas, 12/28/80
4	Many times, last by Karl Williams, vs. Tampa Bay, 1/23/00

PUNT RETURN FAIR CATCHES

Career

7	Dre' Bly, 1999-2002
3	Dave Elmendorf, 1971-79
2	Many times, last by Az-Zahir Hakim, 1998-2001

Game

3	Dre' Bly, vs. Philadelphia, 1/27/02
2	Tom Kalmanir, vs. Cleveland, 12/23/50
	Verda (V.T.) Smith, vs. Cleveland, 12/23/50
	Ed Meador, at Green Bay, 12/23/67
	Dave Elmendorf, vs. St. Louis, 12/27/75
	Dre' Bly, vs. Green Bay, 1/20/02
	Dre' Bly, vs. New England, 2/3/02 (SB XXXVI)

Game, Opponent

3	Willie Wood, at Green Bay, 12/23/67
	Nick Giaquinto, at Washington, 1/1/84
	Gordon Banks, vs. Dallas, 1/4/86
	Andre Roberts, vs. Atlanta, 1/6/18
2	Chad Morton, at New Orleans, 12/30/00

PUNT RETURN YARDS GAINED

Career

105	Az-Zahir Hakim, 1998-2001
97	Cullen Bryant, 1973-82, 87
94	Henry Ellard, 1983-93

Game

72	Az-Zahir Hakim, vs. Minnesota 1/16/00
71	Verda (V.T.) Smith, at Detroit, 12/21/52
	Jackie Wallace, vs. Minnesota, 12/31/78
67	Eddie Brown, at Tampa Bay, 1/6/80

Game, Opponent

152	Allen Rossum, at Atlanta, 1/15/05
81	James Jones, at Dallas, 12/28/80
68	George McAfee, vs. Chicago, 12/19/50

Longest Punt Return

65	Az-Zahir Hakim, at New Orleans, 12/30/00
57t	Verda (V.T.) Smith, at Detroit, 12/21/52
37	Eddie Brown, at Tampa Bay, 1/6/60

Longest Punt Return, Opponent

68	Allen Rossum, at Atlanta, 1/15/05
48	Nick Giaquinto, at Washington, 1/1/84
45	Allen Rossum, at Atlanta, 1/15/05

PUNT RETURN AVERAGE YARDAGE

Game (3 returns)

19.7	Az-Zahir Hakim, at New Orleans, 12/30/00 (3-59)
18.0	Az-Zahir Hakim, vs. Minnesota, 1/16/00 (4-72)
14.2	Jackie Wallace, vs. Minnesota, 12/31/78 (5-71)

Game, Opponent (3 returns)

50.7	Allen Rossum, at Atlanta, 1/15/05 (3-152)
18.7	Nick Giaquinto, at Washington, 1/1/84 (3-56)
16.2	James Jones, at Dallas, 12/28/80 (5-81)

PUNT RETURN TOUCHDOWNS

Game

1	Verda (V.T.) Smith, at Detroit, 12/21/52
---	--

Game, Opponent

1	Allen Rossum, at Atlanta, 1/15/05
---	-----------------------------------

KICKOFF RETURNS

Game

7	Henry Ellard, at Washington, 1/1/84
6	Aveion Cason, at Atlanta, 1/15/05
	Pharoah Cooper, vs. Atlanta, 1/6/18
5	Many times, last by Aveion Cason, at Seattle, 1/8/05

Game, Opponent

7	Robert Tate, vs. Minnesota, 1/16/00
6	Brian Mitchell, vs. Philadelphia, 1/27/02
	Maurice Morris, at Seattle, 1/8/05
5	Ken Carpenter, vs. Cleveland, 12/23/51
	Larry Anderson, vs. Pittsburgh, 1/20/80 (SB XIV)
	Derrick Mason, vs. Tennessee 1/30/00 (SB XXXIV)
	Rod Smart, vs. Carolina, 1/10/04

KICKOFF RETURN YARDS

Game

174	Tony Horne, vs. Minnesota, 1/16/00
129	Woodley Lewis, at Detroit, 12/21/52
127	Woodley Lewis, vs. Cleveland, 12/26/55

Game, Opponent

162	Larry Anderson, vs. Pittsburgh, 1/20/80 (SB XIV)
151	Robert Tate, vs. Minnesota, 1/16/00
135	Ken Carpenter, vs. Cleveland, 12/23/51

Longest Kickoff Return

95t	Tony Horne, vs. Minnesota, 1/16/00
46	Robert Delpino, at San Francisco, 1/14/90
43	Woodley Lewis, vs. Cleveland, 12/26/55

Longest Kickoff Return, Opponent

67	Terry Metcalf, vs. St. Louis, 12/27/75
45	Larry Anderson, vs. Pittsburgh, 1/20/80
41	Brian Mitchell, vs. Philadelphia, 1/27/02

KICKOFF RETURN AVERAGE YARDAGE

Game (3 returns)

43.5	Tony Horne, vs. Minnesota, 1/16/00 (4-174)
31.8	Woodley Lewis, vs. Cleveland, 12/26/55 (4-127)
29.3	Ron Waller, vs. Cleveland, 12/26/55 (3-88)

Game, Opponent

35.0	Terry Metcalf, vs. St. Louis, 12/27/75 (3-105)
32.4	Larry Anderson, vs. Pittsburgh, 1/20/80 (5-162) (SB XIV)
28.3	Patrick Pass, vs. New England, 2/3/02 (SB XXXVI)

KICKOFF RETURN TOUCHDOWNS

Game

1	Tony Horne, vs. Minnesota, 1/16/00
---	------------------------------------

Game, Opponent

Never	
-------	--

INTERCEPTIONS

Game

2	Bill Simpson, vs. Minnesota, 12/31/78
	Bill Simpson, vs. St. Louis, 12/27/75
	Tommy Polley, vs. Green Bay, 1/20/02
	Aeneas Williams, vs. Green Bay, 1/20/02
1	Many times, last by Travis Fisher, at Seattle, 1/8/05

Game, Opponent

2	Many times, last by Sammy Knight, at New Orleans, 12/30/00
---	--

1	Many times, last by Jason Webster, at Atlanta, 1/15/05
---	--

Most Consecutive Games, Interception

2	Jack Reynolds, 1973
	Bill Simpson, 1975-76
	Monte Jackson, 1976
	LeRoy Irvin, 1980-83
	Aeneas Williams, 2001

INTERCEPTION RETURN YARDS GAINED

Game

94	LeRoy Irvin, at Dallas, 12/26/83
83	Bill Simpson, vs. St. Louis, 12/27/75
59	Isiah Robertson, at Dallas, 12/23/73

Game, Opponent

72 Darrell Green, at Washington, 1/1/84
 68 Thomas Henderson, vs. Dallas, 1/7/79
 65 Don Paul, vs. Cleveland, 12/26/55

Longest Return (All TDs unless noted)

94 LeRoy Irvin, at Dallas, 12/26/83
 65t Bill Simpson, vs. St. Louis, 12/27/75
 59t Isiah Robertson, at Dallas, 12/23/73

Longest Return, Opponent

72t Darrell Green, at Washington, 1/1/84
 68t Thomas Henderson, vs. Dallas, 1/7/79
 65t Don Paul, vs. Cleveland, 12/26/55


FUMBLE RECOVERIES

Career

3 Fred Dryer, 1972-81
 2 Chuck Lamson, 1965-67
 Dave Elmendorf, 1971-79
 Jack Youngblood, 1971-84

Game

2 Chuck Lamson, at Green Bay, 12/23/67
 Dave Elmendorf, at Minnesota, 12/29/74
 Leonard Little, vs. Philadelphia, 1/27/02
 1 Many times, last by Pharoah Cooper and **Blake Countess, vs. Atlanta, 1/6/18**

Game, Opponent

2 Matt Blair, at Minnesota, 12/26/76
 1 Many times, last by Travis Hall, at Atlanta, 1/15/05

Longest Fumble Return

22 Andy Robustelli, vs. Cleveland, 12/23/51
 10 Jack Youngblood, at Minnesota, 12/26/76
 9 Fred Dryer, vs. St. Louis, 12/27/75

Longest Fumble Return, Opponent

52t Wilber Marshall, at Chicago, 1/11/86
 21 Alvin Walton, at Washington, 12/28/86
 19 Neal Olkewicz, at Washington, 12/28/86


SACKS

Career

8.5 Jack Youngblood, 1971-84
 7 Kevin Greene, 1985-92
 5 Leonard Little, 1998-

Game

3 Gary Jeter, vs. Dallas, 1/4/86
 Kevin Greene, at Minnesota, 12/26/88
 2.5 Jack Youngblood, at Dallas, 12/23/73
 2 Leonard Little, vs. Philadelphia, 1/27/02
 Brian Young, vs. Carolina, 1/10/04

Game, Opponent

3.5 Henry Jordan, at Green Bay, 12/23/67
 2 Carl Eller, at Minnesota, 12/26/76
 Lawrence Taylor, at New York Giants, 1/7/90
 Chike Okeafor, at Seattle, 1/8/05


BLOCKED PUNTS

Game

Never

Game, Opponent

2 Charlie Waters, at Dallas, 12/19/76
 1 Leo Skladany, vs. Philadelphia, 12/18/49
 Matt Blair, at Minnesota, 12/26/76
 Scott Studwell, at Minnesota, 12/31/78


BLOCKED FIELD GOALS

Game

1 Todd Lyght, vs. Tennessee, 1/30/00 (SB XXXIV)

Game, Opponent

1 Bill Willis, vs. Cleveland, 12/23/51
 1 Nate Allen, at Minnesota, 12/26/76

TEAM PLAYOFF RECORDS



SCORING



Most Points

- 49 vs. Minnesota, 1/16/00 (Rams 49, Vikings 37)
- 45 vs. Green Bay, 1/20/02 (Rams 45, Packers 17)
- 35 vs. St. Louis, 12/27/75 (Rams 35, Cardinals 23)

Most Points, Opponent

- 51 at Washington, 1/1/84 (Redskins 51, Rams 7)
- 47 at Atlanta, 1/15/05 (Falcons 47, Rams 17)
- 38 vs. Cleveland, 12/26/55 (Browns 38, Rams 14)

Fewest Points

- 0 vs. Philadelphia, 12/18/49 (Eagles 14, Rams 0)
- vs. Dallas, 1/7/79 (Cowboys 28, Rams 0)
- at Chicago, 1/12/86 (Bears 24, Rams 0)
- 3 at San Francisco, 1/14/90 (49ers 30, Rams 3)
- 7 vs. Minnesota, 12/26/77 (Vikings 14, Rams 7)
- vs. Dallas, 1/4/76 (Cowboys 37, Rams 7)
- at Green Bay, 12/23/67 (Packers 28, Rams 7)
- at Washington, 1/1/84 (Redskins 51, Rams 7)

Fewest Points, Opponent

- 0 at Tampa Bay, 1/6/80 (Rams 9, Buccaneers 0)
- vs. Dallas, 1/4/86 (Rams 20, Cowboys 0)
- 6 vs. Tampa Bay, 1/23/00 (Rams 11, Buccaneers 6)
- 7 at Philadelphia, 12/31/89 (Rams 21, Eagles 7)

Most Decisive Win

- 28 vs. Green Bay, 1/20/02 (Rams 45, Packers 17)
- 24 vs. Minnesota, 12/31/78 (Rams 34, Vikings 10)
- 20 vs. Dallas, 1/4/86 (Rams 20, Cowboys 0)

Most Decisive Loss

- 44 at Washington, 1/1/84 (Redskins 51, Rams 7)
- 30 vs. Dallas, 1/4/76 (Cowboys 37, Rams 7)
- at Atlanta, 1/15/05 (Falcons 47, Rams 17)
- 28 vs. Dallas, 1/7/79 (Cowboys 28, Rams 0)

Most Points, Both Teams

- 86 vs. Minnesota, 1/16/00 (Rams 49, Vikings 37)
- 64 at Atlanta, 1/15/05 (Falcons 47, Rams 17)
- 62 vs. Green Bay, 1/20/02 (Rams 45, Packers 17)



FIRST DOWNS



Most First Downs

- 26 vs. St. Louis, 12/27/75
- at New York Giants, 1/7/90
- vs. New England, 2/3/02 (SB XXXVI)
- 25 vs. Minnesota, 12/31/78
- 23 vs. Tennessee, 1/30/00 (SB XXXIV)
- vs. Tampa Bay, 1/23/00
- vs. Minnesota, 1/16/00
- vs. Carolina, 1/10/04

Most First Downs, Opponent

- 29 at Dallas, 12/28/80
- at San Francisco, 1/14/90
- 27 vs. Minnesota, 1/16/00
- vs. Tennessee, 1/30/00 (SB XXXIV)
- 24 vs. Dallas, 1/4/76
- at Dallas, 12/26/83
- vs. Carolina, 1/10/04
- at Seattle, 1/8/05

Most First Downs, Both Teams

- 50 vs. Minnesota, 1/16/00 (Vikings 27, Rams 23)
- vs. Tennessee, 1/30/00 (SB XXXIV)
- (Titans 27, Rams 23)
- 48 vs. St. Louis, 12/27/75 (Cardinals 22, Rams 17)
- 47 vs. Carolina, 1/10/04 (Panthers 24, Rams 23)

Fewest First Downs

- 7 vs. Philadelphia, 12/18/49
- 9 vs. Dallas, 1/4/76
- at Chicago, 1/12/86
- at San Francisco, 1/14/90
- at Dallas, 12/23/73
- vs. Chicago, 12/17/50

Fewest First Downs, Opponent

- 7 at Tampa Bay, 1/6/80
- 8 vs. Washington, 12/16/45
- 12 vs. Minnesota, 12/31/78
- vs. Tampa Bay, 1/23/00

Fewest First Downs, Both Teams

- 22 vs. Washington, 12/16/45 (Rams 14, Redskins 8)
- at Chicago, 1/12/86 (Bears 13, Rams 9)
- 24 vs. Philadelphia, 12/18/49 (Rams 7, Eagles 17)
- 26 at Dallas, 12/23/73 (Rams 11, Cowboys 15)

Most First Downs, Rushing

- 14 vs. St. Louis, 12/27/75
- at Minnesota, 12/26/76
- 13 vs. Minnesota, 12/31/78
- at Tampa Bay, 1/6/80
- 11 vs. Dallas, 1/4/86

Most First Downs, Rushing, Opponent

- 19 at Dallas, 12/28/80
- 14 at Atlanta, 1/15/05
- 12 vs. Philadelphia, 12/18/49
- vs. Chicago, 12/17/50
- at San Francisco, 1/14/90
- vs. Tennessee, 1/30/00 (SB XXXIV)

Fewest First Downs, Rushing

- 0 vs. Philadelphia, 12/18/49
- at San Francisco, 1/14/90
- 1 vs. Dallas, 1/4/76
- vs. Tennessee, 1/30/00 (SB XXXIV)
- at New Orleans, 12/30/00
- 2 at Green Bay, 12/23/67
- at Washington, 1/1/84

Fewest First Downs, Rushing, Opponent

- 1 at New Orleans, 12/30/00
- 2 vs. Minnesota, 12/31/78
- 3 vs. Washington, 12/16/45
- vs. Dallas, 1/4/86

Most First Downs, Passing

- 18 vs. Minnesota, 1/16/00
- vs. Tennessee, 1/30/00 (SB XXXIV)
- at Philadelphia, 12/31/89
- 17 vs. Carolina, 1/10/04
- 16 at New Orleans, 12/30/00
- vs. New England, 2/3/02 (SB XXXVI)

Most First Downs, Passing, Opponent

- 20 vs. Minnesota, 1/16/00
- at Dallas, 12/26/83
- 16 vs. Cleveland, 12/23/51
- vs. St. Louis, 12/27/75
- at San Francisco, 1/14/90
- 15 at Seattle, 1/8/05

Fewest First Downs, Passing

- 3 at Dallas, 1/4/86
- at Chicago, 1/12/86
- 4 vs. Washington, 12/16/45
- 5 at Dallas, 12/23/73
- vs. New York Giants, 12/23/84

Fewest First Downs, Passing, Opponent

- 4 at Tampa Bay, 1/6/80
- vs. Washington, 12/16/45
- vs. Philadelphia, 12/18/49
- at Dallas, 12/23/73
- vs. Minnesota, 12/26/77
- at Atlanta, 1/15/05
- 5 at Washington, 12/28/86
- 7 at Minnesota, 12/29/74

Most First Downs, Penalty

- 4 vs. Tennessee, 1/30/00 (SB XXXIV)
- at Seattle, 1/8/05
- 3 at Dallas, 12/19/76
- at Dallas, 12/26/83
- vs. New England, 2/3/02 (SB XXXVI)
- 2 Many times, last vs. Minnesota, 1/16/00

Most First Downs, Penalty, Opponent

- 3 vs. New York Giants, 12/23/84
- 2 at Minnesota, 12/29/74
- at Dallas, 1/7/79
- at New Orleans, 12/30/00
- at Seattle, 1/8/05
- vs. Atlanta, 1/6/18**

NET YARDS GAINED

Most Yards Gained

448 at New York Giants, 1/7/90
 440 vs. St. Louis, 12/27/75
 436 vs. Tennessee, 1/30/00 (SB XXXIV)

Most Yards Gained, Opponent

528 at Dallas, 12/28/80
 485 vs. Carolina, 1/10/04
 476 vs. Minnesota, 1/16/00

Most Yards Gained, Both Teams

881 vs. Minnesota, 1/16/00 (Vikings 476, Rams 405)
 865 vs. Carolina, 1/10/04 (Panthers, 485, Rams 380)
 832 at Cleveland, 12/24/50 (Rams 418, Browns 414)

Fewest Yards Gained

118 vs. Dallas, 1/4/76
 119 vs. Philadelphia, 12/18/49
 130 at Chicago, 1/12/86

Fewest Yards Gained, Opponent

181 at Tampa Bay, 1/6/80
 189 vs. Minnesota, 12/26/77
 192 vs. New York Giants

Fewest Yards Gained, Both Teams

362 at Chicago, 1/12/86 (Bears 232, Rams 130)
 406 vs. New York Giants, 12/23/84 (Giants 214, Rams 192)
 456 vs. Minnesota, 12/26/77 (Rams 267, Vikings 189)

RUSHING ATTEMPTS

Most Rushing Attempts

53 at Tampa Bay, 1/6/80
 50 vs. St. Louis, 12/27/75
 49 at Dallas, 12/19/76

Most Rushing Attempts, Opponent

61 vs. Philadelphia, 12/18/49
 50 vs. Dallas, 1/4/76
 49 vs. Minnesota, 12/26/77

Fewest Rushing Attempts

10 at San Francisco, 1/14/90
 13 vs. Tennessee, 1/30/00 (SB XXXIV)
 16 vs. Dallas, 1/4/76
 at Washington, 1/1/84
 at New Orleans, 12/30/00
 vs. Atlanta, 1/6/18

Fewest Rushing Attempts, Opponent

16 vs. Minnesota, 12/31/78
 18 vs. Dallas, 1/4/86
 20 at Dallas, 12/26/83

RUSHING YARDS

Most Yards Gained Rushing

269 vs. Dallas, 1/4/86
 237 vs. St. Louis, 12/27/75
 216 at Tampa Bay, 1/6/80

Most Yards Gained Rushing, Opponents

338 at Dallas, 12/28/80
 327 at Atlanta, 1/15/05
 274 vs. Philadelphia, 12/18/49

Most Yards Gained Rushing, Both Teams

430 at Dallas, 12/28/80 (Cowboys 338, Rams 92)
 404 at Atlanta, 1/15/05 (Falcons 327, Rams 77)
 351 at Minnesota, 12/26/76 (Rams 193, Vikings 158)

Fewest Yards Gained Rushing

21 vs. Philadelphia, 12/18/49
 22 vs. Dallas, 1/4/76
 26 at San Francisco, 1/14/90

Fewest Yards Gained Rushing, Opponent

35 vs. Washington, 12/16/45
 36 vs. Minnesota, 12/31/78
 40 vs. New York Giants, 12/23/84

Fewest Yards Gained Rushing, Both Teams

84 at New Orleans, 12/30/00 (Saints 50, Rams 34)
 118 vs. Minnesota, 1/16/00 (Vikings 87, Rams 31)
 128 vs. Tampa Bay, 1/23/00 (Buccaneers 77, Rams 51)

PASSING ATTEMPTS

Most Passes Attempted

46 vs. Carolina, 1/10/04
 45 vs. Tennessee, 1/30/00 (SB XXXIV)
 at Minnesota, 12/26/88

vs. Atlanta, 1/6/18

44 at New York Giants, 1/7/90
 vs. New England, 2/3/02 (SB XXXVI)

Most Passes Attempted, Opponent

53 at Dallas, 12/26/83
 50 vs. Minnesota, 1/16/00
 44 vs. Green Bay, 1/20/02

Most Passes Attempted, Both Teams

84 at Dallas, 12/26/83 (Cowboys 53, Rams 31)
 83 vs. Minnesota, 1/16/00 (Vikings 50, Rams 33)
 81 vs. Tennessee, 1/30/00 (SB XXXIV) (Rams 45, Titans 36)

Fewest Passes Attempted

15 vs. New York Giants, 12/23/84
 18 at Washington, 12/28/86
 21 at Dallas, 12/30/79

Fewest Passes Attempted, Opponent

9 vs. Philadelphia, 12/18/49
 10 vs. Minnesota, 12/26/77
 16 at Dallas, 12/23/73

Fewest Passes Attempted, Both Teams

36 vs. Philadelphia, 12/18/49 (Rams 27, Eagles 9)
 40 at Dallas, 12/23/73 (Rams 24, Cowboys 16)
 42 vs. Minnesota, 12/26/77 (Rams 32, Vikings 10)

PASSING COMPLETIONS

Most Passes Completed

28 vs. New England, 2/3/02 (SB XXXVI)
 27 vs. Minnesota, 1/16/00
 vs. Carolina, 1/10/04

25 vs. Tampa Bay, 1/23/00
 at New York Giants, 1/7/90

Most Passes Completed, Opponent

32 at Dallas, 12/26/83
 29 vs. Minnesota, 1/16/00
 27 at San Francisco, 1/14/90
 at Seattle, 1/8/05

Most Passes Completed, Both Teams

56 vs. Minnesota, 1/16/00 (Vikings 29, Rams 27)
 48 at Dallas, 12/26/83 (Cowboys 32, Rams 16)
 46 vs. Tennessee, 1/30/00 (SB XXXIV)
 (Rams 24, Titans 22)

Fewest Passes Completed

6 vs. Dallas, 1/4/86
 7 at Dallas, 12/23/73
 9 at Dallas, 12/30/79
 at Minnesota, 12/26/76
 at Washington, 12/28/86

Fewest Passes Completed, Opponent

5 vs. Philadelphia, 12/18/49
 vs. Minnesota, 12/26/77
 at Tampa Bay, 1/6/80

8 at Dallas, 12/23/73
 9 vs. Washington, 12/16/45

Fewest Passes Completed, Both Teams

15 vs. Philadelphia, 12/18/49 (Rams 10, Eagles 5)
 15 at Dallas, 12/23/73 (Cowboys 8, Rams 7)
 17 at Tampa Bay, 1/6/80 (Rams 12, Buccaneers 5)

PASSING YARDS

Most Yards Gained, Passing

407 vs. Tennessee, 1/30/00 (SB XXXIV)
 374 vs. Minnesota, 1/16/00
 350 at New Orleans, 12/30/00

Most Yards Gained, Passing, Opponent

389 vs. Minnesota, 1/16/00
 332 at Seattle, 1/8/05
 315 at Washington, 1/1/84

Most Yards Gained, Passing, Both Teams

763 vs. Minnesota, 1/16/00 (Vikings 389, Rams 374)
 626 at Seattle, 1/8/05 (Seahawks 332, Rams 294)
 615 vs. Tennessee, 1/30/00 (SB XXXIV) (Rams 407, Titans 208)

Fewest Yards Gained, Passing

47 vs. Dallas, 1/4/86
 66 at Chicago, 1/12/86
 96 vs. Dallas, 1/4/76

Fewest Yards Gained, Passing, Opponent

42 vs. Minnesota, 12/26/77
 68 vs. Philadelphia, 12/18/49
 70 at Atlanta, 1/15/05

Fewest Yards Gained, Passing, Both Teams

163 vs. Minnesota, 12/26/77 (Rams 118, Vikings 49)
 166 vs. Philadelphia, 12/18/49 (Rams 98, Eagles 68)
 185 at Chicago, 1/12/86 (Bears 144, Rams 41)

SACKS ABSORBED**Most Sacks**

7 at Dallas, 12/23/73
 5 vs. Cleveland, 12/23/51
 vs. Dallas, 1/4/86
 at Minnesota, 12/26/88
 vs. Tampa Bay, 1/23/00
 4 Many times, last vs. Minnesota, 1/16/00

Most Sacks, Opponent

5 at Green Bay, 12/23/67
 at Dallas, 12/23/73
 vs. Dallas, 1/4/76
 at Seattle, 1/8/05
 4 at Pittsburgh, 1/20/80
 at Atlanta, 1/15/05
 3 Many times, last vs. Atlanta, 1/6/18

SACK YARDAGE**Most Sack Yardage**

52 vs. Chicago, 12/17/50
 47 vs. Cleveland, 12/23/51
 44 at Dallas, 12/23/73

Most Sack Yardage, Opponent

51 vs. Dallas, 1/4/76
 44 at Green Bay, 12/23/67
 42 vs. Pittsburgh, 1/20/80

INTERCEPTIONS**Most Interceptions**

6 vs. Green Bay, 1/20/02
 4 at Detroit, 12/21/52
 3 Many times, last @ Dallas, 1/4/86

Most Interceptions, Opponent

7 vs. Cleveland, 12/26/55
 5 at Cleveland, 12/24/50
 5 vs. Dallas, 1/7/79

INTERCEPTION RETURN YARDS**Most Yards**

161 vs. Green Bay, 1/20/02
 130 vs. St. Louis, 12/27/75
 111 at Dallas, 12/26/83

Most Yards, Opponent

123 vs. Dallas, 1/7/79
 103 vs. Cleveland, 12/26/55
 77 vs. New England, 2/3/02 (SB XXXVI)

PUNTING**Most Punts**

11 at Chicago, 1/12/86
 10 vs. Chicago, 12/17/50
 9 vs. Philadelphia, 12/18/49
 at Dallas, 12/19/76

Most Punts, Opponent

9 at Philadelphia, 12/31/89
 8 Many times, last vs. New England, 2/3/02 (SB XXXVI)
 6 at New Orleans, 12/30/00

Fewest Punts

1 vs. Carolina, 1/10/04
 2 vs. Tennessee, 1/30/00 (SB XXXIV)
 3 at Minnesota, 12/27/69
 at Washington, 12/28/86
 vs. Minnesota, 1/16/00
 vs. Philadelphia, 1/27/02
 at Seattle, 1/8/05

Fewest Punts, Opponent

2 Many times, last at Atlanta, 1/15/05
 3 Many times, last at Seattle, 1/8/05
 4 Many times, last vs. Philadelphia, 1/27/02

AVERAGE PUNTING YARDAGE**Highest Average Distance (4 punts)**

50.8 at Cleveland, 12/24/50
 48.2 at Minnesota, 12/26/88
 45.8 at Atlanta, 1/15/05

Highest Average Distance, Opponent (4 punts)

51.6 vs. Atlanta, 1/6/18
 47.6 vs. Minnesota, 1/16/00
 46.9 vs. Dallas, 1/4/86

PUNT RETURNS**Most Punt Returns**

7 at Minnesota, 12/26/76
 6 vs. Minnesota, 12/31/78
 at Tampa Bay, 1/6/80
 5 Five times, last vs. Minnesota, 12/26/88

Most Punt Returns, Opponent

7 vs. Chicago, 12/24/50
 5 at Dallas, 12/28/80
 4 vs. Dallas, 1/7/79
 at Dallas, 12/19/76
 vs. Dallas, 1/4/76
 at Minnesota, 12/29/74
 vs. Pittsburgh, 1/20/80 (SB XIV)

PUNT RETURN YARDS GAINED**Most Yards, Punt Returns**

82 vs. Minnesota, 12/31/78
 76 at Detroit, 12/21/52
 72 vs. Minnesota, 1/16/00

Most Yards, Punt Returns, Opponent

152 at Atlanta, 1/15/05
 82 vs. Chicago, 12/24/50
 81 at Dallas, 12/28/80

KICKOFF RETURNS**Most Kickoff Returns**

10 at Washington, 1/1/84
 8 vs. Dallas, 1/4/76
 7 vs. Cleveland, 12/26/55
 at Atlanta, 1/15/05

Most Kickoff Returns, Opponent

8 vs. Minnesota, 1/16/00
 7 vs. St. Louis, 12/27/75
 vs. Green Bay, 1/20/02
 vs. Philadelphia, 1/27/02
 6 at Minnesota, 12/27/69
 vs. Minnesota, 12/31/78
 vs. Carolina 1/10/04
 at Seattle, 1/8/05
 vs. Atlanta, 1/6/18

KICKOFF RETURN YARDS GAINED**Most Yards, Kickoff Returns**

215 vs. Cleveland, 12/26/55
 174 vs. Minnesota, 1/16/00
 167 vs. Dallas, 1/4/76

Most Yards, Kickoff Returns, Opponent

188 vs. St. Louis, 12/27/75
 174 vs. Minnesota, 1/16/00
 162 vs. Pittsburgh, 1/20/80 (SB XIV)

FUMBLES**Most Fumbles**

5 vs. St. Louis, 12/27/75
 4 at Minnesota, 12/26/76
 at Chicago, 1/12/86
 at Washington, 12/28/86
 3 Many times, last at New Orleans, 12/30/00

Most Fumbles, Opponent

6 at Philadelphia, 12/31/89
 5 at Minnesota, 12/29/79
 4 vs. Cleveland, 12/23/51
 at New Orleans, 12/30/00



FUMBLES LOST



Most Fumbles Lost

- 4 at Washington, 12/28/86
- 3 at Minnesota, 12/29/74
vs. St. Louis, 12/27/75
- 2 Many times, last vs. Atlanta, 1/6/18

Most Fumbles Lost, Opponent

- 3 at Cleveland, 12/24/50
at Green Bay, 12/23/67
vs. Washington, 12/22/74
vs. Dallas, 1/4/86
- 2 Many times, last vs. Minnesota, 1/16/00



PENALTIES



Most Penalties

- 10 vs. New York Giants, 12/23/84
at Minnesota, 12/26/88
vs. Minnesota, 1/16/00
- 9 at New Orleans, 12/30/00
- 8 vs. Tennessee, 1/30/00 (Super Bowl XXXIV)
at Washington, 12/28/86
at Dallas, 12/19/76
vs. Chicago Bears, 12/17/50

Most Penalties, Opponent

- 13 vs. Carolina, 1/10/04
- 11 at Dallas, 12/28/80
- 10 vs. Dallas, 1/7/79
vs. Minnesota, 1/16/00

Fewest Penalties

- 1 at Philadelphia, 12/31/89
- 2 Many times, last @ San Francisco, 1/14/90
- 3 at Tampa Bay, 1/16/80
at Minnesota, 12/26/76
at Green Bay, 12/23/67

Fewest Penalties, Opponent

- 1 vs. Washington, 12/22/74
- 2 vs. Minnesota, 12/31/78
at Minnesota, 12/29/74
vs. Philadelphia, 1/27/02
- 3 vs. Green Bay, 1/20/02
vs. Tampa Bay, 1/23/00
at San Francisco, 1/14/90
at Cleveland, 12/24/50



PENALTY YARDAGE



Most Yards Penalized

- 94 at Dallas, 12/19/76
- 78 at Washington, 12/28/86
- 75 vs. New York Giants, 12/23/84

Most Yards Penalized, Opponent

- 92 vs. Carolina, 1/10/04
- 85 vs. Dallas, 1/7/79
- 81 vs. New York Giants, 12/23/84

Fewest Yards Penalized

- 5 at Philadelphia, 12/31/89
- 10 at San Francisco, 1/14/90
- 26 vs. Pittsburgh, 1/20/80 (SB XIV)

Fewest Yards Penalized, Opponent

- 12 vs. Minnesota, 12/31/78
- 15 vs. Philadelphia, 1/27/02
- 20 at Minnesota, 12/29/74
vs. Green Bay, 1/20/02

INDIVIDUAL SUPER BOWL RECORDS



SCORING

Most Points, Game

- 9 Jeff Wilkins, vs. Tennessee, 1/30/00
- 6 Ron Smith, vs. Pittsburgh, 1/20/80
- Cullen Bryant, vs. Pittsburgh, 1/20/80
- Frank Corral, vs. Pittsburgh, 1/20/80
- Torry Holt, vs. Tennessee, 1/30/00
- Isaac Bruce, vs. Tennessee, 1/30/00
- Kurt Warner, vs. New England, 2/3/02
- Ricky Proehl, vs. New England, 2/3/02

Game, Opponent

- 12 Franco Harris, vs. Pittsburgh, 1/20/80
- Eddie George, vs. Tennessee, 1/30/00
- 6 Ty Law, vs. New England, 2/3/02
- David Patten, vs. New England, 2/3/02 00

TOUCHDOWNS

Game

- 1 Ron Smith, vs. Pittsburgh, 1/20/80
- Cullen Bryant, vs. Pittsburgh, 1/20/80
- Torry Holt, vs. Tennessee, 1/30/00
- Isaac Bruce, vs. Tennessee, 1/30/00
- Kurt Warner, vs. New England, 2/3/02
- Ricky Proehl, vs. New England, 2/3/02

Game, Opponent

- 2 Franco Harris, vs. Pittsburgh, 1/20/80
- Eddie George, vs. Tennessee, 1/30/00
- 1 Ty Law, vs. New England, 2/3/02
- David Patten, vs. New England, 2/3/02

POINT AFTER TOUCHDOWNS

Most Attempted, Game

- 2 Jeff Wilkins, vs. Tennessee, 1/30/00
- Jeff Wilkins, vs. New England, 2/3/02
- 1 Frank Corral, vs. Pittsburgh, 1/20/80

Most Made, Game

- 2 Jeff Wilkins, vs. Tennessee, 1/30/00
- Jeff Wilkins, vs. New England, 2/3/02
- 1 Frank Corral, vs. Pittsburgh, 1/20/80

Made, Opponent

- 4 Matt Bahr, vs. Pittsburgh, 1/20/80
- 2 Adam Vinatieri, vs. New England, 2/3/02
- 1 Al Del Greco, vs. Tennessee, 1/30/00

FIELD GOALS

Most Attempted, Game

- 4 Jeff Wilkins, vs. Tennessee, 1/30/00
- 2 Jeff Wilkins, vs. New England, 2/3/02
- Frank Corral vs. Pittsburgh, 1/20/80

Most Attempted, Opponent, Game

- 3 Al Del Greco, vs. Tennessee, 1/30/00
- 2 Adam Vinatieri, vs. New England, 2/3/02
- 1 Matt Bahr, vs. Pittsburgh, 1/20/80

Most Made, Game

- 3 Jeff Wilkins, vs. Tennessee, 1/30/00
- 2 Frank Corral, vs. Pittsburgh, 1/20/80
- 1 Jeff Wilkins, vs. New England, 2/3/02

Most Made, Opponent, Game

- 2 Adam Vinatieri, vs. New England, 2/3/02
- 1 Al Del Greco, vs. Tennessee, 1/30/00
- Matt Bahr, vs. Pittsburgh, 1/20/80

Most Consecutive Field Goals Made

- 2 Jeff Wilkins, vs. Tennessee, 1/30/00
- Frank Corral, vs. Pittsburgh, 1/20/80

Most Consecutive Games Made

- 2 Jeff Wilkins, vs. Tennessee, 1/30/00
- 1 Frank Corral, vs. Pittsburgh, 1/20/80

Longest Field Goal

- 50 Jeff Wilkins, vs. New England, 2/3/02
- 45 Frank Corral, vs. Pittsburgh, 1/20/80
- 31 Frank Corral, vs. Pittsburgh, 1/20/80

Longest Field Goal, Opponent

- 48 Adam Vinatieri, vs. New England, 2/3/02
- 43 Al Del Greco, vs. Tennessee, 1/30/00
- 41 Matt Bahr, vs. Pittsburgh, 1/20/80

RUSHING ATTEMPTS

Game

- 17 Wendell Tyler, vs. Pittsburgh, 1/20/80
- Marshall Faulk, vs. New England, 2/3/02
- 10 Marshall Faulk, vs. Tennessee, 1/30/00
- 6 Cullen Bryant, vs. Pittsburgh, 1/20/80

Opponent, Game

- 28 Eddie George, vs. Tennessee, 1/30/00
- 20 Franco Harris, vs. Pittsburgh, 1/20/80
- 18 Antowain Smith, vs. New England, 2/3/02

RUSHING YARDS GAINED

Game

- 76 Marshall Faulk, vs. New England, 2/3/02
- 60 Wendell Tyler, vs. Pittsburgh, 1/20/80
- 30 Cullen Bryant, vs. Pittsburgh, 1/20/80

Game, Opponent

- 95 Eddie George, vs. Tennessee, 1/30/00
- 92 Antowain Smith, vs. New England, 2/3/02
- 64 Steve McNair, vs. Tennessee, 1/30/00

Longest Run

- 39 Wendell Tyler, vs. Pittsburgh, 1/20/80
- 15 Marshall Faulk, vs. New England, 2/3/02
- 14 Cullen Bryant, vs. Pittsburgh, 1/20/80

Longest Run, Opponent

- 23 Steve McNair, vs. Tennessee, 1/30/00
- 22 David Patten, vs. New England, 2/3/02
- 17 Antowain Smith, vs. New England, 2/3/02

RUSHING AVERAGE

Game (10 attempts)

- 3.50 Wendell Tyler, vs. Pittsburgh, 1/20/80
- 1.70 Marshall Faulk, vs. Tennessee, 1/30/00

RUSHING TOUCHDOWNS

Game

- 1 Cullen Bryant, vs. Pittsburgh, 1/20/80
- Kurt Warner, vs. New England, 2/3/02

Game, Opponent

- 2 Franco Harris, vs. Pittsburgh, 1/20/80
- Eddie George, vs. Tennessee, 1/30/00

PASSING ATTEMPTS

Game

- 45 Kurt Warner, vs. Tennessee, 1/30/00
- 44 Kurt Warner, vs. New England, 2/3/02
- 25 Vince Ferragamo, vs. Pittsburgh, 1/20/80

Game, Opponent

- 36 Steve McNair, vs. Tennessee, 1/30/00
- 27 Tom Brady, vs. New England, 2/3/02
- 21 Terry Bradshaw, Pittsburgh, 1/20/80

PASSING COMPLETIONS

Game

- 28 Kurt Warner, vs. New England, 2/3/02
- 24 Kurt Warner, vs. Tennessee, 1/30/00
- 15 Vince Ferragamo, vs. Pittsburgh, 1/20/80

Game, Opponent

- 22 Steve McNair, Tennessee, 1/30/00
- 16 Tom Brady, vs. New England, 2/3/02
- 14 Terry Bradshaw, Pittsburgh, 1/20/80

PASSING COMPLETION PERCENTAGE

Game (20 attempts)

- 63.6 Kurt Warner, vs. New England, 2/3/02 (28 of 44)
- 60.0 Vince Ferragamo, vs. Pittsburgh, 1/20/80 (15 of 25)
- 53.3 Kurt Warner, vs. Tennessee, 1/30/00 (24 of 45)

Game, Opponent (20 attempts)

- 66.7 Terry Bradshaw, vs. Pittsburgh, 1/20/80 (14 of 21)
- 61.1 Steve McNair, vs. Tennessee, 1/30/00 (22 of 36)
- 59.3 Tom Brady, vs. New England, 2/3/02 (16 of 27)

PASSING YARDS GAINED

Game	
414	Kurt Warner, vs. Tennessee, 1/30/00
365	Kurt Warner, vs. New England, 2/3/02
212	Vince Ferragamo, vs. Pittsburgh, 1/20/80

Game, Opponent

309	Terry Bradshaw, Pittsburgh, 1/20/80
214	Steve McNair, Tennessee, 1/30/00
145	Tom Brady, vs. New England, 2/3/02

Longest Pass Completion (All TDs unless noted)

73t	Kurt Warner (to Isaac Bruce), vs. Tennessee, 1/30/00
52	Kurt Warner (to Marshall Faulk), vs. Tennessee, 1/30/00
50	Vince Ferragamo (to Billy Waddy), vs. Pittsburgh, 1/20/80

Longest Pass Completion, Opponent (All TDs unless noted)

73t	Terry Bradshaw, (to John Stallworth), Pittsburgh, 1/20/80
47t	Terry Bradshaw, (to Lynn Swann), Pittsburgh, 1/20/80
45	Terry Bradshaw (to John Stallworth), Pittsburgh, 1/20/80

PASSING TOUCHDOWNS

Game	
2	Kurt Warner, vs. Tennessee, 1/30/00
1	Lawrence McCutcheon, vs. Pittsburgh, 1/20/80
1	Kurt Warner, vs. New England, 2/3/02

Game, Opponent

2	Terry Bradshaw, vs. Pittsburgh, 1/20/80
1	Tom Brady, vs. New England, 2/3/02

PASSES HAD INTERCEPTED

Game	
2	Kurt Warner, vs. New England, 2/3/02
1	Vince Ferragamo, vs. Pittsburgh, 1/20/80

Game, Opponent

3	Terry Bradshaw, Pittsburgh, 1/20/80
---	-------------------------------------

Most Attempts, No Interceptions, Game

45	Kurt Warner, vs. Tennessee, 1/30/00
----	-------------------------------------

Most Attempts, No Interceptions, Opponent

36	Steve McNair, vs. Tennessee, 1/30/00
27	Tom Brady, vs. New England, 2/3/02

TIMES SACKED

Game	
4	Vince Ferragamo, vs. Pittsburgh 1/20/80
3	Kurt Warner, vs. New England, 2/3/02
1	Kurt Warner, vs. Tennessee, 1/30/00

Game, Opponent

1	Steve McNair, Tennessee, 1/30/00
	Tom Brady, vs. New England, 2/3/02
	Kevin Faulk, vs. New England, 2/3/02

RECEPTIONS

Game	
7	Torry Holt, vs. Tennessee, 1/30/00
6	Isaac Bruce, vs. Tennessee, 1/30/00
5	Marshall Faulk, vs. Tennessee, 1/30/00
	Isaac Bruce, vs. New England, 2/3/02
	Az-Zahir Hakim, vs. New England, 2/3/02
	Torry Holt, vs. New England, 2/3/02

Game, Opponent

7	Jackie Harris, Tennessee, 1/30/00
6	Troy Brown, vs. New England, 2/3/02
5	Frank Wycheck, Tennessee, 1/30/00
	Lynn Swann, Pittsburgh, 1/20/80

RECEIVING YARDS

Game	
162	Isaac Bruce, vs. Tennessee, 1/30/00
109	Torry Holt, vs. Tennessee, 1/30/00
90	Marshall Faulk, vs. Tennessee, 1/30/00
	Az-Zahir Hakim, vs. New England, 2/3/02

Game, Opponent

121	Lance Stallworth, vs. Pittsburgh, 1/20/80
89	Troy Brown, vs. New England, 2/3/02
79	Lynn Swann, vs. Pittsburgh, 1/20/80

Longest Pass Reception (All TDs unless noted)

73t	Isaac Bruce, vs. Tennessee, 1/30/00
52	Marshall Faulk, vs. Tennessee, 1/30/00
50	Billy Waddy, vs. Pittsburgh, 1/20/80

Longest Pass Reception, Opponent

73t	John Stallworth, vs. Pittsburgh, 1/20/80
47t	Lynn Swann, vs. Pittsburgh, 1/20/80
45t	John Stallworth, vs. Pittsburgh, 1/20/80

RECEIVING AVERAGE

Game (min. three receptions)

27.0	Isaac Bruce, vs. Tennessee, 1/30/00 (6-162)
23.7	Ricky Proehl, vs. New England, 2/3/02 (3-71)
18.0	Marshall Faulk, vs. Tennessee, 1/30/00 (5-90)
	Az-Zahir Hakim, vs. New England, 2/3/02 (5-90)

RECEIVING TOUCHDOWNS

Game	
1	Ron Smith, vs. Pittsburgh, 1/20/80
	Torry Holt, vs. Tennessee, 1/30/00
	Isaac Bruce, vs. Tennessee, 1/30/00
	Ricky Proehl, vs. New England, 2/3/02

Game, Opponent

1	Lynn Swann, vs. Pittsburgh, 1/20/80
	Lance Stallworth, vs. Pittsburgh, 1/20/80
	David Patten, vs. New England, 2/3/02

RUSHING/RECEIVING ATTEMPTS

Game	
21	Marshall Faulk, vs. New England, 2/3/02
20	Wendell Tyler, vs. Pittsburgh, 1/20/80
15	Marshall Faulk, vs. Tennessee, 1/30/00

RUSHING/RECEIVING YARDS

Game	
130	Marshall Faulk, vs. New England, 2/3/02
117	Marshall Faulk, vs. Tennessee, 1/30/00
80	Wendell Tyler, vs. Pittsburgh, 1/20/80

PUNTS

Game	
5	Ken Clark, vs. Pittsburgh, 1/20/80
4	John Baker, vs. New England, 2/3/02
2	Mike Horan, vs. Tennessee, 1/30/00

Game, Opponent

8	Ken Walter, vs. New England, 2/3/02
3	Craig Hentrich, Tennessee, 1/30/00
2	Craig Colquitt, Pittsburgh, 1/20/80

Longest Punt

59	Ken Clark, vs. Pittsburgh, 1/20/80
49	John Baker, vs. New England, 2/3/02
47	Mike Horan, vs. Tennessee, 1/30/00

Longest Punt, Opponent

53	Ken Walter, vs. New England, 2/3/02
50	Craig Colquitt, vs. Pittsburgh, 1/20/80
49	Craig Hentrich, vs. Tennessee, 1/30/00

PUNTING GROSS AVERAGE

Game (min. three punts)

44.0	Ken Clark, vs. Pittsburgh, 1/20/80 (5-220)
39.8	John Baker, vs. New England, 2/3/02 (4-159)

Game, Opponent (min. three punts)

43.1	Ken Walter, vs. New England, 2/3/02 (8-345)
43.0	Craig Hentrich, vs. Tennessee, 1/30/00

PUNTS HAD BLOCKED

Most Consecutive Punts, None Blocked

5	Ken Clark, vs. Pittsburgh, 1/20/80
4	John Baker, vs. New England, 2/3/02
2	Mike Horan, vs. Tennessee, 1/30/80

PUNTS INSIDE THE 20-YARD LINE

Game
3 John Baker, vs. New England, 2/3/02

PUNT RETURNS

Game
3 Dre' Bly, vs. New England, 2/3/02
2 Az-Zahir Hakim, vs. Tennessee, 1/30/00
1 Eddie Brown, vs. Pittsburgh, 1/20/80

Game, Opponent
2 Theo Bell, vs. Pittsburgh, 1/20/80
Jim Smith, vs. Pittsburgh, 1/20/80
1 Derrick Mason, vs. Tennessee, 1/30/00
Troy Brown, vs. New England, 2/3/02

FAIR CATCHES

Game
2 Dre' Bly, vs. New England, 2/3/02

Game, Opponent
1 Troy Brown, vs. New England, 2/3/02

PUNT RETURN YARDS GAINED

Game
8 Az-Zahir Hakim, vs. Tennessee, 1/30/00
6 Dre' Bly, vs. New England, 2/3/02
4 Eddie Brown, vs. Pittsburgh, 1/20/80

Game, Opponent
17 Theo Bell, Pittsburgh, 1/20/80
14 Jim Smith, Pittsburgh, 1/20/80
4 Troy Brown, vs. New England, 2/3/02

Longest Punt Return
10 Az-Zahir Hakim, vs. Tennessee, 1/30/00
7 Dre' Bly, vs. New England, 2/3/02
4 Eddie Brown, vs. Pittsburgh, 1/30/00

Longest Punt Return, Opponent
11 Theo Bell, Pittsburgh, 1/20/80
7 Jim Smith, Pittsburgh, 1/20/80
4 Troy Brown, vs. New England, 2/3/02

PUNT RETURN AVERAGE YARDAGE

Game (2 returns)
4.0 Az-Zahir Hakim, vs. Tennessee, 1/30/00
2.0 Dre' Bly, vs. New England, 2/3/02

Game, Opponent (3 returns)
8.5 Theo Bell, Pittsburgh, 1/20/80
7.0 Jim Smith, Pittsburgh, 1/20/80

KICKOFF RETURNS

Game
4 Tony Horne, vs. Tennessee, 1/30/00
3 Eddie Hill, vs. Pittsburgh, 1/20/80
Yo Murphy, vs. New England, 2/3/02

Game, Opponent
5 Derrick Mason, vs. Tennessee, 1/30/00
Larry Anderson, vs. Pittsburgh, 1/20/80
3 Patrick Pass, vs. New England, 2/3/02

KICKOFF RETURN YARDS

Game
81 Yo Murphy, vs. New England, 2/3/02
55 Tony Horne, vs. Tennessee, 1/30/00
47 Eddie Hill, vs. Pittsburgh, 1/20/80

Game, Opponent
162 Larry Anderson, vs. Pittsburgh, 1/20/80
122 Derrick Mason, vs. Tennessee, 1/30/00
85 Patrick Pass, vs. New England, 2/3/02

Longest Kickoff Return
38 Yo Murphy, vs. New England, 2/3/02
27 Eddie Hill, vs. Pittsburgh, 1/20/80
25 Tony Horne, vs. Tennessee, 1/30/00

Longest Kickoff Return, Opponent
45 Larry Anderson, vs. Pittsburgh, 1/20/80
35 Derrick Mason, vs. Tennessee, 1/30/00
Patrick Pass, vs. New England, 2/3/02

KICKOFF RETURN AVERAGE YARDAGE

Game (3 returns)
15.6 Eddie Hill, vs. Pittsburgh, 1/20/80 (3-47)
13.8 Tony Horne, vs. Tennessee, 1/30/00 (4-55)

Game, Opponent
32.4 Larry Anderson, vs. Pittsburgh, 1/20/80 (5-162)
24.4 Derrick Mason, vs. Tennessee, 1/30/00 (5-122)

INTERCEPTIONS

Game
1 Dave Elmendorf, vs. Pittsburgh, 1/20/80
Eddie Brown, vs. Pittsburgh, 1/20/80
Rod Perry, vs. Pittsburgh, 1/20/80

Game, Opponent
1 Jack Lambert, Pittsburgh, 1/20/80
Ty Law, vs. New England, 2/3/02
Otis Smith, vs. New England, 2/3/02

INTERCEPTION RETURN YARDS GAINED

Game
10 Dave Elmendorf, vs. Pittsburgh, 1/20/80
6 Eddie Brown, vs. Pittsburgh, 1/20/80

Game, Opponent
47 Ty Law, vs. New England, 2/3/02
30 Otis Smith, vs. New England, 2/3/02
16 Jack Lambert, vs. Pittsburgh, 1/20/80

Longest Return
10 Dave Elmendorf, vs. Pittsburgh, 1/20/80
6 Eddie Brown, vs. Pittsburgh, 1/20/80

Longest Return, Opponent
47t Ty Law, New England, 2/3/02
30 Otis Smith, New England, 2/3/02
16 Jack Lambert, vs. Pittsburgh, 1/20/80

FUMBLE RECOVERIES

Game, Opponent
1 Terrell Buckley vs. New England, 2/3/02

Longest Fumble Return
None

Longest Fumble Return, Opponent
15 Terrell Buckley vs. New England, 2/3/02

SACKS

Game
1 Leonard Little, vs. New England, 2/3/02
Grant Wistrom, vs. New England, 2/3/02
Kevin Carter, vs. Tennessee, 1/30/00

Game, Opponent
1 Willie McGinest, vs. New England, 2/3/02
Richard Seymour, vs. New England, 2/3/02
Bobby Hamilton, vs. New England, 2/3/02
Jason Fisk, Tennessee, 1/30/00
J.T. Thomas, Pittsburgh, 1/20/80
Robin Cole, Pittsburgh, 1/20/80
Steve Furness, Pittsburgh, 1/20/80
John Banaszak, Pittsburgh, 1/20/80

BLOCKED FIELD GOALS

Game
1 Todd Lyght, vs. Tennessee, 1/30/00

TEAM SUPER BOWL RECORDS



SCORING

Most Points

- 23 vs. Tennessee, 1/30/00 (Rams 23, Titans 16)
- 19 vs. Pittsburgh, 1/20/80 (Steelers 31, Rams 19)
- 17 vs. New England, 2/3/02 (Patriots 20, Rams 17)

Most Points, Opponent

- 31 vs. Pittsburgh, 1/20/80 (Steelers 31, Rams 19)
- 20 vs. New England, 2/3/02 (Patriots 20, Rams 17)
- 16 Tennessee, 1/30/00 (Rams 23, Titans 16)

Fewest Points

- 17 vs. New England, 2/3/02 (Patriots 20, Rams 17)
- 19 vs. Pittsburgh, 1/20/80 (Steelers 31, Rams 19)
- 23 vs. Tennessee, 1/30/00 (Rams 23, Titans 16)

Fewest Points, Opponent

- 16 vs. Tennessee, 1/30/00 (Rams, 23, Titans 16)
- 20 vs. New England, 2/3/02 (Patriots 20, Rams 17)
- 31 vs. Pittsburgh, 1/20/80 (Steelers 31, Rams 19)

Most Decisive Win

- 7 vs. Tennessee, 1/30/00 (Rams 23, Titans 16)

Most Decisive Loss

- 3 vs. New England, 2/3/02 (Patriots 20, Rams 17)
- 12 vs. Pittsburgh, 1/20/80 (Steelers 31, Rams 19)

Most Points, Both Teams

- 50 vs. Pittsburgh, 1/20/80 (Steelers 31, Rams 19)
- 39 vs. Tennessee, 1/30/00 (Rams 23, Titans 16)
- 37 vs. New England, 2/3/02 (Patriots 20, Rams 17)

FIRST DOWNS

Most First Downs

- 26 vs. New England, 2/3/02
- 23 vs. Tennessee, 1/30/00
- 16 vs. Pittsburgh, 1/20/80

Most First Downs, Opponent

- 27 vs. Tennessee, 1/30/00
- 19 vs. Pittsburgh, 1/20/80
- 15 vs. New England, 2/3/02

Most First Downs, Both Teams

- 50 vs. Tennessee, 1/30/00
- 41 vs. New England, 2/3/02
- 35 vs. Pittsburgh, 1/20/80

Fewest First Downs

- 16 vs. Pittsburgh, 1/20/80
- 23 vs. Tennessee, 1/30/00
- 26 vs. New England, 2/3/02

Fewest First Downs, Opponent

- 27 Tennessee, 1/30/00
- 19 Pittsburgh, 1/20/80
- 15 vs. New England, 2/3/02

Fewest First Downs, Both Teams

- 35 vs. Pittsburgh, 1/20/80
- 41 vs. New England, 2/3/02
- 50 vs. Tennessee, 1/30/00

Most First Downs, Rushing

- 7 vs. New England, 2/3/02
- 6 vs. Pittsburgh, 1/20/00
- 1 vs. Tennessee, 1/30/00

Most First Downs, Rushing, Opponent

- 12 vs. Tennessee, 1/30/00
- 8 vs. Pittsburgh, 1/20/80
- 6 vs. New England, 2/3/02

Fewest First Downs, Rushing

- 1 vs. Tennessee, 1/30/00
- 6 vs. Pittsburgh, 1/20/80
- 7 vs. New England, 2/3/02

Fewest First Downs, Rushing, Opponent

- 6 vs. New England, 2/3/02
- 8 vs. Pittsburgh, 1/20/80
- 12 vs. Tennessee, 1/30/00

Most First Downs, Passing

- 18 vs. Tennessee, 1/30/00
- 16 vs. New England, 2/3/02
- 9 vs. Pittsburgh, 1/20/80

Most First Downs, Passing, Opponent

- 13 vs. Tennessee, 1/30/00
- 10 vs. Pittsburgh, 1/20/80
- 8 vs. New England, 2/3/02

Fewest First Downs, Passing

- 9 vs. Pittsburgh, 1/20/80
- 16 vs. New England, 2/3/02
- 18 vs. Tennessee, 1/30/00

Fewest First Downs, Passing, Opponent

- 8 vs. New England, 2/3/02
- 10 vs. Pittsburgh, 1/20/80
- 13 vs. Tennessee, 1/30/00

Most First Downs, Penalty

- 4 vs. Tennessee, 1/30/00
- 3 vs. New England, 2/3/02
- 1 vs. Pittsburgh, 1/20/80

Most First Downs, Penalty, Opponent

- 2 vs. Tennessee, 1/30/00
- 1 vs. Pittsburgh, 1/20/80
- vs. New England, 2/3/02

NET YARDS GAINED RUSHING/PASSING

Most Yards Gained

- 436 vs. Tennessee, 1/30/00
- 427 vs. New England, 2/3/02
- 301 vs. Pittsburgh, 1/20/80

Most Yards Gained, Opponent

- 393 vs. Pittsburgh, 1/20/80
- 367 vs. Tennessee, 1/30/00
- 267 vs. New England, 2/3/02

Most Yards Gained, Both Teams

- 803 vs. Tennessee, 1/30/00 (Rams 436, Titans 367)
- 694 vs. Pittsburgh, 1/20/80 (Rams 301, Steelers 393)
- vs. New England, 2/3/02 (Rams 427, Patriots 267)

Fewest Yards Gained

- 301 vs. Pittsburgh, 1/20/80
- 427 vs. New England, 2/3/02
- 436 vs. Tennessee, 1/30/00

Fewest Yards Gained, Opponent

- 267 vs. New England, 2/3/02
- 367 vs. Tennessee, 1/30/00
- 393 vs. Pittsburgh, 1/20/80

Fewest Yards Gained, Both Teams

- 694 vs. Pittsburgh, 1/20/80 (Rams 301, Steelers 393)
- vs. New England, 2/3/02 (Rams 427, Patriots 267)
- 803 vs. Tennessee, 1/30/00 (Rams 436, Titans 367)

RUSHING ATTEMPTS

Most Rushing Attempts

- 29 vs. Pittsburgh, 1/20/80
- 22 vs. New England, 2/3/02
- 13 vs. Tennessee, 1/30/00

Most Rushing Attempts, Opponent

- 37 vs. Pittsburgh, 1/20/80
- 36 vs. Tennessee, 1/30/00
- 25 vs. New England, 2/3/02

Fewest Rushing Attempts

- 13 vs. Tennessee, 1/30/00
- 22 vs. New England, 2/3/02
- 29 vs. Pittsburgh, 1/20/80

Fewest Rushing Attempts, Opponent

- 25 vs. New England, 2/3/02
- 36 vs. Tennessee, 1/30/00
- 37 vs. Pittsburgh, 1/20/80

RUSHING YARDS

Most Yards Gained Rushing

- 107 vs. Pittsburgh, 1/20/80
- 90 vs. New England, 2/3/02
- 29 vs. Tennessee, 1/30/00

Most Yards Gained Rushing, Opponents

- 159 vs. Tennessee, 1/30/00
- 133 vs. New England, 2/3/02
- 84 vs. Pittsburgh, 1/20/80

Most Yards Gained Rushing, Both Teams

223 vs. New England, 2/3/02 (Rams 90, Patriots 133)
 191 vs. Pittsburgh, 1/20/80 (Rams 107, Steelers 84)
 188 vs. Tennessee, 1/30/00 (Rams 29, Titans 159)

Fewest Yards Gained Rushing

29 vs. Tennessee, 1/30/00
 90 vs. New England, 2/3/02
 107 vs. Pittsburgh, 1/20/80

Fewest Yards Gained Rushing, Opponent

84 vs. Pittsburgh, 1/20/80
 133 vs. New England, 2/3/02
 159 vs. Tennessee, 1/30/00

Fewest Yards Gained Rushing, Both Teams

188 vs. Tennessee, 1/30/00 (Rams 29, Titans 159)
 191 vs. Pittsburgh, 1/20/80 (Rams 107, Steelers 84)
 223 vs. New England, 2/3/02 (Rams 90, Patriots 133)

PASSING ATTEMPTS**Most Passes Attempted**

45 vs. Tennessee, 1/30/00
 44 vs. New England, 2/3/02
 26 vs. Pittsburgh, 1/20/80

Most Passes Attempted, Opponent

36 vs. Tennessee, 1/30/00
 27 vs. New England, 2/3/02
 21 vs. Pittsburgh, 1/20/80

Most Passes Attempted, Both Teams

81 vs. Tennessee, 1/30/00 (Rams 45, Tennessee 36)
 71 vs. New England, 2/3/02 (Rams 44, New England 27)
 47 vs. Pittsburgh, 1/20/80 (Rams 26, Pittsburgh 21)

Fewest Passes Attempted

26 vs. Pittsburgh, 1/20/80
 44 vs. New England, 2/3/02
 45 vs. Tennessee, 1/30/00

Fewest Passes Attempted, Opponent

21 vs. Pittsburgh, 1/20/80
 27 vs. New England, 2/3/02
 36 vs. Tennessee, 1/30/00

Fewest Passes Attempted, Both Teams

47 vs. Pittsburgh, 1/20/80 (Rams 26, Steelers 21)
 71 vs. New England, 2/3/02 (Rams 44, Patriots 27)
 81 vs. Tennessee, 1/30/00 (Rams 45, Titans 36)

PASSING COMPLETIONS**Most Passes Completed**

28 vs. New England, 2/3/02
 24 vs. Tennessee, 1/30/00
 16 vs. Pittsburgh, 1/20/80

Most Passes Completed, Opponent

22 vs. Tennessee, 1/30/00
 16 vs. New England, 2/3/02
 14 vs. Pittsburgh, 1/20/80

Most Passes Completed, Both Teams

46 vs. Tennessee, 1/30/00 (Rams 24, Titans 22)
 44 vs. New England, 2/3/02 (Rams 28, Patriots 16)
 30 vs. Pittsburgh, 1/20/80 (Rams 16, Steelers 14)

Fewest Passes Completed

16 vs. Pittsburgh, 1/20/80
 24 vs. Tennessee, 1/30/00
 28 vs. New England, 2/3/02

Fewest Passes Completed, Opponent

14 vs. Pittsburgh, 1/20/80
 16 vs. New England, 2/3/02
 22 vs. Tennessee, 1/30/00

Fewest Passes Completed, Both Teams

30 vs. Pittsburgh, 1/20/80 (Rams 16, Steelers 14)
 44 vs. New England, 2/3/02 (Rams 28, Patriots 16)
 46 vs. Tennessee, 1/30/00 (Rams 24, Titans 22)

PASSING YARDS**Most Yards Gained, Passing**

407 vs. Tennessee, 1/30/00
 337 vs. New England, 2/3/02
 194 vs. Pittsburgh, 1/20/80

Most Yards Gained, Passing, Opponent

309 vs. Pittsburgh, 1/20/80
 208 vs. Tennessee, 1/30/00
 134 vs. New England, 2/3/02

Most Yards Gained, Passing, Both Teams

615 vs. Tennessee, 1/30/00 (Rams 407, Titans 208)
 503 vs. Pittsburgh, 1/20/80 (Steelers 309, Rams 194)
 471 vs. New England, 2/3/02 (Rams 337, Patriots 134)

Fewest Yards Gained, Passing

194 vs. Pittsburgh, 1/20/80
 337 vs. New England, 2/3/02
 407 vs. Tennessee, 1/30/00

Fewest Yards Gained, Passing, Opponent

134 vs. New England, 2/3/02
 208 vs. Tennessee, 1/30/00
 309 vs. Pittsburgh, 1/20/80

Fewest Yards Gained, Passing, Both Teams

471 vs. New England, 2/3/02 (Rams 337, Patriots 134)
 503 vs. Pittsburgh, 1/20/80 (Steelers 309, Rams 194)
 615 vs. Tennessee, 1/30/00 (Rams 407, Titans 208)

SACKS**Most Sacks**

2 vs. New England, 2/3/02
 1 vs. Tennessee, 1/30/00

Most Sacks, Opponent

4 vs. Pittsburgh, 1/20/80
 3 vs. New England, 2/3/02
 1 vs. Tennessee, 1/30/00

SACK YARDAGE**Most Sack Yardage**

11 vs. New England, 2/3/02
 6 vs. Tennessee, 1/30/00

Most Sack Yardage, Opponent

42 vs. Pittsburgh, 1/20/80
 28 vs. New England, 2/3/02
 7 vs. Tennessee, 1/30/00

INTERCEPTIONS**Most Interceptions**

3 vs. Pittsburgh, 1/20/80

Most Interceptions, Opponent

2 vs. New England, 2/3/02
 1 vs. Pittsburgh, 1/20/80

INTERCEPTION RETURN YARDS**Most Yards**

21 vs. Pittsburgh, 1/20/80

Most Yards, Opponent

77 vs. New England, 2/3/02
 16 vs. Pittsburgh, 1/20/80

PUNTING**Most Punts**

5 vs. Pittsburgh, 1/20/80
 4 vs. New England, 2/3/02
 2 vs. Tennessee, 1/30/00

Most Punts, Opponent

8 vs. New England, 2/3/02
 3 vs. Tennessee, 1/30/00
 2 vs. Pittsburgh, 1/20/80

Fewest Punts

2 vs. Tennessee, 1/30/00
 4 vs. New England, 2/3/02
 5 vs. Pittsburgh, 1/20/80

Fewest Punts, Opponent

2 vs. Pittsburgh, 1/20/80
 3 vs. Tennessee, 1/30/00
 8 vs. New England, 2/3/02

PUNTING AVERAGE**Highest Average Distance (3 punts)**

44.0 vs. Pittsburgh, 1/20/80
 39.8 vs. New England, 2/3/02

Highest Average Distance, Opponent (3 punts)

43.1 vs. New England, 2/3/02
 43.0 vs. Tennessee, 1/30/00

PUNT RETURNS

Most Punt Returns

- 3 vs. New England, 2/3/02
- 2 vs. Tennessee, 1/30/00
- 1 vs. Pittsburgh, 1/20/80

Most Punt Returns, Opponent

- 4 vs. Pittsburgh, 1/20/80
- 1 vs. Tennessee, 1/30/00
- vs. New England, 2/3/02

PUNT RETURN YARDS GAINED

Most Yards, Punt Returns

- 8 vs. Tennessee, 1/30/00
- 6 vs. New England, 2/3/02
- 4 vs. Pittsburgh, 1/20/80

Most Yards, Punt Returns, Opponent

- 31 vs. Pittsburgh, 1/20/80
- 4 vs. New England, 2/3/02

KICKOFF RETURNS

Most Kickoff Returns

- 6 vs. Pittsburgh, 1/20/80
- 4 vs. Tennessee, 1/30/00
- vs. New England, 2/3/02

Most Kickoff Returns, Opponent

- 5 vs. Pittsburgh, 1/20/80
- vs. Tennessee, 1/30/00
- 4 vs. New England, 2/3/02

KICKOFF RETURN YARDS GAINED

Most Yards, Kickoff Returns

- 82 vs. New England, 2/3/02
- 79 vs. Pittsburgh, 1/20/80
- 55 vs. Tennessee, 1/30/00

Most Yards, Kickoff Returns, Opponent

- 162 vs. Pittsburgh, 1/20/80
- 122 vs. Tennessee, 1/30/00
- 100 vs. New England, 2/3/02

FUMBLES

Most Fumbles

- 2 vs. Tennessee, 1/30/00
- vs. New England, 2/3/02

Most Fumbles, Opponent

- 1 vs. Tennessee, 1/30/00

FUMBLES LOST

Most Fumbles Lost

- 1 vs. New England, 2/3/02

PENALTIES

Most Penalties

- 8 vs. Tennessee, 1/30/00
- 2 vs. Pittsburgh, 1/30/00

Most Penalties, Opponent

- 7 Tennessee, 1/30/00
- 6 Pittsburgh, 1/20/80

Fewest Penalties

- 2 vs. Pittsburgh, 1/20/80
- 8 vs. Tennessee, 1/30/00

Fewest Penalties, Opponent

- 6 Pittsburgh, 1/20/80
- 7 Tennessee, 1/30/00

PENALTY YARDS

Most Yards Penalized

- 60 vs. Tennessee, 1/30/00
- 26 vs. Pittsburgh, 1/20/80

Most Yards Penalized, Opponent

- 65 Pittsburgh, 1/20/80
- 45 Tennessee, 1/30/00

Fewest Yards Penalized

- 26 vs. Pittsburgh, 1/20/80
- 60 vs. Tennessee, 1/30/00

Fewest Yards Penalized, Opponent

- 45 Tennessee, 1/30/00
- 65 Pittsburgh, 1/20/80

RAMS POSTSEASON BIG DAYS



Bold denotes player active with Rams
Italics denotes rookie

POSTSEASON BIG DAYS RUSHING (100-plus yards)

Yards	Player/Opponent	Date	Carries/TDs
248	Eric Dickerson vs. Dallas	Jan. 4, 1986	(34 carries, 2 TD)
202	Lawrence McCutcheon vs. St. Louis	Dec. 27, 1975	(37 carries, 0 TD)
159	Marshall Faulk vs. Philadelphia	Jan. 27, 2002	(31 carries, 2 TD)
158	Eric Dickerson at Washington	Dec. 28, 1986	(26 carries, 0 TD)
128	Lawrence McCutcheon at Minnesota	Dec. 26, 1976	(26 carries, 1 TD)
124	Greg Bell at Minnesota	Dec. 26, 1988	(27 carries, 1 TD)
107	Eric Dickerson vs. New York Giants	Dec. 23, 1984	(23 carries, 1 TD)
106	Cullen Bryant at Tampa Bay	Jan. 6, 1980	(18 carries, 0 TD)
102	Lawrence McCutcheon vs. Minnesota	Dec. 26, 1977	(16 carries, 0 TD)
101	Jim Gillette vs. Washington	Dec. 16, 1945	(17 carries, 0 TD)
101	Todd Gurley II vs. Atlanta	Jan. 6, 2018	(14 carries, 0 TD)
100	Cullen Bryant vs. Minnesota	Dec. 31, 1978	(27 carries, 1 TD)

CAREER 100-PLUS YARD POSTSEASON RUSHING GAMES

Games	Player	Record	Games	Player	Record
3	Eric Dickerson	1-2	1	Marshall Faulk	1-0
3	Lawrence McCutcheon	1-2	1	Jim Gillette	1-0
2	Cullen Bryant	2-0	1	Todd Gurley II	0-1
1	Greg Bell	0-1			

POSTSEASON BIG DAYS PASSING (300-plus yards)

Yards	Player/Opponent	Date	Att./Comp., TDs, Ints.
414	Kurt Warner vs. Tennessee (SB XXXIV)	Jan. 30, 2000	(24 / 45, 2 TD, 0 Int)
391	Kurt Warner vs. Minnesota	Jan. 16, 2000	(27 / 33, 5 TD, 1 Int)
365	Kurt Warner at New Orleans	Dec. 30, 2000	(24 / 40, 3 TD, 3 Int)
365	Kurt Warner vs. New England (SB XXXVI)	Feb. 3, 2002	(28 / 44, 1 TD, 2 Int)
332	Marc Bulger vs. Carolina	Jan. 10, 2004	(27 / 46, 0 TD, 3 Int)
315	Jim Everett at New York Giants	Jan. 7, 1990	(25 / 44, 2 TD, 1 Int)
313	Marc Bulger at Seattle	Jan. 8, 2005	(18 / 32, 2 TD, 1 Int)
312	Bob Waterfield at Cleveland	Dec. 24, 1950	(18 / 31, 1 TD, 4 Int)

CAREER 300-PLUS YARD POSTSEASON PASSING GAMES

Games	Player	Record	Games	Player	Record
4	Kurt Warner	2-2	1	Jim Everett	1-0
2	Marc Bulger	1-1	1	Bob Waterfield	1-0

POSTSEASON BIG DAYS RECEIVING (100-plus yards)

Yards	Player/Opponent	Date	Receptions, TDs
198	Tom Fears vs. Chicago	Dec. 17, 1950	(7 receptions, 3 TD)
162	Isaac Bruce vs. Tennessee (SB XXXIV)	Jan. 30, 2000	(6 receptions, 1 TD)
146	Tom Fears vs. Cleveland	Dec. 23, 1951	(4 receptions, 1 TD)
142	Robert Woods, vs. Atlanta	Jan. 6, 2018	(9 receptions, 0 TD)
139	Harold Jackson at Minnesota	Dec. 29, 1974	(3 receptions, 1 TD)
136	Tom Fears at Cleveland	Dec. 24, 1950	(9 receptions, 0 TD)
133	Isaac Bruce vs. Minnesota	Jan. 16, 2000	(4 receptions, 1 TD)
128	Kevin Curtis at Atlanta	Jan. 15, 2005	(7 receptions, 1 TD)
127	Isaac Bruce at New Orleans	Dec. 30, 2000	(7 receptions, 1 TD)
125	Jim Benton vs. Washington	Dec. 16, 1945	(9 receptions, 1 TD)
125	Henry Ellard at New York Giants	Dec. 7, 1990	(8 receptions, 0 TD)
117	Preston Dennard at Dallas	Dec. 28, 1980	(6 receptions, 1 TD)
116	Skeet Quinlan vs. Cleveland	Dec. 26, 1955	(5 receptions, 1 TD)
116	Harold Jackson at Dallas	Dec. 19, 1976	(6 receptions, 0 TD)
116	Isaac Bruce vs. Carolina	Jan. 10, 2004	(7 receptions, 0 TD)
109	Torry Holt vs. Tennessee (SB XXXIV)	Jan. 30, 2000	(7 receptions, 1 TD)
108	Ron Jessie vs. Minnesota	Dec. 31, 1978	(6 receptions, 1 TD)
108	Torry Holt at Seattle	Jan. 8, 2005	(6 receptions, 1 TD)
107	Kevin Curtis at Seattle	Jan. 8, 2005	(4 receptions, 0 TD)
100	Ricky Proehl vs. Tampa Bay	Jan. 23, 2000	(6 receptions, 1 TD)

CAREER 100-PLUS YARD POSTSEASON RECEIVING GAMES

Games	Player	Record	Games	Player	Record
4	Isaac Bruce	2-2	1	Jim Benton	1-0
3	Tom Fears	2-1	1	Preston Dennard	0-1
2	Kevin Curtis	1-1	1	Henry Ellard	1-0
2	Torry Holt	2-0	1	Ricky Proehl	1-0
2	Harold Jackson	1-1	1	Skeet Quinlan	0-1
			1	Robert Woods	0-1

RAMS POSTSEASON LONGEST PLAYS



LONGEST RUSHING PLAYS

1.	65	Eric Dickerson at Washington	Dec. 28, 1986
2.	55t	Eric Dickerson vs. Dallas	Jan. 4, 1986
3.	54	Greg Bell, at Philadelphia	Dec. 31, 1989
4.	47	Skeet Quinlan at Detroit	Dec. 21, 1952
5.	39	Wendell Tyler vs. Pittsburgh	Jan. 20, 1980
6.	38	Marshall Faulk vs. Green Bay	Jan. 20, 2002
7.	35	Wendell Tyler vs. Dallas	Dec. 30, 1979
8.	33	Todd Gurley II vs. Atlanta	Jan. 6, 2018
9.	31	Marshall Faulk vs. Philadelphia	Jan. 27, 2002

LONGEST PASSING PLAYS

1.	82t	Bob Waterfield to Glenn Davis at Cleveland	Dec. 24, 1950
2.	77t	Kurt Warner to Isaac Bruce vs. Minnesota	Jan. 16, 2000
3.	73t	Norm Van Brocklin to Tom Fears vs. Cleveland	Dec. 23, 1951
4.	73t	James Harris to Harold Jackson at Minnesota	Dec. 29, 1974
5.	73t	Kurt Warner to Isaac Bruce vs. Tennessee (SB XXXIV)	Jan. 16, 2000
6.	68t	Bob Waterfield to Tom Fears vs. Chicago	Dec. 17, 1950
7.	67	Norm Van Brocklin to Skeet Quinlan vs. Cleveland	Dec. 26, 1955
8.	66t	Ron Jaworski to Harold Jackson vs. St. Louis	Dec. 29, 1975
9.	65	Vince Ferragamo to Willie Miller at Dallas	Jan. 7, 1979

LONGEST PUNT RETURNS

1.	65	Az-Zahir Hakim at New Orleans	Dec. 30, 2000
2.	57t	Verda (V.T.) Smith at Detroit	Dec. 21, 1952
3.	37	Eddie Brown at Tampa Bay	Jan. 6, 1980
4.	34	Az-Zahir Hakim vs. Minnesota	Jan. 16, 2000
5.	32	Clifford Hicks at Minnesota	Dec. 26, 1988
6.	30	Jim Bertelsen at Dallas	Dec. 23, 1973

LONGEST KICKOFF RETURNS

1.	95t	Tony Horne vs. Minnesota	Jan. 16, 2000
2.	46	Robert Delpino at San Francisco	Jan. 14, 1990
3.	43	Woodley Lewis vs. Cleveland	Dec. 26, 1955
4.	43	Yo Murphy vs. Philadelphia	Jan. 27, 2002
5.	41	Cullen Bryant at Dallas	Dec. 23, 1973
6.	38	Ron Brown at New York Giants	Jan. 7, 1990
7.	38	Yo Murphy vs. New England (SB XXXVI)	Feb. 3, 2002
8.	37	Henry Ellard at Washington	Jan. 1, 1984
9.	36	Tony Horne vs. Minnesota	Jan. 16, 2000

LONGEST INTERCEPTION RETURNS

1.	94	LeRoy Irvin at Dallas	Dec. 26, 1983
2.	65t	Bill Simpson vs. St. Louis	Dec. 27, 1975
3.	59t	Isiah Robertson at Dallas	Dec. 23, 1973
4.	47t	Jack Youngblood vs. St. Louis	Dec. 27, 1975

LOS ANGELES RAMS 2018 GAME SUMMARIES





Weather: 69 degrees, clear - Attendance 53,857 - Time 3:10

Although a majority of starters sat out for the preseason, the Los Angeles Rams were able to gain momentum in the second half and earn themselves a 33-13 win against the Oakland Raiders. The Raiders got to a quick start when Raiders RB Marshawn Lynch ran up the middle for a 10-yard touchdown. Down 7-0, QB Jared Goff threw a shovel pass to RB Todd Gurley II for a 19-yard touchdown with just under five minutes left in the first quarter. The Raiders would then start of the second quarter with a 24-yard field goal by Raiders K Mike Nugent. Looking for 21 yards and a first down, Raiders QB Derek Carr threw a deep pass that would be intercepted by Rams S John Johnson III for a touchback. With the ball back and two and a half minutes left in the half, Rams K Greg Zuerlein kicked a 20-yard field goal to tie the game. Nugent responded with a 48-yard field goal giving the Raiders a 13-10 lead going into halftime, that would be the last lead the Raiders would have against the Rams. On the first drive of the second half, Zuerlein kicked a 28-yard field goal and after both teams punted the Rams defense took the field. Just two yards from a first down, DE Michael Brockers provided a momentum change when he sacked Raiders QB Derek Carr for a three-yard loss. Quick to capitalize, the Rams went 58 yards in four plays, ending with an eight-yard touchdown to WR Cooper Kupp. Now up 20-13, the Rams defense held-off the Raiders offense. After 11 plays, including 4 incomplete passes, the Rams lead grew thanks to a 55-yard field goal by Zuerlein, increasing the score to 23-16. With eight minutes left in the game and looking for an opening, Carr threw a pass intended for WR Jordy Nelson. The pass was intercepted by Rams LB Cory Littleton. As a result of the turnover, Zuerlein made a 20-yard field goal. With the game nearly over and almost two minutes left on the clock, CB Marcus Peters intercepted a pass intended for Raiders TE Jared Cook and returned the pick for a 50-yard touchdown, lifting the Rams to a 33-13 win.

STARTING LINEUPS

LOS ANGELES RAMS

WR 18	C. Kupp	DE 90	M. Brockers
TE 89	T. Higbee	DT 99	A. Donald
LT 77	A. Whitworth	DT 93	N. Suh
LG 76	R. Saffold	OLB 91	D. Easley
C 65	J. Sullivan	OLB 50	S. Ebukam
RG 66	A. Blythe	LB 58	C. Littleton
RT 79	R. Havenstein	LB 52	R. Wilson
WR 12	B. Cooks	CB 22	M. Peters
WR 17	R. Woods	CB 21	A. Talib
QB 16	J. Goff	SS 43	J. Johnson III
RB 30	T. Gurley II	FS 20	L. Joyner

OAKLAND RAIDERS

WR 82	J. Nelson	DT 98	F. Rucker
T 77	K. Miller	DT 92	P. Hall
G/T 67	K. Osemele	DT 78	J. Ellis
C 61	R. Hudson	DE 51	B. Irvin
G 66	G. Jackson	LB 56	D. Johnson
T 72	D. Penn	LB 59	T. Whitehead
TE 87	J. Cook	CB 29	L. Hall
WR 89	A. Cooper	CB 22	R. Melvin
QB 4	D. Carr	CB 21	G. Conley
RB 24	M. Lynch	S 31	M. Gilchrist
TE 85	D. Carrier	S 27	R. Nelson

LOS ANGELES SUBSTITUTIONS: K 4 G. Zuerlein, P 6 J. Hekker, WR 10 P. Cooper, CB 23 N. Robey-Coleman, DB 24 B. Countess, DB 27 I. Johnson, CB 32 T. Hill, RB 34 M. Brown, CB 37 S. Shields, S 41 M. Christian, LS 44 J. McQuaide, DL 53 J. Lawler, LB 54 B. Hager, C 55 Br. Allen, LB 59 M. Kiser, T 70 J. Noteboom, TE 81 G. Everett, TE 82 J. Mundt, WR 83 J. Reynolds, WR 88 M. Thomas, DL 94 J. Franklin-Myers, DL 95 E. Westbrook, OLB 96 M. Longacre

LOS ANGELES INACTIVES: QB 8 B. Allen, LB 26 M. Barron, RB 33 J. Davis, RB 42 J. Kelly, OLB 49 T. Young, DT 69 S. Joseph-Day, DT 92 T. Smart

LOS ANGELES DID NOT PLAY: QB 14 S. Mannon

SCORING SUMMARY

		1	2	3	4	OT	TOTAL	FIELD GOALS	
VISITOR	Los Angeles Rams	7	3	10	13	-	33	46WR, (20), (28), (55), (20)	
HOME	Oakland Raiders	7	6	0	0	-	13	(24), (48)	
Clock									
TEAM	Qtr	Time	Play (Extra Point) (Drive Info)				Visitor	Home	
Raiders	1	10:23	M. Lynch 10 yd. run (M. Nugent kick) (7-75, 4:37)				0	7	
Rams	1	4:53	T. Gurley 19 yd. pass from J. Goff (G. Zuerlein kick) (4-50, 1:14)				7	7	
Raiders	2	12:31	M. Nugent 24 yd. Field Goal (12-69, 7:22)				7	10	
Rams	2	2:40	G. Zuerlein 20 yd. Field Goal (7-78, 2:11)				10	10	
Raiders	2	0:10	M. Nugent 48 yd. Field Goal (11-45, 2:30)				10	13	
Rams	3	9:04	G. Zuerlein 28 yd. Field Goal (10-60, 5:56)				13	13	
Rams	3	0:00	C. Kupp 8 yd. pass from J. Goff (G. Zuerlein kick) (4-58, 1:42)				20	13	
Rams	4	9:19	G. Zuerlein 55 yd. Field Goal (11-51, 4:15)				23	13	
Rams	4	3:15	G. Zuerlein 20 yd. Field Goal (13-69, 4:43)				26	13	
Rams	4	1:59	M. Peters 50 yd. interception return (G. Zuerlein kick)				33	13	

FINAL TEAM STATISTICS

	RAMS	RAIDERS		RAMS	RAIDERS
TOTAL FIRST DOWNS	23	20	FGs - PATs Had Blocked	0-0	0-0
By Rushing	8	7	Net Punting Average	53.5	41.5
By Passing	13	11	TOTAL RETURN YARDAGE (W/O KOR)	69	10
By Penalty	2	2	No. and Yards Punt Returns	2-12	1-10
THIRD DOWN EFFICIENCY	4-11-36%	5-11-45%	No. and Yards Kickoff Returns	3-75	0-0
FOURTH DOWN EFFICIENCY	0-0-0%	0-0-0%	No. and Yards Interception Returns	3-57	0-0
TOTAL NET YARDS	365	395	PENALTIES Number and Yards	8-70	11-155
Total Offensive Plays	60	64	FUMBLES Number and Lost	1-0	0-0
Average gain per offensive play	6.1	6.2	TOUCHDOWNS	3	1
NET YARDS RUSHING	140	95	Rushing	0	1
Total Rushing Plays	26	23	Passing	2	0
Average gain per rushing play	5.4	4.1	Interceptions	1	0
Tackles for a loss-number and yards	1-1	2-10	EXTRA POINTS Made-Attempts	3-3	1-1
NET YARDS PASSING	225	300	Kicking Made-Attempts	3-3	1-1
Times thrown - yards lost attempting to pass	1-8	1-3	FIELD GOALS Made-Attempts	4-5	2-2
Gross yards passing	233	303	RED ZONE EFFICIENCY	2-5-40%	1-2-50%
PASS ATTEMPTS-COMP-HAD INT	33-18-0	40-29-3	GOAL TO GO EFFICIENCY	1-3-33%	1-2-50%
Avg gain per pass play	6.6	7.3	SAFETIES	0	0
KICKOFFS Number-In End Zone-TBs	8-8-8	4-3-1	FINAL SCORE	33	13
PUNTS Number and Average	2-58.5	4-44.5	TIME OF POSSESSION	28:29	31:31
Had Blocked	0	0			

FINAL INDIVIDUAL STATISTICS

LOS ANGELES RAMS										OAKLAND RAIDERS										
RUSHING										RUSHING										
ATT	YDS	AVG	LG	TD						ATT	YDS	AVG	LG	TD						
T. Gurley II	20	108	5.4	23	0					M. Lynch	11	41	3.7	10	1					
C. Kupp	2	16	8.0	12	0					J. Richard	5	24	4.8	9	0					
B. Cooks	1	6	6.0	6	0					D. Martin	4	20	5.0	13	0					
R. Woods	1	6	6.0	6	0					A. Cooper	1	9	9.0	9	0					
M. Brown	1	5	5.0	5	0					D. Carr	2	1	0.5	6	0					
J. Goff	1	-1	-1.0	-1	0					Total	23	95	4.1	13	1					
Total	26	140	5.4	23	0															
PASSING										PASSING										
ATT	CMP	YDS	SK/YD	TD	LG	IN	RT.			ATT	CMP	YDS	SK/YD	TD	LG	IN	RT.			
J. Goff	33	18	233	1/8	2	30	0	97.2		D. Carr	40	29	303	1/3	0	45	3	62.8		
Total	33	18	233	1/8	2	30	0	97.2		Total	40	29	303	1/3	0	50	2	62.8		
RECEIVING										RECEIVING										
NO	YDS	AVG	LG	TD						NO	YDS	AVG	LG	TD						
B. Cooks	5	87	17.4	30	0					J. Cook	9	180	20.0	45	0					
C. Kupp	5	52	10.4	12	1					J. Richard	9	55	6.1	9	0					
T. Gurley II	3	39	13.0	19	1					J. Nelson	3	23	7.7	17	0					
R. Woods	3	37	12.3	20	0					D. Carrier	2	20	10.0	12	0					
M. Brown	2	18	9.0	9	0					M. Lynch	2	8	4.0	6	0					
Total	18	233	12.9	30	2					D. Martin	2	-3	-1.5	-1	0					
										S. Roberts	1	11	11.0	11	0					
INTERCEPTIONS										INTERCEPTIONS										
NO	YDS	AVG	LG	TD						NO	YDS	AVG	LG	TD						
M. Peters	1	50	50.0	50	1					N/A	0	0	0.0	0	0					
J. Johnson	1	7	7.0	7	0					Total	0	0	0.0	0	0					
C. Littleton	1	0	0.0	0	0															
Total	3	57	19.0	50	1															
PUNTING										PUNTING										
NO	YDS	AVG	NET	TB/I20	LG					NO	YDS	AVG	NET	TB/I20	LG					
J. Hekker	2	117	58.5	0/2	62					J. Townsend	4	178	44.5	41.5	0/1	55				
Total	2	117	58.5	0/2	62					Total	4	178	44.5	41.5	0/1	55				
PUNT RETURNS										PUNT RETURNS										
NO	YDS	AVG	FC	LG	TD					NO	YDS	AVG	FC	LG	TD					
P. Cooper	2	12	6.0	1	12	0				D. Harris	1	10	10.0	0	10	0				
C. Kupp	0	0	0.0	1	0	0				[OUT OF BOUNDS]	1	0	0.0	0	0	0				
Total	2	12	6.0	2	12	0				Total	1	10	10.0	0	10	0				
KICKOFF RETURNS										KICKOFF RETURNS										
NO	YDS	AVG	FC	LG	TD					NO	YDS	AVG	FC	LG	TD					
P. Cooper	3	75	25.0	0	26	0				[TOUCHBACK]	8	0	0.0	0	0	0				
[TOUCHBACK]	1	0	0.0	0	0	0				Total	0	0	0.0	0	0	0				
Total	3	75	25.0	0	26	0														

DEFENSIVE STATISTICS (BASED ON GAMEBOOK)

PLAYER	T	S	A	S-YDS	I-YDS	PD	FF	FR	PLAYER	T	S	A	S-YDS	I-YDS	PD	FF	FR
C. Littleton	13	11	2	0-0	1-0	1	0	0	M. Peters	3	1	2	0-0	1-50	1	0	0
J. Johnson	9	6	3	0-0	1-7	2	0	0	J. Franklin-Myers	2	1	1	0-0	0-0	0	0	0
A. Talib	7	4	3	0-0	0-0	0	0	0	N.Robey-Coleman	2	0	2	0-0	0-0	0	0	0
L. Joyner	6	5	1	0-0	0-0	0	0	0	J. Lawler	1	1	0	0-0	0-0	0	0	0
M. Bockers	5	4	1	1-3	0-0	0	0	0	D. Easley	1	1	0	0-0	0-0	0	0	0
S. Ebukam	4	3	1	0-0	0-0	0	0	0	A. Donald	1	1	0	0-0	0-0	0	0	0
N. Suh	4	2	2	0-0	0-0	0	0	0	M. Longacre	1	0	1	0-0	0-0	0	0	0
R. Wilson	4	1	3	0-0	0-0	0	0	0	E. Westbrooks	1	0	1	0-0	0-0	0	0	0
M. Christian	3	3	0	0-0	0-0	0	0	0	Totals	67	44	23	1-3	3-57	4	0	0



Weather: 86 degrees, sunny - Attendance 66,515 - Time 2:45

For the first time since 2001, the Los Angeles Rams started 2-0 after a 34-0 victory against the Arizona Cardinals. It marked Head Coach Sean McVay's fifth win in his first seven divisional games and his 13th win overall in his first 18 games as an NFL head coach, tied for the third most wins in a head coaches' first 18 games since 2000. L.A. used a smothering defensive effort that allowed the Cardinals to play only one snap, the last play of the game, in Rams territory. That effort marked the first time since 2006 that an NFL team has kept an opposing offense from crossing midfield when the Saints didn't allow the Giants to cross the 50 for an entire game. K Greg Zuerlein suffered an injury in pregame warm-ups forcing the Rams to get creative on fourth downs and point after attempts. P Johnny Hekker stepped in for Zuerlein and connected on his first career field goal, from 20 yards out, in addition to one successful PAT, five kickoffs, two of which went for touchbacks and punted twice, finishing with a 41.0 net punting average. RB Todd Gurley II scored 22 points on three rushing touchdowns and two two-point conversions, marking his second game scoring three rushing touchdowns in his professional career. Through the first two weeks of the 2018 season, Gurley scored 28 points, the most in the NFL by a single player in the first two games of the season. QB Jared Goff finished the game completing 24-of-32 passing attempts for 354 yards, one touchdown, one interception and a 108.1 QB rating. The 354 is tied for the second-most passing yards in Goff's professional career and was his fifth 300-plus yard passing game - the Rams are 5-0 when Goff throws for over 300 yards. The Rams defense held former first overall pick, Cardinals QB Sam Bradford to 90 yards passing, while completing 17-of-27 passing attempts with one interception for a QB rating of 53.0.

STARTING LINEUPS

ARIZONA CARDINALS

WR 11	L. Fitzgerald	DE 91	B. Mayowa
TE 85	G. Holmes	DT 98	C. Peters
LT 74	D. Humphries	DT 90	R. Nkemdiche
LG 76	M. Iupati	DE 55	C. Jones
C 64	M. Cole	SLB 51	G. Hodges
RG 67	J. Pugh	MLB 57	J. Bynes
RT 73	J. Wetzel	CB 21	P. Peterson
TE 86	R. Seal-Jones	CB 28	J. Taylor
WR 10	C. Williams	S 33	T. Boston
QB 9	S. Bradford	SS 36	B. Baker
RB 31	D. Johnson	FS 41	A. Bethea

LOS ANGELES RAMS

WR 18	C. Kupp	DE 90	M. Brockers
TE 89	T. Higbee	DT 99	A. Donald
LT 77	A. Whitworth	DT 93	N. Suh
LG 76	R. Saffold	WILL 91	D. Easley
C 65	J. Sullivan	OLB 50	S. Ebukam
RG 66	A. Blythe	ILB 58	C. Littleton
RT 79	R. Havenstein	ILB 52	R. Wilson
WR 12	B. Cooks	LCB 22	M. Peters
WR 17	R. Woods	RCB 21	A. Talib
QB 16	J. Goff	SS 43	J. Johnson III
HB 30	T. Gurley II	FS 20	L. Joyner

LOS ANGELES SUBSTITUTIONS: P 6 J. Hekker, WR 19 J. Natson, CB 23 N. Robey-Coleman, DB 24 B. Countess, DB 27 I. Johnson, CB 32 T. Hill, RB 33 J. Davis, RB 34 M. Brown, CB 37 S. Shields, S 41 M. Christian, LS 44 J. McQuaide, DL 53 J. Lawler, LB 54 B. Hager, C 55 Br. Allen, LB 59 M. Kiser, T 70 J. Noteboom, TE 81 G. Everett, TE 82 J. Mundt, WR 83 J. Reynolds, DL 94 J. Franklin-Myers, DL 95 E. Westbrook, OLB 96 M. Longacre

LOS ANGELES INACTIVES: QB 8 B. Allen, LB 26 M. Barron, RB 42 J. Kelly, OLB 49 T. Young, DT 69 S. Joseph-Day, WR 88 M. Thomas, DT 92 T. Smart

LOS ANGELES DID NOT PLAY: K 4 G. Zuerlein, QB 14 S. Mannion

SCORING SUMMARY

		1	2	3	4	OT	TOTAL	FIELD GOALS
VISITOR	Arizona Cardinals	0	0	0	0	-	0	
HOME	Los Angeles Rams	0	19	8	7	-	34	(20)
Clock								
TEAM	Qtr	Time	Play (Extra Point) (Drive Info)				Visitor	Home
Rams	2	14:29	T. Gurley 11 yd. run (T. Gurley run) (4-59, 1:19)				0	8
Rams	2	8:07	J. Hekker 20 yd. Field Goal (11-52, 4:45)				0	11
Rams	2	0:00	T. Gurley 1 yd. run (T. Gurley run) (8-32, 4:18)				0	19
Rams	3	3:39	T. Gurley 2 yd. run (J. Goff-M. Brown pass) (5-56, 2:10)				0	27
Rams	4	3:17	T. Higbee 3 yd. pass from J. Goff (J. Hekker kick) (7-25, 3:45)				0	34



Weather: 80 degrees, sunny - Attendance 68,947, Time 2:57

The Rams continued their unbeaten streak when they defeated their newest neighbor, the Los Angeles Chargers, 35-23. The victory was Head Coach Sean McVay's 14th win overall as a head coach and his sixth win over an AFC opponent. Since becoming head coach, McVay remains undefeated against AFC opponents. CB Marcus Peters exited the game with a leg injury in the second quarter and WR/PR JoJo Natson suffered a hand injury late in the first half. Additionally, OLB Dominique Easley and CB Aqib Talib suffered injuries during the game. Despite losing several players to injuries during the game, the Rams fought back and received contributions from all three phases against the Chargers, scoring four offensive touchdowns, one special teams touchdown and two forced fumbles by the defense. LB Cory Littleton came up big on special teams, once again, by blocking his third punt in two seasons. The blocked punt was recovered by DB Blake Countess in the Chargers' end zone for a touchdown and Countess' second blocked punt touchdown in two seasons. RB Todd Gurley II added one more rushing touchdown to his tally which keeps him atop the league in total touchdowns with five. WR Robert Woods led the receiving corps with 10 receptions for 104 yards and two touchdowns. Woods tied his career high in both single-game receptions and touchdowns. For the second week in a row, QB Jared Goff continued to shine on the field by throwing for 354 yards on 29-of-36 passing attempts, an 81 percent completion rate.

STARTING LINEUPS

LOS ANGELES CHARGERS

WR 13	K. Allen	DE 98	I. Rochell
TE 80	S. Culkin	DT 93	D. Philon
LT 76	R. Okung	NT 92	B. Mebane
LG 66	D. Feeney	DE 54	M. Ingram
C 53	M. Pouncey	OLB 44	K. White
RG 75	M. Schofield	ILB 52	D. Perryman
RT 69	S. Tevi	LCB 24	T. Williams
TE 88	V. Green	S 33	D. James
WR 16	Ty. Williams	S 37	J. Addae
QB 17	P. Rivers	RCB 26	C. Hayward
RB 28	M. Gordon	CB 20	D. King

LOS ANGELES RAMS

WR 18	C. Kupp	DE 90	M. Brockers
TE 89	T. Higbee	DT 99	A. Donald
LT 77	A. Whitworth	DT 93	N. Suh
LG 76	R. Saffold	WILL 91	D. Easley
C 65	J. Sullivan	OLB 50	S. Ebukam
RG 66	A. Blythe	ILB 58	C. Littleton
RT 79	R. Havenstein	ILB 52	R. Wilson
WR 12	B. Cooks	LCB 22	M. Peters
WR 17	R. Woods	RCB 21	A. Talib
QB 16	J. Goff	SS 43	J. Johnson III
HB 30	T. Gurley II	FS 20	L. Joyner

LOS ANGELES SUBSTITUTIONS: K 5 S. Ficken, P 6 J. Hekker, WR 11 K. Hodge, WR 19 J. Natson, CB 23 N. Robey-Coleman, DB 24 B. Countess, CB 32 T. Hill, RB 33 J. Davis, RB 34 M. Brown, CB 37 S. Shields, S 41 M. Christian, LS 44 J. McQuaide, DL 53 J. Lawler, LB 54 B. Hager, LB 59 M. Kiser, G 68 J. Brown, T 70 J. Noteboom, TE 81 G. Everett, TE 82 J. Mundt, WR 83 J. Reynolds, DL 94 J. Franklin-Myers, DL 95 E. Westbrook, OLB 96 M. Longacre
LOS ANGELES INACTIVES: K 4 G. Zuerlein, LB 26 M. Barron, RB 42 J. Kelly, OLB 49 T. Young, C 55 Br. Allen, DT 69 S. Joseph-Day, DT 92 T. Smart
LOS ANGELES DID NOT PLAY: QB 14 S. Mannon

SCORING SUMMARY

	1	2	3	4	OT	TOTAL	FIELD GOALS
VISITOR Los Angeles Chargers	6	7	7	3	0	23	(26)
HOME Los Angeles Rams	14	7	14	0	0	35	46WR

TEAM	Qtr	Time	Play (Extra Point) (Drive Info)	Visitor	Home
Rams	1	6:14	T. Gurley 1 yd. run (S. Ficken kick) (11-80, 5:50)	0	7
Chargers	1	4:42	M. Williams 42 yd. pass from P. Rivers (kick failed, wr) (3-60, 1:32)	6	7
Rams	1	0:51	R. Woods 3 yd. pass from J. Goff (S. Ficken kick) (7-75, 3:51)	6	14
Rams	2	7:44	B. Countess blocked punt recovery in end zone (S. Ficken kick)	6	21
Chargers	2	3:12	M. Gordon 11 yd. run (C. Sturgis kick) (10-75, 4:32)	13	21
Rams	3	12:38	C. Kupp 53 yd. pass from J. Goff (S. Ficken kick) (3-55, 0:51)	13	28
Chargers	3	8:18	M. Williams 20 yd. pass from P. Rivers (C. Sturgis kick) (8-75, 4:20)	20	28
Rams	3	3:19	R. Woods 6 yd. pass from J. Goff (S. Ficken kick) (11-77, 4:59)	20	35
Chargers	4	11:49	C. Sturgis 26 yd. Field Goal (13-58, 6:30)	23	35

FINAL TEAM STATISTICS

	CHARGERS	RAMS		CHARGERS	RAMS
TOTAL FIRST DOWNS	16	33	FGs - PATs Had Blocked	0-0	0-0
By Rushing	7	12	Net Punting Average	31.3	38.0
By Passing	9	18	TOTAL RETURN YARDAGE (W/O KOR)	15	8
By Penalty	0	3	No. and Yards Punt Returns	1-11	2-8
THIRD DOWN EFFICIENCY	7-13-54%	8-11-73%	No. and Yards Kickoff Returns	1-33	3-75
FOURTH DOWN EFFICIENCY	1-2-50%	0-0-0%	No. and Yards Interception Returns	1-4	0-0
TOTAL NET YARDS	326	521	PENALTIES Number and Yards	4-30	6-64
Total Offensive Plays	52	72	FUMBLES Number and Lost	2-2	1-1
Average gain per offensive play	6.8	7.2	TOUCHDOWNS	3	5
NET YARDS RUSHING	141	171	Rushing	1	1
Total Rushing Plays	20	35	Passing	2	3
Average gain per rushing play	7.1	4.9	Other (blocked kick, ect.)	0	1
Tackles for a loss-number and yards	2-3	4-12	EXTRA POINTS Made-Attempts	2-3	5-5
NET YARDS PASSING	215	350	Kicking Made-Attempts	2-3	5-5
Times thrown - yards lost attempting to pass	2-11	1-4	FIELD GOALS Made-Attempts	1-1	0-1
Gross yards passing	226	354	RED ZONE EFFICIENCY	2-4-50%	3-4-75%
PASS ATTEMPTS-COMP-HAD INT	30-18-0	36-29-1	GOAL TO GO EFFICIENCY	0-1-0%	3-3-100%
Avg gain per pass play	6.7	9.5	SAFETIES	0	0
KICKOFFS Number-In End Zone-TBs	5-5-2	6-4-4	FINAL SCORE	23	35
PUNTS Number and Average	3-34.0	1-49.0	TIME OF POSSESSION	25:44	34:16
Had Blocked	1	0			

FINAL INDIVIDUAL STATISTICS

LOS ANGELES CHARGERS										LOS ANGELES RAMS											
RUSHING		ATT	YDS	AVG	LG	TD				RUSHING		ATT	YDS	AVG	LG	TD					
M. Gordon	15	80	5.3	23	1		42	0	105.7	T. Gurley II	23	105	4.6	14	1		53	1	123.8		
A. Ekeler	4	47	11.8	32	0		0	0	0.0	M. Brown	5	42	8.4	14	0		0	0	0.0		
Ty. Williams	1	14	14.0	14	0		0	0	0.0	J. Goff	3	14	4.7	16	0		0	0	0.0		
Total	20	141	7.1	32	1		42	0	105.7	R. Woods	3	13	4.3	8	0		0	0	0.0		
										C. Kupp	1	-3	-3.0	-3	0		0	0	0.0		
										Total	35	171	4.9	16	1		53	1	123.8		
PASSING		ATT	CMP	YDS	SK/YD	TD	LG	IN	RT.	PASSING		ATT	CMP	YDS	SK/YD	TD	LG	IN	RT.		
P. Rivers	30	18	226	1/4	2		42	0	105.7	J. Goff	36	29	354	1/4	3		53	1	123.8		
K. Allen	0	0	0	1/7	0		0	0	0.0	Total	36	29	354	1/4	3		53	1	123.8		
Total	30	18	226	2/11	2		42	0	105.7												
RECEIVING		NO	YDS	AVG	LG	TD				RECEIVING		NO	YDS	AVG	LG	TD					
M. Williams	4	81	20.3	42	2					R. Woods	10	104	10.4	22	2						
A. Gates	3	45	15.0	27	0					B. Cooks	7	90	12.9	21	0						
K. Allen	3	44	14.7	25	0					T. Gurley II	5	51	10.2	25	0						
A. Ekeler	3	24	8.0	15	0					C. Kupp	4	71	17.8	53	1						
Ty. Williams	2	22	11.0	13	0					T. Higbee	2	35	17.5	20	0						
M. Gordon	2	4	2.0	3	0					G. Everett	1	3	3.0	3	0						
V. Green	1	6	6.0	6	0					Total	29	354	12.2	53	3						
Total	18	226	12.6	42	2																
INTERCEPTIONS		NO	YDS	AVG	LG	TD				INTERCEPTIONS		NO	YDS	AVG	LG	TD					
D. James	1	4	4.0	4	0					N/A	0	0	0.0	0	0						
Total	1	4	4.0	4	0					Total	0	0	0.0	0	0						
PUNTING		NO	YDS	AVG	NET	TB/I20	LG				PUNTING		NO	YDS	AVG	NET	TB/I20	LG			
D.Kaser	2	102	51.0	31.3	0/0	52				J. Hekker	1	49	49.0	38.0	0/0	49					
[BLOCKED]	1	0	0.0	0.0	0/0	0				Total	1	49	49.0	38.0	0/0	49					
Total	3	102	51.0	31.3	0/0	52															
PUNT RETURNS		NO	YDS	AVG	FC	LG	TD				PUNT RETURNS		NO	YDS	AVG	FC	LG	TD			
J. Jones	1	11	11.0	0	11	0				J. Natson	2	8	4.0	0	7	0					
Total	1	11	11.0	0	11	0				Total	2	8	4.0	0	7	0					
KICKOFF RETURNS		NO	YDS	AVG	FC	LG	TD				KICKOFF RETURNS		NO	YDS	AVG	FC	LG	TD			
J. Jones	1	33	33.0	0	33	0				B. Countess	2	51	25.5	0	26	0					
[OUT OF BOUNDS]	1	0	0.0	0	0	0				J. Natson	1	24	24.0	0	24	0					
[TOUCHBACK]	4	0	0.0	0	0	0				[TOUCHBACK]	2	0	0.0	0	0	0					
Total	1	33	33.0	0	33	0				Total	3	75	25.0	0	26	0					

DEFENSIVE STATISTICS (BASED ON GAMEBOOK)

PLAYER	T	S	A	S-YDS	I-YDS	PD	FF	FR	PLAYER	T	S	A	S-YDS	I-YDS	PD	FF	FR
C. Littleton	10	5	5	0-0	0-0	1	0	0	A. Talib	2	2	0	0-0	0-0	0	1	0
R. Wilson	9	6	3	0-0	0-0	1	0	0	D. Easley	2	2	0	0-0	0-0	0	0	0
S. Shields	4	3	1	0-0	0-0	1	0	0	M. Brockers	1	1	0	0-0	0-0	0	0	0
J. Johnson III	4	2	4	0-0	0-0	0	1	0	A. Donald	2	1	1	0-0	0-0	0	0	0
L. Joyner	4	2	2	0-0	0-0	0	0	1	E. Westbrooks	1	0	1	1-7	0-0	0	0	0
M. Christian	3	3	0	0-0	0-0	0	0	0	S. Ebukam	1	0	1	0-0	0-0	0	0	0
N. Suh	3	2	1	1-4	0-0	1	0	1	T. Hill	1	0	1	0-0	0-0	0	0	0
N. Robey-Coleman	3	2	1	0-0	0-0	0	0	0	Totals	50	32	18	2/11	0-0	4	2	2



Weather: 75 degrees, clear - Attendance 72,027 - Time 3:07

The Los Angeles Rams improved 4-0 after beating the Minnesota Vikings, 38-31. QB Jared Goff led the offense, completing 26-of-33 passes for 465 yards and five touchdowns. Goff reached a new personal best with a perfect passer rating of 158.3 and a career-high of five touchdowns. Goff tied the franchise record for most passing touchdowns by a quarterback in a game. This milestone has been accomplished nine other times, lastly by Kurt Warner on Oct. 10, 1999. Rams RB Todd Gurley II put the Rams on the board with a 8-yard touchdown reception from Goff. Gurley II totaled 21 touches for 156 yards from the line of scrimmage including a 56-yard reception, his longest of the season. The Vikings' and Rams' offenses went toe-to-toe with both teams having over 400 passing yards and zero interceptions thrown. All three of the Rams starting receivers had over 100 receiving yards against the Vikings. WR Cooper Kupp had nine catches for 162 yards and hauled in a 70-yard touchdown pass from Goff, the longest of his career. Kupp also had his first career multi-touchdown game when he caught his second touchdown of the second quarter, a 19-yard perfect pass from Goff. With a 1:30 left in the first half, WR Brandin Cooks earned his first touchdown as a Rams on a 47-yard pass from Goff. Cooks finished the night with seven passes for 116 yards. Midway through the third quarter K Sam Ficken made a 34-yard field goal, increasing the Rams lead to 31-20. However, the Vikings would promptly respond. Vikings WR Adam Thielen caught a 45-yard touchdown from Cousins. Then, with a minute left in the third, Rams WR Robert Woods would catch a 31-yard pass in the back of the end zone giving the Rams a 10 point lead of 38-28. Woods tallied five catches for 100 yards against the Vikings. On a night that had been predominately quiet for the defense, the Rams defensive line stepped up when their best was required of them. On the first snap of the fourth quarter, Rams DT Aaron Donald recorded his first sack of the season when he took down Cousins for a loss of 10 yards. Later, looking for a first down, the Vikings were third-and-6 when Rams DT Ndamukong Suh sacked Cousins for an eight-yard loss. Donald tallied a second sack in the fourth quarter right before the two-minute mark for a loss of eight. Desperate to secure the win, Rams rookie DL John Franklin-Myers stepped up. With Cousins looking for a pass, Franklin-Myers made his first career sack, forcing a fumble that was then recovered by Suh. The Rams are one of two teams remaining with a perfect record of 4-0 to start the 2018 season.

STARTING LINEUPS

MINNESOTA VIKINGS

WR 19	A. Thielen	LE 99	D. Hunter
TE 89	D. Morgan	DT 93	S. Richardson
LT 71	R. Reiff	NT 98	L. Joseph
LG 79	T. Compton	RE 91	S. Weatherly
C 65	P. Elfein	MLB 54	E. Kendrick
RG 74	M. Remmers	SLB 55	A. Barr
RT 69	R. Hill	LCB 26	T. Waynes
TE 82	K. Rudolph	RCB 29	X. Rhodes
WR 14	S. Diggs	CB 21	M. Hughes
QB 8	K. Cousins	SS 34	A. Sendejo
RB 33	D. Cook	FS 22	H. Smith

LOS ANGELES RAMS

WR 18	C. Kupp	DE 90	M. Brockers
TE 89	T. Higbee	DT 93	N. Suh
LT 77	A. Whitworth	DT 99	A. Donald
LG 76	R. Saffold	WILL 96	M. Longacre
C 65	J. Sullivan	OLB 50	S. Ebukam
RG 66	A. Blythe	ILB 58	C. Littleton
RT 79	R. Havenstein	ILB 52	R. Wilson
WR 12	B. Cooks	LCB 22	M. Peters
WR 17	R. Woods	RCB 37	S. Shields
QB 16	J. Goff	SS 43	J. Johnson III
HB 30	T. Gurley II	FS 20	L. Joyner

LOS ANGELES SUBSTITUTIONS: K 5 S. Ficken, P 6 J. Hekker, WR 11 K. Hodge, CB 23 N. Robey-Coleman, DB 24 B. Countess, CB 32 T. Hill, RB 33 J. Davis, RB 34 M. Brown, CB 36 D. Hatfield, S 41 M. Christian, LS 44 J. McQuaide, OLB 49 T. Young, DL 53 J. Lawler, LB 54 B. Hager, C 55 Br. Allen, LB 59 M. Kiser, G 68 J. Brown, T 70 J. Noteboom, TE 81 G. Everett, TE 82 J. Mundt, WR 83 J. Reynolds, OLB 91 D. Easley, DL 94 J. Franklin-Myers, DL 95 E. Westbrook
LOS ANGELES INACTIVES: K 4 G. Zuerlein, WR 19 J. Natson, LB 26 M. Barron, RB 42 J. Kelly, DT 69 S. Joseph-Day, DT 92 T. Smart
LOS ANGELES DID NOT PLAY: QB 14 S. Mannon

SCORING SUMMARY

	1	2	3	4	OT	TOTAL	FIELD GOALS
VISITOR Minnesota Vikings	7	13	8	3	-	31	(37), (39), (40)
HOME Los Angeles Rams	7	21	10	0	-	38	(34), 28WR

TEAM	Qtr	Time	Play (Extra Point) (Drive Info)	Visitor	Home
Vikings	1	7:55	A. Robinson 16 yd. pass from K. Cousins (D. Bailey kick) (13-75, 7:05)	7	0
Rams	1	1:55	T. Gurley 8 yd. pass from J. Goff (S. Ficken kick) (12-75, 6:00)	7	7
Vikings	2	10:05	D. Bailey 37 yd. Field Goal (12-56, 6:50)	10	7
Rams	2	9:28	C. Kupp 70 yd. pass from J. Goff (S. Ficken kick) (2-75, 0:37)	10	14
Vikings	2	8:04	A. Robinson 17 yd. pass from K. Cousins (D. Bailey kick) (3-75, 1:24)	17	14
Rams	2	3:47	C. Kupp 19 yd. pass from J. Goff (S. Ficken kick) (4-71, 1:50)	17	21
Rams	2	1:26	B. Cooks 47 yd. pass from J. Goff (S. Ficken kick) (2-73, 0:15)	17	28
Vikings	2	0:02	D. Bailey 39 yd. Field Goal (9-4, 1:24)	20	28
Rams	3	5:21	S. Ficken 34 yd. Field Goal (6-68, 3:01)	20	31
Vikings	3	3:35	A. Thielen 45 yd. pass from K. Cousins (K. Cousins-L. Murray pass) (5-75, 1:46)	28	31
Rams	3	1:09	R. Woods 31 yd. pass from J. Goff (S. Ficken kick) (5-75, 2:26)	28	38
Vikings	4	3:46	D. Bailey 40 yd. Field Goal (9-58, 4:35)	31	38



Weather: 53 degrees, rain - Attendance 68,893 - Time 3:12

The Los Angeles Rams beat the Seattle Seahawks, 33-31, winning their second divisional match-up of the season. Head Coach Sean McVay improve to 6-2 in the NFC West through his first two seasons as a head coach. After the Rams opening drive, Seattle received the ball but were unable to convert. On fourth down Seahawks P Michael Dickson's punt was deflected by Rams LB Cory Littleton, his second of the season and career fourth. As a result, the Rams would receive the ball at Seattle's 12-yard-line. However, on second-and-2, a short pass intended for RB Todd Gurley II was picked off by Seahawks DE Frank Clark. Seattle then capitalized when Seahawks RB Mike Davis ran six yards for a touchdown, giving the home team a 7-0 lead. The Rams responded with a 2-yard touchdown run by Gurley. The Rams fourth-year back has scored a touchdown in eight consecutive regular season games. After receiving the ball, QB Russell Wilson was sacked by Rams DT Aaron Donald for a loss of seven yards. In the second quarter, K Cairo Santos gave the Rams their first lead of the game when he made a 19-yard field goal attempt, his first as a Ram. Later, with five minutes left in the half, WR Cooper Kupp hauled in a 6-yard touchdown pass from QB Jared Goff. Despite missing the second half to injury, Kupp led the team in receptions with six passes for 90 yards. The Rams would go into the half with a 17-14 lead. Returning from halftime, Wilson connected with Davis on a shovel pass to the right for a 3-yard touchdown. Later in the third quarter, Gurley earned himself a second 2-yard rushing touchdown. The Seahawks would then respond with a 30-yard deep pass to David Moore, increasing their lead to 31-24. On the second drive in the fourth quarter, Gurley shortened the gap with a 5-yard touchdown run. Gurley has had three career games with at least three touchdowns, two of them taking place at CenturyLink Field. With Seattle up 31-30, the Rams were in dire need of a score. DT Ndamukong Suh provided a momentum change when he sacked Wilson for an eight-yard loss, forcing the Seahawks to punt. Nine plays and 61 yards later, Santos made a 39-yard field goal giving the Rams a 33-31 lead. The Rams defense was then able to hold off the Seahawks thanks to a pass deflection by Littleton. Looking to run out the clock, Gurley ran on three plays for 21 yards. After Seattle took their final timeout, Goff had a crucial 2-yard rush on fourth-and-1 on the final possession of the game. The Rams are now 5-0 and have won their last five road games, marking the sixth time in franchise history.

STARTING LINEUPS

LOS ANGELES RAMS

WR 18	C. Kupp	DE 90	M. Brockers
TE 89	T. Higbee	DT 93	N. Suh
LT 77	A. Whitworth	DT 99	A. Donald
LG 76	R. Saffold	WILL 96	M. Longacre
C 65	J. Sullivan	OLB 50	S. Ebukam
RG 66	A. Blythe	ILB 58	C. Littleton
RT 79	R. Havenstein	ILB 26	M. Barron
WR 12	B. Cooks	CB 22	M. Peters
WR 17	R. Woods	CB 32	T. Hill
QB 16	J. Goff	SS 43	J. Johnson III
HB 30	T. Gurley II	FS 20	L. Joyner

SEATTLE SEAHAWKS

WR 89	D. Baldwin	LDE 99	Q. Jefferson
LT 76	D. Brown	LDT 90	J. Reed
LG 64	J. Sweezy	RDT 98	S. Stephen
C 68	J. Britt	RDE 55	F. Clark
RG 78	D. Fluker	OLB 51	B. Mingo
RT 65	G. Ifedi	CB 28	J. Coleman
TE 81	N. Vannett	LB 54	B. Wagner
WR 16	T. Lockett	LCB 26	SL. Griffin
QB 3	R. Willson	SS 30	B. McDougald
RB 32	C. Carson	FS 33	T. Thompson
TE 87	D. Daniels	CB 37	T. Flowers

LOS ANGELES SUBSTITUTIONS: K 3 C. Santos, P 6 J. Hekker, WR 11 K. Hodge, CB 23 N. Robey-Coleman, DB 24 B. Countess, RB 33 J. Davis, RB 34 M. Brown, CB 36 D. Hatfield, CB 37 S. Shields, S 41 M. Christian, LS 44 J. McQuaide, LB 52 R. Wilson, DL 53 J. Lawler, LB 54 B. Hager, C 55 Br. Allen, LB 59 M. Kiser, G 68 J. Brown, T 70 J. Noteboom, TE 81 G. Everett, TE 82 J. Mundt, WR 83 J. Reynolds, DL 94 J. Franklin-Myers, DL 95 E. Westbrook

LOS ANGELES INACTIVES: K 4 G. Zuerlein, WR 19 J. Natson, RB 42 J. Kelly, OLB 49 T. Young, DT 69 S. Joseph-Day, DT 92 T. Smart

LOS ANGELES DID NOT PLAY: QB 14 S. Mannion

SCORING SUMMARY

		1	2	3	4	OT	TOTAL	FIELD GOALS
VISITOR Los Angeles Rams		7	10	7	9	-	33	(19), (39)
HOME Seattle Seahawks		7	10	14	0	-	31	(52)
	Clock							
TEAM	Qtr	Time	Play (Extra Point) (Drive Info)				Visitor	Home
Seahawks	1	4:30	M. Davis 6 yd. run (S. Janikowski kick) (9-74, 5:45)				0	7
Rams	1	2:00	T. Gurley 2 yd. run (C. Santos kick) (5-58, 2:30)				7	7
Rams	2	11:13	C. Santos 19 yd. Field Goal (8-79, 3:35)				10	7
Seahawks	2	9:11	T. Lockett 39 yd. pass from R. Wilson (S. Janikowski kick) (4-50, 2:02)				10	14
Rams	2	6:02	C. Kupp 6 yd. pass from J. Goff (C. Santos kick) (8-70, 3:09)				17	14
Seahawks	2	1:55	S. Janikowski 52 yd. Field Goal (8-27, 4:07)				17	17
Seahawks	3	10:34	D. Moore 3 yd. pass from R. Wilson (S. Janikowski kick) (9-75, 4:26)				17	24
Rams	3	5:04	T. Gurley 2 yd. run (C. Santos kick) (9-64, 5:30)				24	24
Seahawks	3	1:35	D. Moore 30 yd. pass from R. Wilson (S. Janikowski kick) (7-75, 3:29)				24	31
Rams	4	14:54	T. Gurley 5 yd. run (kick failed, wl) (5-74, 1:41)				30	31
Rams	4	6:05	C. Santos 39 yd. Field Goal (9-61, 4:29)				33	31

FINAL TEAM STATISTICS

	RAMS	SEAHAWKS		RAMS	SEAHAWKS
TOTAL FIRST DOWNS	30	20	FGs - PATs Had Blocked	0-0	0-0
By Rushing	9	8	Net Punting Average	41.0	26.8
By Passing	17	9	TOTAL RETURN YARDAGE (W/O KOR)	11	23
By Penalty	4	3	No. and Yards Punt Returns	1-11	1-3
THIRD DOWN EFFICIENCY	3-9-33%	7-12-58%	No. and Yards Kickoff Returns	6-128	4-95
FOURTH DOWN EFFICIENCY	1-1-100%	0-0-0%	No. and Yards Interception Returns	0-0	2-26
TOTAL NET YARDS	468	373	PENALTIES Number and Yards	7-45	7-50
Total Offensive Plays	63	55	FUMBLES Number and Lost	2-0	0-0
Average gain per offensive play	7.4	6.8	TOUCHDOWNS	4	4
NET YARDS RUSHING	155	190	Rushing	3	1
Total Rushing Plays	30	32	Passing	1	3
Average gain per rushing play	5.2	5.9	EXTRA POINTS Made-Attempts	3-4	4-4
Tackles for a loss-number and yards	2-6	1-1	Kicking Made-Attempts	3-4	4-4
NET YARDS PASSING	313	183	FIELD GOALS Made-Attempts	2-2	1-1
Times thrown - yards lost attempting to pass	1-8	2-15	RED ZONE EFFICIENCY	4-6-67%	2-2-100%
Gross yards passing	321	198	GOAL TO GO EFFICIENCY	4-6-67%	2-2-100%
PASS ATTEMPTS-COMP-HAD INT	32-23-2	21-13-0	SAFETIES	0	0
Avg gain per pass play	9.5	8.0	FINAL SCORE	33	31
KICKOFFS Number-In End Zone-TBs	7-4-3	6-1-0	TIME OF POSSESSION	29:30	30:30
PUNTS Number and Average	1-38.0	4-34.5			
Had Blocked	0	0			

FINAL INDIVIDUAL STATISTICS

LOS ANGELES RAMS							SEATTLE SEAHAWKS										
RUSHING	ATT	YDS	AVG	LG	TD		RUSHING	ATT	YDS	AVG	LG	TD					
T. Gurley II	22	77	3.5	16	3		C. Carson	19	116	6.1	21	0					
R. Woods	2	53	26.5	56	0		M. Davis	12	68	5.7	37	1					
J. Goff	5	15	3.0	12	0		T. Lockett	1	6	6.0	6	0					
J. Reynolds	1	10	10.0	10	0		Total	32	190	5.9	37	1					
Total	30	155	5.2	56	3												
PASSING	ATT	CMP	YDS	SK/YD	TD	LG	IN	RT.	PASSING	ATT	CMP	YDS	SK/YD	TD	LG	IN	RT.
J. Goff	32	23	321	1/8	1	31	2	88.2	R. Wilson	21	13	198	2/15	3	44	0	132.5
Total	32	23	321	1/8	1	31	2	88.2	Total	21	13	198	2/15	3	44	0	132.5
RECEIVING	NO	YDS	AVG	LG	TD		RECEIVING	NO	YDS	AVG	LG	TD					
C. Kupp	6	90	15.0	27	1		T. Lockett	3	98	32.7	44	1					
R. Woods	5	92	18.4	31	0		N. Vannett	3	43	14.3	32	0					
T. Gurley II	4	36	9.0	19	0		D. Moore	3	38	12.7	30	2					
G. Everett	3	24	8.0	10	0		M. Davis	2	7	3.5	9	0					
J. Reynolds	2	39	19.5	22	0		C. Carson	1	11	11.0	11	0					
T. Higbee	2	26	13.0	17	0		D. Baldwin	1	1	1.0	1	0					
K. Hodge	1	14	14.0	14	0		Total	13	198	15.2	44	3					
Total	23	321	14.0	31	1												
INTERCEPTIONS	NO	YDS	AVG	LG	TD		INTERCEPTIONS	NO	YDS	AVG	LG	TD					
N/A	0	0	0.0	0	0		F. Clark	1	26	26.0	26	0					
Total	0	0	0.0	0	0		T. Thompson	1	0	0.0	0	0					
							Total	2	26	13.0	26	0					
PUNTING	NO	YDS	AVG	NET	TB/120	LG		PUNTING	NO	YDS	AVG	NET	TB/120	LG			
J. Hekker	1	38	38.0	41.0	0/1	38		M. Dickson	4	138	34.5	26.8	1/1	55			
Total	1	38	38.0	41.0	0/1	38		Total	4	138	34.5	26.8	1/1	55			
PUNT RETURNS	NO	YDS	AVG	FC	LG	TD		PUNT RETURNS	NO	YDS	AVG	FC	LG	TD			
M. Christian	1	11	11.0	0	11	0		T. Lockett	1	-3	-3.0	0	-3	0			
R. Woods	0	0	0.0	1	0	0		Total	1	-3	-3.0	0	-3	0			
[DOWNED]	1	0	0.0	0	0	0											
[TOUCHBACK]	1	0	0.0	0	0	0											
Total	1	11	11.0	1	11	0											
KICKOFF RETURNS	NO	YDS	AVG	FC	LG	TD		KICKOFF RETURNS	NO	YDS	AVG	FC	LG	TD			
B. Countess	4	98	24.5	0	40	0		T. Lockett	3	77	25.7	0	42	0			
M. Longacre	2	30	15.0	0	16	0		D. Moore	1	18	18.0	0	18	0			
Total	6	128	21.3	0	40	0		[TOUCHBACK]	3	0	0.0	0	0	0			
								Total	4	95	23.8	0	42	0			

DEFENSIVE STATISTICS (BASED ON GAMEBOOK)

PLAYER	T	S	A	S-YDS	I-YDS	PD	FF	FR	PLAYER	T	S	A	S-YDS	I-YDS	PD	FF	FR
M. Barron	9	5	4	0-0	0-0	0	0	0	M. Brockers	4	1	3	0-0	0-0	0	0	0
C. Littleton	8	3	5	0-0	0-0	2	0	0	N. Robey-Coleman	4	1	3	0-0	0-0	0	0	0
J. Johnson III	6	3	3	0-0	0-0	0	0	0	M. Longacre	4	1	3	0-0	0-0	0	0	0
N. Suh	6	2	4	1-8	0-0	0	0	0	A. Donald	2	1	1	1-7	0-0	0	0	0
T. Hill	5	3	2	0-0	0-0	1	0	0	E. Westbrooks	1	0	1	0-0	0-0	0	0	0
M. Peters	5	1	4	0-0	0-0	1	0	0	M. Christian	1	0	1	0-0	0-0	0	0	0
L. Joyner	5	1	4	0-0	0-0	0	0	0	S. Shields	0	0	0	0-0	0-0	1	0	0
S. Ebukam	4	2	2	0-0	0-0	0	0	0	Totals	64	24	40	2-15	0-0	5	0	0



Weather: 25 degrees, mostly cloudy - Attendance 76,109 - Time 3:16

The Los Angeles Rams are 6-0 after beating the Denver Broncos, 23-20. On the opening drive, at their own 23 yard line, the Broncos faced a third-and-seven, Rams OLB Samson Ebukam forced a fumble for a Broncos' loss of nine yards, sending the punting team onto the field. On the Rams first series of the game, they went covered 63 yards on seven plays, setting up a 26-yard field goal by K Cairo Santos. Santos would then kick another field goal for 39 yards, giving the Rams a 6-0 lead. With three seconds left in the first quarter, the Broncos got on the board thanks to a 28-yard field goal by K Brandon McManus. Early in the second quarter, Rams RB Todd Gurley II scored his first touchdown of the day on a 10-yard run. Eager to make a statement, the Rams defense waited to make their mark, on a fourth-and-three at the Los Angeles 39 yard line, Keenum was looking for a first down, but was sacked for an 11-yard loss by Rams S Lamarus Joyner. Joyner earned his first sack of the season, the fifth sack in his career. The Rams went into halftime up 13-3. The Rams were unable to get anything going on their first drive of the second half leading to a punt from Johnny Hekker, a 52-yard punt, that was downed by CB Sam Shields at the Broncos two yard line. Looking for a first down, while facing third-and-seven, Keenum was sacked for a staggering loss of 14 yards by Rams DT Aaron Donald, resulting in the Rams offense taking the field. On that next drive, Gurley pushed up the middle for his second touchdown on the day, extending his league lead in points through Week 6 of the 2018 season. The Rams kept their momentum late in the third quarter when Rams S John Johnson III intercepted a deep pass by Keenum that had been deflected by Rams LB Cory Littleton. Still looking to close the gap, Broncos WR Emmanuel Sanders caught a 22-yard touchdown pass from Keenum, cutting the Rams lead to 20-10. The Broncos continued their fight when McManus made a 22-yard field goal midway through the fourth. Santos then kicked his third and final field goal of the night from 21 yards, giving the Rams a 23-13 lead. In a last-ditch effort, Broncos WR Demaryius Thomas caught a one-yard touchdown pass from Keenum with a minute and half left in the game. Denver attempted an onside kick, however Rams WR Robert Woods swatted the ball out of bounds, securing a Los Angeles victory. Woods finished with 109 yards receiving, his third 100-plus yard outing and the fifth-consecutive game he finished with at least 80 yards receiving. Gurley finished with 28 rushes for a career-high 208 yards. The last time a Rams rusher went for over 200 yards in a game was in 2001 when RB Marshall Faulk went for 202 yards against the Panthers.

STARTING LINEUPS

LOS ANGELES RAMS

WR 18	C. Kupp	DE 90	M. Brockers
TE 89	T. Higbee	DT 93	N. Suh
LT 77	A. Whitworth	DT 99	A. Donald
LG 76	R. Saffold	WILL 96	M. Longacre
C 65	J. Sullivan	OLB 50	S. Ebukam
RG 66	A. Blythe	ILB 58	C. Littleton
RT 79	R. Havenstein	ILB 26	M. Barron
WR 12	B. Cooks	LCB 22	M. Peters
WR 17	R. Woods	RCB 32	T. Hill
HB 30	T. Gurley II	SS 43	J. Johnson III
QB 16	J. Goff	FS 20	L. Joyner

DENVER BRONCOS

WR 10	E. Sanders	DE 95	D. Wolfe
LT 72	G. Bolles	NT 94	D. Peko
LG 65	R. Leary	SLB 55	B. Chubb
C 61	M. Paradis	WLB 58	V. Miller
RG 76	M. Garcia	ILB 51	T. Davis
RT 77	B. Turner	ILB 54	B. Marshall
TE 82	J. Heuerman	LCB 29	B. Roby
WR 88	De. Thomas	RCB 25	C. Harris
RB 28	R. Freeman	CB 22	T. Brock
QB 4	C. Keenum	SS 26	D. Stewart
FB 32	A. Janovich	FS 31	J. Simmons

LOS ANGELES SUBSTITUTIONS: K 3 C. Santos, P 6 J. Hekker, WR 11 K. Hodge, WR 19 J. Natson, CB 23 N. Robey-Coleman, DB 24 B. Countess, RB 33 J. Davis, RB 34 M. Brown, CB 36 D. Hatfield, CB 37 S. Shields, S 41 M. Christian, LS 44 J. McQuaide, LB 52 R. Wilson, DL 53 J. Lawler, LB 54 B. Hager, LB 59 M. Kiser, G 68 J. Brown, T 70 J. Noteboom, TE 81 G. Everett, TE 82 J. Mundt, WR 83 J. Reynolds, DL 94 J. Franklin-Myers, DL 95 E. Westbrook
LOS ANGELES INACTIVES: K 4 G. Zuerlein, DB 31 D. Williams, RB 42 J. Kelly, OLB 49 T. Young, DT, C 55 Br. Allen, DT 69 S. Joseph-Day, DT 92 T. Smart
LOS ANGELES DID NOT PLAY: QB 14 S. Mannion

SCORING SUMMARY

	1	2	3	4	OT	TOTAL	
VISITOR Los Angeles Rams	6	7	7	3	-	23	FIELD GOALS
HOME Denver Broncos	3	0	7	10	-	20	(26), (39), 47WR, (21)
							(28) (24)
TEAM	Qtr	Time	Play (Extra Point) (Drive Info)			Visitor	Home
Rams	1	11:23	C. Santos 26 yd. field goal (7-63, 2:03)			3	0
Rams	1	4:21	C. Santos 39 yd. field goal (9-71, 4:26)			6	0
Broncos	1	0:03	B. McManus 28 yd. field goal (9-65, 4:18)			6	3
Rams	2	10:57	T. Gurley 10 yd. run (C. Santos kick) (7-66, 4:06)			13	3
Rams	3	6:09	T. Gurley 1 yd. run (C. Santos kick) (8-58, 4:00)			20	3
Broncos	3	1:34	E. Sanders 22 yd. pass from C. Keenum (B. McManus kick) (1-12, 0:31)			20	10
Broncos	4	8:54	B. McManus 24 yd. field goal (5-57, 1:20)			20	13
Rams	4	3:15	C. Santos 21 yd. field goal (13-72, 5:39)			23	13
Broncos	4	1:22	De. Thomas 1 yd. pass from C. Keenum (B. McManus kick) (9-77, 1:53)			23	20

FINAL TEAM STATISTICS

	RAMS	BRONCOS		RAMS	BRONCOS
TOTAL FIRST DOWNS	24	23	FGs - PATs Had Blocked	0-0	0-0
By Rushing	13	3	Net Punting Average	40.0	35.0
By Passing	9	14	TOTAL RETURN YARDAGE (W/O KOR)	29	3
By Penalty	2	6	No. and Yards Punt Returns	2-29	0-0
THIRD DOWN EFFICIENCY	8-17-47%	3-10-30%	No. and Yards Kickoff Returns	1-31	2-48
FOURTH DOWN EFFICIENCY	1-1-100%	0-1-0%	No. and Yards Interception Returns	1-0	1-3
TOTAL NET YARDS	444	357	PENALTIES Number and Yards	10-81	6-61
Total Offensive Plays	72	60	FUMBLES Number and Lost	0-0	1-0
Average gain per offensive play	6.2	6.0	TOUCHDOWNS	2	2
NET YARDS RUSHING	270	60	Rushing	2	0
Total Rushing Plays	39	17	Passing	0	2
Average gain per rushing play	6.9	3.5	EXTRA POINTS Made-Attempts	2-2	2-2
Tackles for a loss-number and yards	0-0	0-0	Kicking Made-Attempts	2-2	2-2
NET YARDS PASSING	174	297	FIELD GOALS Made-Attempts	3-4	2-2
Times thrown - yards lost attempting to pass	5-27	2-25	RED ZONE EFFICIENCY	2-5-40%	2-4-50%
Gross yards passing	201	322	GOAL TO GO EFFICIENCY	1-2-50%	1-1-100%
PASS ATTEMPTS-COMP-HAD INT	28-14-1	41-25-1	SAFETIES	0	0
Avg gain per pass play	5.3	6.9	FINAL SCORE	23	20
KICKOFFS Number-In End Zone-TBs	6-5-4	5-3-3	TIME OF POSSESSION	35:10	24:50
PUNTS Number and Average	3-40.0	4-42.3			
Had Blocked	0	0			

FINAL INDIVIDUAL STATISTICS

LOS ANGELES RAMS										DENVER BRONCOS									
RUSHING		ATT	YDS	AVG	LG	TD				RUSHING		ATT	YDS	AVG	LG	TD			
T. Gurley II	28	208	7.4	29	2					R. Freeman	9	22	2.4	7	0				
M. Brown	5	24	4.8	9	0					P. Lindsay	4	18	4.5	8	0				
J. Goff	4	14	3.5	13	0					D. Booker	2	15	7.5	9	0				
C. Kupp	1	12	12.0	12	0					C. Keenum	1	6	6.0	6	0				
R. Woods	1	12	12.0	12	0					C. Kelly	1	-1	-1.0	-1	0				
Total	39	270	6.9	29	2					Total	17	60	3.5	9	0				
PASSING		ATT	CMP	YDS	SK/YD	TD	LG	IN	RT.	PASSING		ATT	CMP	YDS	SK/YD	TD	LG	IN	RT.
J. Goff	28	14	201	5/27	0	44	1	58.8		C. Keenum	41	25	322	2/25	2	45	1	91.7	
Total	28	14	201	5/27	0	44	1	58.8		Total	41	25	322	2/25	2	45	1	91.7	
RECEIVING		NO	YDS	AVG	LG	TD				RECEIVING		NO	YDS	AVG	LG	TD			
R. Woods	7	109	15.6	28	0					E. Sanders	7	115	16.4	43	1				
B. Cooks	2	53	26.5	44	0					P. Lindsay	6	48	8.0	13	0				
G. Everett	2	24	12.0	12	0					C. Sutton	3	58	19.3	41	0				
T. Gurley II	2	17	8.5	13	0					De. Thomas	3	57	19.0	45	1				
J. Reynolds	1	-2	-2.0	-2	0					J. Heuerman	3	23	7.7	11	0				
Total	14	201	14.4	44	0					D. Booker	2	14	7.0	9	0				
										M. LaCosse	1	7	7.0	7	0				
										Total	25	322	12.9	45	2				
INTERCEPTIONS		NO	YDS	AVG	LG	TD				INTERCEPTIONS		NO	YDS	AVG	LG	TD			
J. Johnson III	1	0	0.0	0	0					D. Stewart	1	3	3.0	3	0				
Total	1	0	0.0	0	0					Total	1	3	3.0	3	0				
PUNTING		NO	YDS	AVG	NET	TB/I20	LG				PUNTING		NO	YDS	AVG	NET	TB/I20	LG	
J. Hekker	3	120	40.0	40.0	0/3	52				C. Wadman	4	169	42.3	35.0	0/2	48			
Total	3	120	40.0	40.0	0/3	52				Total	4	169	42.3	35.0	0/2	48			
PUNT RETURNS		NO	YDS	AVG	FC	LG	TD				PUNT RETURNS		NO	YDS	AVG	FC	LG	TD	
J. Natson	2	29	14.5	2	26	0				D. Hamilton	0	0	0.0	1	0	0			
Total	2	29	14.5	2	26	0				[DOWNED]	1	0	0.0	0	0	0			
										[OUT OF BOUNDS]	1	0	0.0	0	0	0			
										Total	0	0	0.0	1	0	0			
KICKOFF RETURNS		NO	YDS	AVG	FC	LG	TD				KICKOFF RETURNS		NO	YDS	AVG	FC	LG	TD	
B. Countess	1	31	31.0	0	31	0				P. Lindsay	2	48	24.0	0	25	0			
[OUT OF BOUNDS]	1	0	0.0	0	0	0				[TOUCHBACK]	4	0	0.0	0	0	0			
[TOUCHBACK]	3	0	0.0	0	0	0				Total	2	48	24.0	0	25	0			
Total	1	31	31.0	0	31	0													

DEFENSIVE STATISTICS (BASED ON GAMEBOOK)

PLAYER	T	S	A	S-YDS	I-YDS	PD	FF	FR	PLAYER	T	S	A	S-YDS	I-YDS	PD	FF	FR
T. Hill	7	7	0	0-0	0-0	0	0	0	S. Ebukam	2	1	1	0-0	0-0	0	1	0
L. Joyner	7	5	2	1-11	0-0	0	0	0	M. Christian	2	1	1	0-0	0-0	0	0	0
C. Littleton	5	4	1	0-0	0-0	2	0	0	M. Peters	2	1	1	0-0	0-0	0	0	0
M. Brockers	5	4	1	0-0	0-0	0	0	0	J. Lawler	1	1	0	0-0	0-0	0	0	0
J. Johnson III	4	2	2	0-0	1-0	1	0	0	E. Westbrook	1	1	0	0-0	0-0	0	0	0
A. Donald	3	2	1	1-14	0-0	0	0	0	S. Shields	1	1	0	0-0	0-0	0	0	0
M. Longacre	3	1	2	0-0	0-0	0	0	0	M. Barron	1	0	1	0-0	0-0	0	0	0
N. Suh	2	2	0	0-0	0-0	0	0	0	N. Robey-Coleman	0	0	0	0-0	0-0	1	0	0
J. Franklin-Myers2	1	1	1	0-0	0-0	0	0	0	Totals	48	34	14	2-25	1-0	4	1	0



Weather: 65 degrees, clear - Attendance 66,597 - Time 3:01

The Los Angeles Rams are 7-0 after a 39-10 victory against the San Francisco 49ers. Under Head Coach Sean McVay, the Rams are 7-2 against NFC West opponents and are 11-1 in road games. The Rams' defense was unstoppable holding the 49ers offense to just 228 yards, allowing the Rams to score 24 points off of four turnovers. 49ers QB C.J. Beathard was sacked seven times for a total loss of 49 yards. On the 49ers' opening drive, OLB Samson Ebukam sacked Beathard, forcing a fumble that was recovered by OLB Trevon Young. Beathard would also be sacked by LB Cory Littleton for a loss of 11 yards on the Niners following drive and again in the third quarter. Littleton had a blocked punt in the second quarter that bounced out of the end zone, earning the Rams a safety. DT Aaron Donald had a career day with 4.0 sacks, a single-game career high, and his first forced fumble of the season, stripping the ball from 49ers RB Matt Breida and then recovering it. On a first-and-10 play at San Francisco's 49-yard line, Beathard threw a deep pass across the middle intended for 49ers WR Marquise Goodwin. The ball was picked off by Rams CB Troy Hill, his first career interception. As a result of the turnover, the Rams covered 60 yards on six plays, ending with a 19-yard touchdown pass from Rams QB Jared Goff to WR Brandin Cooks, notching the receiver's 30th career touchdown. Cooks would later record his 11th 20-plus yard reception from Goff this season. Midway through the third quarter, S John Johnson III intercepted Beathard for a seven-yard return, making it his second consecutive game with an interception. Johnson has a league-high (tied) three interceptions this season, boosting his career total to four. Rams K Greg Zuerlein returned to action for the first time since Week 1, converting all three of his field goal attempts from 35, 37 and 33 yards out. Zuerlein was also 4-4 on PATs. Rams T Rob Havenstein started his 50th game, becoming only the 24th offensive lineman in franchise history to reach 50 starts with the team. Rams RB Todd Gurley II also had his 50th career game on Sunday, becoming only the seventh running back to start 50 games for the franchise. Gurley finished the day with 88 total yards, two rushing touchdowns and a receiving touchdown. Gurley tied former Chiefs RB Priest Holmes for the second-most touchdowns scored in the first seven games of the season in NFL history. Former Browns RB Jim Brown holds the all-time record with 15 in 1958. The 2018 Rams are only the fourth team in franchise history to begin a season 7-0, joining only the 1969, 1978 and 1985 Rams' teams.

STARTING LINEUPS

LOS ANGELES RAMS

WR 83	J. Reynolds	DE 90	M. Brockers
TE 89	T. Higbee	DT 93	N. Suh
LT 77	A. Whitworth	DT 99	A. Donald
LG 76	R. Saffold	WILL 96	M. Longacre
C 65	J. Sullivan	OLB 50	S. Ebukam
RG 66	A. Blythe	ILB 58	C. Littleton
RT 79	R. Havenstein	ILB 26	M. Barron
WR 12	B. Cooks	LCB 22	M. Peters
WR 17	R. Woods	RCB 32	T. Hill
QB 16	J. Goff	SS 43	J. Johnson III
HB 30	T. Gurley II	FS 20	L. Joyner

SAN FRANCISCO 49ERS

WR 15	P. Garcon	LDE 54	C. Marsh
LT 74	J. Staley	LDT 90	E. Mitchell
LG 75	L. Tomlinson	RDT 99	D. Buckner
C 58	W. Richburg	RDE 91	A. Armstead
RG 68	M. Person	NB 24	K. Williams
RT 69	M. McGlinchey	MIKE 48	F. Warner
TE 85	G. Kittle	WILL 56	R. Foster
WR 11	M. Goodwin	LCB 23	A. Whitherspoon
RB 22	M. Breida	RCB 26	G. Mabin
FB 44	K. Juszczyk	FS 27	A. Colbert
QB 3	C. Beathard	SS 29	J. Tartt

LOS ANGELES SUBSTITUTIONS: K 4 G. Zuerlein, P 6 J. Hekker, WR 11 K. Hodge, QB 14 S. Mannion, WR 15 N. Williams, WR 19 J. Natson, CB 23 N. Robey-Coleman, DB 24 B. Countess, RB 34 M. Brown, CB 36 D. Hatfield, CB 37 S. Shields, S 41 M. Christian, LS 44 J. McQuaide, OLB 49 T. Young, LB 52 R. Wilson, DL 53 J. Lawler, LB 54 B. Hager, LB 59 M. Kiser, G 68 J. Brown, T 70 J. Noteboom, TE 81 G. Everett, TE 82 J. Mundt, DL 94 J. Franklin-Myers, DL 95 E. Westbrook

LOS ANGELES INACTIVES: WR 18 C. Kupp, DB 31 D. Williams, RB 33 J. Davis, RB 42 J. Kelly, C 55 Br. Allen, DT 69 S. Joseph-Day, DT 92 T. Smart

SCORING SUMMARY

	1	2	3	4	OT	TOTAL	FIELD GOALS
VISITOR Los Angeles Rams	3	19	10	7	-	39	(35), (37), (33)
HOME San Francisco 49ers	0	7	3	0	-	10	(51)

TEAM	Qtr	Clock	Play (Extra Point) (Drive Info)	Visitor	Home
Rams	1	6:34	G. Zuerlein 35 yd. Field Goal (7-27, 3:24)	3	0
Rams	2	14:23	T. Gurley 7 yd. run (G. Zuerlein kick) (4-21, 1:37)	10	0
Rams	2	12:59	Punt blocked by C. Littleton out of bounds in end zone for a Safety	12	0
Rams	2	10:05	G. Zuerlein 37 yd. Field Goal (5-34, 2:54)	15	0
Rams	2	2:30	B. Cooks 19 yd. pass from J. Goff (G. Zuerlein kick) (8-60, 3:47)	22	0
49ers	2	0:13	G. Kittle 10 yd. pass from C. Beathard (R. Gould kick) (8-75, 2:17)	22	7
Rams	3	8:06	G. Zuerlein 33 yd. Field Goal (11-60, 4:46)	25	7
Rams	3	6:04	T. Gurley 1 yd. run (G. Zuerlein kick) (3-27, 0:55)	32	7
49ers	3	2:37	R. Gould 51 yd. Field Goal (8-42, 3:27)	32	10
Rams	4	11:35	T. Gurley 12 yd. pass from J. Goff (G. Zuerlein kick) (2-13, 0:38)	39	10

FINAL TEAM STATISTICS

	RAMS	49ERS		RAMS	49ERS
TOTAL FIRST DOWNS	20	16	FGs - PATs Had Blocked	0-0	0-0
By Rushing	10	8	Net Punting Average	29.0	24.8
By Passing	10	8	TOTAL RETURN YARDAGE (W/O KOR)	54	6
By Penalty	0	0	No. and Yards Punt Returns	2-36	1-6
THIRD DOWN EFFICIENCY	5-12-42%	3-11-27%	No. and Yards Kickoff Returns	2-47	1-21
FOURTH DOWN EFFICIENCY	0-0-0%	0-1-0%	No. and Yards Interception Returns	2-18	0-0
TOTAL NET YARDS	339	228	PENALTIES Number and Yards	1-10	2-10
Total Offensive Plays	61	58	FUMBLES Number and Lost	1-0	3-2
Average gain per offensive play	5.6	3.9	TOUCHDOWNS	4	1
NET YARDS RUSHING	146	107	Rushing	2	0
Total Rushing Plays	36	24	Passing	2	1
Average gain per rushing play	4.1	4.5	EXTRA POINTS Made-Attempts	4-4	1-1
Tackles for a loss-number and yards	2-5	3-9	Kicking Made-Attempts	4-4	1-1
NET YARDS PASSING	193	121	FIELD GOALS Made-Attempts	3-3	1-1
Times thrown - yards lost attempting to pass	1-9	7-49	RED ZONE EFFICIENCY	4-7-57%	1-2-50%
Gross yards passing	202	170	GOAL TO GO EFFICIENCY	2-2-100%	1-1-100%
PASS ATTEMPTS-COMP-HAD INT	24-18-0	27-15-2	SAFETIES	1	0
Avg gain per pass play	7.7	3.6	FINAL SCORE	39	10
KICKOFFS Number-In End Zone-TBs	8-7-7	4-2-2	TIME OF POSSESSION	32:51	27:09
PUNTS Number and Average	4-30.5	5-32.0			
Had Blocked	0	1			

FINAL INDIVIDUAL STATISTICS

LOS ANGELES RAMS							SAN FRANCISCO 49ERS										
RUSHING	ATT	YDS	AVG	LG	TD		RUSHING	ATT	YDS	AVG	LG	TD					
M. Brown	13	65	5.0	10	0		R. Mostert	7	59	8.4	16	0					
T. Gurley II	15	63	4.2	18	2		A. Morris	9	25	2.8	6	0					
B. Cooks	1	7	7.0	7	0		M. Breida	5	15	3.0	7	0					
R. Woods	1	6	6.0	6	0		C. Beathard	2	13	6.5	13	0					
J. Goff	3	4	1.3	5	0		K. Juszczyk	1	-5	-5.0	-5	0					
S. Mannion	3	1	0.3	3	0		Total	24	107	4.5	16	0					
Total	36	146	4.1	18	2												
PASSING	ATT	CMP	YDS	SK/YD	TD	LG	IN	RT.	PASSING	ATT	CMP	YDS	SK/YD	TD	LG	IN	RT.
J. Goff	24	18	202	1/9	2	32	0	127.4	C. Beathard	27	15	170	7/49	1	35	2	56.1
Total	24	18	202	1/9	2	32	0	127.4	Total	27	15	170	7/49	1	35	2	56.1
RECEIVING	NO	YDS	AVG	LG	TD		RECEIVING	NO	YDS	AVG	LG	TD					
R. Woods	5	78	15.6	32	0		G. Kittle	5	98	19.6	35	1					
B. Cooks	4	64	16.0	23	1		R. Mostert	4	19	4.8	23	0					
T. Gurley II	4	23	5.8	12	1		M. Goodwin	2	24	12.0	17	0					
N. Williams	2	17	8.5	11	0		K. Juszczyk	2	18	9.0	9	0					
J. Reynolds	1	19	19.0	19	0		T. Taylor	1	6	6.0	6	0					
M. Brown	1	6	6.0	6	0		P. Garcon	1	5	5.0	5	0					
G. Everett	1	-5	-5.0	-5	0		Total	15	170	11.3	35	1					
Total	18	202	11.2	32	2												
INTERCEPTIONS	NO	YDS	AVG	LG	TD		INTERCEPTIONS	NO	YDS	AVG	LG	TD					
J. Johnson III	1	11	11.0	11	0		N/A	0	0	0.0	0	0					
T. Hill	1	7	7.0	7	0		Total	0	0	0.0	0	0					
Total	2	18	9.0	11	0												
PUNTING	NO	YDS	AVG	NET	TB/I20	LG	PUNTING	NO	YDS	AVG	NET	TB/I20	LG				
J. Hekker	4	122	30.5	29.0	0/1	50	B. Pinion	4	160	40.0	24.8	0/2	54				
Total	4	122	30.5	29.0	0/1	50	[BLOCKED]	1	0	0.0	0.0	0/0	0				
PUNT RETURNS	NO	YDS	AVG	FC	LG	TD	Total	5	160	32.0	24.8	0/2	54				
J. Natson	2	36	18.0	0	36	0	PUNT RETURNS	NO	YDS	AVG	FC	LG	TD				
[OUT OF BOUNDS]	2	0	0.0	0	0	0	R. James	1	6	6.0	1	6	0				
Total	2	36	18.0	0	36	0	[DOWNED]	1	0	0.0	0	0	0				
KICKOFF RETURNS	NO	YDS	AVG	FC	LG	TD	[OUT OF BOUNDS]	1	0	0.0	0	0	0				
B. Countess	1	24	24.0	0	24	0	Total	1	6	6.0	1	6	0				
J. Natson	1	23	23.0	0	23	0	KICKOFF RETURNS	NO	YDS	AVG	FC	LG	TD				
[TOUCHBACK]	2	0	0.0	0	0	0	R. James	1	21	21.0	0	21	0				
Total	2	47	23.5	0	24	0	[TOUCHBACK]	7	0	0.0	0	0	0				
							Total	1	21	21.0	0	21	0				

DEFENSIVE STATISTICS (BASED ON GAMEBOOK)

PLAYER	T	S	A	S-YDS	I-YDS	PD	FF	FR	PLAYER	T	S	A	S-YDS	I-YDS	PD	FF	FR
C. Littleton	10	8	2	2-19	0-0	0	0	0	R. Wilson	2	2	0	0-0	0-0	0	0	0
A. Donald	9	8	1	4-29	0-0	0	1	1	N. Robey-Coleman	2	1	1	0-0	0-0	1	0	0
M. Brockers	5	4	1	0-0	0-0	0	0	0	B. Hager	2	1	1	0-0	0-0	1	0	0
T. Hill	4	4	0	0-0	1-7	1	0	0	B. Countess	1	1	0	0-0	0-0	1	0	0
M. Barron	4	1	3	0-0	0-0	0	0	0	S. Shields	1	1	0	0-0	0-0	0	0	0
S. Ebukam	3	3	0	1-1	0-0	0	1	0	E. Westbrooks	1	1	0	0-0	0-0	0	0	0
N. Suh	2	2	0	0-0	0-0	0	0	0	M. Christian	1	1	0	0-0	0-0	0	0	0
J. Johnson III	2	2	0	0-0	1-11	1	0	0	T. Young	0	0	0	0-0	0-0	0	0	1
L. Joyner	2	2	0	0-0	0-0	0	0	0	Totals	51	42	9	7-49	2-18	5	2	2



Weather: 82 degrees, cloudy - Attendance 75,822 - Time 3:19

The Los Angeles Rams beat the Green Bay Packers, 29-27. On the opening drive, Rams LB Cory Littleton notched his third sack of the season when he took down Packers QB Aaron Rodgers for a loss of 14 yards. On the Packers' following drive, Packers RB Jamaal Williams recorded a one-yard touchdown run. Green Bay added an additional three points in their next series as Packers K Mason Crosby converted a 41-yard field goal, giving Green Bay a 10-0 lead. Late in the second quarter, Rams CB Sam Shields downed Rams P Johnny Hekker's game-long 52-yard punt on the Packers 1-yard line. On the next play, Rams LB Mark Barron tackled Packers RB Aaron Jones in the end zone for a safety. L.A. began their next drive on their own 28-yard line with 2:47 left in the half. Second-year pro WR Josh Reynolds capped the Rams' seven-play drive on a one-yard touchdown pass from Rams QB Jared Goff. Los Angeles' two-point conversion attempt failed, and Green Bay ending the second quarter with a 10-8 lead. Returning from halftime, the Packers held the Rams to five yards on three plays, forcing Los Angeles to punt. After receiving the ball at Green Bay's 27-yard line, the Packers drove 38 yards on seven plays and settled for a field goal after Rodgers was sacked by Rams DT Aaron Donald on third-and-2 from the Rams 26-yard line. Donald added an additional sack in the fourth quarter, registering his tenth sack of the season and 49th of his career. After holding the Packers to a 53-yard field goal, Rams RB Todd Gurley II caught a 30-yard touchdown pass from Goff on the next possession, giving Los Angeles their first lead of the game. Gurley remains the NFL's leading scorer with 15 touchdowns and 96 points through Week 8. Having scored a touchdown in 11 consecutive regular season games, Gurley's streak is tied for the longest by a Rams player since the NFL merger and ties the franchise record held by Elroy Hirsch (1950-1951). With 1:56 left in the third quarter, Reynolds hauled in his second touchdown, a 19-yard pass from Goff. This marked Reynolds' first multi-touchdown game of his career. Goff completed 19-of-35 passes for 295 yards and three touchdowns for a passer rating of 111.0. On the following drive, with 20 seconds left in the quarter, Jones ran 33 yards for a touchdown slimming L.A.'s lead to three points. The Rams then responded and drove 50 yards on eight plays, setting up at 43-yard field goal by Rams K Greg Zuerlein, pushing the Rams ahead 26-20. The Packers reclaimed the lead on Rodgers' 40-yard touchdown pass to WR Marquez Valdes-Scantling and a successful PAT from Crosby. Later with 2:09 left in the game, Zuerlein kicked a 34-yard field goal, his 159th as a Ram, passing former Rams K Mike Lansford (158) for the second-most made field goals in franchise history. Zuerlein afterwards delivered a 67-yard kickoff to Green Bay's end zone. Packers KR Ty Montgomery returned the ball for 20 yards before Rams LB Ramik Wilson forced him to fumble. Wilson recovered the ball, getting the Rams offense back on the field at Green Bay's 21-yard line. On third-and-10, Gurley sprinted 17 yards before stopping in bounds just five yards short of the end zone. With a first down at the Packers 5-yard line Goff took a knee, running out the remaining 19 seconds on the clock. With the win, the Rams are now 8-0 for the second time in franchise history. The last time the Rams won their first eight games of the season came in 1969. That team went on to start a franchise-best 11-0.

STARTING LINEUPS

GREEN BAY PACKERS

WR 83	M. Valdes-Scantling	NT	97	K. Clark
LT 69	D. Bakhtiari	DE	76	M. Daniels
LG 65	L. Taylor	OLB	52	C. Matthews
C 63	C. Linsley	ILB	50	B. Martinez
RG 74	B. Bell	OLB	53	N. Perry
RT 75	B. Bulaga	CB	38	T. Williams
TE 80	J. Graham	CB	20	K. King
TE 89	M. Lewis	CB	23	J. Alexander
WR 17	D. Adams	S	21	H. Clinton-Dix
QB 12	A. Rodgers	S	29	K. Brice
RB 33	A. Jones	S	35	J. Whitehead

LOS ANGELES RAMS

WR 83	J. Reynolds	DE	90	M. Brockers
TE 89	T. Higbee	DT	93	N. Suh
LT 77	A. Whitworth	DT	99	A. Donald
LG 76	R. Saffold	WILL	96	M. Longacre
C 65	J. Sullivan	OLB	50	S. Ebukam
RG 66	A. Blythe	ILB	58	C. Littleton
RT 79	R. Havenstein	ILB	26	M. Barron
WR 12	B. Cooks	LCB	22	M. Peters
WR 17	R. Woods	RCB	32	T. Hill
QB 16	J. Goff	SS	43	J. Johnson III
HB 30	T. Gurley II	FS	20	L. Joyner

LOS ANGELES SUBSTITUTIONS: K 4 G. Zuerlein, P 6 J. Hekker, WR 11 K. Hodge, WR 15 N. Williams, WR 19 J. Natson, CB 23 N. Robey-Coleman, DB 24 B. Countess, RB 34 M. Brown, CB 36 D. Hatfield, CB 37 S. Shields, S 41 M. Christian, LS 44 J. McQuaide, LB 52 R. Wilson, DL 53 J. Lawler, LB 54 B. Hager, C 55 Br. Allen, LB 59 M. Kiser, G 68 J. Brown, T 70 J. Noteboom, TE 81 G. Everett, DT 92 T. Smart, DL 94 J. Franklin-Myers, DL 95 E. Westbrook
LOS ANGELES INACTIVES: WR 18 C. Kupp, DB 31 D. Williams, RB 33 J. Davis, RB 42 J. Kelly, OLB 49 T. Young, DT 69 S. Joseph-Day, TE 82 J. Mundt,
LOS ANGELES DID NOT PLAY: QB 14 S. Mannion

SCORING SUMMARY

		1	2	3	4	OT	TOTAL	FIELD GOALS
VISITOR	Green Bay Packers	7	3	10	7	-	27	(41), (53)
HOME	Los Angeles Rams	0	8	15	6	-	29	(43), (34)

TEAM	Qtr	Time	Play (Extra Point) (Drive Info)	Visitor	Home
Packers	1	6:01	J. Williams 1 yd. run (M. Crosby kick) (6-75, 2:03)	7	0
Packers	2	14:19	M. Crosby 41 yd. Field Goal (7-45, 3:53)	10	0
Rams	2	2:47	A. Jones tackled in end zone by M. Barron for a Safety	10	2
Rams	2	0:21	J. Reynolds 1 yd. pass from J. Goff (run failed) (7-22, 2:26)	10	8
Packers	3	9:38	M. Crosby 53 yd. Field Goal (9-38) (4:19)	13	8
Rams	3	7:19	T. Gurley 30 yd. pass from J. Goff (J.Goff-T.Gurley pass) (7-75, 2:19)	13	16
Rams	3	1:50	J. Reynolds 19 yd. pass from J. Goff (G. Zuerlein kick) (8-66, 4:17)	13	23
Packers	3	0:13	A. Jones 33 yd. run (M. Crosby kick) (5-75, 1:37)	20	23
Rams	4	11:39	G. Zuerlein 43 yd. Field Goal (8-50, 3:34)	20	26
Packers	4	8:50	A. Jones 33 yd. run (M. Crosby kick) (5-75, 1:37)	27	26
Rams	4	2:05	G. Zuerlein 43 yd. Field Goal (8-50, 3:34)	27	29

FINAL TEAM STATISTICS

	PACKERS	RAMS		PACKERS	RAMS
TOTAL FIRST DOWNS	16	23	FGs - PATs Had Blocked	0-0	0-0
By Rushing	5	4	Net Punting Average	38.4	43.3
By Passing	11	18	TOTAL RETURN YARDAGE (W/O KOR)	13	2
By Penalty	0	1	No. and Yards Punt Returns	1-13	2-2
THIRD DOWN EFFICIENCY	2-9-22%	8-18-44%	No. and Yards Kickoff Returns	3-68	4-64
FOURTH DOWN EFFICIENCY	0-0-0%	1-1-100%	No. and Yards Interception Returns	0-0	0-0
TOTAL NET YARDS	359	416	PENALTIES Number and Yards	2-10	2-15
Total Offensive Plays	52	75	FUMBLES Number and Lost	1-1	0-0
Average gain per offensive play	6.9	5.5	TOUCHDOWNS	3	3
NET YARDS RUSHING	106	135	Rushing	2	0
Total Rushing Plays	19	34	Passing	1	3
Average gain per rushing play	5.6	4.0	EXTRA POINTS Made-Attempts	3-3	2-3
Tackles for a loss-number and yards	2-3	4-9	Kicking Made-Attempts	3-3	1-1
NET YARDS PASSING	253	281	Passing Made-Attempts	0-0	1-1
Times thrown - yards lost attempting to pass	3-33	5-26	Rushing Made-Attempts	0-0	0-1
Gross yards passing	286	307	FIELD GOALS Made-Attempts	2-2	2-2
PASS ATTEMPTS-COMP-HAD INT	30-18-0	36-20-0	RED ZONE EFFICIENCY	1-1-100%	2-4-50%
Avg gain per pass play	7.7	6.9	GOAL TO GO EFFICIENCY	1-1-100%	1-2-50%
KICKOFFS Number-In End Zone-TBs	7-5-3	6-4-3	SAFETIES	0	1
PUNTS Number and Average	5-42.8	7-45.1	FINAL SCORE	27	29
Had Blocked	0	0	TIME OF POSSESSION	25:50	34:10

FINAL INDIVIDUAL STATISTICS

GREEN BAY PACKERS							LOS ANGELES RAMS						
RUSHING	ATT	YDS	AVG	LG	TD		RUSHING	ATT	YDS	AVG	LG	TD	
A. Jones	12	86	7.2	33	1		T. Gurley II	25	114	4.6	23	0	
J. Williams	4	9	2.3	5	1		B. Cooks	2	9	4.5	5	0	
T. Montgomery	2	6	3.0	5	0		J. Goff	5	7	1.4	7	0	
A. Rodgers	1	5	5.0	5	0		M. Brown	1	7	7.0	7	0	
Total	19	106	5.6	33	2		J. Reynolds	1	-2	-2.0	-2	0	
							Total	34	135	4.0	23	0	
PASSING	ATT	CMP	YDS	SK/YD	TD	LG	IN	RT.					
A. Rodgers	30	18	286	3/33	1	48	0	102.9					
Total	30	18	286	3/33	1	48	0	102.9					
RECEIVING	NO	YDS	AVG	LG	TD								
D. Adams	5	133	26.6	48	0								
R. Cobb	4	40	10.0	18	0								
M. Valdes-Scantling	2	45	22.5	40	1								
E. St. Brown	2	31	15.5	23	0								
A. Jones	2	0	0.0	1	0								
J. Graham	1	21	21.0	21	0								
G. Allison	1	14	14.0	14	0								
T. Montgomery	1	2	2.0	2	0								
Total	18	286	15.9	48	1								
INTERCEPTIONS	NO	YDS	AVG	LG	TD								
N/A	0	0	0.0	0	0								
Total	0	0	0.0	0	0								
PUNTING	NO	YDS	AVG	NET	TB/I20	LG							
J. Scott	5	214	42.8	38.4	1/0	55							
Total	5	214	42.8	38.4	1/0	55							
PUNT RETURNS	NO	YDS	AVG	FC	LG	TD							
T. Williams	1	13	13.0	2	13	0							
[DOWNED]	1	0	0.0	0	0	0							
[OUT OF BOUNDS]	3	0	0.0	0	0	0							
Total	1	13	13.0	2	13	0							
KICKOFF RETURNS	NO	YDS	AVG	FC	LG	TD							
T. Montgomery	3	68	22.7	0	27	0							
[TOUCHBACK]	3	0	0.0	0	0	0							
Total	3	68	22.7	0	27	0							

PASSING	ATT	CMP	YDS	SK/YD	TD	LG	IN	RT.					
J. Goff	35	19	295	5/26	3	32	0	111.0					
J. Hekker	1	1	12	0/0	0	12	0	116.7					
Total	36	20	307	5/26	3	32	0	111.7					
RECEIVING	NO	YDS	AVG	LG	TD								
T. Gurley II	6	81	13.5	32	1								
R. Woods	5	70	14.0	19	0								
B. Cooks	3	74	24.7	32	0								
J. Reynolds	3	42	14.0	22	2								
G. Everett	1	22	22.0	22	0								
S. Shields	1	12	12.0	12	0								
T. Higbee	1	6	6.0	6	0								
Total	20	307	15.4	32	3								
INTERCEPTIONS	NO	YDS	AVG	LG	TD								
N/A	0	0	0.0	0	0								
Total	0	0	0.0	0	0								
PUNTING	NO	YDS	AVG	NET	TB/I20	LG							
J. Hekker	7	316	45.1	43.3	0/3	52							
Total	7	316	45.1	43.3	0/3	52							
PUNT RETURNS	NO	YDS	AVG	FC	LG	TD							
J. Natson	2	2	1.0	0	2	0							
[DOWNED]	2	0	0.0	0	0	0							
[TOUCHBACK]	1	0	0.0	0	0	0							
Total	2	2	1.0	0	2	0							
KICKOFF RETURNS	NO	YDS	AVG	FC	LG	TD							
B. Countess	3	55	18.3	0	25	0							
J. Natson	1	9	9.0	0	9	0							
[TOUCHBACK]	3	0	0.0	0	0	0							
Total	4	64	16.0	0	25	0							

DEFENSIVE STATISTICS (BASED ON GAMEBOOK)

PLAYER	T	S	A	S-YDS	I-YDS	PD	FF	FR	PLAYER	T	S	A	S-YDS	I-YDS	PD	FF	FR
C. Littleton	8	7	1	1-14	0-0	0	0	0	N. Robey-Coleman	3	3	0	0-0	0-0	0	0	0
M. Peters	6	5	1	0-0	0-0	0	0	0	A. Donald	3	2	1	2-19	0-0	0	0	0
M. Barron	6	5	1	0-0	0-0	0	0	0	N. Suh	2	2	0	0-0	0-0	0	0	0
J. Johnson III	5	3	2	0-0	0-0	1	0	0	M. Brockers	2	2	0	0-0	0-0	0	0	0
L. Joyner	4	3	1	0-0	0-0	0	0	0	T. Hill	1	1	0	0-0	0-0	1	0	0
S. Ebukam	4	2	2	0-0	0-0	0	0	0	Totals	44	35	9	3-33	0-0	2	0	0



Weather: 77 degrees, cloudy - Attendance 73,086- Time 3:11

The New Orleans Saints defeated the Los Angeles Rams, 45-35, giving the Rams their first loss of the season. Both offenses scored touchdowns on their first two drives to make it 14-14 early in the second quarter. Saints RB Alvin Kamara put the first points on the board with an 11-yard touchdown run, and the Rams responded with an eight-yard touchdown rush from RB Todd Gurley II. On the following drive, Kamara caught a touchdown pass from Saints QB Drew Brees, the Rams responded with a 48-yard pass to Rams WR Brandin Cooks getting them into Saints territory at their 13-yard line. Two plays later in shotgun formation, Cooks logged his third touchdown of the season from a four-yard toss from QB Jared Goff. On the Saints next possession, Rams OLB Samson Ebukam forced a fumble that was recovered by Rams DT Aaron Donald. The Rams offense stalled and after a failed fake field goal attempt the Rams turned the ball over on downs at the Saints 16-yard line. New Orleans would then take the lead with three consecutive scoring drives. With two seconds left in the half, Rams K Greg Zuerlein converted a 56-yard field goal to give the Saints the lead a 35-17 lead going into the half. With that kick, Zuerlein tied former Rams K Jeff Wilkins for the most 50-yard field goals in franchise history with 26. The Rams started the second half with the ball and after going 59 yards on 10 plays, Goff hit Rams RB Malcolm Brown with an 18-yard touchdown pass. Zuerlein converted a 34-yard field goal on the Rams following drive, closing the gap to 24-35. With 9:48 left in the game, Rams WR Cooper Kupp caught a 41-yard touchdown pass from Goff. Rams TE Gerald Everett earned L.A. a two-point conversion on a pass from Goff, to tie the game at 35-35. Goff tallied his 10th career game with 300-plus yards, completing 28-of-40 passes for 391 yards and three touchdowns and his second-highest single game passing yards total of his career. The Saints responded going 40 yards on nine plays, setting up a 54-yard field goal by Saints K Wil Lutz. With third-and-7 at their own 28-yard line, Brees connected with Saints WR Mike Thomas for a game winning 72-yard touchdown pass. The Rams went four-and-out on the following drive, giving the Saints the opportunity to run out the clock.

STARTING LINEUPS

LOS ANGELES RAMS

WR 18	C. Kupp	DE 90	M. Brockers
TE 89	T. Higbee	DT 93	N. Suh
LT 77	A. Whitworth	DT 99	A. Donald
LG 76	R. Saffold III	OLB 96	M. Longacre
C 65	J. Sullivan	OLB 50	S. Ebukam
RG 66	A. Blythe	ILB 58	C. Littleton
RT 79	R. Havenstein	ILB 26	M. Barron
WR 12	B. Cooks	LCB 22	M. Peters
WR 17	R. Woods	RCB 32	T. Hill
QB 16	J. Goff	SS 43	J. Johnson III
HB 30	T. Gurley II	FS 20	L. Joyner

NEW ORLEANS SAINTS

TE 89	J. Hill	LDE 94	C. Jordan
LT 72	T. Armstead	DT 98	S. Rankins
LG 75	A. Peat	NT 95	T. Davison
C 60	M. Unger	RDE 57	A. Okafor
RG 67	L. Warford	WILL 56	D. Davis
RT 71	R. Ramczyk	SLB 53	A. Klein
WR 13	M. Thomas	CB 26	P. Williams
QB 9	D. Brees	LCB 25	E. Apple
RB 22	M. Ingram	SS 24	V. Bell
FB 42	Z. Line	FS 43	M. Williams
RB 41	A. Kamara	RCB 23	M. Lattimore

LOS ANGELES SUBSTITUTIONS: K 4 G. Zuerlein, P 6 J. Hekker, WR 11 K. Hodge, WR 19 J. Natson, CB 23 N. Robey-Coleman, DB 24 B. Countess, RB 33 J. Davis, RB 34 M. Brown, CB 36 D. Hatfield, CB 37 S. Shields, S 41 M. Christian, LS 44 J. McQuaide, LB 52 R. Wilson, DL 53 J. Lawler, LB 54 B. Hager, C 55 Br. Allen, DE 56 D. Fowler, LB 59 M. Kiser, T 70 J. Noteboom, TE 81 G. Everett, WR 83 J. Reynolds, DL 94 J. Franklin-Myers, DL 95 E. Westbrook
LOS ANGELES INACTIVES: WR 15 N. Williams, DB 31 D. Williams, RB 42 J. Kelly, OLB 49 T. Young, DT 69 S. Joseph-Day, TE 82 J. Mundt, DT 92 T. Smart
DID NOT PLAY: QB 14 S. Mannion

SCORING SUMMARY

		1	2	3	4	OT	TOTAL		FIELD GOALS
VISITOR	Los Angeles Rams	7	10	10	8	-	35		51WR, (56), (34)
HOME	New Orleans Saints	14	21	0	10	-	45		(54)
	Clock								
TEAM	Qtr	Time	Play (Extra Point) (Drive Info)				Visitor	Home	
Saints	1	9:25	A. Kamara 11 yd. run (W. Lutz kick) (10-75, 5:35)				0	7	
Rams	1	6:04	T. Gurley 8 yd. run (G. Zuerlein kick) (6-71, 3:21)				7	7	
Saints	1	1:40	A. Kamara 16 yd. pass from D. Brees (W. Lutz kick) (8-75, 4:24)				7	14	
Rams	2	14:12	B. Cooks 4 yd. pass from J. Goff (G. Zuerlein kick) (6-75, 2:28)				14	14	
Saints	2	7:35	T. Smith 4 yd. pass from D. Brees (W. Lutz kick) (10-87, 5:31)				14	21	
Saints	2	1:06	B. Watson 13 yd. pass from D. Brees (W. Lutz kick) (6-59, 2:24)				14	28	
Saints	2	0:26	A. Kamara 1 yd. run (W. Lutz kick) (6-34, 0:33)				14	35	
Rams	2	0:00	G. Zuerlein 56 yd. Field Goal (5-37, 0:26)				17	35	
Rams	3	9:38	M. Brown 18 yd. pass from J. Goff (G. Zuerlein kick) (11-77, 5:22)				24	35	
Rams	3	1:30	G. Zuerlein 34 yd. Field Goal (9-68, 3:56)				27	35	
Rams	4	9:48	C. Kupp 41 yd. pass from J. Goff (J.Goff-G.Everett pass) (6-83, 3:39)				35	35	
Saints	4	6:23	W. Lutz 54 yd. Field Goal (9-40, 3:25)				35	38	
Saints	4	3:52	M. Thomas 72 yd. pass from D. Brees (W. Lutz kick) (3-75,0:58)				35	45	

FINAL TEAM STATISTICS

	RAMS	SAINTS		RAMS	SAINTS
TOTAL FIRST DOWNS	23	31	FGs - PATs Had Blocked	0-0	0-0
By Rushing	5	10	Net Punting Average	47.0	33.5
By Passing	17	19	TOTAL RETURN YARDAGE (W/O KOR)	0	2
By Penalty	1	2	No. and Yards Punt Returns	0-0	0-0
THIRD DOWN EFFICIENCY	3-8-38%	7-12-58%	No. and Yards Kickoff Returns	3-88	2-49
FOURTH DOWN EFFICIENCY	0-3-0%	2-2-100%	No. and Yards Interception Returns	0-0	1-2
TOTAL NET YARDS	483	487	PENALTIES Number and Yards	4-32	2-20
Total Offensive Plays	59	70	FUMBLES Number and Lost	0-0	1-1
Average gain per offensive play	8.2	7.0	TOUCHDOWNS	4	6
NET YARDS RUSHING	92	141	Rushing	1	2
Total Rushing Plays	19	34	Passing	3	4
Average gain per rushing play	4.8	4.1	EXTRA POINTS Made-Attempts	4-4	6-6
Tackles for a loss-number and yards	0-0	2-8	Kicking Made-Attempts	3-3	6-6
NET YARDS PASSING	391	346	Passing Made-Attempts	1-1	0-0
Times thrown - yards lost attempting to pass	0-0	0-0	FIELD GOALS Made-Attempts	2-3	1-1
Gross yards passing	391	346	RED ZONE EFFICIENCY	3-5-60%	5-5-100%
PASS ATTEMPTS-COMP-HAD INT	40-28-1	36-25-0	GOAL TO GO EFFICIENCY	2-2-100%	2-2-100%
Avg gain per pass play	9.8	9.6	SAFETIES	0	0
KICKOFFS Number-In End Zone-TBs	6-5-4	8-6-5	FINAL SCORE	35	45
PUNTS Number and Average	1-47.0	2-33.5	TIME OF POSSESSION	26:19	33:41
Had Blocked	0	0			

FINAL INDIVIDUAL STATISTICS

LOS ANGELES RAMS							NEW ORLEANS SAINTS										
RUSHING	ATT	YDS	AVG	LG	TD		RUSHING	ATT	YDS	AVG	LG	TD					
T. Gurley II	13	68	5.2	24	1		A. Kamara	19	82	4.3	17	2					
J. Goff	3	17	5.7	9	2		M. Ingram	9	33	3.7	12	0					
R. Woods	2	4	2.0	2	0		D. Brees	4	16	4.0	11	0					
J. Hekker	1	3	3.0	3	0		T. Hill	2	10	5.0	9	0					
Total	19	92	4.8	24	1		Total	34	141	4.1	17	2					
PASSING	ATT	CMP	YDS	SK/YD	TD	LG	IN	RT.	PASSING	ATT	CMP	YDS	SK/YD	TD	LG	IN	RT.
J. Goff	40	28	391	0/0	3	48	1	115.7	D. Brees	36	25	346	0/0	4	72	0	137.0
Total	40	28	391	0/0	3	48	1	115.7	Total	36	25	346	0/0	4	72	0	137.0
RECEIVING	NO	YDS	AVG	LG	TD		RECEIVING	NO	YDS	AVG	LG	TD					
B. Cooks	6	114	19.0	48	1		M. Thomas	12	211	17.6	72	1					
T. Gurley II	6	11	1.8	8	0		A. Kamara	4	34	8.5	16	1					
C. Kupp	5	89	17.8	41	1		B. Watson	3	62	20.7	32	1					
R. Woods	5	71	14.2	19	0		T. Smith	2	23	11.5	19	1					
G. Everett	3	48	16.0	20	0		J. Hill	2	10	5.0	6	0					
T. Higbee	2	40	20.0	33	0		M. Ingram	1	3	3.0	3	0					
M. Brown	1	18	18.0	18	1		Z. Line	1	3	3.0	3	0					
Total	28	391	14.0	48	3		Total	25	346	13.8	72	4					
INTERCEPTIONS	NO	YDS	AVG	LG	TD		INTERCEPTIONS	NO	YDS	AVG	LG	TD					
N/A	0	0	0.0	0	0		A. Anzalone	1	2	2.0	2	0					
Total	0	0	0.0	0	0		Total	1	2	2.0	2	0					
PUNTING	NO	YDS	AVG	NET	TB/I20	LG	PUNTING	NO	YDS	AVG	NET	TB/I20	LG				
J. Hekker	1	47	47.0	47.0	0/0	47	T. Morstead	2	67	33.5	33.5	0/2	34				
Total	1	47	47.0	47.0	0/0	47	Total	2	67	33.5	33.5	0/2	34				
PUNT RETURNS	NO	YDS	AVG	FC	LG	TD	PUNT RETURNS	NO	YDS	AVG	FC	LG	TD				
J. Natson	0	0	0.0	1	0	0	[OUT OF BOUNDS]	1	0	0.0	0	0	0				
[OUT OF BOUNDS]	1	0	0.0	0	0	0	Total	0	0	0.0	0	0	0				
Total	0	0	0.0	1	0	0	KICKOFF RETURNS	NO	YDS	AVG	FC	LG	TD				
KICKOFF RETURNS	NO	YDS	AVG	FC	LG	TD	B. Countess	3	88	29.3	0	37	0				
B. Countess	3	88	29.3	0	37	0	[TOUCHBACK]	5	0	0.0	0	0	0				
[TOUCHBACK]	5	0	0.0	0	0	0	Total	3	88	29.3	0	37	0				
Total	3	88	29.3	0	37	0	T. Hill	2	49	24.5	0	25	0				
KICKOFF RETURNS	NO	YDS	AVG	FC	LG	TD	[TOUCHBACK]	4	0	0.0	0	0	0				
T. Hill	2	49	24.5	0	25	0	Total	2	49	24.5	0	25	0				
[TOUCHBACK]	4	0	0.0	0	0	0											
Total	2	49	24.5	0	25	0											

DEFENSIVE STATISTICS (BASED ON GAMEBOOK)

PLAYER	T	S	A	S-YDS	I-YDS	PD	FF	FR	PLAYER	T	S	A	S-YDS	I-YDS	PD	FF	FR
C. Littleton	9	7	2	0-0	0-0	0	0	0	M. Longacre	2	1	1	0-0	0-0	0	0	0
J. Johnson III	9	5	4	0-0	0-0	0	0	0	N. Suh	2	1	1	0-0	0-0	0	0	0
L. Joyner	8	6	2	0-0	0-0	1	0	0	A. Donald	1	1	0	0-0	0-0	1	0	1
M. Barron	7	6	1	0-0	0-0	0	0	0	D. Fowler	1	1	0	0-0	0-0	1	0	0
M. Brockers	5	4	1	0-0	0-0	0	0	0	B. Hager	1	1	0	0-0	0-0	0	0	0
M. Peters	4	4	0	0-0	0-0	2	0	0	N. Robey-Coleman	1	1	0	0-0	0-0	0	0	0
T. Hill	4	4	0	0-0	0-0	0	0	0	M. Christian	1	1	0	0-0	0-0	0	0	0
S. Ebukam	2	2	0	0-0	0-0	0	1	0	Totals	57	45	12	0-0	0-0	5	1	1



Weather: 75 degrees, sunny- Attendance 72,755 - Time 3:09

The Los Angeles Rams are 9-1 on the season and 5-0 at home after a 36-31 victory against the Seattle Seahawks. On the opening drive, Seahawks QB Russell Wilson connected with TE Nick Vannett for an 8-yard touchdown pass. The Rams immediately responded by going 86 yards on 10 plays, resulting in TE Gerald Everett hauling in his first touchdown of the season on a 10-yard pass from QB Jared Goff. Seattle would get the last score of the first quarter with an 18-yard run from RB Rashaad Penny, putting Seattle ahead, 14-7. In the second quarter, Rams DT Aaron Donald sacked Wilson twice on third downs for losses of eight and five yards forcing Seattle to punt. Rams K Greg Zuerlein made a 35-yard field goal and Rams RB Todd Gurley II had a 17-yard touchdown with 2:48 left on the clock. The Rams went into halftime with a 17-14 lead. With 9:44 remaining in the third quarter, Zuerlein kicked a 37-yard field goal. Later, Seahawks WR Tyler Lockett caught a 23-yard touchdown pass from Wilson, making it a one-point game. L.A. went 75 yards on nine plays, ending with Goff completing a 10-yard touchdown pass to TE Tyler Higbee giving the Rams a 26-21 lead. In total, Goff completed 28 passes for 318 yards and two touchdowns for a 113.0 passer rating. In the fourth quarter, Seattle was third-and-5 at the Los Angeles 8-yard line when Rams DTs Ndamukong Suh and Donald sacked Wilson for a loss of seven yards, holding Seattle to a 33-yard field goal kick by K Sebastian Janikowski. Donald has recorded 12.5 sacks so far this season, passing former Rams DT D'Marco Farr for the most sacks by a Rams DT in a single season and setting a new single season high. On the Rams next series Zuerlein made his final field goal of the day, a 20 yarder. With six minutes left in the game, Seattle was third-and-3 at their 32-yard line when Rams OLB Dante Fowler Jr. sacked Wilson for nine yards, forcing a fumble and recovering the ball at Seattle's 9-yard line. L.A.'s offense took the field and on first-and-9 and WR Brandin Cooks raced to the right corner of the endzone for his first rushing touchdown of the season. Zuerlein kicked his third PAT of the day, his 202 career, giving the Rams a 36-24 lead. With two minutes left in regulation, Wilson threw a short right pass to Seahawks RB Mike Davis making it a 36-31 game. On the Rams following drive they were unable to convert, leading to a 55-yard punt. The Seahawks then went for 40 yards, reaching the Rams 35-yard line before being unable to earn a first down. With :18 left on the clock, Goff took a knee, running out the clock and securing the Rams' win. The Rams swept Seattle in the season series for the first time since 2015. Head Coach Sean McVay is 8-2 against NFC West opponents, with his only losses coming a season ago in a Week 5 contest against Seattle and a Week 17 contest against San Francisco, in which the Rams rested their starters.

STARTING LINEUPS

SEATTLE SEAHAWKS

WR 89	D. Baldwin	LDE 99	Q. Jefferson
LT 76	D. Brown	LDT 90	J. Reed
LG 64	J. Sweezy	RDT 98	S. Stephen
C 68	J. Britt	RDE 55	F. Clark
RG 66	J. Simmons	OLB 51	B. Mingo
RT 65	G. Ifedi	MLB 54	B. Wagner
TE 81	N. Vannett	OLB 50	K. Wright
WR 16	T. Lockett	LCB 26	SL. Griffin
QB 3	R. Wilson	RCB 37	T. Flowers
FB 38	T. Madden	SS 30	B. McDougald
RB 27	M. Davis	FS 33	T. Thompson

LOS ANGELES RAMS

WR 18	C. Kupp	DE 90	M. Brockers
TE 89	T. Higbee	DT 93	N. Suh
LT 77	A. Whitworth	DT 99	A. Donald
LG 76	R. Saffold	WILL 96	M. Longacre
C 65	J. Sullivan	OLB 50	S. Ebukam
RG 66	A. Blythe	ILB 58	C. Littleton
RT 79	R. Havenstein	ILB 26	M. Barron
WR 12	B. Cooks	LCB 22	M. Peters
WR 17	R. Woods	RCB 32	T. Hill
QB 16	J. Goff	SS 43	J. Johnson III
HB 30	T. Gurley II	FS 20	L. Joyner

LOS ANGELES SUBSTITUTIONS: K 4 G. Zuerlein, P 6 J. Hekker, WR 11 K. Hodge, WR 19 J. Natson, CB 23 N. Robey-Coleman, DB 24 B. Countess, RB 33 J. Davis, RB 34 M. Brown, CB 36 D. Hatfield, CB 37 S. Shields, S 41 M. Christian, LS 44 J. McQuaide, LB 52 R. Wilson, DL 53 J. Lawler, LB 54 B. Hager, C 55 Br. Allen, OLB D. Fowler Jr., LB 59 M. Kiser, T 70 J. Noteboom, TE 81 G. Everett, WR 83 J. Reynolds, DL 94 J. Franklin-Myers, DL 95 E. Westbrook
LOS ANGELES INACTIVES: WR 15 N. Williams, DB 31 D. Williams, RB 42 J. Kelly, OLB 45 O. Okoronkwo, DT 69 S. Joseph-Day, TE 82 J. Mundt, DT 92 T. Smart,
LOS ANGELES DID NOT PLAY: QB 14 S. Mannion

SCORING SUMMARY

		1	2	3	4	OT	TOTAL	FIELD GOALS	
VISITOR	Seattle Seahawks	14	0	7	10	-	31		(33)
HOME	Los Angeles Rams	7	10	3	16	-	36		(35), (37), (20)
Clock									
TEAM	Qtr	Time	Play (Extra Point) (Drive Info)				Visitor	Home	
Seahawks	1	11:16	N. Vannett 8 yd. pass from R. Wilson (S. Janikowski kick) (7-75, 3:44)				7	0	
Rams	1	6:41	G. Everett 10 yd. pass from J. Goff (G. Zuerlein kick) (10-86, 4:35)				7	7	
Seahawks	1	3:42	R. Penny 18 yd. run (S. Janikowski kick) (5-75, 2:59)				14	7	
Rams	2	14:48	G. Zuerlein 35 yd. Field Goal (9-58, 3:54)				14	10	
Rams	2	2:48	T. Gurley 17 yd. run (G. Zuerlein kick) (9-86, 4:43)				14	17	
Rams	3	9:44	G. Zuerlein 37 yd. Field Goal (10-56, 5:16)				14	20	
Seahawks	3	4:20	T. Lockett 23 yd. pass from R. Wilson (S. Janikowski kick) (9-75, 5:24)				21	20	
Rams	4	14:54	T. Higbee 10 yd. pass from J. Goff (run failed) (9-75, 4:26)				21	26	
Seahawks	4	9:52	S. Janikowski 33 yd. Field Goal (9-60, 5:02)				24	26	
Rams	4	7:34	G. Zuerlein 20 yd. Field Goal (7-44, 2:18)				24	29	
Rams	4	5:49	B. Cooks 9 yd. run (G. Zuerlein kick) (1-9, 0:06)				24	36	
Seahawks	4	1:56	M. Davis 3 yd. pass from R. Wilson (S. Janikowski kick) (12-90, 3:53)				31	36	

FINAL TEAM STATISTICS

	SEAHAWKS	RAMS		SEAHAWKS	RAMS
TOTAL FIRST DOWNS	29	25	FGs - PATs Had Blocked	0-0	0-0
By Rushing	15	8	Net Punting Average	47.7	40.0
By Passing	9	17	TOTAL RETURN YARDAGE (W/O KOR)	9	22
By Penalty	5	0	No. and Yards Punt Returns	1-9	2-22
THIRD DOWN EFFICIENCY	2-9-22%	5-10-50%	No. and Yards Kickoff Returns	1-21	2-31
FOURTH DOWN EFFICIENCY	0-1-0%	0-0-0%	No. and Yards Interception Returns	0-0	0-0
TOTAL NET YARDS	414	456	PENALTIES Number and Yards	7-56	10-102
Total Offensive Plays	64	64	FUMBLES Number and Lost	1-1	0-0
Average gain per offensive play	6.5	7.1	TOUCHDOWNS	4	4
NET YARDS RUSHING	273	149	Rushing	1	2
Total Rushing Plays	34	23	Passing	3	2
Average gain per rushing play	8.0	6.5	EXTRA POINTS Made-Attempts	4-4	3-4
Tackles for a loss-number and yards	2-4	1-6	Kicking Made-Attempts	4-4	3-3
NET YARDS PASSING	141	307	Rushing Made-Attempts	0-0	0-1
Times thrown - yards lost attempting to pass	4-35	2-11	FIELD GOALS Made-Attempts	1-1	3-3
Gross yards passing	176	318	RED ZONE EFFICIENCY	3-4-75%	4-7-57%
PASS ATTEMPTS-COMP-HAD INT	26-17-0	39-28-0	GOAL TO GO EFFICIENCY	1-1-100%	2-3-67%
Avg gain per pass play	4.7	7.5	SAFETIES	0	0
KICKOFFS Number-In End Zone-TBs	6-4-3	8-8-7	FINAL SCORE	31	36
PUNTS Number and Average	3-55.0	2-44.5	TIME OF POSSESSION	30:37	29:23
Had Blocked	0	0			

FINAL INDIVIDUAL STATISTICS

SEATTLE SEAHAWKS							LOS ANGELES RAMS									
RUSHING	ATT	YDS	AVG	LG	TD		RUSHING	ATT	YDS	AVG	LG	TD				
R. Penny	12	108	9.0	38	1		T. Gurley II	16	120	7.5	17	1				
R. Wilson	9	92	10.2	21	0		R. Woods	3	17	5.7	14	0				
M. Davis	11	58	5.3	12	0		B. Cooks	1	9	9.0	9	1				
T. Lockett	1	18	18.0	18	0		J. Goff	3	3	1.0	4	0				
C. Proise	1	-3	-3.0	-3	0		Total	23	149	6.5	17	2				
Total	19	273	8.0	38	1		PASSING	ATT	CMP	YDS	SK/YD	TD	LG	IN	RT.	
							J. Goff	39	28	318	2/11	2	35	0	113.0	
							Total	39	28	318	2/11	2	35	0	113.0	
PASSING	ATT	CMP	YDS	SK/YD	TD	LG	IN	RT.								
R. Wilson	26	17	176	4/35	3	29	0	123.3								
Total	26	17	176	4/35	3	29	0	123.3								
RECEIVING	NO	YDS	AVG	LG	TD				RECEIVING	NO	YDS	AVG	LG	TD		
T. Lockett	5	67	13.4	29	1				B. Cooks	10	100	10.0	17	0		
D. Baldwin	5	39	7.8	15	0				C. Kupp	5	39	7.8	25	0		
M. Davis	4	22	5.5	7	1				R. Woods	4	89	22.3	35	0		
E. Dickson	1	24	24.0	24	0				T. Gurley II	3	40	13.3	20	0		
D. Moore	1	16	16.0	16	0				T. Higbee	3	25	8.3	10	1		
N. Vannett	1	8	8.0	8	1				G. Everett	2	15	7.5	10	1		
Total	17	176	10.4	29	3				M. Brown	1	10	10.0	10	0		
									Total	28	318	11.4	35	2		
INTERCEPTIONS	NO	YDS	AVG	LG	TD				INTERCEPTIONS	NO	YDS	AVG	LG	TD		
N/A	0	0	0.0	0	0				N/A	0	0	0.0	0	0		
Total	0	0	0.0	0	0				Total	0	0	0.0	0	0		
PUNTING	NO	YDS	AVG	NET	TB/20	LG			PUNTING	NO	YDS	AVG	NET	TB/20	LG	
M. Dickson	3	165	55.0	47.7	0/1	68			J. Hekker	2	89	44.5	40.0	0/1	55	
Total	3	165	55.0	47.7	0/1	68			Total	2	89	44.5	40.0	0/1	55	
PUNT RETURNS	NO	YDS	AVG	FC	LG	TD			PUNT RETURNS	NO	YDS	AVG	FC	LG	TD	
T. Lockett	1	9	9.0	0	9	0			J. Natson	2	22	11.0	0	11	0	
[OUT OF BOUNDS]	1	0	0.0	0	0	0			[DOWNED]	1	0	0.0	0	0	0	
Total	1	9	9.0	0	9	0			Total	2	22	11.0	0	11	0	
KICKOFF RETURNS	NO	YDS	AVG	FC	LG	TD			KICKOFF RETURNS	NO	YDS	AVG	FC	LG	TD	
T. Lockett	1	21	21.0	0	21	0			B. Countess	1	19	19.0	0	19	0	
[TOUCHBACK]	7	0	0.0	0	0	0			J. Natson	1	12	12.0	0	12	0	
Total	1	21	21.0	0	21	0			[TOUCHBACK]	3	0	0.0	0	0	0	
									Total	2	31	15.5	0	19	0	

DEFENSIVE STATISTICS (BASED ON GAMEBOOK)

PLAYER	T	S	A	S-YDS	I-YDS	PD	FF	FR	PLAYER	T	S	A	S-YDS	I-YDS	PD	FF	FR
C. Littleton	9	6	3	0-0	0-0	1	0	0	T. Hill	3	3	0	0-0	0-0	0	0	0
N. Suh	9	5	4	0.5-3.5	0-0	0	0	0	D. Fowler Jr.	3	2	1	1-15	0-0	0	1	1
L. Joyner	7	4	3	0-0	0-0	0	0	0	S. Ebukam	3	2	1	0-0	0-0	0	0	0
M. Barron	6	4	2	0-0	0-0	0	0	0	M. Peters	2	2	0	0-0	0-0	0	0	0
J. Johnson III	5	3	2	0-0	0-0	0	0	0	N. Robey-Coleman	1	1	0	0-0	0-0	0	0	0
M. Longacre	4	4	0	0-0	0-0	0	0	0	M. Christian	1	1	0	0-0	0-0	0	0	0
A. Donald	4	3	1	2.5-16.5	0-0	0	0	0	J. Franklin-Myers	1	0	1	0-0	0-0	0	0	0
M. Brockers	3	3	0	0-0	0-0	0	0	0	Totals	61	43	18	4-35	0-0	1	1	1



Weather: 65 degrees, cloudy - Attendance 77,002 - Time 3:42

The Los Angeles Rams went into their bye week 10-1 after defeating the Kansas City Chiefs, 54-51, on Monday Night Football. QB Jared Goff threw a seven-yard touchdown pass to WR Robert Woods followed by a four-yard touchdown pass to WR Josh Reynolds on the Rams' opening two drives. Rams K Greg Zuerlein converted one-of-two PATs, putting the Rams up 13-0. Woods and Reynolds registered their fourth and third touchdowns, respectively, for the season. With 3:25 left in the first quarter, Chiefs WR Tyreek Hill hauled in a 25-yard touchdown pass from QB Patrick Mahomes. The Rams maintained their 13-7 lead going into the second quarter. Los Angeles went 79 yards on nine plays before Zuerlein took the field and converted a 23-yard field goal attempt. Kansas City responded with a 21-yard field goal by Chiefs K Harrison Butker and a 21-yard pass from Mahomes to RB Kareem Hunt. With two minutes left in the half, Rams DT Aaron Donald sacked Mahomes at the Chiefs' 13-yard line for a loss of nine yards, forcing a fumble. The fumble was scooped up by Rams OLB Samson Ebukam for a touchdown. With 0:13 on the clock, Chiefs WR Chris Conley caught an eight-yard touchdown pass from Mahomes, tying the score at 23 and closing out the first half. Kansas City elected to receive the ball at the start of the third quarter. At the Rams' 25-yard line, in shotgun formation, Donald sacked Mahomes for a second time, forcing another fumble that was recovered by Rams rookie DL John Franklin-Myers. The sack increased Donald's total on the season to 14.5 through the team's first 11 games, leaving him 4.5 shy of the franchise's single-season sack record. Capitalizing off the turnover, the Rams went 46 yards on eight plays before Goff scrambled up the middle for an eight-yard touchdown. Goff recorded his first rushing touchdown of the season and his third career. With 7:09 left in the third quarter, Mahomes connected with Chiefs TE Travis Kelce for a four-yard touchdown. On the Rams' following possession, Zuerlein converted his second field goal attempt, a 33-yarder. First-and-10 at their own 25-yard line, Mahomes' pass - intended for Chiefs TE Demetrius Harris - was picked off by Ebukam and returned for a touchdown, increasing the Rams' lead to 40-30. The last time an NFL player had two defensive touchdowns in a game was Chicago Bears' Eddie Jackson (10/22/17). The last time a Ram had two defensive touchdowns in a game was CB Janoris Jenkins in 2012. With 12:15 left in the game, Mahomes found Hill down the middle of the field for a 73-yards touchdown pass. On the ensuing series, Chiefs OLB Justin Houston strip-sacked Goff. The fumble was recovered by Chiefs DE Allen Bailey who rushed into the end zone for a two-yard touchdown. As the clock dwindled down, the Rams and Chiefs went touchdown-for-touchdown starting with Rams TE Gerald Everett's seven-yard touchdown reception with 9:38 left in the fourth quarter. Conley responded with a 10-yard touchdown catch, giving the Chiefs a, 51-47, lead. With 1:56 left to play, Everett notched his second touchdown of the night on what became the game-winning 40-yard pass down the right sideline from Goff. The performance marked Everett's first multi-touchdown career game. The Rams' victory was secured with interceptions by Rams CB Marcus Peters and FS Lamarcus Joyner within the last 1:30 of the game. Peters intercepted a pass tipped by Ebukam for a 9-yard return to the Rams 35-yard line. After the Rams' offense went three-and-out, Rams FS Lamarcus Joyner picked off Mahomes' pass intended for Hill, downing the ball at the Rams 33-yard line. Goff would take a knee, running out the remaining 13 seconds on the clock. The Rams have scored over 30 points in nine of their first 11 games this season. Los Angeles' 54 points is the most points scored in franchise history on the Monday Night Football, and any other primetime game. The Rams are 28-32 in Monday Night Games, dating back to 1970.

STARTING LINEUPS

KANSAS CITY CHIEFS

WR 10	T. Hill	LDE 97	A. Bailey
TE 84	D. Harris	RDE 95	C. Jones
LT 72	E. Fisher	LOLB 55	D. Ford
LG 75	C. Erving	LILB 53	A. Hitchens
C 62	A. Reiter	RLB 44	D. O'Daniel
RG 77	A. Wylie	ROLB 50	J. Houston
RT 71	M. Schwartz	LCB 22	O. Scandrick
TE 87	T. Kelce	RCB 20	S. Nelson
WR 14	S. Watkins	NICKE 23	K. Fuller
QB 15	P. Mahomes	S 21	E. Murray
RB 27	K. Hunt	S 38	R. Parker

LOS ANGELES RAMS

WR 83	J. Reynolds	DE 90	M. Brockers
TE 89	T. Higbee	DT 93	N. Suh
LT 77	A. Whitworth	DT 99	A. Donald
LG 76	R. Saffold	WILL 56	D. Fowler Jr.
C 65	J. Sullivan	ILB 58	C. Littleton
RG 66	A. Blythe	ILB 26	M. Barron
RT 79	R. Havenstein	LCB 22	M. Peters
WR 12	B. Cooks	RCB 32	T. Hill
WR 17	R. Woods	CB 37	S. Shields
QB 16	J. Goff	SS 43	J. Johnson III
HB 30	T. Gurley II	FS 20	L. Joyner

LOS ANGELES SUBSTITUTIONS: K 4 G. Zuerlein, P 6 J. Hekker, WR 10 P. Cooper, WR 11 K. Hodge, WR 19 J. Natson, CB 23 N. Robey-Coleman, DB 24 B. Countess, RB 33 J. Davis, RB 34 M. Brown, CB 36 D. Hatfield, S 41 M. Christian, LS 44 J. McQuaide, OLB 50 S. Ebukam, LB 52 R. Wilson, DL 53 J. Lawler, LB 54 B. Hager, C 55 Br. Allen, LB 59 M. Kiser, T 70 J. Noteboom, TE 81 G. Everett, DT 92 T. Smart, DL 94 J. Franklin-Myers, DL 95 E. Westbrook
LOS ANGELES INACTIVES: WR 15 N. Williams, DB 31 D. Williams, RB 42 J. Kelly, OLB 45 O. Okoronkwo, DT 69 S. Joseph-Day, TE 82 J. Mundt, OLB 96 M. Longacre
LOS ANGELES DID NOT PLAY: QB 14 S. Mannion

SCORING SUMMARY

		1	2	3	4	OT	TOTAL	FIELD GOALS
VISITOR	Kansas City Chiefs	7	16	7	21	-	51	(21)
HOME	Los Angeles Rams	13	10	17	14	-	54	(23), (33)
	Clock							
TEAM	Qtr	Time	Play (Extra Point) (Drive Info)				Visitor	Home
Rams	1	12:00	R. Woods 7 yd. pass from J. Goff (kick failed, wl) (6-75, 3:00)				0	6
Rams	1	5:35	J. Reynolds 4 yd. pass from J. Goff (G. Zuerlein kick) (10-83, 4:21)				0	13
Chiefs	1	3:25	T. Hill 25 yd. pass from P. Mahomes (H. Butker kick) (4-75, 2:10)				7	13
Rams	2	14:54	G. Zuerlein 23 yd. Field Goal (9-79, 3:31)				7	16
Chiefs	2	8:04	H. Butker 21 yd. Field Goal (11-73, 6:50)				10	16
Chiefs	2	6:28	K. Hunt 21 yd. pass from P. Mahomes (H. Butker kick) (1-21, 0:09)				17	16
Rams	2	1:50	S. Ebukam 11 yd. fumble return (G. Zuerlein kick)				17	23
Chiefs	2	0:13	C. Conley 8 yd. pass from P. Mahomes (kick failed, wl) (7-69, 1:37)				23	23
Rams	3	10:52	J. Goff 7 yd. run (G. Zuerlein kick) (8-46, 2:35)				23	30
Chiefs	3	7:09	T. Kelce 4 yd. pass from P. Mahomes (H. Butker kick) (8-64, 3:43)				30	30
Rams	3	2:24	G. Zuerlein 33 yd. Field Goal (9-50, 4:45)				30	33
Rams	3	2:14	S. Ebukam 25 yd. interception return (G. Zuerlein kick)				30	40
Chiefs	4	12:04	T. Hill 73 yd. pass from P. Mahomes (H. Butker kick) (3-91, 1:28)				37	40
Chiefs	4	11:07	A. Bailey 2 yd. fumble return (H. Butker kick)				44	40
Rams	4	9:38	G. Everett 7 yd. pass from J. Goff (6-75, 1:29)				44	47
Chiefs	4	2:47	C. Conley 10 yd. pass from P. Mahomes (H. Butker kick) (8-65, 3:46)				51	47
Rams	4	1:49	G. Everett 40 yd. pass from J. Goff (G. Zuerlein kick) (6-75, 0:58)				51	54



Weather: 68 degrees, indoors - Attendance 60,974 - Time 3:14

The Los Angeles Rams clinched their second consecutive NFC West division title following a 30-16 victory on the road in Detroit, improving their record to an NFL best 11-1. It marked the first time the Rams have won consecutive division titles since the 1978 (12-4) and 1979 seasons (9-7). Head Coach Sean McVay became the first head coach in franchise history to record 11 wins in each of his first two seasons. After a slow start for both offenses in the first half, Rams QB Jared Goff connected with WR Robert Woods on an 8-yard touchdown reception late in the second quarter – Woods' fifth score of the season, tying his single-season career best. On the Rams next drive, WR Brandin Cooks hauled in a 26-yard catch down the right sideline to put him over 1,000 receiving yards this season. He became the first receiver in NFL history to record 1,000 receiving yards with three different franchises in three consecutive seasons. With 0:48 remaining in the half, Rams K Greg Zuerlein connected on a 47-yard field goal, his second-of-three in the game, to give L.A. a 13-3 halftime lead. The teams exchanged field goals to open the third quarter before Lions QB Matthew Stafford found OT Taylor Decker for an 11-yard touchdown after the lineman was reported eligible on the play. Locked in a three-point game in the fourth quarter, Rams DT Aaron Donald notched his first-of-two sacks on the day, forcing Stafford to lose a fumble to Rams OLB Samson Ebukam. Just three plays later, RB Todd Gurley II scampered 13 yards for a touchdown to put L.A. up 23-13. Following Lions K Matt Prater's third field goal of the game, Rams DB Blake Countess recovered a Detroit outside kick attempt. On the ensuing drive, Gurley busted off a season-long 36-yard run before punching in his second rushing touchdown two plays later. Rams CB Troy Hill sealed the game with an end zone interception of Stafford with 0:17 remaining in the contest. Overall, Gurley became the sixth running back in franchise history to reach 1,000 career carries as he totaled 165 yards (132 rushing) and a pair of touchdowns on 26 attempts. It marked his fifth game this season with multiple rushing TD (12th career) and sixth game this season with 100-plus rushing yards (17th career). The fourth-year back also tied Dan Towler (44) for fourth place on the Rams all-time rushing touchdown leaders list. Goff (60) passed Sam Bradford (59) for eighth place on the Rams all-time passing touchdown leaders list and Bill Wade (8,572) for 10th place on the Rams all-time passing list. The Rams have scored 30 or more points in 10 of their 12 games this season.

STARTING LINEUPS

LOS ANGELES RAMS

WR 83	J. Reynolds	DE 90	M. Brockers
TE 89	T. Higbee	DT 93	N. Suh
LT 77	A. Whitworth	DT 99	A. Donald
LG 76	R. Saffold III	OLB 56	D. Fowler Jr.
C 65	J. Sullivan	OLB 50	S. Ebukam
RG 66	A. Blythe	ILB 58	C. Littleton
RT 79	R. Havenstein	ILB 26	M. Barron
WR 12	B. Cooks	LCB 22	M. Peters
WR 17	R. Woods	RCB 21	A. Talib
QB 16	J. Goff	SS 43	J. Johnson III
HB 30	T. Gurley II	FS 20	L. Joyner

DETROIT LIONS

WR 19	K. Golladay	DT 91	A. Robinson
LT 68	T. Decker	DT 98	D. Harrison
LG 77	F. Ragnow	DE 94	E. Ansah
C 60	G. Glasgow	OLB 42	D. Kennard
RG 79	K. Wiggins	MLB 40	J. Davis
RT 71	R. Wagner	OLB 52	C. Jones
TE 82	L. Wilson	CB 23	D. Slay
WR 12	B. Ellington	CB 24	N. Lawson
QB 9	M. Stafford	CB 38	M. Ford
RB 29	L. Blount	SS 28	Q. Diggs
TE 87	L. Toilolo	FS 27	G. Quin

LOS ANGELES SUBSTITUTIONS: K 4 G. Zuerlein, P 6 J. Hekker, WR 10 P. Cooper, WR 11 K. Hodge, WR 19 J. Natson, CB 23 N. Robey-Coleman, DB 24 B. Countess, CB 32 T. Hill, RB 34 M. Brown, CB 36 D. Hatfield, CB 37 S. Shields, S 41 M. Christian, LS 44 J. McQuaide, LB 52 R. Wilson, DL 53 J. Lawler, LB 54 B. Hager, C 55 Br. Allen, LB 59 M. Kiser, T 70 J. Noteboom, TE 81 G. Everett, DL 94 J. Franklin-Myers, DL 95 E. Westbrook, OLB M. Longacre
LOS ANGELES INACTIVES: DB 31 D. Williams, RB 33 J. Davis, RB 42 J. Kelly, OLB 45 O. Okoronkwo DT 69 S. Joseph-Day, TE 82 J. Mundt, DT 92 T. Smart
DID NOT PLAY: QB 14 S. Mannion

SCORING SUMMARY

		1	2	3	4	OT	TOTAL	FIELD GOALS
VISITOR	Los Angeles Rams	3	10	3	14	-	30	(24), (47), (48)
HOME	Detroit Lions	0	3	10	3	-	16	(28), (29), (35)

TEAM	Qtr	Clock	Play (Extra Point) (Drive Info)	Visitor	Home
Rams	1	3:17	G. Zuerlein 24 yd. Field Goal (10-74, 4:40)	3	0
Lions	2	12:24	M. Prater 28 yd. Field Goal (10-65, 5:53)	3	3
Rams	2	2:28	R. Woods 8 yd. pass from Jared Goff (G. Zuerlein kick) (12-71, 6:09)	10	3
Rams	2	0:43	G. Zuerlein 47 yd. Field Goal (6-39, 0:50)	13	3
Lions	3	7:56	M. Prater 29 yd. Field Goal (9-36, 5:25)	13	6
Rams	3	5:46	G. Zuerlein 48 yd. Field Goal (4-8, 2:10)	16	6
Lions	3	3:02	T. Decker 11 yd. pass from M. Stafford (M. Prater kick) (6-75, 2:44)	16	13
Rams	4	6:53	T. Gurley 13 yd. run (G. Zuerlein kick) (3-24, 1:20)	23	13
Lions	4	2:54	M. Prater 35 yd. Field Goal (8-59, 3:59)	23	16
Rams	4	1:54	T. Gurley 2 yd. run (G. Zuerlein kick) (5-45, 1:00)	30	16



Weather: 29 degrees, cloudy - Attendance 61,695 - Time 3:12

The Chicago Bears handed the Los Angeles Rams their second loss of the season with a 15-6, victory. On the opening drive, Bears QB Mitch Trubisky's pass was intercepted by Rams CB Marcus Peters and returned 48-yards into Bears' territory. Peters' third pick of the season led to a converted 27-yard field goal by Rams K Greg Zuerlein. 3rd-and-5 at the Rams 11-yard line, Trubisky was sacked by Rams DL John Franklin-Myers for a loss of 10 yards, holding the Bears to a 39-yard field goal by K Cody Parkey. During the second quarter, Rams QB Jared Goff's pass intended for WR Robert Woods was intercepted by Bears LB Roquan Smith, setting up a 31-yard field goal by Parkey. 4th-and-7, Rams P Johnny Hekker completed a 7-yard pass to TE Gerald Everett on a fake punt, earning them a first down and leading to a 50-yard field goal conversion by Zuerlein. Playing in his 100th career game, Zuerlein's 50-yarder gave him the sole possession for most made 50-yard field goals in franchise history (26). The Bears faced a 3rd-and-10, with less than a minute in the half, Rams CB Nickell Robey-Coleman picked off Trubisky, earning his first interception of the season. With eight seconds left, Goff's deep pass intended for Rams WR Josh Reynolds was picked off by Bears S Eddie Jackson. The teams were tied at 6 after two quarters of play. Returning from the half, Los Angeles had the ball. 2nd-and-15 at their own eight-yard line, Goff was sacked in the end zone by Bears NT Eddie Goldman for a safety. After going 79 yards in eight plays, Bears T Bradley Sowell was reported as an eligible receiver and caught a two-yard touchdown pass from Trubisky. The Bears were up, 15-6. Chicago's and Los Angeles' defenses allowed zero additional points to be scored. Bears OLB Khalil Mack strip-sacked Goff for a loss of seven yards, however the fumble was recovered by Rams RG Austin Blythe. Rams S John Johnson III registered a 35-yard interception, his fourth of the season. Chicago immediately responded with an interception by Bears CB Kyle Fuller. In the fourth quarter neither Zuerlein or Parkey converted their field goal attempts. Second-and-10, at L.A.'s 32, Goff threw a six-yard pass to WR Robert Woods. Woods tallied seven catches for 61 yards, eclipsing the 1,000-yard mark for the first time in his career. Woods and Rams WR Brandin Cooks each have posted 1,000 yards this season. They are the first duo to hit 1,000 receiving yards in the same season since former Rams WRs Torry Holt and Isaac Bruce in 2006. With 4:34 left on the clock, Goff was sacked by DT Akiem Hicks for a loss of 12 yards. During L.A.'s last drive of the game, Goff was picked off by Bears CB Prince Amukamara. Goff finished the game having completed 20-of-44 passes for 180 yards. The Rams are 11-2 through Week 14 of the season.

STARTING LINEUPS

LOS ANGELES RAMS

WR 83	J. Reynolds	DE 90	M. Brockers
TE 89	T. Higbee	DT 93	N. Suh
LT 77	A. Whitworth	DT 99	A. Donald
LG 76	R. Saffold III	WILL 56	D. Fowler Jr.
C 65	J. Sullivan	OLB 50	S. Ebukam
RG 66	A. Blythe	ILB 58	C. Littleton
RT 79	R. Havenstein	ILB 26	M. Barron
WR 12	B. Cooks	LCB 22	M. Peters
WR 17	R. Woods	RCB 21	A. Talib
QB 16	J. Goff	SS 43	J. Johnson III
HB 30	T. Gurley II	FS 20	L. Joyner

CHICAGO BEARS

WR 12	A. Robinson II	DT 96	A. Hicks
TE 80	T. Burton	NT 91	E. Goldman
RT 70	B. Massie	NB 37	B. Callahan
RG 78	B. Witzmann	OLB 52	K. Mack
C 65	C. Whitehair	ILB 59	D. Trevathan
LG 68	J. Daniels	ILB 58	R. Smith
LT 72	C. Leno Jr.	OLB 94	L. Floyd
QB 10	M. Trubisky	CB 23	K. Fuller
RB 24	J. Howard	S 39	E. Jackson
WR 18	T. Gabriel	S 38	A. Amos
TE 87	A. Shaheen	CB 20	P. Amukamara

LOS ANGELES SUBSTITUTIONS: K 4 G. Zuerlein, P 6 J. Hekker, WR 10 P. Cooper, WR 11 K. Hodge, WR 19 J. Natson, CB 23 N. Robey-Coleman, DB 24 B. Countess, CB 32 T. Hill, RB 33 J. Davis, CB 36 D. Hatfield, CB 37 S. Shields, S 41 M. Christian, RB 42 J. Kelly, LS 44 J. McQuaide, LB 52 R. Wilson, DL 53 J. Lawler, LB 54 B. Hager, C 55 Br. Allen, LB 59 M. Kiser, T 70 J. Noteboom, TE 81 G. Everett, DL 94 J. Franklin-Myers, DL 95 E. Westbrook

LOS ANGELES INACTIVES: DB 31 D. Williams, RB 34 M. Brown, OLB 45 O. Okoronkwo DT 69 S. Joseph-Day, TE 82 J. Mundt, DT 92 T. Smart, OLB M. Longacre
DID NOT PLAY: QB 14 S. Mannion

SCORING SUMMARY

		1	2	3	4	OT	TOTAL	FIELD GOALS	
VISITOR	Los Angeles Rams	3	3	0	0	-	6	(27), (50), 40RU	
HOME	Chicago Bears	3	3	9	0	-	15	(39), (31), 38WL	
Clock									
TEAM	Qtr	Time	Play (Extra Point) (Drive Info)				Visitor	Home	
Rams	1	9:12	G. Zuerlein 27 yd. Field Goal (4-6, 1:35)				3	0	
Bears	1	2:48	C. Parkey 39 yd. Field Goal (12-54, 6:24)				3	3	
Bears	2	9:24	C. Parkey 31 yd. Field Goal (4-9, 1:40)				3	6	
Rams	2	4:12	G. Zuerlein 50 yd. Field Goal (13-43, 5:12)				6	6	
Bears	3	14:14	J. Goff sacked in end zone by E. Goldman for a Safety				6	8	
Bears	3	9:58	B. Sowell 2 yd. pass from M. Trubisky (C. Parkey kick) (9-81, 4:16)				6	15	



Weather: 60 degrees, cloudy- Attendance 74,210 - Time 3:15

The Los Angeles Rams hosted their first Sunday Night Football game at home, since 2003 against the defending Super Bowl Champion Philadelphia Eagles. The Rams lost their Week 15 matchup, 23-30. Eagles K Jake Elliott converted a 51-yard field goal on the opening drive and the Rams responded with an 80-yard, 13-play, drive that was punctuated with a five-yard touchdown run by Rams RB Todd Gurley II. Elliott converted his second field goal of the evening on a 34-yarder with 12:05 left in the second quarter. On the ensuing drive, Rams QB Jared Goff was intercepted by Eagles CB Avonte Maddox. Philadelphia failed to convert on fourth down, starting L.A.'s drive at their own 49-yard line. Goff threw back-to-back passes to WR Brandin Cooks for a total of 11 yards and a first down, allowing him to eclipse 5,000 career receiving yards. He has 1,107 receiving yards so far in 2018. The drive ended with a 41-yard field goal by Rams K Greg Zuerlein. With 1:07 left in the half, Eagles RB Josh Adams burst up the middle for a six-yard touchdown. The Rams tied the score at 13 points a piece following Zuerlein's 36-yard field goal on the final play of the half. In the third quarter, Philadelphia outscored L.A., 17-0. Eagles RB Wendell Smallwood had touchdown runs of nine and four yards, and Elliott converted his third field goal of the night on a 40-yarder. With 14:19 left in the game, Rams CB Aqib Talib secured his first interception as a Ram. After picking off Eagles QB Nick Foles and returning what was his 35th career interception, Zuerlein converted a 37-yard field goal, updating the score to 30-16. Rams QB Jared Goff threw a 34-yard pass to WR Josh Reynolds that was ruled a touchdown, but later overturned. On second-and-goal and at the Eagles 1-yard line, Gurley rushed up the middle for his second touchdown, which moved him past Dan Towler (44) for fourth place on the Rams' all-time rushing touchdowns list. His 21 overall touchdowns this season is tied for second-most in a single season in franchise history alongside Hall of Fame RB Marshall Faulk. With 3:03 on the clock, Rams PR JoJo Natson fumbled a three-yard punt return that Philadelphia recovered on L.A.'s 36-yard line. The Rams' defense held the Eagles to five yards, putting the ball back in their offense's hands. Down by seven and with no timeouts, the Rams marched down to the Eagles 18-yard line after three first downs with five seconds remaining. Goff's deep right pass intended for Reynolds was incomplete, giving the Eagles their second-consecutive win over the Rams in as many seasons. Los Angeles' loss to Philadelphia marked the first time the Rams endured back-to-back losses under Head Coach Sean McVay.

STARTING LINEUPS

PHILADELPHIA EAGLES

WR 17	A. Jeffery	DE 77	M. Bennett
LT 71	J. Peters	DT 94	H. Ngata
LG 61	S. Wisniewski	DT 91	F. Cox
C 62	J. Kelce	DE 55	B. Graham
RG 79	B. Brooks	OLB 54	K. Grugier-Hill
RT 65	L. Johnson	MLB 53	N. Bradham
TE 86	Z. Ertz	CB 34	C. LeBlanc
TE 88	D. Goedert	CB 32	R. Douglas
WR 13	N. Agholor	CB 29	A. Maddox
RB 33	J. Adams	S 27	M. Jenkins
QB 9	F. Foles	S 24	C. Graham

LOS ANGELES RAMS

WR 83	J. Reynolds	DE 90	M. Brockers
TE 89	T. Higbee	DT 93	N. Suh
LT 77	A. Whitworth	DT 99	A. Donald
LG 76	R. Saffold	WILL 56	D. Fowler Jr.
C 65	J. Sullivan	ILB 58	C. Littleton
RG 66	A. Blythe	ILB 26	M. Barron
RT 79	R. Havenstein	LCB 22	M. Peters
WR 12	B. Cooks	RCB 21	A. Talib
WR 17	R. Woods	CB 23	N. Robey-Coleman
QB 16	J. Goff	SS 43	J. Johnson III
HB 30	T. Gurley II	FS 20	L. Joyner

LOS ANGELES SUBSTITUTIONS: K 4 G. Zuerlein, P 6 J. Hekker, WR 10 P. Cooper, WR 11 K. Hodge, WR 19 J. Natson, DB 24 B. Countess, CB 32 T. Hill, RB 33 J. Davis, CB 37 S. Shields, S 41 M. Christian, RB 42 J. Kelly, LS 44 J. McQuaide, OLB 50 S. Ebukam, LB 52 R. Wilson, DL 53 J. Lawler, LB 54 B. Hager, C 55 Br. Allen, LB 59 M. Kiser, T 70 J. Noteboom, TE 81 G. Everett, TE 82 J. Mundt, DL 94 J. Franklin-Myers, DL 95 E. Westbrook

LOS ANGELES INACTIVES: DB 31 D. Williams, OLB 45 O. Okoronkwo, OLB 49 T. Young, OL 64 J. Demby, DT 69 S. Joseph-Day, DT 92 T. Smart, OLB 96 M. Longacre

LOS ANGELES DID NOT PLAY: QB 14 S. Mannion

SCORING SUMMARY

	1	2	3	4	OT	TOTAL	FIELD GOALS
VISITOR Philadelphia Eagles	3	10	17	0	-	30	(51), (34), (40), 53SH
HOME Los Angeles Rams	7	6	0	10	-	23	(41) (36) (37)
	Clock						
TEAM	Qtr	Time	Play (Extra Point) (Drive Info)			Visitor	Home
Eagles	1	8:35	J. Elliott 51 yd. Field Goal (9-43, 4:49)			3	0
Rams	1	1:16	T. Gurley 5 yd. run (G. Zuerlein kick) (13-80, 7:19)			3	7
Eagles	2	12:00	J. Elliott 34 yd. Field Goal (10-59, 4:16)			6	7
Rams	2	4:38	G. Zuerlein 41 yd. Field Goal (8-28, 4:51)			6	10
Eagles	2	1:07	J. Adams 6 yd. run (J. Elliott kick) (9-75, 3:31)			13	10
Rams	2	0:00	G. Zuerlein 36 yd. Field Goal (10-57, 1:07)			13	13
Eagles	3	10:28	W. Smallwood 9 yd. run (J. Elliott kick) (2-59, 0:46)			20	13
Eagles	3	3:11	J. Elliott 40 yd. Field Goal (10-52, 5:56)			23	13
Eagles	3	1:34	W. Smallwood 4 yd. run (J. Elliott kick) (2-12, 0:38)			30	13
Rams	4	9:24	G. Zuerlein 37 yd. Field Goal (10-46, 4:45)			30	16
Rams	4	4:06	T. Gurley 1 yd. run (G. Zuerlein kick) (11-84, 2:12)			30	23

FINAL TEAM STATISTICS

	EAGLES	RAMS		EAGLES	RAMS
TOTAL FIRST DOWNS	17	23	FGs - PATs Had Blocked	0-0	0-0
By Rushing	7	5	Net Punting Average	52.3	52.0
By Passing	9	18	TOTAL RETURN YARDAGE (W/O KOR)	28	28
By Penalty	1	0	No. and Yards Punt Returns	1-13	2-2
THIRD DOWN EFFICIENCY	4-13-31%	4-12-33%	No. and Yards Kickoff Returns	2-16	2-31
FOURTH DOWN EFFICIENCY	0-1-0%	0-1-0%	No. and Yards Interception Returns	2-15	1-30
TOTAL NET YARDS	381	413	PENALTIES Number and Yards	6-49	5-50
Total Offensive Plays	61	74	FUMBLES Number and Lost	0-0	2-1
Average gain per offensive play	6.2	5.6	TOUCHDOWNS	3	2
NET YARDS RUSHING	111	82	Rushing	3	2
Total Rushing Plays	30	18	Passing	0	0
Average gain per rushing play	3.7	4.6	EXTRA POINTS Made-Attempts	3-3	2-2
Tackles for a loss-number and yards	1-4	4-8	Kicking Made-Attempts	3-3	2-2
NET YARDS PASSING	270	331	FIELD GOALS Made-Attempts	3-4	3-3
Times thrown - yards lost attempting to pass	0-0	1-8	RED ZONE EFFICIENCY	3-5-60%	2-6-33%
Gross yards passing	270	339	GOAL TO GO EFFICIENCY	2-2-100%	1-1-100%
PASS ATTEMPTS-COMP-HAD INT	31-24-1	55-35-2	SAFETIES	0	0
Avg gain per pass play	8.7	5.9	FINAL SCORE	30	23
KICKOFFS Number-In End Zone-TBs	7-6-5	5-3-3	TIME OF POSSESSION	31:36	28:24
PUNTS Number and Average	3-51.7	3-56.3			
Had Blocked	0	0			

FINAL INDIVIDUAL STATISTICS

PHILADELPHIA EAGLES							LOS ANGELES RAMS						
RUSHING	ATT	YDS	AVG	LG	TD		RUSHING	ATT	YDS	AVG	LG	TD	
W. Smallwood	10	48	4.8	11	2		T. Gurley II	12	48	4.0	21	2	
D. Sproles	3	30	10.0	17	0		R. Woods	1	19	19.0	19	0	
J. Adams	15	28	1.9	8	1		J. Goff	2	11	5.5	7	0	
N. Foles	2	5	2.5	3	0		J. Kelly	2	4	2.0	5	0	
Total	30	111	3.7	17	3		J. Davis	1	0	0.0	0	0	
							Total	18	82	4.6	21	2	
PASSING	ATT	CMP	YDS	SK/YD	TD	LG	IN	RT.					
N. Foles	31	24	270	0/0	0	50	1	89.4					
Total	31	24	270	0/0	0	50	1	89.4					
RECEIVING	NO	YDS	AVG	LG	TD								
A. Jeffery	8	160	20.0	50	0								
G. Tate	5	43	8.6	11	0								
Z. Ertz	3	22	7.3	11	0								
D. Sproles	3	16	5.3	6	0								
D. Goedert	2	12	6.0	10	0								
W. Smallwood	2	9	4.5	5	0								
N. Agholor	1	8	8.0	8	0								
Total	24	270	11.3	50	0								
INTERCEPTIONS	NO	YDS	AVG	LG	TD								
C. Graham	1	15	15.0	15	0								
A. Maddox	1	0	0.0	0	0								
Total	2	15	7.5	15	0								
PUNTING	NO	YDS	AVG	NET	TB/I20	LG							
C. Johnston	3	155	51.7	52.3	0/2	56							
Total	3	155	51.7	52.3	0/2	56							
PUNT RETURNS	NO	YDS	AVG	FC	LG	TD							
D. Sproles	1	13	13.0	2	13	0							
Total	1	13	13.0	2	13	0							
KICKOFF RETURNS	NO	YDS	AVG	FC	LG	TD							
S. Gibson	1	14	14.0	0	14	0							
D. Sproles	1	2	2.0	0	2	0							
[TOUCHBACK]	3	0	0.0	0	0	0							
Total	2	16	8.0	0	14	0							

PASSING	ATT	CMP	YDS	SK/YD	TD	LG	IN	RT.					
J. Goff	53	35	339	2/14	0	33	1	75.9					
J. Hekker	1	0	0	0/0	0	0	0	39.6					
Total	54	35	339	2/14	0	33	1	74.5					
RECEIVING	NO	YDS	AVG	LG	TD								
T. Gurley II	10	76	7.6	11	0								
R. Woods	7	74	10.6	20	0								
B. Cooks	6	59	9.8	20	0								
J. Reynolds	5	70	14.0	33	0								
G. Everett	5	46	9.2	20	0								
T. Higbee	2	14	7.0	11	0								
Total	35	339	9.7	33	0								
INTERCEPTIONS	NO	YDS	AVG	LG	TD								
A. Talib	1	30	30.0	30	0								
Total	1	30	30.0	30	0								
PUNTING	NO	YDS	AVG	NET	TB/I20	LG							
J. Hekker	3	169	56.3	52.0	0/0	65							
Total	3	169	56.3	52.0	0/0	65							
PUNT RETURNS	NO	YDS	AVG	FC	LG	TD							
J. Natson	2	-2	-1.0	1	3	0							
Total	2	-2	-1.0	1	3	0							
KICKOFF RETURNS	NO	YDS	AVG	FC	LG	TD							
P. Cooper	2	31	15.5	0	19	0							
[TOUCHBACK]	5	0	0.0	0	0	0							
Total	2	31	15.5	0	19	0							

DEFENSIVE STATISTICS (BASED ON GAMEBOOK)

PLAYER	T	S	A	S-YDS	I-YDS	PD	FF	FR	PLAYER	T	S	A	S-YDS	I-YDS	PD	FF	FR
J. Johnson III	14	11	3	0-0	0-0	1	0	0	S. Ebukam	3	0	3	0-0	0-0	0	0	0
C. Littleton	10	7	3	0-0	0-0	0	0	0	A. Talib	2	2	0	0-0	1-30	1	0	0
L. Joyner	6	5	1	0-0	0-0	0	0	0	A. Donald	2	1	1	0-0	0-0	0	0	0
M. Barron	6	4	2	0-0	0-0	0	0	0	D. Fowler Jr.	2	1	1	0-0	0-0	0	0	0
M. Peters	5	4	1	0-0	0-0	1	0	0	M. Christian	1	1	0	0-0	0-0	0	0	0
N. Suh	5	3	2	0-0	0-0	0	0	0	E. Westbrooks	1	0	1	0-0	0-0	0	0	0
M. Brockers	5	2	3	0-0	0-0	0	0	0	R. Wilson	1	0	1	0-0	0-0	0	0	0
N. Robey-Coleman	3	2	1	0-0	0-0	0	0	0	Totals	66	43	23	0-0	1-30	3	0	0



Weather: 72 degrees, partly cloudy - Attendance 61,759 - Time 2:57

The Los Angeles Rams defeated the Arizona Cardinals, 31-9, and are 4-0 against the Cardinals under Head Coach Sean McVay. First-and-10 at Arizona's 40-yard line, DE Benson Mayowa sacked Rams QB Jared Goff for a loss of 11 yards and forced a fumble that was recovered by Cardinals LB Deone Bucannon. On the ensuing possession Rams DT Aaron Donald sacked Cardinals QB Josh Rosen for a seven-yard loss, holding Arizona to three points with a converted field goal by Cardinals K Zane Gonzalez. The Rams responded going 75 yards on seven plays, resulting in a four-yard touchdown run by Rams WR Robert Woods. Woods tallied his first rushing touchdown of his career. On the next offensive possession, Los Angeles was lined up at Arizona's one-yard line and Goff punched it in with a rushing touchdown, giving the Rams a 14-3 lead. With 9:47 left in the first half, Rosen threw a backwards pass to Cardinals WR Larry Fitzgerald who then completed a 32-yard deep pass to RB David Johnson for a touchdown. Seconds before the two-minute warning, Rams CB C.J. Anderson earned his first touchdown as a Ram, rushing up the middle for a four-yard touchdown. Anderson tallied his eighth career 100-yard rushing the game, ending the day with 167 yards and a long of 46 yards. His performance marked his second-highest rushing yards total in his career. Anderson's touchdown would be the last points put up in the half. Both Gonzalez and Rams K Greg Zuerlein missed field goals from 54 and 57 yards respectively. L.A. was up, 21-9, going into halftime. After receiving the ball to start the second half, Arizona moved the ball 32 yards, before Rams DT Ndamkuong Suh sacked Rosen for a loss of two yards. On the following play, Suh deflected Rosen's pass intended for Fitzgerald, forcing the Cardinals to punt. The Rams responded with an 11 play, 86 yard scoring drive topped with a 21-yard field goal by Zuerlein. With :49 seconds left in the third quarter, Goff was sacked for a loss of nine yards by Cardinals LB Haason Reddick. The Rams' defense forced Arizona to punt following another sack by Donald. After the receiving the ball, Anderson rushed up the middle for 46 yards, earning the Rams a first down. Three plays later, Goff threw a 39-yard touchdown pass to Woods, increasing the Rams' lead to 22 points. Goff's 4,489 passing yards is second-most in a single season in franchise history. He trails Hall of Fame QB Kurt Warner who passed for 4,830 in 2001. With 8:52 left on the clock, Rosen scrambled up the middle for an 11-yard gain. L.A. challenged the ruling that the runner was not down by contact. The call was reversed, earning Donald his third sack of the game. Donald has 19.5 sacks this season, setting a new franchise record for the most sacks in a season. The 2018 Rams improved to 12-3 on the season and are only the seventh team in franchise history to reach 12 wins in a single season, joining the 1973, 1975, 1978, 1999, 2001 and 2003 Rams teams.

STARTING LINEUPS

LOS ANGELES RAMS

WR 83	J. Reynolds	DE 90	M. Brockers
TE 89	T. Higbee	DT 93	N. Suh
LT 77	A. Whitworth	DT 99	A. Donald
LG 76	R. Saffold III	WILL 56	D. Fowler Jr.
C 65	J. Sullivan	OLB 50	S. Ebukam
RG 66	A. Blythe	ILB 58	C. Littleton
RT 79	R. Havenstein	ILB 26	M. Barron
WR 12	B. Cooks	LCB 22	M. Peters
WR 17	R. Woods	RCB 21	A. Talib
QB 16	J. Goff	SS 43	J. Johnson III
HB 35	C. Anderson	FS 20	L. Joyner

ARIZONA CARDINALS

WR 11	L. Fitzgerald	DE 91	B. Mayowa
LT 79	K. Cunningham	DT 98	C. Peters
LG 78	C. Gossett	DT 95	R. Gunter
C 64	M. Cole	DE 55	Cha. Jones
RG 70	O. Aboushi	SLB 43	H. Reddick
RT 60	J. Barksdale	WLB 20	D. Bucannon
TE 84	J. Gresham	CB 21	P. Peterson
WR 10	C. Williams	CB 38	D. Amerson
QB 3	J. Rosen	SS 36	B. Baker
RB 31	D. Johnson	FS 41	A. Bethea
TE 82	J. Phillips	S 33	T. Boston

LOS ANGELES SUBSTITUTIONS: K 4 G. Zuerlein, P 6 J. Hekker, WR 11 K. Hodge, QB 14 S. Mannion, WR 19 J. Natson, CB 23 N. Robey-Coleman, DB 24 B. Countess, CB 32 T. Hill, CB 37 S. Shields, S 41 M. Christian, RB 42 J. Kelly, LS 44 J. McQuaide, LB 52 R. Wilson, DL 53 J. Lawler, LB 54 B. Hager, C 55 Br. Allen, LB 59 M. Kiser, T 70 J. Noteboom, TE 81 G. Everett, TE 82 J. Mundt, DL 94 J. Franklin-Myers, DL 95 E. Westbrook, OLB 96 M. Longacre
LOS ANGELES INACTIVES: RB 30 T. Gurley II, DB 31 D. Williams, OLB 45 O. Okoronkwo, OLB 49 T. Young, OL 64 J. Demby, DT 69 S. Joseph-Day, DT 92 T. Smart
DID NOT PLAY: RB 33 J. Davis

SCORING SUMMARY

	1	2	3	4	OT	TOTAL	FIELD GOALS
VISITOR Los Angeles Rams	7	14	3	7	-	31	57LU, (21)
HOME Arizona Cardinals	3	6	0	0	-	9	(36), 54WL

TEAM	Qtr	Time	Play (Extra Point) (Drive Info)	Visitor	Home
Cardinals	1	7:07	Z. Gonzalez 36 yd. Field Goal (8-23, 4:58)	0	3
Rams	1	3:59	R. Woods 4 yd. run (G. Zuerlein kick) (7-75, 3:08)	7	3
Rams	2	11:56	J. Goff 1 yd. run (G. Zuerlein kick) (11-84, 5:29)	14	3
Cardinals	2	9:40	D. Johnson 32 yd. pass from L. Fitzgerald (kick failed, wr) (5-75, 2:16)	14	9
Rams	2	2:10	C. Anderson 4 yd. run (G. Zuerlein kick) (12-75, 7:30)	21	9
Rams	3	5:37	G. Zuerlein 21 yd. Field Goal (11-86, 6:15)	24	9
Rams	4	9:19	R. Woods 39 yd. pass from J. Goff (G. Zuerlein kick) (4-95, 2:15)	31	9



Weather: 65 degrees, sunny - Attendance 72,161 - Time 3:15

The Los Angeles Rams finished up the 2018 regular season 13-3 with a 48-32 victory over the San Francisco 49ers. With the win, the Rams became only the third team in franchise history to reach at least 13 wins in a single season, joining the 1999 (13-3) and 2001 (14-2) Rams teams. L.A. also completed a sweep of their division opponents – the first time the Rams have swept the NFC West since 1999 when it was comprised of five teams. Facing third-and-1 on the opening drive, Rams LB Mark Barron and DE Michael Brockers forced 49ers FB Kyle Juszczyk to fumble. Rams CB Aqib Talib recovered the ball and returned it for a 47-yard gain before being tackled by 49ers TE George Kittle at the Niners' 7-yard line. The turnover resulted in a 3-yard touchdown pass to Rams WR Brandin Cooks. On the ensuing drive, 49ers QB Nick Mullens' pass intended for WR Richie James was picked off by Rams LB Cory Littleton and returned for 22 yards. Los Angeles' offense took the field and went 13 yards on two plays, resulting in a 1-yard rushing touchdown by Rams RB C.J. Anderson. Mullens had another pass intercepted on the following drive, this time in the end zone by Rams S Blake Countess – his first interception of the season. On the next drive, the 49ers covered 57 yards in two plays before Mullens was sacked by Rams DT Aaron Donald for an eight-yard loss. With the sack, Donald became only the 12th player since sacks became an official NFL statistic in 1982 to record 20.0 in a single season. San Francisco was forced to settle for a 30-yard field goal by K Robbie Gould. With 12:45 remaining in the second quarter, Littleton intercepted Mullens for a second time, and returned it 19 yards for his first career touchdown and the Rams' third pick-six of 2018. On the first play of the next series, Rams OLB Matt Longacre notched his first sack of the season, helping force a 49ers three-and-out. The Rams then drove 68 yards on 10 plays before Rams QB Jared Goff delivered his second touchdown pass – an 18-yarder – to Cooks. Following a 49ers touchdown from Mullens to James, the Rams capped off a successful two-minute possession with a 28-yard Greg Zuerlein field goal, giving L.A. a 31-10 halftime lead. The teams would trade touchdowns to open the second half before Goff connected with WR Josh Reynolds for a 2-yard touchdown – Reynolds' second of the game – on the third possession. The Rams opened the fourth quarter with a successful 51-yard field goal by Zuerlein, extending their lead to 48-17. Mullens tossed two late touchdown passes for San Francisco. L.A. finished the 2018 regular season with 527 points and 6,738 net yards, good for the second-best totals in franchise history. With 401 first downs this year, the Rams also set a new franchise-best for first downs, passing the 2000 Rams team who posted 380 first downs.

STARTING LINEUPS

SAN FRANCISCO 49ERS

WR 84	K. Bourne	LDE 54	C. Marsh
LT 74	J. Staley	LDT 93	D. Jones
LG 75	L. Tomlinson	RDT 99	D. Buckner
C 58	W. Richburg	RDE 91	A. Armstead
RG 68	M. Person	MIKE 48	F. Warner
RT 69	M. McGlinchey	LB 47	E. Lee
TE 85	G. Kittle	LCB 25	R. Sherman
WR 13	R. James	RCB 33	T. Moore
RB 41	J. Wilson	NB 24	K. Williams
FB 44	K. Juszczyk	FS 38	A. Exum
QB 4	N. Mullens	SS 36	M. Harris

LOS ANGELES RAMS

WR 83	J. Reynolds	DE 90	M. Brockers
TE 89	T. Higbee	DT 93	N. Suh
LT 77	A. Whitworth	DT 99	A. Donald
LG 76	R. Saffold	WILL 56	D. Fowler Jr.
C 65	J. Sullivan	OLB 50	S. Ebukam
RG 66	A. Blythe	ILB 58	C. Littleton
RT 79	R. Havenstein	ILB 26	M. Barron
WR 12	B. Cooks	LCB 22	M. Peters
WR 17	R. Woods	RCB 21	A. Talib
QB 16	J. Goff	SS 43	J. Johnson III
HB 35	C. Anderson	FS 24	B. Countess

LOS ANGELES SUBSTITUTIONS: K 4 G. Zuerlein, P 6 J. Hekker, WR 11 K. Hodge, QB 14 S. Mannion, WR 19 J. Natson, CB N. Robey-Coleman, DB 31 D. Williams, CB 32 T. Hill, RB 33 J. Davis, CB 37 S. Shields, S 41 M. Christian, RB 42 J. Kelly, LS 44 J. McQuaide, LB 52 R. Wilson, DL 53 J. Lawler, LB 54 B. Hager, C 55 Br. Allen, LB 59 M. Kiser, T 70 J. Noteboom, TE 81 G. Everett, TE 82 J. Mundt, DL 94 J. Franklin-Myers, DL 95 E. Westbrook, OLB 96 M. Longacre
LOS ANGELES INACTIVES: S 20 L. Joyner, RB 30 T. Gurley II, OLB 45 O. Okoronkwo, OLB 49 T. Young, OL 64 J. Demby, DT 69 S. Joseph-Day, DT 92 T. Smart

SCORING SUMMARY

	1	2	3	4	OT	TOTAL	FIELD GOALS
VISITOR San Francisco 49ers	3	7	7	15	-	32	(30)
HOME Los Angeles Rams	14	17	14	3	-	48	(28), (51)

TEAM	Qtr	Clock	Play (Extra Point) (Drive Info)	Visitor	Home
Rams	1	11:57	B. Cooks 3 yd. pass from J. Goff (G. Zuerlein kick) (3-7, 1:08)	0	7
Rams	1	10:42	C. Anderson 1 yd. run (G. Zuerlein kick) (2-13, 0:19)	0	14
49ers	1	2:11	R. Gould 30 yd. Field Goal (5-58, 2:29)	3	14
Rams	2	12:37	C. Littleton 19 yd. interception return (G. Zuerlein kick)	3	21
Rams	2	6:00	B. Cooks 18 yd. pass from J. Goff (G. Zuerlein kick) (11-86, 5:10)	3	28
49ers	2	2:07	R. James 9 yd. pass from N. Mullens (R. Gould kick) (8-75, 3:53)	10	28
Rams	2	0:00	G. Zuerlein 28 yd. Field Goal (13-65, 2:07)	10	31
Rams	3	12:19	J. Reynolds 29 yd. pass from J. Goff (G. Zuerlein kick) (5-75, 2:41)	10	38
49ers	3	8:23	A. Morris 1 yd. run (R. Gould kick) (8-75, 3:56)	17	38
Rams	3	2:58	J. Reynolds 2 yd. pass from J. Goff (G. Zuerlein kick) (9-75, 5:25)	17	45
Rams	4	11:44	G. Zuerlein 51 yd. Field Goal (7-19, 3:41)	17	48
49ers	4	6:54	K. Bourne 2 yd. pass from N. Mullens (R. Gould kick) (9-75, 4:50)	24	48
49ers	4	2:20	G. Kittle 43 yd. pass from N. Mullens (N. Mullens-T. Taylor pass) (2-49, 0:17)	32	48

FINAL TEAM STATISTICS

	49ERS	RAMS		49ERS	RAMS
TOTAL FIRST DOWNS	22	28	FGs - PATs Had Blocked	0-0	0-0
By Rushing	5	12	Net Punting Average	44.0	43.3
By Passing	13	13	TOTAL RETURN YARDAGE (W/O KOR)	0	52
By Penalty	4	3	No. and Yards Punt Returns	0-0	2-11
THIRD DOWN EFFICIENCY	3-11-27%	10-16-63%	No. and Yards Kickoff Returns	1-25	0-0
FOURTH DOWN EFFICIENCY	1-1-100%	0-1-0%	No. and Yards Interception Returns	0-0	3-41
TOTAL NET YARDS	391	377	PENALTIES Number and Yards	5-41	6-57
Total Offensive Plays	58	71	FUMBLES Number and Lost	1-1	2-0
Average gain per offensive play	6.7	5.3	TOUCHDOWNS	4	6
NET YARDS RUSHING	127	155	Rushing	1	1
Total Rushing Plays	22	42	Passing	3	4
Average gain per rushing play	5.8	3.7	Interceptions	0	1
Tackles for a loss-number and yards	1-4	5-12	EXTRA POINTS Made-Attempts	4-4	6-6
NET YARDS PASSING	264	222	Kicking Made-Attempts	3-3	6-6
Times thrown - yards lost attempting to pass	3-18	0-0	Passing Made-Attempts	1-1	0-0
Gross yards passing	282	222	FIELD GOALS Made-Attempts	1-1	2-2
PASS ATTEMPTS-COMP-HAD INT	33-23-3	29-17-0	RED ZONE EFFICIENCY	3-5-60%	4-5-80%
Avg gain per pass play	7.3	7.7	GOAL TO GO EFFICIENCY	3-3-100%	3-3-100%
KICKOFFS Number-In End Zone-TBs	6-5-5	8-7-7	SAFETIES	0	0
PUNTS Number and Average	2-49.5	3-43.3	FINAL SCORE	32	48
Had Blocked	0	0	TIME OF POSSESSION	28:10	31:50

FINAL INDIVIDUAL STATISTICS

SAN FRANCISCO 49ERS							LOS ANGELES RAMS										
RUSHING	ATT	YDS	AVG	LG	TD		RUSHING	ATT	YDS	AVG	LG	TD					
A. Morris	16	111	6.9	51	1		C. Anderson	23	132	5.7	13	1					
J. Wilson	3	9	3.0	7	0		J. Kelly	15	30	2.0	7	0					
K. Juszczyk	2	9	4.5	9	0		R. Woods	1	1	1.0	1	0					
N. Mullens	1	-2	-2.0	-2	0		J. Goff	1	0	0.0	0	0					
Total	22	127	5.8	51	1		S. Mannion	2	-8	-4.0	-4	0					
							Total	42	155	3.7	13	1					
PASSING	ATT	CMP	YDS	SK/YD	TD	LG	IN	RT.	PASSING	ATT	CMP	YDS	SK/YD	TD	LG	IN	RT.
N. Mullens	33	23	282	3/18	3	43	3	88.2	J. Goff	26	15	199	0/0	4	36	0	121.6
Total	33	23	282	3/18	3	43	3	88.2	S. Mannion	3	2	23	0/0	0	18	0	89.6
									Total	29	17	222	0/0	4	36	0	122.4
RECEIVING	NO	YDS	AVG	LG	TD		RECEIVING	NO	YDS	AVG	LG	TD					
G. Kittle	9	149	16.6	43	1		B. Cooks	5	62	12.4	21	2					
K. Bourne	5	59	11.8	20	1		J. Reynolds	4	55	13.8	29	2					
R. James	3	32	10.7	22	1		C. Anderson	3	22	7.3	13	0					
T. Taylor	3	17	5.7	9	0		R. Woods	2	24	12.0	18	0					
K. Juszczyk	1	15	15.0	15	0		T. Higbee	1	36	36.0	36	0					
R. Dwelley	1	6	6.0	6	0		J. Kelly	1	18	18.0	18	0					
A. Morris	1	4	4.0	4	0		J. Mundt	1	5	5.0	5	0					
Total	23	282	12.3	43	3		Total	17	222	13.1	36	4					
INTERCEPTIONS	NO	YDS	AVG	LG	TD		INTERCEPTIONS	NO	YDS	AVG	LG	TD					
N/A	0	0	0.0	0	0		C. Littleton	2	41	20.5	22	1					
Total	0	0	0.0	0	0		B. Countess	1	0	0.0	0	0					
							Total	3	41	13.7	22	1					
PUNTING	NO	YDS	AVG	NET	TB/120	LG	PUNTING	NO	YDS	AVG	NET	TB/120	LG				
B. Pinion	2	99	49.5	44.0	0/1	55	J. Hekker	3	130	43.3	43.3	0/2	48				
Total	2	99	49.5	44.0	0/1	55	Total	3	130	43.3	43.3	0/2	48				
PUNT RETURNS	NO	YDS	AVG	FC	LG	TD	PUNT RETURNS	NO	YDS	AVG	FC	LG	TD				
[DOWNED]	1	0	0.0	0	0	0	J. Natson	2	11	5.5	0	16	0				
[OUT OF BOUNDS]	2	0	0.0	0	0	0	Total	2	11	5.5	0	16	0				
Total	0	0	0.0	0	0	0	KICKOFF RETURNS	NO	YDS	AVG	FC	LG	TD				
KICKOFF RETURNS	NO	YDS	AVG	FC	LG	TD	[TOUCHBACK]	5	0	0.0	0	0	0				
R. James	1	25	25.0	0	25	0	Total	0	0	0.0	0	0	0				
[TOUCHBACK]	7	0	0.0	0	0	0											
Total	1	25	25.0	0	25	0											

DEFENSIVE STATISTICS (BASED ON GAMEBOOK)

PLAYER	T	S	A	S-YDS	I-YDS	PD	FF	FR	PLAYER	T	S	A	S-YDS	I-YDS	PD	FF	FR
J. Johnson III	8	5	3	0-0	0-0	1	0	0	B. Hager	3	0	3	0-0	0-0	0	0	0
M. Barron	6	4	2	1-10	0-0	0	1	0	M. Peters	2	2	0	0-0	0-0	1	0	0
A. Talib	5	3	2	0-0	0-0	0	0	1	T. Hill	2	2	0	0-0	0-0	0	0	0
A. Donald	4	4	0	1-8	0-0	0	0	0	B. Countess	2	1	1	0-0	1-0	1	0	0
D. Fowler Jr.	4	4	0	0-0	0-0	0	0	0	J. Lawler	2	1	1	0-0	0-0	0	0	0
C. Littleton	4	3	1	0-0	2-41	2	0	0	M. Longacre	1	1	0	1-0	0-0	0	0	0
M. Christian	4	2	2	0-0	0-0	0	0	0	N. Robey-Coleman	1	1	0	0-0	0-0	0	0	0
M. Brockers	4	0	4	0-0	0-0	0	0	0	R. Wilson	1	0	1	0-0	0-0	1	0	0
N. Suh	3	1	2	0-0	0-0	0	0	0	J. Franklin-Myers	1	0	1	0-0	0-0	0	0	0
S. Ebukam	3	1	2	0-0	0-0	0	0	0	Totals	74	35	25	3-18	3-41	6	1	1

UPDATED PLAYER BIOGRAPHIES





55 BRIAN ALLEN

Center // Michigan St. // Hinsdale, Ill.

Ht./Wt.: 6-2/303

NFL Exp.: Rookie

GP/GS: 13/0, (Playoffs): (0/0)

Birth Date: 10/11/1995

Acquired: D4A-2018 (No. 111)

TRANSACTIONS: Selected by the Rams in the fourth round (111th overall) of the 2018 NFL Draft (4/28/18). Has played in 13 games during his rookie campaign.

2018 SEASON: **vs. San Francisco (12/30):** Played 18 snaps at the center position late in the game in addition to eight plays on special teams...**vs. Arizona (12/23):** Played eight offensive snaps in the fourth quarter in addition to six special teams snaps throughout the game...**vs. Philadelphia (12/16):** Played five special teams snaps...**at Chicago (12/9):** Played three snaps at the center position, in addition to three special teams snaps...**at Detroit (12/2):** Played six special teams snaps...**vs. Kansas City (11/19):** Played nine special teams snaps...**vs. Seattle (11/11):** Played six special teams snaps...**at New Orleans (11/4):** Played seven special teams snaps...**vs. Green Bay (10/28):** Played two special teams snaps...**at San Francisco (10/21):** Declared inactive...**at Denver (10/14):** Declared inactive...**at Seattle (10/7):** Played six special teams snaps...**vs. Minnesota (9/27):** Played seven special teams snaps...**vs. Chargers (9/23):** Declared inactive...**vs. Arizona (9/16):** Made offensive debut, playing seven snaps at center in the fourth quarter...**at Oakland (9/10):** Made NFL debut...played nine special teams snaps.


COLLEGE: Four-year letter winner, played in 51 career games, including 38 starts (17 at center, 16 at left guard, five at right guard)...was voted a 2017 team captain...earned second-team All-Big Ten accolades three straight years (2015-17)...extremely durable lineman finished his career starting in 28 consecutive games, including all 13 games at center in 2017...three-time Academic All-Big Ten honoree...versatile lineman played both guard spots and center throughout his collegiate career...as a senior in 2017, led the offensive line with 98 knockdowns...played a team-high 977 snaps...voted the team's most inspirational player (Biggie Munn Award) on offense...received the Downtown Coaches Club Award, given to the team's most outstanding offensive player and the Up Front Award (most outstanding lineman: offense)...named a semifinalist for the William V. Campbell Trophy, widely known as the 'Academic Heisman'...was the 2017 Michael R. Sadler Scholar-Athlete Award recipient (top Division I college football scholar-athlete in state of Michigan)...

as a junior in 2016, was one of only three players on the team and the only offensive lineman to start all 12 games...named second-team All-Big Ten choice by the media and third-team pick by the coaches...appeared in all 14 games, including 12 starts (10 at left guard; two at center) as a sophomore in 2015...collected 82.5 knockdowns during the regular season, second most on the team...as a freshman in 2014, named a first-team Freshman All-American by the Football Writers Association of America and Scout.com.

PERSONAL: Three-year starter at Hinsdale Central for Coach Rich Tarka...earned first-team all-state honors (8A) from the Illinois High School Coaches Association and *Chicago Tribune* as a senior...two-time All-West Suburban Conference first-team honoree... also played on the defensive line recorded 16 tackles, including three for losses and 1.0 sack (11 yards), along with an interception and fumble recovery in 2013...first wrestler in Hinsdale Central history to win four state medals (second at 285 pounds in 2014; first at 285 in 2013; third at 285 in 2012; third at 215 in 2011)...as a junior, won the 2013 3A state wrestling championship at heavyweight (285 pounds), finishing the season with a perfect 48-0 record...nearly claimed back-to-back state titles at 285 pounds, but lost in overtime in the championship match; finished his senior year with a 45-2 record...ranked sixth nationally at 285 pounds by InterMatWrestle.com...also won the state title in the shot put in 2013...selected Chicago Sun-Times Male Athlete of the Year for 2013-14...was named the No. 1 Doings/Pioneer Press West Group sports story of 2013...son of John and Leslie Allen... his older brother, Jack, was a four-year letter winner (2012-15) and two-time first-team All-American center (2014-15) at Michigan State; he spent his rookie season (2016) in the NFL with the New Orleans Saints...his younger brother, Matt, is an offensive lineman at Michigan State...majored in economics.

Allen's Career Games/Starts:

Year	Teams	GP/GS
2018	Los Angeles Rams	13/0
Totals		13/0



35^{C.J.} Anderson

Running Back // California // Vallejo, Calif.

Ht./Wt.: 5-8/225

NFL Exp.: 6th (1st Rams)

GP/GS: 69/39, (Playoffs): (5/2)

Birth Date: 2/10/1991

Acquired: FA-2018

TRANSACTIONS: Signed with the Rams as a free agent (12/18/18)...released by the Raiders (12/11/18)...signed by Oakland Raiders as a free agent (12/5/18)...released by Panthers (11/12/18)...signed by Carolina Panthers as a free agent (5/7/18)...released by Broncos (4/16/18)...signed by Broncos as a restricted free agent (3/15/16)...signed by Denver Broncos as an undrafted free agent (4/27/13).

PRO: Super Bowl 50 champion and 2014 Pro Bowler in his sixth NFL season joins the Rams after spending the first portion of 2018 with the Carolina Panthers and Oakland Raiders...has started 39-of-69 career contests.

2018 SEASON: vs. San Francisco (12/30): Started at running back and recorded 132 yards rushing on 23 carries (5.7 yards/rush)...added one touchdown...marked his second-straight 130-plus yard outing...his ninth-career 100-plus yard rushing game...

vs. Arizona (12/23): Made his Rams debut and started at running back...rushed 20 times for 167 yards (8.4 yards/rush) with one touchdown...marked his second-highest rushing yard total in his career...highest total is 168 yards on 32 rushes as a Bronco against the Chiefs (11/30/14)...also played in nine games with one start for the Panthers...**vs. Dallas (9/9):** Rushed the ball seven times for 35 yards...**at Atlanta (9/16):** Recorded three rushing attempts for 31 yards...**vs. Cincinnati (9/23):** Carried the ball twice for a total of nine yards...**vs. New York Giants (10/7):** Tallied four rushing attempts for nine yards...**vs. Baltimore (10/28):** Recorded a season-high five rushes for 20 yards...**vs. Tampa Bay (11/4):** Recorded one rushing attempt for one yard.

2017 SEASON: Started in all 16 games for the Broncos for the first time in his career...tallied his first 1,000 yard-rushing season in his career, finishing with 1,007 yards on 245 carries, adding three touchdowns...ranked ninth in the NFL in rushing yards...added 224 receiving yards on 28 receptions and one score...**vs. Dallas (9/17):** Rushed 25 times for 118 yards and added one TD...registered his first 100-yard contest of the season...**vs. Cincinnati (11/19):** Scored his second touchdown of the season...**at Indianapolis (12/14):** Recorded a season-best 158 rushing yards on 30 attempts, good for the third-highest output of his career...**at Washington (12/24):** Posted a season-high seven receptions that totaled a season-high 45 receiving yards...also added 88 yards on the ground and one rushing score.

2016 SEASON: Managed 437 yards on 110 carries (4.0 avg.) with four touchdowns, adding 16 receptions for 128 yards (8.0 avg.) and one touchdown in seven appearances with Denver...placed on the reserve/injured List in October for the remainder of the campaign...**vs. Carolina (9/8):** Rushed 20 times in the season-opener for 92 yards and tallied one touchdown...added four receptions for 47 yards while also adding a touchdown in the receiving game...**vs. Indianapolis (9/18):** Rushed 20 times in two-consecutive contests, compiling 74 yards on the ground and adding one score...added three receptions for 19 yards...**vs. Houston (10/24):** Notched his fifth career 100-yard rushing game, totaling 107 yards and one score on 16 rush attempts (6.7 avg.).

2015 SEASON: Appeared in 15 games and made six starts in regular season action for the Broncos, finishing second on the team with 720 yards on 152 carries (4.7 avg.) with five touchdowns in addition to his 25 receptions for 183 yards (7.3 avg.)...posted

234 yards on 54 carries in postseason action with two rushing touchdowns...led the NFL in postseason rushing yardage and also accumulated the third-highest rushing total in a Super Bowl contest (90 yards) by an undrafted free agent...**vs. Green Bay (11/1):** Notched his third career 100-yard contest of his career, tallying 101 yards on 14 attempts (7.2 avg.)...scored on a 28-yard rush...**vs.**

New England (11/29): Recorded the fourth overtime touchdown in club history on a 48-yard run...finished with 15 carries for 113 yards (7.5 avg.) and for the end zone two times...named AFC Offensive Player of the Week for his efforts...**Divisional Round**

vs. Pittsburgh (1/17/16): Rushed 15 times for 72 yards (4.8 avg.) with a 1-yard touchdown while adding two receptions for 11 yards...**AFC Championship vs. New England (1/24/16):** Carried the ball 16 times for 72 yards (4.5 avg.) and caught three passes for 18 yards (6.0 avg.) in the AFC Championship game...

Super Bowl 50 vs. Carolina (2/7/16): Rushed 23 times for 90 yards and added one score in the team's Super Bowl victory over the Panthers...his 90 rushing yards represented the third-highest rushing total by an undrafted free agent in Super Bowl history.

2014 SEASON: Started seven-of-15 contests for the Broncos during regular season action, totaling a then-career-high 849 yards on 179 rush attempts (4.7 avg.)...tallied 324 receiving yards on 34 receptions (9.5 avg.)...totaled a career-high eight rushing scores and two receiving scores, earning his first Pro Bowl selection and becoming just the fifth undrafted running back in NFL history to receive the honor...his 10 total touchdowns on the year marked the most by an undrafted Bronco in club history...

at Oakland (11/9): Racked up 163 yards from scrimmage (90 rushing, 73 receiving)...**at Rams (11/16):** Made his first career start...**vs. Miami (11/23):** Posted 167 yards on the ground...**at Kansas City (11/30):** Registered a career-high 168 yards rushing, the most by an undrafted player in franchise history...earned FedEx Ground Player of the Week honors for his performance...

led all NFL players with 709 total yards in the month of November, good for third in franchise history for most yards in a single month...**vs. Buffalo (12/7):** Tallied a career-high three rushing TDs...**vs. Oakland (12/28):** Rushed for another three TDs to tie a career high previously set three weeks earlier...led the NFL with seven rushing touchdowns in December, tying for the third-most rushing scores by an undrafted player in a single month in NFL history...named AFC Offensive Player of the Week for his three-score performance against the Raiders.

2013 SEASON: Appeared in five regular seasons contests as a rookie with Denver after signing as an undrafted free agent... finished his first season in the NFL with 38 rushing yards on seven carries (5.4 avg.)...**vs. Washington (10/27):** Made his NFL debut... **Super Bowl XLVII vs. Seattle (2/2/14):** Rushed two times for nine yards and recorded his first career reception that went for 14 yards.

COLLEGE: Appeared in all 25 games in two seasons at Cal, making two starts...transferred from Laney College...totaled 1,135 yards and 12 touchdowns on 198 carries (5.7 avg.) for the Golden Bears and added 22 receptions for 350 yards and an additional two touchdowns...as a senior, totaled 126 carries



for 790 yards (6.3 avg.) and four touchdowns...tallied three 100-yard contests on the year...earned first-team All-American honors and led the NorCal conference in rushing during his final season at Laney College in 2010, racking up 1,644 yards and adding 13 touchdowns on 2016 carries (8.0 avg.)...majored in interdisciplinary studies at Cal.

PERSONAL: Attended Bethel High School in Vallejo, Calif.... rushed for just under 4,000 yards during his prep career and led his team to four consecutive postseason appearances.

C.J. ANDERSON NFL STATISTICS



REGULAR SEASON

Year	Team	G/S	No.	Receiving				Att.	Rushing			
				Yards	Avg.	Long	TD		Yards	Avg.	Long	TD
2013	Denver Broncos	5/0	0	0	0.0	0	0	7	38	5.4	11	0
2014	Denver Broncos	15/7	34	324	9.5	51t	2	179	849	4.7	27	8
2015	Denver Broncos	15/6	25	183	7.3	27	0	152	720	4.7	48t	5
2016	Denver Broncos	7/7	16	128	8.0	25t	1	110	437	4.0	28	4
2017	Denver Broncos	16/16	28	224	8.0	25	1	245	1,007	4.1	40	3
2018	Carolina/Oakland/LA	11/3	5	41	8.2	24t	1	67	403	6.0	46	2
Totals		69/39	108	900	8.3	51t	5	760	3,454	4.5	48t	22

POSTSEASON

Year	Team	G/S	No.	Receiving				Att.	Rushing			
				Yards	Avg.	Long	TD		Yards	Avg.	Long	TD
2013	Denver Broncos	1/0	1	14	14.0	14	0	2	9	4.5	6	0
2014	Denver Broncos	1/1	6	29	4.8	15	0	18	80	4.4	22	0
2015	Denver Broncos	3/1	9	39	4.3	8	0	54	234	4.3	34	2
Totals		5/2	16	82	5.1	15	0	74	323	4.4	34	2

C.J. ANDERSON GAME-BY-GAME



2018 Carolina Panthers

Game	W/L	P/S	Receiving					Rushing				
			No.	Yards	Avg.	Long	TD	Att.	Yards	Avg.	Long	TD
Dal 9/9	W	1/0	0	0	0.0	0	0	7	35	5.0	9	0
at Atl 9/16	L	1/1	0	0	0.0	0	0	3	31	10.3	22	0
Cin 9/23	W	1/0	1	24	24.0	24	1	2	9	4.5	6	0
NYG 10/7	W	1/0	0	0	0.0	0	0	4	9	2.3	5	0
at Was 10/14	L	1/0	0	0	0.0	0	0	0	0	0.0	0	0
at Phi 10/21	W	1/0	0	0	0.0	0	0	0	0	0.0	0	0
Bal 10/28	W	1/0	0	0	0.0	0	0	5	20	4.0	7	0
TB 11/4	W	1/0	0	0	0.0	0	0	1	1	1.0	1	0
at Pit 11/8	L	1/0	0	0	0.0	0	0	2	-1	-0.5	3	0
Totals	6-3	9/1	1	24	24.0	24	1	24	104	4.3	22	0

2018 Oakland Raiders

Game	W/L	P/S	Receiving					Rushing				
			No.	Yards	Avg.	Long	TD	Att.	Yards	Avg.	Long	TD
Pit 12/9	W	0/0	0	0	0.0	0	0	0	0	0.0	0	0
Totals	1-0	0/0	0	0	0.0	0	0	0	0	0.0	0	0

2018 Los Angeles Rams

Game	W/L	P/S	Receiving					Rushing				
			No.	Yards	Avg.	Long	TD	Att.	Yards	Avg.	Long	TD
at Ari 12/23	W	1/1	1	-5	-5.0	-5	0	20	167	8.4	46	1
SF 12/30	W	1/1	3	22	7.3	13	0	23	132	5.7	13	1
2018 Totals	9-3	11/3	5	41	8.2	24	1	67	403	6.0	46	2

2016 Denver Broncos

Game	W/L	P/S	Receiving					Rushing				
			No.	Yards	Avg.	Long	TD	Att.	Yards	Avg.	Long	TD
Car 9/8	W	1/1	4	47	11.8	25	1	20	92	4.6	28	1
Ind 9/18	W	1/1	3	19	6.3	11	0	20	74	3.7	13	1
at Cin 9/25	W	1/1	1	4	4.0	4	0	14	37	2.6	13	0
at TB 10/2	W	1/1	1	3	3.0	3	0	19	49	2.6	12	1
Atl 10/9	L	1/1	3	21	7.0	2	0	11	41	3.7	10	0
at SD 10/13	L	1/1	4	34	8.5	9	0	10	37	3.7	11	0
Hou 10/24	W	1/1	0	0	0	0	0	16	107	6.7	19	1
SD 10/30	W					Inactive						
at Oak 11/6	L					Inactive						
at NO 11/13	W					Inactive						
KC 11/27	L					Inactive						
at Jax 12/4	W					Inactive						
at Ten 12/11	L					Inactive						
NE 12/18	L					Inactive						
at KC 12/25	L					Inactive						
Oak 1/1/17	W					Inactive						
Totals	9-7	7/7	43	327	7.6	33	0	278	885	3.2	24t	6

2014 Denver Broncos

Game	W/L	P/S	Receiving					Rushing				
			No.	Yards	Avg.	Long	TD	Att.	Yards	Avg.	Long	TD
Ind 9/7	W	1/0	0	0	0.0	0	0	4	27	6.8	13	0
KC 9/14	W	1/0	0	0	0.0	0	0	5	31	6.2	13	0
at Sea 9/21	L	1/0	1	1	1.0	1	0	2	-3	-1.5	-1	0
Ari 10/5	W					Inactive						
at NYJ 10/12	W	1/0	2	18	9.0	10	0	11	22	2.0	10	0
SF 10/19	W	1/0	0	0	0.0	0	0	2	9	4.5	5	0
SD 10/23	W	1/0	0	0	0.0	0	0	1	0	0.0	0	0
at NE 11/2	L	1/0	3	33	11.0	24	0	3	18	6.0	8	0
at Oak 11/9	W	1/0	4	73	18.3	51t	1	13	90	6.9	17	0
at Stl 11/16	L	1/1	8	86	10.8	21	0	9	29	3.2	9	0
Mia 11/23	W	1/1	4	28	7.0	9	0	27	167	6.2	26	1
at KC 11/30	W	1/1	2	17	8.5	15	1	32	168	5.3	20	0
Buf 12/7	W	1/1	0	0	0.0	0	0	21	58	2.8	10	3
at SD 12/14	W	1/1	2	11	5.5	8	0	29	85	2.9	9	0
at Cin 12/22	L	1/1	8	55	6.9	20	0	18	83	4.6	27	1
Oak 12/28	W	1/1	2	20	10.0	15	0	13	87	6.7	25	3
Totals	12-4	15/7	34	324	9.5	51t	2	179	849	4.7	27	8

2014 Postseason

Ind 1/11/15	L	1/1	6	29	4.8	15	0	18	80	4.4	22	0
Totals	0-1	1/1	6	29	4.8	15	0	18	80	4.4	22	0

2017 Denver Broncos

Game	W/L	P/S	Receiving					Rushing				
			No.	Yards	Avg.	Long	TD	Att.	Yards	Avg.	Long	TD
LAC 9/11	W	1/1	1	7	7.0	7	0	20	81	4.1	18	0
Dal 9/17	W	1/1	3	36	12.0	16t	1	25	118	4.7	28	1
at Buf 9/24	L	1/1	2	7	3.5	5	0	8	36	4.5	32	0
Oak 10/1	W	1/1	4	17	4.3	8	0	20	95	4.8	40	0
NYG 10/15	L	1/1	0	0	0.0	0	0	9	17	1.9	6	0
at LAC 10/22	L	1/1	1	17	17.0	17	0	10	44	4.4	11	0
at KC 10/30	L	1/1	1	7	7.0	7	0	15	78	5.2	12	0
at Phi 11/5	L	1/1	0	0	0.0	0	0	9	134	1.4	4	0
NE 11/12	L	1/1	1	1	1.0	1	0	10	54	5.4	21	0
Cin 11/19	L	1/1	2	19	9.5	13	0	13	37	2.8	7	1
at Oak 11/26	L	1/1	0	0	0.0	0	0	5	12	2.4	4	0
at Mia 12/3	L	1/1	4	43	10.8	25	0	15	67	4.5	14	0
NYJ 12/10	W	1/1	2	25	12.5	13	0	22	48	2.2	7	0
at Ind 12/14	W	1/1	0	0	0.0	0	0	30	158	5.3	16	0
at Was 12/24	L	1/1	7	45	6.4	14	0	16	88	5.5	21	1
KC 12/31	L	1/1	0	0	0.0	0	0	18	61	3.4	10	0
Totals	5-11	16/16	28	224	8.0	25	1	245	1,007	4.1	40	3

2015 Denver Broncos

Game	W/L	P/S	Receiving					Rushing				
			No.	Yards	Avg.	Long	TD	Att.	Yards	Avg.	Long	TD
Balt 9/13	W	1/1	4	19	4.8	8	0	12	29	2.4	6	0
at KC 9/17	W	1/1	1	2	2.0	2	0	12	27	2.3	14	0
at Det 9/27	W	1/1	1	9	9.0	9	0	8	18	2.3	5	0
Mini 10/4	W	1/1	1	27	27.0	27	0	11	43	3.9	13	0
at Oak 10/11	W	1/1	2	18	9.0	10	0	11	22	2.0	10	0
at Cle 10/28	W	1/1	4	25	6.3	11	0	13	41	3.2	11	0
GB 11/1	W	1/0	1	5	5.0	5	0	14	101	7.2	28	1
at Indy 11/8	L	1/0	1	4	4.0	4	0	7	34	4.9	12	0
KC 11/15	L	1/0	0	0	0.0	0	0	2	9	4.5	5	0
at Chi 11/22	W	1/0	2	13	6.5	12	0	12	59	4.9	15	0
NE 11/29	W	1/0	4	40	10.0	20	0	15	113	7.5	48t	2
at SD 12/6	W	1/0	1	12	12.0	12	0	7	42	6.0	22	0
Oak 12/13	L					Did not play						
at Pit 12/20	L	1/0	1	6	6.0	6	0	4	14	3.5	5	0
Cin 12/28	W	1/0	1	8	8.0	8	0	9	73	8.1	39	1
at SD 1/3/16	W	1/0	1	-5	-5.0	-5	0	15	95	6.3	27	1
Totals	12-4	15/6	25	183	7.3	27	0	152	720	4.7	48t	5

2015 Postseason

Pit 1/17/16	W	1/0	2	11	5.5	7	0	15	72	4.8	34	1
NE 1/24/16	W	1/0	3	18	6.0	8	0	16	72	4.5	30	0
Car 2/7/16	W	1/1	4	10	2.5	7	0	23	90	3.9	34	1
Totals	3-0	3/1	9	39	4.3	8	0	54	234	4.3	34	2

2013 Denver Broncos

Game	W/L	P/S	Receiving					Rushing				
			No.	Yards	Avg.	Long	TD	Att.				



26 MARK BARRON

Linebacker // Alabama // Mobile, Ala.

Ht./Wt.: 6-2/230

NFL Exp.: 7th (5th Rams)

GP/GS: 104/93, (Playoffs): (1/1)

Birth Date: 10/27/1989

Acquired: T(TB)-2014

TRANSACTIONS: Acquired by the Rams via trade in exchange for undisclosed draft picks (10/29/14)...originally selected by the Tampa Bay Buccaneers in the first round of the 2012 draft (7th overall).

PRO: Seventh-year pro...joined the Rams in 2014 and has played in 104 games with 93 starts...posted 698 career tackles (540 solo), including 9.0 sacks...recorded eight career interceptions, 41 pass breakups and forced five fumbles...finished fourth on the team in tackles in 2018 (60) after ranking second on the team in tackles in 2017 (108) and 2016 (147) and leading the Rams in 2015 (135)...started in his NFL debut against Carolina (9/9/12).

2018 SEASON: vs. San Francisco (12/30): Started at linebacker... finished second on the team with six tackles (four solo)...recorded his first sack of the season, bringing his career total to 9.0... forced one fumble, his first of the season...**vs. Arizona (12/23):** Started at linebacker...recorded three solo tackles...added one pass defended...**vs. Philadelphia (12/16):** Started at linebacker... tallied six tackles (four solo)...**at Chicago (12/9):** Started at linebacker...recorded three solo tackles...**at Detroit (12/2):** Started at linebacker, his 100th NFL game...recorded three solo tackles...**vs. Kansas City (11/19):** Started at linebacker...posted six total tackles (five solo)...**vs. Seattle (11/11):** Started at linebacker... recorded six tackles (four solo)...**at New Orleans (11/4):** Started at linebacker...recorded seven tackles (six solo)...**vs. Green Bay (10/28):** Started at linebacker...recorded six tackles (five solo) including one TFL...the TFL resulted in a safety, the Rams first points of the game...**at San Francisco (10/21):** Started at linebacker...tallied four tackles (one solo)...added one tackle for loss...**at Denver (10/14):** Started at linebacker...recorded one assisted tackle...**at Seattle (10/7):** Made season debut, started at linebacker...led the team with nine tackles (five solo)...**vs. Minnesota (9/27):** Declared inactive... **vs. Chargers (9/23):** Declared inactive...**vs. Arizona (9/16):** Declared inactive...**at Oakland (9/10):** Declared inactive.

2017 SEASON: Started all 14 games that he appeared in... finished the regular season ranked second on the team in tackles with 108...posted 100-plus tackles for the third-straight season... recorded a career-high three interceptions...**vs. Indianapolis (9/10):** Made three tackles and had one hit on the quarterback...**vs. Washington (9/17):** Recorded 12 tackles (10 solo)...**at Dallas (10/1):** Notched eight tackles (seven solo)...intercepted a pass and registered one pass defended...made one solo tackle on special teams...**vs. Seattle (10/8):** Led the team in tackles with 18 (14 solo) and one pass defended...**at Jacksonville (10/16):** Started at inside linebacker...collected a team-leading 14 tackles (nine solo), including one for loss...also had 1.0 sack, one pass defended and one quarterback hit...**vs. Houston (11/12):** Started at inside linebacker...tallied seven tackles (five solo)... nabbed his third interception of the season, establishing a new personal best...**vs. Philadelphia (12/10):** Recorded nine tackles (six solo), including two for loss...added one quarterback hit...**Wild Card vs. Atlanta (1/6/18):** Made first career postseason start at inside linebacker...registered 10 tackles (eight solo).

2016 SEASON: Started all 16 games, finished second on the team with a career-high 147 tackles...**vs. Seattle (9/18):** Led the team with 13 tackles (10 solo)...**at Tampa Bay (9/25):** Tallied

nine tackles (eight solo)...picked off a QB Jameis Winston pass and returned it seven yards...**at Arizona (10/2):** Recorded eight tackles (seven solo)...intercepted QB Drew Stanton to help seal the victory for his second interception in as many weeks, the first time in his career with picks in back-to-back games...**vs. New York Giants (10/23):** Tied for the team lead with 10 tackles (five solo)... notched two passes defended...**vs. Carolina (11/6):** Led the team with 11 tackles (11 solo)...sacked Panthers QB Cam Newton for a loss of eight yards...also added one special teams tackle...**at New Orleans (11/27):** Led the Rams with a season-high 18 tackles (16 solo)...added one quarterback hurry...recovered a QB Drew Brees fumble in the second quarter.

2015 SEASON: In his first full season with the Rams, he played in 16 games and started 12...finished the season as the team's leading tackler with 135 (107 solo)...also had 1.0 sack, five passes defended and four forced fumbles...marked the first season that he registered triple digit tackles in his NFL career...**at Seattle (12/27):** Started at safety...caused FB Will Tukuafu to fumble, which was scooped up by LB Akeem Ayers and returned 45 yards for a touchdown...registered three solo tackles...left the game due to concussion protocol in the second quarter and did not return...**vs. Detroit (12/13):** Started at safety...led the team in tackles with 14 (13 solo)...**vs. Arizona (12/6):** Started on defense...led the team in tackles with 10 (nine solo), ...added one pass defended and one forced fumble...**at Baltimore (11/22):** Saw action on defense and special teams...notched 11 tackles (nine solo)...**vs. Chicago (11/15):** Started on defense...led the team in tackles with 10 (eight solo)...**vs. San Francisco (11/1):** Started on defense... led the team in tackles for the second-consecutive week with 11 (10 solo)...also had one pass defended...made one special teams tackle...**vs. Cleveland (10/25):** Started at linebacker...notched a career-high 19 tackles (16 solo)...also had two forced fumbles...**at Green Bay (10/11):** Started at linebacker...tipped a pass from Packers QB Aaron Rodgers, which was intercepted by LB James Laurinatis to end Rodgers' streak of 586 consecutive passes at Lambeau without an interception...also notched six tackles (four solo) and three passes defended...**at Arizona (10/4):** Saw action on defense and special teams...registered five tackles (four solo)...forced a fumble on the opening kickoff, marked his second forced fumble of his career...**vs. Pittsburgh (9/27):** Saw action on defense and special teams...sacked Steelers QB Ben Roethlisberger for a 6-yard loss...marked his fourth sack as a Ram, and his sixth career.

2014 SEASON (ST. LOUIS): Acquired by the St. Louis Rams via trade from the Tampa Bay Buccaneers in exchange for undisclosed draft picks (10/29/14)...posted 23 tackles (16 solo), a single-season high 3.0 sacks, and one pass defended in nine games as a Ram...**at San Francisco (11/2):** Made his Rams debut...saw action on special teams...notched one special teams tackle...**at Arizona (11/9):** Saw action on defense and on special teams...tallied six tackles (four solo) and recorded his first sack as a Ram...**vs. Oakland (11/30):** Recorded his first start as a Ram at cornerback...recorded four tackles (two solo)...posted one pass defended...**at Washington (12/7):** Saw action on defense and on special teams...notched three tackles (two solo) and 1.0 sack... tallied one special teams tackle...**at Seattle (12/28):** Saw action on defense and on special teams...notched 1.0 sack.

2014 SEASON (TAMPA BAY): Started seven-of-seven games with the Bucs...made 48 tackles (34 solo)...**vs. Baltimore (10/12):** Posted seven tackles...**at New Orleans (10/5):** Recorded nine tackles and tied a career-high with two passes defended...**at Pittsburgh (9/28):** Notched seven tackles...**at Atlanta (9/18):** Talled seven tackles and one fumble recovery...**vs. St. Louis (9/14):** Registered eight tackles and one pass defended...**vs. Carolina (9/7):** Recorded seven tackles.

2013 SEASON: One of three defensive backs and 22 NFL players with 85-plus tackles, 2-plus interceptions and 2-plus sacks...ranked third on the Bucs with 88 tackles, including three for loss, two sacks, two interceptions, six passes defended and one fumble recovery...his two sacks were the most by a Buccaneers safety since Dexter Jackson recorded 2.5 in 2001...**vs. New Orleans (9/15):** Recorded a career-high 13 tackles, including one for loss, first career half-sack and a pass defended...**at New England (9/22):** Led team with 11 tackles and added an interception and half-sack...**at Seattle (11/3):** Led team with 11 (10 solo) tackles and an interception

COLLEGE: One-of-four Alabama players to be selected in the first round of the 2012 NFL Draft, tying a school record set in 2011...second safety in Alabama football history to be selected in the first round, joining George Teague (29th overall in 1993)...two-time team captain that started 39-of-53 games played (2008-11), including every game he played in his sophomore, junior and senior seasons...recorded 237 career tackles to go with 12 interceptions, 22 passes defended, 13 tackles for loss, 5.0 sacks, seven quarterback pressures, one forced fumble and one fumble recovery...his 12 interceptions rank tied for the eighth-most in school history...two-time first-team All-American...three-time All-SEC Selection...as a senior, started all 13 games at safety, ranking second on the team with 68 tackles to go with two interceptions, one sack, five tackles for loss and one fumble recovery...led defense that finished ranked first nationally in total defense (183.6 ypg), scoring defense (8.2 ppg), rushing defense (72.2 ypg), pass efficiency defense (83.7) and pass defense (111.5), just the second defense (1986 Oklahoma) to ever accomplish that feat...named Alabama Defensive Player of the Week seven times by coaches...unanimous first-team All-American (AFCA, Associated Press, FWAA, Walter Camp, Sporting News, ESPN.com, SI.com,

Rivals.com and Pro Football Weekly)...finalist for both the Jim Thorpe Award (Top Defensive Back) and Chuck Bednarik Award (Top Defensive Player)...started all 12 games he played at safety as a junior, leading the team with 75 tackles, including 54 solo...semifinalist for the Thorpe Award and a quarter finalist for the Lott Trophy (Defensive IMPACT Player of the Year)...First-team FWAA All-American...First-team All-SEC selection by league coaches and the Associated Press...six-time Alabama Defensive Player of the Week by coaching staff...as a sophomore, started all 14 games of the season at safety, ranking eighth nationally and first in the SEC with seven interceptions and second on the team with 76 tackles...seven interceptions tied for fourth-most in single season in team history...led the SEC – along with teammate Marquis Johnson – and ranked sixth nationally in passes defended with 18...first-team All-SEC selection and a third-team All-American by the Associated Press.

PERSONAL: Attended St. Paul's Episcopal High School (Mobile, Ala.)...SuperPrep and Scout.com regarded him as the eighth-best player in the state of Alabama, as he earned a five-star prospect ranking and was named first-team All-American by Scout.com during his senior campaign...during his senior season, he rushed for 1,094 yards on 122 carries with 15 touchdowns, and closed out his career when he was named the MVP of the 2007 Class 5A state championship game...had 785 yards rushing as a junior on 78 carries and added 368 receiving yards on 23 catches, scoring a total of 12 touchdowns...in addition to playing football, Barron also competed in track and field, where he won multiple Class 5A individual state titles in events ranging from shot put to long jump during the 2008 season...son of Mark Sellers and Michelle Barron...attended the Buccaneers' 2013 Draft Party, presented by Miller Lite, greeting fans and signing autographs...participated in the annual "Chalk Talk with the Buccaneers" chamber of commerce luncheon in September 2012, greeting fans and speaking on the excitement for the 2012 season...in June 2012, visited MacDill Air Force Base to tour a hurricane aircraft, witness a military dog training session, and thank civilian workers and active duty military for their service...along with the 2012 rookie class, visited St. Joseph's Children's Hospital to greet patients recovering from injury and illness...majored in consumer affairs.

MARK BARRON NFL STATISTICS



REGULAR SEASON

Year	Team	G/S	Tackles			Sacks	Yards	Interceptions			TD	PD	Fumbles		
			Total	Solo	Asst.			Int.	Yards	Long			FF	FR	Yards
2012	Tampa Bay Bucs	16/16	89	72	17	0.0	0.0	1	12	12	0	10	1	0	0
2013	Tampa Bay Bucs	14/14	88	70	18	2.0	9.5	2	0	0	0	6	0	1	0
2014	Tampa Bay Bucs	7/7	48	34	14	0.0	0.0	0	0	0	0	3	0	1	8
2014	St. Louis Rams	9/2	23	16	7	3.0	16.0	0	0	0	0	1	0	0	0
2015	St. Louis Rams	16/12	135	107	28	1.0	5.0	0	0	0	0	5	3	0	0
2016	Los Angeles Rams	16/16	147	118	29	1.0	8.0	2	8	7	0	8	0	1	0
2017	Los Angeles Rams	14/14	108	80	28	1.0	2.0	3	29	4	0	7	0	0	0
2018	Los Angeles Rams	12/12	60	43	17	1.0	10.0	0	0	0	0	1	1	0	0
Totals		104/93	698	540	158	9.0	50.5	8	63	12	0	41	4	3	8

POSTSEASON

Year	Team	G/S	Tackles			Sacks	Yards	Interceptions			TD	PD	Fumbles		
			Total	Solo	Asst.			Int.	Yards	Long			FF	FR	Yds
2017	Los Angeles Rams	1/1	10	8	2	0.0	0.0	0	0.0	0	0	0	0	0	0
Totals		1/1	10	8	2	0.0	0.0	0	0.0	0	0	0	0	0	0

Additional Career Statistics: Special Teams Tackles: Rams 2017 (1), 2016 (3), 2015 (2), 2014 (5), Bucs 2014 (1). Forced one fumble on special teams on kickoff (at Arizona, 10/4/15). Recorded a safety against Green Bay (10/28/18).

Regular Season Single Game Career Highs:

Tackles – 19, vs. Cleveland (10/25/15)
 Passes Defended – 3, at Green Bay (10/11/15)
 Interceptions – 1, many times, last vs. Houston (11/12/17)
 Sacks – 1.0, many times, last at Jacksonville (10/15/17)

Postseason Single Game Career Highs:

Tackles – 10, vs. Atlanta (1/6/18, NFC Wild Card)

MARK BARRON GAME-BY-GAME



2018 Los Angeles Rams

Game	W/L	P/S	T	S	A	Sk	Yds	Int	Yds	Lg	TD	PD	FF	FR	Yds
at Oak 9/10	W					Inactive									
Ari 9/16	W					Inactive									
LAC 9/23	W					Inactive									
Min 9/27	W					Inactive									
at Sea 10/7	W	1/1	9	5	4	0.0	0.0	0	0	0	0	0	0	0	0
at Den 10/14	W	1/1	1	0	1	0.0	0.0	0	0	0	0	0	0	0	0
at SF 10/21	W	1/1	4	1	3	0.0	0.0	0	0	0	0	0	0	0	0
GB 10/28	W	1/1	6	5	1	0.0	0.0	0	0	0	0	0	0	0	0
at NO 11/4	L	1/1	7	6	1	0.0	0.0	0	0	0	0	0	0	0	0
Sea 11/11	W	1/1	6	4	2	0.0	0.0	0	0	0	0	0	0	0	0
KC 11/19	W	1/1	6	5	1	0.0	0.0	0	0	0	0	0	0	0	0
at Det 12/2	W	1/1	3	3	0	0.0	0.0	0	0	0	0	0	0	0	0
at Chi 12/9	L	1/1	3	3	0	0.0	0.0	0	0	0	0	0	0	0	0
Phi 12/16	L	1/1	6	4	2	0.0	0.0	0	0	0	0	0	0	0	0
at Ari 12/23	W	1/1	3	3	0	0.0	0.0	0	0	0	0	1	0	0	0
SF 12/30	W	1/1	6	4	2	1.0	10.0	0	0	0	0	0	1	0	0
Totals	13-3	12/12	60	43	17	1.0	10.0	0	0	0	0	1	1	0	0

2016 Los Angeles Rams

Game	W/L	P/S	T	S	A	Sk	Yds	Int	Yds	Lg	TD	PD	FF	FR	Yds
at SF 9/12	L	1/1	2	2	0	0.0	0.0	0	0	0	0	2	0	0	0
Sea 9/18	W	1/1	13	10	3	0.0	0.0	0	0	0	0	2	0	0	0
at TB 9/25	W	1/1	9	8	1	0.0	0.0	1	7	7	0	2	0	0	0
at Ari 10/2	W	1/1	8	7	1	0.0	0.0	1	1	1	0	0	0	0	0
Buf 10/9	L	1/1	10	9	1	0.0	0.0	0	0	0	0	0	0	0	0
at Det 10/16	L	1/1	10	5	5	0.0	0.0	0	0	0	0	0	0	0	0
NYG 10/23	L	1/1	10	5	5	0.0	0.0	0	0	0	2	0	0	0	0
Car 11/6	L	1/1	11	11	0	1.0	8.0	0	0	0	0	0	0	0	0
at NYJ 11/13	W	1/1	7	5	2	0.0	0.0	0	0	0	0	0	0	0	0
Mia 11/20	L	1/1	12	11	1	0.0	0.0	0	0	0	1	0	0	0	0
at NO 11/27	L	1/1	18	16	2	0.0	0.0	0	0	0	0	0	0	1	0
at NE 12/4	L	1/1	7	5	2	0.0	0.0	0	0	0	0	0	0	0	0
Atl 12/11	L	1/1	7	6	1	0.0	0.0	0	0	0	0	0	0	0	0
at Sea 12/15	L	1/1	10	9	1	0.0	0.0	0	0	0	0	0	0	0	0
SF 12/24	L	1/1	5	4	1	0.0	0.0	0	0	0	0	0	0	0	0
Ari 11/17	L	1/1	8	5	3	0.0	0.0	0	0	0	0	1	0	0	0
Totals	4-12	16/16	147	118	29	1.0	8.0	2	8	7	0	8	0	1	0

2014 St. Louis Rams

Game	W/L	P/S	T	S	A	Sk	Yds	Int	Yds	Lg	TD	PD	FF	FR	Yds
Min 9/7															
at TB 9/14															
Dal 9/21															
Phi 10/5															
SF 10/13															
Sea 10/19															
at KC 10/26															
at SF 11/2	W	1/0	0	0	0	0.0	0.0	0	0	0	0	0	0	0	0
at Ari 11/9	L	1/0	6	4	2	1.0	7.0	0	0	0	0	0	0	0	0
Den 11/16	W	1/0	1	1	0	0.0	0.0	0	0	0	0	0	0	0	0
at SD 11/23	L	1/0	2	1	1	0.0	0.0	0	0	0	0	0	0	0	0
Oak 11/30	W	1/1	4	2	2	0.0	0.0	0	0	0	0	1	0	0	0
at Was 12/7	W	1/0	3	2	1	1.0	7.0	0	0	0	0	0	0	0	0
Ari 12/11	L	1/0	2	1	1	0.0	0.0	0	0	0	0	0	0	0	0
NYG 12/21	L	1/1	5	5	0	0.0	0.0	0	0	0	0	0	0	0	0
at Sea 12/28	L	1/0	0	0	0	1.0	2.0	0	0	0	0	0	0	0	0
Totals	4-5	9/2	23	16	7	3.0	16.0	0	0	0	0	1	0	0	0

2014 Tampa Bay Buccaneers

Game	W/L	P/S	T	S	A	Sk	Yds	Int	Yds	Lg	TD	PD	FF	FR	Yds
Car 9/7	L	1/1	7	5	2	0.0	0.0	0	0	0	0	0	0	0	0
StL 9/14	L	1/1	8	6	2	0.0	0.0	0	0	0	0	1	0	0	0
at Atl 9/18	L	1/1	7	6	1	0.0	0.0	0	0	0	0	0	0	1	8
at Pit 9/28	W	1/1	7	5	2	0.0	0.0	0	0	0	0	0	0	0	0
at NO 10/5	L	1/1	9	6	3	0.0	0.0	0	0	0	0	2	0	0	0
Bal 10/12	L	1/1	7	4	3	0.0	0.0	0	0	0	0	0	0	0	0
Min 10/26	L	1/1	3	2	1	0.0	0.0	0	0	0	0	0	0	0	0
Totals	1-6	7/7	48	34	14	0.0	0.0	0	0	0	0	3	0	1	8

2012 Tampa Bay Buccaneers

Game	W/L	P/S	T	S	A	Sk	Yds	Int	Yds	Lg	TD	PD	FF	FR	Yds
Car 9/9	W	1/1	3	3	0	0.0	0.0	0	0	0	0	2	0	0	0
at NYG 9/14	L	1/1	10	6	4	0.0	0.0	0	0	0	0	2	0	0	0
at Dal 9/23	L	1/1	6	6	0	0.0	0.0	0	0	0	0	1	0	0	0
Was 10/30	L	1/1	8	7	1	0.0	0.0	0	0	0	0	0	1	0	0
KC 10/14	W	1/1	8	6	2	0.0	0.0	1	12	12	0	1	0	0	0
NO 10/21	L	1/1	7	6	1	0.0	0.0	0	0	0	0	1	0	0	0
at Min 10/25	W	1/1	2	1	1	0.0	0.0	0	0	0	0	0	0	0	0
at Oak 11/4	W	1/1	4	2	2	0.0	0.0	0	0	0	0	0	0	0	0
SD 11/11	W	1/1	6	6	0	0.0	0.0	0	0	0	0	1	0	0	0
at Car 11/18	W	1/1	3	3	0	0.0	0.0	0	0	0	0	0	0	0	0
Atl 11/25	L	1/1	5	4	1	0.0	0.0	0	0	0	0	0	0	0	0
at Den 12/2	L	1/1	4	3	1	0.0	0.0	0	0	0	0	0	0	0	0
Phi 12/9	L	1/1	3	2	1	0.0	0.0	0	0	0	0	0	0	0	0
at NO 12/16	L	1/1	10	8	2	0.0	0.0	0	0	0	0	1	0	0	0
StL 12/23	L	1/1	8	7	1	0.0	0.0	0	0	0	0	0	0	0	0
at Atl 12/30	W	1/1	2	2	0	0.0	0.0	0	0	0	0	1	0	0	0
Totals	7-9	16/16	89	72	17	0.0	0.0	1	12	12	0	10	1	0	0

2017 Los Angeles Rams

Game	W/L	P/S	T	S	A	Sk	Yds	Int	Yds	Lg	TD	PD	FF	FR	Yds
Ind 9/10	W	1/1	3	2	1	0.0	0.0	0	0	0	0	0	0	0	0
Was 9/17	L	1/1	12	10	2	0.0	0.0	0	0	0	0	0	0	0	0
at SF 9/21	W	1/1	9	8	1	0.0	0.0	0	0	0	0	0	0	0	0
at Dal 10/1	W	1/1	8	7	1	0.0	0.0	1	4	4	0	1	0	0	0
Sea 10/8	L	1/1	18	14	4	0.0	0.0	0	0	0	0	1	0	0	0
at Jax 10/15	W	1/1	14	9	5	1.0	2.0	0	0	0	0	1	0	0	0
Ari 10/22	W	1/1	2	1	1	0.0	0.0	1	10	10	0	1	0	0	0
at NYG 11/5	W	1/1	8	6	2	0.0	0.0	0	0	0	0	1	0	0	0
Hou 11/12	W	1/1													



66 AUSTIN BLYTHE

Offensive Line // Iowa // Williamsburg, Iowa

Ht./Wt.: 6-3/298

NFL Exp.: 3rd (2nd Rams)

GP/GS: 40/18, (Playoffs): (1/0)

Birth Date: 6/16/1992

Acquired: W(IND)-2017

TRANSACTIONS: Claimed by the Rams off waivers (5/16/17)... waived by the Colts (5/15/17)...drafted by the Indianapolis Colts in the seventh round (No. 248 overall) in the 2016 NFL Draft.

PRO: Third-year pro, joined the Rams via waivers in 2017... appeared in 40 career games with 18 starts through 2018 regular season.

2018 SEASON: **vs. San Francisco (12/30):** Started at right guard... played all 73 offensive snaps...blocked for RB C.J. Anderson to record his second-consecutive 130-plus yard rushing game...**vs. Arizona (12/23):** Start at guard...played all 68 offensive snaps... paved the way for newly signed RB C.J. Anderson to rush for 167 yards and a touchdown...**vs. Philadelphia (12/16):** Started at guard...played all 76 offensive snaps...**at Chicago (12/9):** Started at guard...played all 63 offensive snaps and three special teams plays...**at Detroit (12/2):** Started at guard...paved the way for RB Todd Gurley II to rush for 132 yards and two touchdowns...played all 69 offensive snaps...**vs. Kansas City (11/19):** Played all 80 offensive snaps...provided a pocket for QB Jared Goff to complete 31-of-49 passing attempts for 413 yards...**vs. Seattle (11/11):** Started at guard...paved the way for RB Todd Gurley II to amass 160 scrimmage yards...**at New Orleans (11/4):** Started at right guard...provided time for QB Jared Goff to throw for 391 yards...**vs. Green Bay (10/28):** Started at right guard...paved the way for RB Todd Gurley II to amass 195 yards from scrimmage...played all 78 offensive snaps...**at San Francisco (10/21):** Started at right guard...paved the way for RB Todd Gurley II to score three total touchdowns...**at Denver (10/14):** Started at right guard...helped pave the way for RB Todd Gurley II to post a career-best 208 yards rushing (7.4 yards/rush) and two touchdowns...**at Seattle (10/7):** Started at right guard...led the way for QB Jared Goff to rush for two yards on a game-clinching fourth-and-one attempt...**vs. Minnesota (9/27):** Started at right guard...provided time for QB Jared Goff to post a perfect QB rating and third-straight game with 350-plus yards while completing over 75 percent of his passes, the longest streak in league history...**vs. Chargers (9/23):** Started at right guard...provided time for QB Jared Goff to throw for 350-plus yards in consecutive games...**vs. Arizona (9/16):** Second-consecutive start at right guard, played all 72 offensive snaps...**at Oakland (9/10):** Started at right guard...played all 63 offensive snaps.

2017 SEASON: Saw action in all 16 regular season games and made one start...**at San Francisco (9/21):** Entered the game at center after John Sullivan sustained an injury...played 36 snaps at

center and aided a line that helped produce 126 yards rushing on 32 carries (3.9 avg.)...**vs. Arizona (10/22):** Saw action at center and on special teams...entered game at center after John Sullivan sustained an injury...**vs. San Francisco (12/31):** Started at left guard...**Wild Card vs. Atlanta (1/6/18):** Saw action on special teams.

2016 SEASON: Competed in eight games and made one start at right guard...saw action in his first career NFL game as an eligible lineman and on special teams in a Week 3 win against San Diego (9/25)...first career start at right guard in a Week 4 contest against Jacksonville...participated on special teams Weeks 5-9 and Week 15.

COLLEGE: Saw action in 52 games with 51 starts as a four-year starter for Iowa...helped bolster a Hawkeye offensive line that allowed the team to start the 2015 campaign 12-0 and earn a spot in the Big Ten Championship and Rose Bowl games...started all 14 games in 2015 and named a team captain...an All-American third-team selection by Associated Press...in 2014, started all 13 games including six games at C, one at RG, and the final six at LG...started all 13 games at C in 2013 and helped the Hawkeyes to an 8-4 record and an Outback Bowl appearance as a redshirt sophomore...played in 10 games earning nine starts at right guard as a redshirt freshman in 2012...redshirted as a true freshman in 2011.

PERSONAL: Name pronounced "BLY-th"...attended Williamsburg (Iowa) High School where he was a senior captain, two-time first team all-state selection, three-time first team all-district and All-America honorable mention...a member of the high school wrestling team where he earned three consecutive state heavyweight wrestling titles and placed second as a freshman...holds the state record with 143 career pins...studied communications at Iowa.

Blythe's Career Games/Starts:

Year	Teams	GP/GS
2018	Los Angeles Rams	16/16
2017	Los Angeles Rams	16/1
	<i>Postseason</i>	<i>1/0</i>
2016	Indianapolis Colts	8/1
Totals		40/18
	<i>Postseason</i>	<i>1/0</i>



90 MICHAEL BROCKERS

Defensive Line // LSU // Houston, Texas

Ht./Wt.: 6-5/305

NFL Exp.: 7th (7th Rams)

GP/GS: 107/105, (Playoffs): (1/1)

Birth Date: 12/21/1990

Acquired: D1-2012 (No. 14)

TRANSACTIONS: Selected by the Rams in the first round (14th overall) of the 2012 NFL Draft (4/26/12).

PRO: Seventh-year pro has played in 107 career games with 105 starts...recorded 462 career tackles (253 solo), with 20.0 sacks... named to the Pro Football Writers of America/Pro Football Weekly All-Rookie team in 2012...voted a captain for the 2018 season by his teammates.

2018 SEASON: vs. **San Francisco (12/30):** Started at defensive end...recorded four assisted tackles and one quarterback hit... vs. **Arizona (12/23):** Started at defensive end...recorded one solo tackle...vs. **Philadelphia (12/16):** Started at defensive end and played 48 defensive snaps...recorded five tackles (two solo)...at **Chicago (12/9):** Started at defensive end...recorded six tackles (four solo)...at **Detroit (12/2):** Started at defensive end...posted one solo tackle...added one QB hit...vs. **Kansas City (11/19):** Started his 100th game...posted two tackles (one solo)...vs. **Seattle (11/11):** Started at defensive end...recorded three solo tackles...at **New Orleans (11/4):** Started at defensive end, his 100th-career game played...led all defensive linemen with five tackles (four solo)...vs. **Green Bay (10/28):** Started at defensive end...tallied two solo tackles, including one TFL... at **San Francisco (10/21):** Started at defensive end...finished with five tackles (four solo)...added two tackles for loss and one QB hit...at **Denver (10/14):** Started at defensive end...led all defensive linemen with five tackles (four solo)...at **Seattle (10/7):** Started and recorded four tackles (one solo)...vs. **Minnesota (9/27):** Started and recorded three tackles (one solo)...vs. **Chargers (9/23):** Started and recorded two tackles (one solo)... vs. **Arizona (9/16):** Started and recorded two assisted tackles... at **Oakland (9/10):** Started and recorded five tackles (four solo), tallied the Rams first sack of the 2018 season.

2017 SEASON: Started 15-of-16 regular season games, finished fifth on the team in tackles with 65...recorded 4.5 sacks, the second-most in a single season in his career...vs. **Indianapolis (9/10):** Led the team in tackles with six (three solo), including one tackle for loss...also notched one hit on the quarterback...at **Dallas (10/1):** Recorded five tackles (three solo), including one for loss...tallied one sack, two quarterback hits and two passes defended...at **Jacksonville (10/16):** Collected five tackles (four solo), including one for loss...also had 1.0 sack and one hit of the quarterback...vs. **Houston (11/12):** Registered four tackles (two solo), including one for loss...added 1.0 sack, a pass defended and a hit on the quarterback...at **Arizona (12/3):** Made five tackles (three solo)...also blocked a field goal attempt...vs. **Philadelphia (12/10):** Started at defensive tackle...tallied three tackles (two solo), including one for a loss...notched one sack and one quarterback hit...**Wild Card vs. Atlanta (1/6/18):** Made first career postseason start at defensive tackle...registered one tackle and split a sack.

2016 SEASON: Started all 14 games he played, finished third among Rams defensive linemen with 58 tackles...at **San Francisco (9/12):** Recorded seven total tackles (two solo)...at **New Orleans (11/27):** Led the defensive line with six tackles (four solo)...also added two quarterback hits.

2015 SEASON: Started 16 games at defensive tackle...tallied 74 tackles (44 solo), 3.0 sacks, 18 quarterback pressures and

six quarterback hits on the season...vs. **Detroit (12/13):** Sacked QB Matt Stafford for an 8-yard loss...marked his third sack of the season and 14.5 career...also credited with two assisted tackles, two quarterback pressures and one hit on the quarterback...vs. **San Francisco (11/1):** Sacked 49ers QB Colin Kaepernick for a 3-yard loss, his second sack of the season...registered six tackles (four solo)...**Week 7 vs. Cleveland (10/25):** Recorded four tackles (three solo)...vs. **Seattle (9/13):** Established a new career-high in tackles with 13, good for the team lead in tackles.

2014 SEASON: Started 16 games...finished the season with 73 tackles (31 solo), two sacks and 14 quarterback pressures... at **San Francisco (11/2):** Tallied five tackles (four solo) and 1.0 sack, his first of the season...at **San Diego (11/23):** Tallied five tackles (two solo) and 1.0 sack...at **Seattle (12/28):** Posted a season-high 10 tackles (three solo).

2013 SEASON: Started 16 games at right defensive tackle... led all Rams defensive linemen with 75 tackles...finished with a career-high 5.5 sacks on the year...vs. **Jacksonville (10/6):** Sacked Jaguars QB Blaine Gabbert for a 4-yard loss...marked his first sack of the season...tallied four tackles (two solo)...also caused one fumble...at **Houston (10/13):** Recorded 2.0 sacks on Texans QB Matt Schaub...marks second consecutive game with a sack, pushes his season total to 3.5 and career to 7.5...added seven solo tackles, including three for loss...vs. **Seattle (10/28):** Tallied six tackles (one solo)...part of a defensive line that helped limit the Seahawks to just 44 rushing yards...vs. **Chicago (11/24):** Recorded two tackles (one solo)...also caused one fumble and had two quarterback pressures...at **San Francisco (12/1):** Sacked 49ers QB Colin Kaepernick...added a second sack on Kaepernick to give him four career multiple sack games...added seven tackles (two solo)...vs. **New Orleans (12/15):** Batted down a Saints K Garrett Hartley 36-yard field goal attempt...also recorded six tackles (four solo) and one hit on the quarterback... at **Seattle (12/29):** Posted a season-high 10 tackles (eight solo), including two for loss.

2012 SEASON: Named to Pro Football Weekly's All-Rookie Team...led all Rams defensive linemen in tackles (63) despite missing three games...also had 4.0 sacks and 13 quarterback pressures during rookie season...vs. **Seattle (9/30):** Saw his first NFL action, starting at right defensive tackle...recorded two assisted tackles...vs. **Green Bay (10/21):** Started at right defensive tackle...sacked Packers' QB Aaron Rodgers for a loss of four yards, his first career sack...notched a season-high seven tackles (four solo)...at **San Francisco (11/11):** Started at right defensive tackle...split a sack on 49ers QB Alex Smith with DE Robert Quinn for a two-yard loss...notched a solo sack on Smith to give him 1.5 on the day and 2.5 on the season...also made five tackles (three solo), one quarterback pressure and one hit on the quarterback...vs. **San Francisco (12/2):** Started at right defensive tackle...notched a season-high among Rams defensive linemen in tackles with 11 (five solo), including one for loss...at **Buffalo (12/9):** Started at right defensive tackle... split a sack on Buffalo QB Ryan Fitzpatrick on the first drive of the game...tallied a solo sack for a loss of six yards to push his season total to 4.0...forced a RB Fred Jackson fumble, which was recovered by LB James Laurinaitis and returned four yards...marks the first forced fumble of his career...also made six tackles (five solo), including one

MICHAEL BROCKERS GAME-BY-GAME CONT.



2016 Los Angeles Rams

Game	W/L	P/S	T	S	A	Sk	Yds	Int	Yds	Lg	TD	PD	FF	FR	Yds
at SF 9/12	L	1/1	7	2	5	0.0	0.0	0	0	0	0	0	0	0	0
Sea 9/18	W	1/1	2	1	1	0.0	0.0	0	0	0	0	0	0	0	0
at TB 9/25	W	1/1	5	3	2	0.0	0.0	0	0	0	0	0	0	0	0
at Ari 10/2	W	1/1	5	3	2	0.0	0.0	0	0	0	0	0	0	0	0
Buf 10/9	L							Inactive							
at Det 10/16	L	1/1	3	2	1	0.0	0.0	0	0	0	1	0	0	0	0
NYG 10/23	L							Inactive							
Car 11/6	L	1/1	1	0	1	0.0	0.0	0	0	0	0	0	0	0	0
at NYJ 11/13	W	1/1	3	1	2	0.0	0.0	0	0	0	0	0	0	0	0
Mia 11/20	L	1/1	5	3	2	0.0	0.0	0	0	0	0	0	0	0	0
at NO 11/27	L	1/1	6	4	2	0.0	0.0	0	0	0	0	0	0	0	0
at NE 12/4	L	1/1	6	5	1	0.0	0.0	0	0	0	0	1	0	0	0
Atl 12/11	L	1/1	4	3	1	0.0	0.0	0	0	0	1	0	0	0	0
at Sea 12/15	L	1/1	3	1	2	0.0	0.0	0	0	0	0	0	0	0	0
SF 12/24	L	1/1	5	3	2	0.0	0.0	0	0	0	0	1	0	0	0
Ari 1/1/17	L	1/1	3	2	1	0.0	0.0	0	0	-	0	0	0	0	0
Totals	4-12	14/14	58	33	25	0.0	0.0	0	0	0	0	3	1	0	0

2014 St. Louis Rams

Game	W/L	P/S	T	S	A	Sk	Yds	Int	Yds	Lg	TD	PD	FF	FR	Yds
Min 9/7	L	1/1	3	2	1	0.0	0.0	0	0	0	0	0	0	0	0
at TB 9/14	W	1/1	1	0	1	0.0	0.0	0	0	0	0	0	0	0	0
Dal 9/21	L	1/1	6	4	2	0.0	0.0	0	0	0	0	0	0	0	0
Phi 10/5	L	1/1	1	0	1	0.0	0.0	0	0	0	0	0	0	1	0
SF 10/13	L	1/1	4	3	1	0.0	0.0	0	0	0	0	0	0	0	0
Sea 10/19	W	1/1	4	0	4	0.0	0.0	0	0	0	0	0	0	0	0
at KC 10/26	L	1/1	3	2	1	0.0	0.0	0	0	0	0	0	0	0	0
at SF 11/2	W	1/1	5	4	1	1.0	4.0	0	0	0	0	0	0	0	0
at Ari 11/9	L	1/1	2	0	2	0.0	0.0	0	0	0	0	0	0	0	0
Den 11/16	W	1/1	2	1	1	0.0	0.0	0	0	0	0	0	0	0	0
at SD 11/23	L	1/1	5	2	3	1.0	4.0	0	0	0	0	0	0	0	0
Oak 11/30	W	1/1	8	6	2	0.0	0.0	0	0	0	0	0	0	0	0
at Was 12/7	W	1/1	2	0	2	0.0	0.0	0	0	0	0	0	0	0	0
Ari 12/11	L	1/1	8	2	6	0.0	0.0	0	0	0	0	0	0	0	0
NYG 12/21	L	1/1	9	2	7	0.0	0.0	0	0	0	0	0	0	0	0
at Sea 12/28	L	1/1	10	3	7	0.0	0.0	0	0	0	0	0	0	0	0
Totals	6-10	16/16	73	31	42	2.0	8.0	0	0	0	0	0	0	1	0

2012 St. Louis Rams

Game	W/L	P/S	T	S	A	Sk	Yds	Int	Yds	Lg	TD	PD	FF	FR	Yds
at Det 9/9	L							Inactive							
Was 9/16	W							Inactive							
at Chi 9/23	L							Inactive							
Sea 9/30	W	1/1	2	0	2	0.0	0	0	0	0	0	0	0	0	0
Ari 10/4	W	1/1	2	2	0	0.0	0	0	0	0	0	0	0	0	0
at Mia 10/14	L	1/1	1	0	1	0.0	0	0	0	0	0	0	0	0	0
GB 10/21	L	1/1	7	4	3	1.0	4	0	0	0	0	0	0	0	0
NE 10/28	L	1/0	2	0	2	0.0	0	0	0	0	1	0	0	0	0
at SF 11/11	T	1/1	5	3	2	1.5	8	0	0	0	0	0	0	0	0
NYJ 11/18	L	1/1	6	4	2	0.0	0	0	0	0	0	0	0	0	0
at Ari 11/25	W	1/1	6	3	3	0.0	0	0	0	0	0	0	0	0	0
SF 12/2	W	1/1	11	5	6	0.0	0	0	0	0	0	0	0	0	0
at Buf 12/9	W	1/1	6	5	1	1.5	6.5	0	0	0	0	1	0	0	0
Min 12/16	L	1/1	7	2	5	0.0	0	0	0	0	0	0	0	0	0
at TB 12/23	W	1/1	5	1	4	0.0	0	0	0	0	1	0	0	0	0
at Sea 12/30	L	1/1	3	2	1	0.0	0	0	0	0	0	0	0	0	0
Totals	7-8-1	13/12	63	31	32	4.0	18.5	0	0	0	0	2	1	0	0

2015 St. Louis Rams

Game	W/L	P/S	T	S	A	Sk	Yds	Int	Yds	Lg	TD	PD	FF	FR	Yds
Sea 9/13	W	1/1	13	6	7	0.0	0.0	0	0	0	0	0	0	0	0
at Was 9/20	L	1/1	9	6	3	0.0	0.0	0	0	0	0	0	0	0	0
Pit 9/27	L	1/1	5	4	1	0.0	0.0	0	0	0	0	0	0	0	0
at Ari 10/4	W	1/1	2	0	2	0.0	0.0	0	0	0	0	0	0	0	0
at GB 10/11	L	1/1	5	3	2	1.0	3.0	0	0	0	0	0	0	0	0
Cle 10/25	W	1/1	4	3	1	0.0	0.0	0	0	0	0	0	0	0	0
SF 11/1	W	1/1	6	4	2	1.0	3.0	0	0	0	0	0	0	0	0
at Min 11/8	L	1/1	4	4	0	0.0	0.0	0	0	0	0	0	0	0	0
Chi 11/15	L	1/1	4	3	1	0.0	0.0	0	0	0	0	0	0	0	0
at Bal 11/22	L	1/1	7	4	3	0.0	0.0	0	0	0	0	0	0	0	0
at Cin 11/29	L	1/1	3	3	0	0.0	0.0	0	0	0	0	0	0	0	0
Ari 12/6	L	1/1	3	0	3	0.0	0.0	0	0	0	0	0	0	0	0
Det 12/13	W	1/1	2	0	2	1.0	8.0	0	0	0	0	0	0	0	0
TB 12/17	W	1/1	3	2	1	0.0	0.0	0	0	0	0	0	0	0	0
at Sea 12/27	W	1/1	3	1	2	0.0	0.0	0	0	0	0	0	0	0	0
at SF 1/3/16	L	1/1	1	1	0	0.0	0.0	0	0	0	0	0	0	0	0
Totals	7-9	16/16	74	44	30	3.0	14.0	0	0	0	0	0	0	0	0

2013 St. Louis Rams

Game	W/L	P/S	T	S	A	Sk	Yds	Int	Yds	Lg	TD	PD	FF	FR	Yds
Ari 9/8	W	1/1	4	3	1	0.0	0.0	0	0	0	0	0	0	0	0
at Atl 9/15	L	1/1	1	1	0	0.0	0.0	0	0	0	0	0	0	0	0
at Dal 9/22	L	1/1	5	2	3	0.0	0.0	0	0	0	0	0	0	0	0
SF 9/26	L	1/1	3	2	1	0.5	4.0	0	0	0	0	0	0	0	0
Jax 10/6	W	1/1	4	2	2	1.0	3.0	0	0	0	0	0	1	0	0
at Hou 10/13	W	1/1	7	7	0	2.0	4.0	0	0	0	0	0	0	0	0
at Car 10/20	L	1/1	2	0	2	0.0	0.0	0	0	0	0	0	0	0	0
Sea 10/28	L	1/1	6	1	5	0.0	0.0	0	0	0	0	0	0	0	0
Ten 11/3	L	1/1	5	4	1	0.0	0.0	0	0	0	0	0	0	0	0
at Ind 11/10	W	1/1	4	1	3	0.0	0.0	0	0	0	0	0	0	0	0
Chi 11/24	W	1/1	2	1	1	0.0	0.0	0	0	0	0	0	1	0	0
at SF 12/1	L	1/1	7	2	5	2.0	13.0	0	0	0	0	0	0	0	0
at Ari 12/8	L	1/1	6	2	4	0.0	0.0	0	0	0	0	0	0	0	0
NO 12/15	W	1/1	6	4	2	0.0	0.0	0	0	0	0	0	0	0	0
TB 12/22	W	1/1	3	0	3	0.0	0.0	0	0	0	0	0	0	0	0
at Sea 12/29	L	1/0	10	8	2	0.0	0.0	0	0	0	0	0	0	0	0
Totals	7-9	16/16	75	40	35	5.5	24.0	0	0	0	0	0	2	0	0

41 MARQUI CHRISTIAN

Safety // **Midwestern St.** // **Spring, Texas**

Ht./Wt.: 5-11/207

NFL Exp.: 3rd (3rd Rams)

GP/GS: 39/0, (Playoffs): (0/0)

Birth Date: 10/27/1994

Acquired: W(AZ)-2016

TRANSACTIONS: Acquired via waivers by the Rams (9/28/16)... released by the Cardinals (9/27/16)...originally entered the NFL as Arizona's fifth-round draft choice (167th overall) in the 2016 NFL Draft (5/6/16).

PRO: Third-year pro, acquired by the Rams via waivers from Arizona...appeared in 39 games for the Rams...tallied 39 career tackles on defense and 10 career special teams tackles.

2018 SEASON: **vs. San Francisco (12/30):** Played 38 defensive snaps and 15 special teams plays...recorded four defensive tackles (two solo)...**vs. Arizona (12/23):** Played 25 snaps on defense in addition to 18 special teams snaps...did not record any stats...**vs. Philadelphia (12/16):** Played 10 snaps on defense in addition to 26 special teams plays...recorded one solo tackle on defense...**at Chicago (12/9):** Played 15 snaps on defense and 19 snaps on special teams...recorded one solo tackle on defense...**at Detroit (12/2):** Contributed on defense and special teams...totaled three tackles (two solo) on defense...**vs. Kansas City (11/19):** Played 34 special teams snaps and 18 defensive snaps...recorded one solo tackle on defense and one solo special teams stop...**vs. Seattle (11/11):** Appeared on defense and special teams...recorded one solo tackle on defense...**at New Orleans (11/4):** Played 11 defensive and 23 special teams snaps...recorded one solo tackle on defense...**vs. Green Bay (10/28):** Played one defense and special teams...recorded one assisted special teams tackle...**at San Francisco (10/21):** Played on defense and special teams...recorded one solo tackle on defense...**at Denver (10/14):** Played 21 special teams snaps and posted one special teams tackle...played 26 defensive snaps and recorded two tackles (one solo)...**at Seattle (10/7):** Played on defense and special teams, recorded one assisted tackle...scooped up a deflected punt and returned it 11 yards...**vs. Minnesota (9/27):** Played on defense and special teams...recorded six tackles (five solo) on defense...added first-career pass defensed...**vs. Chargers (9/23):** Saw action on defense and special teams...recorded three solo tackles

on defense...**vs. Arizona (9/16):** Saw action on defense and special teams...recorded five tackles (four solo) on defense...**at Oakland (9/10):** Saw action on defense and on special teams...posted three solo tackles.

2017 SEASON: Appeared in 12 games before being placed on injured/reserve (12/27/17)...finished the regular season with six tackles on defense and four tackles on special teams...**vs. Arizona (10/22):** Saw action on defense and on special teams...collected one tackle...**at Seattle (12/17):** Saw action on defense and on special teams...had one solo tackle...added two tackles on special teams...**at Tennessee (12/24):** Saw action on defense and on special teams...registered one tackle on defense.

2016 SEASON: Played in 11 games in his rookie season before being placed on injured/reserve on December 19...finished the season with three special teams tackles...**at Arizona (10/2):** Made his NFL debut playing on defense and special teams...**vs. Buffalo (10/9):** Appeared on defense and special teams...recorded two special teams tackles...**at New York Jets (11/13):** Served as a key contributor on special teams, registered one special teams tackle.

COLLEGE: Finished his career at Midwestern State as the Mustangs' all-time leading tackler...a three-time first-team All-Lone Star Conference selection...played in 41 games (30 starts)...recorded 295 tackles, three interceptions, four fumble recoveries, with one returned for touchdown, and three forced fumbles...as a special teams performer, returned a botched punt for a touchdown...in addition to being named a first-team All-American, was the recipient of the Cliff Harris Award, an honor given to the nation's top small college defensive player as a senior.

PERSONAL: Name pronounced "MAR-key"...attended Spring High School in Spring, Texas...registered 90 tackles, two touchdowns and two fumble recoveries, making him a first-team All-District 13-5A selection as a senior in 2011.

MARQUI CHRISTIAN NFL STATISTICS



Year	Team	REGULAR SEASON														
		Tackles		Interceptions					Fumbles							
		G/S	Total	Solo	Asst.	Sacks	Yards	Int.	Yards	Long	TD	PD	FF	FR	Yards	
2016	Los Angeles Rams	11/0	0	0	0	0.0	0.0	0	0	0	0	0	0	0	0	
2017	Los Angeles Rams	12/0	6	3	3	0.0	0.0	0	0	0	0	0	0	0	0	
2018	Los Angeles Rams	16/0	33	26	7	0.0	0.0	0	0	0	0	1	0	0	0	
Totals		39/0	39	29	10	0.0	0.0	0	0	0	0	1	0	0	0	

Additional Career Statistics: Special Teams Tackles: 2018 (3), 2017 (4), 2016 (3).



12 BRANDIN COOKS

Wide Receiver // Oregon St. // Stockton, Calif.

Ht./Wt.: 5-10/183

NFL Exp.: 5th (1st Rams)

GP/GS: 74/62, (Playoffs): (3/3)

Birth Date: 9/25/1993

Acquired: T(NE)-2018

TRANSACTIONS: Traded to the Rams (4/5/18)...Patriots exercised fifth-year option (4/29/17)...traded to New England (3/10/17)...signed by New Orleans as a first-round draft choice, No. 20 overall (5/18/14).

PRO: Fifth-year pro has played in 74 games with 62 starts...totaled 360 receptions for 5,147 yards and 32 receiving touchdowns...one of only four players to record at least three seasons of 1,000-plus receiving yards and seven touchdowns before his 25th birthday, (Randy Moss, John Jefferson and Odell Beckham Jr.)...joins only Steelers WR Antonio Brown as only wide receivers with at least 1,000 receiving yards and seven touchdowns in each of the last three seasons...became the first player in NFL history to record three consecutive 1,000-plus yard seasons on three different teams.

2018 SEASON: vs. San Francisco (12/30): Started at wide receiver and led the team with 62 yards receiving on five receptions...tallied two receiving touchdowns, his first multi-touchdown game with L.A., the sixth of his career...**vs. Arizona (12/23):** Started at wide receiver...caught three passes for 35 yards...rushed the ball three times for 27 yards with a 17-yard long...**vs. Philadelphia (12/16):** Started at wide receiver...caught six passes for 59 yards...surpassed the 5,000 yard receiving mark in his career...**at Chicago (12/9):** Started at wide receiver...caught three passes for 22 yards...**at Detroit (12/2):** Started and recorded four receptions for 62 yards...averaged 15.5 yards per reception...eclipsed the 1,000-yard receiving mark for the fourth-straight season...played one snap on special teams...**vs. Kansas City (11/19):** Started at wide receiver...recorded eight receptions for 107 yards...his third-straight 100 yard-plus outing...**vs. Seattle (11/11):** Started at wide receiver...recorded 10 receptions for 100 yards...added one rushing attempt, a nine-yard touchdown scamper...**at New Orleans (11/4):** Started at wide receiver...recorded a team-best 114 yards receiving on six receptions...marked his third 100-plus receiving yard game as a Ram...**vs. Green Bay (10/28):** Started at wide receiver...recorded three receptions for 74 yards...added two rushes resulting in nine yards...**at San Francisco (10/21):** Started a wide receiver...caught four passes for 64 yards (16.0 yards/reception)...scored his second touchdown as a Ram, his 29th-career touchdown...rushed the ball once for a seven-yard gain...**at Denver (10/14):** Started at wide receiver...tallied two receptions for 53 yards (26.5 yards/reception)...**at Seattle (10/7):** Started but did not record any stats before exiting the game with an injury in the second quarter...**vs. Minnesota (9/27):** Started and recorded 116 yards on seven receptions, his 11th-career 100-plus yard receiving outing...posted first touchdown as a Ram...was one-of-three Rams wide receivers to record over 100 yards receiving, marking the first time three wide receivers have gone over 100 yards receiving, fourth time in franchise history three different pass catchers have posted over 100 yards receiving in a game...**vs. Chargers (9/23):** Started and recorded seven receptions for 90 yards...averaged 12.9 yards per reception...**vs. Arizona (9/16):** Led the team in receptions (seven) and yards (159)...the 159 yards receiving was the third-highest output of his career...**at Oakland (9/10):** Caught five passes for 87 yards...rushed the ball once for a six yard gain...drew two pass interference calls resulting in 87 penalty yards.

2017 SEASON: Played in all 16 regular season games with 15 starts and totaled 65 receptions for 1,082 yards and seven touchdowns...tallied 40 yards rushing on nine attempts...started all three postseason contests and registered 10 receptions for 155 yards and one rush for one yard...**vs. Kansas City (9/17):** Caught three passes for 88 yards, including a team-long 54-yard reception in his Patriots debut...**vs. Houston (9/24):** Led the team in receiving with 131 yards on five catches, including two for touchdowns...**vs. Atlanta (10/22):** Caught four passes for 65 yards including the game's opening score...**vs. Oakland (11/19):** Posted six catches for a game-high 149 yards receiving and a touchdown in a game played in Mexico City...**vs. Miami (11/26):** Led the team in receiving yards with 83 yards on six receptions, including a 5-yard touchdown...added one rushing attempt resulting in 11 yards...**vs. Buffalo (12/24):** Recorded two receptions for 19 yards...tallied one rushing attempt resulting in 19 yards...**vs. New York Jets (12/31):** Caught five passes for a game-high 79 yards and one touchdown...rushed three times for eight yards...**vs. Jacksonville (1/21/18):** Tallied six catches for 100 yards in the AFC Championship Game...**vs. Philadelphia (2/4/18):** Caught one pass for 23 yards before exiting Super Bowl LII with an injury.

2016 SEASON: Appeared in all 16 games with 12 starts...recorded 78 catches for a career-high 1,173 yards...tallied eight touchdown receptions, his second-consecutive season of at least 1,000 yards...recorded six rushing attempts for 30 yards...fielded one punt return for two yards...posted touchdown catches of 98 and 87 yards, giving him the club's longest and fourth-longest receiving touchdowns...became the first player in NFL history to have two touchdown receptions of 85-plus yards in his team's first five games...**vs. Oakland (9/11):** Caught six passes for 143 yards and two touchdowns...recorded a career-long 98-yard reception...added one rushing attempt for 11 yards...**vs. Carolina (10/16):** Caught seven passes for a then career-high 173 yards and a touchdown...**at Kansas City (10/23):** Recorded seven receptions for 58 yards and a nine-yard touchdown...**at Carolina (11/17):** Caught seven passes for 42 yards...became the third player to start his career with the Saints to record at least 50 receptions in his first three seasons, joining WR Danny Abramowicz and RB Reggie Bush...**at Arizona (12/18):** Posted seven receptions for a career-best 186 yards and two touchdowns...marked the third-highest receiving total in Saints record books.

2015 SEASON: Appeared in all 16 games with 12 starts...recorded 84 receptions for 1,138 yards and nine touchdowns...led the Saints in receptions, receiving yardage and touchdowns...his 84 receptions were the most by a Saints receiver since 2010...also rushed eight times for 18 yards and returned two punts for 12 yards...**at Carolina (9/27):** Totaled seven receptions for 79 yards...**at Philadelphia (10/11):** Hauled in five passes for 107 yards with one touchdown...marked his first career 100-yard receiving game...**at Indianapolis (10/25):** Finished with a team-high 81 yards on six receptions...**vs. New York Giants (11/1):** Caught six passes for 88 yards and tied a single-game high two touchdowns...**at Washington (11/15):** Posted five receptions for 98 yards, including two scoring grabs to tie a career-high...**vs. Carolina (12/6):** Caught six passes for 104 yards, including a

54-yard touchdown...**vs. Detroit (12/21)**: Caught 10 passes for 124 yards with a touchdown, setting a single-game career-high in receptions...returned two punts for 12 yards...**vs. Jacksonville (12/27)**: Registered five receptions for 123 yards with a 71-yard touchdown...rushed a career-high four times for 10 yards...totaled 133 yards from scrimmage.

2014 SEASON: Played in 10 games with six starts...totaled 53 receptions for 550 yards and three touchdowns...rushed seven times for 73 yards and one touchdown...recorded 10 punt returns for 35 yards...added one kickoff return for 12 yards...**at Atlanta (9/7)**: Played in first career game...caught seven passes (tied for the most by a Saints rookie in their debut) for 77 yards and a touchdown...rushed once for 18 yards...**vs. Minnesota (9/21)**: Started and led the team with eight receptions for 74 yards...**vs. Tampa Bay (10/5)**: Caught a team-high nine passes for 56 yards...rushed twice for 15 yards...returned one kickoff for 12 yards...**vs. Green Bay (10/26)**: Caught a team-high six passes for 94 yards, including a 50-yard reception for a touchdown...scored first-career rushing touchdown on a four-yard sweep...became the youngest player in NFL history to record both a TD catch and run in the same game...**vs. San Francisco (11/9)**: Played on offense and special teams...posted five catches for a team-leading 90 yards and a touchdown...placed on Injured Reserve on Nov. 18.

COLLEGE: Started 29 of the 38 career games played in at Oregon State as a two-year starter for the Beavers...posted 226 receptions for 3,272 yards with 24 touchdowns...added 61 carries for 340

yards...returned 12 punts for 72 yards...fielded eight kickoffs for 179 yards for a career total of 3,863 all-purpose yards...as a junior in 2013, captured the Biletnikoff Award...named a consensus first-team All-American and All-Pac 12 choice...started all 13 games during the 2013 season...set school and conference single-season receiving records with 128 receptions for 1,730 yards...scored a school-record 16 touchdowns...gained 217 yards rushing with two touchdowns on 32 carries...added 72 yards on 12 punt returns...his 2,019 all-purpose yards ranked second on the school annual record charts...as a sophomore in 2012, was a Biletnikoff Award semi-finalist...received All-Pac 12 first-team honors from the NFL Draft report and received honorable mention from league coaches...started 13 games in 2012...recorded 67 receptions for 1,151 yards with five touchdowns...rushed 19 times for 82 yards to amass 1,233 total yards from scrimmage as a sophomore.

PERSONAL: Attended Lincoln High School (Stockton, Calif.)... was a two-time Section Offensive Player of the Year, All-Area selection and team Most Valuable Player... as a senior, registered 66 receptions for 1,125 yards and 11 touchdowns...finished senior campaign with 1,525 all-purpose yards...as a junior, posted 46 catches for 783 yards and 10 touchdowns...added 29 receptions for 600 yards and seven scores as a sophomore...closed out prep career earning six total letters – three in football, two in track and one in basketball...majored in human development and family sciences at Oregon State.

BRANDIN COOKS NFL STATISTICS



REGULAR SEASON												
Year	Team	G/S	No.	Receiving				Att.	Rushing			
				Yards	Avg.	Long	TD		Yards	Avg.	Long	TD
2014	New Orleans Saints	10/7	53	550	10.4	50t	3	7	73	10.4	28	1
2015	New Orleans Saints	16/12	84	1,138	13.5	71t	9	8	18	2.3	11	0
2016	New Orleans Saints	16/12	78	1,173	15.0	98t	8	6	30	5.0	11	0
2017	New England Patriots	16/15	65	1,082	16.6	64t	7	9	40	4.4	13	0
2018	Los Angeles Rams	16/16	80	1,204	15.1	57	5	10	68	6.8	17	1
Totals		74/62	360	5,147	14.3	98t	32	40	229	5.7	28	2

POSTSEASON												
Year	Team	G/S	No.	Receiving				Att.	Rushing			
				Yards	Avg.	Long	TD		Yards	Avg.	Long	TD
2017	New England Patriots	3/3	10	155	15.5	31	0	1	1	1.0	1	0
Totals		3/3	10	155	15.5	31	0	1	1	1.0	1	0

Regular Season Single Game Career Highs:

Receptions – 10, vs. Detroit (12/21/15)
 Receiving Yards – 186, at Arizona (12/18/16)
 Touchdowns – 2 (four times), last at Arizona (12/18/16)
 Longest Reception – 98t, vs. Oakland (9/11/16)

Postseason Single Game Career Highs:

Receptions – 6, vs. Jacksonville (1/21/18, AFC Conference Championship)
 Receiving Yards – 100, vs. Jacksonville (1/21/18, AFC Conference Championship)
 Touchdowns – 1, vs. Jacksonville (1/21/18, AFC Conference Championship)
 Longest Reception – 31, vs. Jacksonville (1/21/18, AFC Conference Championship)

BRANDIN COOKS GAME-BY-GAME



2018 Los Angeles Rams

Game	W/L	P/S	Receiving				Rushing				TD	
			No.	Yds	Avg.	Lg	Att.	Yds	Avg.	Lg		
at Oak 9/10	W	1/1	5	87	17.4	30	0	1	6	6.0	6	0
Ari 9/16	W	1/1	7	159	22.7	57	0	0	0	0.0	0	0
LAC 9/23	W	1/1	7	90	12.9	21	0	0	0	0.0	0	0
Min 9/27	W	1/1	7	116	16.6	47t	1	1	10	10.0	10	0
at Sea 10/7	W	1/1	0	0	0.0	0	0	0	0	0.0	0	0
at Den 10/14	W	1/1	2	53	26.5	44	0	0	0	0.0	0	0
at SF 10/21	W	1/1	4	64	16.0	23	1	1	7	7.0	7	0
GB 10/28	W	1/1	3	74	24.7	32	0	2	9	4.5	5	0
at NO 11/4	L	1/1	6	114	19.0	48	1	0	0	0.0	0	0
Sea 11/11	W	1/1	10	100	10.0	17	0	1	9	9.0	9t	1
KC 11/19	W	1/1	8	107	13.4	30	0	1	0	0.0	0	0
at Det 12/2	W	1/1	4	62	15.5	26	0	0	0	0.0	0	0
at Chi 12/9	L	1/1	3	22	7.3	12	0	0	0	0.0	0	0
Phi 12/16	L	1/1	6	59	9.8	20	0	0	0	0.0	0	0
at Ari 12/23	W	1/1	3	35	11.7	18	0	3	27	9.0	17	0
SF 12/30	W	1/1	5	62	12.4	21	2	0	0	0.0	0	0
Totals	13-3	16/16	80	1,204	15.1	57	5	10	68	6.8	17	1

2017 New England Patriots

Game	W/L	P/S	Receiving				Rushing				TD	
			No.	Yds	Avg.	Lg	Att.	Yds	Avg.	Lg		
KC 9/7	L	1/1	3	88	29.3	54	0	0	0	0.0	0	0
at NO 9/17	W	1/0	2	37	18.5	22	0	2	6	3.0	13	0
Hou 9/24	W	1/1	5	131	26.2	44	2	0	0	0.0	0	0
Car 10/1	L	1/1	3	38	12.7	17	0	1	4	4.0	4	0
at TB 10/5	W	1/1	5	85	17.0	34	0	0	0	0.0	0	0
at NYJ 10/15	W	1/1	6	93	15.5	42	0	0	0	0.0	0	0
Ati 10/22	W	1/1	4	65	16.3	27	1	0	0	0.0	0	0
LAC	W	1/1	5	26	5.2	9	0	0	0	0.0	0	0
at Den 11/12	W	1/1	6	74	12.3	27	0	0	0	0.0	0	0
at Oak 11/19	W	1/1	6	149	24.8	64t	1	0	0	0.0	0	0
Mia 11/26	W	1/1	6	83	13.8	37	1	1	11	11.0	11	0
at Buf 12/3	W	1/1	2	17	8.5	13	0	1	5	5.0	5	0
at Mia 12/11	L	1/1	1	38	38.0	38	0	0	0	0.0	0	0
at Pit 12/17	W	1/1	4	60	15.0	43	1	0	0	0.0	0	0
Buf 12/24	W	1/1	2	19	9.5	14	0	1	6	6.0	6	0
NYJ 12/31	W	1/1	5	79	15.8	37	1	3	8	2.7	12	0
Totals	13-3	16/15	65	1,082	16.6	64t	7	9	40	4.4	13	0

2017 Postseason

Ten 1/13/18†	W	1/1	3	32	10.7	13	0	0	0	0	0	0
Jax 1/21/18#	W	1/1	6	100	16.7	31	0	0	0	0	0	0
Phi 2/4/18\$	L	1/1	1	23	23.0	23	0	1	1	1.0	1	0
Totals	2-1	3/3	10	155	15.5	31	0	1	1	1.0	1	0

† Denotes AFC Divisional Playoff Game; #AFC Championship Game; \$ Super Bowl LII

2016 New Orleans Saints

Game	W/L	P/S	Receiving				Rushing				TD	
			No.	Yds	Avg.	Lg	Att.	Yds	Avg.	Lg		
Oak 9/11	L	1/1	6	143	23.8	98t	2	1	11	11.0	11	0
at NYG 9/18	L	1/0	7	68	9.7	18	0	0	0	0.0	0	0
Ati 9/26	L	1/0	2	13	6.5	9	0	1	6	6.0	6	0
at SD 10/2	W	1/1	3	31	10.3	15	0	0	0	0.0	0	0
Car 10/16	W	1/1	7	173	24.7	87t	1	1	2	2.0	2	0
at KC 10/23	L	1/1	7	58	8.3	14	1	0	0	0.0	0	0
Sea 10/30	W	1/1	4	44	11	20	1	0	0	0.0	0	0
at SF 11/6	W	1/0	5	66	13.2	28	0	0	0	0.0	0	0
Den 11/13	L	1/1	3	98	32.7	37	1	0	0	0.0	0	0
at Car 11/17	L	1/1	7	42	6.0	12	0	2	7	3.5	4	0
LA 11/27	W	1/1	0	0	0.0	0	0	0	0	0.0	0	0
Det 12/4	L	1/1	7	73	10.4	39	0	1	4	4.0	4	0
at TB 12/11	L	1/1	5	61	12.2	38	0	0	0	0.0	0	0
at Ari 12/18	W	1/0	7	186	26.6	65t	2	0	0	0.0	0	0
TB 12/24	W	1/1	5	98	19.6	42	0	0	0	0.0	0	0
at Ati 11/17	L	1/1	3	19	6.3	12	0	0	0	0.0	0	0
Totals	7-9	16/12	78	1,173	15.0	98t	8	6	30	5.0	11	0

2015 New Orleans Saints

Game	W/L	P/S	Receiving				Rushing				TD	
			No.	Yds	Avg.	Lg	Att.	Yds	Avg.	Lg		
at Ari 9/13	L	1/1	4	49	12.3	30	0	1	4	4.0	4	0
TB 9/20	L	1/1	5	62	12.4	21	0	1	4	4.0	4	0
at Car 9/27	L	1/1	7	79	11.3	16	0	0	0	0.0	0	0
Dal 10/4	W	1/1	4	25	6.3	13	0	0	0	0.0	0	0
at Phi 10/11	L	1/1	5	107	21.4	46	1	0	0	0.0	0	0
Ati 10/15	W	1/0	4	41	10.3	26	0	0	0	0.0	0	0
at Ind 10/25	W	1/1	6	81	13.5	47	0	0	0	0.0	0	0
NYG 11/1	W	1/0	6	88	14.7	26t	2	1	3	3.0	3	0
Ten 11/8	L	1/1	4	71	17.8	38t	1	0	0	0.0	0	0
at Was 11/15	L	1/1	5	98	19.6	60t	2	1	11	11.0	11	0
at Hou 11/29	L	1/1	5	35	7.0	11	0	0	0	0.0	0	0
Car 12/6	L	1/1	6	104	17.3	54t	1	0	0	0.0	0	0
at TB 12/13	W	1/0	3	29	9.7	14	0	0	0	0.0	0	0
Det 12/21	L	1/0	10	124	12.4	28	1	0	0	0.0	0	0
Jax 12/27	W	1/1	5	123	24.6	71t	1	4	10	2.5	5	0
at Ati 1/3/16	W	1/1	5	22	4.4	12	0	0	0	0.0	0	0
Totals	7-9	16/12	84	1,138	13.5	71t	9	8	18	2.3	11	0

2014 New Orleans Saints

Game	W/L	P/S	Receiving				Rushing				TD	
			No.	Yds	Avg.	Lg	Att.	Yds	Avg.	Lg		
at Ati 9/7	L	1/0	7	77	11.0	32	1	1	18	18.0	18	0
at Cle 9/14	L	1/1	3	17	5.7	13	0	2	31	15.5	28	0
Min 9/21	W	1/1	8	74	9.3	19	0	0	0	0.0	0	0
at Dal 9/28	L	1/1	5	31	6.2	12	0	0	0	0.0	0	0
TB 10/5	W	1/1	9	56	6.2	16	0	2	15	7.5	12	0
at Det 10/19	L	1/1	2	23	11.5	14	0	0	0	0.0	0	0
GB 10/26	W	1/1	6	94	15.7	50t	1	1	4	4.0	4t	1
at Car 10/30	W	1/1	3	38	12.7	18	0	0	0	0.0	0	0
SF 11/9	L	1/0	5	90	18.0	40	1	0	0	0.0	0	0
Cin 11/16	L	1/0	5	50	10.0	14	0	1	5	5.0	0	0
Bal 11/24	L											
Placed in Injured Reserve (11/18/14)												
Totals	7-9	10/7	53	550	10.4	50t	3	7	73	10.4	28	1



24 BLAKE COUNTLESS

Defensive Back // Auburn // Owings Mills, Md.

Ht./Wt.: 5-10/191

NFL Exp.: 3rd (3rd Rams)

GP/GS: 37/4, (Playoffs): (1/0)

Birth Date: 8/8/1993

Acquired: FA-2016

TRANSACTIONS: Elevated to the active roster from the practice squad (11/18/16)...added to the Rams' practice squad (9/5/16)...released by the Eagles (9/3/16)...originally entered the NFL as Philadelphia's sixth-round draft pick (196th overall) in the 2016 NFL Draft.

PRO: Third-year pro has appeared in 37 games for the Rams...posted 39 career tackles on defense...snared two career interceptions, which he returned for a combined 14 yards...first player since Ed Reed (2002-03) to return a blocked punt for a TD in consecutive seasons...named NFC Special Teams Player of the Week for his Week 3 performance over the Chargers...has returned 17 kickoffs for 419 yards (24.6 yards/return) with a 40-yard long.

2018 SEASON: vs. San Francisco (12/30): Started at safety...recorded his first interception of the season, second of his career...finished with two total tackles on the defensive side of the ball (one solo)...**vs. Arizona (12/23):** Played 14 snaps on defense in addition to 20 special teams snaps...recorded one assisted tackle...**vs. Philadelphia (12/16):** Played 26 special teams snaps...**at Chicago (12/9):** Played two defensive snaps and 21 special teams snaps...recorded one special teams tackle...**at Detroit (12/2):** Played 25 special teams snaps...recovered a Lion's onside kick attempt...**vs. Kansas City (11/19):** Played 34 special teams snaps...posted one special teams tackle...**vs. Seattle (11/11):** Played 24 special teams snaps...returned one kickoff for 19 yards...**at New Orleans (11/4):** Played 24 special teams snaps...returned three kickoffs for 88 yards with a 29.3-yard average...**vs. Green Bay (10/28):** Returned three kickoffs for 55 yards, including a 25-yarder...**at San Francisco (10/21):** Played on defense and special teams...recorded one solo tackle and one pass defended on defense...returned one kickoff for 24 yards...**at Denver (10/14):** Returned one kickoff for 31 yards...added one special teams tackle...**at Seattle (10/7):** Played 24 special teams snaps...returned four kickoffs of 24.5 yards, including a career-long 40 yard return...**vs. Minnesota (9/27):** Returned two kickoffs for 53 yards (26.5 yards/return)...posted a career-long 27 yard kickoff return...**vs. Chargers (9/23):** Saw action on special teams...returned two kickoffs for 51 yards, his first NFL returns...average of 25.5 yards per kickoff return...recovered a blocked

punt by LB Cory Littleton for a touchdown...**vs. Arizona (9/16):** Saw action on special teams...**at Oakland (9/10):** Saw action on special teams, did not record any stats.

2017 SEASON: Appeared in all 16 games and made one start...finished the regular season with 15 tackles and one interception...tied for a team-high eight special teams tackles...**vs. Indianapolis (9/10):** Saw action on defense and special teams...registered two solo tackles, including one tackle for loss...**vs. Arizona (10/22):** Saw action on special teams and on defense...collected two tackles (one solo)...registered one special teams tackle...**at New York Giants (11/5):** Saw action on defense and on special teams...tallied three tackles (one solo)...**vs. Houston (11/12):** Saw action on defense and special teams...notched his first career interception and returned it 19 yards...**vs. Philadelphia (12/10):** Saw action on defense and on special teams...recorded one special teams tackle...returned a blocked punt for a touchdown...**Wild Card vs. Atlanta (1/6/18):** Saw action on defense and on special teams...registered one tackle...added one tackle on special teams.

2016 SEASON: Played in five games, started two after spending the first nine weeks on the club's practice squad...totaled 20 tackles (12 solo) and 1.0 sack on the season...**vs. San Francisco (12/24):** Made his first career start at cornerback...finished second on the team with a career-high 11 tackles (eight solo)...also recorded his first career sack...**vs. Arizona (1/1):** Started at cornerback...compiled nine tackles (four solo), with one quarterback hit...added one special teams tackle.

COLLEGE: Ended his collegiate career at Auburn as a graduate transfer...set a career-high with 71 tackles in 2015...started 30 games in three seasons at Michigan...a member of the Jim Thorpe and Bronko Nagurski Award watch lists...a member of the All-Big Ten team as a sophomore and junior.

PERSONAL: Played on offense, defense and special teams at Our Lady of Good Counsel in Baltimore, Md...played in the U.S. Army All-American Game as a senior...earned his bachelor's degree in sport management from Michigan...working towards his master's degree in adult education from Auburn.



33 JUSTIN DAVIS

Running Back // USC // Stockton, Calif.

Ht./Wt.: 6-1/199

NFL Exp.: 2nd (2nd Rams)

GP/GS: 15/0, (Playoffs): (0/0)

Birth Date: 11/11/1995

Acquired: UDFA-2017

TRANSACTIONS: Signed by the Rams as an undrafted free agent (5/12/17).

PRO: Second-year pro, played in 15 career games...carried the ball three times for a total of 20 yards.

2018 SEASON: vs. **San Francisco (12/30):** Played four special teams snaps, but did not record any stats...vs. **Arizona (12/23):** Was active but did not play...vs. **Philadelphia (12/16):** Played four offensive and 10 special teams snaps...recorded one rushing attempt for no gain...at **Chicago (12/9):** Played one offensive snap and eight special teams snaps...carried the ball once for a 19-yard gain...at **Detroit (12/2):** Declared inactive...vs. **Kansas City (11/19):** Played 19 special teams snaps...vs. **Seattle (11/11):** Played 15 special teams snaps...at **New Orleans (11/4):** Played 15 special teams snaps...vs. **Green Bay (10/28):** Declared inactive...at **San Francisco (10/21):** Declared inactive...at **Denver (10/14):** Played 11 special teams snaps...at **Seattle (10/7):** Played 15 special teams snaps...vs. **Minnesota (9/27):** Played 15 special teams snaps...vs. **Chargers (9/23):** Played 14 special teams snaps...vs. **Arizona (9/16):** Saw action on special teams...led the team with two special teams tackles...at **Oakland (9/10):** Declared inactive.

2017 SEASON: Appeared in four games...vs. **Indianapolis (9/10):** Saw action on offense and special teams...rushed one time for one yard...vs. **New Orleans (11/26):** Saw action on special teams and at running back...vs. **San Francisco (12/31):** Saw action on special teams...**Wild Card vs. Atlanta (1/6/18):** Declared inactive.

COLLEGE: Earned 15 career starts in 43 career games played...

amassed 2,465 yards on 461 carries (5.3 avg.) with 19 touchdowns, plus 46 receptions for 400 yards (8.7 avg) with 2 touchdowns and 7 kickoff returns for 211 yards (19.2 avg.) in his career...his 2,465 career rushing yards is 12th on USC's all-time list...recorded five 100-yard rushing games in his collegiate career...as a senior in 2016, started the first six games at tailback but an injury in the sixth game (Colorado) sidelined him for the next three games... appeared in 10 games as a senior, recording 607 yards on 110 carries (5.5 avg.) with two touchdowns and 14 receptions for 112 yards (8.0 avg.)...won USC's 2016 Trojan Commitment Award and Lifter of the Year Award...was invited to the 2017 East-West Shrine Game...In 2015, started the last eight games at tailback as a junior...appeared in 13 games...ran for 902 yards on 169 carries (5.3 avg.) with 7 touchdowns, caught 18 passes for 189 yards (10.5 avg.) and had 11 kickoff returns for 211 yards (19.2 avg.)...earned 2015 All-Pac-12 honorable mention and Phil Steele All-Pac-12 third team...toted the rock 129 time for 595 yards (4.6 avg.) as a sophomore in 2014...added four rushing touchdowns, plus 13 receptions for 92 yards (7.1 avg.) with two touchdowns through the air...saw action in all 13 games...enrolled at USC as a freshman in the spring of 2013 after graduating a semester early from high school...made an immediate impression as a backup tailback as a first-year freshman in 2013 before suffering a season-ending injury...appeared in the first seven games, rushing for 361 yards on 53 carries (6.8 avg.) with six touchdowns.

PERSONAL: Was a social sciences (economics) major at USC... born in Stockton, Calif...also ran track at Lincoln HS, with bests of 11.09 in the 100 meters, 22.76 in the 200 meters and 19-10 long jump.

JUSTIN DAVIS NFL STATISTICS



REGULAR SEASON

Year	Team	G/S	Receiving					Rushing				
			No.	Yards	Avg.	Long	TD	Att.	Yards	Avg.	Long	TD
2017	Los Angeles Rams	4/0	0	0	0.0	0	0	1	1	1.0	1	0
2018	Los Angeles Rams	11/0	0	0	0.0	0	0	2	19	9.5	19	0
Totals		15/0	0	0	0.0	0	0	3	20	6.7	19	0

JUSTIN DAVIS GAME-BY-GAME



2018 Los Angeles Rams

Game	W/L	P/S	Receiving				Rushing												
			No.	Yards	Avg.	Long	TD	Att.	Yards	Avg.	Long	TD							
at Oak 9/10	W																		
Ari 9/16	W																		
LAC 9/23	W	1/0	0	0	0.0	0	0	0	0.0	0	0	0	0	0	0	0	0	0	0
Min 9/27	W	1/0	0	0	0.0	0	0	0	0.0	0	0	0	0	0	0	0	0	0	0
at Sea 10/7	W	1/0	0	0	0.0	0	0	0	0.0	0	0	0	0	0	0	0	0	0	0
at Den 10/14	W	1/0	0	0	0.0	0	0	0	0.0	0	0	0	0	0	0	0	0	0	0
at SF 10/21	W																		
GB 10/28	W																		
at NO 11/4	L	1/0	0	0	0.0	0	0	0	0.0	0	0	0	0	0	0	0	0	0	0
Sea 11/11	W	1/0	0	0	0.0	0	0	0	0.0	0	0	0	0	0	0	0	0	0	0
KC 11/19	W	1/0	0	0	0.0	0	0	0	0.0	0	0	0	0	0	0	0	0	0	0
at Det 12/2	W																		
at Chi 12/9	L	1/0	0	0	0.0	0	1	19	19.0	19	0	0	0	0	0	0	0	0	0
Phi 12/16	L	1/0	0	0	0.0	0	1	0	0.0	0	0	0	0	0	0	0	0	0	0
at Ari 12/23	W																		
SF 12/30	W	1/0	0	0	0.0	0	0	0	0.0	0	0	0	0	0	0	0	0	0	0
Totals	13-3	11/0	0	0	0.0	0	2	19	9.5	19	0	0	0	0	0	0	0	0	0

2017 Los Angeles Rams

Game	W/L	P/S	Receiving				Rushing					
			No.	Yards	Avg.	Long	TD	Att.	Yards	Avg.	Long	TD
Ind 9/10	W	1/0	0	0	0.0	0	0	1	1	1.0	1	0
Was 9/17	L											
at SF 9/21	W	1/0	0	0	0.0	0	0	0	0.0	0	0	0
at Dal 10/1	W											
Sea 10/8	L											
at Jax 10/15	W											
Ari 10/22	W											
at NYG 11/5	W											
Hou 11/12	W											
at Min 11/19	L											
NO 11/26	W	1/0	0	0	0.0	0	0	0	0.0	0	0	0
at Ari 12/3	W											
Phi 12/10	L											
at Sea 12/17	W											
at Ten 12/24	W											
SF 12/31	L	1/0	0	0	0.0	0	0	0	0.0	0	0	0
Totals	11-5	4/0	0	0	0.0	0	0	1	1	1.0	1	0

2017 Postseason

Atl (1/6/18)

Inactive

99 AARON DONALD

Defensive Tackle // Pittsburgh // Pittsburgh, Pa.

Ht./Wt.: 6-1/280

NFL Exp.: 5th (5th Rams)

GP/GS: 78/74, (Playoffs): (1/1)

Birth Date: 5/23/1991

Acquired: D1B-2014 (No. 13)

TRANSACTIONS: Selected by the Rams in the first round (13th overall) of the 2014 NFL Draft (5/8/14).



Donald was named the 2017 DPOY

PRO: Earned All-Pro and PFWA All-NFL Team honors in 2015, '16 and '17... started 74-of-78 career games on the defensive line...became the first Rams defender to be named Associated Press Defensive Player of the Year following the 2017 season...collected 330 career tackles (224 solo), with 59.5 sacks and 13 forced fumbles...recipient of the club's Daniel F. Reeves Memorial Award as the Rams' Most Valuable Player in 2016... named to four consecutive Pro Bowls in his first four seasons (2015-17)...became the third Rams defensive tackle to be selected to three or more consecutive Pro

Bowls...in 2017, led the Rams with 11.0 sacks, 27 quarterback hits and five forced fumbles...in 2016, led the Rams with 8.0 sacks and finished second among Rams defensive linemen with 62 tackles...in 2015, notched 11.0 sacks which led the NFL at the defensive tackle position...also had a team-high 49 quarterback pressures and 29 hits on the quarterback...in 2014, posted 9.0 sacks, which led all rookies and are the most ever by a Rams' rookie...was first Rams rookie selected to the Pro Bowl since RB Jerome Bettis in 1993...also named PFWA Defensive Rookie of the Year...Established a single-season franchise-record 20.5 sacks during the 2018 season.

2018 SEASON: vs. San Francisco (12/30): Started at defensive tackle...recorded a franchise-best 20.5th sack of the season... finished with 183.5 sack yards on the season, the most by any defensive player in NFL history...finished with four solo tackles, including 1.0 sack and on tackle for loss...added three quarterback hits...**vs. Arizona (12/23):** Started at defensive tackle...recorded seven tackles (five solo)...added 3.0 sacks, establishing a new franchise single-season sack record (19.5)...finished with four tackles for loss...**vs. Philadelphia (12/16):** Started at defensive tackle and played all 64 defensive snaps...recorded two tackles (one solo)...**at Chicago (12/9):** Started at defensive tackle...recorded two tackles (one solo)...added one quarterback hit...**at Detroit (12/2):** Started at defensive tackle...added 2.0 sacks, his third-straight game with at least 2.0 sacks...forced one fumble... added five solo tackles and four QB hits...passed Chris Long for fifth place on the Rams all-time sack leaders list...**vs. Kansas City (11/19):** Recorded four total tackles (two solo) and 2.0 sacks increasing his season total to 14.5...both sacks were strip-sacks of Chiefs QB Patrick Mahomes...**vs. Seattle (11/11):** Finished with four tackles (three solo)...posted his fourth multi-sack game, finishing with 2.5 sacks...established a new career-best 12.5 sacks in only 10 games...passed former DT D'Marco Farr (11.5 in 1995) for the most sacks by a Rams DT in a single season...



Donald earned NFL All-Pro Honors in '15, '16, & '17



at New Orleans (11/4): Started at defensive tackle...recorded one solo tackle, a tackle for loss...posted four hits on Saints QB Drew Brees...added one pass defended...recovered one fumble...**vs. Green Bay (10/28):** Started at defensive tackle...recorded three total tackles (two solo)...2.0 sacks resulting in 12 yards lost... hit Packers QB Aaron Rodgers four times...fifth-straight game with at least 1.0 sack...matches a career-best five-game sack streak...**at San Francisco (10/21):** Started at defensive tackle... recorded a career-high 4.0 sacks resulting in 29 yards lost... finished with nine total tackles (eight solo)...added six tackles for loss...five QB hits...forced and recovered one fumble...**at Denver (10/14):** Started at defensive tackle...recorded sack number 4.0 on the season...added three tackles (two solo)...recorded two quarterback hits...**at Seattle (10/7):** Started and recorded two total tackles (one solo)...posted his third sack of the season, the 42nd of his career, Donald passed Grant Wistrom (41.5) for seventh place on the Rams all-time sacks list...the sack resulted in a seven-yard loss...**vs. Minnesota (9/27):** Started and posted his first sacks of the 2018 season, his eighth-career multi-sack game...added five tackles (three solo) and four QB hits...**vs. Chargers (9/23):** Started and recorded two tackles (one solo)...**vs. Arizona (9/16):** Recorded four tackles (one solo)...**at Oakland (9/10):** Recorded one solo tackle.

2017 SEASON: Earned fourth-consecutive Pro Bowl berth... named AP DPOY...started in all 14 regular season game and one postseason contest he played in...finished the regular season with team-highs in sacks (11.0), quarterback hits (27) and forced fumbles (five)...recorded 52 tackles (31 solo)...led the NFL in sacks (11.0) among interior linemen...his five forced fumbles is a career-high and his 11.0 sacks tied his career-high for a single season, despite only playing in 14 games...**at San Francisco (9/21):** Recorded three tackles (two solo), including one for loss, two quarterback hits and a game-clinching sack...**vs. Seattle (10/8):** Registered six tackles (three solo), including two for a loss...also recorded three quarterback hits...**vs. Arizona (10/22):** Recorded three tackles (two solo), including two for a loss...picked up a sack and two quarterback hits...**at New York Giants (11/5):** Collected five tackles (three solo)...notched one sack, forced a fumble and recovered a fumble...added one quarterback hit and one pass defended...**vs. Houston (11/12):** Registered four tackles (two solo), including one for loss...added one strip sack, making him the first Ram to force a fumble during the first drive of the game in back-to-back games...also had one quarterback hit and one pass defended...**vs. New Orleans (11/26):** Notched five tackles (three solo), including two for loss...added one sack and one quarterback hit...**at Arizona (12/3):** Registered 2.0 sacks, marked his sixth multi-sack game of his career...also recorded four tackles (three solo), including two for loss...added

two quarterback hits...**at Seattle (12/17)**: Tallied five tackles (four solo), including two for loss...recorded a team-high three sacks, tying his career high in a single game...added four quarterback hits and one forced fumble...**at Tennessee (12/24)**: Registered two tackles and forced a fumble...**Wild Card vs. Atlanta (1/6/18)**: Made first career postseason start at defensive tackle...recorded five tackles (four solo), including one for a loss...registered one quarterback hit and split a sack.

2016 SEASON: Named to his third-consecutive Pro Bowl after starting all 16 games...was the recipient of the club's Daniel F. Reeves Memorial Award as the Rams' Most Valuable Player...one of two defensive captains, as voted on by his teammates...finished the season with 62 tackles and 8.0 sacks...had career-highs in passes defended (six) and forced fumbles (two)...**vs. Seattle (9/18)**: Recorded five total tackles (four solo)...compiled three quarterback pressures and four quarterback hits...**at Arizona (10/2)**: Registered five tackles (three solo)...registered his first sack of the season and added a forced fumble on the play...also split a sack with DE Eugene Sims...named NFC Defensive Player of the Week...**at Detroit (10/16)**: Registered two tackles (three solo)...notched one sack for five yards, moved into the top-15 in Rams history with his 23rd career sack...added four quarterback pressures and two quarterback hits on the day...**vs. Carolina (11/6)**: Registered two total tackles...added a season-high two sacks for a loss of 19 yards...pressured Panthers QB Cam Newton six times...led all defensive tackles in sacks through nine weeks...**at New Orleans (11/27)**: Notched three solo tackles (three solo)...added one sack for a loss of eight yards, while forcing a QB Drew Brees fumble...also recorded three quarterback pressures and one quarterback hit...**vs. Atlanta (12/11)**: Registered three tackles (two solo)...sacked QB Matt Ryan for a loss of six yards...added one quarterback hit and one quarterback pressure...**vs. San Francisco (12/24)**: Notched a season-high seven tackles (six solo)...sacked QB Colin Kaepernick for a loss of three yards...added a season-high six quarterback pressures and three quarterback hits.

2015 SEASON: Started 16 games at defensive tackle...earned second consecutive Pro Bowl berth...notched 11.0 sacks to set a new single season-high and earn the team lead in the category...the mark also led the NFL at the defensive tackle position...also had a team-high 49 quarterback pressures and 29 hits on the quarterback...recorded a personal-best 85 tackles on the season (60 solo)...voted Rams' MVP by teammates...**at Seattle (12/27)**: Recorded seven tackles (four solo)...also registered nine quarterback pressures and three hits on the quarterback...**vs. Tampa Bay (12/17)**: Started at defensive tackle...recorded six tackles (four solo)...also had two quarterback pressures and three hits...**vs. Detroit (12/13)**: Notched a career-high 3.0 sacks on QB Matt Stafford...marked his third career multi-sack game, and first 3.0 sack game...also registered two solo tackles and three quarterback hits...**vs. Arizona (12/6)**: Sacked Arizona QB Carson Palmer...also had seven tackles (six solo), two quarterback pressures and five quarterback hits...**at Baltimore (11/22)**: Sacked Ravens QB Joe Flacco for a seven yard loss...registered 10 tackles (eight solo), five quarterback pressures and one hit on the quarterback...**vs. Chicago (11/15)**: Split a sack with DE Williams Hayes on Bears QB Jay Cutler for a nine yard loss...added a solo sack on Cutler marked his second career multi-sack game...also notched five tackles (four solo) and one quarterback hit and pressure...**vs. Cleveland (10/25)**: Compiled 1.0 sack, two solo tackles, three quarterback hits and two forced fumbles...**vs. Pittsburgh (9/27)**: Sacked Steelers QB Ben Roethlisberger for an 8-yard loss...registered six tackles (four solo)...**at Washington (9/20)**: Split a sack on QB Kirk Cousins with DE Chris Long...tallied five tackles (four tackles)...**vs. Seattle (9/13)**: Sacked QB Russell Wilson two times to bump his career sack total to 11...marked his first multi-sack game of his career...added 11 tackles to establish a new career-high...earned NFC Defensive Player of the Week honors.

2014 SEASON: Finished the season with 72 tackles (49 solo), 9.0 sacks and 38 quarterback pressures...from weeks 10-15, he had a sack in five straight games...also posted a team-high 17 tackles for loss on the season and coaches credited him with 32 quarterback pressures and 12 quarterback hits...his 9.0 sacks are the most ever by a Rams rookie regardless of position...**vs. Minnesota (9/7)**: Made his NFL debut...recorded six tackles (five solo)...**at Tampa Bay (9/14)**: Saw action on defense and special teams...recorded six tackles (five solo)...recorded his first career

sack...**vs. San Francisco (10/13)**: Made his first career start at defensive tackle...tallied seven tackles (five solo)...**vs. Seattle (10/16)**: Started at defensive tackle...notched six solo tackles and 1.0 sack...**at Kansas City (10/26)**: Started at defensive tackle...tallied three solo tackles and one forced fumble...**at San Francisco (11/2)**: Started at defensive tackle...registered one solo tackle and 1.0 sack...**vs. Denver (11/16)**: Started at defensive tackle...registered two solo tackles and 1.0 sack...**at San Diego (11/23)**: Started at defensive tackle...notched seven tackles (four solo) and 1.0 sack...**vs. Oakland (11/30)**: Started at defensive tackle...tallied five tackles (three solo) and 1.0 sack...**at Washington (12/7)**: Started at defensive tackle...notched five tackles (two solo) and 1.0 sack...**vs. Arizona (12/11)**: Recorded his 10th career start at defensive tackle...registered six tackles (two solo) and 1.0 sack...**at Seattle (12/28)**: Started at defensive tackle...posted seven tackles (four solo) and 1.0 sack...led all rookies with 9.0 sacks.

COLLEGE: Recipient of the Bronko Nagurski Trophy (nation's most outstanding defensive player), Chuck Bednarik (defensive player of the year), Outland Trophy (nation's best offensive or defensive interior lineman) and Rotary Lombardi Award (nation's most outstanding lineman or linebacker)...also named Athlon Sports National Defensive Player of the Year, CBSSports.com National Defensive Player of the Year and Lindy's Sports National Defensive Player of the Year...named All-American first-team by The NFL Draft Report, American Football Coaches Association, Associated Press, Athlon Sports, ESPN.com, Football Writers Association of America, Lindy's Sports, SI.com, Sporting News, USA Today and Walter Camp Football Foundation...was also the recipient of the Atlantic Coast Conference Defensive Player of the Year Award by the league's coaches, media and Athlon Sports...added All-ACC first-team honors...earned unanimous first-team All-American status, he became the first Pitt defensive player to accomplish that feat since legendary defensive end Hugh Green in 1980...started 30-of-51 games at Pittsburgh - 25 at strong-side defensive tackle and five at strong-side defensive end...recorded 181 tackles (115 solos) with 29.5 sacks for minus 200 yards, 66.0 stops for losses totaling 315 yards, 43 quarterback pressures, 11 pass deflections and six forced fumbles...ranks fourth in NCAA FBS history with his 66.0 tackles-for-loss...his 29.5 sacks and 28 solo sacks both ranked third among active players, as his lost yardage via sacks (200) placed fourth...his 66 tackles-for-loss are the most by a Panther since the NCAA began recognizing that category in 1999...in 2013, earned Player of the Week honors for his performance vs. Virginia from the Bednarik Award and Athlon Sports...received National Player of the Week from the Bednarik Award vs. Georgia Tech and was also named ACC Player of the Week for that effort...closed out the regular schedule with Lott IMPACT Player of the Week and Walter Camp National Defensive Player of the Week recognition for the Syracuse clash...in 2012, earned third-team All-American honors from The NFL Draft Report after he led the team with 5.5 sacks for minus 36 yards, 18.5 stops for losses of 78 yards and eleven quarterback pressures...in 2011, received All-Big East Conference second-team honors from the league's coaches...played in all thirteen games as a reserve defensive tackle in 2010.

PERSONAL: Attended Penn Hills (Pa.) High School, playing football for head coach Ron Graham...selected first team All-State Class AAAA by the Pennsylvania Sports Writers Association each of his final two seasons...The Pennsylvania Football News All-Class AAAA, Pittsburgh Post-Gazette WPIAL Class AAAA Player of the Year, Pittsburgh Post-Gazette "Fabulous 22" and Pittsburgh Tribune-Review "Terrific 25" choice compiled 63 tackles, including fifteen for loss and eleven sacks as a senior...also started at offensive guard and was a three-year starter on both sides of the ball...the Indians advanced to the WPIAL Class AAAA playoffs in each of Donald's three years as a starter...selected to play in the Big 33 Football Classic and was rated one of the country's top 25 defensive tackles by Scout.com...majored in Communications...son of Anita Goggins and Archie Donald...his brother, Archie, played linebacker at Toledo...his sister, Akita, is a dentist and graduated from Carlow College Masters program...resides in Penn Hills, Pennsylvania...participated in numerous community events, including the 6th Annual Playground Build at Marygrove, United Way Kickoff to Charity Luncheon, St. Louis Rams Training Academy Youth Camp and the All-Community Team Ticket Program - Donald's Drop Squad.

AARON DONALD NFL STATISTICS



REGULAR SEASON

Year	Team	G/S	Tackles			Sacks	Yards	Interceptions				TD	PD	Fumbles		
			Total	Solo	Asst.			Int.	Yards	Long	FF			FR	Yards	
2014	St. Louis Rams	16/12	72	49	23	9.0	60.0	0	0	0	0	0	0	2	0	0
2015	St. Louis Rams	16/16	85	60	25	11.0	59.5	0	0	0	0	0	0	0	1	0
2016	Los Angeles Rams	16/16	62	43	19	8.0	54.0	0	0	0	0	6	2	0	0	
2017	Los Angeles Rams	14/14	52	31	21	11.0	95.0	0	0	0	0	2	5	1	0	
2018	Los Angeles Rams	16/16	59	41	18	20.5	183.5	0	0	0	0	1	4	2	0	
Totals		78/74	330	224	106	59.5	460.0	0	0	0	0	9	13	4	0	

POSTSEASON

Year	Team	G/S	Tackles			Sacks	Yards	Interceptions				TD	PD	Fumbles		
			Total	Solo	Asst.			Int.	Yards	Long	FF			FR	Yards	
2017	Los Angeles Rams	1/1	5	4	1	0.5	3.5	0	0	0	0	0	0	0	0	0
Totals		1/1	5	4	1	0.5	3.5	0	0	0	0	0	0	0	0	0

Regular Season Single Game Career Highs:

Total Tackles – 11, vs. Seattle (9/13/15)
 Solo Tackles – 8, twice - at Baltimore (11/22/15), at San Francisco (10/21/18)
 Sacks – 4.0, at San Francisco (10/21/18)

Postseason Single Game Career Highs:

Total Tackles – 5, vs. Atlanta (1/6/18 NFC Wild Card)
 Solo Tackles – 4, vs. Atlanta (1/6/18 NFC Wild Card)
 Sacks – 0.5, vs. Atlanta (1/6/18 NFC Wild Card)



50 SAMSON EBUKAM

OLB // Eastern Washington // Portland, Ore.

Ht./Wt.: 6-3/245

NFL Exp.: 2nd (2nd Rams)

GP/GS: 32/16, (Playoffs): (1/0)

Birth Date: 5/9/1995

Acquired: D4B-2017 (No. 125)

TRANSACTIONS: Selected by the Rams in the fourth round (125th overall) of the 2017 NFL Draft (4/30/17).

PRO: Second-year pro, played in all 32 regular season and one postseason contest...started 16 games...tallied 5.0 sacks and forced four fumbles and one interception...became the first player with a sack, interception, and multiple touchdowns in a single game since sacks became an official stat in 1982 in Week 11 win over Kansas City.

2018 SEASON: **vs. San Francisco (12/30):** Started at outside linebacker...recorded three tackles (one solo)...**vs. Arizona (12/23):** Started at outside linebacker...played 20 defensive snaps and seven special teams snaps...did not record any stats...**vs. Philadelphia (12/16):** Played 41 defensive and 14 special teams snaps...recorded three assisted tackles on defense...**at Chicago (12/9):** Started at OLB...recorded two solo tackles...**at Detroit (12/2):** Started at outside linebacker...recorded two solo tackles...recovered one fumble...**vs. Kansas City (11/19):** Recorded three total tackles (two solo), recorded 1.0 sack, one fumble recovery and one pick-six...the first player since 1982 to record all of those stats in a single game...added a touchdown on a fumble recovery...**vs. Seattle (11/11):** Started at outside linebacker...finished with three tackles (two solo)...**at New Orleans (11/4):** Started at outside linebacker...recorded two solo tackles...forced one fumble...**vs. Green Bay (10/28):** Started at outside linebacker...recorded four tackles (two solo)...**at San Francisco (10/21):** Started at outside linebacker...recorded three solo tackles...added his second sack of the season, bringing his career total to 4.0...forced one fumble, his second of the season...**at Denver (10/14):** Started at outside linebacker...recorded two tackles (one solo)...forced one fumble, his second-career forced fumble...**at Seattle (10/7):** Started and recorded four total tackles (two solo) on defense...added one special teams tackle...**vs. Minnesota (9/27):** Started and recorded two tackles (one solo)...**vs. Chargers (9/23):** Started and recorded one assisted tackle...added one quarterback hit...**vs. Arizona (9/16):** Started at outside linebacker...recorded one solo tackle and 1.0 sack, his first of the season and third of his career...**at Oakland (9/10):** Started at outside linebacker...recorded four tackles (three solo)...posted three tackles for loss.

2017 SEASON: Played in all 16 games and made two starts...

finished the regular season with 38 tackles (18 solo), 2.0 sacks and one forced fumble...finished the regular season tied for the team lead in special teams tackles with eight... **vs. Indianapolis (9/10):** Played on defense and special teams...notched four tackles (three solo) on defense...added one special teams tackle...**at New York Giants (11/5):** Saw action on defense and on special teams...collected three tackles (two solo)...**vs. Houston (11/12):** Saw action on defense and special teams...earned his first career sack on Texans QB Tom Savage and caused him to fumble...also had one solo tackle and one hit on the quarterback...**vs. New Orleans (11/26):** Saw action at outside linebacker...recorded two tackles (one solo), including one for loss...added 1.0 sack...**at Arizona (12/3):** Made his first career start at outside linebacker...notched a season-high seven tackles (three solo)...**vs. Philadelphia (12/10):** Saw action on defense and on special teams...tallied seven tackles (three solo)...**vs. San Francisco (12/31):** Started at outside linebacker...notched three tackles (two solo)...**Wild Card vs. Atlanta (1/6/18):** Saw action on defense and on special teams...registered one tackle.

COLLEGE: Played in 53 games, started 38...had 24.0 sacks in his career to rank sixth in school history...finished with 188 career tackles...one-of-six Eagle co-captains for the 2016 season...received second-team All-Big Sky honors in both 2014 and 2015, and first team accolades in 2016...was a second team Freshman All-America selection in 2013, in addition, to earning Big Sky All-Academic honors...his 38 career starts were the second-most among defensive players behind linebacker Miquiyah Zamora (45)...played in eight career playoff games and had 23 tackles with 4.5 sacks, an interception, a forced fumble and a fumble recovery...in his four seasons playing for Eastern, the Eagles won 41 games overall and were 28-4 in the Big Sky Conference.

PERSONAL: Name pronounced "eh-BOO-kahm"...graduated from David Douglas High School in 2013...was selected to the All-Mount Hood Conference first team as a defensive lineman and honorable mention as a tight end...was a two-way starter for the Scots and also played fullback, as a senior in 2012...also competed in basketball and track and field...placed second as a senior in both the javelin (school-record 205-6) and the shot put (personal-best 55-2 1/2) at the State 6A Track Championships...was third at state in the javelin as a sophomore.



81 GERALD EVERETT

Tight End // South Alabama // Decatur, Ga.

Ht./Wt.: 6-3/240

NFL Exp.: 2nd (2nd Rams)

GP/GS: 31/2, (Playoffs): (1/0)

Birth Date: 6/25/1994

Acquired: D2-2017 (No. 44)

TRANSACTIONS: Selected by the Rams in the second round (44th overall) of the 2017 NFL Draft (4/29/17).

PRO: Second-year pro, has played in all 32 regular season games and one postseason contest for the Rams since being drafted in 2017...tallied 564 yards receiving on 49 receptions with five touchdowns, including his first multi-touchdown game Week 11 vs. the Chiefs...posted three career rushing attempts for 29 yards.

2018 SEASON: vs. **San Francisco (12/30):** Played 45 offensive snaps...did not record any statistics...vs. **Arizona (12/23):** Caught five passes for 28 yards (5.6 yards/reception)...added two rushing attempts for 16 yards, including a 12-yard long...vs. **Philadelphia (12/16):** Played in 34 offensive snaps...caught a career-high five passes for 46 yards...**at Chicago (12/9):** Played 36 offensive snaps and one special teams play...caught four passes for 29 yards (7.3 yards/reception)...**at Detroit (12/2):** Caught one pass for seven yards...played two special teams snaps...vs. **Kansas City (11/19):** Caught three passes for 49 yards and two touchdowns...his first career multi-touchdown game...scored the winning touchdown, a 40-yard touchdown pass from QB Jared Goff...vs. **Seattle (11/11):** Caught two passes for 15 yards...hauled in a 10-yard touchdown reception, his first score of the 2018 season...**at New Orleans (11/4):** Caught four passes for 48 yards...added one additional reception on a successful two-point conversion...vs. **Green Bay (10/28):** Caught one pass for a 22-yard gain...**at San Francisco (10/21):** Targeted twice...recorded one reception for negative five yards...**at Denver (10/14):** Posted two receptions for 24 yards (12.0 yards per reception)...**at Seattle (10/7):** recorded three receptions, which is tied for a career-high...totaled 24 yards receiving...vs. **Minnesota (9/27):** Saw action at tight end and on special teams...caught one pass for 13 yards...vs. **Chargers (9/23):** Saw action at tight end and on special teams...snared one reception for three yards...vs. **Arizona (9/16):** Saw action at tight end and on special teams...recorded his first catch of the season for 17 yards...**at Oakland (9/10):** Saw action at tight end did not record any stats.

2017 SEASON: Appeared in all 16 games and made two starts...finished the regular season with 16 receptions for 244 yards and two touchdowns...his 69-yard reception in Week 2 was the longest by a rookie tight end since 1992...vs. **Indianapolis (9/10):** Started at tight end in his first NFL game...notched one reception for 39 yards...vs. **Washington (9/17):** Played on offense...hauled in a 69-yard reception from QB Jared Goff...marked the second longest reception by a tight end in the NFL this season (Atlanta's TE Austin Hooper registered an 88-yard reception in Week 1)...the reception is the longest by a rookie tight end in the NFL since Tampa Bay's Tyji Armstrong had an 81-yard reception vs. the L.A. Rams (12/6/92)...he added a 24-yard reception and finished the day leading the team in receiving yards with three catches

for 95 yards...**at Jacksonville (10/16):** Saw action at tight end...scored his first career touchdown on a 4-yard reception from QB Jared Goff...**at New York Giants (11/5):** Saw action at tight end...reeled in a 44-yard reception...only rookie with two 40-plus yard receptions this season...**Week 17 vs. San Francisco (12/31):** Saw action at tight end...recorded three receptions for 16 yards...**Wild Card vs. Atlanta (1/6/18):** Saw action at tight end and reeled in a 4-yard reception.

COLLEGE: A semifinalist for the John Mackey Award presented to the top tight end in the nation following his senior season in 2016...named first-team all-Sun Belt Conference...also earned first-team all-Sun Belt honors from Phil Steele Publications...tied for the team lead with 49 receptions, and was second on the squad with 717 yards receiving and four touchdown catches...finished the year tied for third among tight ends in the country in receiving yards per game and was tied for seventh in catches per contest...ended up sixth in the league in both categories as well...had a game-high 103 yards on five catches - including a 79-yard touchdown reception on the Jaguars' second play of the second half - to help the program to its first ever victory over a nationally-ranked opponent in a 42-24 defeat of No. 19 San Diego State...followed up with a single game-best 125 yards on five receptions against SBC co-champion Arkansas State to become first player in school history to have 100-plus yards receiving in consecutive outings...tied his career-best single game receptions total with eight catches for 95 yards, including the game-winning reception to help lead the Jaguars to a 21-20 win...marked the program's first-ever victory over a Southeastern Conference opponent...as a junior in 2015, earned first-team all-Sun Belt Conference and named to the league's All-Newcomer Team after leading the Jaguars in receptions (41), receiving yards (575), touchdown catches (eight) and total touchdowns scored (12)...ended the campaign ranked sixth nationally among tight ends in receiving yards per game and tied for 11th at the position in the country in catches per contest...tied the school record for touchdown catches in a season...scored a touchdown in seven straight games, the second-longest streak in program history and the longest since moving to the NCAA Football Bowl Subdivision...attended University of Alabama-Birmingham in 2014...in his only season at UAB, caught 17 passes for 292 yards and a score while playing in all 12 games with one start...posted career high eight receptions for 93 yards against Conference USA West Division champion Louisiana Tech...from 2012-13, attended Hutchinson (Kan.) Community College.

PERSONAL: Only played football his senior season at Columbia High...earned all-conference honors...was a three-year letterwinner in basketball and was also a member of the Eagle track and field team...full name is Gerald Rashard Everett...an interdisciplinary studies major.

GERALD EVERETT NFL STATISTICS



REGULAR SEASON

Year	Team	G/S	No.	Receiving				Att.	Rushing			
				Yards	Avg.	Long	TD		Yards	Avg.	Long	TD
2017	Los Angeles Rams	16/2	16	244	15.3	69	2	1	13	13.0	13	0
2018	Los Angeles Rams	16/0	33	320	9.7	40t	3	2	16	8.0	12	0
Totals		32/2	49	564	11.5	69	5	3	29	9.7	13	0

POSTSEASON

Year	Team	G/S	No.	Receiving				Att.	Rushing			
				Yards	Avg.	Long	TD		Yards	Avg.	Long	TD
2017	Los Angeles Rams	1/0	1	4	4.0	4	0	0	0	0.0	0	0
Totals		1/0	1	4	4.0	4	0	0	0	0.0	0	0

GERALD EVERETT GAME-BY-GAME



2018 Los Angeles Rams

Game	W/L	P/S	Receiving				TD	Att.	Rushing			
			No.	Yards	Avg.	Long			Yards	Avg.	Long	TD
at Oak 9/10	W	1/0	0	0	0.0	0	0	0	0	0.0	0	0
Ari 9/16	W	1/0	1	17	17.0	17	0	0	0	0.0	0	0
LAC 9/23	W	1/0	1	3	3.0	3	0	0	0	0.0	0	0
Min 9/27	W	1/0	1	13	13.0	13	0	0	0	0.0	0	0
at Sea 10/7	W	1/0	3	24	8.0	10	0	0	0	0.0	0	0
at Den 10/14	W	1/0	2	24	12.0	12	0	0	0	0.0	0	0
at SF 10/21	W	1/0	1	-5	-5.0	-5	0	0	0	0.0	0	0
GB 10/28	W	1/0	1	22	22.0	22	0	0	0	0.0	0	0
at NO 11/4	L	1/0	3	48	16.0	20	0	0	0	0.0	0	0
Sea 11/11	W	1/0	2	15	7.5	10t	1	0	0	0.0	0	0
KC 11/19	W	1/0	3	49	16.3	40t	2	0	0	0.0	0	0
at Det 12/2	W	1/0	1	7	7.0	7	0	0	0	0.0	0	0
at Chi 12/9	L	1/0	4	29	7.3	9	0	0	0	0.0	0	0
Phi 12/16	L	1/0	5	46	9.2	20	0	0	0	0.0	0	0
at Ari 12/23	W	1/0	5	28	5.6	9	0	2	16	8.0	12	0
SF 12/30	W	1/0	0	0	0.0	0	0	0	0	0.0	0	0
Totals	13-3	16/0	33	320	9.7	40t	3	2	16	8.0	12	0

2017 Los Angeles Rams

Game	W/L	P/S	Receiving				TD	Att.	Rushing			
			No.	Yards	Avg.	Long			Yards	Avg.	Long	TD
Ind 9/10	W	1/1	1	39	39.0	39	0	0	0	0.0	0	0
Was 9/17	L	1/0	3	95	31.7	69	0	0	0	0.0	0	0
at SF 9/21	W	1/0	0	0	0.0	0	0	0	0	0.0	0	0
at Dal 10/1	W	1/0	1	8	8.0	8	0	0	0	0.0	0	0
Sea 10/8	L	1/0	1	8	8.0	8	0	0	0	0.0	0	0
at Jax 10/15	W	1/0	1	4	4.0	0	1	0	0	0.0	0	0
Ari 10/22	W	1/0	0	0	0.0	0	0	0	0	0.0	0	0
at NYG 11/5	W	1/0	1	44	44.0	44	0	1	13	13.0	13	0
Hou 11/12	W	1/1	0	0	0.0	0	0	0	0	0.0	0	0
at Min 11/19	L	1/0	1	8	8.0	8	0	0	0	0.0	0	0
NO 11/26	W	1/0	1	9	9.0	9	0	0	0	0.0	0	0
at Ari 12/3	W	1/0	2	7	3.5	6	1	0	0	0.0	0	0
Phi 12/10	L	1/0	1	6	6.0	6	0	0	0	0.0	0	0
at Sea 12/17	W	1/0	0	0	0.0	0	0	0	0	0.0	0	0
at Ten 12/24	W	1/0	0	0	0.0	0	0	0	0	0.0	0	0
SF 12/3	L	1/0	3	16	5.3	6	0	0	0	0.0	0	0
Totals	11-5	16/2	16	244	15.3	69	2	1	13	13.0	13	0

2017 Postseason

At 1/6/18	L	1/0	1	4	4.0	4	0	0	0	0.0	0	0
Totals	0-1	1/0	1	4	4.0	4	0	0	0	0.0	0	0



56 DANTE FOWLER JR.

Outside Linebacker // Florida // St. Petersburg, Fla.

Ht./Wt.: 6-3/255

NFL Exp.: 4th (1st Rams)

GP/GS: 47/7, (Playoffs): (3/0)

Birth Date: 8/3/1994

Acquired: T(JAX)-2018

TRANSACTIONS: Traded to the Rams (10/30/18)...originally drafted by the Jacksonville Jaguars in the first round (third overall) of the 2015 NFL Draft (4/30/2015).

PRO: Fourth-year pro...has appeared in 47 career games with seven starts...registered 80 career tackles (62 solo), 16.0 sacks, four forced fumbles and four fumble recoveries...set a career-high in sacks in 2017 with 8.0.

2018 SEASON: **vs. San Francisco (12/30):** Started at outside linebacker and saw action on special teams...collected four solo tackles and one quarterback hit...**at Arizona (12/23):** Started at outside linebacker and saw action on special teams...tallied two quarterback hits...**vs. Philadelphia (12/16):** Started at outside linebacker and saw action on special teams...posted two tackles (one solo) on defense...**at Chicago (12/9):** Started at outside linebacker and saw action on special teams...notched two solo tackles on defense...**at Detroit (12/2):** Started at outside linebacker and saw action on special teams...registered five solo tackles including three for loss, 1.0 sack and one quarterback hit...**vs. Kansas City (11/19):** Started at outside linebacker and saw action on special teams...tallied three assisted tackles...**vs. Seattle (11/11):** Saw action at outside linebacker and one snap on special teams...notched three tackles (two solo), 1.0 sack, one forced fumble and one fumble recovery...his fourth quarter strip sack of Russell Wilson helped extend the Rams' lead...**at New Orleans (11/4):** Made his Rams debut...saw action at outside linebacker...recorded one solo tackle, one TFL and one pass deflection...**vs. Philadelphia (10/28):** Recorded two tackles (one solo)...**vs. Houston (10/21):** Notched two solo tackles including one for loss and 1.0 sack...**at Dallas (10/14):** Registered one solo tackle...**at Kansas City (10/7):** Tallied one solo tackle...**vs. New York Jets (9/30):** Saw action on defense...**vs. Tennessee (9/23):** Collected one solo tackle...**vs. New England (9/16):** Notched one solo tackle, 1.0 sack, one forced fumble and one fumble recovery.

2017 SEASON: Collected 21 tackles (18 solo) including seven for loss, a career-high 8.0 sacks, two forced fumbles and two fumble recoveries...**at New England (1/21):** Recorded three solo tackleand 2.0 sacks...**vs. Buffalo (1/7):** Played in his first career

playoff game...notched one solo tackle...**at Tennessee (12/31):** Registered two tackles and 0.5 sack...**vs. Houston (12/17):** Tallied two solo tackles including one for loss and 1.0 sack...**at Cleveland (11/19):** Collected one solo tackle, 1.0 sack and one fumble recovery...**at Indianapolis (10/22):** Notched four tackles (three solo) including one for loss and 1.5 sacks...**vs. New York Jets (10/1):** Tallied three solo tackles, 1.0 sack and one forced fumble...**vs. Baltimore (9/24):** Totaled two solo tackles and 1.0 sack...**at Houston (9/10):** Registered three solo tackles, 1.0 sack, one forced fumble and one fumble recovery in his season debut.

2016 SEASON: Played in all 16 games with one start, recorded 32 tackles and 4.0 sacks...**at Indianapolis (1/1):** Totaled one tackle, 0.5 sacks and one pass deflection...**vs. Tennessee (12/24):** Registered two solo tackles, 1.0 sack and two pass deflections...**vs. Denver (12/4):** Notched four solo tackles including one for loss...**at Kansas City (11/6):** Tallied four tackles (one solo) and 0.5 sack...**at San Diego (9/18):** Totaled a career-high six tackles (five solo) including two for loss and 2.0 sacks...**vs. Green Bay (9/11):** Made his NFL debut and first career start in the Jaguars season opener...recorded three tackles (two solo) and 1.0 TFL.

2015 SEASON: Suffered torn ACL in Jaguars rookie mini-camp and was placed on injured reserve on 8/29/15.

COLLEGE: Declared for the NFL Draft following his junior season...played in 37 games with 25 starts...career totals included 140 tackles (73 solo), 34 tackles for loss, 14.5 sacks, five forced fumbles, two fumble recoveries and two passes defended...started the final 24 games of his career...served as a team captain his junior season and two games as a sophomore.

PERSONAL: Attended Lakewood Senior (St. Petersburg, Fla.) High School, where he played for Head Coach Cory Moore...five-star prospect ranked as the No. 3 weakside defensive side and No. 28 recruit overall by Rivals.com...ranked in the Rivals100 national list (No. 28), as well as the ESPN 150 national list (No. 71)...named an Honorable Mention All-American by Sports Illustrated...also competed as a shot putter, recording a top-throw of 14.32 meters...son of Lanora and Dante Fowler Sr....has two younger brothers, Donterio and Cam'Ron.



94 JOHN FRANKLIN-MYERS

Defensive Line // Stephen F. Austin // Greenville, Texas

Ht./Wt.: 6-4/288

NFL Exp.: Rookie

GP/GS: 16/0, (Playoffs): (0/0)

Birth Date: 9/26/1996

Acquired: D4B-2018 (No. 135)

TRANSACTIONS: Selected by the Rams in the fourth round (135th overall) of the 2018 NFL Draft (4/28/18).

2018 SEASON: Named 2018 Carroll Rosenbloom Memorial Award winner, given to the Rams Rookie of the Year as voted on by teammates...**vs. San Francisco (12/30):** Saw action on defense and special teams...recorded one assisted tackle on defense...**at Arizona (12/23):** Saw action on defense...**vs. Philadelphia (12/16):** Saw action on defense...**at Chicago (12/9):** Saw action on defense...registered one tackle for loss and 1.0 sack...added one quarterback hit...**at Detroit (12/2):** Saw action on defense...recorded one quarterback hit...**vs. Kansas City (11/19):** Saw action on defense...notched his first career fumble recovery...**vs. Seattle (11/11):** Saw action on defense...recorded one assisted tackle...**at New Orleans (11/4):** Saw action on defense...**vs. Green Bay (10/28):** Saw action on defense...**at San Francisco (10/21):** Saw action on defense...recorded one quarterback hit...**at Denver (10/14):** Saw action on defense and special teams...tallied two tackles on defense (one solo) and one quarterback hit...**at Seattle (10/7):** Saw action on defense...**vs. Minnesota (9/27):** Recorded one solo tackle, one quarterback hit, one sack and one forced fumble...his fourth quarter strip sack was the first of his career and prevented a Vikings comeback...**vs. Chargers (9/23):** Saw action on defense...registered one quarterback hit...**vs. Arizona (9/16):** Notched two solo tackles...**at Oakland (9/10):** Made his NFL debut...recorded two tackles (one solo).

COLLEGE: Three-time All-Southland selection, including garnering first-team honors as a junior in 2016...three-time Southland All-Academic Team honoree...completed his collegiate career fifth on Stephen F. Austin's all-time career tackles for loss list with 37.5 over four seasons...finished ninth in program history in all-time career sacks (17.5)...compiled 130 total tackles in

four seasons, including 70 solo stops...forced five fumbles and had 22 quarterback hurries throughout his career...named to the 2018 National Football Foundation Hampshire Honor Society for maintaining a cumulative 3.2 GPA or better throughout his collegiate career...as a senior in 2017, named All-Southland Second-Team and Southland All-Academic Team member...played in all 11 games at defensive end with 10 starts...led the Lumberacks defensive front in his final season collegiate season with a team-best 13.5 tackles for a combine loss of 46 yards...in 2016 as a junior, named All-Southland Conference First-Team selection...Southland All-Academic selection...played in all 11 games for the Lumberjacks with nine starts at defensive end...finished the 2016 season with 32 tackles, including 20 solo stops, with 14.5 tackles for loss, 8.0 sacks, four forced fumbles and nine quarterback hurries...led the Southland Conference in both QBH and forced fumbles...as a sophomore in 2015, received All-Southland Conference Second-Team honors...Southland All-Academic selection...played in all 11 games for the Lumberjacks with four starts...recorded 32 tackles on the year, including 17 solo stops...as a true freshman in 2014, appeared in eight games...finished with 11 tackles on the year, including six solo tackles and a tackle for loss.

PERSONAL: Three year starter at defensive end at Greenville High School...two-time first-team all-district selection...two-time program Defensive MVP...coached by Chawn Cooper and Marvin Sedberry...earned additional letters in basketball and track and field...A/B honor roll student...aunt is Suzanne Reeves...born in Los Angeles, California...brother Ernesto Villasenor is a defensive lineman at Adams State...majored in kinesiology at Stephen F. Austin.

JOHN FRANKLIN-MYERS NFL STATISTICS



REGULAR SEASON

Year	Team	Tackles		Solo	Asst.	Sacks	Interceptions			TD	PD	Fumbles		
		G/S	Total				Int.	Yards	Long			FF	FR	Yards
2018	Los Angeles Rams	16/0	10	6	4	2.0	14.0	0	0	0	0	1	1	0
Totals		16/0	10	6	4	2.0	14.0	0	0	0	0	1	1	0

JOHN FRANKLIN-MYERS GAME-BY-GAME



2018 Los Angeles Rams

Game	WL	P/S	T	S	A	Sk	Yds	Int	Yds	Lg	TD	PD	FF	FR	Yds
at Oak 9/10	W	1/0	2	1	1	0.0	0.0	0	0	0	0	0	0	0	0
Ari 9/16	W	1/0	2	2	0	0.0	0.0	0	0	0	0	0	0	0	0
LAC 9/23	W	1/0	0	0	0	0.0	0.0	0	0	0	0	0	0	0	0
Min 9/27	W	1/0	1	1	0	1.0	4.0	0	0	0	0	0	1	0	0
at Sea 10/7	W	1/0	0	0	0	0.0	0.0	0	0	0	0	0	0	0	0
at Den10/14	W	1/0	2	1	1	0.0	0.0	0	0	0	0	0	0	0	0
at SF 10/21	W	1/0	0	0	0	0.0	0.0	0	0	0	0	0	0	0	0
GB 10/28	W	1/0	0	0	0	0.0	0.0	0	0	0	0	0	0	0	0
at NO 11/4	L	1/0	0	0	0	0.0	0.0	0	0	0	0	0	0	0	0
Sea 11/11	W	1/0	1	0	1	0.0	0.0	0	0	0	0	0	0	0	0
KC 11/19	W	1/0	0	0	0	0.0	0.0	0	0	0	0	0	0	1	0
at Det 12/2	W	1/0	0	0	0	0.0	0.0	0	0	0	0	0	0	0	0
at Chi 12/9	L	1/0	1	1	0	1.0	10.0	0	0	0	0	0	0	0	0
Phi 12/16	L	1/0	0	0	0	0.0	0.0	0	0	0	0	0	0	0	0
at Ari 12/23	W	1/0	0	0	0	0.0	0.0	0	0	0	0	0	0	0	0
SF 12/30	W	1/0	1	0	1	0.0	0.0	0	0	0	0	0	0	0	0
Totals	13-3	16/0	10	6	4	2.0	14.0	0	0	0	0	1	1	1	0

16 JARED GOFF

Quarterback // California // Novato, Calif.

Ht./Wt.: 6-4/222

NFL Exp.: 3rd (3rd Rams)

GP/GS: 38/38, (Playoffs): (1/1)

Birth Date: 10/14/1994

Acquired: D1-2016 (No. 1)


TRANSACTIONS: Selected by Los Angeles in the first round (1st overall) of the 2016 NFL Draft (4/28/16).

PRO: Third-year professional, originally drafted No. 1 overall in 2016...started all 38 regular season games and one playoff contest played in first three NFL seasons...amassed 9,581 career yards passing with 65 touchdowns...named to first Pro Bowl following 2017 season.

2018 SEASON: vs. San Francisco (12/30): Completed 15-of-26 passes for 199 yards, four touchdowns and a 121.6 passer rating...his third game of the season with at least four touchdown passes (fifth career)...became the fourth quarterback in franchise history to throw for at least 30 touchdowns in a season, joining Vince Ferragamo (30, 1980), Jim Everett (31, 1988), Kurt Warner (36, 2001 and 41, 1999)...his 32 touchdowns passed Jim Everett (31, 1988) for the third-most in franchise history...his 364 completions passed Sam Bradford (354, 2010) for the third-most single-season completions in franchise history...**at Arizona (12/23):** Completed 19-of-24 passes for 216 yards, one touchdown and a 118.1 passer rating...passed Pat Haden (9,296) for ninth place and Vince Ferragamo (9,376) for eighth place on the Rams all-time passing leaders list...holds the record for second-most passing yards in a single season in franchise history (4,489)...added two rushes for six yards and one rushing touchdown (second of season, fourth of career)...**vs. Philadelphia (12/16):** Completed a career-high 35-of-53 passes for 339 yards and a 75.9 passer rating...tallied his eighth game with 300-plus passing yards this season (13th career)...ranks fifth on the Rams' all-time single-season passing yards list (4,273 yards)...added two rushes for 11 yards...recovered one fumble on offense...**at Chicago (12/9):** Completed 20-of-44 passes for 180 yards and a 19.1 passer rating...added one rush for five yards...**at Detroit (12/2):** Completed 17-of-33 passes for 207 yards, one touchdown, one interception and a 68.6 passer rating...threw his 60th career touchdown to pass Sam Bradford (59) for eighth place on the Rams all-time passing touchdown leaders list...passed Bill Wade (8,572) for tenth place on the Rams all-time passing list...passed Sam Bradford (3,702) for the tenth-best single-season passing output in franchise history...**vs. Kansas City (11/19):** Completed a career-high 31-of-49 passes for 413 yards, four touchdowns and a 117.1 passer rating...compiled 400-plus passing yards for the second time in his career...marked his fourth career game with at least four touchdown passes...passed Billy Wade (56) for ninth place on the Rams all-time passing touchdown leaders list...added four rushes for six yards and one rushing touchdown...his first rushing touchdown of the season and third of his career...**vs. Seattle (11/11):** Completed 28-of-39 passes for 318 yards and two touchdowns for a 113.0 passer rating...his sixth game this season and 11th career game with at least 300 passing yards...added three rushes for three yards...**at New Orleans (11/4):** Completed 28-of-40 passes for 391 yards, three touchdowns and one interception for a 115.7 passer rating...his fifth game of the season (10th career) with at least 300 passing yards and fourth game (eighth career) with at least three passing touchdowns...completed at least 70 percent of his pass attempts for the sixth time this season...added three rushes for 17 yards...**vs. Green Bay (10/28):** Completed 19-of-35 passes for 295 yards and three touchdowns for a 111.0 passer

rating...recorded his 50th career passing touchdown...his second game this season with at least three touchdowns and zero interceptions and the sixth of his career...helped lead the team back from a 10-point deficit late in the first half...added five rushes for seven yards...**at San Francisco (10/21):** Completed 18-of-24 passes for 202 yards and two touchdowns...marked his fourth game this season with multiple passing touchdowns...his 127.4 passer rating was the fourth-highest of his career...**at Denver (10/14):** Completed 14-of-28 passes for 201 yards and one interception...rushed four times for 14 yards...**at Seattle (10/7):** Completed 23-of-32 passes for 321 yards, one touchdown and two interceptions for an 88.2 passer rating...his ninth career game with 30-plus passing yards...added five rushes for 15 yards including a successful QB sneak on 4th-and-1 in the final two minutes to seal the victory...recovered one fumble...**vs. Minnesota (9/27):** Completed 26/33 passes for a career high 465 yards and five touchdowns with zero interceptions...posted a season-long 70-yard completion...his 158.3 passer rating was a new personal best...became the third quarterback in league history to post a perfect passer rating with at least 30 passing attempts in a single game...logged his first career 400-plus passing yard game and eighth career 300-plus passing yard game (fourth-most in franchise history)...his 465 passing yards were the third highest single-game passing total in franchise history...his four first half touchdown passes and five total touchdown passes tied Kurt Warner (10/10/99) for the most in franchise history...tied a league record with three consecutive games of at least 350 passing yards while completing at least 75 percent of his passes...also tallied two rushing attempts for seven yards...**vs. Chargers (9/23):** Completed 29-of-36 passes for 354 yards, three touchdowns and one interception...his 123.8 passer rating was the fourth highest of his career...became the third player in league history to throw for at least 350 yards and complete 75 percent of his passes in consecutive weeks...also added three rushes for 14 yards...**vs. Arizona (9/16):** Completed 24-of-32 passes for 354 yards, one touchdown and one interception...his 108.1 passer rating was the seventh highest mark of his career...**at Oakland (9/10):** Completed 18-of-33 passes for 233 yards, two touchdowns and no interceptions for a 97.2 passer rating...his fifth career road start with zero interceptions and at least two passing touchdowns.

2017 SEASON: Started all 15 games played...finished the regular season 296-for-477, 3,804 passing yards, 28 touchdowns, seven interceptions and a passer rating of 100.5...earned NFC Offensive Player of the Week honors for his Week 9 performance...named a Pro Bowl first alternate...led team that ranked in the top five in the NFL in points per game (1), passing percent had intercepted (2), passing net yards per play (4) and yards per play (5)...his 3,804 passing yards are the ninth-most by a Rams quarterback in a single season in franchise history...on the road, Goff completed 148 passes for 1,848 yards, 18 touchdowns, and two interceptions for 109.8 passer rating...his 28 passing touchdowns passed Roman Gabriel (25) for the sixth-most passing touchdowns in a season in franchise history...**Wild Card vs. Atlanta (1/6/18):** Completed 24-of-45 passes for 259 yards, no interceptions and one touchdown



for a 77.9 passer rating...**at Tennessee (12/24)**: Completed 22-of-28 passes for 301 yards and four touchdowns for a 118.4 passer rating... passed former QB Sam Bradford (3,512) for the 10th-highest and ninth-highest (3,702) single-season passing yard output in franchise history...**at Arizona (12/3)**: Completed 21-of-31 passes for 220 yards and two touchdowns for a 96.2 passer rating... eclipsed 3,000 passing yards and 20 touchdowns this season, the last Rams quarterback to post those numbers was Sam Bradford (3,702 yards and 21 TDs in 2012)...his 12 passing touchdowns on the road this season is the sixth most by a Rams quarterback in a single season...**vs. New Orleans (11/26)**: Completed 28-of-43 passes for his second highest career record of 354 yards, two touchdowns, and a 96.5 passer rating...**vs. Houston (11/12)**: Completed 25-of-37 passes for a personal best 355 yards...no interceptions and a 125.4 passer rating...recorded a career-long 94-yard touchdown pass to WR Robert Woods...**at New York Giants (11/5)**: Completed 14-of-22 passes for 311 yards and four touchdowns for a career-high passer rating of 146.8...the ninth highest passer rating in franchise history...**vs. Arizona (10/22)**: Completed 22-of-37 passes for 235 yards, two touchdowns (one rushing)...**at San Francisco (9/21)**: Completed 22-of-28 passes for 292 yards, three touchdowns and

no interceptions for a 145.8 passer rating...established a personal best in completion percentage (78.6)...**vs. Indianapolis (9/10)**: Completed 21-of-29 passes for 306 yards and a touchdown, for a 117.9 passer rating, while picking up his first career win as a starter.

2016 SEASON: Started the last seven games of the season... completed 112-of-205 passes for 1,089 yards and six touchdowns (one rushing)... **vs. Atlanta (12/11)**: Tallied 235 passing yards on 24-of-41 completions...scored his first rushing touchdown of his career on a two-yard scamper...**at New Orleans (11/27)**: Completed 20-of-32- passes for 214 yards and three touchdowns... first career NFL touchdown came on a 24-yard completion to wide receiver Tavon Austin...finished with a passer rating of 100.3...**vs. Miami (11/20)**: Made his NFL debut...completed 17-of-31 passes for 134 yards without an interception...carried the ball four times for 11 yards.

COLLEGE: Started all 37 games possible during his three seasons at Cal and is the only quarterback in school history to have ever started his first game as a true freshman...holds 26 Cal records

including career marks for passing yards (12,220), passing yards per game (329.7), touchdown passes (96), completions (977), passing attempts (1,569), total offense (12,086) and total plays (1,739)...second on the school's all-time list for passing efficiency (143.95) behind only Aaron Rodgers...broke Pac-12 career records with an average of 326.6 yards of total offense per game as well as three seasons of gaining 3,000 or more total yards...ranks third all-time in Pac-12 history and 26th nationally in passing yards as well as fourth in the Pac-12 and 27th nationally in passing touchdowns.. set a pair of Pac-12 single-season records in his final campaign as a 2015 junior when he passed for 4,719 yards and 43 touchdowns and he was also the first Cal quarterback to earn first-team All-Pac-12 honors since Rodgers in 2004...two-time team captain as voted by his teammates in his final two campaigns as a junior and 2014 sophomore...one of six players in Pac-12 history to throw for 3,000 or more yards in three seasons and one of two to throw for 3,000 or more yards in each of his first three campaigns... had at least 268 yards passing or two touchdown passes in each of his final 14 collegiate contests...twice earned Pac-12 Offensive Player of the Week honors with both coming over the final three games of his 2015 junior season against Oregon State (11/14/2015) and Arizona State (11/28/2015)... the team's seven-win turnaround over his last two seasons from a 1-11 record in 2013 to an 8-5 mark in 2015 is tied for the second best in school history behind only the eight-win improvement from a 2-10 mark in 1946 to a 10-1 record in 1948...Cal's Most Outstanding Player in a Lockheed Martin Armed Forces Bowl victory over Air Force as a junior in the final game of his collegiate career when he set the bowl's single-game records by passing for 467 yards and six touchdowns to lead Cal to its first bowl victory since 2008.

PERSONAL: Attended Marin Catholic High School in Calif... passed for a combined 7,687 yards and 93 touchdowns with 18 interceptions in three varsity seasons from 2010-12, completing 477-of-767 passes (62.2 percent)...led three varsity teams to one appearance in the state title game, one North Coast Section crown, three NCS playoff appearances and three MCL championships... earned All-American honors from SuperPrep as a 2012 senior... parents are Jerry and Nancy Goff...has one sibling, Lauren...father was a catcher who played Major League Baseball with Montreal (1990, 1992), Pittsburgh (1993-94) and Detroit (1995-96) following his collegiate baseball career at Cal that included All-America, All-District 8 and All-Pac-10 honors in 1986...majored in sociology.

JARED GOFF NFL STATISTICS



REGULAR SEASON

Passing

Year	Team	G/S	Att.	Comp.	Pct.	Yards	Yds/Att.	TD	Int.	Long	Sack-Yards	Rating
2016	Los Angeles Rams	7/7	205	112	54.6	1,089	5.3	5	7	66	26-222	63.6
2017	Los Angeles Rams	15/15	477	296	62.1	3,804	8.0	28	7	94t	25-172	100.5
2018	Los Angeles Rams	16/16	561	364	64.9	4,688	8.4	32	12	70t	33-223	101.1
Totals		38/38	1,243	772	62.1	9,581	7.7	65	26	94t	84-617	94.7

Rushing

Year	Team	Att.	Yards	Avg.	Long	TD
2016	Los Angeles Rams	8	16	2.0	6	1
2017	Los Angeles Rams	28	51	1.8	22	1
2018	Los Angeles Rams	43	108	2.5	16	2
Totals		79	175	2.2	22	4

POSTSEASON

Passing

Year	Team	G/S	Att.	Comp.	Pct.	Yards	Yds/Att.	TD	Int.	Long	Sack-Yards	Rating
2017	Los Angeles Rams	1/1	45	24	53.3	259	5.8	1	0	38	3-13	77.9
Totals		1/1	45	24	53.3	259	5.8	1	0	38	3-13	77.9

Rushing

Year	Team	Att.	Yards	Avg.	Long	TD
2017	Los Angeles Rams	0	0	0	0	0
Totals		0	0	0	0	0

JARED GOFF GAME-BY-GAME



2018 Los Angeles Rams

Game	W/L	P/S	Att.	Comp.	Pct.	Yards/			Int.	Long	Sack-		Rtg.
						Yards	Att.	TD			Yards	Yards	
at Oak 9/10	W	1/1	33	18	54.5	233	7.1	2	0	30	1-8	97.2	
Ari 9/16	W	1/1	32	24	75.0	354	11.1	1	1	57	2-12	108.1	
LAC 9/23	W	1/1	36	29	80.6	354	9.8	3	1	53t	1-4	123.8	
Min 9/27	W	1/1	33	26	78.8	465	14.1	5	0	70t	1-9	158.3	
at Sea 10/7	W	1/1	32	23	71.9	321	10.0	1	2	31	1-8	88.2	
at Den10/14	W	1/1	28	14	50.0	201	7.2	0	1	44	5-27	58.8	
at SF 10/21	W	1/1	24	18	75.0	202	8.4	2	0	32	1-9	127.4	
GB 10/28	W	1/1	35	19	54.3	295	8.4	3	0	32	5-26	111.0	
at NO 11/4	L	1/1	40	28	70.0	391	9.8	3	1	48	0-0	115.7	
Sea 11/11	W	1/1	39	28	71.8	318	8.2	2	0	35	2-11	113.0	
KC 11/19	W	1/1	49	31	63.3	413	8.4	4	0	40	5-34	117.1	
at Det 12/2	W	1/1	33	17	51.5	207	6.3	1	1	26	2-12	68.6	
at Chi 12/9	L	1/1	44	20	45.5	180	4.1	0	4	29	3-25	19.1	
Phi 12/16	L	1/1	53	35	66.0	339	6.4	0	1	33	2-14	75.9	
at Ari 12/23	W	1/1	24	19	79.2	216	9.0	1	0	39	2-24	118.1	
SF 12/30	W	1/1	26	15	57.7	199	7.7	4	0	36	0-0	121.6	
Totals	13-3	16/16	561	364	64.9	4,688	8.4	32	12	70t	33-223	101.1	

2017 Los Angeles Rams

Game	W/L	P/S	Att.	Comp.	Pct.	Yards/			Int.	Long	Sack-		Rtg.
						Yards	Att.	TD			Yards	Yards	
Ind 9/10	W	1/1	29	21	72.4	306	10.60	1	0	39	1-8	117.9	
Was 9/17	L	1/1	25	15	60.0	224	8.96	1	1	69	2-12	86.1	
at SF 9/21	W	1/1	28	22	78.6	292	10.43	3	0	47	0-0	145.8	
at Dal 10/1	W	1/1	36	21	58.3	255	7.08	2	0	53t	1-11	98.7	
Sea 10/8	L	1/1	47	22	46.8	288	6.13	0	2	35	2-13	48.9	
at Jax 10/15	W	1/1	21	11	52.4	124	5.90	1	0	22	3-17	86.2	
Ari 10/22	W	1/1	37	22	59.5	235	6.35	1	1	35	1-7	75.8	
at NYG 11/5	W	1/1	22	14	63.6	311	14.14	4	0	67t	0-0	146.8	
Hou 11/12	W	1/1	37	25	67.6	355	9.59	3	0	94t	3-22	125.4	
at Min 11/19	L	1/1	37	23	62.2	225	6.08	0	0	23	2-16	79.2	
NO 11/26	W	1/1	43	28	65.1	354	8.23	2	1	53	4-27	96.5	
at Ari 12/3	W	1/1	31	21	67.7	220	7.10	2	1	33	1-7	96.2	
Phi 12/10	L	1/1	26	16	61.5	199	7.65	2	0	64	2-1	110.9	
at Sea 12/17	W	1/1	21	14	66.7	120	5.71	2	1	15	2-16	93.4	
at Ten 12/24	W	1/1	38	22	57.9	301	7.92	4	0	80t	1-15	118.4	
SF 12/31	L										Did Not Play		
Totals	11-5	15/15	477	296	62.1	3,804	8.0	28	7	94t	25-172	100.5	

2017 Postseason

Atl 1/6/18	L	1/1	45	24	53.3	259	5.8	1	0	38	3-13	77.9
Totals	0-1	1/1	45	24	53.3	259	5.8	1	0	38	3-13	77.9

2016 Los Angeles Rams

Game	W/L	P/S	Att.	Comp.	Pct.	Yards/			Int.	Long	Sack-		Rtg.
						Yards	Att.	TD			Yards	Yards	
at SF 9/12	L										Declared Inactive		
Sea 9/18	W										Did Not Play		
at TB 9/25	W										Did Not Play		
at Ari 10/2	W										Did Not Play		
Buf 10/9	L										Did Not Play		
at Ded 10/16	L										Did Not Play		
NYG 10/23	L										Did Not Play		
Car 11/6	L										Did Not Play		
at NYJ 11/13	W										Did Not Play		
Mia 11/20	L	1/1	31	17	54.8	134	4.3	0	0	21	1-9	65.8	
at NO 11/27	L	1/1	32	20	62.5	214	6.7	3	1	31	3-36	100.3	
at NE 12/4	L	1/1	32	14	43.8	161	5.0	1	2	66	4-35	43.9	
Atl 12/11	L	1/1	41	24	58.5	235	5.7	0	2	28	3-27	54.4	
at Sea 12/15	L	1/1	25	13	52.0	135	5.4	0	0	25	4-31	67.9	
SF 12/24	L	1/1	24	11	45.8	90	3.7	1	2	24	4-12	35.1	
Ari 1/1/17	L	1/1	20	13	65.0	120	6.0	0	0	0	0-0	81.3	
Totals	4-12	7/7	205	112	54.6	1,089	5.3	5	7	66	26-222	63.6	

30 TODD GURLEY II

Running Back // Georgia // Tarboro, N.C.

Ht./Wt.: 6-1/224

NFL Exp.: 4th (4th Rams)

GP/GS: 58/57, (Playoffs): (1/1)

Birth Date: 8/3/1994

Acquired: D1-2015 (No. 10)

TRANSACTIONS: Selected by the Rams in the first round (10th overall) of the 2015 NFL Draft (4/30/15).

PRO: Fourth-year pro...earned Associated Press Offensive Player of the Year and First-Team All-Pro honors in 2017...named 101 Awards NFC Offensive Player of the Year...earned second-career Pro Bowl honor for his 2017 season performance...career totals of 1,042 carries, 4,547 rushing yards, 46 rushing touchdowns and 10 receiving touchdowns...has hauled in 187 career receptions for 1,883 yards...became fourth player in franchise history to earn Offensive Rookie of the Year honors (2015)...named PFWA's Rookie of the Year and All-Rookie team...earned first Pro Bowl honors in his rookie season in 13 games he appeared in...started all 16 games his second year in 2016...named NFC Player of the Week for Weeks 4, 15, and 16 in 2017...named NFC Player of the Month in September and December 2017...named NFC Player of the Week for Weeks 6 and 13 in 2018... named NFC Offensive Player of the Month in October 2018.

2018 SEASON: vs. San Francisco (12/30):

Declared inactive...**at Arizona (12/23):**

Declared inactive...**vs. Philadelphia**

(12/16): Carried the ball 12 times for

48 yards and two rushing touchdowns...

his sixth multi-score game this season

(15th career)...tied a career-best with 10

receptions for a team-leading 76 yards...

passed Dan Towler (44) for fourth place

on the Rams all-time rushing touchdown

leaders list... passed Greg Bell's record for

second (15) and third-most (16) rushing

touchdowns in a season in Rams history...

passed Eric Dickerson (20, 1993) who

ranks third in franchise history with most

touchdowns in a single season and

matched Marshall Faulk's (21, 2001) record

for second-most touchdowns in season...

notched 12 points to pass David Ray (130,

1973) and tie Jeff Wilkins (131, 2006) for fifth

and fourth place, respectively in franchise

history for single-season points scored...totaled 22 touches for

124 scrimmage yards...**at Chicago (12/9):** Finished with 11 carries

for 28 yards...added three receptions for 30 yards...**at Detroit**

(12/2): Registered 23 rushes for 132 yards and two rushing

touchdowns...averaged 5.7 yards per carry...longest rush was a

season-high 36 yards...marked his sixth game this season (17th

career) with 100-plus rushing yards and fifth game this season

(12th career) with multiple rushing touchdowns...tied Dan Towler

(44) for fourth place on the Rams all-time rushing touchdown

leaders list...became the sixth running back in franchise history to

reach 1,000 career carries...

added three receptions for 33

yards...totaled 26 touches for

165 yards...**vs. Kansas City**

(11/19): Rushed 12 times for

55 yards...averaged 4.6 yards

per carry...surpassed 1,000

rushing yards for the second

consecutive season, the third

time in his four pro seasons...

passed Jack Snow (6,015) for 10th place on the Rams all-time

scrimmage yardage list...added three receptions for 39 yards...

vs. Seattle (11/11): Tallied 16 carries for 120 yards and one

rushing touchdown...averaged 7.5 yards per carry...marked his

fifth game of the season and 16th career game with over 100

rushing yards...passed Ron Brown (5,836) for 13th place on the

Rams all-time all-purpose yardage list...scored a touchdown in

his 13th-consecutive regular season game...leads the NFL in

scoring with 108 total points...passed Henry Ellard (312) and

Tony Zendejas (312) for 15th place on the Rams all-time scoring

leaders list...added three receptions for 40 yards... totaled 19

touches for 160 yards...**at New Orleans (11/4):** Notched 13

carries for 68 yards and one rushing touchdown...averaged 5.2

yards per carry...scored a touchdown for the 12th consecutive

regular season game, breaking Elroy Hirsch's all-time franchise

record...leads the NFL in scoring with 16 touchdowns and three

two-point conversions for 102 total points...tied a season-high

with six receptions for 11 yards...passed Pete Holohan (159) for

25th place on the Rams all-time reception leaders list with 165

career receptions...totaled 19 touches for 79 yards...**vs. Green**

Bay (10/28): Finished with 25 carries for 114 rushing yards for

an average of 4.6 yards per carry...his fourth game with at least

100 rushing yards this season and the 15th of his career...added

a season-high six receptions for 81 yards and a touchdown...

notched the third two-point conversion of his career on a 2-yard

reception from QB Jared Goff in the third quarter...has scored a

touchdown in 11 consecutive regular season games, tying Elroy

Hirsch for the all-time franchise record...leads the NFL in scoring

with 15 touchdowns and 96 total points...totaled 31 touches for

195 yards...**at San Francisco (10/21):** Recorded 15 carries for

63 yards and two rushing touchdowns...averaged 4.2 yards per

carry...added four receptions for 23 yards and one receiving

touchdown...marked his fourth game with at least two touchdowns

and third game with three touchdowns this season...has scored a

touchdown in his last 10 consecutive regular season games...has

now scored 14 touchdowns (11 rushing) and a league-leading 88

total points in 2018...passed WR Danny Amendola for 14th place

on the Rams all-time all-purpose yardage list...became only the

seventh running back in franchise history to start 50 games for

the Rams...**at Denver (10/14):** Tallied 28 carries for a career-high

208 yards and two rushing touchdowns...averaged 7.4 yards per

carry...his first career game of 200-plus rushing yards...became

the first Rams player to rush for 200-plus yards since Marshall

Faulk on 12/23/01...his 208 rushing yards were tied for the eighth

most in a single game in franchise history with Marshall Faulk

(10/15/00) and Eric Dickerson (11/04/84)...marked his third multi-

touchdown game this season and the 12th of his career...has



2017 NFC Offensive Player of the Month: September & December

2017 NFC Offensive Player of the Week: Week 4, 15, 16

2018 NFC Offensive Player of the Week: Week 6, 13

2018 NFC Offensive Player of the Month: October

2,000-Plus Scrimmage Yards, 10-Plus Rushing TDs & Six-Plus Receiving TDs in a Single Season

Player	Season	Scrim Yds	Rush TD	Rec TD
O.J. Simpson	1975-BUF	2,243	16	7
Marshall Faulk	2000-STL	2,189	18	8
Marshall Faulk	2001-STL	2,147	12	9
Todd Gurley II	2017-L.A.	2,093	13	6

scored a touchdown in his last nine consecutive regular season games...has now scored 11 touchdowns (nine rushing) and a league-leading 70 total points in 2018...passed Jim Benton and Jack Snow to move into 17th place on the Rams all-time scoring leaders list with 280 career points...added two receptions for 17 yards...**at Seattle (10/7)**: Totaled 22 carries for 77 yards and three rushing touchdowns...his second game with three rushing touchdowns this season and the third of his career...marked his eighth consecutive game with a touchdown...added four receptions for 36 yards...leads the NFL in scoring with 58 total points on the season...**vs. Minnesota (9/27)**: Notched 17 rushes for 83 yards and an average of 4.9 yards...hauled in four passes for 73 yards and one receiving touchdown...recorded a season-long 56-yard reception...**vs. Chargers (9/23)**: Tallied 23 rushes for 105 yards and one touchdown...passed Dan Towler for sixth place on the Rams all-time rushing list...recorded his 13th career 100-yard rushing performance...added five receptions for 51 yards...**vs. Arizona (9/16)**: Finished with 19 carries for 42 yards and three touchdowns on the ground...passed Les Josephson for seventh place on the Rams all-time rushing list and needs 48 yards to pass Dan Towler for sixth place...marked his second career game with three rushing touchdowns...converted two two-point rushing conversions...added three receptions for 31 yards...**at Oakland (9/10)**: Rushed 20 times for 108 yards and a 5.4 average...marked his 12th career game with 100-plus rushing yards...he is just four yards shy of the seventh most rushing yards on the Rams all-time rushing list behind Les Josephson (3,407)...recorded three receptions for 39 yards and one touchdown.

2017 SEASON: Played in and started 15 games of the regular season and started in one postseason contest...led the NFL in touchdowns (19), was the highest scoring non-kicker (114), ranked first in the league in scrimmage yards (2,093) and finished second in rushing yards (1,305)...averaged 6.1 yards per touch, 39 rushes for 10-plus yard gains and 66 rushing first downs...he is one of three players in NFL history to record 1,000-plus scrimmage yards, 10-plus rushing touchdowns and five-plus receiving touchdowns in a single season...**Wild Card vs. Atlanta (1/6/18)**: Started at running back...rushed 14 times for 101 yards and a 7.2-yard average...had two long rushes of 26 and 33 yards...totaled four receptions for 10 yards...**at Tennessee (12/24)**: Totaled 32 touches for 275 scrimmage yards, the third highest mark in franchise history in a single game...rushed 22 times for 118 yards...recorded 10 receptions for a career high 158 yards and two touchdowns including an 81-yard touchdown, the second-longest reception by a running back this season...became the third player in NFL history to have 100-plus rushing yards and 150-plus receiving yards in a single game, joining Ollie Matson (1954) and Herschel Walker (1986)...**at Seattle (12/17)**: Totaled 24 touches for 180 yards from scrimmage and four touchdowns...rushed 21 times for a season-high 152 yards, a 7.2-yard average and three touchdowns...recorded three receptions for 28 yards and one touchdown...was the first Rams player in over a decade with four touchdowns in a single game...second player in franchise history to have 1,800-plus scrimmage yards and 15-plus touchdowns in the team's first 14 games of a season...**vs. Philadelphia (12/10)**: Rushed 13 times for a team-leading 96 yards and two touchdowns...recorded three receptions for 39 yards...totaled 16 touches for 135 yards from scrimmage...eclipsed the 1,000 yard rushing mark for a second season...**at Arizona (12/3)**: Rushed 19 times for 74 yards...recorded six receptions for 84 yards...totaled 25 touches for 158 yards...**vs. New Orleans (11/26)**: Rushed 17 times for 74 yards...recorded four receptions for 54 yards...totaled 21 touches for 128 yards... his seven 25-plus yard receptions this season currently leads the NFL at his position...**vs. Arizona (10/22)**: Rushed 22 times for 106 yards and one touchdown... caught four passes for 51 yards...notched his fourth 100-plus yard rushing game of the season...**at Jacksonville (10/15)**: Tallied 116 rushing yards on 23 carries for 5.0-yard average...his third 100-plus yard rushing game this season and eighth in his career...**at Dallas (10/1)**: Rushed 23 times for 121 yards and caught seven passes for 94 yards and one touchdown...totaled 215 yards from scrimmage on 30 touches... posted his highest total single-game output of his career...named NFC Offensive Player of the Week...**at San Francisco (9/21)**: Rushed 28 times for 113 yards and two rushing touchdowns...notched five receptions for 36 yards and one touchdown...marked first time in his career that he scored three times...**vs. Washington (9/17)**: Recorded 16 rushes for 88 yards and three receptions for 48 yards, totaling 19 touches for 136 yards...carried the ball for a 1-yard rushing touchdown and added a second touchdown on an 18-yard reception from QB Jared Goff...marked Gurley's first

receiving touchdown of his career and his fourth multi-touchdown game of his career.

2016 SEASON: Carried the ball 278 times for 885 yards and six rushing touchdowns...posted a new career-high in receiving yards (327)... **vs. San Francisco (12/26)**: Carried the ball 23 times for 67 yards...scored his sixth rushing touchdown of the season...hauled in three receptions for 20 yards...**vs. Atlanta (12/11)**: Totaled 16 carries for 61 yards...scored his fifth rushing touchdown of the season on a three-yard rush...caught three passes for 22 yards...**at New Orleans (11/27)**: Rushed the ball 13 times for 50 yards...recorded longest reception of the season after hauling in a 31-yard reception from QB Jared Goff...finished with four receptions for 49 yards...**vs. Miami (11/20)**: Rushed for 76 yards on 20 carries...scored his fourth rushing touchdown of the season on his longest run of the year (24)...**at Detroit (10/16)**: Carried the ball 14 times for 58 yards, a 4.1-yard average... caught four passes for 39 yards for a total of 97 yards on 18 touches...**vs. Buffalo (10/9)**: Recorded 23 carries for 72 yards... scored his first rushing touchdown in the Coliseum, his third of the season...caught three passes for 36 yards...totaled 108 yards from scrimmage...**at Arizona (10/2)**: Carried the ball 17 times for 33 yards...recorded a career long 33-yard reception...finished with five receptions...**at Tampa Bay (9/25)**: Rushed for 85 yards on 27 carries, and found the end zone twice...marked his third multi-touchdown game of his career.

2015 SEASON: Played in 13 games and started 12...earned first Pro Bowl honor...finished the season leading the team in rushes (229) and rushing yards (1,108) and 10 touchdowns...finished the season third in rushing yards in the NFL...the last Rams running back to have at least 1,000 yards was Steven Jackson (1,045) in 2012...the last Rams rookie running back to reach 1,000 was Jerome Bettis (1,429) in 1993...last time a Rams running back to have a rushing touchdown in at least five consecutive games was Marshall Faulk in Weeks 15-17 in '01 and Weeks 1-3 in '02... recorded five 100-yard rushing games...one of three rookies since 1970 with 700-plus rushing yards in first six career starts (Adrian Peterson, Eric Dickerson)...**vs. Detroit (12/13)**: Started at running back...rushed 16 times for 140 yards and two touchdowns... marked his fifth 100-plus yard rushing yard game and second multi-touchdown game...notched three rushes for 20-plus yards, including a long of 49 yards...has amassed 975 rushing yards this season on 189 attempts for a 5.2-yard average...his 975 rushing yards rank fourth in the NFL, behind Adrian Peterson (1,251), Doug Martin (1,214), and Jonathan Stewart (989)...**vs. San Francisco (11/1)**: Made his fourth start at running back...rushed 20 times for 133 yards, a 6.7-yard average...has four rushes of 45-plus yards in his first four games as a starter (48 v CLE, 52 at AZ, 55 at GB, 71 v SF)...notched a 71-yard touchdown run, the longest rushing play of the season for the Rams and the fourth longest rush of the season in the NFL...marked his fourth consecutive game with 100-plus yards, last Rams rookie running back to do so was Jerome Bettis in 1993...in his first four career starts, he has rushed for 566 yards, the most yards by any NFL player in his first four starts who began career in Super Bowl era. Previously, the record was held by Billy Sims (539)...**vs. Cleveland (10/25)**: Started at running back...scored his first NFL touchdown on a 1-yard rush...added a second touchdown on a 16-yard rush...finished the day with 19 rushes for 128 yards, including a long of 48 yards...also had four receptions for 35 yards, to put his total yards at 163...marked his third consecutive 100-yard rushing game...the last Rams rookie running back to post 100-plus yards in three consecutive games was Eric Dickerson in 1983...**at Green Bay (10/11)**: Started at running back...notched his second-consecutive 100-yard rushing game...rushed 30 times for 159 yards, a 5.3-yard average, including a long rush of 55 yards...**at Arizona (10/4)**: Made his first NFL start...led the team in rushes (19) and rushing yards (146)...marked his first 100-yard rushing game of his career...notched a long rush of 52 yards.

COLLEGE: Notched 18 career 100-yard rushing games at Georgia, second most in school history...also had one 200 yard rushing game...scored 44 career touchdowns (36 rushing, six receiving, two kickoffs), which ranks second in school records behind Herschel Walker (52)...second in school history with 4,322 all-purpose yards and 3,285 rushing yards, trailing Walker (5,749)... one of only four Bulldogs to have 3,000-plus yards rushing in his career...established new school record with career 6.44 average gain per rush (old mark: 6.42, Charley Trippi, 1942, 1945-46)...voted team's offensive MVP for 2014 season...named to the Paul Hornung Award Honor Roll following his performances

against Vanderbilt, Tennessee and Clemson during the 2014 season...also tapped three times for Athlon Sports National Player of the Week honors...earned SEC Offensive Player of the Weeks honors six times during his collegiate career...posted a career-high 208 rushing yards on 28 carries and two touchdowns vs. Tennessee (2014)...in 2012, became the second UGA true freshman (Walker in 1980) to rush for more than 1,000 yards...set Georgia freshman running back record with 17 rushing touchdowns, which is tied for third overall at UGA...tallied nine games with at least 100 yards rushing, which ranks tied for third in school history for a season.

PERSONAL: Name pronounced "GUR-lee"...attended Tarboro High School...earned North Carolina Associated Press Player of the Year honors for 2011...NCPREPS.com 2A Player of the

Year for 2011...SuperPrep All-Mid-Atlantic Team...ESPN.com four star prospect, No. 11 ranked running back, ranked No. 10 in state of North Carolina overall...ESPNHS North Carolina Magazine First Team All State...won three consecutive 2A State Championships at Tarboro High School...rushed for 242 yards and four touchdowns in 2011 State Championship game...as a senior totaled 2,600 yards and 38 touchdowns...played running back and safety during his junior season, totaling 1,472 rushing yards and 26 touchdowns, as well as 79 tackles, an interception, and a forced fumble...ran track for Team USA in Europe during the Spring and Summer of 2011...majored in pre-business...recipient of the Jack and Joy Davis Football Scholarship all three years of his Georgia career.

TODD GURLEY II NFL STATISTICS



REGULAR SEASON

Year	Team	G/S	No.	Receiving				TD	Att.	Rushing			
				Yards	Avg.	Long	Yards			Avg.	Long	TD	
2015	St. Louis Rams	13/12	21	188	9.0	31	0	229	1,106	4.8	71t	10	
2016	Los Angeles Rams	16/16	43	327	7.6	33	0	278	885	3.2	24t	6	
2017	Los Angeles Rams	15/15	64	788	12.4	80t	6	279	1,305	4.7	57t	13	
2018	Los Angeles Rams	14/14	59	580	9.8	56	4	256	1,251	4.9	36	17	
Totals		58/57	187	1,883	10.1	80t	10	1,042	4,547	4.4	71t	46	

POSTSEASON

Year	Team	G/S	No.	Receiving				TD	Att.	Rushing			
				Yards	Avg.	Long	Yards			Avg.	Long	TD	
2017	Los Angeles Rams	1/1	4	10	2.5	4	0	14	101	7.2	33	0	
Totals		1/1	4	10	2.5	4	0	14	101	7.2	33	0	

TODD GURLEY II GAME-BY-GAME



2018 Los Angeles Rams

Game	W/L	P/S	Receiving				TD	Rushing				TD
			No.	Yards	Avg.	Long		Att.	Yards	Avg.	Long	
at Oak 9/10	W	1/1	3	39	13.0	19	1	20	108	5.4	23	0
Ari 9/16	W	1/1	3	31	10.3	15	0	19	42	2.2	11	3
LAC 9/23	W	1/1	5	51	10.2	25	0	23	105	4.6	14	1
Min 9/27	W	1/1	4	73	18.3	56	1	17	83	4.9	10	0
at Sea 10/7	W	1/1	4	36	9.0	19	0	22	77	3.5	16	3
at Den 10/14	W	1/1	2	17	8.5	13	0	28	208	7.4	29	2
at SF 10/21	W	1/1	4	23	5.8	12	1	15	63	4.2	18	2
GB 10/28	W	1/1	6	81	13.5	32	1	25	114	4.6	23	0
at NO 11/4	L	1/1	6	11	1.8	8	0	13	68	5.2	24	1
Sea 11/11	W	1/1	3	40	13.3	20	0	16	120	7.5	17	1
KC 11/19	W	1/1	3	39	13.0	19	0	12	55	4.6	24	0
at Det 12/2	W	1/1	3	33	11.0	19	0	23	132	5.7	36	2
at Chi 12/9	L	1/1	3	30	10.0	11	0	11	28	2.5	12	0
Phi 12/16	L	1/1	10	76	7.6	11	0	12	48	4.0	21	2
at Ari 12/23	W	0/0										
SF 12/30	W	0/0										
Totals		13-3 14/14	59	580	9.8	56	4	256	1,251	4.9	36	17

2017 Los Angeles Rams

Game	W/L	P/S	Receiving				TD	Rushing				TD
			No.	Yards	Avg.	Long		Att.	Yards	Avg.	Long	
Ind 9/10	W	1/1	5	58	11.6	24	0	19	40	2.1	12	1
Was 9/17	L	1/1	3	48	16.0	28	1	16	88	5.5	18	1
at SF 9/21	W	1/1	5	36	7.2	27	1	28	113	4.0	29	2
at Dal 10/1	W	1/1	7	94	13.4	53t	1	23	121	5.3	17	0
Sea 10/8	L	1/1	2	7	3.5	6	0	14	43	3.1	11	0
at Jax 10/15	W	1/1	1	4	4.0	4	0	23	116	5.0	14	0
Ari 10/22	W	1/1	4	48	12.0	35	0	22	106	4.8	18t	1
at NYG 11/5	W	1/1	2	45	22.5	44	0	16	59	3.7	36	2
Hou 11/12	W	1/1	6	68	11.3	43	0	11	68	6.2	34	0
at Min 11/19	L	1/1	3	19	6.3	11	0	15	37	2.5	8	1
NO 11/26	W	1/1	4	54	13.5	31	0	17	74	4.4	14	0
at Ari 12/3	W	1/1	6	84	14.0	33	0	19	74	3.9	14	0
Phi 12/10	L	1/1	3	39	13.0	20	0	13	96	7.4	30	2
at Sea 12/17	W	1/1	3	28	9.3	14t	1	21	152	7.2	57t	3
at Ten 12/24	W	1/1	10	158	15.8	80t	2	22	118	5.4	34	0
SF 12/31	L											
Totals		11-5 15/15	64	788	12.3	80t	6	279	1,305	4.7	57t	13

2017 Postseason

Atl 1/6/18	L	1/1	4	10	2.5	4	0	14	101	7.2	33	0
Totals		0-1 1/1	4	10	2.5	4	0	14	101	7.2	33	0

2016 Los Angeles Rams

Game	W/L	P/S	Receiving				TD	Rushing				TD
			No.	Yards	Avg.	Long		Att.	Yards	Avg.	Long	
at SF 9/12	L	1/1	1	-5	-5.0	-5	0	17	47	2.8	10	0
Sea 9/18	W	1/1	1	19	19.0	19	0	19	51	2.7	11	0
at TB 9/25	W	1/1	1	-5	-5.0	-5	0	27	85	3.1	16	2
at Ari 10/2	W	1/1	5	49	9.8	33	0	17	33	1.7	5	0
Buf 10/9	L	1/1	3	36	12.0	24	0	23	72	3.1	16	1
at Det 10/16	L	1/1	4	39	9.8	13	0	14	58	4.1	15	0
NYG 10/23	L	1/1	6	35	5.8	20	0	15	57	3.8	8	0
Car 11/6	L	1/1	4	26	6.5	11	0	12	48	4.0	18	0
at NYJ 11/13	W	1/1	1	8	8.0	8	0	21	64	3.0	13	0
Mia 11/20	L	1/1	0	0	0.0	0	0	20	76	3.8	24t	1
at NO 11/27	L	1/1	4	39	9.8	31	0	13	50	3.8	13	0
at NE 12/4	L	1/1	2	9	4.5	7	0	11	38	3.5	9	0
Atl 12/11	L	1/1	3	22	7.3	12	0	16	61	3.8	9	1
at Sea 12/15	L	1/1	1	-2	-2.0	-2	0	14	38	2.7	22	0
SF 12/24	L	1/1	3	20	6.7	9	0	23	67	2.9	11	1
Ari 11/17	L	1/1	4	37	9.3	29	0	14	40	2.9	8	0
Totals		4-12 16/16	43	327	7.6	33	0	278	885	3.2	24t	6

2015 St. Louis Rams

Game	W/L	P/S	Receiving				TD	Rushing				TD
			No.	Yards	Avg.	Long		Att.	Yards	Avg.	Long	
Sea 9/13	W											
at Was 9/20	L											
Pit 9/27	L	1/0	1	5	5.0	5	0	6	9	1.5	4	0
at Ari 10/4	W	1/1	2	15	7.5	8	0	19	146	7.7	52	0
at GB 10/11	L	1/1	0	0	0.0	0	0	30	159	5.3	55	0
Cle 10/25	W	1/1	4	35	8.8	24	0	19	128	6.7	48	2
SF 11/1	W	1/1	3	13	4.3	15	0	20	133	6.7	71t	1
at Min 11/8	L	1/1	3	20	6.7	11	0	24	89	3.7	16	1
Chi 11/15	L	1/1	3	44	14.7	31	0	12	45	3.8	9	1
at Bal 11/22	L	1/1	0	0	0.0	0	0	25	66	2.6	7	1
at Cin 11/29	L	1/1	1	11	11.0	11	0	9	19	2.1	8	0
Ari 12/6	L	1/1	0	0	0.0	0	0	9	41	4.6	34	0
Det 12/13	W	1/1	1	7	7.0	7	0	16	140	8.8	49	2
TB 12/17	W	1/1	2	31	15.5	19	0	21	48	2.3	9	1
at Sea 12/27	W	1/1	1	7	7.0	7	0	19	85	4.5	20	1
at SF 1/3	L											
Totals		7-9 13/12	21	188	9.0	31	0	229	1,108	4.8	71t	10



54 BRYCE HAGER

Linebacker // Baylor // Austin, Texas

Ht./Wt.: 6-1/237

NFL Exp.: 4th (4th Rams)

GP/GS: 64/1, (Playoffs): (1/0)

Birth Date: 5/4/1992

Acquired: D7A-2015 (No. 224)

TRANSACTIONS: Selected by the Rams in the seventh round (224th overall) of the 2015 NFL Draft (5/2/15).

PRO: Fourth-year pro has played in every game of his NFL career...recorded 25 special teams tackles in his first 64 NFL games...a standout special teams performer...earned first-career start in 2017 Week 17 contest against San Francisco.

2018 SEASON: **vs. San Francisco (12/30):** Saw action on defense and special teams...tallied three assisted tackles on defense...**at Arizona (12/23):** Saw action on defense and special teams...registered one solo tackle on defense...**vs. Philadelphia (12/16):** Saw significant action on special teams...**at Chicago (12/9):** Saw significant action on special teams and two snaps on defense...**at Detroit (12/2):** Saw significant action on special teams...**vs. Kansas City (11/19):** Saw significant action on special teams...notched a season-high three special teams tackles...**vs. Seattle (11/11):** Saw significant action on special teams...**at New Orleans (11/4):** Saw action at linebacker and on special teams...recorded one solo tackle on defense and made one solo special teams tackle...**vs. Green Bay (10/28):** Saw significant action on special teams and two snaps on defense...**at San Francisco (10/21):** Saw action on defense and special teams...notched two tackles (one solo) and one pass deflection on defense...**at Denver (10/14):** Saw action on special teams...**at Seattle (10/7):** Saw action on special teams...**vs. Minnesota (9/27):** Saw action on special teams...**vs. Chargers (9/23):** Saw action on special teams...**vs. Arizona (9/16):** Saw action at linebacker and special teams...recorded three solo tackles on defense...**at Oakland (9/10):** Saw action on special teams.

2017 SEASON: Played in all 16 games of the regular season and one postseason...saw action at linebacker and served as a contributor on special teams...notched a career-high 11 tackles (eight solo), one sack, one pass defended, and one forced fumble...**Wild Card vs. Atlanta (1/6/18):** Saw action at linebacker...recorded one tackle and one forced fumble on special teams...**vs. San Francisco (12/31):** Started at linebacker and played on special teams...notched four solo tackles...**at Seattle (12/17):** Saw action at linebacker and special teams...recorded two solo tackles on defense...**at Arizona (12/3):** Saw action at linebacker for an injured Alec Ogletree and on special teams...recorded four tackles (one solo), one pass defended, and his first career sack.

2016 SEASON: Served as a major contributor on special teams...finished second on the team with 10 special teams tackles...**vs. San Francisco (12/26):** Racked up his 10th special teams tackle of the season...**at Seattle (12/15):** Recorded his first pass

defended of his career...**at New England (12/4):** Recorded one special teams tackle...**at New York Jets (11/13):** Tallied one special teams tackle...**vs. Carolina (11/6):** Registered one special teams tackle...**vs. New York Giants (10/23):** Recorded two special teams tackles...**at Detroit (10/16):** Saw action at linebacker and recorded a tackle on special teams...**at Arizona (10/2):** Recorded two special teams tackles...**at Tampa Bay (9/25):** Saw action at linebacker, and recorded one special teams tackle.

2015 SEASON: Played in 16 games...saw action on special teams and made seven tackles...**at Baltimore (11/22):** Saw action on special teams...tallied two tackles...**vs. Seattle (9/13):** Made his NFL debut...saw action on special teams and made one tackle.

COLLEGE: All-American linebacker and three-time All-Big 12 honoree...made 322 career tackles, 24 for loss and 26 quarterback hurries...member of winningest class in school history, in five seasons with program...part of school-record five straight bowl teams, two conference championships (2013 & 2014 Big 12 titles), two bowl wins in four seasons of play following redshirt year - 26-1 home record (40-12 overall)...started 32 of 48 career games as three-year starting linebacker and quarterback of the defense...named All-America as senior and All-Big 12 in 2012, 2013 and 2014...led Big 12 in tackles (9.5 per game) in 2012...selected second team by AP, coaches, ESPN, Athlon, Phil Steele and Waco Tribune-Herald...elected 2013 Lott IMPACT Trophy quarter-finalist...scored first career touchdown on 91-yard fumble return (second longest in BU history) in win over Buffalo...served as a redshirt freshman in 2011...was a true freshman in 2010.

PERSONAL: Name pronounced "HAY-gur"...all-state linebacker/running back from Westlake High School in Austin, Texas...named first-team AP Class 5A linebacker as senior in 2009 after leading WHS to 13-3 record, DI state runner-up finish and No. 3 final ranking...named 2009 District 25-5A Defensive MVP...totaled 158 tackles, 15 tackles-for-loss, eight sacks, one interception, four quarterback pressures and seven pass breakups as senior...also credited with 13 rushing touchdowns in 2009...totaled 59 tackles and two interceptions as junior in 2008 in first season as starter on 9-5 Westlake squad...earned 2008 first-team All-District 25-5A honors at linebacker...also had 250 rushing yards and 116 receiving yards as junior...son of Britt and Bridgette Hager...born in Austin, Texas...father, Britt, is former Texas All-American and played linebacker with the Philadelphia Eagles, Denver Broncos and St. Louis Rams...graduated in December 2014 with Bachelor's degree in health, human performance and recreation studies.

79 ROB HAVENSTEIN

Tackle // Wisconsin // Mount Airy, Md.

Ht./Wt.: 6-8/330

NFL Exp.: 4th (4th Rams)

GP/GS: 59/59, (Playoffs): (1/1)

Birth Date: 5/13/1992

Acquired: D2-2015 (No. 57)



TRANSACTIONS: Selected by the Rams in the second round (57th overall) of the 2015 NFL Draft (5/1/15).

PRO: Fourth-year pro...has started in all 59 career regular season games and one playoff contest in which he saw action at tackle.

2018 SEASON: vs. San Francisco (12/30): Started at right tackle...helped provide QB Jared Goff the time to throw for four touchdowns...played all 73 offensive snaps...**at Arizona (12/23):** Started at right tackle...part of an offensive unit that rushed for 269 yards...played all 68 offensive snaps...**vs. Philadelphia (12/16):** Started at right tackle...played all 76 offensive snaps...**at Chicago (12/9):** Started at right tackle...played all 63 offensive snaps...registered one tackle on offense...**at Detroit (12/2):** Started at right tackle...helped pave the way for RB Todd Gurley II to total 165 yards and two rushing touchdowns on 26 touches...played all 69 offensive snaps...**vs. Kansas City (11/19):** Started at right tackle...part of an offensive unit that totaled 455 yards...recorded one miscellaneous tackle...played all 80 offensive snaps...**vs. Seattle (11/11):** Started at right tackle...helped block for RB Todd Gurley II to rush for 120 yards and 7.5 yards per carry...played all 65 offensive snaps...**at New Orleans (11/4):** Started at right tackle...part of an offensive unit that posted 483 yards of offense and did not allow a sack of QB Jared Goff...**vs. Green Bay (10/28):** Started at right tackle...played all 78 offensive snaps...**at San Francisco (10/21):** Started at right tackle...helped pave the way for RB Todd Gurley II to notch his third three-touchdown performance in the first seven games of the season...became only the 24th offensive lineman in franchise history to reach 50 starts with the team...**at Denver (10/14):** Started at right tackle...played all 74 offensive snaps...part of an offensive line that helped RB Todd Gurley II rush for two touchdowns and a career-high 208 yards...**at Seattle (10/7):** Started at right tackle...played all 66 offensive snaps...helped block for RB Todd Gurley II to record his second three rushing touchdown performance of the season...**vs. Minnesota (9/27):** Started at right tackle...part of a unit that posted 556 total yards...protected QB Jared Goff on his way to a career performance with 465 passing yards, five touchdowns and a perfect 158.3 passer rating...**vs. Chargers (9/23):** Started at right tackle...part of an offensive unit that totaled 521 yards...played all 77 offensive snaps...**vs. Arizona (9/16):** Started at right tackle, played all 72 offensive snaps...**at Oakland (9/10):** Started at right tackle...helped pave the way for RB Todd Gurley II to rush for 108 yards...recovered a fumble on offense.

2017 SEASON: Started 15 games of the regular season and one postseason at right tackle...was a part of an offensive line that allowed QB Jared Goff to post the fourth-highest passer rating (100.5) in a single season in franchise history...**at Jacksonville (10/15):** Started at right tackle...was part of an offensive unit that allowed RB Todd Gurley II to rush for his third 100-plus yard game of the season...**vs. Houston (11/12):** Started at right tackle...was a part of an offensive unit that gained 443 total net yards...**vs. New Orleans (11/26):** Started at right tackle...was apart of an offensive unit that allowed QB Jared Goff to throw for 354 yards, the second-highest single game output of his career...**at Arizona (12/3):** Started at right tackle...was part of an offensive unit that allowed QB Jared Goff to throw for 220 yards and eclipse the 3,000 yard mark this season...**vs. Philadelphia (12/10):** Started

at right tackle...was part of an offensive unit that allowed RB Todd Gurley to eclipse the 1,000 yard rushing mark...**at Seattle (12/17):** Started at right tackle...was part of an offensive line that helped the offense rush for a season-high 244 yards and three rushing touchdowns...**at Tennessee (12/24):** Started at right tackle...was part of an offensive line that helped RB Todd Gurley II record a career high 158 receiving yards and two touchdowns...**Wild Card vs. Atlanta (1/6/18):** Started at right tackle...was a part of an offensive unit that allowed RB Todd Gurley II to post his seventh 100-plus yard game of the season.

2016 SEASON: Started 15 games at right tackle...**at Tampa Bay (9/25):** Started at right tackle, and contributed to two rushing touchdowns...**at Detroit (10/16):** Started at right tackle...helped block for the offense to put up three touchdowns...**at New Orleans (11/27):** Started at right tackle...allowed time for QB Jared Goff to throw three first half touchdowns.

2015 SEASON: Started 13 games, missed three due to injury...earned PFWA All-Rookie honors...**vs. Tampa Bay (12/17):** Helped block for 319 net yards and three touchdowns...**vs. Detroit (12/13):** Opened up running lanes for RB Todd Gurley II to rush for 140 yards and two touchdowns...**vs. San Francisco (11/1):** Part of an offensive line that did not allow a sack on QB Nick Foles...**vs. Cleveland (10/25):** Helped block for RB Todd Gurley II to rush for 120-plus yards for the third consecutive week...**at Arizona (10/4):** Helped block for QB Nick Foles to throw three touchdowns...**vs. Seattle (9/13):** Started at right tackle in his NFL debut...helped block for the offense to produce 297 receiving yards.

COLLEGE: Played four years at Wisconsin...earned first-team All-America (AFCA), second-team All-America (FWAA, Sporting News, USA Today), first team All-Big Ten (consensus), and Big Ten Sportsmanship Award following 2014 senior season...matched school record with 54 career games played...started 42 games in his career, including 41 straight at right tackle over his final three seasons...anchored an offensive line that led the way for two of the three best single season rushing performances in school history at 283.8 yards per game in 2013 and a school-record 320.1 yards per game in 2014...Badgers also set a school record for total offense at 480.8 yards per game in 2013...blocked for three 1,000-yard rushers in Montee Ball, Melvin Gordon and James White, three of the top five rushers in school history...Badgers went 39-16 in his career, matching the second-highest win total by a UW senior class...earned Second-team All-Big Ten (coaches), All-Big Ten honorable mention (media) in 2013...redshirted in 2010.

PERSONAL: Name pronounced "HAY-vin-stine"...ranked by ESPN/Scouts Inc. as the No. 33 offensive tackle in the country, by Scout as No. 42 and by Rivals as No. 43...top offensive tackle in Maryland (ESPN/Scouts Inc.) and ranked as 17th-best player in Maryland by Rivals...as a senior, named first-team all-state and all-area...served as team captain as a senior...as a junior, named first-team all-state, all-metro and all-area...as a sophomore, named second-team all area...won letters in football and basketball...named to honor roll all four years and was member of National Honor Society as a senior.

Havenstein's Career Games/Starts:


Year	Teams	GP/GS
2018	Los Angeles Rams	16/16
2017	Los Angeles Rams	15/15
	<i>Postseason</i>	<i>1/1</i>
2016	Los Angeles Rams	15/15
2015	St. Louis Rams	13/13
Totals		59/59
	<i>Postseason</i>	<i>1/1</i>

6 JOHNNY HEKKER

Punter // Oregon St. // Bothell, Wash.

Ht./Wt.: 6-5/241
 NFL Exp.: 7th (7th Rams)
 GP/GS: 112/0, (Playoffs): (1/0)
 Birth Date: 2/8/1990
 Acquired: UDFA-2012

TRANSACTIONS: Signed a two-year contract extension with the Rams (9/11/17)...re-signed with the Rams (12/5/14)...signed with the Rams as an undrafted rookie free agent (4/30/12).



Hekker earned All-Pro honors in 2013 (1st team), 2014 (2nd team), 2015 (1st team), 2016 (1st team), and 2017 (1st team)

PRO: Seventh-year pro earned All-Pro honors following 2013, 2014, 2015, 2016 and 2017 seasons...earned four Pro Bowl honors in 2014, 2016, 2017 and 2018... set an NFL record in 2016 with the most punts downed inside the 20-yard line (50)... in 2014, finished second in the league with 33 punts downed inside the 20...converted a two-point conversion and completed two passes on fake punts...making him 5-of-6 in his three NFL seasons...earned his first Pro Bowl appearance for his 2013 performance...became the first Rams punter since 1985 (Dale Hatcher) to be named to the Pro Bowl...recorded the highest single-season net average (44.2) in NFL history... tallied most punts in Rams franchise history with 542 career punts...converted one career field goal and PAT attempt (9/16/18).

2018 SEASON: vs. San Francisco (12/30): Punted three times for 130 yards...a 43.3 average and net average...pinned two punts inside the 20-yard line...his longest punt was 48 yards...**at Arizona (12/23):** Punted two times for 103 yards...a 51.5 average and 51.0 net average...pinned two punts inside the 20-yard line...his longest punt was 59 yards...**vs. Philadelphia (12/16):** Punted three times for 169 yards...a 56.3 average and 52.0 net average...his longest punt was 65 yards...**at Chicago (12/9):** Punted three times for 146 yards...a 48.7 average and 41.3 net average...pinned one punt inside the 20-yard line...his longest punt was 62 yards...became the first punter in franchise history to record at least 25,000 yards punting...completed a 7-yard pass to TE Gerald Everett in punt formation to successfully convert on fourth-and-7 in the second quarter...added one special teams tackle (fifth career)...**at Detroit (12/2):** Punted three times for 151 yards...a 50.3 average and 43.7 net average...pinned one punt inside the 20-yard line... tallied second touchback of the season, ending a streak of nine consecutive games without punting into the opposing end zone... his longest punt was 55 yards...**vs. Kansas City (11/19):** Punted four times for 222 yards...a 55.0 average and 50.0 net average... recorded his longest punt of the season with a 68-yarder late in the fourth quarter...pinned three punts inside the 20-yard line...**vs. Seattle (11/11):** Punted two times for 89 yards...a 44.5 average and 40.0 net average...his longest punt was 55 yards...pinned one punt inside the 20-yard line...**at New Orleans (11/4):** Punted one time for 47 yards...a 47.0 average and net average...added one carry for three yards on a fake field goal attempt...**vs. Green Bay (10/28):** Punted a season-high seven times for 316 yards...a 45.1 average and a 43.3 net average...pinned three punts inside the 20-yard line including a game-high 52-yarder at the Green Bay 1-yard line to set up a Rams safety on the following play... connected with CB Sam Shields on a 12-yard completion in punt formation to convert on fourth-and-3 in the second quarter...has at least one pass completion in six of his first seven professional seasons including the last five in a row...**at San Francisco (10/21):** Punted four times for 122 yards...a 30.5 average and



a 29.0 net average...pinned one punt inside the 20-yard line... his longest punt was 50 yards...**at Denver (10/14):** Punted three times for 120 yards...a 40.0 net average...placed all three punts inside the 20-yard line...longest punt was 52 yards...**at Seattle (10/7):** Punted one time for 38 yards...a 41.0 net average...placed his one punt inside the 20-yard line...**vs. Minnesota (9/27):** Played in his 100th career game...punted two times for 71 yards...a 35.5 net average...**vs. Chargers (9/23):** Punted once for 49 yards...posted a 38.0 net average...**vs. Arizona (9/16):** Punted two times for 102 yards...a 51.0 average and 41.0 net average...placed one punt inside the 20-yard line...longest punt was 60 yards...converted a 20-yard field goal and one PAT attempt in place of injured K Greg Zuerlein...both career firsts...**at Oakland (9/10):** Punted two times for 117 yards...a 58.5 average and 53.5 net average...placed both punts inside the 20-yard line...his longest punt was 62 yards.

2017 SEASON: Punted 65 times for 3,113 yards a 47.9-yard average...tallied four touchbacks and placed 30 punts inside the 20-yard line... **Wild Card vs. Atlanta (1/6/18):** Punted five times for 218 yards for a 43.6-yard average and 42.8-yard net average... had a long of 66 yards, a new postseason franchise record...**vs. San Francisco (12/31):** Punted seven times for 341 yards...a 48.7 average and 44.1 net average...placed two punts inside the 20-yard line...**vs. Philadelphia (12/10):** Punted five times for 282 yards...a 56.4 average and 50.2 net average...placed three punts inside the 20 yard line...had a long of 64 yards...**vs. Houston (11/12):** Punted four times for 205 yards...a 51.3-yard average and 42-yard net average...completed a pass to WR Pharoh Cooper for six yards on fourth down...**vs. Arizona (10/22):** Punted two times for 119 yards...a 59.5 average and 55.0 net average... had a long of 65 yards...placed two punts inside the 20-yard line...**at Jacksonville (10/15):** Punted seven times for 322 yards...a 46.0-yard average and 43.1-yard net average...placed four punts inside the 20-yard line and had a long of 67 yards...**vs. Washington (9/17):** Punted four times for 182 yards for a 45.5-yard average and 42.3-yard net average...placed one punt inside the 20-yard line... completed a pass to rookie WR Josh Reynolds for 28 yards on fourth down.

2016 SEASON: Set new career-highs in punt yardage (4,680), punts inside the 20-yard line (51), net yardage (4,508), and net punt average (46.0), all leading the NFL...booted a career-long 78-yard punt, which tied for the longest punt of the season...allowed only one touchback the entire year...voted team captain by peers...**vs. Arizona (1/1):** Booted seven punts for 337 yards, giving him a new career-high in single season punts (98)...averaged 48.1 yards a kick and a net average of 44.4

Most Punts Downed Inside 20-Yard Line in NFL History (Single-Season)	
1. Johnny Hekker/Rams:	50 (2016)
2. Dave Zastudil/Cardinals:	46 (2012)
3. Dustin Colquitt/Chiefs:	45 (2012)

yards...kicked his third punt of the season over 70 yards (73)...
vs. San Francisco (12/26): Punted eight times for 368 yards, averaging 46 yards a kick...set the NFL single-season record for most punts downed inside the 20-yard line (50)...**at Seattle (12/15):** Punted four times for 216 yards, with a 54-yard average and a 50-yard net average...registered a long 66-yard punt...**vs. Atlanta (12/11):** Booted seven punts for 340 yards, averaging 48.6 yards a kick...placed six punts inside the 20-yard line giving him 46 for the year, tying Dave Zastudil (2012) for the NFL record...**at New England (12/4):** Booted eight punts (five inside the 20-yard line), averaging 53.8 yards a kick...recorded a net average of 52.9 yards...his longest came on a 76 yard kick...**vs. Miami (11/20):** Booted eight punts (five inside the 20-yard line) for 364 yards...averaged 45.5 yards a kick...only allowed one return for one yard...placed five punts inside the 20-yard line...**at New York Jets (11/13):** Punted seven times for 362 yards, averaged 51.7 yards a kick...recorded the fourth longest punt in franchise history with a career-long 78-yard punt...the third longest punt in franchise history is 80 yards, which is shared by P Donnie Jones and Parker Hall...**vs. Carolina (11/6):** Recorded a then career-long punt of 75 yards which was the third-longest punt in the NFL this season...punted five times for 243 yards for an average of 48.6-yards per kick...tallied his first touchback of the season and placed two punts inside the 20-yard line...**vs. New York Giants (10/23):** Booted seven punts (six inside the 20-yard line) for 320 yards, averaging 45.7 per kick...has 40 consecutive punts without a touchback, the longest current streak in the NFL...**vs. Buffalo (10/9):** Punted two times for 109 yards, averaging 54.5 yards a punt, and had a net average of 55.5 yards...still has not allowed a touchback this season...**at Arizona (10/2):** Recorded six punts without any touchbacks, continuing his streak of zero touchbacks this season...Hekker leads the NFL in most punts inside the 20-yard line, with 15...**at Tampa Bay (9/25):** Punted five times for 256 yards, averaging 51.2 yards per punt...his longest was a 64-yard boot...**vs. Seattle (9/18):** Totaled 237 yards on six punts, all downed inside the opponent's 20-yard line, for a 39.5-yard average and net average...**at San Francisco (9/13):** Tallied 431 yards on 10 punts, while averaging 43.1 yards a punt...netted a punt total of 42.0 per kick, downing four of them inside the 20-yard line.

2015 SEASON: Punted 96 times for 4,601 yards a 47.9-yard average...tallied six touchbacks and placed a career-high 41 punts inside the 20-yard line...led the NFL rankings in net punting average (43.7) and punts downs inside the opponents' 20-yard line...**vs. Tampa Bay (12/17):** Punted five times for 220 yards, a 44-yard average and 44-yard net average...placed three punts inside the 20-yard line...**vs. Detroit (12/13):** Punted six times for 284 yards for a 47.3-yard average and 45.5-yard net average...placed four punts inside the 20-yard line and had a long of 61 yards...**vs. Arizona (12/6):** Punted eight times for 436 yards, a 54.5-yard average and 48.3-yard net average...placed five punts inside the 20-yard line and had a long of 68 yards...also handled kickoff duties in addition to punting and tallied two kickoffs...**vs. Chicago (11/15):** Punted six times for 296 yards, a 49.3-yard average, 47.8-yard net and placed three punts inside the 20-yard line...tallied a long punt of 60 yards...**vs. San Francisco (11/1):** Tallied a long punt of 60 yards, his longest of the season...finished with eight punts for 436 yards, a 54.5-yard average and 49.8-yard net, and placed three punts inside the 20-yard line...**vs. Cleveland (10/25):** Punted five times for 244 yards for a 48.0-yard average and 48.0-yard net...placed three punts inside the 20-yard line and had a long of 56 yards...**at Green Bay (10/11):** Completed a 20-yard pass to S Cody Davis on a fake punt conversion...marked his second-longest pass completion of his career...punted four times for 181 yards...placed one punt inside the 20-yard line and had a long of 51 yards...**4 at Arizona (10/4):** Punted seven times for 348 yards, a 49.7-yard average and 45.1-yard net...had a long punt of 57 yards...**at Washington (9/20):** Punted eight times for 381 yards, a 47.6-yard average and 46.1-yard net...tallied a long of 53 yards and placed four punts inside the 20-yard line.

2014 SEASON: Finished the season with a 46.5-yard gross average for eighth in the league and registered the fourth best single-season total in Rams history...**at Washington (12/7):** Connected with TE Cory Harkey for a two-point conversion...punted four times for 174 yards, a 43.5-yard average...tallied a long of 61 yards...**vs. Oakland (11/30):** Punted six times for 275 yards, a 45.8-yard average...tallied a long of 60 yards...**at San Diego (11/23):** Connected with WR Stedman Bailey on an 19-yard pass in punt formation to convert a fourth-and-4...marked

his sixth career pass, second of the season...punted four times for 178 yards, a 44.5-yard average...tallied a long of 57 yards...**at Arizona (11/9):** Punted seven times for 305 yards, a 43.6-yard average...**at Kansas City (10/26):** Punted six times for 324 yards, a 54.0-yard average...tallied a long of 60 yards...**vs. Seattle (10/19):** Connected with RB Benny Cunningham on an 18-yard pass in punt formation to convert a fourth-and-3 on the St. Louis 18-yard line with 2:55 left to play...marked his fifth career pass, first of the season...punted three times for 153 yards, a 44.7-yard average.

2013 SEASON: Earned Pro Bowl and First-Team All-Pro honors after recording the highest single-season net average (44.2) in NFL history...finished with a 46.3-yard gross average for 10th in the league and was the fourth best single-season total in Rams history...opponents averaged just 2.6 yards per return, the best total in the NFL in 2013...also added two special teams tackles...**vs. Tampa Bay (12/22):** Punted two times for 88 yards for a 44-yard average and 44-yard net average...**at Seattle (12/29):** Punted seven times for 337 yards, a 48.1 average and 48.4 yard net average...**vs. New Orleans (12/15):** Punted four times for 167 yards, a 41.8-yard average and 41.8-yard net average...registered a long of 52 yards and placed two punts inside the 20-yard line...continues to lead the NFL in net punting average (43.8)...added one special teams tackle...**at Arizona (12/8):** Punted five times for 257 yards, a 51.4 yard average and 42.8-yard net average...tallied two touchbacks and a long of 64 yards...**at San Francisco (12/1):** Punted five times for 244 yards, including a long of 54 yards...registered an average of 48.8 yards, a 47.8 yard net...continues to lead the NFL in net average (44.0)...**vs. Chicago (11/24):** Punted two times for 97 yards...his 43.7 net average leads the NFL...**at Indianapolis (11/10):** Punted five times for 242 yards, including a long of 61 yards...averaged 48.4 yards per punt, a 43.4 net average...**vs. Tennessee (11/3):** Punted five times for 242 yards for a 48.4-yard average and 46.8-yard net average...he placed one punt inside the 20-yard line and had a long of 57 yards...**at Carolina (10/20):** Punted four times for 159 yards...**at Houston (10/13):** Punted three times for 135 yards...placed one punt inside the 20-yard line...**vs. Jacksonville (10/6):** Punted seven times for 286 yards, a 40.9-yard average and 40.1-yard net...placed two punts inside the 20-yard line and tallied a long of 56 yards...**vs. San Francisco (9/26):** Notched a career-high 11 punts for 490 yards...averaged 44.5 yards per punt and registered a long of 60 yards...placed six punts inside the 20-yard line and one touchback...**vs. Arizona (9/8):** Punted three times for 147 yards...placed one inside the 20-yard line and had one touchback...only one punt was returned and it went for a 1-yard gain.

2012 SEASON: Finished his first NFL campaign with a 45.8-yard gross average and a net average of 39.9 yards per attempt...both of those numbers are the fourth best for a season in Rams history...**at Seattle (12/30):** Punted five times for 243 yards and finished with a net average of 40.2 yards and a gross average of 48.6 yards...**at Tampa Bay (12/23):** Punted seven times for 335 yards, a 47.9-yard average and 46.9-yard net. Hekker placed two punts inside the 20-yard line and tallied a long of 57 yards...**vs. Minnesota (12/16):** Punted four times for 164 yards...placed one punt inside the 20-yard line and had a long of 55 yards...**at Buffalo (12/9):** Punted eight times for 302 yards, a 37.8-yard average and 32.3-yard net...placed two punts inside the 20-yard line and tallied a long of 50 yards...**vs. San Francisco (12/2):** Punted a season-high nine times for 388 yards for a 43.1-yard average and 42.4-yard net...tallied a long of 63 yards and placed three punts inside the 20-yard line...**at Arizona (11/25):** Punted six times for 260 yards, a 43.3-yard average and 33.5-yard net...tallied a long of 48 yards and placed one inside the 20-yard line...**vs. New York Jets (11/18):** Punted five times for 251 yards, a 50.2-yard average, 44.4-yard net...placed one inside the 20-yard line and had a long of 57 yards...**at San Francisco (11/11):** Threw a 21-yard completion to S Rodney McLeod on fourth-and-four from the St. Louis 10-yard line with :49 left in the half on a fake punt...marked his second pass completion this season and McCleod's first career reception...on a second fake punt, completed a 19-yard pass to TE Lance Kendricks...the play pushed his passing totals to two-for-two for 40 yards on the day, and also marks his third completion this season...punted four times for 147 yards for a 36.8-yard average, 31-yard net and placed one inside the 20-yard line...**vs. New England (10/28):** Punted four times for 195 yards, a 48.8-yard average and 44.8-yard net...placed one kick inside the 20 and tallied a long of 50 yards...**vs. Green Bay (10/21):** Punted

two times for 99 yards, a 49.5-yard average and 42-yard net... tallied a long of 55 yards...**at Miami (10/14)**: Punted three times for 135 yards with a long of 56 yards...averaged 45 yards per punt with a 38.3 net...placed two inside the 20-yard line...**vs. Arizona (10/4)**: Punted a season-high seven times for 398 yards, including a season-long of 68 yards...averaged 56.9 yards per punt, setting a franchise single-game record...placed three punts inside the 20-yard line...also made one special teams tackle...**vs. Seattle (9/30)**: Threw a two-yard touchdown pass to WR Danny Amendola on a fake field goal play...no Rams punter has thrown a touchdown pass since the merger...punted four times for 156 yards, a 39-yard average and 38.8-yard net...placed one inside the 20...**at Chicago (9/23)**: Punted six times for 279 yards, a 46.5-yard average and a long of 56 yards...ranked third in the NFC in punting average with a 48.8 average in three games...**vs. Washington (9/16)**: Punted three times for 163 yards, a 54.3-yard average and 48.7-yard net, placed one inside the 20-yard line and had a long of 66 yards...**at Detroit (9/9)**: Punted five times for 241 yards, a 48.2-yard average and 37.6-yard net...placed one punt inside the 20-yard line and recorded a long of 57 yards.
COLLEGE: Four-year starter, finished his career as one of Oregon State's most prolific punters in history...the third-best

career punt yardage average at OSU at 41.3 yards per punt... set the single-game school record with a 52.5-yard average (6-315) at Utah in 2011...earned College Football Performance Award Punter of the Week...semi-finalist for the Ray Guy Award in 2009...52 career punts of 50+ yards, including 17 as a senior in 2011 when he had six different games with at least one punt of 60+ yards...earned Pac-12 Conference honorable mention...87 career punts downed inside the 20-yard line ...named the Sun Bowl Special Teams MVP in 2008 after averaging 45 yards on 10 punts...also the holder on placekicks for three years...two-time Pac-10 All-Academic selection.

PERSONAL: Has a degree in general science...serves as the Rams' Ambassador for "Fuel Up To Play 60," the joint NFL-National Dairy Council Health and Wellness program for students...served as the state ambassador for Special Olympics in Illinois and Missouri...also on the board for Team Activities for Special Kids (TASK), a year-round instructional sports program that provides athletic and social opportunities to kids with special needs...serves as a Waterboys Ambassador, which supports providing clean, accessible drinking water to rural communities in East Africa...married to Makayla, they have one son, Jett.

JOHNNY HEKKER NFL STATISTICS



REGULAR SEASON												
Year	Team	Games	Punting No.	Yards	Avg.	Opp Ret.	Ret. Yards	Net Yards	TB	I20	Long	Block
2012	St. Louis Rams	16	82	3,756	45.8	41	402	3,274	4	22	68	0
2013	St. Louis Rams	16	78	3,609	46.3	30	79	3,450	4	19	64	0
2014	St. Louis Rams	16	80	3,721	46.5	28	192	3,429	5	33	61	1
2015	St. Louis Rams	16	96	4,601	47.9	40	289	4,192	6	41	68	0
2016	Los Angeles Rams	16	98	4,680	47.8	35	152	4,508	1	51	78	0
2017	Los Angeles Rams	16	65	3,113	47.9	25	152	2,881	4	30	70	0
2018	Los Angeles Rams	16	43	1,992	46.3	12	104	1,848	2	21	68	0
Totals		112	542	25,472	47.0	211	1,370	23,582	26	217	78	1

PASSING												
Year	Team	Att.	Comp.	Pct.	Yards	Yards/Att.	TD	Int.	Long	Sack-Yards	Rating	
2012	St. Louis Rams	3	3	100.0	42	14.0	1	0	21	0-0	158.3	
2013	St. Louis Rams	1	0	0.0	0	0.0	0	0	0	0-0	39.6	
2014	St. Louis Rams	2	2	100.0	37	18.5	0	0	19	0-0	118.8	
2015	St. Louis Rams	4	1	25.0	20	5.0	0	0	20	0-0	47.9	
2016	Los Angeles Rams	2	1	50.0	4	2.0	0	0	4	0-0	56.3	
2017	Los Angeles Rams	3	2	66.7	34	11.3	0	0	28	0-0	104.9	
2018	Los Angeles Rams	4	2	50.0	19	4.8	0	0	12	0-0	63.5	
Totals		19	11	57.9	156	8.2	1	0	28	0-0	102.1	

POSTSEASON												
Year	Team	Games	Punting No.	Yards	Avg.	Opp Ret.	Ret. Yards	Net Yards	TB	I20	Long	Block
2017	Los Angeles Rams	1	5	218	43.6	1	4	214	0	5	66	0
Totals		1	5	218	43.6	1	4	214	0	5	66	0

Additional Career Statistics: Threw one touchdown pass to WR Danny Amendola vs. Seattle (9/30/12), Connected with TE Cory Harkey for a two-point conversion...connected with RB Benny Cunningham on an 18-yard pass in punt formation to convert a fourth-and-3 on the St. Louis 18-yard line (10/19/14)...connected with WR Stedman Bailey on an 19-yard pass in punt formation to convert a fourth-and-4 (11/23/14)...connected with S Cody Davis for 20-yard reception to convert a fourth-and-2 at Green Bay (10/11/15)...connected with RB Chase Reynolds for a four-yard reception to convert a fourth-and-one vs. Arizona (1/1/17)...converted a 20-yard field goal and one PAT attempt vs. Arizona (9/16/18)...connected with CB Sam Shields on a 12-yard pass in punt formation to convert a fourth-and-3 (10/28/18)...recorded one rushing attempt for three yards on a fake field goal attempt at New Orleans (11/4/18)...connected with TE Gerald Everett on a 7-yard pass in punt formation to convert a fourth-and-7 at Chicago (12/9/18).

Special Teams Tackles: 2012 (1), 2013 (1), 2015 (1), 2017 (1), 2018 (1).

Regular Season Single Game Highs:

Punts – 11, vs. San Francisco (9/26/13)
 Long – 78, at New York Jets (11/13/16)
 Yards – 490, vs. San Francisco (9/26/13)

Postseason Single Game Highs:

Punts – 5, vs. Atlanta (1/6/18, NFC Wild Card)
 Long – 66, vs. Atlanta (1/6/18, NFC Wild Card)
 Yards – 214, vs. Atlanta (1/6/18, NFC Wild Card)

JOHNNY HEKKER GAME-BY-GAME



2018 Los Angeles Rams

Game	W/L	No	Yds	Avg	Opp Ret	Opp Yds	Net Yds	Net Avg	TB	I20	Lg	Blk
at Oak 9/10	W	2	117	58.5	1	10	107	53.3	0	2	62	0
Ari 9/16	W	2	102	51.0	0	0	82	41.0	1	1	60	0
LAC 9/23	W	1	49	49.0	1	11	38	38.0	0	0	49	0
Min 9/27	W	2	71	35.5	0	0	71	35.5	0	0	39	0
at Sea 10/7	W	1	38	38.0	1	-3	41	41.0	0	1	38	0
at Den 10/14	W	3	120	40.0	0	0	120	40.0	0	3	52	0
at SF 10/21	W	4	122	30.5	1	6	116	29.0	0	1	50	0
GB 10/28	W	7	316	45.1	1	13	303	43.3	0	3	52	0
at NO 11/4	L	1	47	47.0	0	0	47	47.0	0	0	47	0
Sea 11/11	W	2	89	44.5	1	9	80	40.0	0	1	55	0
KC 11/19	W	4	222	55.5	3	22	200	50.0	0	3	68	0
at Det 12/2	W	3	151	50.3	0	0	131	43.7	1	1	55	0
at Chi 12/9	L	3	146	48.7	1	22	124	41.3	0	1	62	0
Phi 12/16	L	3	169	56.3	1	13	156	52.0	0	0	65	0
at Ari 12/23	W	2	103	51.5	1	1	102	51.0	0	2	59	0
SF 12/30	W	3	130	43.3	0	0	130	43.3	0	2	48	0
Totals	13-3	43	1,992	46.3	12	104	1,848	43.0	2	21	68	0

2017 Los Angeles Rams

Game	W/L	No	Yds	Avg	Opp Ret	Opp Yds	Net Yds	Net Avg	TB	I20	Lg	Blk
Ind 9/10	W	5	218	43.6	3	0	218	43.6	0	5	47	0
Was 9/17	L	4	182	45.5	2	13	169	42.3	0	1	55	0
at SF 9/21	W	2	113	56.5	2	9	104	52.0	0	0	64	0
at Dal 10/1	W	2	108	54.0	1	0	108	54.0	0	2	62	0
Sea 10/8	L	3	136	45.3	1	10	126	42.0	0	0	62	0
at Jax 10/15	W	7	322	46.0	1	0	302	43.1	1	4	67	0
Ari 10/22	W	2	119	59.5	1	9	110	55.0	0	2	65	0
at NYG 11/5	W	2	75	37.5	0	0	75	37.5	0	1	38	0
Hou 11/12	W	4	205	51.3	1	17	188	42.0	1	0	55	0
at Min 11/19	L	6	254	42.3	1	9	245	40.8	0	4	56	0
NO 11/26	W	3	138	46.0	0	0	138	46.0	0	3	50	0
at Ari 12/3	W	4	207	51.8	2	12	195	48.8	0	0	70	0
Phi 12/10	L	5	282	56.4	3	11	251	50.2	1	3	64	0
at Sea 12/17	W	5	213	42.6	2	18	195	39.0	0	2	49	0
at Ten 12/24	W	4	200	50.0	2	12	188	42.0	1	1	57	0
SF 12/31	L	7	341	48.7	3	32	309	30.9	0	2	58	0
Totals	11-5	65	3,113	47.9	25	152	2,881	44.3	4	30	70	0

2017 Postseason

Atl 1/6/18	L	5	218	43.6	1	4	214	42.8	0	5	66	0
Totals	0-1	5	218	43.6	1	4	214	42.8	0	5	66	0

2016 Los Angeles Rams

Game	W/L	No	Yds	Avg	Opp Ret	Opp Yds	Net Yds	Net Avg	TB	I20	Lg	Blk
at SF 9/12	L	10	431	43.1	2	11	420	42.0	0	4	54	0
Sea 9/18	W	6	237	39.5	0	0	237	39.5	0	6	52	0
at TB 9/25	W	5	256	51.2	2	26	230	46.0	0	2	64	0
at Ari 10/2	W	6	277	46.2	3	23	254	42.3	0	3	55	0
Buf 10/9	L	2	109	54.5	2	-2	111	55.5	0	1	57	0
at Det 10/16	L	2	94	47.0	1	4	90	45.0	0	0	54	0
NYG 10/23	L	7	320	45.7	4	11	309	44.1	0	6	58	0
Car 11/6	L	5	243	48.6	0	0	223	44.6	1	2	75	0
at NYJ 11/13	W	7	362	51.7	4	10	352	50.3	0	4	78	0
Mia 11/20	L	8	364	45.5	1	1	363	45.4	0	5	61	0
at NO 11/27	L	6	294	49.0	2	8	286	47.7	0	2	68	0
at NE 12/4	L	8	430	53.8	6	7	423	52.9	0	5	76	0
Atl 12/11	L	7	340	48.6	0	0	340	48.6	0	6	57	0
at Sea 12/15	L	4	216	54.0	2	16	200	50.0	0	0	66	0
SF 12/24	L	8	368	46.0	2	9	359	44.9	0	4	53	0
Ari 1/1/17	L	7	336	48.1	4	26	311	44.4	0	1	73	0
Totals	4-12	98	4,680	47.8	35	152	4,508	46.0	1	51	78	0

2015 St. Louis Rams

Game	W/L	No	Yds	Avg	Opp Ret	Opp Yds	Net Yds	Net Avg	TB	I20	Lg	Blk
Sea 9/13	W	3	142	47.3	2	63	79	26.3	0	0	55	0
at Was 9/20	L	8	381	47.6	5	12	381	46.1	0	4	52	0
Pit 9/27	L	4	170	42.5	0	0	150	37.5	1	2	50	0
at Ari 10/4	W	7	348	49.7	5	32	316	45.1	0	2	57	0
at GB 10/11	L	4	181	45.3	2	9	152	38.0	1	1	51	0
Cle 10/25	W	5	244	48.8	2	4	240	48.0	0	3	56	0
SF 11/1	W	8	436	54.4	5	38	398	49.8	0	4	60	0
at Min 11/8	L	8	372	46.5	4	40	332	41.5	0	2	63	0
Chi 11/15	L	6	296	49.3	3	9	287	47.8	0	3	60	0
at Bal 11/22	L	8	367	45.9	3	5	342	42.8	1	4	63	0
at Cin 11/29	L	5	225	45.0	2	16	189	37.8	1	1	56	0
Ari 12/6	L	8	436	54.5	3	30	386	48.3	1	5	68	0
Det 12/13	W	6	284	47.3	2	11	273	45.5	0	4	61	0
TB 12/17	W	5	220	44.0	0	0	220	44.0	0	3	49	0
at Sea 12/27	W	6	240	40.0	2	20	220	36.7	0	2	50	0
at SF 1/3	L	5	259	51.8	0	0	239	47.8	1	1	68	0
Totals	7-9	96	4,601	47.9	40	289	4,192	43.7	6	41	68	0

2014 St. Louis Rams


Game	W/L	No	Yds	Avg	Opp Ret	Opp Yds	Net Yds	Net Avg	TB	I20	Lg	Blk
Min 9/7	L	6	279	46.5	1	6	273	45.5	0	2	57	0
at TB 9/14	W	2	98	49.0	1	0	98	49.0	0	1	53	0
Dal 9/21	L	1	24	24.0	0	0	24	24.0	0	1	24	0
Phi 10/5	L	4	166	41.5	1	23	143	28.6	0	2	56	1
SF 10/13	L	8	351	43.9	5	29	322	40.3	0	2	56	0
Sea 10/19	W	3	153	51.0	2	19	134	51.0	0	1	56	0
at KC 10/26	L	6	324	54.0	4	27	277	46.2	1	1	60	0
at SF 11/2	W	6	281	46.8	1	12	249	41.5	1	2	60	0
at Ari 11/9	L	7	305	43.6	1	8	277	39.6	1	2	57	0
Den 11/16	W	6	260	43.3	1	0	260	43.3	0	4	54	0
at SD 11/23	L	4	178	44.5	1	0	178	44.5	0	2	57	0
Oak 11/30	W	6	275	45.8	2	4	251	41.8	1	3	60	0
at Was 12/7	W	4	174	43.5	2	3	171	42.8	0	3	61	0
Ari 12/11	L	8	404	50.5	4	54	350	43.8	0	3	59	0
NYG 12/21	L	4	202	50.5	0	0	182	45.5	0	3	56	0
at Sea 12/28	W	5	247	49.4	2	7	240	48.0	1	1	55	0
Totals	6-10	80	3,721	46.5	28	192	3,429	42.3	5	33	61	1

2013 St. Louis Rams

Game	W/L	No	Yds	Avg	Opp Ret	Opp Yds	Net Yds	Net Avg	TB	I20	Lg	Blk
Ari 9/8	W	3	147	49.0	1	1	126	42.0	1	1	55	0
at Atl 9/15	L	6	298	49.7	2	4	294	49.0	0	0	63	0
at Dal 9/22	L	5	238	47.6	4	16	222	44.4	0	0	57	0
SF 9/26	L	11	490	44.5	1	0	470	42.7	1	6	60	0
Jax 10/6	W	7	286	40.9	4	5	281	40.1	0	2	56	0
at Hou 10/13	W	3	135	45.0	2	6	129	43.0	0	1	47	0
at Car 10/20	L	4	159	39.8	1	-1	160	40.0	0	0	52	0
Sea 10/28	L	4	182	45.5	3	9	173	43.3	0	2	55	0
Ten 11/3	L	5	242	48.4	2	8	234	46.8	0	1	57	0
at Ind 11/10	W	5	242	48.4	3	25	217	43.4	0	1	61	0
Chi 11/24	W	2	97	48.5	1	0	97	48.5	0	0	51	0
at SF 12/1	L	5	244	48.8	2	5	239	47.8	0	1	54	0
at Ari 12/8	L	5	257	51.4	2	3	214	42.8	2	0	64	0
NO 12/15	W	4	167	41.8	0	0	167	41.8	0	2	52	0
TB 12/22	W	2	88	44.0	0	0	88	44.0	0	1	46	0
at Sea 12/29	L	7	337	48.1	2	-2	339	48.4	0	1	58	0
Totals	7-9	78	3,609	46.3	30	79	3,450	44.2	4	19	64	0

2012 St. Louis Rams

Game	W/L	No	Yds	Avg	Opp Ret	Opp Yds	Net Yds	Net Avg	TB	I
------	-----	----	-----	-----	---------	---------	---------	---------	----	---



89 TYLER HIGBEE

Tight End // Western Kentucky // Clearwater, Fla.

Ht./Wt.: 6-6/255

NFL Exp.: 3rd (3rd Rams)

GP/GS: 48/39, (Playoffs): (1/1)

Birth Date: 1/1/1993

Acquired: D4A-2016 (No. 110)

TRANSACTIONS: Selected in the fourth round of the 2016 draft (110th overall) on 4/30/16.

PRO: Third-year pro has played in all 48 regular season and one postseason game since being drafted by the Rams in 2016... caught 58 career passes for 658 yards and four touchdowns.

2018 SEASON: **vs. San Francisco (12/30):** Started at tight end...recorded one reception for a season-long of 36 yards...**at Arizona (12/23):** Started at tight end...posted one reception for 16 yards...**vs. Philadelphia (12/16):** Started at tight end...caught two passes for 14 yards...**at Chicago (12/9):** Started at tight end and saw action on special teams...hauled in one catch for nine yards...**at Detroit (12/2):** Started at tight end and saw action on special teams...registered two catches for 19 yards with a long of 16 yards...averaged 9.5 yards per reception...**vs. Kansas City (11/19):** Started at tight end and saw action on special teams...recorded a career-high six receptions for a season-high 68 yards...averaged 10.5 yards per catch...recovered one fumble on offense...**vs. Seattle (11/11):** Started at tight end... totaled a season-high three receptions for 25 yards and one touchdown... his second touchdown of the season, setting a new single-season career high...averaged 8.3 yards per catch...**at New Orleans (11/4):** Started at tight end...caught two passes for a season-high 40 yards and average of 20.0 yards per catch...recorded his longest reception of the season for 33 yards...**vs. Green Bay (10/28):** Started at tight end...hauled in one pass for six yards...**at San Francisco (10/21):** Started at tight end...**at Denver (10/14):** Started at tight end and saw action on special teams...helped block for RB Todd Gurley II to amass 208 rushing yards and two touchdowns...**at Seattle (10/7):** Started at tight end...tallied two receptions for 26 yards...**vs. Minnesota (9/27):** Started at tight end...**vs. Chargers (9/23):** Notched two receptions for 25 yards, including a long of 20 yards...saw action on special teams...**vs. Arizona (9/16):** Recorded one catch for three yards and a touchdown, his first of the season...**at Oakland (9/10):** Started at tight end and saw action on special teams.

2017 SEASON: Started all 16 games and one postseason contest...tallied a new career-high 25 receptions for 295 yards and one touchdown...**Wild Card vs. Atlanta (1/6/18):** Totaled one reception for 11 yards...**vs. New Orleans (11/26):** Recorded three catches for 48 yards...**vs. Houston (11/12):** Tallied two catches for 22 yards...**at New York Giants (11/5):** Notched one catch for 8 yards and his first touchdown of the season...**vs. Seattle (10/8):** Led the team in receiving yards with a new personal high of 98 yards on four catches...**at Dallas (10/1):** Recorded three receptions for 47 yards.

2016 SEASON: Started six-of-16 games during rookie campaign... hauled in 11 receptions for 85 yards and scored his first career touchdown... **vs. San Francisco (12/26):** Recorded two receptions for five yards...scored his first career touchdown on a two-yard pass from QB Jared Goff...**at Seattle (12/15):** Hauled in a 15-yard reception...**vs. Atlanta (12/11):** Caught one pass for eight yards...**at New England (12/4):** Recorded two catches for 16 yards...**vs. Carolina (11/6):** Made second career start at tight end...recorded a career-long 31-yard reception...**vs. New York Giants (10/23):** Recorded one catch for a four-yard gain...**at Arizona (10/2):** Saw action at tight end and recorded one reception...**at Tampa Bay (9/25):** Made first career NFL start at tight end...saw significant action on special teams...**at San Francisco (9/13):** In his first career NFL game, recorded one reception.

COLLEGE: Played in 38 games with 15 starts...earned a midseason addition to the Biletnikoff Watch List in 2015...racked up a pair of 100-yard receiving games and four touchdowns through the first four games of the year and caught at least one touchdown in six of his nine games, including two, two-touchdowns game...named the John Mackey Award Tight End of the Week following the season opener at Vanderbilt when he caught four passes for 102 yards...as a junior in 2014, he tallied 230 yards on 15 receptions, including four touchdowns...notched a breakout performance at No. 19 Marshall when came up with three-touchdowns on six passes for 99 yards, to earn CFPA honorable mention National Tight End of the Week honors...he was also one of only three tight ends last season to catch at least three touchdowns in a game, joined by FIU's Jonnu Smith and Minnesota's Maxx Williams...became one of just four players in WKU history to catch at least three touchdowns in a single game and the first since 1978...in 2013, saw time in seven games and three starts after converting over from wide receiver...finished the year with 13 catches for 169 yards and a touchdown...redshirted in 2012...as a true freshman in 2011, he played in 11 games... finished the regular season with a pair of catches for 92 yards... tallied his first career catch on a 63-yard touchdown grab.

PERSONAL: Named team MVP and team captain for his senior season at East Lake High School...reeled in 42 receptions as a tight end, leading the county in receptions, to total over 540 receiving yards and eight touchdowns in his final season...finished prep career with over 1,100 yards receiving and 18 touchdowns... earned first-team All-County honors as well as being a Pinellas County All-Star his senior year...rated as a two-star recruit by Rivals.com after lettering all four years in football...also earned a pair of letters on the baseball diamond at the varsity level.

TYLER HIGBEE NFL STATISTICS



REGULAR SEASON

Year	Team	G/S	No.	Receiving				Att.	Rushing			
				Yards	Avg.	Long	TD		Yards	Avg.	Long	TD
2016	Los Angeles Rams	16/7	11	85	7.7	31	1	0	0	0.0	0	0
2017	Los Angeles Rams	16/16	25	295	11.8	38	1	0	0	0.0	0	0
2018	Los Angeles Rams	16/16	24	292	12.2	36	2	0	0	0.0	0	0
Totals		48/39	60	672	11.2	38	4	0	0	0.0	0	0

POSTSEASON

Year	Team	G/S	No.	Receiving				Att.	Rushing			
				Yards	Avg.	Long	TD		Yards	Avg.	Long	TD
2017	Los Angeles Rams	1/1	1	11	11.0	11	0	0	0	0.0	0	0
Totals		1/1	1	11	11.0	11	0	0	0	0.0	0	0

TYLER HIGBEE GAME-BY-GAME



2018 Los Angeles Rams

Game	W/L	P/S	Receiving				TD	Att.	Rushing			
			No.	Yards	Avg.	Long			Yards	Avg.	Long	TD
at Oak 9/10	W	1/1	0	0	0.0	0	0	0	0	0.0	0	0
Ari 9/16	W	1/1	1	3t	3.0	3	1	0	0	0.0	0	0
LAC 9/23	W	1/1	2	35	17.5	20	0	0	0	0.0	0	0
Min 9/27	W	1/1	0	0	0.0	0	0	0	0	0.0	0	0
at Sea 10/7	W	1/1	2	26	13.0	17	0	0	0	0.0	0	0
at Den 10/14	W	1/1	0	0	0.0	0	0	0	0	0.0	0	0
at SF 10/21	W	1/1	0	0	0.0	0	0	0	0	0.0	0	0
GB 10/28	W	1/1	1	6	6.0	6	0	0	0	0.0	0	0
at NO 11/4	L	1/1	2	40	20.0	33	0	0	0	0.0	0	0
Sea 11/11	W	1/1	3	25	8.3	10	1	0	0	0.0	0	0
KC 11/19	W	1/1	6	68	10.5	16	0	0	0	0.0	0	0
at Det 12/2	W	1/1	2	19	9.5	16	0	0	0	0.0	0	0
at Chi 12/9	L	1/1	1	9	9.0	0	0	0	0	0.0	0	0
Phi 12/16	L	1/1	2	14	7.0	11	0	0	0	0.0	0	0
at Ari 12/23	W	1/1	1	16	16.0	16	0	0	0	0.0	0	0
SF 12/30	W	1/1	1	36	36.0	36	0	0	0	0.0	0	0
Totals	13-3	16/16	24	292	12.2	36	2	0	0	0.0	0	0

2017 Los Angeles Rams

Game	W/L	P/S	Receiving				TD	Att.	Rushing			
			No.	Yards	Avg.	Long			Yards	Avg.	Long	TD
Ind 9/10	W	1/1	2	17	8.5	9	0	0	0	0.0	0	0
Was 9/17	L	1/1	0	0	0.0	0	0	0	0	0.0	0	0
at SF 9/21	W	1/1	1	4	4.0	4	0	0	0	0.0	0	0
at Dal 10/1	W	1/1	3	47	15.7	29	0	0	0	0.0	0	0
Sea 10/8	L	1/1	4	98	24.5	35	0	0	0	0.0	0	0
at Jax 10/15	W	1/1	1	0	0.0	0	0	0	0	0.0	0	0
Ari 10/22	W	1/1	3	13	4.3	5	0	0	0	0.0	0	0
at NYG 11/5	W	1/1	1	8	8.0	8t	1	0	0	0.0	0	0
Hou 11/12	W	1/1	2	22	11.0	15	0	0	0	0.0	0	0
at Min 11/19	L	1/1	1	5	5.0	5	0	0	0	0.0	0	0
NO 11/26	W	1/1	3	48	16.0	38	0	0	0	0.0	0	0
at Ari 12/3	W	1/1	1	1	6.0	6	0	0	0	0.0	0	0
Phi 12/10	L	1/1	0	0	0.0	0	0	0	0	0.0	0	0
at Sea 12/17	W	1/1	1	12	12.0	12	0	0	0	0.0	0	0
at Ten 12/24	W	1/1	2	15	7.5	10	0	0	0	0.0	0	0
SF 12/31	L	1/1	0	0	0.0	0	0	0	0	0.0	0	0
Totals	11-5	16/16	25	295	11.8	38	1	0	0	0.0	0	0

2017 Postseason

Atl 1/6/18	L	1/1	1	11	11.0	11	0	0	0	0.0	0	0
Totals	0-1	1/1	1	11	11.0	11	0	0	0	0.0	0	0

2016 Los Angeles Rams

Game	W/L	P/S	Receiving				TD	Att.	Rushing			
			No.	Yards	Avg.	Long			Yards	Avg.	Long	TD
at SF 9/12	L	1/0	1	2	2.0	2	0	0	0	0.0	0	0
Sea 9/18	W	1/0	0	0	0.0	0	0	0	0	0.0	0	0
at TB 9/25	W	1/1	0	0	0.0	0	0	0	0	0.0	0	0
at Ari 10/2	W	1/0	0	0	0.0	0	0	0	0	0.0	0	0
Buf 10/9	L	1/0	0	0	0.0	0	0	0	0	0.0	0	0
at Det 10/16	L	1/0	1	4	4.0	4	0	0	0	0.0	0	0
NYG 10/23	L	1/0	0	0	0.0	0	0	0	0	0.0	0	0
Car 11/6	L	1/1	1	31	31.0	31	0	0	0	0.0	0	0
at NYJ 11/13	W	1/1	0	0	0.0	0	0	0	0	0.0	0	0
Mia 11/20	L	1/1	2	4	2.0	3	0	0	0	0.0	0	0
at NO 11/27	L	1/1	0	0	0.0	0	0	0	0	0.0	0	0
at NE 12/4	L	1/0	2	16	8.0	10	0	0	0	0.0	0	0
Atl 12/11	L	1/0	1	8	8.0	8	0	0	0	0.0	0	0
at Sea 12/15	L	1/0	1	15	15.0	0	0	0	0	0.0	0	0
SF 12/24	L	1/1	2	5	2.5	3	1	0	0	0.0	0	0
Ari 1/1/17	L	1/0	0	0	0.0	0	0	0	0	0.0	0	0
Totals	4-12	16/16	11	85	7.7	31	1	0	0	0.0	0	0



32 TROY HILL

Cornerback // Oregon // Youngstown, Ohio

Ht./Wt.: 5-11/183

NFL Exp.: 4th (3rd Rams)

GP/GS: 43/14, (Playoffs): (1/1)

Birth Date: 8/29/1991

Acquired: W(NE)-2015

TRANSACTIONS: Activated from Rams practice squad (12/13/16)...added to practice squad (11/24/16), after being released from active roster (11/22/16)...acquired by the Rams via waivers from New England (12/31/15)...released from England (12/30/15), after being acquired via waivers from Cincinnati (12/25/15)...released by the Bengals (12/24/15), after spending time on their practice squad...originally signed with Cincinnati as an undrafted free agent (5/8/15).

PRO: Fourth-year pro...played in 43 career games, starting 14 at the cornerback position...collected 92 career tackles (73 solo), two interceptions (both in 2018) and recorded 13 pass breakups...became a contributor on special teams.

2018 SEASON: vs. **San Francisco (12/30):** Saw action on defense and on special teams...registered two solo tackles on defense...**at Arizona (12/23):** Saw action on defense and special teams...totaled three solo tackles on defense...vs. **Philadelphia (12/16):** Saw action on special teams...**at Chicago (12/9):** Saw action on special teams...**at Detroit (12/2):** Saw action at cornerback and on special teams...notched one interception (second of career) and two pass deflections...vs. **Kansas City (11/19):** Started at cornerback and saw action on special teams...totaled four tackles on defense (two solo)...vs. **Seattle (11/11):** Started at cornerback...tallied three solo tackles and one tackle for loss...**at New Orleans (11/4):** Made his fifth consecutive start at cornerback and tallied four solo tackles...vs. **Green Bay (10/28):** Started at cornerback and saw two snaps on special teams...notched one solo tackle and one pass deflection on defense...**at San Francisco (10/21):** Started at cornerback and saw action on special teams...recorded four tackles (four solo) on defense, one pass deflection and his first career interception...**at Denver (10/14):** Started at cornerback...split the team lead in tackles with seven solo...**at Seattle (10/7):** Started at cornerback and saw action on special teams...notched five tackles (three solo) and one pass deflection...vs. **Minnesota (9/27):** Saw action on defense and special teams...vs. **Chargers (9/23):** Saw action at cornerback and on special teams...recorded one tackle on defense...vs. **Arizona (9/16):** Saw action on defense and special teams...**at Oakland (9/10):** Saw action on special teams.

2017 SEASON: Played in 12 games of the regular season with three starts and one postseason start...finished the regular season with 18 tackles and five passes defended...**Wild Card vs. Atlanta (1/6/18):** Started at cornerback...recorded six tackles (five solo) and three passes defended...vs. **San Francisco (12/31):** Started at cornerback and saw action on special teams...registered three defensive tackles (two solo)...**at Tennessee (12/24):** Started at cornerback and saw action on special teams...recorded nine assisted tackles and one pass defended...**at Seattle (12/17):** Started at cornerback and saw action on special teams...recorded

one solo tackle and two passes defended...**at Dallas (10/1):** Saw action at corner and on special teams...recorded one special teams tackle...recovered one fumble on a punt return...**at San Francisco (9/21):** Saw action at corner and on special teams...made one solo tackle and had two passes defended.

2016 SEASON: Saw action in 12 contests and started four at cornerback...spent three weeks on practice squad...finished with 38 tackles (35 solo) and three passes defended...played a significant role on special teams...vs. **San Francisco (12/26):** Saw significant action on special teams...recorded one special teams tackle...**at Seattle (12/15):** Promoted from practice squad to active roster...recorded one solo tackle...**at New York Jets (11/13):** Recorded four solo tackles and one pass defended...vs. **Carolina (11/6):** Saw significant action at cornerback and on special teams...vs. **New York Giants (10/23):** Started at cornerback...recorded eight solo tackles...**at Detroit (10/16):** Started his third game of the season at cornerback...tallied seven tackles (six solo)...**at Arizona (10/2):** Started at right cornerback...tallied four tackles (three solo)...**at Tampa Bay (9/25):** Made his first career NFL start at cornerback...recorded a team-high, and career-high 11 tackles (10 solo), and defended a pass...vs. **Seattle (9/18):** Recorded three tackles (three solo)...also defended one pass.

2015 SEASON: Played in three games with Cincinnati: at Cleveland (12/6), vs. Pittsburgh (12/13), at San Francisco (12/20).

COLLEGE: As a senior in 2014, finished seventh on the team in tackles (71) but third in unassisted efforts (59)...second-team Pac-12 all-conference choice and 14-game starter ranked second in the league (1.46 avg.) in passes defended and 11th nationally...in 2013, was the Ducks' fifth-leading tackler among their defensive backs assumed the role as the program's top reserve cornerback and nickel-back...finished the year with 29 tackles (21 solo) and four deflected passes...in 2012, appeared in 10 games, with 22 of his 26 tackles being unassisted...in 2011, started six of his 14 appearances...in 2010, worked with the scout team during redshirt season.

PERSONAL: Played defensive back and wide receiver for St. Bonaventure...2009 All-Channel League First-Team Defense...2008 second-team All-State Junior by CalHiSports.com...posted 46 tackles and five interceptions for the Seraphs his junior season in 2008...also returned one kickoff for a touchdown and took one of his five picks back for a score...earned a three-star rating from Scout.com...also a three-star recruit according to Rivals.com and the No. 32 corner in the country...parents: Jim Gilmer and Sandra Jennings...has two brothers and two sisters...majored in general social science.

TROY HILL NFL STATISTICS



REGULAR SEASON

Year	Team	G/S	Tackles			Sacks	Yards	Int.	Interceptions			PD	Fumbles		
			Total	Solo	Asst.				Yards	Long	TD		FF	FR	Yards
2015	Cincinnati Bengals	3/0	2	1	1	0.0	0.0	0	0	0	0	0	0	0	0
2016	Los Angeles Rams	12/4	38	35	3	0.0	0.0	0	0	0	0	3	0	0	0
2017	Los Angeles Rams	12/3	18	8	10	0.0	0.0	0	0	0	0	5	0	0	0
2018	Los Angeles Rams	16/7	34	29	5	0.0	0.0	2	7	7	0	5	0	0	0
Totals		43/14	92	73	19	0.0	0.0	2	7	7	0	13	0	0	0

POSTSEASON

Year	Team	G/S	Tackles			Sacks	Yards	Int.	Interceptions			PD	Fumbles		
			Total	Solo	Asst.				Yards	Long	TD		FF	FR	Yards
2017	Los Angeles Rams	1/1	5	4	1	0.0	0.0	0	0	0	0	3	0	0	0
Totals		1/1	5	4	1	0.0	0.0	0	0	0	0	3	0	0	0

Additional Career Statistics: Special Teams Tackles: Rams: 2017 (1), 2016 (2)

TROY HILL GAME-BY-GAME



2018 Los Angeles Rams

Game	W/L	P/S	T	S	A	Sk	Yds	Int	Yds	Lg	TD	PD	FF	FR	Yds
at Oak 9/10	W	1/0	0	0	0	0.0	0.0	0	0	0	0	0	0	0	0
Ari 9/16	W	1/0	0	0	0	0.0	0.0	0	0	0	0	0	0	0	0
LAC 9/23	W	1/0	1	0	1	0.0	0.0	0	0	0	0	0	0	0	0
Min 9/27	W	1/0	0	0	0	0.0	0.0	0	0	0	0	0	0	0	0
at Sea 10/7	W	1/1	5	3	2	0.0	0.0	0	0	0	0	1	0	0	0
at Den 10/14	W	1/1	7	7	0	0.0	0.0	0	0	0	0	0	0	0	0
at SF 10/21	W	1/1	4	4	0	0.0	0.0	1	7	7	0	1	0	0	0
GB 10/28	W	1/1	1	1	0	0.0	0.0	0	0	0	0	1	0	0	0
at NO 11/4	L	1/1	4	4	0	0.0	0.0	0	0	0	0	0	0	0	0
Sea 11/11	W	1/1	3	3	0	0.0	0.0	0	0	0	0	0	0	0	0
KC 11/19	W	1/1	4	2	2	0.0	0.0	0	0	0	0	0	0	0	0
at Det 12/2	W	1/0	0	0	0	0.0	0.0	1	0	0	0	2	0	0	0
at Chi 12/9	L	1/0	0	0	0	0.0	0.0	0	0	0	0	0	0	0	0
Phi 12/16	L	1/0	0	0	0	0.0	0.0	0	0	0	0	0	0	0	0
at Ari 12/23	W	1/0	3	3	0	0.0	0.0	0	0	0	0	0	0	0	0
SF 12/30	W	1/0	2	2	0	0.0	0.0	0	0	0	0	0	0	0	0
Totals	13-3	16/7	34	29	5	0.0	0.0	2	7	7	0	5	0	0	0

2016 Los Angeles Rams

Game	W/L	P/S	T	S	A	Sk	Yds	Int	Yds	Lg	TD	PD	FF	FR	Yds
at SF 9/12	L	1/0	0	0	0	0.0	0.0	0	0	0	0	0	0	0	0
Sea 9/18	W	1/0	3	3	0	0.0	0.0	0	0	0	0	1	0	0	0
at TB 9/25	W	1/1	11	10	1	0.0	0.0	0	0	0	0	1	0	0	0
at Ari 10/2	W	1/1	4	3	1	0.0	0.0	0	0	0	0	0	0	0	0
Buf 10/9	L	1/0	0	0	0	0.0	0.0	0	0	0	0	0	0	0	0
at Det 10/16	L	1/0	7	6	1	0.0	0.0	0	0	0	0	0	0	0	0
NYG 10/23	L	1/1	8	8	0	0.0	0.0	0	0	0	0	0	0	0	0
Car 11/6	L	1/0	0	0	0	0.0	0.0	0	0	0	0	0	0	0	0
at NYJ 11/13	W	1/0	4	4	0	0.0	0.0	0	0	0	0	1	0	0	0
Mia 11/20	L					Declared Inactive									
at NO 11/27	L					Practice Squad									
at NE 12/4	L					Practice Squad									
Atl 12/11	L					Practice Squad									
at Sea 12/15	L	1/0	1	1	0	0.0	0.0	0	0	0	0	0	0	0	0
SF 12/24	L	1/0	0	0	0	0.0	0.0	0	0	0	0	0	0	0	0
Ari 11/17	L	0/0	0	0	0	0.0	0.0	0	0	0	0	0	0	0	0
Totals	4-12	12/3	38	35	3	0.0	0.0	0	0	0	0	3	0	0	0

2017 Los Angeles Rams

Game	W/L	P/S	T	S	A	Sk	Yds	Int	Yds	Lg	TD	PD	FF	FR	Yds
Ind 9/10	W														
Was 9/17	L														
at SF 9/21	W	1/0	1	1	0	0.0	0.0	0	0	0	0	0	0	0	0
at Dal 10/1	W	1/0	0	0	0	0.0	0.0	0	0	0	0	0	0	0	0
Sea 10/8	L	1/0	0	0	0	0.0	0.0	0	0	0	0	0	0	0	0
at Jax 10/15	W														
Ari 10/22	W	1/0	0	0	0	0.0	0.0	0	0	0	0	0	0	0	0
at NYG 11/5	W	1/0	2	2	0	0.0	0.0	0	0	0	0	0	0	0	0
Hou 11/12	W	1/0	0	0	0	0.0	0.0	0	0	0	0	0	0	0	0
at Min 11/19	L														
NO 11/26	W	1/0	0	0	0	0.0	0.0	0	0	0	0	0	0	0	0
at Ari 12/3	W	1/0	0	0	0	0.0	0.0	0	0	0	0	0	0	0	0
Phi 12/10	L	1/0	2	2	0	0.0	0.0	0	0	0	0	0	0	0	0
at Sea 12/17	W	1/1	1	1	0	0.0	0.0	0	0	0	0	0	2	0	0
at Ten 12/24	W	1/1	9	0	9	0.0	0.0	0	0	0	0	0	0	1	0
SF 12/31	L	1/1	3	2	1	0.0	0.0	0	0	0	0	0	0	0	0
Totals	11-5	12/3	18	8	10	0.0	0.0	0	0	0	0	0	5	0	1

2017 Postseason

Atl 1/6/18	L	1/1	6	5	1	0	0	0	0	0	0	0	3	0	0
Totals	0-1	1/1	6	5	1	0	0	0	0	0	0	0	3	0	0



11 KHADAREL HODGE

Wide Receiver // Prairie View A&M // D'Lo, Miss.

Ht./Wt.: 6-2/205

NFL Exp.: Rookie

GP/GS: 14/0, (Playoffs): (0/0)

Birth Date: 1/3/1995

Acquired: UDFA-2018

TRANSACTIONS: Promoted to the Rams active roster from the practice squad (9/19/18)...signed to the Rams practice squad (9/2/18)...released (9/2/18)...signed by the Rams as an undrafted rookie free agent (7/24/18).

2018 SEASON: vs. San Francisco (12/30): Saw action at wide receiver and on special teams...at Arizona (12/23): Saw action at wide receiver and on special teams...added one miscellaneous solo tackle...vs. Philadelphia (12/16): Saw action on special teams and two snaps on offense...recorded one special teams tackle...at Chicago (12/9): Saw action on special teams and one snap at wide receiver...at Detroit (12/2): Saw action at wide receiver and on special teams...vs. Kansas City (11/19): Saw action at wide receiver and on special teams...notched one reception for three yards...added one special teams tackle...vs. Seattle (11/11): Saw action at wide receiver and on special teams...at New Orleans (11/4): Saw one snap at wide receiver and action on special teams...vs. Green Bay (10/28): Saw action at wide receiver and special teams...recorded one special teams tackle...at San

Francisco (10/21): Saw action at wide receiver and on special teams...at Denver (10/14): Saw action at wide receiver and on special teams...at Seattle (10/7): Saw action at wide receiver and special teams...notched his first career reception for 14 yards...vs. Minnesota (9/27): Saw action on special teams...vs. Chargers (9/23): Made his NFL debut...saw action on special teams...recorded one special teams tackle.

COLLEGE: Began his collegiate career playing quarterback at Alcorn State as a freshman in 2013...committed to Prairie View A&M in 2015 after being recruited from Hinds Community College (Raymond, Miss.)...played in 24 games for the Panthers...as a senior in 2017, earned first-team All-SWAC honors...recorded career-highs in receptions (48), yards (844), touchdowns (12) and 100-yard games (three)...as a junior in 2016, recorded 28 receptions, 454 yards and six touchdowns...as a sophomore in 2015, recorded 28 receptions, 499 yards and three touchdowns.

PERSONAL: Name pronounced "ka-DARE-uhl"...originally from D'Lo, Mississippi.

KHADAREL HODGE NFL STATISTICS



Year	Team	G/S	No.	Receiving				Att.	Rushing			
				Yards	Avg.	Long	TD		Yards	Avg.	Long	TD
2018	Los Angeles Rams	14/0	2	17	8.5	0	0	0	0	0.0	0	0
Totals		14/0	2	17	8.5	0	0	0	0	0.0	0	0

Additional Career Statistics: Special Teams Tackles: Rams: 2018 (4).

KHADAREL HODGE GAME-BY-GAME



2018 Los Angeles Rams

Game	W/L	P/S	Receiving					Rushing				
			No.	Yards	Avg.	Long	TD	Att.	Yards	Avg.	Long	TD
at Oak 9/10												
Ari 9/16												
LAC 9/23	W	1/0	0	0	0.0	0	0	0	0.0	0	0	0
Min 9/27	W	1/0	0	0	0.0	0	0	0	0.0	0	0	0
at Sea 10/7	W	1/0	1	14	14.0	14	0	0	0	0.0	0	0
at Den 10/14	W	1/0	0	0	0.0	0	0	0	0	0.0	0	0
at SF 10/21	W	1/0	0	0	0.0	0	0	0	0	0.0	0	0
GB 10/28	W	1/0	0	0	0.0	0	0	0	0	0.0	0	0
at NO 11/4	L	1/0	0	0	0.0	0	0	0	0	0.0	0	0
Sea 11/11	W	1/0	0	0	0.0	0	0	0	0	0.0	0	0
KC 11/19	W	1/0	1	3	3.0	3	0	0	0	0.0	0	0
at Det 12/2	W	1/0	0	0	0.0	0	0	0	0	0.0	0	0
at Chi 12/9	L	1/0	0	0	0.0	0	0	0	0	0.0	0	0
Phi 12/16	L	1/0	0	0	0.0	0	0	0	0	0.0	0	0
at Ari 12/23	W	1/0	0	0	0.0	0	0	0	0	0.0	0	0
SF 12/30	W	1/0	0	0	0.0	0	0	0	0	0.0	0	0
Totals	11-3	14/0	2	17	8.5	14	0	0	0	0.0	0	0



43 JOHN JOHNSON III

Safety // Boston College // West Hyattsville, Md.

Ht./Wt.: 6-0/209

NFL Exp.: 2nd (2nd Rams)

GP/GS: 32/27, (Playoffs): (1/1)

Birth Date: 12/19/1995

Acquired: D3B-2017 (No. 91)

TRANSACTIONS: Selected by the Rams in the third round (91st overall) of the 2017 NFL Draft (4/29/17).

PRO: Second-year pro, has played in all 32 regular season games (27 starts) and one postseason contest for the Rams since being drafted in 2017...started 11 contests as a rookie...snared first-career interception in first-career start against Seattle (10/8/17) and returned it 69 yards.

2018 SEASON: **vs. San Francisco (12/30):** Started at strong safety...led the team with eight tackles (five solo)...added one pass deflection...**at Arizona (12/23):** Started at strong safety...compiled five tackles (three solo)...**vs. Philadelphia (12/16):** Started at strong safety...played all 64 defensive snaps...led the team in total tackles (14) and solo tackles (11), both new single-game career-highs...added one pass deflection...eclipsed the 100-tackle mark for the first time in his career...**at Chicago (12/9):** Started at strong safety...totaled six tackles (five solo) including one for loss, one pass deflection and one interception (fourth of season, fifth of career)...leads team in interceptions...played 70-of-71 defensive snaps...**at Detroit (12/2):** Started at strong safety and saw action on special teams...posted a team-leading 12 tackles (10 solo)...played all 72 defensive snaps...**vs. Kansas City (11/19):** Started at strong safety and saw action on special teams...paced the team with 11 total tackles on defense (nine solo) including one for loss...played all 72 defensive snaps...**vs. Seattle (11/11):** Started at strong safety...compiled six tackles (four solo) on defense and one special teams tackle...**at New Orleans (11/4):** Started at safety and saw action on special teams...played all 71 defensive snaps...shared the team lead in tackles with nine (five solo)...**vs. Green Bay (10/28):** Started at safety...totaled five tackles (three solo) and one pass deflection...played all 52 defensive snaps...**at San Francisco (10/21):** Started at safety and saw action on special teams...notched two tackles (two solo) on defense, one pass deflection and one interception...marked his team-leading third interception of the season...**at Denver (10/14):** Started at safety and saw action on special teams...recorded four tackles (two solo), one pass deflection, one quarterback hit and one interception...marked his second interception of 2018 and a new season high...played all 66 defensive snaps...**at Seattle (10/7):** Started at strong safety...tallied six tackles (three solo) and one quarterback hit...played all 60 defensive snaps...**vs. Minnesota (9/27):** Notched a team-high 11 tackles (six solo) and two pass deflections...played all 74 defensive snaps...**vs. Chargers (9/23):** Recorded four tackles (two solo) and his first career forced fumble...played all 52 defensive snaps...**vs. Arizona (9/16):** Tallied a team-leading seven tackles (six solo), including one tackle for loss...also had one pass deflection...**at Oakland (9/10):** Started at safety...recorded nine tackles (six solo)...notched two passes defended and one interception in the endzone to halt a scoring drive.

2017 SEASON: Played in all 16 games of the regular season with 11 starts and one postseason start...finished the regular

season with 91 tackles, 11 passes defended, one interception and one tackle for loss...**Wild Card vs. Atlanta (1/6/18):** Started at safety...totaled six tackles (four solo)...**at Seattle (12/17):** Started at safety and saw action on special teams...totaled a team-leading six tackles (two solo) and one pass defended...**vs. Philadelphia (12/10):** Started at safety and saw action on special teams...recorded a team-leading 13 tackles (six solo) and two passes defended...**at Arizona (12/3):** Started at safety and saw action on special teams...tallied eight tackles (six solo) and two passes defended...**vs. New Orleans (11/26):** Started at safety and saw action on special teams...recorded six solo tackles and two passes defended...**at Minnesota (11/19):** Started at safety and saw action on special teams...recorded 12 tackles (seven solo)...**at Jacksonville (10/15):** Started at safety and saw action on special teams...notched five tackles (three solo) and two passes defended...**vs. Seattle (10/8):** Started at safety first-career start and saw action on special teams...notched his first career interception and returned it 69 yards for the 10th longest interception return in Rams history...added six tackles on defense including two solo stops and 2 PDs...**at San Francisco (9/21):** Saw action at defensive back and on special teams...recorded two special teams tackles.

COLLEGE: Started all 13 games at free safety as a senior in 2016...served as a team captain...finished the season second on the Eagles with 77 tackles...led the team with three interceptions, racking up 47 return yards...notched 2.5 tackles for a loss, 1.0 sack, nine pass breakups, two fumbles recovered and one forced...tied for third in the ACC with three interception returns...part of a defense that ranked on eight top 10 lists, including ninth in total defense (314.2 yards/game), second in sacks (3.62 sacks/game) and 10th in turnovers gained (27)...notched a single-game high 12 tackles (12/26/16)...started all 12 games in 2015...played the first nine games at strong safety before starting the last three games at left corner back...totaled 63 tackles, three interceptions, two forced fumbles, three pass breakups and one blocked kick...member of the BC defense that ranked No. 1 nationally in total yards (254.3), and part of the Eagles' defensive backfield that was ranked fifth nationally in passing efficiency allowed (104.66)...played in eight games as a sophomore with two starts...recorded 25 tackles on the season, including 28 solo stops...saw action in 12 games at cornerback and on special teams as a freshman.

PERSONAL: Earned first team all-county and second team all-state accolades...All-Gazette first-team honoree...recorded 50 tackles, six tackles for loss, five interceptions and 13 pass breakups as a senior...named team captain as a senior...played for head coach Bryan Pierre...also played basketball and served as captain as a sophomore...enrolled as a communication major in the Morrissey College of Arts and Sciences...recipient of the Jay McGillis '93 Memorial Scholarship Fund in 2016...John and his older brother Travis are the children of Tanya and John Johnson.



20 LAMARCUS JOYNER

Safety // Florida State // Miami, Fla.

Ht./Wt.: 5-8/191

NFL Exp.: 5th (5th Rams)

GP/GS: 67/42, (Playoffs): (1/1)

Birth Date: 11/27/1990

Acquired: D2-2014 (No. 41)

TRANSACTIONS: Selected by the Rams in the second round (41st overall) of the 2014 NFL Draft (5/9/14).

PRO: Has seen action in 67 games with 42 starts and one playoff start...fifth-year pro has 338 tackles (249 solo) with 5.0 sacks...snared four career interceptions, all as a safety.

2018 SEASON: vs. San Francisco (12/30): Declared inactive...**at Arizona (12/23):** Started at safety...posted three solo tackles, including one for loss...**vs. Philadelphia (12/16):** Started at safety...played all 64 defensive snaps...notched six tackles (five solo) including one for loss...**at Chicago (12/9):** Started at safety...paced the team with seven solo tackles...**at Detroit (12/2):** Started at safety...totaled six tackles (five solo)...played all 72 defensive snaps...**vs. Kansas City (11/19):** Started at safety...recorded seven tackles (five solo), two pass deflections and one interception (fourth career)...played all 72 defensive snaps...**vs. Seattle (11/11):** Started at free safety...compiled seven tackles (four solo)...played all 68 defensive snaps...**at New Orleans (11/4):** Started at safety...notched eight tackles (six solo) and one pass deflection...**vs. Green Bay (10/28):** Started at safety...totaled four tackles (three solo)...**at San Francisco (10/21):** Started at safety...contributed two tackles (two solo)...**at Denver (10/14):** Split the team lead in tackles with seven (five solo), 1.0 sack (fifth of career), one tackle for loss and one quarterback hit...played all 66 defensive snaps...**at Seattle (10/7):** Tallied five tackles (one solo)...played all 60 defensive snaps...**vs. Minnesota (9/27):** Started at free safety...recorded six tackles (five solo)...played all 74 defensive snaps...**vs. Chargers (9/23):** Notched four tackles (two solo) and one fumble recovery...played all 52 defensive snaps...**vs. Arizona (9/16):** Started at free safety...contributed to a defensive effort that yielded only five first downs...**at Oakland (9/10):** Tallied six tackles (five solo).

2017 SEASON: Started 12 regular season games and one postseason contest...finished the regular season with 61 tackles (32 solo), seven passes defended, three interceptions and one forced fumble...**Wild Card vs. Atlanta (1/6/18):** Started at safety...collected a team-leading 11 tackles (10 solo)...**at Seattle (12/17):** Recorded five tackles (two solo) and a forced fumble...**at Arizona (12/3):** Tallied seven tackles (five solo), three passes defended, and one interception...marked his third interception of the season and he returned it 46 yards...**vs. Arizona (10/22):** Recorded three tackles (two solo)...also nabbed his second interception of the season and returned it for 29 yards...**vs. Washington (9/17):** Totaled nine tackles (eight solo)...**vs. Indianapolis (9/10):** Notched five tackles, one pass defended and his first career interception that he returned 29 yards for a touchdown.

2016 SEASON: Made eight starts in 14 games at the cornerback position...finished with 70 tackles (56 solo) and one sack...set a career best in passes defended with eight...forced his first fumble of his career... **at New England (12/4):** Tallied nine tackles (six solo)...recorded one hit one Patriots QB Tom Brady...**vs. Miami (11/20):** Tallied four solo tackles and one pass defended...recorded his first sack of the season on QB Ryan Tannehill for a seven yard loss...**vs. New York Giants (10/23):** Started at cornerback...recorded three tackles (two solo)...registered two passes defended...forced a fumble...**at Detroit (10/16):** Started at cornerback...tied his career high for solo tackles with 10...tallied

one pass defended...**at Arizona (10/2):** Recorded six solo tackles and defended one pass...**at Tampa Bay (9/25):** Tallied nine tackles (seven solo), and defended one pass...**vs. Seattle (9/18):** Recorded six tackles (five solo) and two passes defended.

2015 SEASON: Played in 16 games, started five...amassed 81 tackles (70 solo), 2.0 sacks, six passes defended and one fumble recovery...**at San Francisco (1/3/16):** Started at safety...matched a season-high eight tackles (seven solo)...**vs. Arizona (12/6):** Started on defense...registered eight solo tackles and two passes defended...**at Baltimore (11/22):** Saw action on defense and special teams...made five solo tackles...**vs. Chicago (11/15):** Saw action on defense...garnered five tackles (four solo)...**vs. San Francisco (11/1):** Saw action on defense...notched five tackles (four solo)...**vs. Cleveland (10/25):** Saw action on defense...recorded seven tackles (six solo) and two passes defended...**at Green Bay (10/11):** Started at defensive back...registered a season-high eight solo tackles and recovered one fumble...**at Arizona (10/4):** Saw action on defense...sacked QB Carson Palmer...also recorded six tackles (five solo)...**vs. Pittsburgh (9/27):** Started on defense...made six solo tackles...**vs. Seattle (9/13):** Saw action on defense...sacked QB Russell Wilson for a 10-yard loss...marked his second career sack...also recorded six tackles (five solo).

2014 SEASON: Saw action in 10 games...tallied 48 tackles (33 solo) had three passes defended and a 1.0 sack for six yards...**at San Francisco (11/2):** Saw action at cornerback...garnered seven tackles (three solo)...had one quarterback pressure and one pass defended...**at Kansas City (10/26):** Saw action at cornerback...recorded a single-game high 11 tackles (10 solo)...**vs. Seattle (10/19):** Saw action at cornerback...registered nine tackles (six solo)...added three assists...**at Philadelphia (10/5):** Recorded eight tackles (five solo)...registered two passes defended...**vs. Minnesota (9/7):** Made his NFL debut...tallied two solo tackles...added one special teams tackle.

COLLEGE: Started 40-of-55 games at Florida State – 13 at free safety, 14 at strong safety and 13 at cornerback...recorded 197 tackles (128 solos) with 6.5 sacks for minus 57 yards and 10.5 stops for losses of 71 yards...credited with three quarterback pressures and three forced fumbles...deflected 15 passes and intercepted eight others for 80 yards in returns...ranks second in school history with an average of 24.23 yards on 52 kickoff returns for 1,260 yards, topped by only Greg Reid (24.65-yard average; 63 for 1,553; 2009-11)...his average of 30.54 yards per kickoff return in 2011 broke the previous FSU season record of 30.09 yards by Michael Ray Garvin (22 for 622; 2008)...the unanimous All-American was a finalist for the Bronko Nagurski Award and Jim Thorpe Award in 2013...finished second in the voting for the Ultimate Herbie Award, given by ESPN's Kirk Herbstreit for college football's top performances...the first Seminole defensive back to be named a consensus first-team All-American since 2000 and is just the seventh defensive back in FSU history to garner consensus first team All-American honors joining players like Deion Sanders, LeRoy Butler and Terrell Buckley...the All-Atlantic Coast Conference first-team selection started 13 games at cornerback in 2013...ranked second on the team with a career-high 69 tackles, as he led the league's defensive backs with 5.5 sacks for minus 54 yards and seven stops for losses totaling 57

yards...finished fourth in the league with three forced fumbles and was credited with three quarterback pressures...had four pass deflections, along with a pair of interceptions for 20 yards in returns...added 110 yards on five kickoff returns (22.0 avg)... was the unquestioned leader on the nation's top-ranked pass defense...started all 14 games at strong safety in 2012, helping Florida State's defense lead the nation in yards allowed per play (3.86), rank second nationally in total defense (254.14 ypg)... garnered All-ACC second-team honors in 2011, after he took over free safety duties, starting all 13 games...named the most improved player on defense and a winner of the Bob Crenshaw Award at the team's annual banquet...recognized for his work in the classroom with one of eight sophomore academic awards and at the annual team banquet...a true freshman boundary cornerback in 2010, played in all 14 games and finished with 23 tackles (18 solos), two pass break-ups and one interception.

PERSONAL: Attended Southwest Miami (Fla.) High School, where he played three seasons on the varsity at linebacker and defensive back as well as wide receiver and kick returner...as a sophomore, he had more than 100 tackles and accounted for more than 1,000 yards on offense...In his junior year, he recorded 112 tackles, four sacks and an interception...that season, Joyner

also scored five touchdowns on special teams - four via kickoffs and one on a punt return...Offensively, he had 17 receptions for 482 yards and seven touch-downs...decided to transfer to St. Thomas Aquinas High School in Fort Lauderdale, Fla., a private school and football powerhouse coached by George Smith... for his senior season, contributed as a shut-down cornerback, recording only 14 tackles (12 solos) as opponents stayed away from his side of the field...also starred on special teams, as he averaged 39.6 yards per return and managed to return three kickoffs for scores...on offense, he recorded 1,090 all-purpose yards on just 79 touches, scoring four rushing and four receiving touchdowns...Earned the National Defensive Player of the Year award by USA Today, becoming the fourth USA Today National Defensive Player of the Year to sign with Florida State, joining Derrick Brooks, David Warren and Antonio Cromartie...regarded as a five-star recruit by Rivals.com, and ranked as the best cornerback prospect in his class...a Business major...born in Miami, Florida...participated in numerous community events, including Coach Fisher & Friends Celebrity Softball game, 6th Annual Playground Build at Marygrove, St. Louis Rams Training Academy Youth Camp, United Way Kickoff for Charity Luncheon and the All-Community Team Ticket program.

LAMARCUS JOYNER NFL STATISTICS



REGULAR SEASON

Year	Team	G/S	Tackles			Sacks	Yards	Int.	Interceptions			PD	Fumbles		
			Total	Solo	Asst.				Yards	Long	TD		FF	FR	Yards
2014	St. Louis Rams	10/1	48	33	15	1.0	6.0	0	0	0	0	3	0	0	0
2015	St. Louis Rams	16/6	81	70	11	2.0	11.0	0	0	0	0	6	0	1	0
2016	Los Angeles Rams	14/8	70	56	14	1.0	7.0	0	0	0	0	8	1	0	0
2017	Los Angeles Rams	12/12	61	32	29	0.0	0.0	3	46	46	1	7	1	0	0
2018	Los Angeles Rams	15/15	78	58	20	1.0	11.0	1	5	5	0	3	0	1	0
Totals		67/42	338	249	89	5.0	35.0	4	51	46	1	27	2	2	0

POSTSEASON

Year	Team	G/S	Tackles			Sacks	Yards	Int.	Interceptions			PD	Fumbles		
			Total	Solo	Asst.				Yards	Long	TD		FF	FR	Yards
2017	Los Angeles Rams	1/1	11	10	1	0.0	0.0	0	0	0	0	0	0	0	0
Totals		1/1	11	10	1	0.0	0.0	0	0	0	0	0	0	0	0

Additional Career Statistics: Special teams tackles: Rams 2014 (3).

Regular Season Single Game Highs:

Total Tackles – 11, at Kansas City (10/26/14)
Solo Tackles – 10, twice, at Kansas City (10/26/14), at Detroit (10/16/16)

Postseason Single Game Highs:

Total Tackles – 11, vs. Atlanta (1/6/18, NFC Wild Card)
Solo Tackles – 10, vs. Atlanta (1/6/18, NFC Wild Card)

LAMARCUS JOYNER GAME-BY-GAME



2018 Los Angeles Rams

Game	W/L	P/S	T	S	A	Sk	Yds	Int	Yds	Lg	TD	PD	FF	FR	Yds
at Oak 9/10	W	1/1	6	5	1	0.0	0.0	0	0	0	0	0	0	0	0
Ari 9/16	W	1/1	0	0	0	0.0	0.0	0	0	0	0	0	0	0	0
LAC 9/23	W	1/1	4	2	2	0.0	0.0	0	0	0	0	0	0	1	0
Min 9/27	W	1/1	6	5	1	0.0	0.0	0	0	0	0	0	0	0	0
at Sea 10/7	W	1/1	5	1	4	0.0	0.0	0	0	0	0	0	0	0	0
at Den 10/14	W	1/1	7	5	2	1.0	11.0	0	0	0	0	0	0	0	0
at SF 10/21	W	1/1	2	2	0	0.0	0.0	0	0	0	0	0	0	0	0
GB 10/28	W	1/1	4	3	1	0.0	0.0	0	0	0	0	0	0	0	0
at NO 11/4	L	1/1	8	6	2	0.0	0.0	0	0	0	0	1	0	0	0
Sea 11/11	W	1/1	7	4	3	0.0	0.0	0	0	0	0	0	0	0	0
KC 11/19	W	1/1	7	5	2	0.0	0.0	1	5	0	0	2	0	0	0
at Det 12/2	W	1/1	6	5	1	0.0	0.0	0	0	0	0	0	0	0	0
at Chi 12/9	L	1/1	7	7	0	0.0	0.0	0	0	0	0	0	0	0	0
Phi 12/16	L	1/1	6	5	1	0.0	0.0	0	0	0	0	0	0	0	0
at Ari 12/23	W	1/1	3	3	0	0.0	0.0	0	0	0	0	0	0	0	0
SF 12/30	W	0/0						Inactive							
Totals		13-3	15/15	78	58	20	1.0	11.0	1	5	0	3	0	1	0

2017 Los Angeles Rams

Game	W/L	P/S	T	S	A	Sk	Yds	Int	Yds	Lg	TD	PD	FF	FR	Yds
Ind 9/10	W	1/1	5	4	1	0.0	0.0	1	29t	29t	1	1	0	0	0
Was 9/17	L	1/1	9	8	1	0.0	0.0	0	0	0	0	0	0	0	0
at SF 9/21	W	1/1	4	1	3	0.0	0.0	0	0	0	0	0	0	0	0
at Dal 10/1	W							Inactive							
Sea 10/8	L							Inactive							
at Jax 10/15	W							Inactive							
Ari 10/22	W	1/1	3	2	1	0.0	0.0	1	29	0	0	0	0	0	0
at NYG 11/5	W	1/1	6	2	4	0.0	0.0	0	0	0	0	0	0	0	0
Hou 11/12	W	1/1	3	1	2	0.0	0.0	0	0	0	0	1	0	0	0
at Min 11/19	L	1/1	6	4	2	0.0	0.0	0	0	0	0	1	0	0	0
NO 11/26	W	1/1	1	1	0	0.0	0.0	0	0	0	0	1	0	0	0
at Ari 12/3	W	1/1	7	5	2	0.0	0.0	1	46	46	0	3	0	0	0
Phi 12/10	L	1/1	6	2	4	0.0	0.0	0	0	0	0	0	0	0	0
at Sea 12/17	W	1/1	5	2	3	0.0	0.0	0	0	0	0	0	1	0	0
at Ten 12/24	W	1/1	6	0	6	0.0	0.0	0	0	0	0	0	0	0	0
SF 12/31	L							Inactive							
TOTALS		11-5	12/12	61	32	29	0.0	0.0	3	104	46	1	7	1	0

2017 Postseason

At 1/6/18	L	1/1	11	10	1	0.0	0.0	0	0	0	0	0	0	0	0
Totals		0-1	1/1	11	10	1	0.0	0.0	0	0	0	0	0	0	0

2016 Los Angeles Rams

Game	W/L	P/S	T	S	A	Sk	Yds	Int	Yds	Lg	TD	PD	FF	FR	Yds
at SF 9/12	L	1/1	6	5	1	0.0	0.0	0	0	0	0	0	0	0	0
Sea 9/18	W	1/0	6	5	1	0.0	0.0	0	0	0	0	2	0	0	0
at TB 9/25	W	1/0	9	7	2	0.0	0.0	0	0	0	0	1	0	0	0
at Ari 10/2	W	1/1	6	6	0	0.0	0.0	0	0	0	0	1	0	0	0
Buf 10/9	L	1/0	3	3	0	0.0	0.0	0	0	0	0	0	0	0	0
at Det 10/16	L	1/1	10	10	0	0.0	0.0	0	0	0	0	1	0	0	0
NYG 10/23	L	1/1	3	2	1	0.0	0.0	0	0	0	0	2	1	0	0
Car 11/6	L	1/1	2	2	0	0.0	0.0	0	0	0	0	0	0	0	0
at NYJ 11/13	W	1/0	4	2	2	0.0	0.0	0	0	0	0	0	0	0	0
Mia 11/20	L	1/1	4	4	0	1.0	7.0	0	0	0	0	1	0	0	0
at NO 11/27	L	1/1	2	1	1	0.0	0.0	0	0	0	0	0	0	0	0
at NE 12/4	L	1/1	9	6	3	0.0	0.0	0	0	0	0	0	0	0	0
Atl 12/11	L	1/0	3	3	0	0.0	0.0	0	0	0	0	0	0	0	0
at Sea 12/15	L	1/1	3	0	3	0.0	0.0	0	0	0	0	0	0	0	0
SF 12/24	L							Inactive							
Ari 11/17	L							Inactive							
Totals		4-12	14/8	70	56	14	1.0	7.0	0	0	0	8	1	0	0

2015 St. Louis Rams

Game	W/L	P/S	T	S	A	Sk	Yds	Int	Yds	Lg	TD	PD	FF	FR	Yds
Sea 9/13	W	1/0	6	5	1	1.0	10.0	0	0	0	0	0	0	0	0
at Was 9/20	L	1/0	4	4	0	0.0	0.0	0	0	0	0	0	0	0	0
Pit 9/27	L	1/1	6	6	0	0.0	0.0	0	0	0	0	0	0	0	0
at Ari 10/4	W	1/0	6	5	1	1.0	1.0	0	0	0	0	0	0	0	0
at GB 10/11	L	1/1	8	8	0	0.0	0.0	0	0	0	0	0	0	1	0
Cle 10/25	W	1/1	7	6	1	0.0	0.0	0	0	0	0	2	0	0	0
SF 11/1	W	1/0	5	4	1	0.0	0.0	0	0	0	0	0	0	0	0
at Min 11/8	L	1/0	3	1	2	0.0	0.0	0	0	0	0	0	0	0	0
Chi 11/15	L	1/0	5	4	1	0.0	0.0	0	0	0	0	0	0	0	0
at Bal 11/22	L	1/0	5	5	0	0.0	0.0	0	0	0	0	0	0	0	0
at Cin 11/29	L	1/0	0	0	0	0.0	0.0	0	0	0	0	0	0	0	0
Ari 12/6	L	1/1	8	8	0	0.0	0.0	0	0	0	0	2	0	0	0
Det 12/13	W	1/0	3	2	1	0.0	0.0	0	0	0	0	1	0	0	0
TB 12/17	W	1/1	4	3	1	0.0	0.0	0	0	0	0	0	0	0	0
at Sea 12/27	W	1/1	3	2	1	0.0	0.0	0	0	0	0	1	0	0	0
at SF 1/3	L	1/0	8	7	1	0.0	0.0	0	0	0	0	0	0	0	0
Totals		7-9	16/5	81	70	11	2.0	11.0	0	0	0	6	0	1	0

2014 St. Louis Rams

Game	W/L	P/S	T	S	A	Sk	Yds	Int	Yds	Lg	TD	PD	FF	FR	Yds
Min 9/7	L	1/0	2	2	0	0.0	0.0	0	0	0	0	0	0	0	0
at TB 9/14	W							Inactive							
Dal 9/21	L	1/0	4	2	2	0.0	0.0	0	0	0	0	0	0	0	0
Phi 10/5	L	1/0	8	5	3	0.0	0.0	0	0	0	0	2	0	0	0
SF 10/13	L	1/0	2	1	1	0.0	0.0	0	0	0	0	0	0	0	0
Sea 10/19	W	1/0	9	6	3	0.0	0.0	0	0	0	0	0	0	0	0
at KC 10/26	L	1/0	11	10	1	0.0	0.0	0	0	0	0	0	0	0	0
at SF 11/2	W	1/0	7	3	4	0.0	0.0	0	0	0	0	1	0	0	0
at Ari 11/9	L	1/0	0	0	0	0.0	0.0	0	0	0	0	0	0	0	0
Den 11/16	W							Inactive							
at SD 11/23	L							Inactive							
Oak 11/30	W							Inactive							
at Was 12/7	W							Inactive							
Ari 12/11	L							Inactive							
NYG 12/21	L	1/0	1	1	0	0.0	0.0	0	0	0	0	0	0	0	0
at Sea 12/28	L	1/1	4	3	1	1.0	6.0	0	0	0	0	0	0	0	0
Totals		5-10	10/1	48	33	15	1.0	6.0	0	0	0	3	0	0	0

42 JOHN KELLY

Running Back // Tennessee // Detroit, Mich.

Ht./Wt.: 5-10/205

NFL Exp.: Rookie

GP/GS: 4/0, (Playoffs): (0/0)

Birth Date: 10/4/1996

Acquired: D6A-2018 (No. 176)

TRANSACTIONS: Selected by the Rams in the sixth round (176th overall) of the 2018 NFL Draft (4/28/18).

2018 SEASON: vs. **San Francisco (12/30):** Saw action at running back and on special teams...carried the ball 15 times for 30 yards...added one reception for 18 yards...**at Arizona (12/23):** Saw action on offense and special teams...rushed 10 times for 40 yards...added one reception for nine yards, the first of his career...**vs. Philadelphia (12/16):** Saw action on offense and special teams...recorded two carries for four yards...**at Chicago (12/9):** Made his NFL debut...saw action on special teams...**at Detroit (12/2):** Declared inactive...**vs. Kansas City (11/19):** Declared inactive...**vs. Seattle (11/11):** Declared inactive...**at New Orleans (11/4):** Declared inactive...**vs. Green Bay (10/28):** Declared inactive...**at San Francisco (10/21):** Declared inactive...**at Denver (10/14):** Declared inactive...**at Seattle (10/7):** Declared inactive...**vs. Minnesota (9/27):** Declared inactive...**vs. Chargers (9/23):** Declared inactive...**vs. Arizona (9/16):** Declared inactive...**at Oakland (9/10):** Declared inactive.

COLLEGE: Played in 33 games with 12 starts in three seasons at Tennessee...amassed 1,573 yards rushing on 327 carries (4.8

yards per attempt) at 15 touchdowns in his career...added 350 yards receiving on 43 receptions (8.1 yards per reception) in his three seasons with the Vols...played in 11 games as a junior in 2017...finished with a career-high 778 yards and nine touchdowns on 189 rushes...tallied over 100 rushing yards in two games as a junior and averaged 70.7 rushing yards per game...added 299 yards receiving on 37 receptions, averaging 8.1 yards per catch...one-of-four players in the country to lead team in rushing yards and receptions...appeared in 12 games with one start as a sophomore in 2016...led all UT running backs with 630 yards rushing on 98 carries, averaging 6.4 yards per rush...added five touchdowns on the ground...caught six passes for 51 yards...played 10 games as a true freshman in 2015...carried the ball 40 times for 166 yards and one touchdown...contributed on special teams.

PERSONAL: Prepped at Oak Park High School in Oak Park, Mich., for coach Greg Carter...son of Lateasha Orsborne and John Kelly Sr...majored in Journalism and Electronic Media at Tennessee...recipient of Michael & Christy Coffey Athletic Scholarship Endowment.

JOHN KELLY NFL STATISTICS




Year	Team	G/S	No.	RECEIVING				Att.	RUSHING			TD
				Yards	Avg.	Long	TD		Yards	Avg.	Long	
2018	Los Angeles Rams	4/0	2	27	13.5	18	0	27	74	2.7	7	0
Totals		4/0	2	27	13.5	18	0	27	74	2.7	7	0

JOHN KELLY GAME-BY-GAME



2018 Los Angeles Rams

Game	W/L	P/S	RECEIVING				RUSHING						
			No.	Yards	Avg.	Long	TD	Att.	Yards	Avg.	Long	TD	
at Oak 9/10	W	0/0											
Ari 9/16	W	0/0											
LAC 9/23	W	0/0											
Min 9/27	W	0/0											
at Sea 10/7	W	0/0											
at Den 10/14	W	0/0											
at SF 10/21	W	0/0											
GB 10/28	W	0/0											
at NO 11/4	L	0/0											
Sea 11/11	W	0/0											
KC 11/19	W	0/0											
at Det 12/2	W	0/0											
at Chi 12/9	L	1/0	0	0	0.0	0	0	0	0	0.0	0	0	0
Phi 12/16	L	1/0	0	0	0.0	0	0	2	4	2.0	5	0	0
at Ari 12/23	W	1/0	1	9	9.0	9	0	10	40	4.0	7	0	0
SF 12/30	W	1/0	1	18	18.0	18	0	15	30	2.0	7	0	0
Totals	13-3	4/0	2	27	13.5	18	0	27	74	2.7	7	0	0



59 MICAH KISER

Linebacker // Virginia // Baltimore, Md.

Ht./Wt.: 6-0/244

NFL Exp.: Rookie

GP/GS: 16/0, (Playoffs): (0/0)

Birth Date: 1/25/1995

Acquired: D5A-2018 (No. 147)

TRANSACTIONS: Selected by the Rams in the fifth round (147th overall) of the 2018 NFL Draft (4/28/18).

2018 SEASON: vs. **San Francisco (12/30):** Saw action on special teams...recorded one assisted tackle...**at Arizona (12/23):** Saw action on special teams...**vs. Philadelphia (12/16):** Saw action on special teams...**at Chicago (12/9):** Saw action on special teams...**at Detroit (12/2):** Saw action on special teams...**vs. Kansas City (11/19):** Saw action on special teams...**vs. Seattle (11/11):** Saw action on special teams...**at New Orleans (11/4):** Saw action on special teams...tallied one solo special teams tackle...**vs. Green Bay (10/28):** Saw significant action on special teams...**at San Francisco (10/21):** Saw action on special teams...recorded one special teams tackle...**at Denver (10/14):** Saw action on special teams...**at Seattle (10/7):** Saw action on special teams...**vs. Minnesota (9/27):** Saw action on special teams...**vs. Chargers (9/23):** Saw action on special teams...**vs. Arizona (9/16):** Saw significant action on special teams...recorded one special teams tackle...**at Oakland (9/10):** Made his NFL debut and saw action on special teams.

COLLEGE: Finished career ranked fifth all-time at Virginia with 411 career tackles...became just the second player in ACC history to lead the league in tackles in three straight seasons, joining Boston College's Luke Kuechly (2009-11)...[along with Quin Blanding (137) and Jordan Mack (114)] became one-of-two FBS programs (New Mexico State) and the only "Power 5" school to have a trio of players with at least 100 tackles in the same season...As a senior in 2017, named *Sporting News* All-American first-team, *Walter Camp* All-American second-team, *Football Writers Association of America* All-American second-team, *USA Today* All-American second-team, *Associated Press* All-American third-team, All-ACC first-team, *Campbell Trophy* Winner (Academic Heisman), *Butkus Award* Semifinalist, *Jason Witten Collegiate Man of the Year* Semifinalist, *Lott IMPACT Trophy* Finalist, *Bobby Bowden Award* Finalist...started all 13 of UVA's 2017 games...led the ACC in

tackles for the third year in a row...his 145 tackles rank No. 2 all-time at UVA on the single-season list...as a junior in 2016, named FWAA All-America second-team, All-ACC first-team, Coaches All-ACC first-team, CoSIDA Academic All-American second-team, ESPN.com All-ACC team, *Associated Press* All-ACC first-team, semifinalist for the *Butkus Award*, semifinalist for the *Lott IMPACT Trophy*...started all 12 of UVA's games in 2016...led the ACC and finished third in the nation with 11.2 tackles per game...his 134 tackles tied with Wali Rainer for fourth-most single-season tackles in Virginia's program history...as a sophomore in 2015, named *College Sports Madness* All-American third-team, All-ACC first-team, All-ACC Coaches second-team...started all 12 of UVA's games in 2015 as a sophomore...finished the regular season first in the ACC and 17th in the nation with 117 tackles...registered double-digit tackles in seven of UVA's 12 games...led UVA with 82 tackles on rushing plays...as a redshirt freshman in 2014, appeared in all 12 of Virginia's games...saw most of his time on special teams...finished season with 15 defensive tackles and a team-leading nine special teams tackles...made collegiate debut against No. 7 UCLA in the season opener.

PERSONAL: A linebacker and tight end at the Gilman School for Head Coach Biff Poggi...a three-year letterwinner and a three-time All-Maryland Interscholastic Athletic Association Conference honoree...two-time Maryland Consensus All-State first-team defense...two-time All-Metro first-team...was the 2012 All-Metro Defensive Player of the Year...Baltimore Sun's Defensive Co-Player of the Year...helped Gilman to a MIAA A Conference title defense...served as team captain as a senior and helped lead Gilman to a No. 19 ranking in the *USA Today* Super 25 high school team rankings...a 2011 MaxPreps Air Force Junior All-American second-team linebacker...also played lacrosse at Gilman in 2011...volunteered with Ronald McDonald House Charities and the Agape House... son of Michael and Donna Kiser...has a younger brother, Jordan.

MICAH KISER NFL STATISTICS



REGULAR SEASON

Year	Team	G/S	Tackles			Sacks	Yards	Int.	Interceptions			PD	Fumbles		
			Total	Solo	Asst.				Yards	Long	TD		FF	FR	Yards
2018	Los Angeles Rams	16/0	0	0	0	0.0	0.0	0	0	0	0	0	0	0	0
Total		16/0	0	0	0	0.0	0.0	0	0	0	0	0	0	0	0

Additional Career Statistics: Special teams tackles: Rams 2018 (4).

53 JUSTIN LAWLER

Defensive Line // SMU // Pottsboro, Texas

Ht./Wt.: 6-4/265

NFL Exp.: Rookie

GP/GS: 16/0, (Playoffs): (0/0)

Birth Date: 12/23/1994

Acquired: D7B-2018 (No. 244)

TRANSACTIONS: Selected by the Rams in the seventh round (244th overall) of the 2018 NFL Draft (4/28/18).

2018 SEASON: vs. **San Francisco (12/30):** Saw action on defense and special teams...notched two total tackles (one solo) on defense...**at Arizona (12/23):** Saw action on defense and on special teams...**vs. Philadelphia (12/16):** Saw action on special teams...registered one tackle on special teams...**at Chicago (12/9):** Saw action on special teams...**at Detroit (12/2):** Saw action on special teams...**vs. Kansas City (11/19):** Saw action on special teams...**vs. Seattle (11/11):** Saw action on special teams...**at New Orleans (11/4):** Saw action on special teams...**vs. Green Bay (10/28):** Saw action on special teams...recorded one special teams tackle...**at San Francisco (10/21):** Saw action on defense and special teams...**at Denver (10/14):** Saw action at linebacker and on special teams...notched one tackle on defense...**at Seattle (10/7):** Saw action on defense and special teams...**vs. Minnesota (9/27):** Saw action on special teams...**vs. Chargers (9/23):** Saw action on special teams...**vs. Arizona (9/16):** Saw action on defense and special teams...**at Oakland (9/10):** Made his NFL debut...saw action on defense and special teams...recorded one tackle for loss.

COLLEGE: As a senior in 2017, started all 13 games for the Mustangs...tied for the national lead with three blocked kicks...was second on the team with 74 tackles (42 solo stops)...had 15.5 TFL, 9.5 sacks and 10 quarterback hurries (all team highs)...registered 4.0 sacks against UConn, tied for most in a game at

SMU...ranked sixth nationally in sacks per game (0.73)...finished 13th among active FBS players in sacks (20.5)...moved up to a tie for second on SMU's all-time list with 20.5 career sacks...his 9.5 sacks in 2017 placed him tied for fifth in a season at SMU...finished his career in the top 15 among active leaders for assisted sacks (ninth), sack yards (11th), TFL yards (11th), total TFL (12th), total sacks (13th) and solo sacks (14th)...in 2016 as a junior, started all 12 games at defensive end...named first-team All-American Athletic Conference, becoming the first Mustang defensive lineman since 2012 to be named first-team all-conference...anchored the Mustang defense finishing fifth in the AAC in TFL (15) and tied for sixth in sacks (6.0)...ranked second on the team with 65 tackles...started all 12 games at defensive end in 2015 as a sophomore...posted a team-high 64 tackles and nine TFL...recorded 5.0 sacks, two QB hurries and a forced fumble...blocked a field goal that was returned for a touchdown...as a redshirt freshman in 2014, played in all 12 games...made 23 tackles (12 solo)...added two QBHs...appeared in some goal-line offensive sets, catching a two-point conversion at Tulsa and hauling in a three-yard touchdown reception against USF...redshirted as a true freshman in 2013.

PERSONAL: A two-time District MVP...named first-team 2A All-State selection and the All-State Defensive MVP (*Associated Press*)...earned additional letters in basketball, baseball, powerlifting and track.

JUSTIN LAWLER NFL STATISTICS



REGULAR SEASON

Year	Team	G/S	Tackles			Sacks	Yards	Int.	Interceptions			PD	Fumbles		
			Total	Solo	Asst.				Yards	Long	TD		FF	FR	Yards
2018	Los Angeles Rams	16/0	4	3	1	0.0	0.0	0	0	0	0	0	0	0	0
Totals		16/0	4	3	1	0.0	0.0	0	0	0	0	0	0	0	0

Additional Career Statistics: Special teams tackles: Rams 2018 (2).



58 CORY LITTLETON

Linebacker // Washington // Spring Valley, Calif.

Ht./Wt.: 6-3/228

NFL Exp.: 3rd (3rd Rams)

GP/GS: 48/21, (Playoffs): (1/0)

Birth Date: 11/18/1993

Acquired: UDFA-2016

TRANSACTIONS: Signed with the Los Angeles Rams as an undrafted free agent (5/6/16).

PRO: Third-year pro, has played in all 48 regular season games (21 starts) since joining the team as an undrafted free agent in 2016...tallied 169 career tackles (117 solo), 5.0 sacks, four interceptions and 16 pass deflections...registered first-career sack and first-career interception in Week 16 win over the Titans to clinch the NFC West for the first time since 2003.

2018 SEASON: vs. San Francisco (12/30): Started at linebacker and saw action on special teams...totaled four tackles (three solo) and two pass deflections on defense...notched two interceptions and returned one for his first touchdown of his career...marked his second and third interceptions of the season (fourth career)...**at Arizona (12/23):** Started at linebacker and saw action on special teams...posted a team-leading nine tackles (seven solo) on defense...added one pass deflection...**vs. Philadelphia (12/16):** Started at linebacker and saw action on special teams...played all 64 defensive snaps...compiled 10 tackles (seven solo) on defense...**at Chicago (12/9):** Started at linebacker and saw action on special teams...notched six tackles (five solo) including one for loss...reached 100 total tackles in a single season for the first time in his career...**at Detroit (12/2):** Started at linebacker and saw action on special teams...totaled four tackles (two solo) including two for loss, 1.0 sack, one quarterback hit and one pass deflection...**vs. Kansas City (11/19):** Started at linebacker and saw action on special teams...recorded eight tackles on defense (seven solo)...played all 72 defensive snaps...**vs. Seattle (11/11):** Started at linebacker and saw action on special teams...shared the team lead in tackles with nine (six solo) and one for loss and one pass deflection...played 67-of-68 defensive snaps...**at New Orleans (11/4):** Started at linebacker and saw action on special teams...played all 71 defensive snaps...shared the team lead in tackles with nine (seven solo)...**vs. Green Bay (10/28):** Started at linebacker and saw action on special teams...tallied a team-high eight tackles (seven solo), one TFL and one quarterback hit...recorded 1.0 sack for a 14-yard loss...recorded a sack in consecutive weeks for the first time in his career...**at San Francisco (10/21):** Started at linebacker and saw action on special teams...notched a team-high 10 tackles (eight solo), 2.0 sacks, three tackles for loss and two quarterback hits...blocked a punt out of the end zone for a safety...his second blocked punt of the season and the fourth of his career...marks his second consecutive season with multiple punts...**at Denver (10/14):** Started at linebacker and saw action on special teams...recorded five tackles (four solo) and two pass deflections...his third consecutive game with multiple pass deflections...played all 66 defensive snaps...**at Seattle (10/7):** Tallied eight tackles (three solo) and two pass deflections...has recorded a pass deflection in four-of-five games this season...his second consecutive game with multiple pass deflections...played all 60 defensive snaps...deflected a punt in the first quarter...**vs. Minnesota (9/27):** Notched

nine total tackles (five solo), two pass deflections and one tackle for loss...played all 74 defensive snaps...**vs. Chargers (9/23):** Recorded a team-leading 10 tackles (five solo), one pass deflection and a blocked punt, the third of his career...all three blocked punts have come since the beginning of the 2017 season...played all 52 defensive snaps...**vs. Arizona (9/16):** Started at linebacker and saw action on special teams...tallied three solo tackles on defense...**at Oakland (9/10):** Started at linebacker and saw action on special teams...recorded a team-high 13 tackles (11 solo), one interception and one pass deflection.

2017 SEASON: Played in all 16 games with four starts and played in one postseason game...recorded 31 tackles (19 solo), one sack, three passes defended, one forced fumble and one interception...**Wild Card vs. Atlanta (1/6/18):** Saw action at linebacker and on special teams...notched one special teams tackle...**vs. San Francisco (12/31):** Started at linebacker and saw action on special teams...totaled a career-high eight tackles (five solo)...**at Tennessee (12/24):** Started at linebacker for an injured LB Mark Barron and saw action on special teams...recorded a career-high seven tackles (three solo), including one for loss...also notched one pass defended, his first career interception and a sack...**at Seattle (12/17):** Saw action on defense and on special teams...collected four tackles (two solo), including one for loss...added two tackles on special teams...**vs. Philadelphia (12/10):** Started at outside linebacker...recorded four tackles (three solo) and one quarterback hit...added one tackle on special teams...**at New York Giants (11/5):** Saw action on defense and on special teams...collected two solo tackles and one pass defended...blocked a Brad Wing punt in the third quarter...his second blocked punt of the season...**vs. Arizona (10/22):** Saw action at outside linebacker and on special teams...registered his first career pass defended...tallied three special teams tackles...**at Jaguars (10/16):** Saw action at outside linebacker and on special teams...collected two tackles...blocked a punt that was returned for a touchdown...**at San Francisco (9/21):** Saw action at linebacker and on special teams and registered one solo tackle...**vs. Indianapolis (9/10):** Saw action at linebacker and forced a fumble and added solo one tackle...also tallied one special teams tackle.

2016 SEASON: Played in all 16 games on defense and special teams...finished his rookie season with 13 tackles and nine special teams tackles...recipient of the Carroll Rosenbloom Memorial Award as the club's top rookie...**vs. Arizona (1/1):** Led the team with two special teams tackles...**at New England (12/4):** Notched a career-high six tackles (five solo)...added one special teams tackle...**at New Orleans (11/27):** Registered two tackles (one solo)...added one special teams tackle...**vs. Miami (11/20):** Played on defense and special teams...recorded his first career tackle...**vs. New York Giants (10/23):** Recorded a personal-best two special teams tackles.

96 MATT LONGACRE

OLB // NW Missouri St. // Omaha, Neb.

Ht./Wt.: 6-3/265

NFL Exp.: 4th (4th Rams)

GP/GS: 38/8, (Playoffs): (0/0)

Birth Date: 9/21/1991

Acquired: UDFA-2015

TRANSACTIONS: Signed with the Rams as an undrafted free agent (5/7/15)...signed from practice squad to active roster (11/6/15).

PRO: Fourth-year pro...collected 90 career tackles (43 solo)...played in 38 games with eight starts...set career highs in sacks in 2017 with 5.5.

2018 SEASON: vs. San Francisco (12/30): Saw action on defense and special teams...totaled one solo tackle, 1.0 sack (first of season) and one quarterback hit on defense...**at Arizona (12/23):** Saw action on defense and on special teams...tallied one tackle on defense...**vs. Philadelphia (12/16):** Declared inactive...**at Chicago (12/9):** Declared inactive...**at Detroit (12/2):** Saw action on defense and on special teams...recorded one quarterback hit...**vs. Kansas City (11/19):** Declared inactive...**vs. Seattle (11/11):** Started at outside linebacker...compiled four solo tackles...**at New Orleans (11/4):** Started at outside linebacker and saw action on special teams...notched two tackles (one solo) on defense...**vs. Green Bay (10/28):** Started at outside linebacker and saw action on special teams...tallied two quarterback hits...**at San Francisco (10/21):** Started his fourth-consecutive game at outside linebacker and saw action on special teams...accounted for one quarterback hit...**at Denver (10/14):** Started at linebacker and saw action on special teams...tallied three tackles (one solo)...**at Seattle (10/7):** Started at linebacker and saw action on special teams...notched four tackles (one solo)...**vs. Minnesota (9/27):** Made second career start...saw action at linebacker and on special teams...recorded one tackle on defense...**vs. Chargers (9/23):** Saw action at linebacker and on special teams...**vs. Arizona (9/16):** Saw action at linebacker and special teams...**at Oakland (9/10):** Saw action at linebacker and on special teams...notched one tackle and one quarterback hit.

2017 SEASON: Collected 27 tackles (16 solo), 5.5 sacks, one pass defensed, one forced fumble and one fumble recovery...placed on injured/reserve (12/27/17)...**at Seattle (12/17):** Saw action at outside linebacker...recorded one tackle and combined with Michael Brockers for a sack...added one quarterback hit...**at Arizona (12/3):** Saw action at outside linebacker...registered two solo tackles, including one tackle for loss...added 1.0 sack and two quarterback hits...**vs. Houston (11/12):** Made first career start at outside linebacker...notched two tackles (one solo), two quarterback hits and one fumble recovery...**vs. Arizona (10/22):**

Saw action at outside linebacker...recorded two solo tackles...tallied first career forced fumble...registered his then team-leading fourth sack of the season...**vs. Seattle (10/8):** Saw action at defensive end...collected three tackles (two solo), including one for a loss...tallied three quarterback hits and 1.0 sack, which resulted in a five yard loss...**at San Francisco (9/21):** Saw action at defensive end...registered three tackles (two solo), including one for loss...also notched 1.0 sack and one quarterback hit...**vs. Indianapolis (9/10):** Saw action at defensive end and recorded his first career sack...added one tackle for loss, one quarterback hit and one pass defensed.

2016 SEASON: Played in a then career-high six games, recording 18 tackles...**at New England (12/4):** Registered four tackles (two solo) and one quarterback pressure...**at Detroit (10/16):** Played on defense and special teams...compiled four tackles and one quarterback hit on the day...**at Arizona (10/2):** Recorded six tackles (three solo) and three quarterback pressures in his 2016 debut.

2015 SEASON: Served as a practice squad player before being promoted to the active roster in Week 9...declared inactive for four games (12/27, 12/17, 12/13, 11/15)...finished his rookie season with 28 tackles...**at San Francisco (1/3/16):** Recorded seven tackles (two solo) and three quarterback pressures...**vs. Arizona (12/6):** Recorded two assisted tackles, one quarterback pressure and one quarterback hit...**at Cincinnati (11/29):** Tallied four tackles (two solo), one quarterback pressure and one quarterback hit...**at Baltimore (11/22):** Posted a career-high 10 tackles (five solo) and two quarterback hits...**at Minnesota (11/08):** Made his NFL debut at defensive end and recorded five tackles (four solo).


COLLEGE: Named MIAA Defensive Player of the Year, AFCA All-America and All-MIAA First Team as a senior in 2014...earned MIAA Defensive Player of the Year as a junior as well...appeared in 11 games as a senior and had 37 tackles, 10.5 tackles for loss, 7.0 sacks, 17 quarterback hurries, four pass breakups and one forced fumble...as a junior, named Don Hansen co-Defensive Player of the Year and First Team All-America and AP Little First Team All-America...Honorary captain of the 2009 Lincoln Journal Star Super-State team as a high school senior...earned first-team all-state honors by the Omaha World-Herald and the Lincoln Journal Star...helped lead the Wildcats to a state title in 2008 and a runner-up finish in 2009...also wrestled at 215 pounds.

MATT LONGACRE NFL STATISTICS



REGULAR SEASON

Year	Team	G/S	Tackles			Sacks	Yards	Int.	Interceptions			PD	Fumbles		
			Total	Solo	Asst.				Yards	Long	TD		FF	FR	Yards
2015	St. Louis Rams	5/0	28	13	15	0.0	0.0	0	0	0	0	0	0	0	0
2016	Los Angeles Rams	6/0	18	6	12	0.0	0.0	0	0	0	0	0	0	0	0
2017	Los Angeles Rams	14/1	27	16	11	5.5	25.0	0	0	0	1	1	1	0	0
2018	Los Angeles Rams	13/7	17	8	9	1.0	0.0	0	0	0	0	0	0	0	0
Total		38/8	90	43	47	6.5	25.0	0	0	0	0	1	1	1	0



14 SEAN MANNION

Quarterback // Oregon St. // Pleasanton, Calif.

Ht./Wt.: 6-6/223

NFL Exp.: 4th (4th Rams)

GP/GS: 10/1, (Playoffs): (0/0)

Birth Date: 4/25/1992

Acquired: D3B-2015 (No. 89)

TRANSACTIONS: Selected by the Rams in the third round (89th overall) of the 2015 NFL Draft (5/1/15).

PRO: Played in 10 games with one start in his first three-plus NFL seasons.

2018 SEASON: vs. San Francisco (12/30): Saw action at quarterback...completed two-of-three passes for 23 yards and an 89.6 passer rating...at Arizona (12/23): Saw action at quarterback...rushed two times for -2 yards...vs. Philadelphia (12/16): Did not play...at Chicago (12/9): Did not play...at Detroit (12/2): Did not play...vs. Kansas City (11/19): Did not play...vs. Seattle (11/11): Did not play...at New Orleans (11/4): Did not play...vs. Green Bay (10/28): Did not play...at San Francisco (10/21): Saw action at quarterback...recorded three rushing attempts for one yard...his longest rush was three yards...at Denver (10/14): Did not play...at Seattle (10/7): Did not play...vs. Minnesota (9/27): Did not play...vs. Chargers (9/23): Did not play...vs. Arizona (9/16): Did not play...at Oakland (9/10): Did not play.

2017 SEASON: Played in five games with one start...completed 22-of-37 passes for 185 yards and no interceptions...**Wild Card vs. Atlanta (1/6/18):** Did not play...vs. San Francisco (12/31): Made his first career start at quarterback...completed 20-of-34 passes for 169 yards, no interceptions for a 71.8 passer rating...at Seattle (11/17): Saw action at quarterback...completed one pass for four yards...rushed for three yards...vs. Indianapolis (9/10): Saw action in the fourth quarter and completed a 12 yard pass to TE Derek Carrier.

2016 SEASON: Played in one game, completed three passes for 19 yards...vs. Arizona (1/1): Completed three passes, including a nine-yard pass to TE Lance Kendricks.

2015 SEASON: at Cincinnati (11/29): Completed six passes for 31 yards in his NFL debut at quarterback...declared inactive for 15 games.

COLLEGE: Finished his career with 13,600 passing yards which ranks 8th in NCAA Division I history...that mark set the Pac-12 record for career passing yards...owns 18 OSU passing records... set OSU career passing touchdown record with 83; also ranks

7th in Pac-12 history...his 64.6 career completion percentage broke the school record...finished career with 43 starts, tied for 8th in OSU history...earned Pac-12 All-Conference Honorable Mention (2013, 2014)...named Pac-12 Offensive player of the Week four times in his career...earned Pac-12 All-Academic Honorable Mention (2014, 2013, 2012)...finished the 2014 season with 3,164 passing yards, the 10th-most prolific season in OSU history...won the 2014 Manning Passing Academy Air-It-Out Challenge...in 2013, tied for fourth in the nation for touchdowns passing (37), including a school record six against Colorado... second in the nation with 4,662 passing yards and passing yards per game (358.6)...set Pac-12 record with 4,662 passing yards in a season...finished tied for third in Pac-12 single season history and set OSU record with 37 touchdown passes...set OSU single season records with 400 completions and 603 pass attempts... named a Freshman All-American in 2011 by the Football Writers Association of America...set Oregon State record for attempts (66) in a single game...finished the season with 16 touchdown passes and one rushing...ended the season with 11 straight games of 200-plus yards passing, a feat matched only by Anderson (13 times in 2003) in the last decade...redshirted in 2010.

PERSONAL: Three-year starter and letterwinner in football at Foothill High School...finished high school career as the career passing leader at Foothill...Rivals four-star athlete and rated the 14th-best pro style quarterback in the nation...threw for 3,521 yards and 27 touchdowns as a senior - added three scores on the ground...set a Northern California prep record with 581 yards passing and five touchdowns in a game...led Foothill to the Northern California CIF playoffs...honorable mention All-East Bay and All-Metro as a junior...earned two letters as a pitcher for the baseball team and one letter as a center for the basketball team... born in San Jose, Calif...son of John and Inga Mannion...John is the head football coach at Silverton (Ore.) High School, accepted the position in the spring of 2010...graduated in December 2014 with a degree in liberal studies...pursuing a Master's degree in interdisciplinary studies with options in sociology, political science and history.

SEAN MANNION NFL STATISTICS



REGULAR SEASON

Passing

Year	Team	G/S	Att.	Comp.	Pct.	Yards	Yds/Att.	TD	Int.	Long	Sack-Yards	Rating
2015	St. Louis Rams	1/0	7	6	85.7	31	4.4	0	0	11	0-0	85.1
2016	Los Angeles Rams	1/0	6	3	50.0	19	3.2	0	1	9	0-0	17.4
2017	Los Angeles Rams	5/1	37	22	59.5	185	5.0	0	0	50	3-20	72.5
2018	Los Angeles Rams	3/0	3	2	66.6	23	7.7	0	0	18	0-0	89.6
Totals		10/1	53	33	62.3	258	4.9	0	1	50	3-20	66.4

POSTSEASON

Passing

Year	Team	G/S	Att.	Comp.	Pct.	Yards	Yds/Att.	TD	Int.	Long	Sack-Yards	Rating
2017	Los Angeles Rams	0/0	0	0	0.0	0	0.0	0	0	0	0-0	0.0
Totals		0/0	0	0	0.0	0	0.0	0	0	0	0-0	0.0

SEAN MANNION GAME-BY-GAME



2018 Los Angeles Rams

Game	W/L	P/S	Att.	Comp.	Pct.	Yards	Yards/Att.	TD	Int.	Long	Sack-Yards	Rtg.
at Oak 9/10	W	0/0				Did not play						
Ari 9/16	W	0/0				Did not play						
LAC 9/23	W	0/0				Did not play						
Min 9/27	W	0/0				Did not play						
at Sea 10/7	W	0/0				Did not play						
at Den10/14	W	0/0				Did not play						
at SF 10/21	W	1/0	0	0	0.0	0	0	0	0	0	0-0	0.0
GB 10/28	W	0/0				Did not play						
at NO 11/4	L	0/0				Did not play						
Sea 11/11	W	0/0				Did not play						
KC 11/19	W	0/0				Did not play						
at Det 12/2	W	0/0				Did not play						
at Chi 12/9	L	0/0				Did not play						
Phi 12/16	L	0/0				Did not play						
at Ari 12/23	W	1/0	0	0	0.0	0	0	0	0	0	0-0	0.0
SF 12/30	W	1/0	3	2	66.6	23	7.7	0	0	18	0-0	89.6
Totals	13-3	3/0	3	2	66.6	23	7.7	0	0	18	0-0	89.6

2017 Los Angeles Rams

Game	W/L	P/S	Att.	Comp.	Pct.	Yards	Yards/Att.	TD	Int.	Long	Sack-Yards	Rtg.
Ind 9/10	W	1/0	1	1	100.0	12	12.0	0	0	12	0-0	116.7
Was 9/17	L	0/0				Did not play						
at SF 9/21	W	0/0				Did not play						
at Dal 10/1	W	0/0				Did not play						
Sea 10/8	L	0/0				Did not play						
at Jax 10/15	W	0/0				Did not play						
Ari 10/22	W	1/0	0	0	0.0	0	0.0	0	0	0	0-0	0.0
at NYG 11/5	W	1/0	0	0	0.0	0	0.0	0	0	0	0-0	0.0
Hou 11/12	W	0/0				Did not play						
at Min 11/19	L	0/0				Did not play						
NO 11/26	W	0/0				Did not play						
at Ari 12/3	W	0/0				Did not play						
Phi 12/10	L	0/0				Did not play						
at Sea 12/17	W	1/0	2	1	50.0	4	2.0	0	0	4	0-0	56.3
at Ten 12/24	W	0/0				Did not play						
SF 12/31	L	1/1	34	20	58.8	169	4.97	0	0	50	3-20	71.8
Totals	11-5	5/1	37	22	59.5	185	5.00	0	0	50	3-20	72.5

2017 Postseason

ATL 1/6/18	L	0/0				Did not play						
Totals	0-1	0/0	0	0	0.0	0	0.0	0	0	0	0-0	0.0

2016 Los Angeles Rams

Game	W/L	P/S	Att.	Comp.	Pct.	Yards	Yards/Att.	TD	Int.	Long	Sack-Yards	Rtg.
at SF 9/12	L	0/0				Did not play						
Sea 9/18	W	0/0				Inactive						
at TB 9/25	W	0/0				Inactive						
at Ari 10/2	W	0/0				Inactive						
Buf 10/9	L	0/0				Inactive						
at Det 10/16	L	0/0				Inactive						
NYG 10/23	L	0/0				Inactive						
Car 11/6	L	0/0				Inactive						
at NYJ 11/13	W	0/0				Inactive						
Mia 11/20	L	0/0				Inactive						
at NO 11/27	L	0/0				Inactive						
at NE 12/4	L	0/0				Inactive						
Atl 12/11	L	0/0				Inactive						
at Sea 12/15	L	0/0				Inactive						
SF 12/24	L	0/0				Did not play						
Ari 1/1/17	L	1/0	6	3	50.0	19	3.2	0	1	9	0-0	17.4
Totals	4-12	1/0	6	3	50.0	19	3.2	0	1	9	0-0	17.4

2015 St. Louis Rams

Game	W/L	P/S	Att.	Comp.	Pct.	Yards	Yards/Att.	TD	Int.	Long	Sack-Yards	Rtg.
Sea 9/13	W					Inactive						
at Was 9/20	L					Inactive						
Pit 9/27	L					Inactive						
at Ari 10/4	W					Inactive						
at GB 10/11	L					Inactive						
Cle 10/25	W					Inactive						
SF 11/1	W					Inactive						
at Min 11/8	L					Inactive						
Chi 11/15	L					Inactive						
at Bal 11/22	L					Inactive						
at Cin 11/29	L	1/0	7	6	85.7	31	4.4	0	0	11	0-0	85.1
Ari 12/6	L					Inactive						
Det 12/13	W					Inactive						
TB 12/17	W					Inactive						
at Sea 12/27	W					Inactive						
at SF 1/3	L					Inactive						
Totals	7-9	1/0	7	6	85.7	31	4.4	0	0	11	0-0	85.1

44 JAKE McQUAIDE

Long Snapper // Ohio St. // Cincinnati, Ohio

Ht./Wt.: 6-2/235

NFL Exp.: 8th (8th Rams)

GP/GS: 128/0, (Playoffs): (1/0)

Birth Date: 12/7/1987

Acquired: UDFA-2011

TRANSACTIONS: Signed with the Rams (7/27/11)...signed a four-year contract extension in July 2013 to extend his contract into 2017...signed a contact extension in the 2018 offseason.

PRO: Eighth-year pro has played in all 128 games of his career...tallied 1,159 clean snaps through first eight seasons...has made 10 tackles on special teams...received Pro Bowl honors in 2016 and 2017.

2018 SEASON: vs. San Francisco (12/30): Saw action at long snapper...posted 11 clean snaps...at Arizona (12/23): Saw action at long snapper...tallied eight clean snaps...vs. Philadelphia (12/16): Saw action at long snapper...tallied nine clean snaps...at Chicago (12/9): Saw action at long snapper...notched six clean snaps...at Detroit (12/2): Saw action at long snapper...registered nine clean snaps...vs. Kansas City (11/19): Saw action at long snapper...compiled a season-high 13 clean snaps...vs. Seattle (11/11): Saw action at long snapper...tallied eight clean snaps...at New Orleans (11/4): Saw action at long snapper and totaled eight clean snaps...vs. Green Bay (10/28): Saw action at long snapper...logged 10 clean snaps...at San Francisco (10/21): Saw action at long snapper...tallied 11 clean snaps...at Denver (10/14): Saw action at long snapper and recorded nine clean snaps...at Seattle (10/7): Saw action at long snapper and notched seven clean snaps...vs. Minnesota (9/27): Tallied nine clean snaps...vs. Chargers (9/23): Recorded seven clean snaps...vs. Arizona (9/16): Saw action at long snapper and tallied four clean snaps...at Oakland (9/10): Saw action at long snapper and recorded 10 clean snaps...added one special teams tackle.

2017 SEASON: Recorded 151 consecutive clean snaps...had one special teams tackle...named to his second-consecutive Pro Bowl...Wild Card vs. Atlanta (1/6/18): Saw action at long snapper...recorded eight clean snaps...at Dallas (10/1): Saw action at long snapper...recorded 13 clean snaps...vs. Washington (9/17): Saw action at long snapper...tallied eight clean snaps...notched one special teams tackle...vs. Indianapolis (9/10): Saw action at long snapper and recorded 13 clean snaps.

2016 SEASON: Became the first long-snapper in franchise history to make the Pro Bowl...played in all 16 games...tallied 146 clean snaps...vs. San Francisco (12/24): Tallied 11 clean snaps...vs. Miami (11/20): Notched 11 clean snaps...at Arizona (10/2): Compiled 10 clean snaps in addition to his first special teams tackle of the season.

2015 SEASON: Played in all 16 games...posted 157 snaps on the season, tallying a season-high 13 snaps and one special teams tackle...at San Francisco (1/3/16): Recorded 11 snaps...at Seattle (12/27): Posted 10 clean snaps...vs. Tampa Bay (12/17): Recorded nine clean snaps for the third consecutive week...at Cincinnati (11/29): Recorded six snaps and one special teams tackle...at Baltimore (11/22): Posted 11 snaps...at Minnesota (11/08): Tallied 13 snaps...vs. San Francisco (11/01): Recorded 12 snaps...vs. Cleveland (10/25): Tallied 11 snaps...at Green Bay (10/11): Posted 9 clean snaps...at Arizona (10/4): Recorded 11 clean snaps...vs. Pittsburgh (9/27): Recorded six

clean snaps...at Washington (9/20): Notched 12 clean snaps...vs. Seattle (9/13): Recorded nine snaps.

2014 SEASON: Registered 145 clean snaps...vs. Arizona (12/11): Tallied 10 clean snaps...vs. Oakland (11/30): Notched a career-high 14 clean snaps...vs. Denver (11/16): Recorded 12 clean snaps.

2013 SEASON: Played in 16 games...notched 141 clean snaps...vs. San Francisco (9/26): Recorded a then career-high 13 clean snaps...vs. Jacksonville (10/6): Registered 13 clean snaps for the second consecutive week...at Indianapolis (11/10): Recorded 11 clean snaps.

2012 SEASON: Recorded 139 consecutive clean snaps...had four special teams tackles...at Buffalo (12/9): Tallied eight clean snaps...recorded one tackle on special teams...vs. San Francisco (12/2): Recorded 12 clean snaps...at Arizona (11/25): Tallied 12 clean snaps.

2011 SEASON: Recorded 150 consecutive clean snaps...notched two special teams tackles...vs. Cincinnati (12/18): Tallied 11 clean snaps...added one special teams tackle...at San Francisco (12/4): Recorded eight clean snaps...made one special teams tackle...vs. Arizona (11/27): Recorded 12 clean snaps...vs. New Orleans (10/30): Tallied 12 clean snaps...vs. Seattle (11/20): Made 11 clean snaps.

COLLEGE: Originally a walk on at Ohio State...handled long-snapping duties for three years...Special Teams Player of the Week vs. Purdue...received his bachelor's degree in December...academic all-Big Ten...John Galbreath award for academic excellence...NFF Hampshire Honor Society...EE All Star Game as a senior...won Top Ten Tenacious three times as a junior...earned a scholarship beginning in the autumn quarter of his junior year...rotated with Dimitrios Makridis and Jackson Haas on long and short snaps for the Big Ten champions during his freshman year...redshirted as a freshman.

PERSONAL: Name pronounced "Mc-KWAYD"...tight end who had 10 catches for 125 yards as a senior at Elder High in Cincinnati...had no unplayable snaps as a junior or senior...earned the Mr. ZIP award for basketball at Elder...National Honor Society...Student Council communications officer...son of Bev and Kevin McQuaide...has two sisters, Maureen and Katie...married Abby on March 17, 2012, and they have a daughter, Quinn, and a son, JJ...2008-09 Big Ten all-academic...an aeronautical and astronautical engineering major...participated in many community events, including Make-A-Wish Celebrity Server dinner, Taste of the NFL, Love Your Melon Distribution event at Mercy, 6th Annual Playground Build at Marygrove and the All-Community Team Ticket program - 4th Down Fan Club.



McQuaide's Career Snap Statistics:

Year	Teams	Snaps
2018	Los Angeles Rams	130
2017	Los Angeles Rams	151
	<i>Postseason</i>	<i>8</i>
2016	Los Angeles Rams	146
2015	St. Louis Rams	157
2014	St. Louis Rams	145
2013	St. Louis Rams	141
2012	St. Louis Rams	139
2011	St. Louis Rams	150
Totals	<i>Regular Season</i>	<i>1,159</i>
	<i>Postseason</i>	<i>8</i>

82 JOHNNY MUNDT

Tight End // Oregon // Modesto, Calif.

Ht./Wt.: 6-4/233

NFL Exp.: 2nd (2nd Rams)

GP/GS: 12/0, (Playoffs): (0/0)

Birth Date: 11/23/1994

Acquired: UDFA-2017

TRANSACTIONS: Signed a futures contract with the Rams (1/8/18)...signed to Rams practice squad (11/24/18)...released (11/21/17)...signed to active roster from practice squad (11/11/17)...signed to the Rams Practice Squad (9/5/17)...released by the Rams (9/3/17)...signed by the Rams as an undrafted free agent (5/2/17).

PRO: First-year pro has played in 12 regular season games.

2018 SEASON: vs. San Francisco (12/30): Saw action at tight end and on special teams...recorded his first career reception on a five-yard pass from QB Sean Mannion...**at Arizona (12/23):** Saw action on offense and on special teams...**vs. Philadelphia (12/16):** Saw action on special teams...**at Chicago (12/9):** Declared inactive...**at Detroit (12/2):** Declared inactive...**vs. Kansas City (11/19):** Declared inactive...**vs. Seattle (11/11):** Declared inactive...**at New Orleans (11/4):** Declared inactive...**vs. Green Bay (10/28):** Declared inactive...**at San Francisco (10/21):** Saw action at tight end and on special teams...**at Denver (10/14):** Saw action at tight end and on special teams...**at Seattle (10/7):** Saw action at tight end and on special teams...**vs. Minnesota (9/27):** Saw action at tight end and on special teams...**vs. Chargers (9/23):** Saw action at tight end and on special teams...**vs. Arizona (9/16):** Saw action on special teams...**at Oakland (9/10):** Saw action at tight end and on special teams.

2017 SEASON: Spent Weeks 1-9 on the Rams practice squad before being signed to the active roster for a Week 10 home win over Houston (11/12/17) and a Week 11 road loss to Minnesota (11/19/17)...did not record any stats.

COLLEGE: Earned Pac-12 All-Conference Honorable Mention

and Dudley Randolph Clarke Memorial Award for the team's most improved player in 2016...started the last six games of the season but saw action in eight games...ended the season with 23 receptions for 334 yards and four touchdowns...was on the John Mackey Award Watch List (Nation's Top Tight End) in 2015...earned a starting nod against Washington State while coming off the bench in each of the remaining 12 outings to contribute to a formidable tandem at the position...completed the year catching five passes for 39 yards and one touchdown in addition to improving his prowess as an effective blocker at the line of scrimmage...in 2014, started strong yet injuries derailed his momentum until the latter part of the year...stepped onto the field for 13 of 15 games...in 2013, started five of his appearances...finished the year with 16 catches for 281 yards and three scores...earned John Mackey Tight End of the Week national honors for his effort in his starting debut...recipient of program's Len Casanova Award as the team's first-year player who exemplified the ideals and inspiration of the program's former head football coach and athletics director.

PERSONAL: The two-time first-team MaxPrep Division IV all-state tight end helped the Central Catholic Raiders to the IV state championship his senior year and a 14-2 mark under Head Coach Roger Canepa... the Scout.com four-star choice and Western Athletic League MVP was listed 10th among the nation's tight end prospects by ESPN.com...caught 33 passes for 625 yards and eight touchdowns in 2012...also recorded 80 tackles and 15.5 quarterback sacks as a linebacker his final year to be named to the Cal-Hi Sports all-state first team on defense.

JOHNNY MUNDT NFL STATISTICS



Year	Team	G/S	No.	REGULAR SEASON					Att.	Rushing			TD
				Receiving		Long	TD	Yards		Avg.	Long		
2017	Los Angeles Rams	2/0	0	0	0.0			0	0	0	0	0.0	0
2018	Los Angeles Rams	10/0	1	5	5.0	5	0	0	0	0.0	0	0	
Totals		12/0	1	5	5.0	5	0	0	0	0.0	0	0	

JOHNNY MUNDT GAME-BY-GAME



2018 Los Angeles Rams

Game	W/L	P/S	Receiving					Rushing				
			No.	Yards	Avg.	Long	TD	Att.	Yards	Avg.	Long	TD
at Oak 9/10	W	1/0	0	0	0.0	0	0	0	0	0.0	0	0
Ari 9/16	W	1/0	0	0	0.0	0	0	0	0	0.0	0	0
LAC 9/23	W	1/0	0	0	0.0	0	0	0	0	0.0	0	0
Min 9/27	W	1/0	0	0	0.0	0	0	0	0	0.0	0	0
at Sea 10/7	W	1/0	0	0	0.0	0	0	0	0	0.0	0	0
at Den 10/14	W	1/0	0	0	0.0	0	0	0	0	0.0	0	0
at SF 10/21	W	1/0	0	0	0.0	0	0	0	0	0.0	0	0
GB 10/28	W	0/0	Declared inactive									
at NO 11/4	L	0/0	Declared inactive									
Sea 11/11	W	0/0	Declared inactive									
KC 11/19	W	0/0	Declared inactive									
at Det 12/2	W	0/0	Declared inactive									
at Chi 12/9	L	0/0	Declared inactive									
Phi 12/16	L	1/0	0	0	0.0	0	0	0	0	0.0	0	0
at Ari 12/23	W	1/0	0	0	0.0	0	0	0	0	0.0	0	0
SF 12/30	W	1/0	1	5	5.0	5	0	0	0	0.0	0	0
Totals	13-3	10/0	1	5	5.0	5	0	0	0	0.0	0	0



19 JOJO NATSON

Wide Receiver // Akron // Fort Lauderdale, Fla.

Ht./Wt.: 5-7/153

NFL Exp.: 2nd (1st Rams)

GP/GS: 20/0, (Playoffs): (0/0)

Birth Date: 2/1/1994

Acquired: UDFA-2018

TRANSACTIONS: Signed with the Rams as a free agent (9/13/18)...waived by the Rams (8/31/18)...signed by the Rams as a free agent (7/24/18)...joined Jets (11/11/17)...signed with the Colts as an undrafted free agent (5/4/17).

PRO: Played first game as a Ram on Sept. 16 against the Cardinals...played in 20 career games, including seven regular season games for the New York Jets as a rookie in 2017.

2018 SEASON: vs. **San Francisco (12/30):** Returned two punts for 11 yards...**at Arizona (12/23):** Returned two punts for 26 yards...**vs. Philadelphia (12/16):** Appeared in three special teams plays...**at Chicago (12/9):** Returned one kickoff for 18 yards...**at Detroit (12/2):** Returned three punts for 18 yards...**vs. Kansas City (11/19):** Appeared in three special teams plays...**vs. Seattle (11/11):** Returned two punts for 22 yards and one kickoff for 12 yards...**at New Orleans (11/4):** Appeared in two special teams plays...**vs. Green Bay (10/28):** Returned two punts for two yards and one kickoff for nine yards...**at San Francisco (10/21):** Returned two punts for 36 yards (18.0 yards/return) and one kickoff for 23 yards...**at Denver (10/14):** Returned two punts for 29 yards...**at Seattle (10/7):** Declared inactive...**vs. Minnesota (9/27):** Declared inactive...**vs. Chargers (9/23):** Returned two punts for eight yards and one kickoff for a season-high 24 yards...left the game in third quarter with a hand injury and did not return...**vs. Arizona (9/16):** Made Rams debut...returned six punts for 133 yards...tallied a 60-yard punt return, a new personal best...and an average of 22.2 yards per return...brought back one kickoff for 22 yards.

2017 SEASON: **At Chargers (12/24):** Returned seven punts

for 30 yards...tallied 16 kickoff returns for a total of 325 yards, averaging 20.3 yards per return...**at New Orleans (12/17):** Caught two passes for 18 yards...rushed the ball once for 15 yards...brought back five kick returns for 106 yards...**vs. Carolina (11/26):** Returned 16 punts for 38 yards with a long of 17 yards...had a long kick return for 32 yards.

COLLEGE: As a redshirt senior in 2016, was named team captain...earned first team All-Mid-American Conference at punt return...second team All-MAC honors...earned both team offensive MVP and Special Teams Player of the Year...started in 11-of-12 games...ranked second in the nation for punt return touchdowns with two...ranked second in the nation for punt returns average (16.3 yards)...led team in scoring with 72 points on 12 touchdowns...transferred from Utah State where he was tied for first all-time in Mountain West history with four punt return touchdowns...ranked third all-time at Utah with averaging 11.5 yards per punt return...tallied 127 career receptions putting him at 11th all-time in school history...totaled 1,031 reception yards placing him as the 32nd player in school history to exceed 1,000 career receiving yards...as a junior, started 10-of-13 games at wide receiver...totaled 51 receptions for 504 yards, which ranked second on the team...earned honorable mention All-Mountain West as a punt returner as a sophomore in 2013...totaled 59 receptions for 395 yards...played in 12 games his freshman year.

PERSONAL: Formal name is Bruce Natson, Jr....nickname is JoJo...son of Lakeltha and Bruce Natson, Sr....has a brother Branden and a sister Britney...majored in organizational supervision...earned his bachelors degree in 2016.

JOJO NATSON NFL STATISTICS



REGULAR SEASON

Year	Team	G/S	Receiving					Rushing				
			No.	Yards	Avg.	Long	TD	Att.	Yards	Avg.	Long	TD
2017	New York Jets	7/0	2	18	9.0	19	0	1	15	15.0	15	0
2018	Los Angeles Rams	13/0	0	0	0.0	0	0	0	0	0.0	0	0
Totals		20/0	2	18	9.0	19	0	1	15	15.0	15	0

Year	Team	G/S	Punt Returns					Kickoff Returns				
			No.	Yards	Avg.	Long	TD	Att.	Yards	Avg.	Long	TD
2017	New York Jets	7/0	16	38	2.4	17	0	16	325	20.3	32	0
2018	Los Angeles Rams	13/0	26	280	10.8	60	0	6	108	18.0	24	0
Totals		20/0	42	318	7.6	60	0	22	433	19.7	32	0

Regular Season Single Game Career Highs:
 Kickoff Return Yards – 106, at New Orleans (12/17/17)
 Kickoff Return Long – 32, vs. Carolina (11/26/17)
 Punt Return Yards – 133, vs. Arizona Cardinals (9/16/18)
 Punt Return Long – 60, vs. Arizona Cardinals (9/16/18)

JOJO NATSON GAME-BY-GAME



2018 Los Angeles Rams

Game	W/L	G/S	Receiving					Rushing					Returns										
			No.	Yards	Avg.	Long	TD	Att.	Yards	Avg.	Long	TD	PR	FC	Yards	Long	TD	KR	Yards	Avg.	Long	TD	
at Oak 9/10	W	0/0																					
Ari 9/16	W	1/0	0	0	0.0	0	0	0	0	0.0	0	0	6	0	133	60	0	1	22	22.0	22	0	
LAC 9/23	W	1/0	0	0	0.0	0	0	0	0	0.0	0	0	2	0	8	7	0	1	24	24.0	24	0	
Min 9/27	W	0/0																					
at Sea 10/7	W	0/0																					
at Den 10/14	W	1/0	0	0	0.0	0	0	0	0	0.0	0	0	2	0	29	26	0	0	0	0.0	0	0	
at SF 10/21	W	1/0	0	0	0.0	0	0	0	0	0.0	0	0	2	0	36	36	0	1	23	23.0	23	0	
GB 10/28	W	1/0	0	0	0.0	0	0	0	0	0.0	0	0	2	0	2	2	0	1	9	9.0	9	0	
at NO 11/04	L	1/0	0	0	0.0	0	0	0	0	0.0	0	0	0	0	0	0	0	0	0	0.0	0	0	
Sea 11/11	W	1/0	0	0	0.0	0	0	0	0	0.0	0	0	2	0	22	11	0	1	12	12.0	12	0	
KC 11/19	W	1/0	0	0	0.0	0	0	0	0	0.0	0	0	1	0	-3	-3	0	0	0	0.0	0	0	
at Det 12/2	W	1/0	0	0	0.0	0	0	0	0	0.0	0	0	3	1	18	8	0	0	0	0.0	0	0	
at Chi 12/9	L	1/0	0	0	0.0	0	0	0	0	0.0	0	0	0	2	0	0	0	1	18	18.0	18	0	
Phi 12/16	L	1/0	0	0	0.0	0	0	0	0	0.0	0	0	2	1	-2	3	0	0	0	0.0	0	0	
at Ari 12/23	W	1/0	0	0	0.0	0	0	0	0	0.0	0	0	2	1	26	26	0	0	0	0.0	0	0	
SF 12/30	W	1/0	0	0	0.0	0	0	0	0	0.0	0	0	2	0	11	16	0	0	0	0.0	0	0	
Totals	13-3	13/0	0	0	0.0	0	0	0	0	0.0	0	0	26	5	280	60	0	6	108	18.0	24	0	

2017 New York Jets

Game	W/L	G/S	Receiving					Rushing					Returns									
			No.	Yards	Avg.	Long	TD	Att.	Yards	Avg.	Long	TD	PR	FC	Yards	Long	TD	KR	Yards	Avg.	Long	TD
at TB 11/12	L	1/0	0	0	0.0	0	0	0	0	0.0	0	0	1	1	-2	-2	0	3	54	18.0	24	0
Car 11/26	L	1/0	1	-1	-1.0	-1	0	0	0	0.0	0	0	4	0	7	17	0	2	52	26.0	32	0
KC 12/3	W	1/0	0	0	0.0	0	0	0	0	0.0	0	0	0	2	0	0	0	2	42	21.0	23	0
at Den 12/10	L	1/0	0	0	0.0	0	0	0	0	0.0	0	0	1	1	-1	0	0	1	27	27.0	27	0
at NO 12/17	L	1/0	1	19	19.0	19	0	1	15	15.0	15	0	1	2	0	0	0	5	106	21.2	24	0
LAC 12/24	L	1/0	0	0	0.0	0	0	0	0	0.0	0	0	7	0	30	11	0	0	0	0.0	0	0
at NE 12/31	L	1/0	0	0	0.0	0	0	0	0	0.0	0	0	2	2	4	5	0	3	44	14.7	23	0
Totals	1-6	7/0	2	18	9.0	19	0	1	15	15.0	15	0	16	8	38	17	0	16	325	20.3	32	0



70 JOSEPH NOTEBOOM

Tackle // TCU // Plano, Texas

Ht./Wt.: 6-5/321

NFL Exp.: Rookie

GP/GS: 16/0, (Playoffs): (0/0)

Birth Date: 6/19/1995

Acquired: D3-2018 (No. 89)

TRANSACTIONS: Selected by the Rams in the third round (89th overall) of the 2018 NFL Draft (4/27/18).

2018 SEASON: vs. **San Francisco (12/30):** Appeared in 47 offensive plays and eight special teams plays...filled in at left tackle for an injured Andrew Whitworth...was a part of five offensive scoring drives...**at Arizona (12/23):** Appeared in eight offensive plays and six special teams plays...**vs. Philadelphia (12/16):** Appeared in five special teams plays...**at Chicago (12/9):** Appeared in five offensive plays and three special teams plays...**at Detroit (12/2):** Appeared in six special teams plays...**vs. Kansas City (11/19):** Appeared in nine special teams plays...**vs. Seattle (11/11):** Made an appearance for six special teams plays...**at New Orleans (11/4):** Appeared in seven special teams plays...**vs. Green Bay (10/28):** Appeared in three special teams plays...**at San Francisco (10/21):** Played in 10 offensive snaps and seven special teams plays...**at Denver (10/14):** Appeared in five offensive plays and six special teams plays...**at Seattle (10/7):** Played in six special teams plays...**vs. Minnesota (9/27):** Played in seven special teams plays...**vs. Chargers (9/23):** Appeared in three offensive plays and six special teams plays...left the game with a leg injury in the second quarter and did not return...**vs. Arizona (9/16):** Played in two plays for special teams...**at Oakland (9/10):** Made his NFL debut...appeared in nine special teams plays.

COLLEGE: Received Honorable Mention All-Big 12 as a senior in 2017...started all 14 games at left tackle in his final year at TCU...closed his career with 40 consecutive starts, representing every game over his final three seasons...became a four-time Academic All-Big 12 honoree with his first-team recognition...selected to play in the Reese's Senior Bowl and invited to the NFL Combine...started all 13 games at left tackle as a junior in 2016...named second-team Academic All-Big 12...as a sophomore in 2015, started all 13 games for the Frogs on the offensive line...received second team All-Academic Big 12 honors...part of offensive line that allowed TCU to produce a 1,000-yard rusher and 1,000-yard receiver in the same season for just the second time in program history...played in all 13 games as a redshirt freshman in 2014...named first-team Academic All-Big 12...redshirted in his first season on campus in 2013.

PERSONAL: Attended Plano High School where he was a first-team District 10-5A selection as a senior...named to the *Associated Press* Class 5A honorable mention all-state as a senior.

Noteboom's Career Games/Starts:

Year	Teams	GP/GS
2018	Los Angeles Rams	16/0
Totals		16/0

22 MARCUS PETERS

Cornerback // Washington // Oakland, Calif.

Ht./Wt.: 6-0/195

NFL Exp.: 4th (1st Rams)

GP/GS: 61/61, (Playoffs): (4/4)

Birth Date: 1/9/1993

Acquired: T(KC)-2018

TRANSACTIONS: Traded to the Rams (3/14/18)...signed by Kansas City as a first-round draft choice No. 18 overall (5/15/15).

PRO: Fourth-year cornerback has started all 61 games played...selected No. 18 overall by the Kansas City Chiefs in the 2015 NFL Draft...posted 22 interceptions in his first 61 games, the most in the NFL since entering in 2015...recorded 587 interception return yards, the most in the NFL since the start of the 2015 season...tallied 62 passes defended, forced six fumbles and recovered five fumbles...named to the Pro Bowl following the 2015 and 2016 campaigns...a first-team All-Pro selection in 2016...a second-team All-Pro selection as a rookie in 2015...named NFL Defensive Rookie of the Year in 2015.

2018 SEASON: **vs. San Francisco (12/30):** Tallied two solo tackles...had one pass defended...**at Arizona (12/23):** Recorded one solo tackle...**vs. Philadelphia (12/16):** Recorded five tackles (four solo)...had one pass defended...**at Chicago (12/9):** Had one interception and returned it for 48 yards...tallied three solo tackles and one pass defended...**at Detroit (12/2):** Tallied two solo tackles and one quarterback hit...**vs. Kansas City (11/19):** Recorded an interception in the fourth quarter...tallied one tackle and one pass defended...**vs. Seattle (11/11):** Recorded two solo tackles...**at New Orleans (11/4):** Appeared in all 71 defensive plays...recorded four solo tackles...had two passes defended...**vs. Green Bay (10/28):** Played in all 52 defensive snaps...recorded six tackles (five solo)...**at San Francisco (10/21):** Appeared in 47 defensive plays at cornerback...**at Denver (10/14):** Recorded two tackles (one solo)...**at Seattle (10/7):** Had a combined five tackles (one solo)...added one pass defended...**vs. Minnesota (9/27):** Appeared in all 74 defensive snaps...totaled six solo tackles...**vs. Chargers (9/23):** Appeared in 15 defensive plays...**vs. Arizona (9/16):** Had one tackle...**at Oakland (9/10):** Recorded one interception and returned it 50 yards for a touchdown...tallied three total tackles (one solo).

2017 SEASON: Peters started all 14 games played in his third season in the NFL...named AFC defensive player of the week for the second time in his career following another two interception performance against the Chargers in Week 15...**at New England (9/7):** Recorded two tackles (one solo)...**vs. Philadelphia (9/17):** Tallied four solo tackles...**at Los Angeles Chargers (9/24):** Recorded his first interception of the season and returned it 38 yards...added three solo tackles, including one tackle for loss...**vs. Washington (10/2):** Posted four solo tackles...**at Houston (10/8):** Posted two solo tackles...**vs. Pittsburgh (10/15):** Intercepted one pass and returned it 16 yards...posted two passes defended...finished with three solo tackles...**at Oakland (10/19):** Tallied two solo tackles...**vs. Denver (10/30):** Recorded his third interception of the season and returned it nine yards...forced one fumble...recovered one fumble and returned it 45 yards...added one pass defended...tallied two solo tackles...**at Dallas (11/5):** Registered three solo tackles...**at New York Giants (11/19):** Tallied five total tackles (two solo)...**vs. Buffalo (11/26):** Posted six solo tackles...**at New York Jets (12/3):** Recorded five total tackles...added one tackle for loss...**vs. Oakland (12/10):** Suspended by team...**vs. Los Angeles Chargers (12/16):** Earned AFC Defensive Player of the Week Honors...intercepted Chargers QB Philip Rivers twice, returning the interceptions 74 total yards, including a 62-yard long...posted three solo tackles...tallied three passes defended...

forced one fumble...**vs. Miami (12/24):** Recorded two solo tackles...added one pass defended...forced one fumble...recovered one fumble...**at Denver (12/31):** Inactive.

2016 SEASON: Earned First-Team All-Pro Honors...named



to second-consecutive Pro Bowl...**vs. San Diego (9/11):** Posted three solo tackles...added one pass defended...**at Houston (9/18):** Snared two interceptions and returned them a combined 47 yards, including a 28-yard long return...posted four passes defended...added seven tackles (two solo)...**vs. New York Jets (9/25):** Posted two interceptions for a second-straight week...added two passes defended...tallied one solo tackle...**at Pittsburgh (10/2):** Finished with four tackles (three solo)...**at Oakland (10/16):** Recorded fifth interception of the season...added two tackles (one solo)...tallied one pass defended...**vs. New Orleans (10/23):** Recovered one fumble and returned it 21 yards...totaled three tackles, all solo...**at Indianapolis (10/30):** Recorded one solo tackle...tallied two passes defended...**vs. Jacksonville (11/6):** Posted seven solo tackles...recovered one fumble...**at Carolina (11/13):** Registered six tackles (five solo)...tallied four passes defended...forced and recovered one fumble...returned the fumble 10 yards...**vs. Tampa Bay (11/20):** Inactive...**at Denver (11/27):** Posted two tackles (one solo)...**at Atlanta (12/4):** Posted one solo tackle...registered one pass defended...**vs. Oakland (12/8):** Recorded two solo stops...**vs. Tennessee (12/18):** Posted two tackles...**vs. Denver (12/25):** Made one tackle...recorded one pass defended...**at San Diego (1/1/17):** Grabbed sixth interception of the season, returned it 16 yards...recorded three tackles (two solo)...recorded two passes defended.

2015 SEASON: Named AP Defensive Rookie of the Year following the 2015 season...earned his first trip to the Pro Bowl...named to the Pro Football Writer's Association All-Rookie Team...**vs. Houston (9/13):** On his first career play from scrimmage, intercepted Texans QB Brian Hoyer...tallied three passes defended...added seven tackles (five solo)...**vs. Denver (9/17):** Intercepted Broncos QB Peyton Manning at Arrowhead Stadium for a 55-yard return for a touchdown on Thursday Night Football in the second game of his career...finished with five solo tackles...tallied four passes defended...**at Green Bay (9/28):** Posted three solo tackles...**at Cincinnati (10/4):** Tallied three tackles (two solo)...**vs. Chicago (10/11):** Recorded seven tackles...posted on tackle for a loss resulting in a one-yard loss...**at Minnesota (10/18):** Posted six solo tackles...snared one interception...added two passes defended...**vs. Pittsburgh (10/25):** Recorded four solo stops...**vs. Detroit (11/1):** Posted three solo tackles...added one pass defended...**at Denver (11/15):** Intercepted one pass and returned it 28 yards...added two tackles...posted two passes defended...**at San Diego (11/22):** Recorded two tackles (one solo)...tallied one pass defended...**vs. Buffalo (11/29):** Recorded two passes defended...posted two solo tackles...**at Oakland (12/6):** Recorded six solo tackles...intercepted one pass and returned it 58 yards...added two passes defended...forced one fumble...**vs. San Diego (12/13):** Totaled five tackles (three solo)...recorded one pass defended...

at Baltimore (12/20): Intercepted two passes and returned them a combined 93 yards, including a 90-yard long return...finished with four passes defensed...added three tackles (two solo)...**vs. Cleveland (12/27):** Intercepted his eighth career pass, returned it 46 yards...added two passes defensed...made one solo tackle...**vs. Oakland (1/3/16):** Added one tackle for loss...tallied one pass defensed.

COLLEGE: Played in 34 games (27 starts) at Washington...recorded 129 tackles (95 solo), 9.5 tackles for loss, 1.0 sacks (-7 yards), 11 interceptions returned for 72 yards, including one touchdown, 35 passes defensed, three fumble recoveries, one forced fumble and one quarterback pressure...named to NFL.com's

Midseason All-American team in 2014...redshirted his freshman season in 2011.

PERSONAL: Attended McClymonds High School in Oakland, Calif....named the MVP of the Oakland Athletic League as a senior in 2010...led McClymonds to a 12-0 season as a senior, the first ever perfect season in school history...tallied seven interceptions as a senior and also scored six touchdowns on kick or punt returns...named first-team all-state by rivals.com (SectionSports.com) and ESPN.com (CalHiSports.com)...awarded No. 30 cornerback in the nation and No. 43 prospect (all positions) in California by rivals.com.

MARCUS PETERS NFL STATISTICS



REGULAR SEASON

Year	Team	G/S	Tackles			Asst.	Sacks	Yards	Interceptions			TD	PD	Fumbles		
			Total	Solo					Int.	Yards	Long			FF	FR	Yards
2015	Kansas City Chiefs	16/16	60	53	7	0.0	0.0	8	280	90t	2	26	1	0	0	
2016	Kansas City Chiefs	15/15	45	35	10	0.0	0.0	6	63	28	0	20	1	3	31	
2017	Kansas City Chiefs	14/14	46	42	4	0.0	0.0	5	137	62	0	9	4	2	45	
2018	Los Angeles Rams	16/16	43	33	10	0.0	0.0	3	107	50t	1	8	0	0	0	
Totals		61/61	194	163	31	0.0	0.0	22	587	90t	3	63	6	5	76	

POSTSEASON

Year	Team	G/S	Tackles			Asst.	Sacks	Yards	Interceptions			TD	PD	Fumbles		
			Total	Solo					Int.	Yards	Long			FF	FR	Yards
2015	Kansas City Chiefs	2/2	9	6	3	0.0	0.0	1	2	2	0	3	0	0	0	
2016	Kansas City Chiefs	1/1	6	4	2	0.0	0.0	0	0	0	0	1	0	0	0	
2017	Kansas City Chiefs	1/1	4	4	0	0.0	0.0	1	28	28	0	1	0	0	0	
Totals		4/4	19	14	5	0.0	0.0	2	30	28	0	5	0	0	0	

Regular Season Single Game Career Highs:

Total Tackles – 7, four times, last vs. Jacksonville (11/6/16)
 Interceptions – 2, four times, last at New York Jets (12/3/17)
 Interception Return Yards – 93, at Baltimore (12/20/15)
 Passes Defensed – 4, three times, last vs. Miami (12/24/17)

Postseason Single Game Career Highs:

Total Tackles – 6, vs. Pittsburgh (1/15/17, AFC Divisional Round)
 Interceptions – 1, twice, last vs. Tennessee (1/6/18, AFC Wild Card)
 Interception Return Yards – 22, vs. Tennessee (1/6/18, AFC Wild Card)
 Passes Defensed – 2, at New England (1/16/16, AFC Divisional Round)

MARCUS PETERS GAME-BY-GAME



2018 Los Angeles Rams

Game	W/L	P/S	T	S	A	Sk	Yds	Int	Yds	Lg	TD	PD	FF	FR	Yds
at Oak 9/10	W	1/1	3	1	2	0.0	0.0	1	50t	50t	1	1	0	0	0
Ari 9/16	W	1/1	1	0	1	0.0	0.0	0	0	0	0	0	0	0	0
LAC 9/23	W	1/1	0	0	0	0.0	0.0	0	0	0	0	0	0	0	0
Min 9/27	W	1/1	6	6	0	0.0	0.0	0	0	0	0	0	0	0	0
at Sea 10/7	W	1/1	5	1	4	0.0	0.0	0	0	0	0	1	0	0	0
at Den10/14	W	1/1	2	1	1	0.0	0.0	0	0	0	0	0	0	0	0
at SF 10/21	W	1/1	0	0	0	0.0	0.0	0	0	0	0	0	0	0	0
GB 10/28	W	1/1	6	5	1	0.0	0.0	0	0	0	0	0	0	0	0
at NO 11/4	L	1/1	4	4	0	0.0	0.0	0	0	0	0	2	0	0	0
Sea 11/11	W	1/1	2	2	0	0.0	0.0	0	0	0	0	0	0	0	0
KC 11/19	W	1/1	1	1	0	0.0	0.0	1	9	9	0	1	0	0	0
at Det 12/2	W	1/1	2	2	0	0.0	0.0	0	0	0	0	0	0	0	0
at Chi 12/9	L	1/1	3	3	0	0.0	0.0	1	48	48	0	1	0	0	0
Phi 12/16	L	1/1	5	4	1	0.0	0.0	0	0	0	0	1	0	0	0
at Ari 12/23	W	1/1	1	1	0	0.0	0.0	0	0	0	0	0	0	0	0
SF 12/30	W	1/1	2	2	0	0.0	0.0	0	0	0	0	1	0	0	0
Totals		13-3	16/16	43	33	10	0.0	0.0	3	107	50t	1	8	0	0

2016 Kansas City Chiefs

Game	W/L	P/S	T	S	A	Sk	Yds	Int	Yds	Lg	TD	PD	FF	FR	Yds
vs. SD 9/11	W	1/1	3	3	0	0.0	0.0	0	0	0	0	1	0	0	0
at Hou 9/18	L	1/1	7	2	5	0.0	0.0	2	47	28	0	4	0	0	0
vs. NYJ 9/25	W	1/1	1	1	0	0.0	0.0	2	0	0	0	2	0	0	0
at Pit 10/2	L	1/1	4	3	1	0.0	0.0	0	0	0	0	1	0	0	0
at Oak 10/16	W	1/1	2	1	1	0.0	0.0	1	0	0	0	1	0	0	0
vs. NO 10/23	W	1/1	3	3	0	0.0	0.0	0	0	0	0	0	0	1	21
at Ind 10/30	W	1/1	1	1	0	0.0	0.0	0	0	0	0	2	0	0	0
vs. Jax 11/6	W	1/1	7	7	0	0.0	0.0	0	0	0	0	0	0	1	0
at Car 11/13	W	1/1	6	5	1	0.0	0.0	0	0	0	0	4	1	1	10
vs. Ten 11/20	L	0/0													
at Den 11/27	W	1/1	2	1	1	0.0	0.0	0	0	0	0	0	0	0	0
at Atl 12/4	W	1/1	1	1	0	0.0	0.0	0	0	0	0	1	0	0	0
vs. Oak 12/8	W	1/1	2	2	0	0.0	0.0	0	0	0	0	1	0	0	0
vs. Ten 12/18	L	1/1	2	2		0.0	0.0	0	0	0	0	0	0	0	0
vs. Den 12/25	W	1/1	1	1	0	0.0	0.0	0	0	0	0	1	0	0	0
at SD 1/1/17	W	1/1	3	2	1	0.0	0.0	1	16	16	0	2	0	0	0
TOTALS		12-415/15	45	35	10	0.0	0.0	6	63	28	0	20	1	3	31

2016 Postseason

Game	W/L	P/S	T	S	A	Sk	Yds	Int	Yds	Lg	TD	PD	FF	FR	Yds
vs. Pit 1/15/17 †	L	1/1	6	4	2	0.0	0.0	0	0	0	0	1	0	0	0
Totals		0-1	1/1	6	4	2	0.0	0.0	0	0	0	1	0	0	0

† Denotes AFC Divisional Playoff

2017 Kansas City Chiefs

Game	W/L	P/S	T	S	A	Sk	Yds	Int	Yds	Lg	TD	PD	FF	FR	Yds
at NE 9/7	W	1/1	2	1	1	0.0	0.0	0	0	0	0	0	0	0	0
vs. Phi 9/17	W	1/1	4	4	0	0.0	0.0	0	0	0	0	0	0	0	0
at SD 9/24	W	1/1	3	3	0	0.0	0.0	1	38	38	0	2	0	0	0
vs. Was 10/2	W	1/1	4	4	0	0.0	0.0	0	0	0	0	0	0	1	0
at Hou 10/8	W	1/1	2	2	0	0.0	0.0	0	0	0	0	0	0	0	0
vs. Pit 10/15	L	1/1	3	3	0	0.0	0.0	1	16	16	0	2	0	0	0
at Oak 10/19	L	1/1	2	2	0	0.0	0.0	0	0	0	0	0	0	0	0
vs. Den 10/30	W	1/1	2	2	0	0.0	0.0	1	9	9	0	1	1	1	45
at Dal 11/5	L	1/1	3	3	0	0.0	0.0	0	0	0	0	0	0	0	0
at NYG 11/19	L	1/1	5	2	3	0.0	0.0	0	0	0	0	0	0	0	0
vs. Buf 11/26	L	1/1	6	6	0	0.0	0.0	0	0	0	0	0	0	0	0
at NYJ 12/3	L	1/1	5	5	0	0.0	0.0	0	0	0	0	0	0	0	0
vs. Oak 12/10	W	0/0													
vs. SD 12/16	W	1/1	3	3	0	0.0	0.0	2	74	62	0	3	1	0	0
vs. Mia 12/24	W	1/1	2	2	0	0.0	0.0	0	0	0	0	1	1	1	0
at Den 12/31	W	0/0													
Totals		10-6	14/14	46	42	4	0.0	0.0	5	137	62	0	9	4	2

2017 Postseason

Game	W/L	P/S	T	S	A	Sk	Yds	Int	Yds	Lg	TD	PD	FF	FR	Yds
vs. Ten 1/16/18†	L	1/1	4	4	0	0.0	0.0	1	28	28	0	1	0	0	0
Totals		0-1	1/1	4	4	0	0.0	0.0	1	28	28	0	1	0	0

† Denotes AFC Wild Card Playoff

2015 Kansas City Chiefs

Game	W/L	P/S	T	S	A	Sk	Yds	Int	Yds	Lg	TD	PD	FF	FR	Yds
at Hou 9/13	W	1/1	7	5	2	0.0	0.0	1	0	0	0	3	0	0	0
vs. Den 9/17	L	1/1	5	5	0	0.0	0.0	1	55	55	1	4	0	0	0
at GB 9/28	L	1/1	3	3	0	0.0	0.0	0	0	0	0	0	0	0	0
at Cin 10/4	L	1/1	3	2	1	0.0	0.0	0	0	0	0	0	0	0	0
vs. Chi 10/11	L	1/1	7	7	0	0.0	0.0	0	0	0	0	1	0	0	0
at Min 10/18	L	1/1	6	6	0	0.0	0.0	1	0	0	0	2	0	0	0
vs. Pit 10/25	W	1/1	4	4	0	0.0	0.0	0	0	0	0	0	0	0	0
vs. Det 11/1	W	1/1	3	3	0	0.0	0.0	0	0	0	0	0	0	1	0
at Den 11/15	W	1/1	2	2	0	0.0	0.0	1	28	28	0	2	0	0	0
at SD 11/22	W	1/1	2	1	1	0.0	0.0	0	0	0	0	1	0	0	0
vs. Buf 11/29	W	1/1	2	2	0	0.0	0.0	0	0	0	0	2	0	0	0
at Oak 12/6	W	1/1	6	6	0	0.0	0.0	1	58	58	0	2	1	0	0
vs. SD 12/13	W	1/1	5	3	2	0.0	0.0	0	0	0	0	1	0	0	0
at Bal 12/20	W	1/1	3	2	1	0.0	0.0	2	93	90	1	4	0	0	0
vs. Cle 12/27	W	1/1	1	1	0	0.0	0.0	1	46	46	0	2	0	0	0
vs. Oak 1/3/16	W	1/1	1	1	0	0.0	0.0	0	0	0	0	1	0	0	0
Totals		11-5	16/16	60	53	7	0.0	0.0	8	280	90t	2	26	1	0

2015 Postseason

Game	W/L	P/S	T	S	A	Sk	Yds	Int	Yds	Lg	TD	PD	FF	FR	Yds
at Hou 1/9/16 †	W	1/1	4	2	2	0.0	0.0	1	2	2	0	1	0	0	0
at NE 1/16/16*	L	1/1	5	4	1	0.0	0.0	0	0	0	0	2	0	0	0
Totals		1-1	2/2	9	6	3	0.0	0.0	1	2	2	0	3	0	0

† Denotes AFC Wild Card Playoff; *AFC Divisional Playoff

PETERS' INTERCEPTIONS BY QUARTERBACK

Quarterback	INTs</
-------------	--------

83 JOSH REYNOLDS

Wide Receiver // Texas A&M // San Antonio, Texas

Ht./Wt.: 6-3/196

NFL Exp.: 2nd (2nd Rams)

GP/GS: 32/9, (Playoffs): (1/0)

Birth Date: 2/16/1995

Acquired: D4A-2017 (No. 117)

TRANSACTIONS: Selected by the Rams in the fourth round (117th overall) of the 2017 NFL Draft (4/30/17).

PRO: Second-year pro, has played in all 32 regular season games (nine starts) and one postseason contest since being drafted by the Rams in 2017...tallied 40 career receptions for 506 yards and six touchdowns.

2018 SEASON: vs. San Francisco (12/30): Caught four passes for 55 yards and two touchdowns...marked his second multi-touchdown game of the season...**at Arizona (12/23):** Caught two passes for 44 yards with a long of 26 yards...**vs. Philadelphia (12/16):** Caught five passes for 70 yards...had a career-long catch for 33 yards...recorded one offensive tackle...**at Chicago (12/9):** Caught three passes for 36 yards...had one offensive tackle...**at Detroit (12/2):** Caught two receptions for 19 yards with a long of 14 yards...**vs. Kansas City (11/19):** Caught a career-high six passes for 80 yards and one touchdown...**vs. Seattle (11/11):** Appeared in 10 offensive plays and seven special teams plays...recovered an onside kick...**at New Orleans (11/4):** Appeared in two offensive plays and nine special teams plays...**vs. Green Bay (10/28):** Caught three passes for 42 yards and a career-high two touchdowns...**at San Francisco (10/21):** Started at wide receiver...caught one pass for 19 yards...**at Denver (10/14):** Appeared in 46 offensive plays...**at Seattle (10/7):** Caught two passes for 39 yards with a long of 22...gained one rush for 10 yards...added one special teams tackle...**vs. Minnesota (9/27):** Appeared in 18 special teams plays...**vs. Chargers (9/23):** Played in four offensive snaps and 15 special teams plays...**vs. Arizona (9/16):** Played in two offensive plays and 15 special teams plays...**at Oakland (9/10):** Saw action at wide receiver and special teams.

2017 SEASON: Finished the regular season with 11 receptions for 104 yards and one touchdown...**vs. Washington (9/17):** Recorded first-career reception for 28 yards on a fake punt from

P Johnny Hekker...**vs. New Orleans (11/26):** Made his first career start at wide receiver...tallied four catches for 37 yards...scored his first-career touchdown on a seven-yard strike from QB Jared Goff...**Wild Card vs. Atlanta (1/6/18):** Saw action at wide receiver and on special teams...made one special teams tackle.

COLLEGE: Led the SEC with 30 career receiving touchdowns, which ranks second in school history...also led the SEC in receiving yards (2,788)...caught a touchdown in the final eight games of his career...is the only player in Texas A&M and SEC history with multiple 90-yard plus receptions in his career...made at least two catches in every game...finished 2016 season with 61 receptions for 885 yards and 12 touchdowns...as a junior in 2015, averaged a team-best 17.8 yards on 51 catches for 907 yards while seeing action in 12 of 13 games...reeled in five touchdowns...had three 100-yard games...posted a career high 11 receptions for 177 yards against Louisville in the bowl game...in 2014, had a spectacular first season at Texas A&M with a team-best 842 receiving yards and 13 receiving touchdowns on 52 catches...broke the school record for receiving touchdowns previously held by Jeff Fuller (2010) and Mike Evans (2013)...his 13 receiving scores ranked No. 2 in the SEC and tied for No. 5 nationally ...was the only receiver to catch at least one pass in all 13 games...reeled in at least one touch catch in nine games...in 2013, attended Tyler Junior College in Tyler, Texas...earned second-team all-conference honors at TJC after making 44 catches for 782 yards and 12 touchdowns.

PERSONAL: Attended John Jay High School in San Antonio, Texas...named to the San Antonio Express-News' Class 5A "Super Team" as a senior... also earned all-District 27-5A honors after making 44 catches for 667 yards and eight touchdowns and 48 tackles and three pickoffs on defense...son of Michele Reynolds...recreation, park and tourism sciences major.

JOSH REYNOLDS NFL STATISTICS



REGULAR SEASON

Year	Team	G/S	No.	Receiving				Att.	Rushing			
				Yards	Avg.	Long	TD		Yards	Avg.	Long	TD
2017	Los Angeles Rams	16/1	11	104	9.5	28	1	0	0	0.0	0	0
2018	Los Angeles Rams	16/8	29	402	13.9	33	5	2	8	4.0	10	0
Totals		32/9	40	506	12.7	33	6	2	8	4.0	10	0

POSTSEASON

Year	Team	G/S	No.	Receiving				Att.	Rushing			
				Yards	Avg.	Long	TD		Yards	Avg.	Long	TD
2017	Los Angeles Rams	1/0	0	0	0.0	0	0	0	0	0.0	0	0
Totals		1/0	0	0	0.0	0	0	0	0	0.0	0	0

Additional Career Statistics: Special Teams Tackle: 2018: (1), 2017: (2), Postseason: (1).

JOSH REYNOLDS GAME-BY-GAME



2018 Los Angeles Rams

Game	W/L	P/S	Receiving				Rushing					
			No.	Yards	Avg.	Long	TD	Att.	Yards	Avg.	Long	TD
at Oak 9/10	W	1/0	0	0	0.0	0	0	0	0.0	0	0	
Ari 9/16	W	1/0	0	0	0.0	0	0	0	0.0	0	0	
LAC 9/23	W	1/0	0	0	0.0	0	0	0	0.0	0	0	
Min 9/27	W	1/0	0	0	0.0	0	0	0	0.0	0	0	
at Sea 10/7	W	1/0	2	39	19.5	22	0	1	10	10.0	10	0
at Den 10/14	W	1/0	1	-2	-2.0	-2	0	0	0	0.0	0	0
at SF 10/21	W	1/1	1	19	19.0	19	0	0	0	0.0	0	0
GB 10/28	W	1/1	3	42	14.0	22	2	1	-2	-2.0	-2	0
at NO 11/4	L	1/0	0	0	0.0	0	0	0	0.0	0	0	0
Sea 11/11	W	1/0	0	0	0.0	0	0	0	0.0	0	0	0
KC 11/19	W	1/1	6	80	13.3	27	1	0	0	0.0	0	0
at Det 12/2	W	1/1	2	19	9.5	14	0	0	0	0.0	0	0
at Chi 12/9	L	1/1	3	36	12.0	16	0	0	0	0.0	0	0
Phi 12/16	L	1/1	5	70	12.0	33	0	0	0	0.0	0	0
at Ari 12/23	W	1/1	2	44	22.0	26	0	0	0	0.0	0	0
SF 12/30	W	1/1	4	55	13.8	29	2	0	0	0.0	0	0
Totals	13-3	16/8	29	402	13.9	33	552	8	4.0	10	0	0

2017 Los Angeles Rams

Game	W/L	P/S	Receiving				Rushing					
			No.	Yards	Avg.	Long	TD	Att.	Yards	Avg.	Long	TD
Ind 9/10	W	1/0	0	0	0.0	0	0	0	0.0	0	0	0
Was 9/17	L	1/0	1	28	28.0	28	0	0	0	0.0	0	0
at SF 9/21	W	1/0	0	0	0.0	0	0	0	0	0.0	0	0
at DAL 10/1	W	1/0	0	0	0.0	0	0	0	0	0.0	0	0
Sea 10/8	L	1/0	0	0	0.0	0	0	0	0	0.0	0	0
at Jax 10/15	W	1/0	0	0	0.0	0	0	0	0	0.0	0	0
Ari 10/22	W	1/0	0	0	0.0	0	0	0	0	0.0	0	0
at NYG 11/5	W	1/0	0	0	0.0	0	0	0	0	0.0	0	0
Hou 11/12	W	1/0	0	0	0.0	0	0	0	0	0.0	0	0
at Min 11/19	L	1/0	0	0	0.0	0	0	0	0	0.0	0	0
NO 11/26	W	1/1	4	37	9.3	14	1	0	0	0.0	0	0
at Ari 12/3	W	1/0	2	6	3.0	3	0	0	0	0.0	0	0
Phi 12/10	L	1/0	2	17	8.5	15	0	0	0	0.0	0	0
at Sea 12/17	W	1/0	0	0	0.0	0	0	0	0	0.0	0	0
at Ten 12/24	W	1/0	0	0	0.0	0	0	0	0	0.0	0	0
SF 12/31	L	1/0	2	16	8.0	11	0	0	0	0.0	0	0
Totals	11-5	16/1	11	104	9.5	28	1	0	0	0.0	0	0

2017 Postseason

At 1/6/18	L	P/S	0	0	0.0	0	0	0	0	0.0	0	0
Totals	0/1	1/0	0	0	0.0	0	0	0	0	0.0	0	0

23 NICKELL ROBEY-COLEMAN

Cornerback // USC // Frostproof, Fla.

Ht./Wt.: 5-8/180

NFL Exp.: 6th (2nd Rams)

GP/GS: 95/20, (Playoffs): (1/0)

Birth Date: 1/17/1992

Acquired: FA-2017

TRANSACTIONS: Signed by the Rams as a free agent (4/7/17)... released by the Bills...signed by Buffalo (8/9/15)...originally entered the NFL as an undrafted free agent signed by the Buffalo Bills (4/29/13).

PRO: Sixth-year cornerback enters his second season with the Rams after originally joining the team as a free agent prior to the 2017 season...played in 95 career games with 20 starts in his career...tallied five career interceptions and two returned for touchdowns.

2018 SEASON: **vs. San Francisco (12/30):** Recorded one defensive tackle and one special teams tackle...**at Arizona (12/23):** Recorded one solo tackle...**vs. Philadelphia (12/16):** Had first start of 2018...tallied three tackles (two solo)...**at Chicago (12/9):** Recorded one interception...had three tackles (two solo)... tallied two passes defended...**at Detroit (12/2):** Totaled three tackles (two solo)...**vs. Kansas City (11/19):** Had one solo tackle on defense and one special teams tackle...**vs. Seattle (11/11):** Recorded one solo tackle...**at New Orleans (11/4):** Recorded one solo tackle...**vs. Green Bay (10/28):** Recorded three solo tackles, 1.0 for loss...**at San Francisco (10/21):** Recorded two tackles (one solo)...added one pass defended...**at Denver (10/14):** Had one pass defended...**at Seattle (10/7):** Had four total tackles (one solo), including one tackle for loss...**vs. Minnesota (9/27):** Totaled three solo tackles...had one tackle for loss...**vs. Chargers (9/23):** Totaled three tackles (two solo)...**vs. Arizona (9/16):** Recorded four total tackles (three solo)...**at Oakland (9/10):** Saw action at cornerback...finished with two assisted tackles.

2017 SEASON: Finished the regular season with 50 total tackles (36 solo), including two for loss...recorded nine passes defended, two interceptions, one forced fumble and one fumble recovery...**vs. Washington (9/17):** Tallied five tackles (three solo) and one forced fumble...**at San Francisco (9/21):** Intercepted one pass with a return of 25 yards...also collected four tackles (three solo), one fumble recovery and recorded two passes defended...**at Jacksonville (10/15):** Finished with two tackles (one solo)... intercepted one pass for a 31-yard return...recorded one pass defended...**vs. Philadelphia (12/10):** Tied a career-high with seven solo tackles and three passes defended...**Wild Card vs. Atlanta (1/6/18):** Saw action at cornerback...registered three tackles and one pass defended.

2016 SEASON: Played in 16 games for the fourth-straight

season...finished the season with 35 tackles (32 solo), one forced fumble and one fumble recovery as well as two interceptions with one returned for a touchdown...**at Los Angeles (10/9):** Recorded two interceptions, returning one for a 41-yard touchdown.

2015 SEASON: Played in all 16 games...recorded 44 tackles (38 solo)...**vs. Indianapolis (1/3/16):** Recorded six tackles (four solo)...added one sack and one pass defended...**vs. New England (9/20):** Notched six tackles (six solo)...**vs. Houston (12/6):** Tallied five tackles (five solo) and three passes defended.

2014 SEASON: Started 6-of-16 games played...recorded a career-high 45 total tackles...**at New York Jets (10/26):** Led the Bills defense with a career-high seven tackles (five solo)...**vs. New York Jets (11/23):** Tallied three tackles (three solo), one sack and one pass defended.

2013 SEASON: Played in all 16 games as a rookie, started two...made 39 tackles (30 solo) and three sacks...**at Miami (10/20):** Picked off Dolphins QB Ryan Tannehill, for his first career interception, returning it 19 yards for a touchdown...**at Jacksonville (12/15):** Made his first career start at cornerback...notched a career-high six tackles...took down Jaguars QB Chad Henne for his first career sack...added a forced fumble and fumble recovery.

COLLEGE: A three-year starter for the Trojans at USC... finished his career with 163 tackles, seven interceptions and two touchdowns...as a junior, started all 13 games, tallied 52 tackles (36 solo) and one interception in addition to blocking a kick...started 12 games for the 10-win Trojans as a sophomore... recorded 5.5 tackles for loss, two sacks and two interceptions, including one returned for a touchdown...also returned 12 punts for 132 yards...named to the All-Pac 12 first team...recipient of USC's 2011 John McKay Award, given to the underclassman with the most competitive spirit...started all 13 games at cornerback as a freshman, notching 48 tackles, a team-high four interceptions and one returned for a touchdown as well as a forced fumble... an All-Pac 12 honorable mention selection as a freshman...also participated in track at USC.

PERSONAL: Played defensive back and running back at Frostproof (Fla.) High School...scored 15 touchdowns on offense and defense as a senior...rushed for 1,600 yards as a junior... as a sophomore, rushed for 1,500 yards and tallied seven interceptions...also lettered in baseball and track.

NICKELL ROBEY-COLEMAN NFL STATISTICS



REGULAR SEASON

Year	Team	Tackles				Interceptions						Fumbles			
		G/S	Total	Solo	Asst.	Sacks	Yards	Int.	Yards	Long	TD	PD	FF	FR	Yards
2013	Buffalo Bills	16/2	39	30	9	3.0	23.0	1	19t	19t	1	10	1	1	0
2014	Buffalo Bills	16/7	45	36	9	1.0	2.0	0	0	0	0	7	0	2	2
2015	Buffalo Bills	16/3	44	38	6	1.0	0.0	0	0	0	0	4	0	0	0
2016	Buffalo Bills	16/3	29	26	3	0.0	0.0	2	44	41t	1	7	0	1	36t
2017	Los Angeles Rams	15/4	50	36	14	0.0	0.0	2	56	31	0	9	1	1	0
2018	Los Angeles Rams	16/1	35	24	11	0.0	0.0	1	0	0	0	4	0	0	0
Totals		95/20	242	190	52	5.0	25.0	6	119	41t	2	43	2	5	38

POSTSEASON

Year	Team	Tackles				Interceptions						Fumbles			
		G/S	Total	Solo	Asst.	Sacks	Yards	Int.	Yards	Long	TD	PD	FF	FR	Yards
2017	Los Angeles Rams	1/0	3	0	3	0.0	0.0	0	0	0	0	0	0	0	0
Totals		1/0	3	0	3	0.0	0.0	0	0	0	0	0	0	0	0

Additional Career Statistics: Special teams tackles: Rams: 2018 (2), 2017 (4), Bills: 2016 (4), 2015 (2), 2014 (3), TOTAL: (10)... Scored a touchdown on a 36-yard fumble recovery against the New York Jets in Week Two of the 2016 season...Also forced a fumble on special teams.

Regular Season Single Game Highs:

Total Tackles – 7, two times, last vs. Philadelphia (12/10/17)
 Interceptions – 2, at Los Angeles (10/9/16)
 Pass Defensed – 3, 3x, last vs. Philadelphia (12/10/17)

Postseason Single Game Highs:

Total Tackles – 3, vs. Atlanta (1/6/18, NFC Wild Card)

NICKELL ROBEY-COLEMAN GAME-BY-GAME



2018 Los Angeles Rams

Game	W/L	P/S	T	S	A	Sk	Yds	Int	Yds	Lg	TD	PD	FF	FR	Yds
at Oak 9/10	W	1/0	2	0	2	0.0	0.0	0	0	0	0	0	0	0	0
Ari 9/16	W	1/0	4	3	1	0.0	0.0	0	0	0	0	0	0	0	0
LAC 9/23	W	1/0	3	2	1	0.0	0.0	0	0	0	0	0	0	0	0
Min 9/27	W	1/0	3	3	0	0.0	0.0	0	0	0	0	0	0	0	0
at Sea 10/7	W	1/0	4	1	3	0.0	0.0	0	0	0	0	0	0	0	0
at Den10/14	W	1/0	0	0	0	0.0	0.0	0	0	0	0	1	0	0	0
at SF 10/21	W	1/0	2	1	1	0.0	0.0	0	0	0	0	1	0	0	0
GB 10/28	W	1/0	3	3	0	0.0	0.0	0	0	0	0	0	0	0	0
at NO 11/4	L	1/0	1	1	0	0.0	0.0	0	0	0	0	0	0	0	0
Sea 11/11	W	1/0	1	1	0	0.0	0.0	0	0	0	0	0	0	0	0
KC 11/19	W	1/0	1	1	0	0.0	0.0	0	0	0	0	0	0	0	0
at Det 12/2	W	1/0	3	2	1	0.0	0.0	0	0	0	0	0	0	0	0
at Chi 12/9	L	1/0	3	2	1	0.0	0.0	1	0	0	0	2	0	0	0
Phi 12/16	L	1/1	3	2	1	0.0	0.0	0	0	0	0	0	0	0	0
at Ari 12/23	W	1/0	1	1	0	0.0	0.0	0	0	0	0	0	0	0	0
SF 12/30	W	1/0	1	1	0	0.0	0.0	0	0	0	0	0	0	0	0
Totals	13-3	16/1	35	24	11	0.0	0.0	1	0	0	0	4	0	0	0

2017 Los Angeles Rams

Game	W/L	P/S	T	S	A	Sk	Yds	Int	Yds	Lg	TD	PD	FF	FR	Yds
Ind 9/10	W	1/0	2	2	0	0.0	0.0	0	0	0	0	0	0	1	0
Was 9/17	L	1/1	5	3	2	0.0	0.0	0	0	0	0	0	0	1	0
at SF 9/21	W	1/1	4	3	1	0.0	0.0	1	25	25	0	2	0	1	0
at DAL 10/1	W	1/0	5	3	2	0.0	0.0	0	0	0	0	0	0	0	0
Sea 10/8	L	1/1	6	5	1	0.0	0.0	0	0	0	0	0	0	0	0
at Jax 10/15	W	1/1	2	1	1	0.0	0.0	1	31	31	0	1	0	0	0
Ari 10/22	W	1/0	2	1	1	0.0	0.0	0	0	0	0	0	0	0	0
at NYG 11/5	W	1/0	2	1	1	0.0	0.0	0	0	0	0	0	0	1	0
Hou 11/12	W	1/0	4	3	1	0.0	0.0	0	0	0	0	0	0	0	0
at Min 11/19	L	1/0	1	1	0	0.0	0.0	0	0	0	0	0	0	0	0
NO 11/26	W					Inactive									
at Ari 12/3	W	1/0	1	1	0	0.0	0.0	0	0	0	0	1	0	0	0
Phi 12/10	L	1/1	7	7	0	0.0	0.0	0	0	0	0	3	0	0	0
at Sea 12/17	W	1/0	4	2	2	0.0	0.0	0	0	0	0	0	0	0	0
at Ten 12/24	W	1/0	2	0	2	0.0	0.0	0	0	0	0	0	0	0	0
SF 12/31	L	1/0	3	3	0	0.0	0.0	0	0	0	0	0	0	0	0
Totals	11-5	15/4	50	36	14	0.0	0.0	2	56	31	0	9	1	1	0

2017 Postseason

Game	W/L	P/S	T	S	A	Sk	Yds	Int	Yds	Lg	TD	PD	FF	FR	Yds
At 1/6/18	L	P/S	3	0	3	0.0	0.0	0	0	0	0	0	0	1	0
Totals	0-1	1/0	3	0	3	0.0	0.0	0	0	0	0	0	0	1	0

2016 Buffalo Bills


Game	W/L	P/S	T	S	A	Sk	Yds	Int	Yds	Lg	TD	PD	FF	FR	Yds
at Bal 9/11	L	1/0	0	0	0	0.0	0.0	0	0	0	0	0	0	0	0
NYJ 9/15	L	1/0	5	5	0	0.0	0.0	0	0	0	0	0	0	1	36t
Ari 9/25	W	1/0	1	1	0	0.0	0.0	0	0	0	0	0	0	0	0
at NE 10/2	W	1/0	2	2	0	0.0	0.0	0	0	0	0	0	0	0	0
at LA 10/9	W	1/0	1	0	1	0.0	0.0	2	44	41t	1	2	0	0	0
SF 10/16	W	1/1	1	1	0	0.0	0.0	0	0	0	0	0	0	0	0
at Mia 10/23	L	1/0	1	1	0	0.0	0.0	0	0	0	0	0	0	0	0
NE 10/30	L	1/1	2	1	1	0.0	0.0	0	0	0	0	0	0	0	0
at Sea 11/7	L	1/0	1	1	0	0.0	0.0	0	0	0	0	0	0	0	0
at Cin 11/20	W	1/0	3	2	1	0.0	0.0	0	0	0	0	1	0	0	0
Jax 11/27	W	1/0	1	1	0	0.0	0.0	0	0	0	0	1	0	0	0
at Oak 12/4	L	1/0	2	2	0	0.0	0.0	0	0	0	0	0	0	0	0
Pit 12/11	L	1/1	3	3	0	0.0	0.0	0	0	0	0	0	0	0	0
Cle 12/18	W	1/0	2	2	0	0.0	0.0	0	0	0	0	0	0	0	0
Mia 12/24	L	1/0	1	1	0	0.0	0.0	0	0	0	0	0	0	0	0
at NYJ 1/1/17	L	1/0	3	3	0	0.0	0.0	0	0	0	0	0	0	0	0
Totals	7-9	16/3	29	26	3	0.0	0.0	2	44	41t	1	4	0	1	36t

2015 Buffalo Bills

Game	W/L	P/S	T	S	A	Sk	Yds	Int	Yds	Lg	TD	PD	FF	FR	Yds
Ind 9/13	W	1/0	6	4	2	1.0	0.0	0	0	0	0	0	0	1	0
NE 9/20	L	1/0	6	6	0	0.0	0.0	0	0	0	0	0	0	0	0
at Mia 9/27	W	1/1	5	3	2	0.0	0.0	0	0	0	0	0	0	0	0
NYG 10/4	L	1/0	3	2	1	0.0	0.0	0	0	0	0	0	0	0	0
at Ten 10/11	W	1/0	4	4	0	0.0	0.0	0	0	0	0	0	0	0	0
Cin 10/18	L	1/0	0	0	0	0.0	0.0	0	0	0	0	0	0	0	0
at JAX 10/25	L	1/0	0	0	0	0.0	0.0	0	0	0	0	0	0	0	0
Mia 11/8	W	1/1	3	3	0	0.0	0.0	0	0	0	0	0	0	0	0
at NYJ 11/12	W	1/0	0	0	0	0.0	0.0	0	0	0	0	0	0	0	0
at NE 11/23	L	1/0	0	0	0	0.0	0.0	0	0	0	0	0	0	0	0
at KC 11/29	L	1/0	2	2	0	0.0	0.0	0	0	0	0	0	0	0	0
Hou 12/6	W	1/0	5	5	0	0.0	0.0	0	0	0	0	0	0	3	0
at Phi 12/13	L	1/0	2	0	2	0.0	0.0	0	0	0	0	0	0	0	0
at Was 12/20	L	1/0	2	0	2	0.0	0.0	0	0	0	0	0	0	0	0
Dal 12/28	W	1/0	3	3	0	0.0	0.0	0	0	0	0	0	0	0	0
NYJ 1/3/16	W	1/0	3	2	1	0.0	0.0	0	0	0	0	0	0	0	0
Totals	8-8	16/2	44	38	6	1.0	0.0	0	0	0	0	0	0	4	0

2014 Buffalo Bills

Game	W/L	P/S	T	S	A	Sk	Yds	Int	Yds	Lg	TD	PD	FF	FR	Yds
at Chi 9/7	W	1/1	0	0	0	0.0	0.0	0	0	0	0	1	0	0	0
Mia 9/14	W	1/1	5	4	1	0.0	0.0	0	0	0	0	0	0	0	0
SD 9/21	L	1/1	1	1	0	0.0	0.0	0	0	0	0	0	0	0	0
at Hou 9/28	L	1/0	2	1	1	0.0	0.0	0	0	0	0	0	0	0	0
at Det 10/5	W	1/1	5	4	1	0.0	0.0	0	0	0	0	0	0	1	2
NE 10/12	L	1/0	2	2	0	0.0	0.0	0	0	0	0	1	0	0	0
Min 10/19	W	1/0	3	2	1	0.0	0.0	0	0	0	0	1	0	0	0
at NYJ 10/26	W	1/0	7	5	2	0.0	0.0	0	0	0	0	0	0	0	0
KC 11/9	L	1/0	0	0	0	0.0	0.0	0	0	0	0	0	0	0	0
at Mia 11/13	L	1/1	3	3	0	0.0	0.0	0	0	0	0	0	0	1	0
NYJ 11/23	W	1/0	3	3	0	0.0	0.0	0	0	0	0	1	0	0	0
Cle 11/30	W	1/0	2	2	0	0.0	0.0	0	0	0	0	0	0	0	0
at Den 12/7	L	1/0	2	1	1	0.0	0.0	0	0	0	0	0	0	0	0
GB 12/14	W	1/1	4	3	1	0.0	0.0	0	0	0	0	1	0	0	0
at Oak 12/21	L	1/0	1	1	0	0.0	0.0	0	0	0	0	1	0	0	0
at NE 12/28	W	1/1	5	4	1	0.0	0.0	0	0	0	0	0	0	0	0
Totals	9-7	16/6	15	36	9	0.0	0.0	0	0	0	0	6	0	2	2



76 RODGER SAFFOLD III

Guard // Indiana // Bedford, Ohio

Ht./Wt.: 6-5/323

NFL Exp.: 9th (9th Rams)

GP/GS: 114/111, (Playoffs): (1/1)

Birth Date: 6/6/1988

Acquired: D2-2010 (No. 33)

TRANSACTIONS: Selected by the Rams in the second round (33rd overall) of the 2010 NFL Draft (4/23/10).

PRO: Ninth-year pro has played in 114 career games with 111 starts and one postseason start...versatile lineman has started at right tackle, left tackle, left guard and right guard.

2018 SEASON: vs. San Francisco (12/30): Appeared in all 73 offensive plays, including eight special teams plays...helped protect QB Jared Goff to throw for four touchdowns...**at Arizona (12/23):** Appeared in all 68 offensive plays...helped provide lanes for RB C.J. Anderson to rush for 167 yards and one touchdown...

vs. Philadelphia (12/16): Appeared in all 76 offensive plays, including five special teams plays...**at Chicago (12/9):** Appeared in 58 offensive plays...left the game in the fourth quarter with an injury...**at Detroit (12/2):** Appeared in all 69 offensive plays...

helped guide the offense to their tenth game of the season with 30-plus points...**vs. Kansas City (11/19):** Appeared in all 80 offensive snaps...helped protect QB Jared Goff to throw for four touchdowns...**vs. Seattle (11/11):** Appeared in all 65 offensive plays...

helped provide lanes for RB Todd Gurley II to average 7.5 yards per carry...**at New Orleans (11/4):** Started at left guard and played all 60 offensive plays...helped give QB Jared Goff time to throw for 391 yards and three touchdowns...**vs. Green Bay (10/28):** Appeared in all 78 offensive plays...

helped lead RB Todd Gurley II to 195 yards from scrimmage...**at San Francisco (10/21):** Played in 57 offensive snaps...helped protect QB Jared Goff to throw for 202 yards and two touchdowns...**at Denver (10/14):** Played in 57 offensive snaps, helped paved the way for RB Todd Gurley II to set a new career-high in rushing yards with 208 yards...

left the game in the fourth quarter with an injury...**at Seattle (10/7):** Appeared in all 66 offensive snaps...paved the way for RB Todd Gurley II to rush for three touchdowns...**vs. Minnesota (9/27):** Played in all 55 offensive plays...helped the offense total 556 yards...**vs. Chargers (9/23):** Played all 77 offensive snaps...

helped protect QB Jared Goff to reach consecutive games with 300-plus throwing yards...**vs. Arizona (9/16):** Started at left guard and played in all 72 offensive snaps...reached 100 games played in his career...blocked for RB Todd Gurley II to record three rushing touchdowns...**at Oakland (9/10):** Started at left guard and played all 63 offensive snaps...helped give QB Jared Goff time to throw for 233 yards and two touchdowns.

2017 SEASON: Started 15 games at left guard plus one playoff start...played a key role on the top-ranked scoring team in the league...all five offensive linemen started 16 games, including the postseason...**at Dallas (10/1):** Played all 69 offensive snaps and paved the way for 168 total rushing yards...**vs. Seattle (10/8):** Played all 74 offensive snaps and gave QB Jared Goff time to throw for 288 yards...**vs. Arizona (10/22):** Played all 80 offensive snaps...opened running lanes for RB Todd Gurley II who notched his fourth 100-plus yard rushing game of the season...**vs. Houston (11/12):** Allowed QB Jared Goff to have time in the pocket to throw for a career-high 355 yards...**at Seattle (12/17):** Was a part of an offensive line that paved the way for RB Todd Gurley II to become the first player in Rams history to rush for at least two touchdowns at CenturyLink field...**at Tennessee (12/24):** Helped protect QB Jared Goff who recorded 301 passing yards and four touchdowns...**Wild Card vs. Atlanta (1/6/18):** Made first-career postseason start at left guard...helped give QB Jared Goff time to throw for 259 yards and one touchdown.

2016 SEASON: Started 15 games at various positions along the line including left guard, left tackle, and right tackle...**vs. Seattle (9/18):** Started at left guard and played on all 62 offensive snaps...**at Tampa Bay (9/25):** Started at left guard and played all 65 offensive snaps...opened up a running lane for RB Todd Gurley to rush for two touchdowns...**at New York Jets (11/13):** Started at left guard and helped block for an offense that garnered 125 yards on the ground...**at New Orleans (11/27):** Started at left tackle for the first time since at Seattle (12/30/12)...left the game in the second quarter and did not return...

2015 SEASON: Started in five games before going on reserve/injured (10/15)...**at Arizona (10/4):** Part of an offensive line that helped produce 164 rushing yards...

2014 SEASON: Started 16 games...saw action at both tackle and guard positions... **at Tampa Bay (9/14):** Started at left guard...part of an offensive line that helped produce 20 first downs...**vs. Dallas (9/21):** Started at left guard...helped block for an offense that produced 448 total yards...**vs. Seattle (10/19):** Started at right guard...part of an offensive line that blocked for three offensive touchdowns...**vs. Denver (11/16):** Started at left guard...helped block for the offense to register a 100-yard rusher and 100-yard receiver...**vs. Oakland (11/30):** Started at left guard...part of an offensive line that helped the offense score 38 points in the first half, which is tied for second-most in franchise history...**at Washington (12/7):** Started at left guard...part of an offensive line that helped protect QB Shaun Hill to throw two touchdowns and register a 133.3 quarterback rating...

2013 SEASON: Played in 12 games with nine starts...started three games at right tackle, five at right guard and one at left tackle...**vs. Arizona (9/8):** Started at right tackle...part of an offensive line that helped block for QB Sam Bradford allowing him to throw for 299 yards and two touchdowns...**vs. Seattle (10/28):** Saw action on offense...part of an offensive line that helped block for RB Zac Stacy to rush for 134 yards...**vs. Tennessee (11/3):** Saw action at right tackle...helped block for RB Zac Stacy rush for his second consecutive 100-yard game...**at Indianapolis (11/10):** Marked his first career start at right guard...helped block for the Rams' backs to run for 140 yards, the team's third straight 100 yard rushing game...**vs. Chicago (11/24):** Started at right guard...part of an offensive line that helped block for the Rams rushing corps to run for 258 yards, the team's highest single game total this season...**vs. New Orleans (12/15):** Started at right guard...part of an offensive line that did not allow a sack...**vs. Tampa Bay (12/22):** Started at right guard...moved to left tackle for Jake Long who left in the first quarter with an injury...helped block for two rushing touchdowns.

2012 SEASON: Started 10 games at left tackle, including the final eight of the season...helped RB Steven Jackson reach 1,000 yards for the eighth-straight season...**at San Francisco (11/11):** Started at left tackle...helped the Rams put up 458 total yards on offense...**at Arizona (11/25):** Started at left tackle...helped RB Steven Jackson notch 139 yards on the ground...**vs. Minnesota (12/16):** Started at left tackle...part of an offensive line that helped RB Steven Jackson eclipse 10,000 rushing yards...**at Tampa Bay (12/23):** Started at left tackle...part of an offensive line that allowed QB Sam Bradford time to throw an 80-yard touchdown to TE Lance Kendricks, the longest pass of Bradford's career...**at Seattle (12/30):** Started at left tackle...part of an offensive line that allowed zero sacks on QB Sam Bradford.

2011 SEASON: Started all nine games he played...started at left tackle Weeks 1-10.

2010 SEASON: Named All-Rookie by Pro Football Weekly and the Pro Football Writers of America...finished the season as the only NFL rookie to start all of his team's games at left tackle this season...allowed only three sacks in 590 pass attempts according to Statspass.com...part of an offensive line that helped RB Steven Jackson surpass the 1,000-yard mark for a sixth consecutive season.

COLLEGE: Started 41-of-42 games at Indiana...while in the starting lineup the Hoosiers rushed over 100 yards in 29 games... in last two years, registered 171 knockdowns and 20 touchdown-resulting blocks...Indiana scored 29 times on the ground when in lineup.

PERSONAL: Two-way lineman at Bedford (Ohio) High School... rated a two-star prospect by Rivals.com...earned first team All-Lake Erie League, All-District and honorable mention All-State honors as a senior...played in 2006 Ohio North-South All-Star game...father played football at the University of Iowa... public affairs management major...born Rodger P. Saffold III... participated in several community events, including Make-A-Wish Celebrity Server Dinner, Taste of the NFL, Urban League Turkey Distribution, Financial Football Show-Me Showdown at UMSL and the All-Community Team Ticket program - Spirit of 76.

Saffold's Career Games/Starts:

Year	Teams	GP/GS
2018	Los Angeles Rams	16/16
2017	Los Angeles Rams	15/15
	<i>Postseason</i>	<i>1/1</i>
2016	Los Angeles Rams	15/15
2015	Los Angeles Rams	5/5
2014	Los Angeles Rams	16/16
2013	Los Angeles Rams	12/9
2012	Los Angeles Rams	10/10
2011	Los Angeles Rams	9/9
2010	Los Angeles Rams	16/16
Totals		114/111
	<i>Postseason</i>	<i>1/1</i>

37 SAM SHIELDS

Cornerback // Miami // Sarasota, Fla.

Ht./Wt.: 5-11/178

NFL Exp.: 7th (1st Rams)

GP/GS: 96/64, (Playoffs): (11/8)

Birth Date: 12/8/1987

Acquired: FA-2018

TRANSACTIONS: Signed with the Los Angeles Rams as a free agent (3/8/18)...did not play in the NFL during the 2017 season...originally signed with the Green Bay Packers as an undrafted free agent (4/30/10).

PRO: Seventh-year pro has played in 96 games with 64 starts and 11 postseason contests (eight starts)...originally entered the NFL as an undrafted free agent with the Green Bay Packers (4/30/10)...had his finest statistical season in 2013, setting new career highs for starts (14), tackles (64), solo tackles (57) and passes defended (a team-high 25), and tied his previous career best with four interceptions.

2018 SEASON: vs. **San Francisco (12/30):** Appeared in 13 defensive plays and 16 special teams plays...**at Arizona (12/23):** Recorded one defensive tackle and one special teams tackle...**vs. Philadelphia (12/16):** Appeared in 19 special teams plays...**at Chicago (12/9):** Appeared in 17 special teams plays...**at Detroit (12/2):** Recorded one solo tackle...appeared in 21 defensive and 10 special teams plays...**vs. Kansas City (11/19):** Tallied six solo tackles...**vs. Seattle (11/11):** Appeared in 29 defensive plays and 18 special teams plays...**at New Orleans (11/4):** Appeared in 10 special teams plays...**vs. Green Bay (10/28):** Made first-career reception for 12 yards during a fake punt...had one special teams tackle...**at San Francisco (10/21):** Made one solo tackle on offense...added one special teams tackle...**at Denver (10/14):** Recorded one tackle...**at Seattle (10/7):** Had one pass defended...**vs. Minnesota (9/27):** Started at cornerback...totaled four tackles (three solo)...had one pass defended...**vs. Chargers (9/23):** Tallied four tackles (three solo)...had one tackle for loss...added one pass defended...**vs. Arizona (9/16):** Recorded one interception and returned it for 22 yards...deflected one pass...had one solo tackle...**at Oakland (9/10):** Made his Rams debut...played in 18 special teams plays.

2017 SEASON: Not on an NFL roster.


2016 SEASON: Started the first game of the season against Jacksonville (9/11), suffered a concussion and did not play the rest of the season.

2015 SEASON: Started all 12 games that he played in and posted 44 tackles (35 solo)...was tied for the team lead with three interceptions and posted 13 passes defended, which ranked No. 2 on the team...named an alternate for the Pro Bowl...started in the one postseason game that he appeared in, recording three solo tackles and four passes defended (tied for the team lead)...**at Chicago (9/13):** Led the secondary with eight tackles (six solo)...also batted away a short pass by QB Jay Cutler intended for WR Alshon Jeffery in the end zone early in the second quarter...**vs. Kansas City (9/28):** Opened at LCB as the lone CB as the defense opened with three safeties for the second time in three games (at Chicago, Week 1)...posted five solo tackles and recorded his first INT of the season...picked off QB Alex Smith's at the Kansas City 19, returning it 15 yards down the right sideline to set up a 4-yard TD on the next play...made a key play late in the first half when he came up to bring down WR De'Anthony Thomas for a 7-yard loss on third down on a lateral from Smith, forcing a Kansas City punt...**at San Francisco (10/4):** Posted an INT in back-to-back games for the first time in his career...**vs. St. Louis (10/11):** Matched his career high with four passes defended and added two assisted tackles...

at Denver (11/ 1): Departed on Denver's second drive after sustaining a shoulder injury and did not return...**at Minnesota (11/22):** Recorded six tackles (five solo) and a fumble recovery...**vs. Chicago (11/26):** Posted three tackles (two solo) and a pass defended...**at Detroit (12/3):** Broke up a QB Matthew Stafford pass on third down midway through the fourth quarter that was intended for WR Calvin Johnson to force the Lions to settle for a field goal...**vs. Dallas (12/13):** Started at LCB, shadowing WR Dez Bryant before departing the game midway through the second quarter (concussion)...picked off QB Matt Cassel in the first quarter to halt a Dallas scoring opportunity...the INT gave him a pick in all three career games against the Cowboys in the regular season...**at Arizona NFC Divisional (1/16/17):** Returned to action after missing the previous four games (three regular season, one postseason), playing all 66 snaps...led the team with four passes defended, his career high for a playoff game, and added three solo tackles.

2014 SEASON: Started all 14 games he played in at RCB and posted 42 tackles (32 solo), two interceptions and 13 passes defended (No. 2 on the team)...part of a secondary that helped Green Bay rank No. 7 in opponent passer rating (82.0)...named to his first career Pro Bowl, earning a selection to the game as a replacement for Revis (played in the Super Bowl)...sidelined for two games due to a knee injury...started both playoff games and registered six tackles (three solo), an INT and two passes defended...**at Detroit (9/21):** Appeared on 74 of 75 defensive snaps...posted a season-high six solo tackles...**at Chicago (9/28):** Recorded five tackles (three solo) and tied his career high with four passes defended, appearing on all 78 defensive plays...picked off QB Jay Cutler's pass intended for Marshall at the Green Bay 27 late in the third quarter, cutting across the field and returning the pick a career-long 62 yards down the right sideline to the Chicago 11, a turnover that set up QB Rodgers' 3-yard TD pass to Cobb...**at Miami (10/12):** Posted two tackles (one solo) and his second INT of the season...intercepted QB Ryan Tannehill's deep pass at the Green Bay 32...**vs. Chicago (11/9):** Led the secondary with seven tackles (six solo) and added a pass defended on 60 snaps...**vs. New England (11/30):** Started but left in the second quarter after sustaining a concussion...**at Tampa Bay (12/21):** Played 44 snaps and registered a pass defended...**vs. Dallas NFC Divisional (1/11/15):** Appeared on 42 plays and posted two tackles (one solo) and a pass defended...**at Seattle NFC Championship (1/18/15):** Started and played 65 of 70 snaps, recording four tackles (two solo), an INT and a pass defended...the pick gave him five career INTs in the postseason, the most in franchise history.

2013 SEASON: Had his finest statistical season, cementing his place as a core player of the team's secondary...set new career highs for starts (14), tackles (64), solo tackles (57) and passes defended (25), and tied his previous career best with four INTs...the passes defended and INT totals both led the team...missed Weeks 11 and 12 with a hamstring injury that was suffered in practice, but returned to start each of the final five contests and the team's Wild Card playoff game, though he exited that game following the second defensive snap with an ankle injury...**at San**



San Francisco (9/8): Started at RCB and appeared on all 75 defensive plays, posting a career-high 11 tackles (10 solo) and a team-leading three passes defended...**vs. Washington (9/15):** Was awarded one of the defense's game balls after finishing with a team-high nine tackles (eight solo) and a career-high four passes defended... at Cincinnati (9/22): Contributed four tackles (three solo) and made his first INT of the season...**at Dallas (12/15):** Delivered five solo tackles, three passes defended and a game-turning INT that set up the Packers' go-ahead TD drive with less than three minutes to play in the fourth quarter...**at Chicago (12/29):** Saw action on all 50 defensive snaps and posted three tackles (one solo) and his career-high-tying fourth INT that sealed the division title in the final moments of the fourth quarter...**vs. San Francisco NFC Wild Card (1/5/14):** Started the game but suffered a knee injury in a collision with a teammate at the end of the 49ers' second offensive play and did not return.

2012 SEASON: Played in 10 games with eight starts...achieved then-career highs with 38 tackles (27 solo) and 16 passes defended, while also adding three INTs and his first career sack... also continued to contribute on special teams, where he made four tackles on the coverage units...**vs. Chicago (9/13):** Reclaimed starting duties at CB...at Indianapolis (10/5): Started at RCB and finished with a season-high seven tackles (five solo) and two passes defended...**vs. Detroit (12/2):** Returned to action following a seven-week hiatus due to the ankle injury...recorded five tackles (three solo) and two passes defended, including his second INT of the season...also contributed on special teams, where he made a tackle on kickoff coverage...**at Chicago (Dec. 18):** Made three tackles (two solo) and three passes defended...**at Houston (10/14):** Recorded four tackles (three solo) and his first INT of the season...**vs. Minnesota, NFC Wild Card, (1/5/13):** Started his third career postseason game, appearing on 62 plays and tying for the team lead with seven tackles (all solo), an INT and two passes defended...**at San Francisco, NFC Divisional (1/12/13):** Posted five solo tackles, three passes defended and an INT that he returned for his first career TD.

2011 SEASON: Returned to his role as the team's nickel CB and appeared in a career-high 15 contests with seven starts... posted 36 tackles (32 solo), a career-high four interceptions, 14 passes defended and his first career forced fumble...chipped in six tackles on special teams...**vs. New Orleans (9/8):** Started the game as the third CB and appeared on 72 plays, finishing with six tackles (five solo) and three passes defended, also forcing his first career fumble...**vs. Denver (10/2):** Had an INT early in the fourth quarter...**vs. St. Louis (10/16):** Posted six tackles (five solo) and also matched his rookie season total by recording his second INT...**vs. Detroit (1/1/12):** Started at corner...made five tackles (four solo), a pass defended and a game-clinching INT in the waning moments of the fourth quarter to seal the 45-41 win.

2010 SEASON: Played in 14 games with six starts as a rookie... also played in all four postseason games with two starts...in the regular season, posted 27 tackles (22 solo) with two INTs and nine passes defended, and returned 21 kickoffs for 452 yards (21.5 avg.) with a long of 49...added 13 tackles (eight solo) with two INTs, a sack, a forced fumble and five passes defended in the playoffs...**at Philadelphia (9/12):** Started at nickel CB in his first NFL game and teamed with Burnett to become the first Packers rookie DB tandem to open the season since the 1970 AFL/NFL merger...**vs. Miami (10/17):** Returned to the lineup after missing the previous two games with a calf injury and had four tackles (three solo) and a pass defended...**vs. Dallas (11/7):** Notched his first pro INT with a leaping...also took over as the kickoff returner to open the second half and posted a season-long 49-yard return, starting from 6 yards deep in the end zone...**at New England (12/19):** Had a 45-yard kickoff return among six attempts for 128

yards total (21.3 avg.)...**at Philadelphia, NFC Wild Card (1/9/11):** Started at nickel and recorded three solo tackles and two passes defended...at Chicago, NFC Championship (1/23/11): Registered four solo tackles, a sack, a forced fumble and two INTs...became just the fifth player in franchise history to record two INTs in a playoff game, and became the first NFL rookie (since 1982, when sacks became official) to record two INTs and a sack in a postseason contest...**vs. Pittsburgh, Super Bowl XLV (2/6/11):** Had two tackles (one solo), but sustained a shoulder injury during the second quarter and was used sparingly the rest of the way.

COLLEGE: Four-year letterman for the Hurricanes who played his first three seasons at WR before moving to CB for his senior campaign...Also showed his talents as a return man and special teams player...Caught 75 passes for 971 yards (12.9 avg.) and seven TDs as a receiver in his career...Ran track as a sophomore...Earned his degree in liberal arts...Senior season (2009): Started 10 of 12 games at CB and ranked sixth on the team with 41 tackles...Registered six tackles in a win vs. Georgia Tech (Sept. 17)...Posted career-high seven tackles, a fumble recovery and a forced fumble at Wake Forest (Oct. 31)...Had an 84-yard kickoff return vs. Wisconsin (Dec. 29) in the Champs Sports Bowl that set up Miami's first TD...Was awarded the Nick Chickillo Most Improved Player Award at the team's annual awards banquet...Junior season (2008): Played in all 13 games as either a WR or a gunner on special teams...Voted UM's Special Teams Player of the Year...Posted 11 receptions for 124 yards (11.3 avg.)...Made a season-high three catches for 32 yards (10.7 avg.) at Virginia (Nov. 1), including a crucial third-down catch for 13 yards that kept Miami's game-tying 95-yard drive alive in the OT win...Sophomore season (2007): Started five of the 10 games he played in, posting 27 receptions for 346 yards (12.8 avg.) and three TDs...Registered career-high 117 receiving yards on six catches (19.5 avg.), including a 51-yard grab, vs. Texas A&M (Sept. 20)...Led the team with five receptions for 80 yards (16.0 avg.) and a TD at North Carolina (Oct. 6)...Hauled in a team-best six receptions for 81 yards (13.5 avg.) at Virginia Tech (Nov. 17)...Freshman season (2006): Played in all 13 games with seven starts as a true freshman in 2006...Named honorable mention Freshman All-America by Sporting News...Posted 37 receptions (third on the team) for 501 yards (second) and four TDs (tied for team lead)...His 37 catches were the most by a Miami true freshman since Reggie Wayne caught 48 passes in 1997... Caught six passes for 88 yards (14.7 avg.) and two TDs at Duke (Oct. 21), the only multi-TD game of his career...Started in the MPC Computers Bowl vs. Nevada (Dec. 31) and had his first 100-yard game as a Hurricane, leading the team with four receptions for 101 yards (25.3 avg.)...Caught a 78-yard TD pass that proved to be the winning score and marked the team's longest pass of the season...Was selected to the 2006 Atlantic Coast Conference Academic Football Team.

PERSONAL: Given name Samuel George Shields III...born in Sarasota, Fla...has a 7-year-old daughter, Samyla...one of the nation's top recruits at wide receiver coming out of Booker High in Sarasota, Fla., he was rated the No. 17 WR by Rivals.com and No. 9 by ESPN.com...caught 67 passes for 1,201 yards (17.9 avg.) and 22 TDs as a senior, leading his school to the Class 3A state championship game...of his 67 receptions, 44 went for either TDs or first downs...also returned two punts for TDs and averaged 44 yards per kickoff return...rated No. 16 on the Orlando Sentinel Florida Top 100 list, and was ranked the No. 5 WR on the Florida Times-Union Super 75...also lettered twice in baseball and track and field...participated in both the Donald Driver Celebrity Softball Game and the Edgar Bennett Celebrity Bowl-A-Thon...also signed autographs for participants in the Bellin Health Kids Clinic.

SAM SHIELDS NFL STATISTICS



REGULAR SEASON

Year	Team	G/S	Tackles			Sacks	Yards	Interceptions			TD	PD	Fumbles		
			Total	Solo	Asst.			Int.	Yards	Long			FF	FR	Yards
2010	Green Bay Packers	14/6	27	22	5	0.0	0.0	2	0	0	0	9	0	0	0
2011	Green Bay Packers	15/7	36	32	4	0.0	0.0	4	68	60	0	14	1	0	0
2012	Green Bay Packers	10/8	38	27	11	1.0	8.0	3	32	32	0	16	0	0	0
2013	Green Bay Packers	14/14	64	57	7	0.0	0.0	4	3	7	0	25	0	0	0
2014	Green Bay Packers	14/14	42	32	10	0.0	0.0	2	62	62	0	13	0	0	0
2015	Green Bay Packers	12/12	44	35	9	0.0	0.0	3	15	15	0	13	0	1	0
2016	Green Bay Packers	1/1	3	3	0	0.0	0.0	0	0	0	0	2	0	0	0
2018	Los Angeles Rams	16/2	19	15	4	0.0	0.0	1	22	22	0	4	0	0	0
Totals		96/64	273	223	50	1.0	8.0	19	202	62	0	96	1	1	0

POSTSEASON

Year	Team	G/S	Tackles			Sacks	Yards	Interceptions			TD	PD	Fumbles		
			Total	Solo	Asst.			Int.	Yards	Long			FF	FR	Yards
2010	Green Bay Packers	4/2	13	12	1	1	10	2	40	32	0	5	1	0	0
2011	Green Bay Packers	1/0	0	0	0	0	0	0	0	0	0	1	0	0	0
2012	Green Bay Packers	2/2	12	12	0	0	0	2	52	52t	1	5	0	0	0
2013	Green Bay Packers	1/1	0	0	0	0	0	0	0	0	0	0	0	0	0
2014	Green Bay Packers	2/2	6	3	3	0	0	1	0	0	0	2	0	0	0
2015	Green Bay Packers	1/1	3	3	0	0	0	0	0	0	0	4	0	0	0
TOTALS		11/8	34	30	4	1	10	5	92	52t	1	17	1	0	0

Regular Season Single Game Highs:

Total Tackles – 11, at San Francisco (9/8/13)
 Solo Tackles – 10, at San Francisco (9/8/13)
 Interceptions – 1, 19 times, last vs. Arizona (9/16/18)
 Passes Defensed – 4, three times, last vs. Rams (10/11/15)
 Kickoff Returns – 6, at New England (12/19/10)
 Kickoff Return Long – 49 yards, vs. Dallas (11/7/10)

Postseason Single Game Highs:

Total Tackles – 7, vs. Minnesota (1/5/13, NFC Wild Card)
 Solo Tackles – 5, vs. Minnesota (1/5/13, NFC Wild Card)
 Interceptions – 2, at Chicago (1/23/11, NFC Conference Championship)

SAM SHIELDS GAME-BY-GAME



2018 Los Angeles Rams

Game	W/L	P/S	T	S	A	Sk	Yds	Int	Yds	Lg	TD	PD	FF	FR	Yds
at Oak 9/10	W	1/0	0	0	0	0.0	0.0	0	0	0	0	0	0	0	0
Ari 9/16	W	1/0	1	1	0	0.0	0.0	1	22	22	0	1	0	0	0
LAC 9/23	W	1/0	4	3	1	0.0	0.0	0	0	0	0	1	0	0	0
Min 9/27	W	1/1	4	3	1	0.0	0.0	0	0	0	0	1	0	0	0
at Sea 10/7	W	1/0	0	0	0	0.0	0.0	0	0	0	0	1	0	0	0
at Den10/14	W	1/0	1	0	1	0.0	0.0	0	0	0	0	0	0	0	0
at SF 10/21	W	1/0	1	1	0	0.0	0.0	0	0	0	0	0	0	0	0
GB 10/28	W	1/0	0	0	0	0.0	0.0	0	0	0	0	0	0	0	0
at NO 11/4	L	1/0	0	0	0	0.0	0.0	0	0	0	0	0	0	0	0
Sea 11/11	W	1/0	0	0	0	0.0	0.0	0	0	0	0	0	0	0	0
KC 11/19	W	1/1	6	6	0	0.0	0.0	0	0	0	0	0	0	0	0
at Det 12/2	W	1/0	1	1	0	0.0	0.0	0	0	0	0	0	0	0	0
at Chi 12/9	L	1/0	0	0	0	0.0	0.0	0	0	0	0	0	0	0	0
Phi 12/16	L	1/0	0	0	0	0.0	0.0	0	0	0	0	0	0	0	0
at Ari 12/23	W	1/0	1	0	1	0.0	0.0	0	0	0	0	0	0	0	0
SF 12/30	W	1/0	0	0	0	0.0	0.0	0	0	0	0	0	0	0	0
Totals		13-3	16/2	19	15	4	0.0	0.0	1	22	22	0	4	0	0

2016 Green Bay Packers

Game	W/L	P/S	T	S	A	Sk	Yds	Int	Yds	Lg	TD	PD	FF	FR	Yds
at Jax 9/11	W	1/1	3	3	0	0.0	0.0	0	0	0	0	0	0	0	0
TOTALS		1-0/1/1	3	3	0	0.0	0.0	0	0	0	0	0	0	0	0

2015 Green Bay Packers

Game	W/L	P/S	T	S	A	Sk	Yds	Int	Yds	Lg	TD	PD	FF	FR	Yds
at Chi 9/13	W	1/1	8	6	2	0.0	0.0	0	0	0	0	0	0	1	0
vs. Sea 9/20	W	1/1	2	2	0	0.0	0.0	0	0	0	0	0	0	0	0
vs. KC 9/28	W	1/1	5	5	0	0.0	0.0	1	15	15	0	1	0	0	0
at SF 10/4	W	1/1	3	2	1	0.0	0.0	1	0	0	0	1	0	0	0
vs. StL 10/11	W	1/1	2	0	2	0.0	0.0	0	0	0	0	4	0	0	0
vs. SD 10/18	W	1/1	7	7	0	0.0	0.0	0	0	0	0	2	0	0	0
at Den 11/1	L	1/1	0	0	0	0.0	0.0	0	0	0	0	0	0	0	0
at Car 11/8	L					Inactive									
vs. Det 11/15	L	1/1	1	1	0	0.0	0.0	0	0	0	0	0	0	0	0
at Min 11/22	W	1/1	6	5	1	0.0	0.0	0	0	0	0	0	0	0	1
vs. Chi 11/26	L	1/1	3	2	1	0.0	0.0	0	0	0	0	0	1	0	0
at Det 12/3	W	1/1	5	3	2	0.0	0.0	0	0	0	0	1	0	0	0
vs. Dal 12/13	W	1/1	2	2	0	0.0	0.0	1	0	0	0	2	0	0	0
at Oak 12/20	W	0/0				Inactive									
at Ari 12/27	L	0/0				Inactive									
vs. Min 1/3/16	L	0/0				Inactive									
Totals		10-6	12/12	44	35	9	0.0	0.0	3	15	15	0	13	0	1

2015 Postseason

Game	W/L	P/S	T	S	A	Sk	Yds	Int	Yds	Lg	TD	PD	FF	FR	Yds
at Was 1/10†	W	0/0				Inactive									
at Ari 1/16*	L	1/1	3	3	0	0.0	0.0	0	0	0	0	4	0	0	0
TOTALS		1-1	1/1	3	3	0	0.0	0.0	0	0	0	4	0	0	0

† Denotes NFC Wild Card Playoff; *NFC Divisional Playoff

SAM SHIELDS GAME-BY-GAME CONT.



2014 Green Bay Packers

Game	W/L	P/S	T	S	A	Sk	Yds	Int	Yds	Lg	TD	PD	FF	FR	Yds
at Sea 9/4	L	1/1	3	1	2	0.0	0.0	0	0	0	0	2	0	0	0
vs. NYJ 9/14	W	1/1	1	1	0	0.0	0.0	0	0	0	0	1	0	0	0
at Det 9/21	L	1/1	6	6	0	0.0	0.0	0	0	0	0	0	0	0	0
at Chi 9/28	W	1/1	5	3	2	0.0	0.0	1	62	62	0	4	0	0	0
vs. Min 10/2	W	1/1	1	1	0	0.0	0.0	0	0	0	0	0	0	0	0
at Mia 10/12	W	1/1	2	1	1	0.0	0.0	1	0	0	0	1	0	0	0
vs. Car 10/19	W	0/0				Inactive									
at NO 10/26	L	0/0				Inactive									
vs. Chi 11/9	W	1/1	7	6	1	0.0	0.0	0	0	0	0	1	0	0	0
vs. Phi 11/23	W	1/1	7	7	0	0.0	0.0	0	0	0	0	0	0	0	0
at Min 11/23	W	1/1	2	2	0	0.0	0.0	0	0	0	0	1	0	0	0
vs. NE 11/30	W	1/1	1	0	1	0.0	0.0	0	0	0	0	1	0	0	0
vs. Atl 12/8	W	1/1	3	2	1	0.0	0.0	0	0	0	0	1	0	0	0
at Buf 12/14	L	1/1	3	1	2	0.0	0.0	0	0	0	0	0	0	0	0
at TB 12/21	W	1/1	0	0	0	0.0	0.0	0	0	0	0	1	0	0	0
vs. Det 12/28	W	1/1	1	1	0	0.0	0.0	0	0	0	0	0	0	0	0
Totals		12-4	14/14	42	32	10	0.0	0.0	2	62	62	0	13	0	0

2014 Postseason

Game	W/L	P/S	T	S	A	Sk	Yds	Int	Yds	Lg	TD	PD	FF	FR	Yds
vs. Dal 1/11/15†	W	1/1	2	1	1	0.0	0.0	0	0	0	0	1	0	0	0
at Sea 1/18/15*	L	1/1	4	2	2	0.0	0.0	1	0	0	0	1	0	0	0
Totals		2/2	6	3	3	0.0	0.0	1	0	0	0	2	0	0	0

† Denotes NFC Divisional Playoff; *NFC Championship

2012 Green Bay Packers

Game	W/L	P/S	T	S	A	Sk	Yds	Int	Yds	Lg	TD	PD	FF	FR	Yds
vs. SF 9/9	L	1/0	1	1	0	0.0	0.0	0	0	0	0	0	0	0	0
vs. Chi 9/13	W	1/1	1	0	1	0.0	0.0	0	0	0	0	1	0	0	0
at Sea 9/24	L	1/1	4	4	0	0.0	0.0	0	0	0	0	2	0	0	0
vs. NO 9/30	W	1/1	5	4	1	0.0	0.0	0	0	0	0	1	0	0	0
at Ind 10/7	L	1/1	7	5	2	0.0	0.0	0	0	0	0	3	0	0	0
at Hou 10/14	W	1/1	3	2	1	0.0	0.0	1	0	0	0	1	0	0	0
at StL 10/21	W	0/0				Inactive									
vs. Jax 10/28	W	0/0				Inactive									
vs. Ari 11/4	W	0/0				Inactive									
at Det 11/18	W	0/0				Inactive									
at NYG 11/25	L	0/0				Inactive									
vs. Min 12/2	W	0/0				Inactive									
vs. Det 12/9	W	1/0	5	3	2	0.0	0.0	1	32	32	0	3	0	0	0
at Chi 12/16	W	1/1	3	2	1	0.0	0.0	0	0	0	0	3	0	0	0
vs. Ten 12/23	W	1/1	2	1	1	1.0	8.0	1	0	0	0	1	0	0	0
at Min 12/30	L	1/1	7	5	2	0.0	0.0	0	0	0	0	1	0	0	0
Totals		11-5	10/8	38	27	11	1.0	8.0	3	32	32	0	16	0	0

2012 Postseason

Game	W/L	P/S	T	S	A	Sk	Yds	Int	Yds	Lg	TD	PD	FF	FR	Yds
vs. Min 1/5/13†	W	1/1	7	7	0	0.0	0.0	1	0	0	0	2	0	0	0
at SF 1/12/13*	L	1/1	5	5	0	0.0	0.0	1	52	52†	1	3	0	0	0
Totals		1-1	2/2	12	0	0.0	0.0	2	52	52†	1	5	0	0	0

† Denotes NFC Wild Card Playoff; *NFC Divisional Playoff

2010 Green Bay Packers

Game	W/L	P/S	T	S	A	Sk	Yds	Int	Yds	Lg	TD	PD	FF	FR	Yds
at Phi 9/12	W	1/1	3	1	2	0.0	0.0	0	0	0	0	0	0	0	0
vs. Buf 9/19	W	1/0	2	2	0	0.0	0.0	0	0	0	0	0	0	0	0
at Chi 9/27	L	1/1	1	0	1	0.0	0.0	0	0	0	0	0	0	0	0
vs. Det 10/3	W	0/0				Inactive									
at Was 10/10	L	0/0				Inactive									
vs. Mia 10/17	L	1/0	4	3	1	0.0	0.0	0	0	0	0	1	0	0	0
vs. Min 10/24	W	1/1	0	0	0	0.0	0.0	0	0	0	0	0	0	0	0
at NYJ 10/31	W	1/0	1	1	0	0.0	0.0	0	0	0	0	0	0	0	0
vs. Dal 11/7	W	1/0	1	1	0	0.0	0.0	1	0	0	0	2	0	0	0
at Min 11/21	W	1/1	2	2	0	0.0	0.0	0	0	0	0	2	0	0	0
at Atl 11/28	L	1/0	2	2	0	0.0	0.0	0	0	0	0	0	0	0	0
vs. SF 12/5	W	1/0	0	0	0	0.0	0.0	0	0	0	0	1	0	0	0
at Det 12/12	L	1/1	5	4	1	0.0	0.0	0	0	0	0	0	0	0	0
at NE 12/19	L	1/0	4	4	0	0.0	0.0	0	0	0	0	1	0	0	0
vs. NYG 12/26	W	1/0	2	2	0	0.0	0.0	1	0	0	0	1	0	0	0
vs. Chi 1/2/11	W	1/1	0	0	0	0.0	0.0	0	0	0	0	1	0	0	0
Totals		10-6	14/6	27	22	5	0.0	0.0	2	0	0	9	0	0	0

2010 Postseason

Game	W/L	P/S	T	S	A	Sk	Yds	Int	Yds	Lg	TD	PD	FF	FR	Yds
at Phi 1/9/11†	W	1/1	3	3	0	0.0	0.0	0	0	0	0	2	0	0	0
at Atl 1/15/11*	W	1/0	4	4	0	0.0	0.0	0	0	0	0	1	0	0	0
at Chi 1/23/11\$	W	1/1	4	4	0	1.0	10.0	2	40	32	0	2	1	0	0
vs. Pit 2/6/11#	W	1/0	2	1	1	0.0	0.0	0	0	0	0	0	0	0	0
TOTALS		4-0	4/2	13	12	1	1.0	10.0	2	40	32	0	5	1	0

† Denotes NFC Wild Card Playoff; *NFC Divisional Playoff; \$NFC Championship; #Super Bowl XLV, North Texas

2013 Green Bay Packers

Game	W/L	P/S	T	S	A	Sk	Yds	Int	Yds	Lg	TD	PD	FF	FR	Yds
at SF 9/8	L	1/1	11	10	1	0.0	0.0	0	0	0	0	0	0	0	0
vs. Was 9/15	W	1/1	9	8	1	0.0	0.0	0	0	0	0	0	0	0	0
at Cin 9/22	L	1/1	4	3	1	0.0	0.0	1	1	1	0	1	0	0	0
vs. Det 10/6	W	1/1	3	3	0	0.0	0.0	0	0	0	0	0	0	0	0
at Bal 10/13	W	1/1	1	1	0	0.0	0.0	0	0	0	0	0	0	0	0
vs. Cle 10/20	W	1/1	0	0	0	0.0	0.0	0	0	0	0	0	0	0	0
at Min 10/27	W	1/1	3	3	0	0.0	0.0	0	0	0	0	0	0	0	0
vs. Chi 11/4	L	1/1	4	3	1	0.0	0.0	0	0	0	0	0	0	0	0
vs. Phi 11/10	L	1/1	7	7	0	0.0	0.0	0	0	0	0	0	0	0	0
at NYG 11/17	L	0/0				Inactive									
vs. Min 11/24	T	0/0				Inactive									
at Det 11/28	L	1/1	7	7	0	0.0	0.0	1	0	0	0	0	0	0	0
vs. Atl 12/8	W	1/1	2	2	0	0.0	0.0	0	0	0	0	0	0	0	0
at Dal 12/15	W	1/1	5	5	0	0.0	0.0	1	-5	-5	0	3	0	0	0
vs. Pit 12/22	L	1/1	5	4	1	0.0	0.0	0	0	0	0	2	0	0	0
at Chi 12/29	W	1/1	3	1	2	0.0	0.0	1	7	7	0	2	0	0	0
Totals		14/14	64	57	7	0.0	0.0	4	3	7	0	25	0	0	0

2013 Postseason

Game	W/L	P/S	T	S	A	Sk	Yds	Int	Yds	Lg	TD	PD	FF	FR	Yds
vs. SF 1/5/14†	L	1/0	0	0	0	0.0	0.0	0	0	0	0	0	0	0	0
Totals		0-1	1/0	0	0	0	0.0	0.0	0	0	0	0	0	0	0

† NFC Divisional Playoff

2011 Green Bay Packers

Game	W/L	P/S	T	S	A	Sk	Yds	Int	Yds	Lg	TD	PD	FF	FR	Yds
vs. NO 9/8	W	1/1	6	5	1	0.0	0.0	0	0	0	0	3	1	0	0
at Car 9/18	W	1/1	1	1	0	0.0	0.0	0	0	0	0	0	0	0	0
at Chi 9/25	W	1/1	3	3	0	0.0	0.0	0	0	0	0	1	0	0	0
vs. Den 10/2	W	1/0	0	0	0	0.0	0.0	1	60	60	0	1	0	0	0
at Atl 10/9	W	1/0	2	2	0	0.0	0.0	0	0	0	0	1	0	0	0
vs. StL 10/16	W	1/0	6	5	1	0.0	0.0	1	0	0	0	1	0	0	0
at Min 10/23	W	0/0				Inactive	</								

93 NDAMUKONG SUH

Defensive Tackle // Nebraska // Portland, Ore.

Ht./Wt.: 6-4/313

NFL Exp.: 9th (1st Rams)

GP/GS: 142/142, (Playoffs): (3/3)

Birth Date: 1/6/1987

Acquired: FA-2018

TRANSACTIONS: Signed with the Rams as an unrestricted free agent (4/6/18)...released by Miami (3/14/18)...signed by Miami as an unrestricted free agent (3/11/15)...signed by Detroit as a first-round draft choice, No. 2 overall (8/25/10).

PRO: Pronounced En-dom-ah-ken Soo...three-time First-Team All-Pro...five time Pro Bowler...2010 NFL Defensive Rookie of the Year...leads all interior defensive linemen with 55.0 stuffs (defined as any tackle of a ball carrier behind the line of scrimmage during a rushing attempt) and his 56.0 sacks rank second among all defensive tackles...has started in 115 consecutive games from 2010-18, the longest active streak among NFL defensive tackles.

2018 SEASON: vs. **San Francisco (12/30):** Recorded three tackles (one solo)...had one quarterback hit...**at Arizona (12/23):** Talled five tackles (one solo)...recorded one sack...added one quarterback hit and two passes defended...**vs. Philadelphia (12/16):** Recorded five tackles (three solo)...added two quarterback hits...**at Chicago (12/9):** Recorded six solo tackles...**at Detroit (12/2):** Talled six tackles (five solo)...had two quarterback hits...**vs. Kansas City (11/19):** Recorded one tackle...**vs. Seattle (11/11):** Split the team lead in tackles, recording nine (five solo)...added 0.5 sack...totaled three quarterback hits...**at New Orleans (11/4):** Talled two tackles (one solo)...**vs. Green Bay (10/28):** Recorded two solo tackles...had one quarterback hit...**at San Francisco (10/21):** Made two solo tackles...had one quarterback hit...**at Denver (10/14):** Recorded two tackles...**at Seattle (10/7):** Had six tackles (two solo)...registered one sack for an eight yard loss and one quarterback hit...**vs. Minnesota (9/27):** Talled two solo tackles...had one sack for an eight yard loss...added two quarterback hits, one pass defended and one fumble recovery...**vs. Chargers (9/23):** Totaled three tackles (one solo)...had one sack for a four yard loss...recorded two quarterback hits...had one fumble recovery and one pass defended...**vs. Arizona (9/16):** Had one assisted tackle...recorded one quarterback hit...**at Oakland (9/10):** Made his Rams debut...reached the 100 mark for consecutive starts...recorded four tackles (two solo) and had one quarterback hit.

2017 SEASON: Selected by teammates to serve as a season-long captain...started all 16 games...recorded 48 tackles (29 solo), 4.5 sacks, two forced fumbles and two passes defended...**at Los Angeles Chargers (9/17):** Registered four tackles (two solo)...**at New York Jets (9/24):** Recorded four tackles (three solo) and one forced fumble forcing a QB Josh McCown fumble in the third quarter...**vs. New Orleans (10/1):** Made four solo tackles...**at Atlanta (10/15):** Totaled three tackles (two solo) and 1.0 sack for a loss of five yards...**vs. New York Jets (10/22):** Registered two assisted tackles and 0.5 sack...**at Baltimore (10/26):** Had five tackles (three solo)...started his 90th consecutive game, the second-longest games started streak among active NFL defensive linemen...**vs. Oakland (11/5):** Posted one solo tackle, 1.0 sack and one forced fumble...strip-sacked QB Derek Carr on third-and-14 in the fourth quarter, pushing him over the 50-sack mark for his career...**vs. New England (12/11):** Posted three tackles (two solo), 1.0 sack and one pass defended in the 27-20 victory...sacked QB Tom Brady for a loss of two yards, forcing New England to punt...knocked down a QB Tom Brady pass in the third quarter...**at Buffalo (12/17):** Recorded a season-high seven tackles (six solo).



2016 SEASON: Started all 16 games...recorded 72 tackles (41 solo), 5.0 sacks, six passes defended and one fumble recovery...named to his fifth-career Pro Bowl...**at Seattle (9/11):** Totaled four tackles (two solo), 1.0 sack and one pass defended...**at New England (9/18):** Led the team with a season-high 12 tackles (four solo)...**vs. Cleveland (9/25):** Totaled six tackles (four solo) and 1.5 sacks, resulting in a loss of 7.5 yards...**vs. Pittsburgh (10/16):** Started his 100th career game in the 30-15 win...part of a defense that held QB Ben Roethlisberger to a 57.1 QB rating...**vs. Buffalo (10/23):** Recorded two tackles (one solo) and one sack in the 28-25 victory...**vs. New York Jets (11/6):** Registered five tackles (four solo), 1.0 sack and one pass defended...also broke up a pass...**at San Diego (11/13):** Recorded five tackles (three solo), 0.5 sacks and one pass defended...**at Los Angeles (11/20):** Totaled six tackles (three solo) and one pass defended...**vs. San Francisco (11/27):** Recorded three solo tackles in the 31-24 win...tackled 49ers QB Colin Kaepernick short of the goal line with LB Kiko Alonso on the final play of the game...**at New York Jets (12/17):** Registered five tackles (four solo) and one fumble recovery...**at Buffalo (12/24):** Recorded six tackles (three solo) and one pass defended in the 34-31 win...tipped a QB Tyrod Taylor pass at the line of scrimmage on third-and-2 in overtime...**vs. New England (1/1/17):** Made four tackles (three solo) and one pass defended...**at Pittsburgh (1/8/17):** Recorded four solo tackles and 1.0 sack in the AFC Wild Card game...sacked QB Ben Roethlisberger for a loss of 9 yards.

2015 SEASON: Started all 16 games...recorded 61 tackles (39 solo), 6.0 sacks and five passes defended...**at Washington (9/13):** Made his Dolphins debut and recorded two tackles (one solo) in the season-opening win...**vs. Buffalo (9/27):** Totaled four solo tackles...**vs. Houston (10/25):** Registered six stops (five solo), 2.0 sacks and two passes defended...**at Buffalo (11/8):** Finished with three tackles (one solo) and 1.0 sack...**at Philadelphia (11/15):** Recorded a season-high nine tackles (seven solo) and 1.0 sack in a win...the nine tackles were the most by a Dolphins defensive tackle since Daryl Gardener had nine stops vs. Tampa Bay in 2000...**vs. Dallas (11/22):** Posted seven tackles (four solo)...recorded at least one half-sack in each of the final three games of the season...**at New England (11/23):** Recorded four tackles (three

for loss)...**vs. Tampa Bay (12/7)**: Registered six tackles, 1.0 sack and three quarterback hits...**vs. Minnesota (12/14)**: Collected four tackles, 1.0 sack and one quarterback hit...**at Chicago (12/21)**: Recorded four tackles, 2.0 sacks, three quarterback hits and one pass defended...**at Green Bay (12/28)**: Registered seven tackles (six solo and one for loss), one quarterback hit and defended one pass...**at Dallas (1/4/15)**: Posted three solo tackles and 2.0 sacks in the NFC Wild Card game...became the first Lions player with 2.0-plus sacks in a postseason game since sacks became an official statistic in 1982.

2013 SEASON: Named first-team All-Pro by the *Associated Press* and the *Sporting News*...was named to the NFL Pro Bowl team marking his third selection...started all 16 games...recorded 49 tackles (36 solo), 5.5 sacks, six passes defended, one forced fumble and one safety...**at Arizona (9/15)**: Posted three tackles and two quarterback hits...**vs. Chicago (9/29)**: Recorded four solo tackles, 2.0 sacks (22 yards), and a sack-fumble...**at Green Bay (10/6)**: Posted four tackles (three solo) and a 0.5 sack...**vs. Cincinnati (10/20)**: Registered 1.0 sack and three solo tackles...**at Chicago (11/10)**: Posted two solo tackles, 1.0 sack, four quarterback hits and one pass defended...**vs. Tampa Bay (11/24)**: Had three tackles...**vs. Green Bay (11/28)**: Registered his first career safety on a one-yard sack...also recorded four tackles...**at Philadelphia (12/8)**: Tied for the team lead with 10 tackles (seven solo)...**at Minnesota (12/29)**: Recorded three tackles and two passes defended.

2012 SEASON: Named second-team All-Pro by the *Associated Press*...named to the 2012 NFL Pro Bowl team, his second Pro Bowl appearance...started all 16 games...recorded 34 tackles (24 solo), 8.0 sacks and two passes defended...**vs. St. Louis (9/9)**: Finished with two tackles and a sack for a 12-yard loss...posted two tackles for loss...**vs. San Francisco (9/16)**: Registered 1.0 sack for a total loss of 17 yards, marking the second time in three NFL seasons he registered sacks in each of the season's first two games...**at Philadelphia (10/14)**: Finished with two solo tackles and one pass defended...**at Chicago (10/22)**: Recorded his third sack of the season...**vs. Indianapolis (12/2)**: Tallied 1.0 sack, six tackles (five solo) and one pass defended...**at Arizona (12/16)**: Tallied 1.0 sack and finished with three tackles...**vs. Atlanta (12/22)**: Recorded 0.5 sack...**vs. Chicago (12/30)**: Collected 1.0 sack, became the only Lions defensive tackle since 1982 to record seven-plus sacks in two different seasons (10.0 in 2010 and 8.0 in 2012).

2011 SEASON: Named First-Team All-Pro by the *Sporting News*...started 14 games...recorded 36 tackles (26 solo), 4.0 sacks, one pass defended and one blocked field goal...**vs. Kansas City (9/18)**: Recorded his first sack of the season for a loss of nine yards to end the first half...**at Minnesota (9/25)**: Recorded second sack of the season for a loss of 9 yards...**at Oakland (12/18)**: With the Raiders lining up for a 65-yard game-winning field goal with four seconds left, Suh got his right hand on the attempt by Oakland K Sebastian Janikowski marking the first Lions blocked kick since Dec. 27, 2009...**at New Orleans (1/7/12)**: Posted three

solo tackles, 0.5 sack and two quarterback hits in the NFC Wild Card game.

2010 SEASON: Named first-team All-Pro by the *Associated Press*, *Pro Football Writers of America* and the *Sporting News*, the first rookie defensive tackle to be named to the Associated Press All-Pro Team since the recognition was designated by offense and defense in 1951...became the first rookie defensive lineman to be named AP All-Pro since Titans DE Jevon Kearse in 1999...earned first-career Pro Bowl Honors...started all 16 games as a rookie...recorded 66 tackles (49 solo) and a team-high 10.0 sacks, three passes defended, one interception, one fumble recovery (returned for a 17-yard touchdown) and a forced fumble...**at Chicago (9/12)**: Recorded one solo tackle and 1.0 sack in his NFL debut...**vs. Philadelphia (9/19)**: Tied a season high with eight tackles (six solo) and 1.0 sack...**at Green Bay (10/3)**: Tallied three solo tackles and had 1.0 sack...**vs. St. Louis (10/10)**: Notched three tackles (two solo) and his first career interception (returned 20 yards)...**at New York Giants (10/17)**: Recorded three tackles (two solo) and 1.5 sacks, his first multi-sack career game...**at Washington (10/31)**: Tallied five tackles and a season-high 2.0 sacks including his first career fumble recovery, which was returned 17 yards for a touchdown...**at Dallas (11/21)**: Tied a season high with eight tackles (five solo) and a half-sack...**vs. New England (11/25)**: Notched four tackles (three solo) and 1.0 sack...**at Miami (12/26)**: Recorded five solo tackles and 1.0 sack...**vs. Minnesota (1/2/11)**: Tallied six tackles (four solo) and 1.0 sack in the season finale.

COLLEGE: Five-year letterman (2005-09) and three-year starter at Nebraska...played in 53 career games with 39 starts...recorded 215 tackles (125 solo) with 24.0 sacks, 57 TFL and 39 pressures...forced three fumbles and recovered another, intercepted four passes for 79 yards in returns that included two touchdowns and 15 passes defended...added a 2-yard touchdown pass and six blocked kicks...his 57 TFL ranked No. 2 in school history behind Grant Wistrom (58.5, 1994-97)...graduated with a degree in construction management.

PERSONAL: Also played basketball and was a track standout for Grant High School, earning honorable mention All-League honors in basketball as a junior and senior...in track, Suh was the district shot put champion in 2004 and won the OSAA Class 4A shot put title in 2005 with a school record throw of 61-4...volunteered at Nebraska local hospitals...volunteered his time as a speaker at Pound Middle School in Lincoln, Nebraska...interned with Related Companies during the 2016 offseason...gave away backpacks to students at Booker T. Washington High School in Miami in September 2016...invited fans and teammates to join him for a number of movie premieres during the 2016 season in Miami...joined forces with Pay Away the Layaway to purchase clothing for families in need during the 2016 holiday season...Suh's mother, Bernadette, is from Jamaica, while his father, Michael, hails from Cameroon...in the Ngema tribe in Cameroon, Ndamukong means "House of Spears"...born January 6, 1987.

NDAMUKONG SUH NFL STATISTICS



REGULAR SEASON

Year	Team	G/S	Tackles			Asst.	Sacks	Yards	Interceptions			TD	PD	Fumbles		Yards
			Total	Solo					Int.	Yards	Long			FF	FR	
2010	Detroit Lions	16/16	66	49	17	10.0	47.5	1	20	20	0	3	1	1	17	
2011	Detroit Lions	14/14	36	26	10	4.0	31.0	0	0	0	0	1	0	0	0	
2012	Detroit Lions	16/16	34	24	10	8.0	67.0	0	0	0	0	2	0	0	0	
2013	Detroit Lions	16/16	49	36	13	5.5	43.5	0	0	0	0	6	1	0	0	
2014	Detroit Lions	16/16	53	44	9	8.5	54.5	0	0	0	0	3	0	0	0	
2015	Miami Dolphins	16/16	61	39	22	6.0	41.0	0	0	0	0	5	0	0	0	
2016	Miami Dolphins	16/16	72	41	31	5.0	37.5	0	0	0	0	6	0	1	0	
2017	Miami Dolphins	16/16	48	29	19	4.5	17.0	0	0	0	0	2	2	0	0	
2018	Los Angeles Rams	16/16	59	34	25	4.5	25.5	0	0	0	0	4	0	2	0	
Totals		142/142	478	322	156	56.0	364.5	1	20	20	0	32	4	4	17	

POSTSEASON

Year	Team	G/S	Tackles			Asst.	Sacks	Yards	Interceptions			TD	PD	Fumbles		Yards
			Total	Solo					Int.	Yards	Long			FF	FR	
2011	Detroit Lions	1/1	3	0	3	0.5	3.0	0	0	0	0	0	0	0	0	
2014	Detroit Lions	1/1	3	3	0	2.0	15.0	0	0	0	0	0	0	0	0	
2016	Miami Dolphins	1/1	4	4	0	1.0	9.0	0	0	0	0	0	0	0	0	
Totals		3/3	10	7	3	3.5	27.0	0	0	0	0	0	0	0	0	

Regular Season Single Game Career Highs:

Total Tackles – 12, at New England (9/18/16)
 Sacks – 2.0, five times, last vs. Houston (10/25/15)
 Interceptions – 1, vs. St. Louis (10/10/10)
 Passes Defensed – 2, four times, last vs. Arizona (12/23/18)

Postseason Single Game Career Highs:

Total Tackles – 4, at Pittsburgh (1/8/17, AFC Wild Card Game)
 Sacks – 2.0, at Dallas (1/4/15, NFC Wild Card Game)

Additional Career Statistics:

Fumble Return for TD – 1, vs. Washington (10/31/10)
 Blocked Field Goal – 1, at Oakland (12/18/11)

NDAMUKONG SUH GAME-BY-GAME



2018 Los Angeles Rams

Game	W/L	P/S	T	S	A	Sk	Yds	Int	Yds	Lg	TD	PD	FF	FR	Yds
at Oak 9/10	W	1/1	4	2	2	0.0	0.0	0	0	0	0	0	0	0	0
Ari 9/16	W	1/1	1	0	1	0.0	0.0	0	0	0	0	0	0	0	0
LAC 9/23	W	1/1	3	2	1	1.0	4.0	0	0	0	0	1	0	1	0
Min 9/27	W	1/1	2	2	0	1.0	8.0	0	0	0	0	1	0	1	0
at Sea 10/7	W	1/1	6	2	4	1.0	8.0	0	0	0	0	0	0	0	0
at Den10/14	W	1/1	2	0	2	0.0	0.0	0	0	0	0	0	0	0	0
at SF 10/21	W	1/1	2	2	0	0.0	0.0	0	0	0	0	0	0	0	0
GB 10/28	W	1/1	2	2	0	0.0	0.0	0	0	0	0	0	0	0	0
at NO 11/4	L	1/1	2	1	1	0.0	0.0	0	0	0	0	0	0	0	0
Sea 11/11	W	1/1	9	5	4	0.5	3.5	0	0	0	0	0	0	0	0
KC 11/19	W	1/1	1	0	1	0.0	0.0	0	0	0	0	0	0	0	0
at Det 12/2	W	1/1	6	5	1	0.0	0.0	0	0	0	0	0	0	0	0
at Chi 12/9	L	1/1	6	6	0	0.0	0.0	0	0	0	0	0	0	0	0
Phi 12/16	L	1/1	5	3	2	0.0	0.0	0	0	0	0	0	0	0	0
at Ari 12/23	W	1/1	5	1	4	1.0	2.0	0	0	0	0	2	0	0	0
SF 12/30	W	1/1	3	1	2	0.0	0.0	0	0	0	0	0	0	0	0
Totals	13-3	16/16	59	34	25	4.5	25.5	0	0	0	0	4	0	2	0

2017 Miami Dolphins

Game	W/L	P/S	T	S	A	Sk	Yds	Int	Yds	Lg	TD	PD	FF	FR	Yds
at LAC 9/17	W	1/1	4	2	2	0.0	0.0	0	0	0	0	0	0	0	0
at NYJ 9/24	L	1/1	4	3	1	0.0	0.0	0	0	0	0	0	0	1	0
NO 10/1	L	1/1	4	4	0	0.0	0.0	0	0	0	0	0	0	0	0
Ten 10/8	W	1/1	1	1	0	1.0	0.0	0	0	0	0	0	0	0	0
at Atl 10/15	W	1/1	3	2	1	1.0	5.0	0	0	0	0	0	0	0	0
NYJ 10/22	W	1/1	2	0	2	0.5	5.0	0	0	0	0	0	0	0	0
at Bal 10/26	L	1/1	5	3	2	0.0	0.0	0	0	0	0	0	0	0	0
Oak 11/5	L	1/1	1	1	0	1.0	5.0	0	0	0	0	0	0	1	0
at Car 11/13	L	1/1	3	0	3	0.0	0.0	0	0	0	0	0	0	0	0
TB 11/19	L	1/1	3	0	3	0.0	0.0	0	0	0	0	0	0	0	0
at NE 11/26	L	1/1	1	1	0	0.0	0.0	0	0	0	0	0	0	1	0
Den 12/3	W	1/1	4	4	0	0.0	0.0	0	0	0	0	0	0	0	0
NE 12/11	W	1/1	3	2	1	1.0	2.0	0	0	0	0	0	0	1	0
at Buf 12/17	L	1/1	7	6	1	0.0	0.0	0	0	0	0	0	0	0	0
at KC 12/24	L	1/1	2	0	2	0.0	0.0	0	0	0	0	0	0	0	0
Buf 12/31	L	1/1	1	0	1	0.0	0.0	0	0	0	0	0	0	0	0
Totals	6-10	16/16	48	29	19	4.5	17.0	0	0	0	0	0	2	2	0

NDAMUKONG SUH GAME-BY-GAME CONT.



2016 Miami Dolphins

Game	W/L	P/S	T	S	A	Sk	Yds	Int	Yds	Lg	TD	PD	FF	FR	Yds
at Sea 9/11	L	1/1	4	2	2	1.0	13.0	0	0	0	1	0	0	0	0
at NE 9/18	L	1/1	12	4	8	0.0	0.0	0	0	0	0	0	0	0	0
Cle 9/25	W	1/1	6	4	2	1.5	7.5	0	0	0	0	0	0	0	0
at Cin 9/29	L	1/1	5	3	2	0.0	0.0	0	0	0	0	0	0	0	0
Ten 10/9	L	1/1	1	1	0	0.0	0.0	0	0	0	0	0	0	0	0
Pit 10/16	W	1/1	2	1	1	0.0	0.0	0	0	0	0	0	0	0	0
Buf 10/23	W	1/1	2	1	1	1.0	6.0	0	0	0	0	0	0	0	0
NYJ 11/6	W	1/1	5	4	1	1.0	8.0	0	0	0	1	0	0	0	0
at SD 11/13	W	1/1	5	3	2	0.5	3.0	0	0	0	1	0	0	0	0
at LA 11/20	W	1/1	6	3	3	0.0	0.0	0	0	0	1	0	0	0	0
SF 11/27	W	1/1	3	3	0	0.0	0.0	0	0	0	0	0	0	0	0
at Bal 12/4	L	1/1	2	0	2	0.0	0.0	0	0	0	0	0	0	0	0
Ari 12/11	W	1/1	4	2	2	0.0	0.0	0	0	0	0	0	0	0	0
at NYJ 12/17	W	1/1	5	4	1	0.0	0.0	0	0	0	0	0	0	1	0
at Buf 12/24	W	1/1	6	3	3	0.0	0.0	0	0	0	1	0	0	0	0
NE 11/17	L	1/1	4	3	1	0.0	0.0	0	0	0	1	0	0	0	0
Totals	10-6	16/16	72	41	31	5.0	37.5	0	0	0	6	0	0	1	0

2016 Postseason

Game	W/L	P/S	T	S	A	Sk	Yds	Int	Yds	Lg	TD	PD	FF	FR	Yds
at Pit 1/8/17†	L	1/1	4	4	0	1.0	9.0	0	0	0	0	0	0	0	0
Totals	0-1	1/1	4	4	0	1.0	9.0	0	0	0	0	0	0	0	0

† Denotes AFC Wildcard Game

2014 Detroit Lions

Game	W/L	P/S	T	S	A	Sk	Yds	Int	Yds	Lg	TD	PD	FF	FR	Yds
NYG 9/8	W	1/1	3	3	0	0.0	0.0	0	0	0	0	0	0	0	0
at Car 9/14	L	1/1	3	3	0	0.0	0.0	0	0	0	0	0	0	0	0
GB 9/21	W	1/1	2	1	1	1.0	8.0	0	0	0	0	0	0	0	0
at NYJ 9/28	W	1/1	1	1	0	0.0	0.0	0	0	0	0	0	0	0	0
Buf 10/5	L	1/1	5	3	2	0.0	0.0	0	0	0	0	0	0	0	0
at Min 10/12	W	1/1	4	4	0	2.0	3.0	0	0	0	0	0	0	0	0
NO 10/19	W	1/1	2	1	1	0.5	3.5	0	0	0	1	0	0	0	0
at Atl 10/26	W	1/1	3	3	0	0.0	0.0	0	0	0	0	0	0	0	0
Mia 11/9	W	1/1	4	3	1	1.0	10.0	0	0	0	0	0	0	0	0
at Ari 11/16	L	1/1	1	1	0	0.0	0.0	0	0	0	0	1	0	0	0
at NE 11/23	L	1/1	4	4	0	0.0	0.0	0	0	0	0	0	0	0	0
Chi 11/27	W	1/1	0	0	0	0.0	0.0	0	0	0	0	0	0	0	0
TB 12/7	W	1/1	6	5	1	1.0	11.0	0	0	0	0	0	0	0	0
Min 12/14	W	1/1	4	2	2	1.0	8.0	0	0	0	0	0	0	0	0
at Chi 12/21	W	1/1	4	4	0	2.0	11.0	0	0	0	0	0	0	0	0
at GB 12/28	L	1/1	7	6	1	0.0	0.0	0	0	0	0	1	0	0	0
Totals	11-5	16/16	53	44	9	8.5	54.5	0	0	0	0	3	0	0	0

2014 Postseason

Game	W/L	P/S	T	S	A	Sk	Yds	Int	Yds	Lg	TD	PD	FF	FR	Yds
at Dal 1/4/15†	L	1/1	3	3	0	2.0	15.0	0	0	0	0	0	0	0	0
Totals	0-1	1/1	3	3	0	2.0	15.0	0	0	0	0	0	0	0	0

† Denotes NFC Wildcard Game

2012 Detroit Lions

Game	W/L	P/S	T	S	A	Sk	Yds	Int	Yds	Lg	TD	PD	FF	FR	Yds
StL 9/9	W	1/1	2	2	0	1.0	12.0	0	0	0	0	0	0	0	0
at SF 9/16	L	1/1	1	1	0	1.0	12.0	0	0	0	0	0	0	0	0
at Ten 9/23	L	1/1	2	2	0	0.0	0.0	0	0	0	0	0	0	0	0
Min 9/30	L	1/1	2	1	1	0.5	5.0	0	0	0	0	0	0	0	0
at Phi 10/14	W	1/1	2	2	0	0.0	0.0	0	0	0	0	1	0	0	0
at Chi 10/22	L	1/1	1	1	0	1.0	8.0	0	0	0	0	0	0	0	0
Sea 10/28	W	1/1	2	2	0	0.0	0.0	0	0	0	0	0	0	0	0
at Jax 11/4	W	1/1	0	0	0	0.0	0.0	0	0	0	0	0	0	0	0
at Min 11/11	L	1/1	2	2	0	1.0	7.0	0	0	0	0	0	0	0	0
GB 11/18	L	1/1	5	2	3	0.0	0.0	0	0	0	0	0	0	0	0
Hou 11/22	L	1/1	0	0	0	0.0	0.0	0	0	0	0	0	0	0	0
Ind12/2	L	1/1	6	5	1	1.0	7.0	0	0	0	0	1	0	0	0
at GB 12/9	L	1/1	1	0	1	0.0	0.0	0	0	0	0	0	0	0	0
at Ari 12/16	L	1/1	3	2	1	1.0	7.0	0	0	0	0	0	0	0	0
Atl 12/22	L	1/1	4	1	3	0.5	4.0	0	0	0	0	0	0	0	0
Chi 12/30	L	1/1	1	1	0	1.0	5.0	0	0	0	0	0	0	0	0
Totals	4-12	16/16	34	24	10	8.0	67.0	0	0	0	0	2	0	0	0

2010 Detroit Lions

Game	W/L	P/S	T	S	A	Sk	Yds	Int	Yds	Lg	TD	PD	FF	FR	Yds
at Chi 9/12	L	1/1	1	1	0	1.0	1.0	0	0	0	0	0	0	0	0
Phi 9/19	L	1/1	8	6	2	1.0	7.0	0	0	0	0	0	0	0	0
at Min 9/26	L	1/1	4	4	0	0.0	0.0	0	0	0	0	0	0	0	0
at GB 10/3	L	1/1	3	3	0	1.0	5.0	0	0	0	0	0	0	0	0
StL 10/10	W	1/1	3	2	1	0.0	0.0	1	20	20	0	1	0	0	0
at NYG 10/17	L	1/1	3	2	1	1.5	7.5	0	0	0	0	0	0	0	0
Was 10/31	W	1/1	5	4	1	2.0	17.0	0	0	0	0	0	0	1	17
NYJ 11/7	L	1/1	3	3	0	0.0	0.0	0	0	0	0	0	0	0	0
at Buf 11/14	L	1/1	3	1	2	0.0	0.0	0	0	0	0	0	0	0	0
at Dal 11/21	L	1/1	8	5	3	0.5	4.0	0	0	0	0	0	0	0	0
NE 11/25	L	1/1	4	3	1	1.0	3.0	0	0	0	0	0	0	0	0
Chi 12/5	L	1/1	4	3	1	0.0	0.0	0	0	0	0	1	0	0	0
GB 12/12	W	1/1	3	1	2	0.0	0.0	0	0	0	0	0	0	0	0
at TB 12/19	W	1/1	3	2	1	0.0	0.0	0	0	0	0	0	0	0	0
at Mia 12/26	W	1/1	5	5	0	1.0	3.0	0	0	0	0	1	1	0	0
Min 1/2/11	W	1/1	6	4	2	1.0	0.0	0	0	0	0	0	0	0	0
Totals	6-10	16/16	66	49	17	10.0	47.5	1	20	20	0	3	1	1	17

2015 Miami Dolphins

Game	W/L	P/S	T	S	A	Sk	Yds	Int	Yds	Lg	TD	PD	FF	FR	Yds
at Was 9/13	W	1/1	2	1	1	0.0	0.0	0	0	0	0	0	0	0	0
at Jax 9/20	L	1/1	1	1	0	0.0	0.0	0	0	0	0	0	0	0	0
Buf 9/27	L	1/1	4	4	0	0.0	0.0	0	0	0	0	0	0	0	0
NYJ 10/4	L	1/1	3	3	0	0.0	0.0	0	0	0	0	0	0	0	0
at Ten 10/18	W	1/1	1	0	1	0.0	0.0	0	0	0	0	0	0	2	0
Hou 10/29	W	1/1	6	5	1	2.0	15.0	0	0	0	0	0	0	2	0
at NE 10/29	L	1/1	2	0	2	0.0	0.0	0	0	0	0	0	0	0	0
at Buf 11/8	L	1/1	3	1	2	1.0	9.0	0	0	0	0	0	0	0	0
at Phi 11/15	W	1/1	9	7	2	1.0	7.0	0	0	0	0	0	0	0	0
Dal 11/22	L	1/1	7	4	3	0.0	0.0	0	0	0	0	0	0	0	0
at NYJ 11/29	L	1/1	4	1	3	0.0	0.0	0	0	0	0	0	0	0	0
Bal 12/6	W	1/1	4	2	2	0.0	0.0	0	0	0	0	0	0	0	0
NYG 12/14	L	1/1	4	3	1	0.0	0.0	0	0	0	0	0	0	1	0
at SD 12/20	L	1/1	4	4	0	0.5	4.5	0	0	0	0	0	0	0	0
Ind 12/27	L	1/1	3	1	2	1.0	1.0	0	0	0	0	0	0	0	0
NE 1/3/16	W	1/1	4	2	2	0.5	4.5	0	0	0	0	0	0	0	0
Totals	6-10	16/16	61	39	22	6.0	41.0	0	0	0	0	0	0	5	0

2013 Detroit Lions

Game	W/L	P/S	T	S	A	Sk	Yds	Int	
------	-----	-----	---	---	---	----	-----	-----	--



65 JOHN SULLIVAN

Center // Notre Dame // Old Greenwich, Conn.

Ht./Wt.: 6-4/312

NFL Exp.: 11th (2nd Rams)

GP/GS: 153/125, (Playoffs): (5/4)

Birth Date: 8/8/1985

Acquired: FA-2017

TRANSACTIONS: Signed by the Rams as a free agent (4/5/17)... signed by the Washington Redskins as a free agent (9/27/16)... released by the Minnesota Vikings...originally entered the NFL as a sixth round (187th overall) draft pick by the Minnesota Vikings (4/27/08).

PRO: Eleventh-year center is in his second season with the Rams in 2018...has started 125-of-153 games in his career while being named PFWA First-Team All-Pro following the 2012 season...has played in five postseason contests, starting four.

2018 SEASON: **vs. San Francisco (12/30):** Appeared 55 offensive plays...helped protect RB C.J. Anderson to rush for 132 yards...**at Arizona (12/23):** Appeared in 60 offensive plays...helped protect QB Jared Goff to throw for 216 yards and one touchdown...**vs. Philadelphia (12/16):** Appeared in all 76 offensive plays...**at Chicago (12/9):** Appeared in 60 offensive plays...**at Detroit (12/2):** Appeared in all 69 offensive plays...helped RB Todd Gurley II to rush for 132 yards...recorded one tackle on offense...**vs. Kansas City (11/19):** Appeared in all 80 offensive plays...helped guide the offense to put up points on seven offensive drives...**vs. Seattle (11/11):** Appeared in all 65 offensive plays...protected QB Jared Goff to throw for 318 yards and two touchdowns...**at New Orleans (11/4):** Helped the offense earn 483 total yards from scrimmage...**vs. Green Bay (10/28):** Appeared in all 78 offensive plays...helped protect QB Jared Goff to throw for 295 yards and three touchdowns...**at San Francisco (10/21):** Played in 51 offensive snaps...helped the offense gain 331 yards...**at Denver (10/14):** Helped pave the way for RB Todd Gurley II to have a career-high 208 rushing yards...appeared in all 74 offensive snaps...**at Seattle (10/7):** Was part of an offensive line that allowed QB Jared Goff to have his fourth consecutive week with 300-plus passing yards...**vs. Minnesota (9/27):** Played center for all 55 offensive snaps...provided time for QB Jared Goff to throw a career high 465 yards and five touchdowns...**vs. Chargers (9/23):** Appeared in all 77 offensive snaps at center...helped create a path for the Rams to total 171 rushing yards...**vs. Arizona (9/16):** Played in 65 offensive snaps...helped QB Jared Goff throw for 354 yards and one touchdown...**at Oakland (9/10):** Played all 63 offensive snaps. ...protected RB Todd Gurley II to total 147 yards from scrimmage.

2017 SEASON: Started 15 games at center...played a key role on the top-ranked scoring team in the league...all five offensive linemen started 16 games, including the postseason...**vs. Indianapolis (9/10):** Provided time for QB Jared Goff to throw for a career-best 306 yards...**at Jacksonville (10/15):** Made his 100th career start at center...played all 59 offensive snaps...**at Seattle (12/17):** Was a part of an offensive line that allowed RB Todd Gurley II to become the first player to post four touchdowns in a game this season...**at Tennessee Titans (12/24):** Helped pave the way for RB Todd Gurley who tallied 276 yards from scrimmage, the third highest mark in franchise history in a single

game...**Wild Card vs. Atlanta (1/6/18):** Started at center...helped pave the way for RB Todd Gurley II who notched 101 yards rushing on 14 carries.

2016 SEASON: Played in 13 games, started one in his lone season in Washington...helped block for a Washington team that would go on to win the NFC East...**at Philadelphia (12/11):** Started at center...blocked for a Washington offense that would rush for 107 yards and two touchdowns.

2015 SEASON: Placed on injured reserve prior to the season with a back injury.

2014 SEASON: Played 16 games, starting all 16 games for the third-straight season and fourth time in his career...helped pave the way for Vikings RB Matt Asiata to finish third in the league with nine rushing touchdowns...**at St. Louis (9/7):** Blocked for WR Cordarrelle Patterson to rush for 107 yards, the most rushing yards by a receiver in Vikings history...**vs. Atlanta (9/28):** Paved the way for the Vikings to rush for 241 yards as a team with four touchdowns...also saw RB Jerick McKinnon run for 135 yards on 18 carries (7.5 avg.).

2013 SEASON: Started all 16 games for the second year in a row...**at Green Bay (10/24):** Helped to block RB Adrian Peterson's 146-yard rushing effort...**vs. Chicago (12/1):** Part of an offensive line that saw Adrian Peterson rush for a season-high 211 yards...**vs. Philadelphia (12/15):** Prominent part of an offensive line that paved the way for RB Matt Asiata rush for three touchdowns.

2012 SEASON: Started 16-of-16 games for the second time in his career...named PFWA First-Team All-Pro...part of an offensive line that helped RB Adrian Peterson run for 2,097 yards - the second-most in NFL history - en route to winning MVP, the first running back to win the award in six seasons...started at center in the club's Wild Card game at Green Bay...**at Seattle (11/4):** Helped pave the way for Adrian Peterson to rush for 182 yards and two touchdowns...**at Green Bay (12/2):** Part of an offensive line that helped Adrian Peterson tally 210 yards and a touchdown on the ground... **at St. Louis (12/16):** Helped Adrian Peterson rush for a season-high 212 yards.

2011 SEASON: Played in 15 games, starting all 15 at center...helped the Vikings offense rush for 144.9 yards per game, the fourth-highest mark in the NFL...**at Detroit (12/11):** Paved the way for the Vikings to tally 269 yards and a touchdown on the ground.

2010 SEASON: Started all 14 games in which he played...**vs. Buffalo (12/5):** Helped block for Adrian Peterson to run for 107 yards and three touchdowns.

2009 SEASON: Started 16-of-16 games for the first time in his career...part of a Minnesota offense that ranked fifth in the NFL in total offense...paved the way for RB Adrian Peterson to rush for a Vikings-record 18 touchdowns...started at center in the team's Divisional Round win versus Dallas and NFC Championship

Game match-up against New Orleans...**vs. Cleveland (9/13):** Blocked for Adrian Peterson's 180 yard and three rushing touchdown performance...**vs. Detroit (11/15):** Part of an offense line that helped Adrian Peterson rush for 133 yards and two touchdowns...**NFC Championship vs. New Orleans (1/24/10):** Helped block for Adrian Peterson to rush for 122 yards and three touchdowns on the ground.

2008 SEASON: Played in all 16 games as a rookie, playing a prominent role on special teams...played in the club's Wild Card match-up with the Eagles.

COLLEGE: Started 43-of-47 games at Notre Dame...started in the Fiesta Bowl as a sophomore and the Sugar Bowl as a junior...served as a captain his senior year for the Fighting Irish.

PERSONAL: Named Connecticut's Gatorade Player of the Year as a senior at Greenwich High School...played in the U.S. Army All-American Bowl following his senior season in high school...won three state titles as a wrestler...graduated from Notre Dame with a degree in marketing...is married to Ariel and they have one son, John Harris (Harry) Sullivan.

Sullivan's Career Games/Starts:

Year	Teams	GP/GS
2018	Los Angeles Rams	16/16
2017	Los Angeles Rams	15/15
	<i>Postseason</i>	<i>1/1</i>
2016	Washington Redskins	13/1
2014	Minnesota Vikings	16/16
2013	Minnesota Vikings	16/16
2012	Minnesota Vikings	16/16
	<i>Postseason</i>	<i>1/1</i>
2011	Minnesota Vikings	15/15
2010	Minnesota Vikings	14/14
2009	Minnesota Vikings	16/16
	<i>Postseason</i>	<i>2/2</i>
2008	Minnesota Vikings	16/0
	<i>Postseason</i>	<i>1/0</i>
Totals		153/125
	<i>Postseason</i>	<i>5/4</i>

21 AQIB TALIB

Cornerback // Kansas // Richardson, Texas

Ht./Wt.: 6-1/209

NFL Exp.: 11th (1st Rams)

GP/GS: 143/129, (Playoffs): (8/8)

Birth Date: 2/13/1986

Acquired: T(DEN)-2018

TRANSACTIONS: Activated from injured/reserve (11/30/18)... placed on injured/reserve (9/26/18)...traded to the Rams (3/14/18)...signed by Denver as an unrestricted free agent (3/12/14)...traded to New England (11/1/12)...signed by Tampa Bay as a first-round draft choice (20th overall) in the 2008 NFL Draft (7/25/08).

PRO: Pronounced UH-keeb TUH-leeeb...an 11th-year cornerback who appeared in 143 career regular-season games (129 starts) and started eight playoff contests during his first 10 seasons with Tampa Bay (2008-12), New England (2012-13) and Denver (2014-16)...totaled 459 tackles (360 solo), 1.0 sack, 34 interceptions, 118 passes defended, four forced fumbles and three fumble recoveries during his first 10 seasons in the NFL...posted the most interceptions (34) in the NFL among cornerbacks since he entered the league (2008) and is one of two players at his position to be selected to the Pro Bowl from 2014-18...ranks first in the NFL with 10 interceptions returned for touchdowns since becoming a regular starter in 2009 (ranks fourth all-time in NFL history)... named an Associated Press first-team All-Pro selection in 2016 for the first time in his career after recording 43 tackles (32 solo), three interceptions (86 yds., one TD) and 12 passes defended for the Broncos...selected to his second-consecutive Pro Bowl in his first year with the Broncos in 2014 after ranking third in the NFL opponent quarterback rating (72.2) when targeted defensively, according to Pro Football Focus.

2018 SEASON: vs. San Francisco (12/30): Tallied five tackles (three solo)...recovered one fumble and returned it for 47 yards... **at Arizona (12/23):** Totaled two solo tackles...had two passes defended...**vs. Philadelphia (12/16):** Had one interception and returned it for 30 yards...added two solo tackles and one pass defended...**at Chicago (12/9):** Recorded five solo tackles...**at Detroit (12/2):** Appeared in 26 defensive plays in first game since being placed on the injured reserve list in Week 3...**vs. Chargers (9/23):** Had one forced fumble which turned into a scoring drive for the Rams...totaled two solo tackles...left the game in the fourth quarter with an ankle injury...**vs. Arizona (9/16):** Tallied two passes defended...helped the defense shutout the Cardinals...**at Oakland (9/10):** Made his Rams debut...had seven total tackles (four solo).

2017 SEASON: Talib earned his fifth-consecutive Pro Bowl nod, finishing the season with 31 tackles (23 solo), one interception (returned 103 yds. for a TD), seven passes defended and one forced fumble...joined CB Champ Bailey (2004-07) and S John Lynch (2004-07) as the only three players to make the Pro Bowl in each of their first four seasons with the Broncos...one of two NFL cornerbacks to make the Pro Bowl in each of the last five seasons overall (Patrick Peterson, ARI)...**vs. Los Angeles Chargers (9/11):** Posted one solo tackle...**vs. Dallas (9/17):** Recorded a 103-yard interception return, the third-longest such play in NFL history...added three passes defended...moved into sole possession of fourth place in league history with 10 career interceptions returned for a touchdown... **at Buffalo (9/24):** Tallied two solo tackles...posted one pass defended...**vs. Oakland (10/1):** Notched four tackles (three solo)...**vs. New York Giants (10/15):** Saw action on defense...**at Los Angeles Chargers**



(10/22): Posted two solo tackles...added one pass defended... **at Kansas City (10/30):** Recorded three tackles (one solo)... **at Philadelphia (11/5):** Registered two solo stops...**vs. New England (11/12):** Started at CB...**vs. Cincinnati (11/19):** Tallied four solo tackles, one pass defended and one forced fumble... **at Oakland (11/26):** Started...**at Miami (12/3):** Suspended...**vs. New York Jets (12/10):** Assisted on one tackle...**at Indianapolis (12/14):** Recorded five tackles (three solo)... **at Washington (12/24):** Posted five tackles (three solo) and one pass defended... **vs. Kansas City (12/31):** Had one tackle.

2016 SEASON: Talib earned his first career Associated Press All-Pro first-team honor and was named to his fourth consecutive Pro Bowl...finished the season with 43 tackles (32 solo), three interceptions (86 yds., one TD) and 12 passes defended... joined Patrick Peterson and Richard Sherman as the only NFL cornerbacks to make the Pro Bowl in each of the last four years... **vs. Indianapolis (9/18):** Recorded his ninth career interception returned for a touchdown (46 yds.) - his Broncos franchise record fifth interception return touchdown...**at Tampa Bay (10/2):** Intercepted a pair of passes (40 yds.) in his first game playing in the city where he was drafted.

2015 SEASON: Talib became one of four cornerbacks to be selected to the last three Pro Bowls with his third career nod after posting 45 tackles (39 solo), three interceptions (123 yds., two TDs) and 14 passes defended...recorded 14 tackles (13 solo) and six passes defended in Denver's three postseason contests...**vs. Baltimore (9/13):** Intercepted Ravens QB Joe Flacco and returned it 51 yards for his seventh-career pick-six... **at Detroit (9/27):** Blocked an extra point...**at Cleveland (10/18):** Intercepted Browns QB Josh McCown and returned it 63 yards for a touchdown...**vs. Pittsburgh (1/17):** Posted four solo tackles and two passes defended in Denver's AFC Divisional Playoff Game...**vs. New England (1/24):** Tallied five tackles (four solo) and two passes defended in Denver's AFC Championship Game... **vs. Carolina (2/7):** Recorded five solo tackles and two passes defended in Denver's Super Bowl 50 victory.

2014 SEASON: Talib started 15 regular season games and earned his second-consecutive Pro Bowl selection after totaling 63 tackles (54 solo), four interceptions (62 yds.), 17 passes defended, one sack (8 yds.) and one forced fumble...returned two of his interceptions for touchdowns to become the eighth Bronco with multiple interception returns for touchdowns in franchise history (single season)...**at New York Jets (10/12):** Secured the Broncos' win with a 22-yard interception return for a touchdown with 15 seconds remaining in the contest...**at San Diego (12/14):** Named AFC Defensive Player of the Week for his season-high eight tackles, one interception and three passes defended in the team's win, becoming the first NFL cornerback and fourth player in 2014 to reach those marks in a single game...**at Cincinnati (12/22):** Picked off QB Andy Dalton and returned the interception 33 yards for a touchdown on Monday Night Football...**vs. Oakland (12/28):** Recorded his first career sack (8 yds.).

2013 SEASON: Talib started 13 games for the Patriots and earned his first career Pro Bowl selection in addition to being named second-team All-Pro by *The Associated Press*...totaled 44 tackles (35 solo), four interceptions (12 yds.), 14 passes defended, one forced fumble and one fumble recovery in the regular season...added five tackles (three solo) in two postseason starts...combined to make four interceptions in Weeks 2-4 to represent the second three-game interception streak of his career...**vs. New York Jets (9/12):** Matched his career-high with three takeaways (two INTs, one FF)...**at Atlanta (9/29):** Tied a career high with four passes defended.

2012 SEASON: Talib started 9-of-10 games played with Tampa Bay and New England, splitting time between the two clubs after a mid-season trade...tallied 40 tackles (33 solo), two interceptions (59 yds.), 10 passes defended and one fumble recovery on defense...appeared in the season's first four games for the Buccaneers and recorded 21 tackles (20 solo), one interception and seven passes defended...**vs. Carolina (9/9):** Blocked his first career punt in the season opener...traded to New England on Nov. 1 along with a 2013 seventh-round draft pick in exchange for a 2013 fourth-round selection...opened five-of-six regular-season games for the Patriots and registered 19 tackles (13 solo), one interception (59 yds.), two passes defended and one fumble recovery...started both of New England's playoff games and contributed 10 tackles (9 solo) and one pass defended...**vs.**

Indianapolis (11/18): Intercepted Colts QB Andrew Luck and returned it 59 yards for a touchdown in his first game with the Patriots...**vs. Houston (1/13):** Posted a career-best 10 tackles (nine solo) in New England's AFC Divisional Playoff Game.

2011 SEASON: Talib opened all 13 games played for Tampa Bay and totaled 42 tackles (41 solo), two interceptions (55 yds., 2 TDs), 11 passes defended and one forced fumble...**at Tennessee (11/27):** Scored on a 27-yard interception return and forced a fumble...placed on injured reserve (hamstring) on Dec. 19.

2010 SEASON: Talib started all 11 games he appeared in for the Buccaneers and made a career-high six interceptions (91 yds.) to go along with 50 tackles (47 solo) and 11 passes defended...named NFL Alumni Defensive Back of the Year, joining teammate Ronde Barber (2001) as the only players in franchise history to receive the honor...recorded interceptions in his first three games of the season...**at Arizona (10/31):** selected as NFC Defensive Player of the Week after posting two interceptions, including one returned 45 yards for a score...placed on injured reserve (hip) on Dec. 6.

2009 SEASON: Talib started 15 games for Tampa Bay and tallied a personal-best 69 tackles (62 solo), 15 passes defended and one fumble recovery in addition to intercepting five passes.

2008 SEASON: Selected by Tampa Bay in the first round (20th overall) of the 2008 NFL Draft, Talib appeared in 15 games (two starts) as a rookie and contributed 27 tackles (19 solo), four interceptions (32 yds.) and nine passes defended...**vs. Atlanta (9/14):** Recorded his first career interception.

COLLEGE: Talib opened 32-of-34 career games played at the University of Kansas and totaled 162 tackles, 13 interceptions, 43 passes defended, two forced fumbles and two fumble recoveries for the Jayhawks...declared for the NFL Draft following his junior season after being named a consensus first-team All-American and unanimous first-team All-Big 12 Conference selection...named MVP of the 2008 Orange Bowl vs. Virginia Tech (1/3/08) after giving Kansas its first lead with a 60-yard interception returned for a touchdown.

PERSONAL: Talib attended Berkner High School in Richardson, Texas, where he was a first-team all-district and all-city defensive back... Aqib Talib was born on Feb. 13, 1986, in Cleveland, Ohio.

AQIB TALIB NFL STATISTICS



REGULAR SEASON

Year	Team	G/S	Tackles			Sacks	Yards	Interceptions				PD	Fumbles		
			Total	Solo	Asst.			Int.	Yards	Long	TD		FF	FR	Yards
2008	Tampa Bay Bucs	15/2	27	19	8	0.0	0.0	4	32	19	0	9	0	0	0
2009	Tampa Bay Bucs	15/15	69	62	7	0.0	0.0	5	99	32	0	15	0	1	-5
2010	Tampa Bay Bucs	11/11	50	47	3	0.0	0.0	6	91	45t	1	11	0	0	0
2011	Tampa Bay Bucs	13/13	42	41	1	0.0	0.0	2	55	28t	2	11	1	0	0
2012	Bucs/Pats	10/9	40	33	7	0.0	0.0	2	59	59t	1	10	0	1	5
2013	New England Patriots	13/13	44	35	9	0.0	0.0	4	12	14	0	14	1	1	0
2014	Denver Broncos	15/15	63	54	9	1.0	8.0	4	62	33t	2	16	1	0	0
2015	Denver Broncos	15/15	45	39	6	0.0	0.0	3	123	63t	2	13	0	0	0
2016	Denver Broncos	13/13	43	32	11	0.0	0.0	3	86	46t	1	12	0	0	0
2017	Denver Broncos	15/15	31	23	8	0.0	0.0	1	103	103t	1	7	1	0	0
2018	Los Angeles Rams	8/8	23	18	5	0.0	0.0	1	30	30	0	5	1	1	47
Totals		143/129	477	403	74	1.0	8.0	35	752	103t	10	123	5	4	47

POSTSEASON

Year	Team	G/S	Tackles			Sacks	Yards	Interceptions				PD	Fumbles		
			Total	Solo	Asst.			Int.	Yards	Long	TD		FF	FR	Yards
2012	New England Patriots	2/2	10	9	1	0.0	0.0	0	0	0	0	1	0	0	0
2013	New England Patriots	2/2	5	3	2	0.0	0.0	0	0	0	0	0	0	0	0
2014	Denver Broncos	1/1	4	4	0	0.0	0.0	0	0	0	0	1	0	0	0
2015	Denver Broncos	3/3	14	13	1	0.0	0.0	0	0	0	0	6	0	0	0
Totals		8/8	33	29	4	0.0	0.0	0	0	0	0	6	0	0	0

Regular Season Single Game Highs:

Total Tackles – 9, vs. Carolina (11/14/10)
 Sacks – 1.0, vs. Oakland (12/28/14)
 Interceptions – 3, at Washington (10/4/09)
 Passes Defensed – 4, twice, last at Atlanta (9/29/13)

Postseason Single Game Highs:

Total Tackles – 10, vs. Houston (1/13/13, AFC Divisional Round)
 Passes Defensed – 2, three times, last vs. Carolina (2/7/16, Super Bowl 50)
Additional Career Statistics: Blocked punt vs. Carolina (9/9/12)

AQIB TALIB GAME-BY-GAME



2018 Los Angeles Rams

Game	W/L	P/S	T	S	A	Sk	Yds	Int	Yds	Lg	TD	PD	FF	FR	Yds
at Oak 9/10	W	1/1	7	4	3	0.0	0.0	0	0	0	0	0	0	0	0
Ari 9/16	W	1/1	0	0	0	0.0	0.0	0	0	0	0	2	0	0	0
LAC 9/23	W	1/1	2	2	0	0.0	0.0	0	0	0	0	0	1	0	0
Min 9/27	W					Injured Reserve									
at Sea 10/7	W					Injured Reserve									
at Den10/14	W					Injured Reserve									
at SF 10/21	W					Injured Reserve									
GB 10/28	W					Injured Reserve									
at NO 11/4	L					Injured Reserve									
Sea 11/11	W					Injured Reserve									
KC 11/19	W					Injured Reserve									
at Det 12/2	W	1/1	0	0	0	0.0	0.0	0	0	0	0	0	0	0	0
at Chi 12/9	L	1/1	5	5	0	0.0	0.0	0	0	0	0	0	0	0	0
Phi 12/16	L	1/1	2	2	0	0.0	0.0	1	30	30	0	1	0	0	0
at Ari 12/23	W	1/1	2	2	0	0.0	0.0	0	0	0	0	2	0	0	0
SF 12/30	W	1/1	5	3	2	0.0	0.0	0	0	0	0	0	0	1	47
Totals	13-3	8/8	23	18	5	0.0	0.0	1	30	30	0	5	1	1	47

2017 Denver Broncos

Game	W/L	P/S	T	S	A	Sk	Yds	Int	Yds	Lg	TD	PD	FF	FR	Yds
LAC 9/11	W	1/1	1	1	0	0.0	0.0	0	0	0	0	0	0	0	0
Dal 9/17	W	1/1	1	1	0	0.0	0.0	1	103	103t	1	3	0	0	0
at Buf 9/24	L	1/1	2	2	0	0.0	0.0	0	0	0	0	1	0	0	0
Oak 10/1	W	1/1	4	3	1	0.0	0.0	0	0	0	0	0	0	0	0
NYG 10/15	L	1/1	0	0	0	0.0	0.0	0	0	0	0	0	0	0	0
at LAC 10/22	L	1/1	2	2	0	0.0	0.0	0	0	0	0	1	0	0	0
at KC 10/30	L	1/1	3	1	2	0.0	0.0	0	0	0	0	0	0	0	0
at Phi 11/5	L	1/1	2	2	0	0.0	0.0	0	0	0	0	0	0	0	0
NE 11/12	L	1/1	0	0	0	0.0	0.0	0	0	0	0	0	0	0	0
Cin 11/19	L	1/1	4	4	0	0.0	0.0	0	0	0	0	1	1	0	0
at Oak 11/26	L	1/1	0	0	0	0.0	0.0	0	0	0	0	0	0	0	0
at Mia 12/3	L					Reserve/Suspended									
NYJ 12/10	W	1/1	1	0	1	0.0	0.0	0	0	0	0	0	0	0	0
at Ind 12/14	W	1/1	5	3	2	0.0	0.0	0	0	0	0	0	0	0	0
at Was 12/14	L	1/1	5	3	2	0.0	0.0	0	0	0	0	1	0	0	0
KC 12/31	L	1/1	1	1	0	0.0	0.0	0	0	0	0	0	0	0	0
Totals	5-11	15/31	23	8	0.0	0.0	1	103	103t	1	7	1	0	0	0

AQIB TALIB GAME-BY-GAME CONT.



2010 Tampa Bay Buccaneers

Game	W/L	P/S	T	S	A	Sk	Yds	Int	Yds	Lg	TD	PD	FF	FR	Yds	
vs. CLE 9/12	L	0/0														
Reserve/Suspended																
at CAR 9/19	W	1/1	3	3	0	0.0	0.0	1	21	21	0	1	0	0	0	0
vs. PIT 9/26	W	1/1	2	2	0	0.0	0.0	1	0	0	0	1	0	0	0	0
at CIN 10/10	W	1/1	7	7	0	0.0	0.0	1	0	0	0	1	0	0	0	0
vs. NO 10/17	L	1/1	4	4	0	0.0	0.0	0	0	0	0	0	0	0	0	0
vs. StL 10/24	W	1/1	4	4	0	0.0	0.0	0	0	0	0	0	0	0	0	0
at ARI 10/31	L	1/1	7	6	1	0.0	0.0	2	45	45t	1	2	0	0	0	0
at ATL 11/7	L	1/1	6	5	1	0.0	0.0	0	0	0	0	1	0	0	0	0
vs. CAR 11/14	L	1/1	9	8	1	0.0	0.0	0	0	0	0	1	0	0	0	0
at SF 11/21	L	1/1	1	1	0	0.0	0.0	0	0	0	0	1	0	0	0	0
at BAL 11/28	L	1/1	5	5	0	0.0	0.0	1	25	25	0	2	0	0	0	0
vs. ATL 12/5	L	1/1	2	2	0	0.0	0.0	0	0	0	0	1	0	0	0	0
Placed on Injured Reserve																
Totals	4-12	11/11	50	47	3	0.0	0.0	6	91	45t	1	11	0	0	0	0

2009 Tampa Bay Buccaneers

Game	W/L	P/S	T	S	A	Sk	Yds	Int	Yds	Lg	TD	PD	FF	FR	Yds	
vs. Dal 9/13	L	1/1	4	4	0	0.0	0.0	0	0	0	0	2	0	0	0	
at Buf 9/20	L	1/1	6	4	2	0.0	0.0	0	0	0	0	0	0	0	0	
vs. NYG 9/27	L	1/1	4	4	0	0.0	0.0	0	0	0	0	1	0	0	0	
at Was 10/4	L	1/1	5	4	1	0.0	0.0	3	61	32	0	3	0	0	0	
at Phi 10/11	L	1/1	3	3	0	0.0	0.0	0	0	0	0	1	0	0	0	
vs. Car 10/18	L	1/1	3	3	0	0.0	0.0	0	0	0	0	0	0	0	0	
vs. NE 10/25	L	1/1	5	5	0	0.0	0.0	1	23	23	0	1	0	0	0	
vs. GB 11/8	W	1/1	3	3	0	0.0	0.0	1	15	15	0	1	0	0	0	
at Mia 11/15	L	1/1	5	5	0	0.0	0.0	0	0	0	0	0	0	0	0	
vs. NO 11/22	L	1/1	4	3	1	0.0	0.0	0	0	0	0	0	0	0	0	
at Atl 11/29	L	1/1	3	3	0	0.0	0.0	0	0	0	0	1	0	0	0	
at Car 12/6	L	0/0														
Inactive																
vs. NYJ 12/13	L	1/1	4	4	0	0.0	0.0	0	0	0	0	1	0	1	-5	
at Sea 12/20	W	1/1	6	5	1	0.0	0.0	0	0	0	0	0	0	0	0	
at NO 12/27	W	1/1	7	6	1	0.0	0.0	0	0	0	0	1	0	0	0	
vs. Atl 1/3/10	L	1/1	7	6	1	0.0	0.0	0	0	0	0	2	0	0	0	
Totals	3-13	15/15	69	62	7	0.0	0.0	5	99	32	0	15	0	1	-5	

TALIB'S INTERCEPTIONS BY QUARTERBACK

Quarterback	INTs	Quarterback	INT
Jason Campbell	3	Max Hall	1
Matt Ryan	3	Matt Hasselbeck	1
Geno Smith	3	Colin Kaepernick	1
Joe Flacco	2	Carson Palmer	1
Andrew Luck	2	Dak Prescott	1
Jameis Winston	2	Philip Rivers	1
Derek Anderson	1	Aaron Rodgers	1
Charlie Batch	1	Tony Romo	1
Tom Brady	1	Matthew Stafford	1
Jimmy Clausen	1	Alex Smith	1
Andy Dalton	1	Seneca Wallace	1
Jake Delhomme	1		
Nick Foles	1		
Josh Freeman	1		

2008 Tampa Bay Buccaneers

Game	W/L	P/S	T	S	A	Sk	Yds	Int	Yds	Lg	TD	PD	FF	FR	Yds	
at NO 9/7	L	1/0	1	1	0	0.0	0.0	0	0	0	0	0	0	0	0	
vs. Atl 9/14	W	1/0	0	0	0	0.0	0.0	1	2	2	0	1	0	0	0	
at Chi 9/21	W	0/0														
Inactive																
vs. GB 9/28	W	1/0	4	3	1	0.0	0.0	0	0	0	0	0	0	0	0	
at Den 10/5	L	1/0	1	1	0	0.0	0.0	0	0	0	0	0	0	0	0	
vs. Car 10/12	W	1/0	3	2	1	0.0	0.0	1	11	11	0	2	0	0	0	
vs. Sea 10/19	W	1/0	0	0	0	0.0	0.0	1	19	19	0	1	0	0	0	
at Dal 10/26	L	1/0	2	2	0	0.0	0.0	0	0	0	0	1	0	0	0	
at KC 11/2	W	1/1	1	0	1	0.0	0.0	0	0	0	0	1	0	0	0	
vs. Min 11/16	W	1/0	2	2	0	0.0	0.0	0	0	0	0	1	0	0	0	
at Det 11/23	W	1/0	2	1	1	0.0	0.0	0	0	0	0	0	0	0	0	
vs. NO 11/30	W	1/1	5	3	2	0.0	0.0	0	0	0	0	1	0	0	0	
at Car 12/8	L	1/0	2	1	1	0.0	0.0	0	0	0	0	0	0	0	0	
at Atl 12/14	L	1/0	1	1	0	0.0	0.0	1	0	0	0	1	0	0	0	
vs. SD 12/21	L	1/0	1	1	0	0.0	0.0	0	0	0	0	1	0	0	0	
vs. Oak 12/28	L	1/0	2	1	1	0.0	0.0	0	0	0	0	0	0	0	0	
Totals	9-7	15/2	27	19	8	0.0	0.0	4	32	19	0	9	0	0	0	



95 ETHAN WESTBROOKS

Defensive Line // West Texas A&M // Oakland, Calif.

Ht./Wt.: 6-4/287

NFL Exp.: 5th (5th Rams)

GP/GS: 67/11, (Playoffs): (1/1)

Birth Date: 11/15/1990

Acquired: UDFA-2014

TRANSACTIONS: Signed a contract extension with the Rams (9/11/17)...signed to Rams active roster (8/29/14)...signed with the Rams as an undrafted rookie free agent (5/12/14).

PRO: Fifth-year pro has played in 67 games with 11 starts, including the 2017 Wild Card round at nose tackle...collected 124 tackles (67 solo), 5.0 sacks, and one defensive touchdown in his career.

2018 SEASON: **vs. San Francisco (12/30):** Appeared in 18 defensive plays...**at Arizona (12/23):** Appeared in 10 defensive plays and one special teams play...**vs. Philadelphia (12/16):** Had one tackle...**at Chicago (12/9):** Appeared in nine defensive plays...**at Detroit (12/2):** Appeared in 15 defensive plays...**vs. Kansas City (11/19):** Tallied two solo tackles...added one quarterback hit and one pass defended...**vs. Seattle (11/11):** Played in 16 defensive snaps...**at New Orleans (11/4):** Appeared in six defensive plays...**vs. Green Bay (10/28):** Appeared in four defensive plays...**at San Francisco (10/21):** Had one tackle...**at Denver (10/14):** Recorded one tackle...**at Seattle (10/7):** Had one assisted tackle...**vs. Minnesota (9/27):** Played in 12 defensive plays...**vs. Chargers (9/23):** Recorded one sack for a loss of seven yards...**vs. Arizona (9/16):** Appeared in 14 defensive plays...**at Oakland (9/10):** Played in 14 defensive snaps...recorded one tackle.

2017 SEASON: Finished the regular season with 28 tackles (16 solo) and 5.0 sacks...also notched seven TFL and one pass defended...**vs. Indianapolis (9/10):** Recorded three tackles (two solo)...also tallied 1.0 sack...**vs. Washington (9/17):** Logged one solo tackle and one pass defended...**vs. Arizona (10/22):** Tallied two tackles (one solo)...recorded 1.0 sack and one quarterback hit...**vs. Houston (11/12):** Started at defensive tackle...tallied four tackles (two solo)...recorded one tackle for loss...**at Minnesota (11/19):** Tallied three tackles (two solo)...**at Arizona (12/3):** Recorded five tackles (three solo)...also had 1.0 sack...**at Seattle (12/17):** Started at nose tackle...tallied one tackle for loss...**at Tennessee (12/24):** Notched one assisted tackle and one quarterback hit...**Wild Card vs. Atlanta (1/6/18):** Started at nose tackle...tallied three tackles (two solo).

2016 SEASON: Saw action in all 16 games while making two starts at defensive end...posted career-highs in tackles (46), solo tackles (26), assisted tackles (20), passes defended (2), and scored his first touchdown of his career...**at Tampa Bay (9/25):** Recorded his first career touchdown after recovering a fumble 77 yards to the end zone...also racked up five tackles (one solo), and three quarterback pressures...**at Arizona (10/2):** Made his first career start...recorded three tackles (one solo)...pressured the quarterback three times...contributed to a defense that forced five turnovers...**vs. Buffalo (10/9):** Started his second consecutive game at defensive end...sacked quarterback Tyrod Taylor for a five yard loss...marked his first sack of the season, and third of his career...recorded two tackles (one solo), had one pass defended, and pressured the quarterback five times...**vs. New York Giants (10/23):** Registered five tackles (one solo)...recorded two hits on

QB Eli Manning...**vs. Carolina (11/6):** Recorded four tackles (one solo) and one pass defended...**vs. Atlanta (12/11):** Recorded four solo tackles...pressured and hit QB Matt Ryan once.

2015 SEASON: Played in 11 games...notched 30 tackles (17 solo) and 2.0 sacks...**vs. Tampa Bay (12/17):** Saw action on defense and special teams...notched a personal best six tackles (four solo)...**vs. Chicago (11/15):** Made four tackles (one solo)...**at Minnesota (11/8):** Registered two tackles (one solo)...tallied two quarterback pressures and one quarterback hit...**vs. San Francisco (11/1):** Registered a sack for the second consecutive week...also made two tackles and was credited with a quarterback pressure and a quarterback hit...**vs. Cleveland (10/25):** Recorded his first career sack for a loss of eight yards...also made two tackles (one solo) and had two quarterback hits...**at Green Bay (10/11):** Declared inactive...**at Arizona (10/4):** Made three tackles (two solo) and had one quarterback hit...**vs. Pittsburgh (9/27):** Made two solo tackles and had one quarterback pressure...**at Washington (9/20):** Saw action on defense...made three tackles (two solo)...also had one quarterback pressure...**vs. Seattle (9/13):** Saw action at defensive end, recorded three tackles (one solo)...also had one quarterback pressure.

2014 SEASON: Played in six games...**at Tampa Bay (9/14):** Made his NFL debut...saw action on defense and special teams...tallied one assisted tackle...**vs. Dallas (9/21):** Saw action on defense...recorded four tackles (one solo)...**at Philadelphia (10/5):** Saw action at defensive end and on special teams...registered four tackles (three solo)...also had three quarterback pressures and one hit...**vs. Denver (11/16):** Saw action on defense and special teams...made two tackles (one solo) on defense...**at San Diego (11/23):** Saw action on defense and special teams...recorded one assisted tackle.

COLLEGE: Earned first team all-conference honors as he led the team with 19.5 tackles for loss...was second in the conference in tackles for loss and led the team with 10 quarterback hurries...in 2012, was named the Ron Lenz Division II National Defensive Player of the Year as he had 19.5 sacks, coming within one sack of the NCAA Division II record, and as he earned multiple All-America accolades...began collegiate career at Sacramento City College where he earned all-league honors all-conference accolades and all-state in 2011.

PERSONAL: Played at Franklin High School where he earned all-league and all-conference honors...also participated in track and field as he threw the shot put and discus...mother is Trisha Warren...has seven siblings...majored in nursing with a business minor at West Texas A&M...participated in many community events, including the 6th Annual Playground Build at Marygrove, St. Louis Rams Training Academy Youth Camp and the United Way Kickoff for Charity Luncheon...has three children, Karina, Elijah and London.



77 ANDREW WHITWORTH

Tackle // LSU // Monroe, La.

Ht./Wt.: 6-7/330

NFL Exp.: 13th (2nd Rams)

GP/GS: 199/195, (Playoffs): (7/7)

Birth Date: 12/12/1981

Acquired: FA-2017

TRANSACTIONS: Signed with Rams as a free agent (3/9/17)... signed contract extension with Bengals (9/23/15)... signed contract extension with Bengals (8/31/11)... signed contract extension with Bengals (7/27/08)... signed with Bengals (7/29/06)... selected by Cincinnati in the second round of 2006 NFL Draft (55th overall)... and named to the PFWA All-NFL Team in 2017.

PRO: Thirteen-year pro has competed in 199 games with 195 starts... four-time NFL Pro Bowler (2013, 2016, 2017, 2018)... named to the Associated Press All-Pro team in 2015... recorded three seasons with allowing only 1.0 sack or less (2007, 2014, 2016)... registered eight seasons (2006-2007, 2009, 2011-2015) in which his pass blocking has produced a 1,000 yard receiver (T.Houshmandzadeh: 2006 & 2007; C.Johnson: 2006, 2007, 2009; A.Green: 2011 & 2013, B. Green-Ellis: 2012; J. Hill: 2014)... registered five seasons in which he blocked for three different 1,000-yard rushers (R.Johnson: 2006, C.Benson: 2009-2011, B.Green-Ellis: 2012, T. Gurley: 2017)... has recorded wins against all NFL teams with the exception of the Cincinnati Bengals, where he spent the first 11 years of his pro career.

2018 SEASON: vs. San Francisco (12/30): Appeared in 26 offensive plays before exiting the game due to an injury in the second quarter... **at Arizona (12/23):** Appeared in 60 offensive plays... helped protect QB Jared Goff to rush for one touchdown... **vs. Philadelphia (12/16):** Appeared in all 76 offensive plays... **at Chicago (12/9):** Appeared in all 63 offensive plays... **at Detroit (12/2):** Appeared in all 69 offensive plays... protected RB Todd Gurley II to rush for two touchdowns... **vs. Kansas City (11/19):** Appeared in all 80 offensive plays... helped protect QB Jared Goff to throw for over 400 yards... **vs. Seattle (11/11):** Appeared in all 65 offensive plays... helped guide the offense to gain 456 total yards and four touchdowns... **at New Orleans (11/4):** Provided enough time for QB Jared Goff to throw for 391 yards... **vs. Green Bay (10/28):** Appeared in all 78 offensive plays... guided the offense to gain 416 total yards... **at San Francisco (10/21):** Helped RB Todd Gurley II total three touchdowns and reach his 10th consecutive game with a touchdown... **at Denver (10/14):** Helped the offense gain 444 total yards... **at Seattle (10/7):** Played in all 66 offensive snaps... helped protect QB Jared Goff to throw for 321 yards... **vs. Minnesota (9/27):** Started at left tackle for all 55 offensive snaps... contributed to an offensive line that helped gain 556 total offensive yards... **vs. Chargers (9/23):** Appeared in 74 offensive snaps... had one offensive tackle... helped the offense gain over 500 total yards... **vs. Arizona (9/16):** Played in all 72 offensive snaps... protected QB Jared Goff to complete 24 passes for 354 yards... **at Oakland (9/10):** Played all 63 offensive snaps... helped open up rushing lanes for RB Todd Gurley II to rush for 108 yards.

2017 SEASON: Key part of the offensive line that helped the offense post 51 touchdowns... all five offensive linemen started 16 games, including the postseason... named Pro Bowl alternate... **at San Francisco (9/21):** Played all 67 offensive snaps, and paved the way for RB Todd Gurley who scored three total touchdowns... **at Dallas (10/1):** Played all 69 offensive snaps... helped give QB Jared Goff time in the pocket to throw for 255 yards and two touchdowns... **at New York Giants (11/5):** Goff had zero hits or sacks and threw for 311 yards and four touchdowns... **at Seattle (12/17):** Was a part of an offensive line unit that allowed RB Todd Gurley II to amass 180 yards from scrimmage and four



touchdowns... **at Tennessee (12/24):** Helped pave the way for RB Todd Gurley who tallied 118 yards rushing and 158 receiving yards... **Wild Card vs. Atlanta (1/6/18):** Started at left tackle... helped pave the way for RB Todd Gurley II who notched 101 yards rushing on 14 carries.

2016 SEASON: Started all 16 regular season games at left tackle... earned a Pro Bowl nod for the second-consecutive season, third time in his career... **at New York Jets (9/11):** Contributed to an offensive line unit that helped QB Andy Dalton throw for 366 yards... **at Pittsburgh (9/18):** Blocked the blindside of QB Andy Dalton to produce 366 yards through the air... **vs. Denver (9/25):** Blocked for a rushing attack that totaled 143 net yards... **vs. Miami (9/29):** Helped the offense control possession for 38:02.

2015 SEASON: Started at left tackle in all 16 regular season games, including one playoff start in an AFC Wild Card match-up versus Pittsburgh... received Pro Bowl honors for the second time in his career... named to the All-Pro team by the *Associated Press*... **vs. San Diego (9/20):** Recorded second-straight game without allowing a sack... paved the way for an offensive unit to produce a 175-yard rushing output... **vs. Kansas City (10/4):** Contributed to an offensive line that allowed no sacks... helped guide Bengals to their first game in franchise history with more than 300 net passing yards (321) and four rushing touchdowns... **vs. Seattle (10/11):** Helped lead the rally from a 24-7 fourth-quarter deficit as Bengals became first team since Week 15 of the 2010 season to win after trailing by 17 or more in the final period.

2014 SEASON: Started 16 games at left tackle, including an AFC Wild Card playoff contest at Indianapolis... named first-team All-Pro by Peter King's *Monday Morning QB* and second-team All-Pro by *The Associated Press*... part of the protection that allowed no sacks in the first three games of the season, for first time in franchise history... helped lead a pass protection unit that helped the Bengals rank third in NFL in fewest sacks allowed (23) and least sack yardage allowed (130)... supported a rushing attack that ranked sixth in the league with 134.2 yards per game... **vs. Baltimore (10/26):** Helped power the way for three 1-yard touchdown runs in goal line situations, including the game-winning touchdown by QB Andy Dalton on fourth-and-1 play late in fourth quarter... **at Cleveland (12/14):** Contributed to an offense that powered 244 rushing yards, the highest rushing yardage total for the Bengals since Nov. 28, 2004 vs. Cleveland (253 yards)... **vs. Denver (12/22):** Paved the way for the offense to produce 207 rushing yards in a playoff-clinching win.

2013 SEASON: Started all 14 regular season games he appeared in, starting at left tackle and left guard positions, including the Wild Card playoff match-up against San Diego... **vs. New York Jets (10/27):** Contributed to pass protection that allowed only

one sack, as QB Andy Dalton threw a career-best five touchdown passes...**vs. San Diego (1/5/14):** Aided a 439-yard offensive output in the AFC Wild Card playoffs.

2012 SEASON: Selected to the Pro Bowl for the first time in his career...helped RB BenJarvus Green-Ellis post an NFL-leading 14 conversions on third-and-1 rushing plays, with only one failure to convert...part of the run-blocking effort for Green-Ellis to gain at least 100 yards four times in a five-game stretch, only second instance of a Bengals back getting four 100-yarders in five games.**2011 SEASON:** Started at left tackle in every regular season game, and the AFC Wild Card playoff contest at Houston.

2010 SEASON: Started all 16 games at the left tackle position...helped Cincinnati's offense rank second in the AFC and sixth in the NFL in fewest sacks allowed per passing attempt (one every 22.07 passing attempts).

2009 SEASON: Voted by teammates as a team captain...guided team to a single-season record of eight games with a 100-yard rusher, including an individual club mark of six by RB Cedric Benson...**at Baltimore (10/11):** Assisted RB Cedric Benson (27-for-120) to become first player in 40 games to rush for 100 yards against Baltimore...**vs. Chicago (10/25):** Paved the way for RB Cedric Benson's career-high 189 rushing yard output, while also aiding a sack-free performance up front...**vs. New York Jets (1/9/10):** Guided RB Cedric Benson to a Bengals postseason-record 169 rushing yards in an AFC Wild Card playoff game.

2008 SEASON: Started the first 10 games at left guard, but suffered a season-ending ankle injury in Week 11 vs. Philadelphia.

2007 SEASON: Started all 16 games of the regular season at both left tackle and left guard...played on 1,041-of-1,047 offensive team snaps (99.4 percent) as Bengals set club record for fewest sacks allowed (17).

2006 SEASON: Veterans' injuries opened the door for the rookie to make 12 starts among his 16 games played...made 10-of-12 starts at left tackle...**vs. Cleveland (9/17):** Earned first professional start in his second career game, opening at left guard.

COLLEGE: A pillar of the LSU offensive line from 2002-05, Whitworth never missed a game or a practice due to injury...closed career with the second-most starts (52) in NCAA Division I...played primarily left tackle and was credited with no sacks allowed as a senior, and only one as a junior...earned All-SEC first-team honors as both a junior and senior, including a consensus nod as a senior...started every game as a sophomore in 2003 as LSU won the BCS national championship with a 13-1 mark...spent five years at LSU, including 2001 redshirt.

PERSONAL: Hometown is West Monroe, La...led West Monroe High School to three Class 5A state football titles, as a freshman, sophomore and senior...graduated from LSU in December 2005 with degree in general studies...former junior tennis champion in Louisiana, and is also an excellent golfer...a Bengals leader in community service, working through his BigWhit 77 Foundation...hosts a fund-raising golf tournament in Louisiana, and enjoys serving as a motivational speaker to youth groups, and is known for having personally reached out to families in need... married to his wife Melissa, with four children (twins Sarah and Drew, Michael, and Katherine).

Whitworth's Career Games/Starts:

Year	Teams	GP/GS
2018	Los Angeles Rams	16/16
2017	Los Angeles Rams	15/15
	<i>Postseason</i>	<i>1/1</i>
2016	Cincinnati Bengals	16/16
2015	Cincinnati Bengals	16/16
	<i>Postseason</i>	<i>1/1</i>
2014	Cincinnati Bengals	16/16
	<i>Postseason</i>	<i>1/1</i>
2013	Cincinnati Bengals	14/14
	<i>Postseason</i>	<i>1/1</i>
2012	Cincinnati Bengals	16/16
	<i>Postseason</i>	<i>1/1</i>
2011	Cincinnati Bengals	16/16
	<i>Postseason</i>	<i>1/1</i>
2010	Cincinnati Bengals	16/16
2009	Cincinnati Bengals	16/16
	<i>Postseason</i>	<i>1/1</i>
2008	Cincinnati Bengals	10/10
2007	Cincinnati Bengals	16/16
2006	Cincinnati Bengals	16/12
Totals		199/195
	<i>Postseason</i>	<i>7/7</i>



52 RAMIK WILSON

Linebacker // Georgia // Tampa, Fla.

Ht./Wt.: 6-2/238

NFL Exp.: 4th (1st Rams)

GP/GS: 46/21, (Playoffs): (2/1)

Birth Date: 8/19/1992

Acquired: FA-2018

TRANSACTIONS: Joined the Rams as an unrestricted free agent (3/22/18)...declared a free agent (3/14/18)...added to Kansas City Active Roster (10/18/16)...signed to Kansas City Practice Squad (9/6/16)...released by Kansas City (9/4/16)...signed by Kansas City as a fourth-round draft choice, 118th overall (5/11/15).

PRO: Pronounced ra-MEEK...fourth-year pro has played in 46 regular season games with 21 starts in three-plus seasons with the Chiefs and his first season with the Rams...totaled 142 tackles, nine tackles for loss, four fumble recoveries, forced one fumble and intercepted one pass with a six-yard return.

2018 SEASON: **vs. San Francisco (12/30):** Recorded one tackle...had one pass defended...**at Arizona (12/23):** Totaled three solo tackles...**vs. Philadelphia (12/16):** Appeared in one defensive play and 19 special teams plays...recorded one tackle on defense...**at Chicago (12/9):** Appeared in 13 special teams plays...**at Detroit (12/2):** Appeared in 20 special teams plays...**vs. Kansas City (11/19):** Appeared in 26 defensive plays...**vs. Seattle (11/11):** Recorded one special teams tackle...**vs. New Orleans (11/4):** Played in 16 special teams plays...**vs. Green Bay (10/28):** Forced and recovered a fumble on special teams to give the ball back to the Rams' offense to secure the win...recorded two special teams tackles... **at San Francisco (10/21):** Totaled two solo tackles...**at Denver (10/14):** Appeared in 14 special teams plays...**at Seattle (10/7):** Recorded one special teams tackle...**vs. Minnesota (9/27):** Totaled seven solo tackles with two tackles for loss...**vs. Chargers (9/23):** Totaled nine tackles (six solo)...had one tackle for loss and one pass defended...**vs. Arizona (9/16):** Started at linebacker...tallied four total tackles (three solo)...**at Oakland (9/10):** Started at linebacker...recorded four total tackles (one solo).

2017 SEASON: Played in eight games with four starts...totaled 15 tackles (14 solo) on the season with three tackles for loss... recovered one fumble and returned it 11 yards...**vs. Philadelphia (9/17):** Started...registered four tackles (four solo)...posted two tackles for loss...**at Los Angeles Chargers (9/24):** Started... recorded three tackles (three solo) and one tackle for loss...

at Denver (12/31): Posted a season-high eight tackles (seven solo)...returned one fumble 11 yards.

2016 SEASON: Signed to the Chiefs active roster from practice squad on 10/18...started remaining 11 contests of season... recorded 76 tackles (61 solo)...tallied three passes defended... forced one fumble, recovered two fumbles...**vs. New Orleans (10/23):** Earned first start of the season...posted eight tackles (three solo)...**at Indianapolis (10/30):** Posted three tackles (two solo)... recovered one fumble for no yards...**vs. Jacksonville (11/6):** Recorded five tackles (five solo)...posted on tackle for loss...snared first-career interception and returned it six yards...**at Carolina (11/13):** Posted five tackles (three solo)...**vs. Tampa Bay (11/20):** Tallied eight tackles (seven solo)...added on tackle for loss...**at Denver (11/27):** Registered five tackles (two solo)...**at Atlanta (12/4):** Recorded eight solo tackles...**vs. Oakland (12/8):** Recorded eight tackles (six solo)...tallied one pass defended...**vs. Tennessee (12/18):** Added seven tackles, all solo...recovered one fumble for no yards...**vs. Denver (12/25):** Totaled six tackles (five solo)...**at San Diego (1/1/17):** Posted a career-best 13 tackles (11 solo)... added one tackle for a two-yard loss...added one pass defended...**vs. Pittsburgh (1/15):** Started Divisional Round game...tallied 15 tackles (eight solo)...added one tackle for a three-yard loss.

2015 SEASON: Played in 10 games with two starts...totaled 20 tackles (13 solo)...recovered one fumble...**at Cincinnati (10/4):** Made his first NFL tackle...finished game with eight tackles (four solo)...**vs. Chicago (10/11):** Earned first-career start...tallied four tackles (two solo)...recovered one fumble for no yards...**at Minnesota (10/18):** Started...tallied eight tackles (seven solo).

COLLEGE: Played in 44 games (25 starts) at Georgia...recorded 253 tackles (138 solo), including 6.0 sacks, 19 tackles for loss, two forced fumbles, one fumble recovery, four passes defended and 13 QB pressures... Majored in communication studies.

PERSONAL: Two-way starter at Thomas Jefferson High School (Tampa, Fla.) as an inside linebacker on defense, a tight end on offense and served as the team's punter.

RAMIK WILSON NFL STATISTICS



REGULAR SEASON

Year	Team	G/S	Tackles			Sacks	Yards	Interceptions				PD	Fumbles		
			Total	Solo	Asst.			Int.	Yards	Long	TD		FF	FR	Yards
2015	Kansas City Chiefs	11/2	20	13	7	0.0	0.0	0	0	0	0	0	0	1	0
2016	Kansas City Chiefs	11/11	76	61	15	0.0	0.0	1	6	6	0	3	1	2	0
2017	Kansas City Chiefs	8/4	15	14	1	0.0	0.0	0	0	0	0	0	0	1	11
2018	Los Angeles Rams	16/4	31	22	9	0.0	0.0	0	0	0	0	2	0	0	0
Totals		46/21	142	110	32	0.0	0.0	1	6	6	0	5	1	4	11

POSTSEASON

Year	Team	G/S	Tackles			Sacks	Yards	Interceptions				PD	Fumbles		
			Total	Solo	Asst.			Int.	Yards	Long	TD		FF	FR	Yards
2015	Kansas City Chiefs	1/0	0	0	0	0.0	0.0	0	0	0	0	0	0	0	0
2016	Kansas City Chiefs	1/1	15	8	7	0.0	0.0	0	0	0	0	0	0	0	0
2017	Kansas City Chiefs	0/0	0	0	0	0.0	0.0	0	0	0	0	0	0	0	0
Totals		2/1	15	8	7	0.0	0.0	0	0	0	0	0	0	0	0

Regular Season Single Game Highs:

Total Tackles – 13, at Los Angeles Chargers (1/1/17)
 Tackles For Loss – 2, two times, last vs. Minnesota Vikings (9/27/18)
 Interceptions – 1, vs. Jacksonville Jaguars (11/6/16)
 Passes Defensed – 1, four times, last vs. Los Angeles Chargers (9/23/18)

Postseason Single Game Highs:

Total Tackles – 15, vs. Pittsburgh (1/15/17)
 Tackles For Loss – 1, vs. Pittsburgh (1/15/17)

Additional Career Statistics: Special teams tackles: Rams: 2018 (4). Forced and recovered fumble on kickoff return vs. Green Bay (10/28/18)

RAMIK WILSON GAME-BY-GAME



2018 Los Angeles Rams

Game	W/L	P/S	T	S	A	Sk	Yds	Int	Yds	Lg	TD	PD	FF	FR	Yds
at Oak 9/10	W	1/1	4	1	3	0.0	0.0	0	0	0	0	0	0	0	0
Ari 9/16	W	1/1	4	3	1	0.0	0.0	0	0	0	0	0	0	0	0
LAC 9/23	W	1/1	9	6	3	0.0	0.0	0	0	0	0	1	0	0	0
Min 9/27	W	1/1	7	7	0	0.0	0.0	0	0	0	0	0	0	0	0
at Sea 10/7	W	1/0	0	0	0	0.0	0.0	0	0	0	0	0	0	0	0
at Den10/14	W	1/0	0	0	0	0.0	0.0	0	0	0	0	0	0	0	0
at SF 10/21	W	1/0	2	2	0	0.0	0.0	0	0	0	0	0	0	0	0
GB 10/28	W	1/0	0	0	0	0.0	0.0	0	0	0	0	0	0	0	0
at NO 11/4	L	1/0	0	0	0	0.0	0.0	0	0	0	0	0	0	0	0
Sea 11/11	W	1/0	0	0	0	0.0	0.0	0	0	0	0	0	0	0	0
KC 11/19	W	1/0	0	0	0	0.0	0.0	0	0	0	0	0	0	0	0
at Det 12/2	W	1/0	0	0	0	0.0	0.0	0	0	0	0	0	0	0	0
at Chi 12/9	L	1/0	0	0	0	0.0	0.0	0	0	0	0	0	0	0	0
Phi 12/16	L	1/0	1	0	1	0.0	0.0	0	0	0	0	0	0	0	0
at Ari 12/23	W	1/0	3	3	0	0.0	0.0	0	0	0	0	0	0	0	0
SF 12/30	W	1/0	1	0	1	0.0	0.0	0	0	0	0	1	0	0	0
Totals	13-3	16/4	31	22	9	0.0	0.0	0	0	0	0	2	0	0	0

2017 Kansas City Chiefs

Game	W/L	P/S	T	S	A	Sk	Yds	Int	Yds	Lg	TD	PD	FF	FR	Yds
at NE 9/7	W	1/1	0	0	0	0.0	0.0	0	0	0	0	0	0	0	0
Phi 9/17	W	1/1	4	4	0	0.0	0.0	0	0	0	0	0	0	0	0
at LAC 9/24	W	1/1	3	3	0	0.0	0.0	0	0	0	0	0	0	0	0
Was 10/2	W	1/0	0	0	0	0.0	0.0	0	0	0	0	0	0	0	0
at Hou 10/8	W	0/0									Inactive				
Pit 10/15	L	0/0									Inactive				
at Oak 10/19	L	0/0									Inactive				
Den 10/30	W	0/0									Inactive				
at Dal 11/5	L	0/0									Inactive				
at NYG 11/19	L	1/0	0	0	0	0.0	0.0	0	0	0	0	0	0	0	0
Buf 11/26	L	1/0	0	0	0	0.0	0.0	0	0	0	0	0	0	0	0
at NYJ 12/3	L	1/0	0	0	0	0.0	0.0	0	0	0	0	0	0	0	0
Oak 12/10	W	0/0									Inactive				
LAC 12/16	W	0/0									Inactive				
Mia 12/27	W	0/0									Inactive				
at Den 12/31	W	1/1	8	7	1	0.0	0.0	0	0	0	0	0	0	0	11
Totals	10-6	8/4	15	14	1	0.0	0.0	0	0	0	0	0	0	0	11

2016 Kansas City Chiefs

Game	W/L	P/S	T	S	A	Sk	Yds	Int	Yds	Lg	TD	PD	FF	FR	Yds
SD 9/11	W	0/0									Practice Squad				
at Hou 9/18	L	0/0									Practice Squad				
NYJ 9/25	W	0/0									Practice Squad				
at Pit 10/2	L	0/0									Practice Squad				
at Oak 10/16	W	0/0									Practice Squad				
NO 10/23	W	1/1	8	5	3	0.0	0.0	0	0	0	0	0	0	0	0
at Ind 10/30	W	1/1	3	2	1	0.0	0.0	0	0	0	0	0	0	1	0
Jax 11/6	W	1/1	5	5	0	0.0	0.0	1	6	6	0	1	1	0	0
at Car 11/13	W	1/1	5	3	2	0.0	0.0	0	0	0	0	0	0	0	0
TB 11/20	L	1/1	8	7	1	0.0	0.0	0	0	0	0	0	0	0	0
at Den 11/27	W	1/1	5	2	3	0.0	0.0	0	0	0	0	0	0	0	0
at Atl 12/4	W	1/1	8	8	0	0.0	0.0	0	0	0	0	0	0	0	0
Oak 12/8	W	1/1	8	6	2	0.0	0.0	0	0	0	0	1	0	0	0
Ten 12/18	L	1/1	7	7	0	0.0	0.0	0	0	0	0	0	0	1	0
Den 12/25	W	1/1	6	5	1	0.0	0.0	0	0	0	0	0	0	0	0
at SD 1/1/17	W	1/1	13	11	2	0.0	0.0	0	0	0	0	1	0	0	0
Totals	12-4	11/11	76	61	15	0.0	0.0	1	6	6	0	3	1	2	0

2016 Postseason

Game	W/L	P/S	T	S	A	Sk	Yds	Int	Yds	Lg	TD	PD	FF	FR	Yds
vs. Pit 1/8/17†	L	1/1	15	8	7	0.0	0.0	0	0	0	0	0	0	0	0
Totals	0-1	1/1	15	8	7	0.0	0.0	0	0	0	0	0	0	0	0

† Denotes AFC Divisional Round Game

2015 Kansas City Chiefs

Game	W/L	P/S	T	S	A	Sk	Yds	Int	Yds	Lg	TD	PD	FF	FR	Yds
at Hou 9/13	W	1/0	0	0	0	0.0	0.0	0	0	0	0	0	0	0	0
Den 9/17	L	1/0	0	0	0	0.0	0.0	0	0	0	0	0	0	0	0
at GB 9/28	L	1/0	0	0	0	0.0	0.0	0	0	0	0	0	0	0	0
at Cin 10/4	L	1/0	8	4	4	0.0	0.0	0	0	0	0	0	0	0	0
Chi 10/11	L	1/1	4	2	2	0.0	0.0	0	0	0	0	0	0	0	1
at Min 10/18	L	1/1	8	7	1	0.0	0.0	0	0	0	0	0	0	0	0
Pit 10/25	W	0/0									Inactive				
Det 11/1	W	0/0									Inactive				
at Den 11/15	W	0/0									Inactive				
at SD 11/22	W	0/0									Inactive				
Buf 11/29	W	0/0									Did Not Play				
at Oak 12/6	W	0/0									Inactive				
SD 12/13	W	1/0	0	0	0	0.0	0.0	0	0	0	0	0	0	0	0
at Bal 12/20	W	1/0	0	0	0	0.0	0.0	0	0	0	0	0	0	0	0
Cle 12/27	W	1/0	0	0	0	0.0	0.0	0	0	0	0	0	0	0	0
Oak 1/3/16	W	1/0	0	0	0	0.0	0.0	0	0	0	0	0	0	0	0
Totals	11-5	10/2	13	7	0.0	0.0	0	0	0	0	0	0	0	0	1

2015 Postseason

Game	W/L	P/S	T	S	A	Sk	Yds	Int	Yds	Lg	TD	PD	FF	FR	Yds
at Hou 1/9/16†	W	1/0	0	0	0	0.0	0.0	0	0	0	0	0	0	0	0
at NE 1/16/16*	L	0/0									Inactive				
Totals	0-1	1/0	0	0	0	0.0	0.0	0	0	0	0	0	0	0	0

† Denotes AFC Wild Card Game, * Denotes AFC Divisional Round Game



17 ROBERT WOODS

Wide Receiver // USC // Gardena, Calif.

Ht./Wt.: 6-0/195

NFL Exp.: 6th (2nd Rams)

GP/GS: 85/75, (Playoffs): (1/1)

Birth Date: 4/10/1992

Acquired: FA-2017

TRANSACTIONS: Signed by the Rams as a free agent (3/9/17)... selected by the Buffalo Bills in the second round (41st overall) of the 2013 NFL Draft (4/26/13).

PRO: Sixth-year wide receiver enters his second season with the Rams in 2018 after signing as a free agent prior to the 2017 season...hauled in the third-longest reception in franchise history, a 94-yard touchdown reception from QB Jared Goff vs. Houston (11/12/17)...has played in 85 career games with 75 starts and one postseason start.

2018 SEASON: vs. San Francisco (12/30): Had two receptions for 24 yards...rushed the ball once for one yard...**at Arizona (12/23):** Led the team in receptions (six) and reception yards (89) with a long of 39 yards, which was a touchdown...rushed the ball twice for 15 yards and one touchdown...marked his first rushing touchdown of his career...**vs. Philadelphia (12/16):** Tallied seven receptions for 74 yards...rushed the ball once for 19 yards...recorded one offensive tackle...**at Chicago (12/9):** Led the team in receptions (seven) and receiving yards (61)... eclipsed 1,000 total receiving yards, a new career best...**at Detroit (12/2):** Led the team in receptions (five) and reception yards (67)...had an eight-yard touchdown reception...rushed the ball twice for 11 yards...played one snap on special teams...**vs. Kansas City (11/19):** Caught four passes for 72 yards and one touchdown...**vs. Seattle (11/11):** Tallied four receptions for 89 yards...set a single-season career high in reception yards (832)...rushed the ball three times for 17 yards...**vs. New Orleans (11/4):** Had five receptions for 71 yards with a long of 19...rushed the ball twice for four yards...added one tackle...**vs. Green Bay (10/28):** Caught five passes for 70 yards...**at San Francisco (10/21):** Recorded his 300th career reception...led the team in receptions (five) and receiving yards (78) with a long of 32 yards...recorded one rush for six yards...**at Denver (10/14):** Led the team in receptions (seven) and receiving yards (109)... rushed the ball once for 12 yards...**at Seattle (10/7):** Recorded five receptions for a team-leading 92 yards...tallied a career-long 56-yard rush...rushed twice for 53 yards...**vs. Minnesota (9/27):** Caught all five targets for 101 yards and one touchdown...had his longest reception of the season (36 yards)...**vs. Chargers (9/23):** Played in 74 offensive plays...led the team in receptions (10) and receiving yards (104) and touchdowns (two)...marked his first 100-plus yard game of the season, sixth career...also his third career multi-touchdown game...tied two career bests with 10 receptions and two touchdowns...had 13 rushing yards...**vs. Arizona (9/16):** Started at wide receiver...notched six receptions for 81 yards with a long 21-yard reception...**at Oakland (9/10):** Started at wide receiver...hauled in three receptions for 39 yards with a long 19-yard reception.

2017 SEASON: Finished the regular season with a career-high in receiving yards (781) on 56 catches...tallied five touchdowns...**at Seattle (12/17):** Started at wide receiver...hauled in a 1-yard touchdown pass...**at San Francisco (9/21):** Started at wide receiver...hauled in six receptions for 108 yards with a long 31-yard reception...marked his fourth 100-plus yard receiving game of his career...**at New York Giants (11/5):** Started at wide receiver...hauled in two touchdowns on 70 yards receiving... notched his first multi-touchdown game of his career...converted a third-and-33 with a 52-yard reception for a TD, only the third, third-

and-30+ conversion since 1991...**vs. Houston (11/12):** Started at wide receiver...had a career day with eight receptions for 171 yards and two touchdowns... hauled in the third-longest reception in franchise history, a 94-yard touchdown reception from QB Jared Goff...**Wild Card vs. Atlanta (1/6/18):** Started at wide receiver... registered his third 100-plus receiving yard game this season and sixth game of his career... led the team in receptions (nine) and receiving yards (142)...his 142 receiving yards are the fourth-highest output in a single postseason game in Rams history.

2016 SEASON: Played in 13 games, started 10...led the Bills with 613 receiving yards...finished second on the team with 51 receptions...**at New England (10/2):** Hauled in seven receptions for 89 yards...**vs. San Francisco (10/16):** Caught five passes for 44 yards and a touchdown...**at Seattle (11/7):** Notched a career-high 10 receptions for 162 yards.

2015 SEASON: Played in 14 games, started nine...ended the year with 47 receptions for 552 yards and three touchdowns...**vs. New England (10/4):** Hauled in three passes for 60 yards and one touchdown...**at Jacksonville (10/25):** Tied a then career-high with nine receptions...added one touchdown on 84 yards receiving.

2014 SEASON: Started 15-of-16 games...finished the season with 65 receptions for 699 yards and five touchdowns...**vs. New England (10/12):** Led the Bills with seven receptions for 78 yards and one touchdown...**vs. New York Jets (10/26):** Set previous career highs with nine catches for 118 yards...also added one touchdown reception.

2013 SEASON: Started 13-of-14 games played...became the first Buffalo rookie receiver with 40 receptions since 2004...led the team in receiving yards three times...**vs. New England (9/8):** Caught his first career touchdown on an 18-yard reception from QB E.J. Manuel...**vs. Baltimore (9/29):** Led the Bills with 80 receiving yards...**at Jacksonville (12/15):** Set career highs with five receptions for 82 yards...all five of his receptions resulted in first downs...notched his third touchdown reception of the season.

COLLEGE: Started 38-of-38 games in his three-year career at USC...finished his career as the Trojans' all-time leader in receptions (252)...currently ranks eighth in program history with 2,930 receiving yards and second in receiving touchdowns (32)...also set the Trojans all-time record for most receptions in a game with 17 (9/3/11) vs. Minnesota...ended his time at USC with 200 total points scored...as a sophomore, led the Pac-12 with 9.3 receptions per game...in 2010, was named the Pac-10's Offensive Freshman of the Year...became the first true freshman wide receiver to start the season opener at wide receiver in the post-World War II era.

PERSONAL: A member of the 2009 USA Today All-USA First Team as a senior at Serra High School in Gardena, Calif., after tallying 15 touchdowns and more than 1,100 receiving yards in addition to eight interceptions on defense while helping the school to a 15-0 record and the California Division III championship...as a junior added 19 receiving touchdowns and seven interceptions on defense...also ran track at Serra, where he won the CIF Division IV 200 and 400-meter races and was a member of the winning 1,600-meter relay team...graduated with a bachelor's degree in policy, planning and development.

ROBERT WOODS NFL STATISTICS



REGULAR SEASON

Year	Team	G/S	No.	Receiving				Att.	Rushing			
				Yards	Avg.	Long	TD		Yards	Avg.	Long	TD
2013	Buffalo Bills	14/14	40	587	14.7	57	3	2	16	8.0	13	0
2014	Buffalo Bills	16/15	65	699	10.8	37	5	0	0	0.0	0	0
2015	Buffalo Bills	14/9	47	552	11.7	37	3	1	0	0.0	0	0
2016	Buffalo Bills	13/10	51	613	12.0	34	1	1	6	6.0	0	0
2017	Los Angeles Rams	12/11	56	781	13.9	94t	5	2	12	6.0	8	0
2018	Los Angeles Rams	16/16	86	1,219	14.2	39t	6	19	157	8.3	56	1
Totals		85/75	345	4,451	12.9	94t	23	25	191	7.6	56	1

POSTSEASON

Year	Team	G/S	No.	Receiving				Att.	Rushing			
				Yards	Avg.	Long	TD		Yards	Avg.	Long	TD
2017	Los Angeles Rams	1/1	9	142	15.8	38	0	0	0	0.0	0	0
Totals		1/1	9	142	15.8	38	0	0	0	0.0	0	0

Regular Season Single Game Highs:

Receptions – 10 (twice), last vs. Los Angeles Chargers (9/23/18)
 Reception Yards – 162, at Seattle (11/7/16)
 Touchdowns – 2 (four times), last at Arizona Cardinals (12/23/18)
 Longest Reception – 94t, vs. Houston (11/12/17)

Postseason Single Game Highs:

Receptions – 9, vs. Atlanta (1/6/18, NFC Wild Card)
 Reception Yards – 142, vs. Atlanta (1/6/18, NFC Wild Card)
 Longest Reception – 38, vs. Atlanta (1/6/18, NFC Wild Card)

ROBERT WOODS GAME-BY-GAME



2018 Los Angeles Rams

Game	W/L	P/S	Receiving				TD	Att.	Rushing				
			No.	Yds	Avg.	Lg			Yards	Avg.	Lg	TD	
at Oak 9/10	W	1/1	3	37	12.3	20	0	1	6	6.0	6	0	
Ari 9/16	W	1/1	6	81	13.5	21	0	0	0	0.0	0	0	
LAC 9/23	W	1/1	10	104	10.4	22	2	3	13	4.3	8	0	
Min 9/27	W	1/1	5	101	20.2	36	1	0	0	0.0	0	0	
at Sea 10/7	W	1/1	5	92	18.4	31	0	2	53	26.5	56	0	
at Den 10/14	W	1/1	7	109	15.6	28	0	1	12	12.0	12	0	
at SF 10/21	W	1/1	5	78	15.6	32	0	1	6	6.0	6	0	
GB 10/28	W	1/1	5	70	14.0	19	0	0	0	0.0	0	0	
at NO 11/4	L	1/1	5	71	14.2	19	0	2	4	2.0	2	0	
Sea 11/11	W	1/1	4	89	22.3	35	0	3	17	5.7	14	0	
KC 11/19	W	1/1	4	72	18.0	36	1	0	0	0.0	0	0	
at Det 12/2	W	1/1	5	67	13.4	23	1	2	11	5.5	9	0	
at Chi 12/9	L	1/1	7	61	8.7	29	0	0	0	0.0	0	0	
Phi 12/16	L	1/1	7	74	10.6	20	0	1	19	19.0	19	0	
at Ari 12/23	W	1/1	6	89	14.8	39t	1	2	15	7.5	11	1	
SF 12/30	W	1/1	2	24	12.0	18	0	1	1	1.0	1	0	
Totals		13-3	16/16	86	1,219	14.2	39t	6	19	157	8.3	56	1

2017 Los Angeles Rams

Game	W/L	P/S	Receiving				TD	Att.	Rushing				
			No.	Yds	Avg.	Lg			Yds	Avg.	Lg	TD	
Ind 9/10	W	1/1	3	53	17.7	27	0	0	0	0.0	0	0	
Was 9/17	L	1/1	1	8	8.0	8	0	0	0	0.0	0	0	
at SF 9/21	W	1/1	6	108	18.0	31	0	0	0	0.0	0	0	
at Dal 10/1	W	1/1	2	17	8.5	19	0	0	0	0.0	0	0	
Sea 10/8	L	1/1	5	66	13.2	20	0	1	8	8.0	8	0	
at Jax 10/15	W	1/1	5	70	14.0	22	0	0	0	0.0	0	0	
Ari 10/22	W	1/1	5	59	11.8	17	0	1	4	4.0	4	0	
at NYG 11/5	W	1/1	4	770	17.5	52t	2	0	0	0.0	0	0	
Hou 11/12	W	1/1	8	171	21.4	94t	2	0	0	0.0	0	0	
at Min 11/19	L	1/1	8	81	10.1	23	0	0	0	0.0	0	0	
NO 11/26	W								Inactive				
at Ari 12/3	W								Inactive				
Phi 12/10	L								Inactive				
at Sea 12/17	W	1/1	6	45	7.5	14	1	0	0	0.0	0	0	
at Ten 12/24	W	1/1	3	33	11.0	13	0	0	0	0.0	0	0	
SF 12/31	L	0/0	0	0	0.0	0	0	0	0	0.0	0	0	
Totals		11/5	12/11	56	781	13.9	94t	5	2	12	6.0	8	0

2017 Postseason

Atl 1/6/18	L	1/0	9	142	15.8	38	0	0	0	0.0	0	0
Totals		0/1	1/1	9	142	15.8	38	0	0	0	0.0	0

2016 Bufflo Bills

Game	W/L	P/S	Receiving				TD	Att.	Rushing				
			No.	Yds	Avg.	Lg			Yds	Avg.	Lg	TD	
at Bal 9/11	L	1/1	4	20	5.0	9	0	0	0	0.0	0	0	
NYJ 9/15	L	1/1	1	10	10.0	10	0	0	0	0.0	0	0	
Ari 9/25	W	1/1	6	51	8.5	24	0	0	0	0.0	0	0	
at NE 10/2	W	1/1	7	89	12.7	23	2	0	0	0.0	0	0	
at LA 10/9	W	1/1	2	26	13.0	17	0	0	0	0.0	0	0	
SF 10/16	W	1/1	5	44	8.8	18	1	1	6	6.0	6	0	
at Mia 10/23	L	0/0							Inactive				
NE 10/30	L	1/0	4	50	12.5	20	0	0	0	0.0	0	0	
at Sea 11/7	L	1/1	10	162	16.2	29	0	0	0	0.0	0	0	
at Cin 11/20	W	1/1	3	41	13.7	24	0	0	0	0.0	0	0	
Jax 11/27	W	0/0							Inactive				
at Oak 12/4	L	0/0							Inactive				
Pit 12/11	L	1/0	1	29	29.0	29	0	0	0	0.0	0	0	
Cle 12/18	W	1/0	1	5	5.0	5	0	0	0	0.0	0	0	
Mia 12/24	L	1/1	3	43	14.3	34	0	0	0	0.0	0	0	
at NYJ 1/1/17	L	1/1	4	43	10.8	16	0	0	0	0.0	0	0	
Totals		7-9	13/10	51	613	12.0	34	1	1	6	6.0	6	0

2015 Bufflo Bills

Game	W/L	P/S	Receiving				TD	Att.	Rushing				
			No.	Yds	Avg.	Lg			Yds	Avg.	Lg	TD	
Ind 9/13	W	1/0	2	27	13.5	15	0	0	0	0.0	0	0	
NE 9/20	L	1/0	3	60	20.0	32t	1	0	0	0.0	0	0	
at Mia 9/27	W	1/0	4	38	9.5	16	0	0	0	0.0	0	0	
NYG 10/4	L	1/0	3	33	11.0	17	0	0	0	0.0	0	0	
at Ten 10/11	W	1/1	1	6	6.0	6	0	0	0	0.0	0	0	
Cin 10/18	L	1/1	4	47	11.8	22	0	0	0	0.0	0	0	
at Jax 10/25	L	1/1	9	84	9.3	16t	1	0	0	0.0	0	0	
Mia 11/8	W	1/1	0	0	0.0	0	0	1	0	0.0	0	0	
at NYJ 11/12	W	1/1	3	19	6.3	10	0	0	0	0.0	0	0	
at NE 11/23	L	1/1	4	44	11.0	18	0	0	0	0.0	0	0	
at KC 11/29	L	1/1	3	25	8.3	12	0	0	0	0.0	0	0	
Hou 12/6	W	1/1	2	19	9.5	17	1	0	0	0.0	0	0	
at Phi 12/13	L	1/0	5	106	21.2	37	0	0	0	0.0	0	0	
at Was 12/20	L	1/1	4	44	11.0	17	0	0	0	0.0	0	0	
Dal 12/27	W	0/0							Inactive				
NYJ 1/3/16	W	0/0							Inactive				
Totals		8-8	14/9	47	552	11.7	37	3	1	0	0.0	0	0

ROBERT WOODS GAME-BY-GAME CONT.



2014 Buffalo Bills

Game	W/L	P/S	Receiving					Rushing					TD
			No.	Yds	Avg	Lg	TD	Att	Yds	Avg	Lg	TD	
at Chi 9/7	W	1/1	4	78	19.5	32	0	0	0	0.0	0	0	0
Mia 9/14	W	1/1	1	5	5.0	5	0	0	0	0.0	0	0	0
SD 9/21	L	1/1	3	19	6.3	15	0	0	0	0.0	0	0	0
at Hou 9/28	L	1/1	3	17	5.6	13	0	0	0	0.0	0	0	0
at Det 10/5	W	1/1	3	37	12.3	18	0	0	0	0.0	0	0	0
NE 10/12	L	1/1	7	78	11.3	35	0	0	0	0.0	0	0	0
Min 10/19	W	1/1	4	10	2.5	7	0	0	0	0.0	0	0	0
at NYJ 10/26	W	1/1	3	50	16.7	25	0	0	0	0.0	0	0	0
KC 11/9	L	1/1	6	52	8.7	20	0	0	0	0.0	0	0	0
at Mia 11/13	L	1/1	2	15	7.5	9	0	0	0	0.0	0	0	0
NYJ 11/23	W	1/1	9	118	13.1	37	1	0	0	0.0	0	0	0
Cle 11/30	W	1/1	3	71	17.8	34	0	0	0	0.0	0	0	0
at Den 12/7	L	1/1	3	36	12.0	17	0	0	0	0.0	0	0	0
GB 12/14	W	1/1	2	22	11.0	18	0	0	0	0.0	0	0	0
at Oak 12/21	L	1/1	7	52	7.4	30	1	0	0	0.0	0	0	0
at NE 12/28	W	1/0	4	39	9.8	20	1	0	0	0.0	0	0	0
Totals	9-7	16/15	65	699	10.8	37	5	0	0	0.0	0	0	0

2013 Buffalo Bills

Game	W/L	P/S	Receiving					Rushing					TD
			No.	Yds	Avg.	Lg	TD	Att.	Yds	Avg.	Lg	TD	
NE 9/8	L	1/1	1	18	18.0	18	1	0	0	0.0	0	0	0
Car 9/15	W	1/1	4	68	17.0	28	0	1	3	3.0	3	0	0
at NYJ 9/22	L	1/1	2	35	17.5	29	0	0	0	0.0	0	0	0
Bal 9/29	W	1/1	4	80	20.0	42t	1	1	13	13.0	13	0	0
at Cle 10/3	L	1/1	5	64	12.8	24	0	0	0	0.0	0	0	0
Cin 10/13	L	1/1	2	9	4.5	6	1	0	0	0.0	0	0	0
at Mia 10/20	W	1/1	3	24	8.0	11	0	0	0	0.0	0	0	0
at NO 10/27	L	1/1	1	7	7.0	7	0	0	0	0.0	0	0	0
KC 11/3	L	1/0	4	44	11.0	18	0	0	0	0.0	0	0	0
at Pit 11/10	L	0/0											
NYJ 11/17	W	0/0											
Atl 12/1	L	1/1	2	39	19.5	33	0	0	0	0.0	0	0	0
at TB 12/8	L	1/1	3	20	6.7	9	0	0	0	0.0	0	0	0
at Jax 12/15	W	1/1	5	82	16.4	20	1	0	0	0.0	0	0	0
Mia 12/22	W	1/1	3	70	23.3	57	0	0	0	0.0	0	0	0
at NE 12/29	L	1/1	1	27	27.0	27	0	0	0	0.0	0	0	0
Totals	6-10	14/13	40	587	14.7	57	3	2	16	8.0	13	0	0

49 TREVON YOUNG

OLB // Louisville // Des Moines, Iowa

Ht./Wt.: 6-4/259

NFL Exp.: Rookie

GP/GS: 2/0, (Playoffs): (0/0)

Birth Date: 4/1/1995

Acquired: D6D-2018 (No. 205)

TRANSACTIONS: Signed to the Los Angeles Rams practice squad (11/7/18)...waived by the Rams (11/5/18)...selected by the Rams in the sixth round (205th overall) of the 2018 NFL Draft (4/28/18).

2018 SEASON: vs. San Francisco (12/30): Declared inactive...at Arizona (12/23): Declared inactive...vs. Philadelphia (12/16): Declared inactive...vs. Green Bay (10/28): Declared inactive...at San Francisco (10/21): Had a fumble recovery which led to a Rams scoring drive...at Denver (10/14): Declared inactive...at Seattle (10/7): Declared inactive...vs. Minnesota (9/27): Played in his first professional game...vs. Chargers (9/23): Declared inactive...vs. Arizona (9/16): Declared inactive...at Oakland (9/10): Declared inactive.

COLLEGE: Appeared in 13 games, making 12 starts...had eight games with five or more tackles...finished the season with a career-high 62 tackles...ranked third on the team with 4.5 sacks and 12.0 TFL...named the recipient of the ACC's Brian Piccolo

Award, bestowed to the 'most courageous' football player in the conference...received medical redshirt for the 2016 campaign...in 2015 as a junior, finished 33rd nationally in sacks with 8.5...earned all-ACC honorable mention accolades...appeared in 12 games making eight starts...totaled 32 total tackles and 10.0 TFL...second on the team in sacks with 8.5...hauled in his first career interception in the fourth quarter and returned it 27 yards against Syracuse...as a sophomore in 2014, appeared in 11 games at outside linebacker...totaled seven tackles, two TFL and 1.0 sack...attended and played one season at Iowa Western Community College in 2013...tallied 44 tackles and 13.5 sacks, including 22 TFL...was named to MFC first team defensive line and was tabbed a second team All-American.

PERSONAL: Son of Regina and Miles Young...communications major at Louisville...attended Lincoln High School in Des Moines, Iowa...a four-year varsity starter on the hardwood in high school.

TREVON YOUNG NFL STATISTICS



REGULAR SEASON

Year	Team	G/S	Tackles			Sacks	Yards	Int.	Interceptions			PD	Fumbles		
			Total	Solo	Asst.				Yards	Long	TD		FF	FR	Yards
2018	Los Angeles Rams	2/0	0	0	0	0.0	0.0	0	0	0	0	0	0	1	0
Totals		2/0	0	0	0	0.0	0.0	0	0	0	0	0	0	1	0

TREVON YOUNG GAME-BY-GAME



2018 Los Angeles Rams

Game	W/L	P/S	T	S	A	Sk	Yds	Int	Yds	Lg	TD	PD	FF	FR	Yds
at Oak 9/10	W	0/0				Inactive									
Ari 9/16	W	0/0				Inactive									
LAC 9/23	W	0/0				Inactive									
Min 9/27	W	1/0	0	0	0	0.0	0.0	0	0	0	0	0	0	0	0
at Sea 10/7	W	0/0				Inactive									
at Den 10/14	W	0/0				Inactive									
at SF 10/21	W	1/0	0	0	0	0.0	0.0	0	0	0	0	0	0	1	0
GB 10/28	W	0/0				Inactive									
at NO 11/4	L	0/0				Inactive									
Sea 11/11	W	0/0				Practice Squad									
KC 11/19	W	0/0				Practice Squad									
at Det 12/2	W	0/0				Practice Squad									
at Chi 12/9	L	0/0				Practice Squad									
Phi 12/16	L	0/0				Inactive									
at Ari 12/23	W	0/0				Inactive									
SF 12/30	W	0/0				Inactive									
Totals	13-3	2/0	0	0	0	0.0	0.0	0	0	0	0	0	0	1	0

4 GREG ZUERLEIN

Kicker // Missouri Western // Lincoln, Neb.

Ht./Wt.: 6-0/191

NFL Exp.: 7th (7th Rams)

GP/GS: 103/0, (Playoffs): (0/0)

Birth Date: 12/27/1987

Acquired: D6-2012 (No. 150)


TRANSACTIONS: Activated from injured/reserve (2/5/18)... placed on injured/reserve (12/20/17)...re-signed with the Rams (3/15/17)...selected by the Rams in the sixth round (150th overall) of the 2012 NFL Draft (4/28/12).

PRO: Seventh-year pro has played in 103 career games...earned his first Pro Bowl, All-Pro and PFWA honors in 2017...converted 177-of-212 career field goals...led the NFL in scoring with 158 points, despite only playing in 14 games in 2017...his 158 points are the third-most scored by a Rams in a single season...has scored 741 career points, which ranks third in franchise history... set the franchise record for most points (83) on the road in a single season, previously held by RB Marshall Faulk (78), which he set in 2000...Zuerlein (20) tied Jeff Wilkins for most field goals made on the road in a single season...converted 7-of-7 field goals, setting a franchise record for most field goals in a game at Dallas (10/1/17), earning him NFC special teams POW...set franchise record with 61-yard field goal at Minnesota (11/8/15)...broke the franchise record for 50-plus yard field goals in a season in 2012... made his first 15 field goal attempts of his career, a new franchise record for most consecutive field goals by a rookie...with seven field goals of 50 yards or more, he owns the team record in the category and ranked second all-time among NFL rookies following the 2012 season...kicked the longest field goal by a rookie in league history (60 yards)...broke the franchise record for longest field goal (60 yards) and owns three of the four longest field goals in Rams history...became the first kicker in league history to kick a 50-plus and 60-plus yard field goal in the same game (vs. Seattle, 9/30/12).

2018 SEASON: vs. **San Francisco (12/30):** Converted two-of-two field goals with a long of 51 yards...extended his record of most made field goals from 50-plus yards in franchise history to 28...**at Arizona (12/23):** Converted one-of-two field goals...**vs. Philadelphia (12/16):** Converted three-of-three field goals with a long of 41 yards...**at Chicago (12/9):** Appeared in 100th career game...converted two-of-three field goals with a long of 50 yards...became franchise leader (27) in most made 50-yard field goals...**at Detroit (12/2):** Converted three-of-three field goals with a long of 48 yards...**vs. Kansas City (11/19):** Converted two-of-two field goals...**vs. Seattle (11/11):** Converted three-of-three field goal attempts with a long of 37 yards...made three PATs for 202 career PATs...became fifth kicker in franchise history (119th kicker overall) to successfully convert 200-plus PATs...**vs. New Orleans (11/4):** Converted two-of-three field goal attempts...made a 56-yard field goal in the second quarter...tied the franchise record (26) for most career 50-plus yard field goals...**vs. Green Bay (10/28):** Converted two-of-two field goals with a long of 43 yards...became kicker with second-most made FGs (159) in franchise history...**at San Francisco (10/21):** Returned from a groin injury...made three-of-three field goals with a long of 37 yards...tallied 13 points...**at Denver (10/14):** Declared Inactive...**at Seattle (10/7):** Declared inactive...**vs. Minnesota (9/27):** Declared inactive...**vs. Chargers (9/23):** Declared inactive...**vs. Arizona (9/16):** Did not play...**at Oakland (9/10):** Converted 4-of-5 field goals from 20, 28, 55, and 20 yards...reached 25 field goals in the 50-plus yard range in his career.

2017 SEASON: Led the NFL in scoring with 158 points, despite only playing in 14 games...his 158 points are the third-most

scored by a Rams in a single season...set the franchise record for most points (83) on the road in a single season, previously held by RB Marshall Faulk (78), which he set in 2000...Zuerlein (20) tied Jeff Wilkins for most field goals made on the road in a single season... **vs. Indianapolis (9/10):** Converted three-for-three on field goal attempts...made a 50-yard field goal in the



first quarter, his 19th career field goal of 50-plus yards...connected on all five PATs...**at Dallas (10/1):** Converted 7-of-7 field goals, setting a franchise record for most field goals in a game earning him NFC special teams POW...passed RB Marshall Faulk for fifth on the Rams' all-time scoring list...**vs. Seattle (10/8):** Converted a 35-yard field goal and had one failed attempt...connected on 19-consecutive field goal attempts dating back to 12/4/16, the longest streak of his career and tied for second-longest in franchise history...former K Jeff Wilkins made 19-consecutive FGs in 2003 after connecting on 30-consecutive FG attempts from 199-2001...**at Jacksonville (10/15):** Converted two-for-two on field goals including a season-long 56-yard field goal...**vs. Arizona (10/22):** Converted four-of-four on field goals including a long of 53-yards...**vs. Houston Texans (11/12):** Converted four-of-four field goals from 27, 33, 50, and 33 yards...**at Arizona Cardinals (12/3):** Converted four-of-four field goal attempts.

2016 SEASON: Finished with an 86.3 field goal percentage (19-of-22)...went perfect on the year in extra points (23-of-23)... currently ranks eighth in franchise history in total points scored (479)...**vs. Seattle (9/18):** Converted three-of-three field goals...**at Tampa Bay (9/25):** Converted on a 53-yard field goal, while tallying seven kickoffs, all of which were touchbacks...**vs. Buffalo (10/9):** Made four-of-four field goals, including a season-long 54-yard kick...**at New York Jets (11/13):** Scored all nine of the team's points...made three-of-three field goals...now has 454 career points to move past former WR Torry Holt for eighth most career points in franchise history...**vs. Miami (11/20):** Converted a 46-yard field goal...**at New England (12/4):** Converted a 44-yard field goal...**vs. Arizona (1/1):** Went two-for-two on field goal attempts, converting from 37 and 36 yards.

2015 SEASON: Converted 20 field goals...**vs. Detroit (12/13):** Converted all three extra point attempts...**vs. Chicago (11/15):** Made field goals of 26 and 38 yards...**at Minnesota (11/8):** Made a 61-yard field goal that set a franchise record for longest field goal in Rams history and is also the longest field goal of the season in the NFL...his 53-yard conversion moved him past former Rams K Josh Brown for second-most 50-plus yard field goal conversions in franchise history with 16...also converted field goals of 35 and 45 yards...**vs. San Francisco (11/1):** Made a 38-yard field goal and converted both extra point attempts...**vs. Cleveland (10/25):** Made a 39-yard field goal and an extra point...**at Green Bay (10/11):** Made a 42-yard field goal and three extra points...**at Arizona (10/4):** Made a 30-yard field goal and three extra points...**vs. Pittsburgh (9/27):** Made field goals of 49 and 27 yards...**at Washington (9/20):** Made a 52-yard field goal and one extra point...**vs. Seattle (9/13):** Made four extra points and two-of-two field goals including a 37-yard game-winner in overtime.

2014 SEASON: Finished the season converting 24-of-30 field

goals and 34 extra points for 106 total points...converted five field goals of 50-plus yards for a career-high 71.4 percent...**at Tampa Bay (9/14)**: Converted four field goals of 36, 36, 46 and 38 yards out...the 38-yard field goal came with :38 second remaining in play, to help seal the win...**vs. Denver (11/16)**: Earned NFC Special Teams Player of the Week honors...converted field goal attempts of 37, 29, 22, 55 and 53 yards...**vs. New York Giants (12/21)**: Converted field goal of 51 and 20 yards.

2013 SEASON: vs. Arizona (9/8): Made four-of-four field goals including a 48-yard game winning kick in the fourth quarter...**at Atlanta (9/15)**: Made one field goal from 29 yards...made three-of-three extra points...**at Dallas (9/22)**: Did not attempt any field goals...converted one-of-one extra points...**vs. San Francisco (9/26)**: Made one field goal from 40 yards...**vs. Jacksonville (10/6)**: Converted two-of-two field goals...**at Houston (10/6)**: Made one field goal from 42 yards...converted five-of-five extra points...recorded one special teams tackle...**at Carolina (10/20)**: Converted two-of-two field goals...**vs. Seattle (10/28)**: Converted three-of-four field goals...**vs. Tennessee (11/3)**: Did not convert a 44-yard field goal attempt...**at Indianapolis (11/10)**: Converted one field goal of 32 yards...made five-of-five extra points...**vs. Chicago (11/24)**: Converted field goals from 29 and 40 yards...made four-of-four extra points...**at San Francisco (12/1)**: Converted both field goal attempts from 43 and 34 yards...**at Arizona (12/8)**: Converted one field goal from 44 yards...**vs. New Orleans (12/15)**: Converted two-of-two field goals from 31 and 35 yards...tacked on three extra points...successfully converted an onside kick in the first quarter...**vs. Tampa Bay (12/22)**: Converted three-of-three field goal attempts from 54, 25 and 48 yards...marks a new season long...**at Seattle (12/29)**: Converted one field goal from 36 yards...moved into first place in franchise history in career field goal percentage (49/59, 83.1 percent).

2012 SEASON: Made seven field goals from 50 yards or more...broke the franchise record for 50+ yard field goals in a season...made his first 15 field goal attempts of his career and finished the year 23-for-31 overall...with seven field goals of 50 yards or more, he owns team record in the category and ranks second all time among NFL rookies...kicked the longest field goal by a rookie in league history (60 yds.)...broke the franchise record for longest field goal (60 yds.) and owns three of the four longest field goals in Rams history...in Week 4 became the first kicker in league history to kick a 50-plus and 60-plus yard field goal in the same game...set a new franchise record for most consecutive field goals by a rookie (15)...**at Chicago (9/23)**: Converted his first

50-plus yard field goal of his career, after clearing a 56-yard field goal...kick is good for second longest in franchise history, longest kick in Soldier Field history...scored all of the Rams' points (six) after hitting two-of-two field goals (56, 46)...**vs. Seattle (9/30)**: Converted a 60-yard field goal, which set a new franchise record and marked the second longest kick of the season in the NFL, behind San Francisco's David Aker's who kicked a 63-yard field goal...kicked a career-high four field goals (58, 48, 60, 24)...tied for third place in franchise history for most 50-plus yard field goals made in a season with three...remains perfect on the year in field goals, going 12-for-12, marking the most consecutive field goals made by a Rams rookie in team history...**vs. Arizona (10/4)**: Hit his fourth field goal over 50 yards (53)...**at Miami (10/14)**: Converted 48- and 32-yard field goals in the first quarter to give him 15 consecutive field goals made to start his career...currently 10-for-12 on 40-plus yard field goals...**vs. San Francisco (12/2)**: Sent the team to overtime with a 53-yard field goal...converted a game-winning 54-yard field goal...only three other players have kicked field goals of at least 50 yards to send a game to overtime and then win it (Green Bay's Chris Jacke, 1996; Indianapolis' Mike Vanderjagt, 2002; Denver's Matt Prater, 2011)...he is the first NFL kicker to tie a game with a field goal of 50-plus yards as time expired in the fourth quarter and kick an overtime field goal of 50-plus yards in the same game...set a new NFL record for most field goals of 53 yards or longer (six) after hitting his game-winning 53-yarder, the previous best was set by Jason Hanson with five in 2008...he now has seven field goals of 50-plus yards, he's now one shy of tying Morten Anderson's NFL record of seven set in 1995 and later tied by Jason Hanson in 2008.

COLLEGE: Was named All-American by six different organizations following his senior season...three-time selection to First-Team All-Mid America Intercollegiate Athletic Association and also earned MIAA Special Teams Player of the year as a senior...finished his career at Missouri Western after transferring from Nebraska-Omaha when UNO dropped its football program.

PERSONAL: Played at Pius X High School in Lincoln...All-class, all-state selection as a placekicker as a junior and senior...set state mark for most field goals in a season with 12...converted 43-of-45 PATS and went 12-for-16 on FGs with a long of 52 yards...also lettered in soccer...a 2005 Sports Illustrated preseason high school All-American...majored in business...name is pronounced ZURR-line...participated in many community events, including the Taste of the NFL, Coach Fisher & Friends Celebrity Softball game and the All-Community Team Ticket program - 4th Down Fan Club.

GREG ZUERLEIN NFL STATISTICS



REGULAR SEASON

Scoring

Year	Team	GP	FG	FGA	Pct.	Long	Block	XPM	XPA	Pct.	Block	Pts.
2012	St. Louis Rams	16	23	31	74.2	60	0	26	26	100.0	0	95
2013	St. Louis Rams	16	26	28	92.9	54	0	34	34	100.0	0	112
2014	St. Louis Rams	16	24	30	80.0	56	1	34	35	97.1	0	106
2015	St. Louis Rams	14	20	30	66.7	61	2	26	28	92.9	1	86
2016	Los Angeles Rams	16	19	22	86.4	54	0	23	23	100.0	0	80
2017	Los Angeles Rams	14	38	40	95.0	56	0	44	46	95.7	0	158
2018	Los Angeles Rams	11	27	31	87.1	56	0	35	36	97.2	0	116
Totals		103	177	212	83.5	61	3	222	228	97.4	1	753

Field Goals

Year	Team	1-19	Pct.	20-29	Pct.	30-39	Pct.	40-49	Pct.	50+	Pct.
2012	St. Louis Rams	1/1	100.0	4/4	100.0	4/6	66.7	7/7	100.0	7/13	53.8
2013	St. Louis Rams	0/0	0.0	7/7	100.0	10/10	100.0	8/9	88.9	1/2	50.0
2014	St. Louis Rams	1/1	100.0	6/7	85.7	10/12	83.3	2/3	66.7	5/7	71.4
2015	St. Louis Rams	1/1	100.0	2/2	100.0	9/10	90.0	5/8	62.5	3/9	33.3
2016	Los Angeles Rams	0/0	0.0	5/5	100.0	9/9	100.0	3/4	75.0	2/4	100.0
2017	Los Angeles Rams	1/1	100.0	8/8	100.0	11/12	91.7	12/12	100.0	6/7	85.7
2018	Los Angeles Rams	0/0	0.0	9/9	100.0	10/10	100.0	4/6	66.7	4/6	60.0
Totals		4/4	100.0	41/42	97.6	63/69	91.3	41/49	83.6	28/48	58.3

Additional Career Statistics: Special Teams Tackles: Rams: 2018 (1), 2015 (2) 2014 (1), 2013 (1). Total: (4).

Regular Season Single Game Highs:

Field Goals Made – 7, at Dallas (10/1/17)
 Field Goals Attempted – 7, at Dallas (10/1/17)
 Longest – 61, at Minnesota (11/8/15)

GREG ZUERLEIN GAME-BY-GAME



2018 Los Angeles Rams

Game	W/L	Pts	XP/XPA	FG/FGA	1-19	20-29	30-39	40-49	50+	Kick-By-Kick
at Oak 9/10	W	15	3/3	4/5	0/0	3/3	0/0	0/1	1/1	46WR, 20, 28, 55, 20
Ari 9/16	W				Did Not Play					
LAC 9/23	W				Inactive					
Min 9/27	W				Inactive					
at Sea 10/7	W				Inactive					
at Den10/14	W				Inactive					
at SF 10/21	W	13	4/4	3/3	0/0	0/0	3/3	0/0	0/0	35, 37, 33
GB 10/28	W	7	1/1	2/2	0/0	0/0	1/1	1/1	0/0	43, 35
at NO 11/4	L	9	3/3	2/3	0/0	0/0	1/1	0/0	1/2	51WR, 56, 34
Sea 11/11	W	12	3/3	3/3	0/0	1/1	2/2	0/0	0/0	35, 37, 20
KC 11/19	W	12	6/7	2/2	0/0	1/1	1/1	0/0	0/0	23, 33
at Det 12/2	W	12	3/3	3/3	0/0	1/1	0/0	2/2	0/0	24, 47, 48
at Chi 12/9	L	6	0/0	2/3	0/0	1/1	0/0	0/1	1/1	27, 50 40UR
Phi 12/16	L	11	2/2	3/3	0/0	0/0	2/2	1/1	0/0	41, 36, 37
at Ari 12/23	W	7	4/4	1/2	0/0	1/1	0/0	0/0	0/1	57LU, 21
SF 12/30	W	12	6/6	2/2	0/0	1/1	0/0	0/0	1/1	28, 51
Totals	13-3	116	35/36	27/31	0/0	9/9	10/10	4/6	4/6	

2017 Los Angeles Rams

Game	W/L	Pts	XP/XPA	FG/FGA	1-19	20-29	30-39	40-49	50+	Kick-By-Kick
Ind 9/10	W	14	5/5	3/3	0/0	0/0	1/1	1/1	1/1	50, 35, 44
Was 9/17	L	8	2/2	2/2	0/0	0/0	1/1	1/1	0/0	32, 40
at SF 9/21	W	11	5/5	2/2	1/1	0/0	0/0	1/1	0/0	48, 19
at Dal 10/1	W	23	2/2	7/7	0/0	1/1	2/2	4/4	0/0	49, 44, 44, 30, 28, 43, 33
Sea 10/8	L	4	1/1	1/2	0/0	0/0	1/2	0/0	0/0	35, 36WR
at Jax 10/15	W	9	3/3	2/2	0/0	1/1	0/0	0/0	1/1	56, 29
Ari 10/22	W	15	3/3	4/4	0/0	1/1	2/2	0/0	1/1	23, 33, 53, 34
at NYG 11/5	W	15	6/6	3/3	0/0	1/1	0/0	2/2	0/0	27, 46, 47
Hou 11/12	W	15	3/3	4/4	0/0	1/1	2/2	0/0	1/1	27, 33, 50, 33
at Min 11/19	L	1	1/1	0/0	0/0	0/0	0/0	0/0	0/0	
NO 11/26	W	14	2/2	4/5	0/0	1/1	0/0	2/2	1/2	50, 63SH, 46, 49, 26
at Ari 12/3	W	14	2/3	4/4	0/0	2/2	0/0	1/1	1/1	56, 20, 24, 41
Phi 12/10	L	5	0/0	0/0	0/0	0/0	0/0	0/0	0/0	
at Sea 12/17	W	10	4/5	2/2	0/0	0/0	2/2	0/0	0/0	36, 31
at Ten 12/24					Injured/Reserve					
SF 12/31					Injured/Reserve					
Totals	10-4	158	44/46	38/40	1/1	8/8	11/12	12/12	6/7	

2016 Los Angeles Rams

Game	W/L	Pts	XP/XPA	FG/FGA	1-19	20-29	30-39	40-49	50+	Kick-By-Kick
at SF 9/12	L	0	0/0	0/0	0/0	0/0	0/0	0/0	0/0	
Sea 9/18	W	9	0/0	3/3	0/0	1/1	1/1	1/1	0/0	39, 28, 47
at TB 9/25	W	7	4/4	1/1	0/0	0/0	0/0	0/0	1/1	53
at Ari 10/2	W	5	2/2	1/1	0/0	1/1	0/0	0/0	0/0	29
Buf 10/9	L	13	1/1	4/4	0/0	1/1	2/2	0/0	1/1	37, 32, 54, 22
at Det 10/16	L	4	4/4	0/0	0/0	0/0	0/0	0/0	0/0	
NYG 10/23	L	4	1/1	1/1	0/0	0/0	1/1	0/0	0/0	36
Car 11/6	L	4	1/1	1/3	0/0	1/1	0/0	0/0	0/2	55WR, 55WR, 25
at NYJ 11/13	W	9	0/0	3/3	0/0	1/1	2/2	0/0	0/0	20, 38, 34
Mia 11/20	L	4	1/1	1/2	0/0	0/0	0/0	1/2	0/0	46, 48LU
at NO 11/27	L	3	3/3	0/0	0/0	0/0	0/0	0/0	0/0	
at NE 12/4	L	4	1/1	1/1	0/0	0/0	0/0	1/1	0/0	44
Atl 12/11	L	2	2/2	0/0	0/0	0/0	0/0	0/0	0/0	
at Sea 12/15	L	3	0/0	1/1	0/0	0/0	1/1	0/0	0/0	36
SF 12/24	L	3	3/3	0/0	0/0	0/0	0/0	0/0	0/0	
Ari 11/17	L	6	0/0	2/2	0/0	0/0	2/2	0/0	0/0	37, 36
Totals	4-12	80	23/23	19/22	0/0	5/5	9/9	3/4	2/4	

2015 St. Louis Rams

Game	W/L	Pts	XP/XPA	FG/FGA	1-19	20-29	30-39	40-49	50+	Kick-By-Kick
Sea 9/13	W	10	4/4	2/2	0/0	0/0	2/2	0/0	0/0	33, 37
at Was 9/20	L	4	1/1	1/1	0/0	0/0	0/0	0/0	1/1	52
Pit 9/27	L	6	0/0	2/2	0/0	1/1	0/0	1/1	0/0	49, 27
at Ari 10/4	W	6	3/3	1/1	0/0	0/0	1/1	0/0	0/0	30
at GB 10/11	L	4	1/1	1/4	0/0	0/0	0/0	1/1	0/3	42, 50B, 53WL, 63WL
Cle 10/25	W	6	3/3	1/3	0/0	0/0	1/2	0/0	0/1	39, 63WR, 35WR
SF 11/1	W	5	2/2	1/2	0/0	0/0	1/1	0/1	0/0	38, 40B
at Min 11/8	L	12	0/0	4/5	0/0	0/0	1/1	1/2	2/2	61, 35, 45, 48WR, 53
Chi 11/15	L	7	1/1	2/2	0/0	1/1	1/1	0/0	0/0	26, 38
at Bal 11/22	L	1	1/2	0/0	0/0	0/0	0/0	0/0	0/1	52WR
at Cin 11/29	L				Inactive					
Ari 12/6	W				Inactive					
Det 12/13	W	3	3/3	0/0	0/0	0/0	0/0	0/0	0/0	
TB 12/17	W	7	4/4	1/1	1/1	0/0	0/0	0/0	0/0	19
at Sea 12/27	W	5	2/3	1/1	0/0	0/0	0/0	1/1	0/0	42
at SF 1/3/16	L	10	1/1	3/5	0/0	0/0	2/2	1/2	0/1	33, 32, 44, 52WR, 48B
Totals	7-9	71	23/24	20/30	1/1	2/2	9/10	5/8	3/9	

GREG ZUERLEIN GAME-BY-GAME CONT.



2014 St. Louis Rams

Game	W/L	Pts	XP/XPA	FG/FGA	1-19	20-29	30-39	40-49	50+	Kick-By-Kick
Min 9/8	L	6	0/0	2/3	0/0	0/0	0/0	1/1	1/2	50WL, 56, 46
at TB 9/14	W	13	1/1	4/4	0/0	0/0	3/3	1/1	0/0	36,35,46,38
Dal 9/21	L	7	4/4	1/1	0/0	1/1	0/0	0/0	0/0	28
at PHI 10/5	L	4	4/4	0/0	0/0	0/0	0/0	0/0	0/0	
SF 10/13	L	5	2/2	1/1	0/0	0/0	1/1	0/0	0/0	38
Sea 10/19	W	4	4/4	0/1	0/0	0/0	0/0	0/0	0/1	52
at KC 10/26	L	1	1/1	0/1	0/0	0/0	0/1	0/0	0/0	38WR
at SF 11/2	W	7	1/1	2/2	0/0	0/0	2/2	0/0	0/0	37, 39
at Ari 11/9	L	2	2/2	0/0	0/0	0/0	0/0	0/0	0/0	
Den 11/16	W	16	1/1	5/5	0/0	2/2	1/1	0/0	2/2	37,29,22,55,53
at SD 11/23	L	6	3/3	1/2	0/0	1/1	0/0	0/1	0/0	22,46B
Oak 11/30	W	10	7/7	1/1	0/0	0/0	1/1	0/0	0/0	38
at Was 12/7	W	4	1/2	1/3	0/0	0/1	1/2	0/0	0/0	28WR, 38WR, 34
Ari 12/11	L	6	0/0	2/2	1/1	1/1	0/0	0/0	0/0	24,19
NYG 12/21	L	9	3/3	2/2	0/0	1/1	0/0	0/0	1/1	51,20
at Sea 12/28	L	6	0/0	2/2	0/0	0/0	1/1	0/0	1/1	33,52
Totals	6-10	106	34/35	24/30	1/1	6/7	10/12	2/3	5/7	

2013 St. Louis Rams

Game	W/L	Pts	XP/XPA	FG/FGA	1-19	20-29	30-39	40-49	50+	Kick-By-Kick
Ari 9/9	W	13	1/1	4/4	0/0	1/1	2/2	1/1	0/0	36, 25, 38, 48
at Atl 9/15	L	6	3/3	1/1	0/0	1/1	0/0	0/0	0/0	29
at Dal 9/22	L	1	1/1	0/0	0/0	0/0	0/0	0/0	0/0	
SF 9/26	L	3	0/0	1/1	0/0	0/0	0/0	1/1	0/0	40
Jax 10/6	W	10	4/4	2/2	0/0	0/0	2/2	0/0	0/0	32, 37
at Hou 10/13	W	8	5/5	1/1	0/0	0/0	0/0	1/1	0/0	42
at Car 10/20	L	7	1/1	2/2	0/0	1/1	0/0	1/1	0/0	28, 42
Sea 10/28	L	9	0/0	3/4	0/0	2/2	1/1	0/0	0/1	33, 28, 27, 50WR
Ten 11/3	L	3	3/3	0/1	0/0	0/0	0/0	0/1	0/0	44WR
at Ind 11/10	W	8	5/5	1/1	0/0	0/0	1/1	0/0	0/0	32
Chi 11/24	W	10	4/4	2/2	0/0	1/1	0/0	1/1	0/0	29, 40
at SF 12/1	L	7	1/1	2/2	0/0	0/0	1/1	1/1	0/0	43, 34
at Ari 12/8	L	4	1/1	1/1	0/0	0/0	0/0	1/1	0/0	44
NO 12/15	W	9	3/3	2/2	0/0	0/0	2/2	0/0	0/0	31, 35
TB 12/22	W	11	2/2	3/3	0/0	1/1	0/0	1/1	1/1	54, 25, 48
at Sea 12/29	L	3	0/0	1/1	0/0	0/0	1/1	0/0	0/0	36
Totals	7-9	112	34/34	26/28	0/0	7/7	10/10	8/9	1/2	

2012 St. Louis Rams

Game	W/L	Pts	XP/XPA	FG/FGA	1-19	20-29	30-39	40-49	50+	Kick-By-Kick
at Det 9/9	L	11	2/2	3/3	0/0	1/1	0/0	2/2	0/0	48, 29, 46
Was 9/16	W	11	2/2	3/3	0/0	0/0	2/2	1/1	0/0	9, 33, 42
at Chi 9/23	L	6	0/0	2/2	0/0	0/0	0/0	1/1	1/1	56, 46
Sea 9/30	W	13	1/1	4/4	0/0	1/1	0/0	1/1	2/2	58, 48, 60, 24
Ari 10/4	W	5	2/2	1/1	0/0	0/0	0/0	0/0	1/1	53
at Mia 10/14	L	6	0/0	2/5	0/0	0/0	1/2	1/1	0/2	48, 32, 52WL, 37WL, 66WL
GB 10/21	L	8	2/2	2/2	0/0	0/0	0/0	1/1	1/1	50, 43
NE 10/28	L	1	1/1	0/0	0/0	0/0	0/0	0/0	0/0	
at SF 11/11	T	6	3/3	1/2	0/0	1/1	0/0	0/0	0/1	27, 58WR
NYJ 11/18	L	1	1/1	0/0	0/0	0/0	0/0	0/0	0/0	
at Ari 11/25	W	7	4/4	1/2	1/1	0/0	0/1	0/0	0/0	35WL, 19
SF 12/2	W	6	0/0	2/3	0/0	0/0	0/0	0/0	2/3	58WR, 53, 54
at Buf 12/9	W	1	1/1	0/0	0/0	0/0	0/0	0/0	0/0	
Min 12/16	L	2	2/2	0/0	0/0	0/0	0/0	0/0	0/1	57WR
at TB 12/23	W	4	4/4	0/0	0/0	0/0	0/0	0/0	0/0	
at Sea 12/30	L	7	1/1	2/3	0/0	1/1	1/1	0/0	0/1	51WR, 39, 25
Totals	7-8-1	95	26/26	23/31	1/1	4/4	4/6	7/7	7/13	



34 MALCOLM BROWN

Running Back // Texas // Cibolo, Texas

Ht./Wt.: 5-11/222

NFL Exp.: 3rd (4th Rams)

GP/GS: 40/1, (Playoffs): (1/0)

Birth Date: 5/15/1993

Acquired: UDFA-2015

TRANSACTIONS: Signed to the Rams active roster (12/31/15)... added to the practice squad (9/6/15), after being released (9/5/15)...originally joined the team as an undrafted free agent (5/8/15)

PRO: Third-year pro has played in 40 regular season games and one playoff game...earned his first career start and set career-highs in every offensive category in 2017 while also playing a prominent role on special teams.

2018 SEASON: **at Chicago (12/9):** Declared inactive...**at Detroit (12/2):** Rushed twice for a total of eight yards...**vs. Kansas City (11/19):** Played 14 offensive snaps and 15 special teams snaps...rushed four times for 15 yards...**vs. Seattle (11/11):** Appeared on offense and special teams...recorded one reception for 10 yards...**at New Orleans (11/4):** Played six offensive snaps and 10 special teams snaps...caught one pass for 18 yards and a touchdown, posting his first-career receiving touchdown...**vs. Green Bay (10/28):** Played on offense and special teams...recorded one rush for seven yards...**at San Francisco (10/21):** Played on offense and special teams...led the team with a career-high 65 yards rushing...averaged 5.0 yards per carry...**at Denver (10/14):** Posted five rushing attempts for 24 yards...averaged 4.8 yards per rush...played 15 special teams plays...**at Seattle (10/7):** Played 14 special teams snaps...**vs. Minnesota (9/27):** Played on offense and special teams, did not record any stats...**vs. Chargers (9/23):** Saw action at running back and special teams...carried the ball five times for 42 yards (8.4 yards/rush)...**vs. Arizona (9/16):** Saw action at running back and on special teams...led the team with 46 rushing yards on 12 carries...caught one pass on a successful two-point conversion...**at Oakland (9/10):** Saw action at running back and on special teams...rushed once for five yards...caught two passes for nine yards.

2017 SEASON: Played in 11 regular season games and made one start...finished the season setting career-highs in carries (63), rushing yards (246), receptions (nine) and receiving yards (53)... **vs. Indianapolis (9/10):** Saw action on offense and special teams...recorded his first career touchdown on a 3-yard rush... **at Jacksonville (10/16):** Saw action at running back and on

special teams...registered 17 yards on three carries...scooped up a Jaguars' blocked punt at their 8-yard line and ran it in for a touchdown...**vs. Arizona (10/22):** Saw action at running back...rushed for 48 yards on 11 carries...hauled in one 7-yard reception... **at New York Giants (11/5):** Saw action at running back...rushed for a career-high 57 yards on a career-high 15 carries...**at Seattle (12/17):** Saw action at running back...rushed for 45 yards on 10 carries (4.5 avg.)...**vs. San Francisco (12/31):** Made first-career start at running back...had 14 carries for 54 yards...recorded a career-long 20-yard rush...**Wild Card vs. Atlanta (1/6/18):** Saw action at running back and on special teams...recorded 14 yards on two carries.

2016 SEASON: Played in all 16 games, rushed 18 times for 39 yards...finished with three special teams tackles...**at San Francisco (9/12):** Recorded one rush for five yards and one reception for eight yards...**vs. Buffalo (10/9):** Saw action on offense and special teams...helped the Rams get into opponent territory with a career-long 26-yard reception in the fourth quarter...**vs. Atlanta (12/11):** Rushed four times for 14 yards, with a 10 yard long...**at Seattle (12/15):** Hauled in one pass for 12 yards while also rushing one time.

2015 SEASON: Played in one game for the Rams.

COLLEGE: Played at Texas for four seasons, playing in 44 games (25 starts). In his four-year career with the Longhorns, Brown tallied 2,678 rushing yards on 630 carries (4.3 avg.) with 24 touchdowns. Also recorded 51 receptions resulting in 382 yards (7.5 avg.) and three touchdowns. As a true freshman in 2011, rushed for 742 yards and five touchdowns, earning the Big 12's Newcomer of the Year award. As a junior in 2013, Brown's 904 rushing yards and 1,099 all-purpose yards led the Longhorns. Started all 13 games at running back as a senior in 2014, was a second-team All-Big 12 selection.

PERSONAL: Born in Biloxi, Miss., on May 15, 1993...Brown's father, Tommy, played collegiately at Northwest Mississippi JUCO from 1982-84...graduated from Texas with a degree in physical culture and sports in December 2014.

MALCOLM BROWN NFL STATISTICS



REGULAR SEASON

Year	Team	G/S	Receiving						Rushing				
			No.	Yards	Avg.	Long	TD	Att.	Yards	Avg.	Long	TD	
2015	St. Louis Rams	1/0	1	-2	-2.0	-2	0	4	17	4.3	13	0	
2016	Los Angeles Rams	16/0	3	46	15.3	26	0	18	39	2.2	10	0	
2017	Los Angeles Rams	11/1	9	53	5.9	16	0	63	246	3.9	20	1	
2018	Los Angeles Rams	12/0	5	52	10.4	18t	1	43	212	4.9	19	0	
Totals		40/1	18	149	8.3	26	1	128	514	4.0	20	1	

POSTSEASON

Year	Team	G/S	Receiving				Rushing					
			No.	Yards	Avg.	Long	TD	Att.	Yards	Avg.	Long	TD
2017	Los Angeles Rams	1/0	0	0	0.0	0	0	2	14	7.0	11	0
Totals		1/0	0	0	0.0	0	0	2	14	7.0	11	0

Additional Career Statistics: Returned a blocked punt 8 yards for a touchdown at Jacksonville (10/15/17). Special teams tackles: 2016 (3).

Regular Season Single Game Career Highs:

Rushes – 15, at New York Giants (11/5/17)
Rush yards – 65, at San Francisco (10/21/18)

Postseason Single Game Career Highs:

Rushes – 2, vs. Atlanta (1/6/18, NFC Wild Card)
Rush yards – 14, vs. Atlanta (1/6/18, NFC Wild Card)

MALCOLM BROWN GAME-BY-GAME



2018 Los Angeles Rams

Game	W/L	P/S	Receiving					Rushing				
			No.	Yards	Avg.	Long	TD	Att.	Yards	Avg.	Long	TD
at Oak 9/10	W	1/0	2	18	9.0	9	0	1	5	5.0	5	0
Ari 9/16	W	1/0	0	0	0.0	0	0	12	46	3.8	19	0
LAC 9/23	W	1/0	0	0	0.0	0	0	5	42	8.4	14	0
Min 9/27	W	1/0	0	0	0.0	0	0	0	0	0.0	0	0
at Sea 10/7	W	1/0	0	0	0.0	0	0	0	0	0.0	0	0
at Den 10/14	W	1/0	0	0	0.0	0	0	5	24	4.8	9	0
at SF 10/21	W	1/0	1	6	6.0	0	0	13	65	5.0	10	0
GB 10/28	W	1/0	0	0	0.0	0	0	1	7	7.0	7	0
at NO 11/4	L	1/0	1	18	18.0	18t	1	0	0	0.0	0	0
Sea 11/11	W	1/0	1	10	10.0	10	0	0	0	0.0	0	0
KC 11/19	W	1/0	0	0	0.0	0	0	4	15	3.8	8	0
at Det 12/2	W	1/0	0	0	0.0	0	0	2	8	4.0	7	0
at Chi 12/9	L						Inactive					
Phi 12/16												
at Ari 12/23												
SF 12/30												
Totals		11-2 12/0	5	52	10.4	18t	1	43	212	4.9	19	0

2016 Los Angeles Rams


Game	W/L	P/S	Receiving					Rushing				
			No.	Yards	Avg.	Long	TD	Att.	Yards	Avg.	Long	TD
at SF 9/12	L	1/0	1	8	8.0	8	0	1	5	5.0	5	0
Sea 9/18	W	1/0	0	0	0.0	0	0	0	0	0.0	0	0
at TB 9/25	W	1/0	0	0	0.0	0	0	0	0	0.0	0	0
at Ari 10/2	W	1/0	0	0	0.0	0	0	0	0	0.0	0	0
Buf 10/9	L	1/0	1	26	26.0	26	0	2	2	1.0	2	0
at Det 10/16	L	1/0	0	0	0.0	0	0	0	0	0.0	0	0
NYG 10/23	L	1/0	0	0	0.0	0	0	0	0	0.0	0	0
Car 11/6	L	1/0	0	0	0.0	0	0	1	0	0.0	0	0
at NYJ 11/13	W	1/0	0	0	0.0	0	0	0	0	0.0	0	0
Mia 11/20	L	1/0	0	0	0.0	0	0	0	0	0.0	0	0
at NO 11/27	L	1/0	0	0	0.0	0	0	3	9	3.0	4	0
at NE 12/4	L	1/0	0	0	0.0	0	0	0	0	0.0	0	0
Atl 12/11	L	1/0	0	0	0.0	0	0	4	14	3.5	10	0
at Sea 12/15	L	1/0	1	12	12.0	12	0	1	-4	-4.0	-4	0
SF 12/24	L	1/0	0	0	0.0	0	0	1	2	2.0	2	0
Ari 1/1/17	L	1/0	0	0	0.0	0	0	5	11	2.2	4	0
Totals		4-12 16/0	3	46	15.3	26	0	18	39	2.2	10	0

2017 Los Angeles Rams

Game	W/L	P/S	Receiving					Rushing				
			No.	Yards	Avg.	Long	TD	Att.	Yards	Avg.	Long	TD
Ind 9/10	W	1/0	0	0	0.0	0	0	7	16	2.3	5	1
Was 9/17	L	1/0	1	-4	-4.0	-4	0	0	0	0.0	0	0
at SF 9/21	W											
at Dal 10/1	W	1/0	1	14	14.0	14	0	1	0	0.0	0	0
Sea 10/8	L	1/0	2	29	14.5	16	0	0	0	0.0	0	0
at Jax 10/15	W	1/0	0	0	0.0	0	0	3	17	5.7	8	0
Ari 10/22	W	1/0	1	7	7.0	7	0	11	48	4.4	11	0
at NYG 11/5	W	1/0	0	0	0.0	0	0	15	57	3.8	16	0
Hou 11/12	W											
at Min 11/19	L											
NO 11/26	W											
at Ari 12/3	W											
Phi 12/10	L	1/0	0	0	0.0	0	0	1	5	5.0	5	0
at Sea 12/17	W	1/0	0	0	0.0	0	0	10	45	4.5	14	0
at Ten 12/24	W	1/0	0	0	0.0	0	0	1	4	4.0	4	0
SF 12/3	L	1/1	4	7	1.8	5	0	14	54	3.9	20	0
Totals		11-5 11/1	9	53	5.9	16	0	63	246	3.9	20	1

2017 Postseason

ATL 1/6/18	L	1/0	0	0	0.0	0	0	2	14	7.0	11	0
Totals		0-1 1/0	0	0	0.0	0	0	2	14	7.0	11	0



91 DOMINIQUE EASLEY

OLB // Florida // Staten Island, N.Y.

Ht./Wt.: 6-2/263

NFL Exp.: 4th (3rd Rams)

GP/GS: 41/6, (Playoffs): (0/0)

Birth Date: 4/28/1992

Acquired: FA-2016

TRANSACTIONS: Placed on injured/reserve (10/2/18)...signed with the Los Angeles Rams (5/18/16)...released by the Patriots (4/13/16)...drafted by the New England Patriots in the first round (29th overall) of the 2014 NFL Draft.

PRO: Fourth-year pro has played in 41 games with six starts...racked up 77 career tackles (41 solo), including 6.5 sacks...forced five fumbles in his first three years.

2018 SEASON: vs. Chargers (9/23): Started at outside linebacker...recorded two solo tackles...**vs. Arizona (9/16):** Started at outside linebacker...recorded one solo tackle...**at Oakland (9/10):** Started at outside linebacker...recorded one assisted tackle...

2017 SEASON: Placed on reserve/injured (8/3/17).

2016 SEASON: Played in all 16 games...set career-highs in games played (16), tackles (50) and sacks (2.5)...**at San Francisco (9/12):** Made his Rams debut in the club's season opener...recorded four total tackles...forced RB Sean Draughn to fumble...**at Arizona (10/2):** Registered two tackles and recorded his second forced fumble of the season...**vs. Buffalo (10/9):** Recorded a season-high five tackles (two solo)...split a sack with DT Aaron Donald for his first of the season...**vs. Carolina (11/6):** Compiled a career-high six tackles (three solo)...also added three quarterback pressures on the day...**vs. Miami (11/20):** Notched 2.0 sacks, marked his first career multi-sack game...added three tackles (two solo), in addition to one quarterback pressure and one quarterback hit...**vs. San Francisco (12/24):** Notched five

tackles (four solo)...recorded one sack for a loss of five yards...added two quarterback pressures and one quarterback hit.

2015 SEASON: Played in 11 games with one start...tallied 2.0 sacks and 15 tackles (nine solo) before being placed on injured/reserve following the 12/13 game at Houston...**vs. Buffalo (11/23):** Recorded two tackles, one solo and teamed up with Rob Ninkovich to sack Tyrod Taylor for a 1-yard loss on third down...**at Houston (12/13):** Recorded one solo tackle...split a sack on QB Brian Hoyer for an 8-yard loss on third down during the first drive of the game, forcing a Texans punt.

2014 SEASON: Played in 11 games with two starts...placed on reserve/injured (12/17)...registered 1.0 sacks and 10 tackles (seven solo)...**vs. Chicago (10/26):** Started at defensive end and sacked QB Jay Cutler for a four-yard loss...**vs. Cincinnati (10/5):** Made first NFL start at defensive end in the win, finished with one tackle.

COLLEGE: Started 26-of-32 games over his four year career and finished with 81 tackles, 5.5 sacks, 18 tackles for loss, one fumble recovery and one pass defensed.

PERSONAL: Received EA Sports All-American honors after leading Curtis High to the 2009 Public Schools Athletic League Championship...named Most Valuable Player at the 2010 Under Armour All-American Game...has two sons, Dominique Easley 2 and Aarii Earl Easley...majored in general studies...took flying lessons in 2017 while on injured reserve.

DOMINIQUE EASLEY NFL STATISTICS



REGULAR SEASON

Year	Team	Tackles			Interceptions			Fumbles			TD	PD	FF	FR	Yards
		G/S	Total	Solo	Asst.	Sacks	Yards	Int.	Yards	Long					
2014	New England Patriots	11/1	15	9	6	1.0	4.0	1	0	0	0	1	0	0	
2015	New England Patriots	11/2	10	7	3	2.0	13.5	0	0	0	0	2	1	0	
2016	Los Angeles Rams	16/0	50	24	26	3.5	21.5	0	0	0	0	1	2	0	
2017	Los Angeles Rams	0/0													
2018	Los Angeles Rams	3/3	4	3	1	0.0	0.0	0	0	0	0	0	0	0	
Totals		38/3	79	43	36	6.5	39.0	1	0	0	0	2	5	1	

DOMINIQUE EASLEY GAME-BY-GAME



2018 Los Angeles Rams

Game	W/L	P/S	T	S	A	Sk	Yds	Int	Yds	Lg	TD	PD	FF	FR	Yds
at Oak 9/10	W	1/1	1	0	1	0.0	0.0	0	0	0	0	0	0	0	0
Ari 9/16	W	1/1	1	1	0	0.0	0.0	0	0	0	0	0	0	0	0
LAC 9/23	W	1/1	2	0	2	0.0	0.0	0	0	0	0	0	0	0	0
Min 9/27															
at Sea 10/7															
at Den10/14															
at SF 10/21															
GB 10/28															
at NO 11/4															
Sea 11/11															
KC 11/19															
at Det 12/2															
at Chi 12/9															
Phi 12/16															
at Ari 12/23															
SF 12/30															
Totals	3-0	3/3	4	3	1	0.0	0.0	0	0	0	0	0	0	0	0

2016 Los Angeles Rams


Game	W/L	P/S	T	S	A	Sk	Yds	Int	Yds	Lg	TD	PD	FF	FR	Yds
at SF 9/12	L	1/0	4	0	4	0.0	0.0	0	0	0	0	0	1	0	0
Sea 9/18	W	1/0	3	3	0	0.0	0.0	0	0	0	0	0	0	0	0
at TB 9/25	W	1/0	2	0	2	0.0	0.0	0	0	0	0	0	0	0	0
at Ari 10/2	W	1/0	2	1	1	0.0	0.0	0	0	0	0	0	0	1	0
Buf 10/9	L	1/0	5	2	3	0.5	3.5	0	0	0	0	0	0	0	0
at Det 10/16	L	1/0	4	1	3	0.0	0.0	0	0	0	0	0	0	0	0
NYG 10/23	L	1/0	2	0	2	0.0	0.0	0	0	0	0	0	0	0	0
Car 11/6	L	1/0	6	3	3	0.0	0.0	0	0	0	0	0	0	0	0
at NYJ 11/13	W	1/0	3	1	2	0.0	0.0	0	0	0	0	0	1	0	0
Mia 11/20	L	1/0	3	2	1	2.0	13.0	0	0	0	0	0	0	0	0
at NO 11/27	L	1/0	3	2	1	0.0	0.0	0	0	0	0	0	0	0	0
at NE 12/4	L	1/0	0	0	0	0.0	0.0	0	0	0	0	0	0	0	0
Atl 12/11	L	1/0	3	3	0	0.0	0.0	0	0	0	0	0	0	0	0
at Sea 12/15	L	1/0	3	1	2	0.0	0.0	0	0	0	0	0	0	0	0
SF 12/24	L	1/0	5	4	1	1.0	5.0	0	0	0	0	0	0	0	0
Ari 1/1/17	L	1/0	2	1	1	0.0	0.0	0	0	0	0	0	0	0	0
Totals	4-12	16/0	50	24	26	3.5	21.5	0	0	0	0	1	2	0	0

2015 New England Patriots

Game	W/L	P/S	T	S	A	Sk	Yds	Int	Yds	Lg	TD	PD	FF	FR	Yds
Pit 9/10	W	1/1	0	0	0	0.0	0.0	0	0	0	0	0	0	0	0
at Buf 9/20	W	0/0	0	0	0	0.0	0.0	0	0	0	0	0	0	0	0
Jax 9/27	W	1/0	2	1	1	0.0	0.0	0	0	0	0	0	0	0	0
at Dal 10/11	W	1/0	2	2	0	0.0	0.0	0	0	0	0	0	0	0	0
at Ind 10/18	W	1/0	1	1	0	0.5	5.5	0	0	0	0	0	0	0	0
NYJ 10/25	W	1/0	1	1	0	0.0	0.0	0	0	0	0	0	0	0	0
Mia 10/29	W	1/0	3	1	2	0.0	0.0	0	0	0	0	0	0	0	0
Was 11/08	W	1/0	0	0	0	0.0	0.0	0	0	0	0	0	0	0	0
at NYG 11/15	W	1/0	1	1	0	0.0	0.0	0	0	0	0	0	0	0	0
Buf 11/23	W	1/0	2	1	1	0.5	0.0	0	0	0	0	0	0	0	0
at Den 11/29	L	1/0	1	1	0	0.0	0.0	0	0	0	0	0	0	0	0
Phi 12/6	L	0/0	0	0	0	0.0	0.0	0	0	0	0	0	0	0	0
at Hou 12/13	W	1/0	1	1	0	1.0	8.0	0	0	0	0	0	0	0	0
Ten 12/20	W					Placed on reserve/injured									
Totals	12-2	11/1	15	9	6	2.0	13.5	0	0	0	0	0	0	0	0

2014 New England Patriots

Game	W/L	P/S	T	S	A	Sk	Yds	Int	Yds	Lg	TD	PD	FF	FR	Yds
at Mia 9/7	L	1/0	1	1	0	0.0	0.0	0	0	0	0	0	0	0	0
at Min 9/14	W	1/0	1	1	0	0.0	0.0	1	0	0	0	1	0	0	0
Oak 9/21	W	1/0	0	0	0	0.0	0.0	0	0	0	0	0	0	0	0
at KC 9/29	L	1/0	2	2	0	0.0	0.0	0	0	0	0	0	0	0	0
Cin 10/5	W	1/1	1	0	1	0.0	0.0	0	0	0	0	0	0	0	0
NYJ 10/16	W	0/0	0	0	0	0.0	0.0	0	0	0	0	0	0	0	0
Chi 10/26	W	1/1	3	1	2	1.0	4.0	0	0	0	0	0	0	0	0
Den 11/2	W	1/0	1	1	0	0.0	0.0	0	0	0	0	0	0	0	0
at Ind 11/16	W	1/0	1	1	0	0.0	0.0	0	0	0	0	0	0	0	0
Det 11/23	W	0/0	0	0	0	0.0	0.0	0	0	0	0	0	0	0	0
at GB 11/30	L	1/0	0	0	0	0.0	0.0	0	0	0	0	0	0	0	0
at SD12/7	W	1/0	0	0	0	0.0	0.0	0	0	0	0	0	0	0	0
Mia 12/14	W	0/0				Placed on reserve/injured									
Totals	10-3	11/2	10	7	3	1.0	4.0	1	0	0	0	1	1	0	0



97 MORGAN FOX

Defensive End // CSU Pueblo // Colorado Springs, Colo.

Ht./Wt.: 6-3/275

NFL Exp.: 3rd (3rd Rams)

GP/GS: 20/1, (Playoffs): (1/0)

Birth Date: 9/12/1994

Acquired: UDFA-2016

TRANSACTIONS: Signed to the club's active roster from the practice squad (12/15/16)...added to the Rams practice squad (10/13/16)...released (10/11/16)...added to the team's active roster from the practice squad (10/8/16)...signed to the practice squad (9/5/16)...released (9/3/16)...signed with the Los Angeles Rams as an undrafted free agent (5/6/16).

PRO: Third-year pro joined the team as an undrafted free agent following the 2016 NFL Draft...played in 20 career regular season games with one start...amassed 2.5 career sacks.

2017 SEASON: Played in all 16 regular season games with one start and saw acting in one playoff game...finished the regular season with 24 tackles (15 solo), 2.5 sacks, two tackles for loss and one forced fumble...**vs. Indianapolis (9/10):** Played on defense and special teams...made two solo tackles, including one for loss...tackled Colts QB Jacoby Brissett in the end zone for a safety...**vs. Washington (9/17):** Saw action on defense and special teams...split his first career sack with OLB Robert Quinn on Redskins QB Kirk Cousins...also recorded one assisted tackle...**at San Francisco (9/21):** Saw action on defense and special teams...notched one solo tackle for a loss, one sack and one quarterback hit...**at Jacksonville (10/16):** Saw action on defense and special teams...recorded three tackles (two solo)...also had 1.0 sack, one quarterback hit and one forced fumble...**vs. San Francisco (12/31):** Saw action on defense and on special teams...recorded four tackles (three solo)...**Wild Card vs. Atlanta (1/6/18):** Saw action at defensive end...tallied four tackles (three solo) and two quarterback hits.

2016 SEASON: Played in four games as a rookie after spending 13 of the first 14 weeks of the season on the club's practice squad...compiled six tackles (four solo) in addition to one forced fumble and one fumble recovery...**vs. San Francisco (12/24):** Notched a career-high three tackles (two solo)...also had one forced fumble and one fumble recovery...**vs. Arizona (1/1):** Tallied two tackles (one solo).

COLLEGE: Owns the Colorado State-Pueblo record for sacks in a season (17.0) and career (36.0)...totaled 164 career tackles (82 solo), 49.5 tackles for loss, four fumble recoveries, two forced fumbles and 11 break-ups...as a senior in 2015, named a finalist for the Cliff Harris Small College Defensive Player of the Year...honored as the runner-up for the Gene Upshaw Division II Lineman of the Year Award...First Team All-American (Coaches Association)...finished first in the nation in sacks per game with 1.42, while the 128 sack yards was first nationally...finished the season with 52 tackles (32 solo), forced and recovered a fumble and added one pass break-up...member of a Pack defense that finished third nationally in interceptions (24), third in scoring defense (15.8), 11th in rushing defense (94.6), 17th in total defense (308.8), 18th in tackles for loss (8.2) and 19th in sacks per game (3.0)...as a junior in 2013, appeared in 15 games at defensive end for the Pack...recorded 57 total tackles, 27 solo...second on the team with 12.5 sacks...his 18.5 tackles for loss was also second on the squad...as a sophomore in 2013, started in all 12 games...had 45 tackles for an average of 8.5 yards a loss, and 6.0 sacks for 41 yards...as a freshman in 2012, finished the season with 10 tackles.

PERSONAL: Attended Fountain-Fort Carson High School...named a first-team All-Conference selection during his senior year...also an honorable mention All-Conference selection, a first-team All-City selection and an All-State Game selection...during his senior year, made 112 tackles, 8.0 sacks, five fumble recoveries and two forced fumbles...named the team's defensive MVP and top defensive lineman...also competed in wrestling and lacrosse...son of Joe and Helen Fox and Cathy Antoniou...has four younger siblings, Madi, Marlee, Jack Fox and Theodore Antoniou...Uncles, Oscar and Isaac Wood, competed in wrestling...majored in exercise science.

MORGAN FOX NFL STATISTICS



REGULAR SEASON

Year	Team	G/S	Tackles			Sacks	Yards	Int.	Interceptions			PD	Fumbles		
			Total	Solo	Asst.				Yards	Long	TD		FF	FR	Yards
2016	Los Angeles Rams	4/0	6	4	2	0.0	0.0	0	0	0	0	0	1	1	0
2017	Los Angeles Rams	16/1	24	15	9	2.5	13.5	0	0	0	0	0	1	1	0
Totals		20/1	30	19	11	2.5	13.5	0	0	0	0	0	2	2	0

POSTSEASON

Year	Team	G/S	Tackles			Sacks	Yards	Int.	Interceptions			PD	Fumbles		
			Total	Solo	Asst.				Yards	Long	TD		FF	FR	Yards
2017	Los Angeles Rams	1/0	4	3	1	0.5	1.5	0	0	0	0	0	0	0	0
Totals		1/0	4	3	1	0.5	1.5	0	0	0	0	0	0	0	0

Additional Career Statistics: Recorded his first NFL score when he tackled Colts QB J. Brissett in the end zone (9/10/17).

MORGAN FOX GAME-BY-GAME



2017 Los Angeles Rams

Game	W/L	P/S	T	S	A	Sk	Yds	Int	Yds	Lg	TD	PD	FF	FR	Yds
Ind 9/10	W	1/0	2	2	0	0.0	0.0	0	0	0	0	0	0	0	0
Was 9/17	L	1/0	1	0	1	0.5	5.5	0	0	0	0	0	0	0	0
at SF 9/21	W	1/0	1	1	0	1.0	5.0	0	0	0	0	0	0	0	0
at Dal 10/1	W	1/0	2	1	1	0.0	0.0	0	0	0	0	0	0	0	0
Sea 10/8	L	1/0	2	2	0	0.0	0.0	0	0	0	0	0	0	0	0
at Jax 10/15	W	1/0	3	2	3	1.0	3.0	0	0	0	0	1	0	0	0
Ari 10/22	W	1/0	0	0	0	0.0	0.0	0	0	0	0	0	0	0	0
at NYG 11/5	W	1/0	2	0	2	0.0	0.0	0	0	0	0	0	0	0	0
Hou 11/12	W	1/0	1	1	0	0.0	0.0	0	0	0	0	0	0	0	0
at Min 11/19	L	1/0	1	1	0	0.0	0.0	0	0	0	0	0	0	0	0
NO 11/26	W	1/0	0	0	0	0.0	0.0	0	0	0	0	0	0	0	0
at Ari 12/2	W	1/0	3	2	1	0.0	0.0	0	0	0	0	0	0	0	0
Phi 12/10	L	1/0	0	0	0	0.0	0.0	0	0	0	0	0	0	0	0
at Sea 12/17	W	1/0	2	0	2	0.0	0.0	0	0	0	0	0	0	1	0
at Ten 12/24	W	1/0	0	0	0	0.0	0.0	0	0	0	0	0	0	0	0
SF 12/31	L	1/1	4	3	1	0.0	0.0	0	0	0	0	0	0	0	0
Totals	11-5	16/1	24	15	9	2.5	13.5	0	0	0	0	0	1	1	0

2017 Postseason

Atl 1/6/18	L	1/0	5	4	1	0.5	1.5	0	0	0	0	0	0	0	0
Totals	0-1	1/0	5	4	1	0.5	1.5	0	0	0	0	0	0	0	0

2016 Los Angeles Rams

Game	W/L	P/S	T	S	A	Sk	Yds	Int	Yds	Lg	TD	PD	FF	FR	Yds
at SF 9/12	L														Practice Squad
Sea 9/18	W														Practice Squad
at TB 9/25	W														Practice Squad
at Ari 10/2	W														Practice Squad
Buf 10/9	L	1/0	0	0	0	0.0	0	0	0	0	0	0	0	0	0
at Det 10/16	L														Practice Squad
NYG 10/23	L														Practice Squad
Car 11/6	L														Practice Squad
at NYJ 11/13	W														Practice Squad
Mia 11/20	L														Practice Squad
at NO 11/27	L														Practice Squad
at NE 12/4	L														Practice Squad
Atl 12/11	L														Practice Squad
at Sea 12/15	L	1/0	1	1	0	0.0	0	0	0	0	0	0	0	0	0
SF 12/24	L	1/0	3	2	1	0.0	0	0	0	0	0	0	1	1	0
Ari 1/1/17	L	1/0	2	1	1	0.0	0	0	0	0	0	0	0	0	0
Totals	4-12	4/0	6	4	2	0.0	0	0	0	0	0	0	1	1	0



36 DOMINIQUE HATFIELD

Cornerback // Utah // Los Angeles, Calif.

Ht./Wt.: 5-10/178

NFL Exp.: 2nd (2nd Rams)

GP/GS: 21/0, (Playoffs): (0/0)

Birth Date: 12/13/1994

Acquired: UDFA-2017

TRANSACTIONS: Placed on injured reserve (12/11/18)...signed to Rams active roster (9/26/18)...terminated from practice squad (9/26/18)...signed to Rams practice squad (9/2/18)...waived (9/2/18)...signed futures contract with the Rams (1/8/18)...signed to Rams practice squad (12/12/17)...released (12/9/17)...signed with the Los Angeles Rams as an undrafted free agent (5/15/17).

PRO: Second-year pro, joined the team as an undrafted free agent following a tryout with the team following the 2017 NFL Draft...played in 21 career games, primarily in defensive sub-packages and on special teams.

2018 SEASON: **at Chicago (12/9):** Saw action on special teams prior to exiting the game in the third quarter due to injury...**at Detroit (12/2):** Saw significant action on special teams...**vs. Kansas City (11/19):** Saw action on special teams...**vs. Seattle (11/11):** Saw action on special teams...**at New Orleans (11/4):** Saw action on special teams...**vs. Green Bay (10/28):** Saw significant action on special teams...**at San Francisco (10/21):** Saw action on defense and special teams...recorded one special teams tackle...**at Denver (10/14):** Saw action on special teams...**at Seattle (10/7):** Saw action on special teams...**vs. Minnesota (9/27):** Saw action on special teams.

2017 SEASON: **at Arizona (12/3):** Saw action on special teams...**vs. New Orleans (11/26):** Saw action at cornerback...**at Minnesota (11/19):** Saw action at cornerback and on special teams...saw extended action at corner for an injured Kavon Webster...recorded two solo tackles on defense...**vs. Houston (11/12):** Saw action at cornerback and special teams...**at New York Giants (11/5):** Saw action at cornerback and special teams...**vs. Arizona (10/22):** Saw action at cornerback and special teams...**at Jacksonville (10/15):** Saw action on special teams and one defensive play...**vs. Seattle (10/8):** Saw action on special teams...**at Dallas (10/1):** Declared inactive...**vs. San**

Francisco (9/21): Saw action at cornerback and special teams...**vs. Washington (9/17):** Saw action at cornerback and special teams...**vs. Indianapolis (9/10):** Saw action at cornerback and picked up one solo tackle.

COLLEGE: Three-year starting cornerback...played receiver as a freshman and the first game of his sophomore season before moving to corner...tallied two interception returns for touchdowns in collegiate career...As a senior in 2016, played in the last nine regular-season games with six starts...missed the first three games with an injury...finished the season with 30 tackles, an interception and four pass breakups...in 2015, played in the last 12 games with 11 starts...finished tied for third in the Pac-12 in interceptions (four) and interceptions per game (0.33)...six passes defensed...33 total tackles, including 1.5 TFL...registered a 46-yard interception return for a touchdown and five tackles against BYU in the Las Vegas Bowl...as a sophomore in 2014, moved to cornerback after the first game of the season and immediately became a starter...played in all 13 games, with 10 starts...finished the season with 38 tackles including 1.5 TFL with an interception and nine pass breakups...shared an interception and returned it 20 yards for a touchdown that clinched a Utah win at Colorado...as a true freshman in 2013, played in 11 games, seeing time at receiver and on special teams...recorded four catches for 84 yards...added seven kick returns for 116 yards, all of which came against Washington State (long of 24 yards)...contributed seven tackles on special teams...lettered as a true freshman.

PERSONAL: Son of De'Wayne Coleman and Meka Stokes...sociology major at Utah...Los Angeles Times and The Wave all-area...Los Angeles City Section Defensive Player of the Year...had eight interceptions his senior season while playing wide receiver and cornerback at Crenshaw High...named a team captain.

18 COOPER KUPP

Wide Receiver // Eastern Washington // Yakima, Wash.

Ht./Wt.: 6-2/208

NFL Exp.: 2nd (2nd Rams)

GP/GS: 23/14, (Playoffs): (1/0)

Birth Date: 6/15/1993

Acquired: D3A-2017 (No. 69)



TRANSACTIONS: Placed on injured reserve (11/19/18)...selected by the Rams in the third round (69th overall) of the 2017 NFL Draft (4/29/17).

PRO: Started 14-of-23 games career played...led the Rams in receiving yards (869) and ranked second in receptions (62) in his first professional season...named to the PFWA All-Rookie team in 2017.

2018 SEASON: **vs. Seattle (11/11):** Started at wide receiver...hauled in five passes for 39 yards prior to leaving the game with an injury in the fourth quarter...recorded his 100th career reception to become the 60th player to reach the century mark for receptions in Rams history...his longest reception was 25 yards...**at New Orleans (11/4):** Started at wide receiver...caught five passes for 89 yards, one touchdown and an average of 17.8 yards per catch...his longest reception was a 41-yard touchdown in the fourth quarter...set a new single-season career-high with six receiving touchdowns...named an honorary team captain...**vs. Green Bay (10/28):** Declared inactive...**at San Francisco (10/21):** Declared inactive...**at Denver (10/14):** Started at wide receiver...played 28 offensive snaps prior to leaving the game due to injury...recorded one rushing attempt for 12 yards...**at Seattle (10/7):** Notched six catches for 90 yards and one touchdown...his third consecutive game with a touchdown catch...averaged 15.0 yards per reception...left the game with an injury and did not play the second half...**vs. Vikings (9/27):** Posted personal bests across the board including nine receptions for 162 yards and two touchdowns...averaged 18.0 yards per catch...recorded a new career-long 70-yard reception for a touchdown...also the longest scoring play for the team this season...added one punt return for four yards...**vs. Chargers (9/23):** Tallied four catches for 71 yards and a touchdown...registered a long of 53 yards...crossed the 1,000-yard receiving mark for his career...added one rushing attempt...**vs. Arizona (9/16):** Notched six receptions for 63 yards...served as the holder on one successful field goal and PAT attempt...**at Oakland (9/10):** Started at wide receiver...hauled in five receptions for 52 yards and one touchdown.

2017 SEASON: Started in six-of-15 games and played in one postseason game...tallied 62 receptions for 869 yards and five touchdowns in regular season action...led the team in receiving yards...set the Rams rookie record for receptions...named to PFWA All-Rookie team...**Wild Card vs. Atlanta (1/6/18):** Saw action at wide receiver...tallied eight receptions for 69 yards and one touchdown...became the first Rams rookie in franchise history to catch eight passes in a postseason game...**at Tennessee (12/24):** Started at wide receiver...registered four receptions for 65 yards and one touchdown...**vs. Philadelphia (12/10):** Started at wide receiver...hauled in five receptions for a career-high 118 yards, including a career-long 64-yard reception and one touchdown...posted his second-career 100-plus yard game...**at Arizona (12/3):** Started at wide receiver...registered five receptions for 68 yards...**vs. New Orleans (11/26):** Saw action at wide receiver...recorded a career high in receptions

(eight) for 116 receiving yards...first 100-plus yard game of his career...**at Minnesota (11/19):** Started at wide receiver...hauled in six receptions for 64 yards...**at New York Giants (11/5):** Made first career start at wide receiver...recorded three receptions for 54 yards...**vs. Arizona (10/22):** Saw action at wide receiver...hauled in four receptions for 51 yards and a touchdown...**at Dallas (10/1):** Saw action at wide receiver...had five receptions for 60 yards and a touchdown...**vs. Indianapolis (9/10):** Saw action at wide receiver and had four receptions for a game-high 76 yards and a touchdown.

COLLEGE: Kupp was a consensus FCS All-American for the four-straight seasons...earned first team All-America honors on all eight 2016 teams announced, bringing his total of All-America honors won in four seasons to 30 (all first team, including nine in 2013, six in 2014, seven in 2015 and eight in 2016)...in addition, he earned 14 different national player of the year accolades in his career and was a three-time Academic All-America selection...in 2016, Kupp became the first wide receiver and just the fourth player overall in the 54-year history of the Big Sky Conference to earn first team All-Big Sky honors four seasons...in 2015, Kupp became only the second wide receiver in 42 years to capture the Big Sky Conference Offensive MVP Award, then became one of only 10 repeat winners in league history in 2016...also a two-time team co-captain, honored four times on the Big Sky Conference All-Academic team and was twice selected as an Academic All-Star by the FCS Athletic Director's Association...he was honored as Big Sky Conference Player of the Week six times in his career – four times on offense and twice on special teams...Kupp established 15 FCS, 11 Big Sky and 26 EWU records in his illustrious 52-game Eastern career (all as a starter), and added a collegiate all-division mark...his 6,464 yards, 428 receptions, 73 touchdown catches, 124.3 average yards per game and 1.40 average touchdowns per game were all FCS records.

PERSONAL: Attended Davis High School where he was a two-way All-State selection...earned first team 4A All-State honors as a defensive back and honorable mention accolades as a wide receiver from the Associated Press...finished his senior season with 60 receptions for 1,059 yards (17.7 per catch) and 18 touchdowns, and scored 22 total touchdowns to set a school record...married to the former Anna Croskrey...parents are Craig and Karin Kupp, who were both inducted into the Pacific Lutheran University Hall of Fame in 2003...his father was a fifth-round draft pick by the New York Giants in 1990 and played in 1991 for the Phoenix Cardinals and the Dallas Cowboys...his grandfather, Jake Kupp, was an offensive lineman for the University of Washington and was drafted by the Dallas Cowboys in the 1964 NFL draft and played from 1964-75 with stints with the Washington Redskins, New Orleans Saints and Atlanta Falcons...he was named to the NFL All-Rookie team and was inducted into the New Orleans Saints Hall of Fame in 1991...earned his bachelor's degree in economics. He and his wife, Anna, have one son.

COOPER KUPP NFL STATISTICS



REGULAR SEASON

Year	Team	G/S	No.	Receiving				TD	Att.	Rushing				TD
				Yards	Avg.	Long	Yards			Avg.	Long			
2017	Los Angeles Rams	15/6	62	869	14.0	64	5	0	0	0.0	0	0	0	
2018	Los Angeles Rams	8/8	40	566	14.2	70t	6	4	25	6.3	12	0	0	
Totals		23/14	102	1,435	14.1	70t	11	4	25	6.3	12	0	0	

POSTSEASON

Year	Team	G/S	No.	Receiving				TD	Att.	Rushing				TD
				Yards	Avg.	Long	Yards			Avg.	Long			
2017	Los Angeles Rams	1/0	8	69	8.6	15	1	0	0	0.0	0	0	0	
Totals		1/0	8	69	8.6	15	1	0	0	0.0	0	0	0	

Additional Career Statistics: Returned one punt for four yards vs. Minnesota (9/27/18).

COOPER KUPP GAME-BY-GAME



2018 Los Angeles Rams


Game	W/L	P/S	Receiving				TD	Att.	Rushing				TD
			No.	Yards	Avg.	Long			Yards	Avg.	Long		
at Oak 9/10	W	1/1	5	52	10.4	12	1	2	10	8.0	12	0	0
Ari 9/16	W	1/1	6	63	10.5	29	0	0	0	0.0	0	0	0
LAC 9/23	W	1/1	4	71	17.8	53t	1	1	-3	-3.0	-3	0	0
Min 9/27	W	1/1	9	162	18.0	70t	2	0	0	0.0	0	0	0
at Sea 10/7	W	1/1	6	90	15.0	27	1	0	0	0.0	0	0	0
at Den 10/14	W	1/1	0	0	0.0	0	0	1	12	12.0	12	0	0
at SF 10/21	W	0/0	Declared inactive										0
GB 10/28	W	0/0	Declared inactive										0
at NO 11/4	L	1/1	5	89	17.8	41t	1	0	0	0.0	0	0	0
Sea 11/11	W	1/1	5	39	7.8	25	0	0	0	0.0	0	0	0
KC 11/19	W	0/0	Injured reserve (IR)										0
at Det 12/2													0
at Chi Phi 12/9													0
Phi 12/16													0
at Ari 12/23													0
SF 12/30													0
Totals	10-1	8/8	40	566	14.2	70t	6	4	25	6.3	12	0	0

2017 Los Angeles Rams

Game	W/L	P/S	Receiving				TD	Att.	Rushing				TD
			No.	Yards	Avg.	Long			Yards	Avg.	Long		
Ind 9/10	W	1/0	4	76	19.0	28	1	0	0	0.0	0	0	0
Was 9/17	L	1/0	3	33	11.0	17	0	0	0	0.0	0	0	0
at SF 9/21	W	1/0	2	17	17.0	13	0	0	0	0.0	0	0	0
at Dal 10/1	W	1/0	5	60	12.0	24	1	0	0	0.0	0	0	0
Sea 10/8	L	1/0	3	44	14.7	19	0	0	0	0.0	0	0	0
at Jax 10/15	W	1/0	2	35	17.5	22	0	0	0	0.0	0	0	0
Ari 10/22	W	1/0	4	51	12.8	18	1	0	0	0.0	0	0	0
at NYG 11/5	W	1/1	3	54	18.0	35	0	0	0	0.0	0	0	0
Hou 11/12	W	1/0	6	47	7.8	19	0	0	0	0.0	0	0	0
at Min 11/19	L	1/1	6	64	10.7	23	0	0	0	0.0	0	0	0
NO 11/26	W	1/0	8	116	14.5	53	0	0	0	0.0	0	0	0
at Ari 12/3	W	1/1	5	68	13.6	25	0	0	0	0.0	0	0	0
Phi 12/10	L	1/1	5	118	23.6	64	1	0	0	0.0	0	0	0
at Sea 12/17	W	1/1	2	21	10.5	15	0	0	0	0.0	0	0	0
at Ten 12/24	W	1/1	4	65	16.3	34	1	0	0	0.0	0	0	0
SF 12/31	L		Did Not Play										0
Totals	11-5	15/6	62	869	14.0	64	5	0	0	0.0	0	0	0

2017 Postseason

At 1/6/18	L	1/0	8	69	8.6	15	1	0	0	0.0	0	0	0
Totals	0-1	1/0	8	69	8.6	15	1	0	0	0.0	0	0	0



88 MICHAEL THOMAS

Wide Receiver // Southern Miss. // Chicago, Ill.

Ht./Wt.: 6-1/189

NFL Exp.: 3rd (3rd Rams)

GP/GS: 24/1, (Playoffs): (0/0)

Birth Date: 8/16/1994

Acquired: D6C-2016 (No. 206)

TRANSACTIONS: Placed on injured/reserve (9/18/18)...selected by Los Angeles in the sixth round (206th overall) of the 2016 NFL Draft (4/30/16).

PRO: Third-year pro has appeared in 24 games with one start...totaled 130 yards receiving on eight receptions.

2018 SEASON: vs. Arizona (9/16): Declared inactive...**at Oakland (9/10):** Appeared in 12 special teams plays.

2017 SEASON: Finished the regular season with five receptions for 93 yards in his sophomore campaign...**at Jacksonville (10/15):** Saw first action of the 2017 season, primarily on special teams...**at Minnesota (11/19):** Hauled in one catch for 12 yards...**at Arizona (12/3):** Recorded one kick return for 15 yards...**vs. Philadelphia (12/10):** Blocked Eagles P Donnie Jones punt and CB Blake Countess scooped it up and ran it 16 yards for a touchdown...**vs. San Francisco (12/31):** Made his first career start at wide receiver...led the team in receiving yards with three catches for 75 yards, including a 50-yard reception...**Wild Card vs. Atlanta (1/6/18):** Declared Inactive.

2016 SEASON: Played in 15 games as a rookie...became a significant contributor on special teams while racking up six special teams tackles...**vs. Buffalo (10/9):** Returned three kickoffs for 62 yards...recorded a special teams tackle...**at New England (12/4):** Saw action at wide receiver and on special teams...recorded three special teams tackles, giving him five on the season...**vs. Atlanta (12/11):** Caught his first NFL pass from QB Jared Goff for a 16 yard gain...returned six kickoffs for 118 yards, including a long of 41 yards...**at Seattle (12/15):** Caught one pass for six yards...**Week 17 vs. Arizona (1/1):** Hauled in a 15 yard reception...recorded his sixth special teams tackle of the season.

COLLEGE: As a senior in 2015, named honorable mention All-Conference USA...set a single-season school marks his senior campaign with 1,391 receiving yards and added 14 touchdown

receptions...played in 13-of-14 games...tallied 71 receptions for 19.6 ypc...had at least one touchdown catch in each of his final 10 games...notched 100-yard receiving games eight times, including a season-high 190 yards and two scoring grabs against Washington in the Zaxby's Heart of Dallas Bowl (12/26)...also had a 162-yard receiving game that included an acrobatic one-handed touchdown catch that was featured on ESPN's Top 10 plays at Louisiana Tech (11/28)...had a 155 receiving yard and three touchdown performance against North Texas (10/3)...ranks second at the school in career 100-yard games with the program with 10...first on the team in 20-plus yard plays with 34 (28 receptions, six kick returns) to go along with five touchdown grabs of 50 or more yards...in 2014, named All-Conference USA (Honorable Mention)...played in all 12 games on the season, made nine starts...tallied 592 receiving yards and 625 kickoff return yards for 1,217 all-purpose yards...finished the year with 592 yards receiving on 41 catches and five touchdowns...finished with a season-high two touchdowns...notched a pair of 100-yard receiving games...notched six games with 100 or more all-purpose yards, including a pair of 200+ games – Louisiana Tech (222) and Middle Tennessee (207)...in 2013, attended Dodge City Community College...led DCCC with 42 receptions for 709 yards (70.9 yards per game/16.9 average) with three touchdowns in 10 games ...named Honorable Mention All-American...in 2012, attended College of Dupage as a freshman.

PERSONAL: Lettered at DuSable High School in Chicago, Ill...helped the Panthers to the State Playoffs as a senior...named first-team All-District as a junior and senior...scored 29 touchdowns combined as a junior and senior...as a senior, notched six touchdowns in a game against Carver HS...son of Lisa Wilson and Michael Thomas...has an older brother, Nate Brown...majored in interdisciplinary studies.

MICHAEL THOMAS NFL STATISTICS



Year	Team	G/S	Receiving			NFL STATISTICS			Kickoff Returns			TD
			No.	Yards	Avg.	Long	TD	Att.	Yards	Avg.	Long	
2016	Los Angeles Rams	15/0	3	37	12.3	16	0	9	180	20.0	41	0
2017	Los Angeles Rams	8/1	5	93	18.6	50	0	1	15	15.0	15	0
2018	Los Angeles Rams	1/0	0	0	0.0	0	0	0	0	0	0	0
Totals		24/1	8	130	16.3	50	0	10	195	19.5	41	0

Additional Career Statistics: Special Teams Tackles: RAMS: 2016 (6), 2017 (1), Total: (7).

MICHAEL THOMAS GAME-BY-GAME



2018 Los Angeles Rams

Game	W/L	G/S	Receiving					Att.	Rushing				PR	Returns			KR	Yards	Avg.	Long	TD
			No.	Yards	Avg.	Long	TD		Yards	Avg.	Long	TD		FC	Yards	Long					
at Oak 9/10	W	1/0	0	0	0.0	0	0	0	0	0.0	0	0	0	0	0	0	0	0	0.0	0	0
Ari 9/16	W	0/0																			
LAC 9/23																					
Min 9/27																					
at Sea 10/7																					
at Den 10/14																					
at SF 10/21																					
GB 10/28																					
at NO 11/04																					
Sea 11/11																					
KC 11/19																					
at Det 12/2																					
at Chi 12/9																					
Phi 12/16																					
at Ari 12/23																					
SF 12/30																					
Totals	2-0	1/0	0	0	0.0	0	0	0	0	0.0	0	0	0	0	0	0	0	0	0.0	0	0

2017 Los Angeles Rams

Game	W/L	G/S	Receiving					Att.	Rushing				PR	Returns			KR	Yards	Avg.	Long	TD
			No.	Yards	Avg.	Long	TD		Yards	Avg.	Long	TD		FC	Yards	Long					
Ind 9/10	W	0/0																			
Was 9/17	L	0/0																			
at SF 9/21	W	0/0																			
at Dal 10/1	W	0/0																			
Sea 10/8	L	0/0																			
at Jax 10/15	W	1/0	0	0	0.0	0	0	0	0	0.0	0	0	0	0	0	0	0	0	0.0	0	0
Ari 10/22	W	0/0																			
at NYG 11/5	W	0/0																			
Hou 11/12	W	0/0																			
at Min 11/19	L	1/0	1	12	12.0	12	0	0	0	0.0	0	0	0	0	0	0	0	0	0.0	0	0
NO 11/26	W	1/0	0	0	0.0	0	0	0	0	0.0	0	0	0	0	0	0	0	0	0.0	0	0
at Ari 12/3	W	1/0	0	0	0.0	0	0	0	0	0.0	0	0	0	0	0	0	0	1	15	15.0	15
Phi 12/10	L	1/0	1	6	6.0	6	0	0	0	0.0	0	0	0	0	0	0	0	0	0.0	0	0
at Sea 12/17	W	1/0	0	0	0.0	0	0	0	0	0.0	0	0	0	0	0	0	0	0	0.0	0	0
at Ten 12/24	W	1/0	0	0	0.0	0	0	0	0	0.0	0	0	0	0	0	0	0	0	0.0	0	0
SF 12/31	L	1/1	3	75	25.0	50	0	0	0	0.0	0	0	0	0	0	0	0	0	0.0	0	0
Totals	11-5	8/1	5	93	18.6	50	0	0	0	0.0	0	0	0	0	0	0	0	1	15	15.0	15

2017 Postseason

Atl 1/6/18	L	0/0																			
Totals	0-1	0/0	0	0	0.0	0	0	0	0	0.0	0	0	0	0	0	0	0	0	0.0	0	0

2016 Los Angeles Rams

Game	W/L	G/S	Receiving					Att.	Rushing				PR	Returns			KR	Yards	Avg.	Long	TD
			No.	Yards	Avg.	Long	TD		Yards	Avg.	Long	TD		FC	Yards	Long					
at SF 9/12	L	1/0	0	0	0.0	0	0	0	0	0.0	0	0	0	0	0	0	0	0	0.0	0	0
Sea 9/18	W	1/0	0	0	0.0	0	0	0	0	0.0	0	0	0	0	0	0	0	0	0.0	0	0
at TB 9/25	W	1/0	0	0	0.0	0	0	0	0	0.0	0	0	0	0	0	0	0	0	0.0	0	0
at Ari 10/2	W	1/0	0	0	0.0	0	0	0	0	0.0	0	0	0	0	0	0	0	0	0.0	0	0
Buf 10/9	L	1/0	0	0	0.0	0	0	0	0	0.0	0	0	0	0	0	0	0	3	62	20.7	22
at Det 10/16	L	1/0	0	0	0.0	0	0	0	0	0.0	0	0	0	0	0	0	0	0	0.0	0	0
NYG 10/23	L	1/0	0	0	0.0	0	0	0	0	0.0	0	0	0	0	0	0	0	0	0.0	0	0
Car 11/6	L	1/0	0	0	0.0	0	0	0	0	0.0	0	0	0	0	0	0	0	0	0.0	0	0
at NYJ 11/13	W	1/0	0	0	0.0	0	0	0	0	0.0	0	0	0	0	0	0	0	0	0.0	0	0
Mia 11/20	L	1/0	0	0	0.0	0	0	0	0	0.0	0	0	0	0	0	0	0	0	0.0	0	0
at NO 11/27	L	1/0	0	0	0.0	0	0	0	0	0.0	0	0	0	0	0	0	0	0	0.0	0	0
at NE 12/4	L	1/0	0	0	0.0	0	0	0	0	0.0	0	0	0	0	0	0	0	0	0.0	0	0
Atl 12/11	L	1/0	1	16	16.0	16	0	0	0	0.0	0	0	0	0	0	0	6	118	19.7	41	0
at Sea 12/15	L	1/0	1	6	6.0	6	0	0	0	0.0	0	0	0	0	0	0	0	0	0.0	0	0
SF 12/24	L	0/0																			
Ari 1/1/17	L	1/0	1	15	15.0	15	0	0	0	0.0	0	0	0	0	0	0	0	0	0.0	0	0
Totals	4-12	15/0	3	37	12.3	16	0	0	0	0.0	0	0	0	0	0	0	9	180	20.0	41	0