

KONICA MINOLTA

# **LOS ANGELES RAMS 2017 SEASON IN REVIEW**





# LOS ANGELES RAMS COMPLETE 2017 CAMPAIGN WITH NFC WEST CROWN



2017 SCHEDULE				
REGULAR SEASON (11-5), POSTSEASON (0-1)				
Sept. 10	Indianapolis Colts	1:05 p.m.	W, 46-9	
Sept. 17	Washington Redskins	1:25 p.m.	L, 27-20	
Sept. 21	at San Francisco 49ers (Thur.)	5:25 p.m.	W, 41-39	
Oct. 1	at Dallas Cowboys	10:00 a.m.	W, 35-30	
Oct. 8	Seattle Seahawks	1:05 p.m.	L, 16-10	
Oct. 15	at Jacksonville Jaguars	1:05 p.m.	W, 27-17	
Oct. 22	Arizona Cardinals (London)	10:00 a.m.	W, 33-0	
BYE WEEK				
Nov. 5	at New York Giants	10:00 a.m.	W, 51-17	
Nov. 12	Houston Texans	1:05 p.m.	W, 33-7	
Nov. 19	at Minnesota Vikings	10:00 a.m.	L, 24-7	
Nov. 26	New Orleans Saints	1:25 p.m.	W, 26-20	
Dec. 3	at Arizona Cardinals	1:25 p.m.	W, 32-16	
Dec. 10	Philadelphia Eagles	1:25 p.m.	L, 43-35	
Dec. 17	at Seattle Seahawks	1:05 p.m.	W, 42-7	
Dec. 24	at Tennessee Titans	10:00 a.m.	W, 27-23	
Dec. 31	San Francisco 49ers	1:25 p.m.	L, 34-13	
Jan. 6	*Atlanta Falcons	5:15 p.m.	L, 26-13	

\* Denotes NFC Wild Card Round  
(All times listed are PST)  
For information about tickets, please visit [www.therams.com/tickets](http://www.therams.com/tickets)

### RAMS REFLECT ON 2017 SUCCESS



The Los Angeles Rams (11-5) won the NFC West for the first time since the 2003 season.

L.A. capped off one of the biggest turnarounds in NFL history with a sweep of three of the top awards at the NFL Honors show held in Minneapolis, Minn. Feb. 3.

First year Head Coach Sean McVay was named the Coach of the Year, RB Todd Gurley II named the Offensive Player of the Year and DT Aaron Donald named Defensive Player of the Year, all three awards were given out by the *Associated Press*. Donald became the first defender in franchise history to be named DPOY. The Rams became the first trio in the history of the AP awards to sweep the top-three awards.

McVay, the youngest coach in modern NFL history at 31, took over a team that had not posted a winning record since 2003, and led the Rams to an 11-5 record, the NFC West title and their first playoff appearance since 2004. The playoff berth was fueled by the offensive turnaround, transforming the league's 32nd-ranked scoring offense from 2016 into the league's top-scoring team during the 2017 NFL season.

The L.A. offensive unit ran through Gurley who led the league in scrimmage yards (2,093), total touchdowns (19) and scoring amongst non-kickers (114).

Gurley became the first Ram to win offensive player of the year since Hall of Fame RB Marshall Faulk took home the award in 2001. Faulk (1999, 2000, 2001) and fellow Hall of Famer Eric Dickerson (1986) were previously the only Rams to earn AP Offensive Player of the Year honors.

Donald is only the seventh defensive tackle in NFL history to earn Defensive Player of the Year since the award started in 1971. The list of past tackles to receive the award includes Hall of Famers Warren Sapp, Cortez Kennedy, Joe Green and Alan Page. He is also the first defensive tackle to win the award since Sapp in 1999.

The three-time first-team All-Pro became the first player in Rams history to ever earn the distinction of AP Defensive Player of the Year. This past season, Donald racked up 52 tackles, 31 solo (according to coaches' stats), 11 sacks for 95 yards, five forced fumbles, one fumble recovery and two passes defended despite playing in only 14 games. Donald had team highs in sacks (11.0), quarterback hits (27) and forced fumbles (5).

L.A. had eight players named to the Pro Bowl, the most in the NFL following the 2017 season as return specialist Pharoh Cooper, Donald, QB Jared Goff, Gurley, P Johnny Hekker, LS Jake McQuaide, T Andrew Whitworth and K Greg Zuerlein were all named to the NFL's all-star game played in Orlando.

### RAMS COMMUNICATIONS

Visit the Rams Media Information Portal  
For weekly releases, media guide, access to the Rams media credential system, and other pertinent media information at [www.TheRams.com/MediaInfo](http://www.TheRams.com/MediaInfo)

#### MEET OUR STAFF



**ARTIS TWYMAN**  
ATwyman@Rams.NFL.com

**JULIA FARON**  
JFaron@Rams.NFL.com

**TIFFANY WHITE**  
TWhite@Rams.NFL.com

**TRAVIS LANGER**  
TLanger@Rams.NFL.com

**JOANNA HUNTER**  
JHunter@Rams.NFL.com

### 2017 NFC WEST FINAL STANDINGS

Team	W	L	T	Pct.	PF	PA	Conf.	Div.
Los Angeles	11	5	0	.688	478	329	7-5	4-2
Seattle	9	7	0	.563	366	332	7-5	4-2
Arizona	8	8	0	.500	295	361	5-7	3-3
San Francisco	6	10	0	.375	331	383	3-9	1-5

### RAMdom FACT

The Los Angeles Rams had eight Pro Bowl selections, the most in the NFL this season and the most the franchise sent to the all-star game since it sent eight following the 1999 season. The eight Pro Bowlers in 1999 was the most for the organization since 1978, when 10 Rams were named Pro Bowlers.

# SEAN MCVAY - AP COACH OF THE YEAR

## RAMS AP COACHES OF THE YEAR

Rams Head Coach Sean McVay had one of the best seasons for a rookie head coach in franchise history. McVay took over a team that was coming off of a 4-12 season with the 32nd ranked scoring offense in the league and helped transform them into the No. 1 scoring offense in the league and helped secure the franchise's first NFC West title since 2003.



HC Sean McVay

Due to his excellent first season and his instrumental part in revamping the Rams offense, McVay was chosen as the Associated Press Coach of the Year for 2017. He is the fourth head coach in franchise history to achieve this honor.

The last Rams head coach to win the award was Dick Vermeil in 1999. Vermeil helped guide the Rams to a 13-3 record, winning the NFC West and culminating with the franchise's lone Super Bowl victory over the Titans, 23-16, in Super Bowl XXXIV.

Chuck Knox was the only other rookie head coach in franchise history to win the award. He claimed the AP Coach of the Year honors in 1973 after leading the team to a 12-2 regular season record and division title in his first year as head coach.

The first Rams head coach to ever win the AP Coach of the Year was George Allen in 1967. Allen guided the Rams to an 11-1-2 record in his second year as head coach. Allen's Rams would eventually lose to the Green Bay Packers, 28-7, in the Divisional Round.

## ACTIVE AWARD WINNERS

Rams Head Coach Sean McVay became the seventh active head coach to win the Associated Press Coach of the Year Award. The list below outlines the seven AP Coach of the Year winners who are still head coaches in the NFL.

McVay is 2-0 against the coaches on this list. The Rams defeated Jason Garrett and the Cowboys, 35-30 in Week 4 and they defeated Sean Payton and the Saints, 26-20 in Week 12.

### Active AP Coach of the Year Winners

Coach, Team	Year(s) won AP Award
<b>Sean McVay, LA</b>	<b>2017</b>
Jason Garrett, DAL	2016
Ron Rivera, CAR	2015 & 2013
Bill Belichick, NE	2010, 2007 & 2003
Marvin Lewis, CIN	2009
Sean Payton, NO	2006
Andy Reid, PHI	2002

## YOUNGEST TO EVER DO IT

Sean McVay became the youngest coach in NFL history to win the Associated Press Coach of the Year award. McVay was 31 years old during the team's final game of the season. Previously, Don Shula (34 years old) was the youngest coach to win the award.

### Youngest Coaches to Win AP Coach of the Year

Coach, Year, Team	Age
<b>1. Sean McVay, 2017, LA</b>	<b>31</b>
2. Don Shula, 1964, Baltimore Colts	34

## ROOKIE AWARD WINNERS



HC Sean McVay

Sean McVay became the 14th rookie head coach to win the Associated Press Coach of the Year Award in NFL history. The award was first given out in 1957 to Lions rookie head coach George Wilson. Since then, 14 rookie head coaches have won the award, including McVay in 2017.

McVay joins an impressive list. Some other notable rookie head coaches to win the AP Coach of the Year Award were Hall of Fame Coach Vince Lombardi, legendary Steelers Head Coach Bill Cowher and former Giants Head Coach Jim Fassel.

The only active head coach on this list is New Orleans Head Coach Sean Payton, who McVay faced this season in Week 12 at the Los Angeles Memorial Coliseum, a game that the Rams won, 26-20.

### Rookie Head Coaches that won AP Coach of the Year

Coach, Team	Year won AP Award
<b>Sean McVay, LA</b>	<b>2017</b>
Jim Harbaugh, SF	2011
Mike Smith, ATL	2008
Sean Payton, NO	2006
Jim Haslett, NO	2000
Jim Fassel, NYG	1997
Ray Rhodes, PHI	1995
Bill Cowher, PIT	1992
Red Miller, DEN	1977
Ted Marchibroda, BAL	1975
<b>Chuck Knox, LA</b>	<b>1973</b>
Allie Sherman, NYG	1961
Vince Lombardi, GB	1959
George Wilson, DET	1957

## A WINNING ATTITUDE

Sean McVay finished the season with an 11-5 record and an NFC West title in his first year as the head coach of the Rams. Among the 14 rookie head coaches that won the Associated Press Coach of the Year award, McVay's 11 wins ties him for fourth among the coaches on that list.

### Most Wins Among Rookie HCs to win AP Coach of the Year

Coach	Wins
1. Jim Harbaugh, SF	13
2t. Chuck Knox, LA	12
2t. Red Miller, DEN	12
<b>4t. Sean McVay, LA</b>	<b>11</b>
4t. Mike Smith, ATL	11
4t. Bill Cowher, PIT	11

## QUICK HITS

- Rams Head Coach Sean McVay is the first head coach in Rams history to win the Associated Press Coach of the Year Award since Dick Vermeil in 1999.

- McVay is the first head coach to win the Associated Press Coach of the Year award from the NFC West since Bruce Arians won it in 2014 as the head coach of the Arizona Cardinals.

- McVay is the first rookie head coach to win the award since Jim Harbaugh in 2013.

# OFFENSIVE PLAYER OF THE YEAR

## TODD, THE TONE SETTER



RB Todd Gurley II

A major factor in RB Todd Gurley II's success running the football during the 2017 regular season was his ability to create explosive plays on the ground. Gurley led the NFL during the 2017 regular season with 39 10-plus yard rushes.

As a team, the Rams picked up 97 first downs on the ground this season. Gurley is responsible for 66 of those and finished the regular season ranked second in rushing first downs.

### Most 10-Plus Yard Rushes in 2017

Player	10+
1. Todd Gurley II, LA	39
2. Kareem Hunt, KC	35
3. Melvin Gordon, LAC	34
4t. Le'Veon Bell, PIT	33
4t. LeSean McCoy, BUF	33

### Most Rushing First Downs in 2017

Player	1st
1. Le'Veon Bell, PIT	74
2. Todd Gurley II, LA	66
3. Jordan Howard, CHI	61
4. Kareem Hunt, KC	60
5. Melvin Gordon, LAC	58

## WORK HORSE

The Rams finished the season with 51 touchdowns, the second best mark in the NFL trailing only the Philadelphia Eagles (53). RB Todd Gurley II is responsible for 19 of those 51 touchdowns and he finished the 2017 regular season ranked first in that category.

Not only did Gurley lead the league in touchdowns, but he also led the league in the percentage of his teams overall touchdowns. Gurley was responsible for 37.25 percent of L.A.'s touchdowns, the most among non-quarterbacks this season.

### Highest TD Percentage in 2017 for Non-Quarterbacks

Player	TD/Team's TDs	TD%
1. Todd Gurley II, LA	19/51	37.25
2. DeAndre Hopkins, HOU	13/40	32.50
3t. Jarvis Landry, MIA	9/31	29.03
3t. Jordan Howard, CHI	9/31	29.03
5. Melvin Gordon, LAC	12/43	27.45

## STRONG DOWN THE STRETCH

From Week 12-16, no one was more productive than Todd Gurley II. He led the league in total scrimmage yards, scrimmage yards per game and touchdowns while helping his team to a 4-1 record and its first NFC West title since 2003. Gurley amassed 877 scrimmage yards and averaged over 175 yards per game in the team's last five games.

### 2017 Scrimmage Yards Per Game Leaders Weeks 12-16

Player	Rush Yards	Rec. Yards	Avg.
1. Todd Gurley II, LA	514	363	175.4
2. Le'Veon Bell, PIT	405	347	150.4
3. Antonio Brown, PIT	0	507	126.8

### 2017 NFL Touchdown Leaders Weeks 12-16

Player	Rushing TDS	Rec. TDS	Total
1. Todd Gurley II, LA	5	3	8
2t. Le'Veon Bell, PIT	4	2	6
2t. Rex Burkhead, NE	5	1	6
4t. Five Players			5

## TOP OF THE PACK TODD



RB Todd Gurley II

Rams RB Todd Gurley II made a strong case for the league's Most Valuable Player, as he led the league in touchdowns (19), was the highest scoring non-kicker (114), ranked first in the league in scrimmage yards (2,093) and finished second in rushing yards (1,305). Gurley was amongst the best receiving backs in the NFL this season, finishing second in the league in receiving yards by a RB (788) and posting the best reception average amongst RBs (12.3 yards per reception).

On the season, Gurley averaged 6.1 yards per touch, which is over one yard per touch better than Pittsburgh RB Le'Veon Bell (4.8) who finished second in the NFL in scrimmage yards.

### 2017 NFL Touchdown Leaders

Player	Rushing TDS	Rec. TDS	Total
1. Todd Gurley II, LA	13	6	19
2. Alvin Kamara, NO	8	5 (1 return TD)	14
3. DeAndre Hopkins, HOU	0	13	13
4t. Melvin Gordon, LAC	8	4	12
4t. Mark Ingram, NO	12	0	12

### 2017 Scrimmage Yards Leaders

Player	Rush Yards	Rec. Yards	Total
1. Todd Gurley II, LA	1,305	788	2,093
2. Le'Veon Bell, PIT	1,291	655	1,946
3. Kareem Hunt, KC	1,327	455	1,782
4. LeSean McCoy, BUF	1,138	448	1,586
5. Melvin Gordon, LAC	1,105	476	1,581

### 2017 Rushing Leaders

Player	Attempts	Avg.	Rush Yds.
1. Kareem Hunt, KC	272	4.88	1,327
2. Todd Gurley II, LA	279	4.68	1,305
3. Le'Veon Bell, PIT	321	4.02	1,291
4. LeSean McCoy, BUF	287	3.97	1,138
5. Mark Ingram, NO	230	4.89	1,124

### Most Receiving Yards Among RBs in 2017

Player	Receptions	Rec. Yds
1. Alvin Kamara, NO	81	826
2. Todd Gurley II, LA	64	788
3. Duke Johnson Jr., CLE	93	693
4. Le'Veon Bell, PIT	85	655
5. Christian McCaffrey, CAR	80	651

### Highest Receiving Average Among RBs in 2017 (Minimum 50 Receptions)

Player	Rec. Avg.
1. Todd Gurley II, LA	12.3
2. Alvin Kamara, NO	10.2
3. Duke Johnson Jr., CLE	9.4
4. Kareem Hunt, KC	8.6
5. Theo Riddick, DET	8.4

### Most 25-Plus Yard Receptions Among RBs in 2017

Player	25+ yd. Rec.
1. Todd Gurley II, LA	9
2. Alvin Kamara, NO	7
3t. Jerick McKinnon, MIN	6
3t. Duke Johnson, Jr., CLE	6
5. Chris Thompson, WAS	5

### Most First Down Receptions Among RBs in 2017

Player	1st Down Rec.
1. Christian McCaffrey, CAR	38
2. Alvin Kamara, NO	36
3. Todd Gurley II, LA	32
4t. Le'Veon Bell, PIT	31
4t. Duke Johnson Jr., CLE	31



# OFFENSIVE PLAYER OF THE YEAR

## BEST OF THE BEST

RB Todd Gurley II punctuated his historic season with another memorable performance on Christmas Eve 2017. Gurley hauled in 10 receptions for 158 receiving yards and two touchdowns and added 118 rushing yards for a total of 276 scrimmage yards in the Rams, 27-23, win over the Titans. Gurley amassed 2,093 scrimmage yards and 19 touchdowns o season.



RB Todd Gurley II and Hall of Famer Eric Dickerson

Of Gurley's 19 overall touchdowns, he had 13 rushing and six receiving. He was one-of-three players in NFL history to record 2,000-plus scrimmage yards, 10-plus rushing touchdowns and six-plus receiving touchdowns in their team's first 15 games of the season, joining Hall of Famers O.J. Simpson (1975) and Marshall Faulk (2000 & 2001).

### 2,000-Plus Scrimmage Yards, 10-Plus Rushing TDs & 6-Plus Receiving TDs in 15 Games Played

Player	Season	Scrim Yds.	RushTD	RecTD
O.J. Simpson*	1975 BUF	2,243	16	7
Marshall Faulk**	2000 STL	2,189	18	8
Marshall Faulk*	2001 STL	2,147	12	9
<b>Todd Gurley II</b>	<b>2017 LA</b>	<b>2,093</b>	<b>13</b>	<b>6</b>

\* - Member of the Pro Football Hall of Famer  
 ^ - Won MVP in that respective season

Gurley became just the 10th player in NFL history to record 2,000-plus scrimmage yards and 19-plus overall touchdowns in a single season. Of the other nine players on that list, six are members of the Pro Football Hall of Fame and three won the league's Most Valuable Player Award in that respective season.

A major part of Gurley's success this season was his knack for generating explosive plays. Among players that have 2,000-plus scrimmage yards and 19-plus overall touchdowns in a single season, only Hall of Famers Marshall Faulk (6.6 in 2000 and 6.3 in 2001) and O.J. Simpson (6.3 in 1975) averaged more scrimmage yards per touch than Gurley's 6.1 mark this season.

### 2,000-Plus Scrimmage Yards & 19-Plus Touchdowns

Rk.	Player	Season	Scrim Yds.	TDs
1.	LaDainian Tomlinson**	2006 SD	2,323	31
2.	Priest Holmes	2002 KC	2,287	24
3.	Ahman Green	2003 GB	2,250	20
4.	O.J. Simpson*	1975 BUF	2,243	23
5.	Terrell Davis**	1998 DEN	2,225	23
6.	Eric Dickerson*	1983 LAR	2,212	20
7.	Larry Johnson	2006 KC	2,199	19
8.	Marshall Faulk**	2000 STL	2,189	26
9.	Emmitt Smith*	1995 DAL	2,148	25
10.	Marshall Faulk*	2001 STL	2,147	21
11.	David Johnson	2016 ARI	2,118	20
12.	Priest Holmes	2003 KC	2,110	27
<b>13t.</b>	<b>Todd Gurley II</b>	<b>2017 LA</b>	<b>2,093</b>	<b>19</b>
13t.	Larry Johnson	2005 KC	2,093	21
15.	Emmitt Smith *	1992 DAL	2,048	19

\* - Member of the Pro Football Hall of Famer  
 ^ - Won MVP in that respective season

## GAME CHANGER

Rams RB Todd Gurley II recorded 276 scrimmage yards against the Titans on Dec. 24. Gurley's 276 scrimmage yards were the most in a single game in 2017. Atlanta WR Julio Jones had the previous high with 268 yards against Tampa Bay on Nov. 26.

Gurley had 10 receptions for 158 yards and two touchdowns, including an 80-yard touchdown reception on a screen pass from QB Jared Goff. Gurley's 80-yard touchdown reception was the second longest of the season for a running back behind Dallas RB Rod Smith who scored on an 81-yard touchdown reception against the Giants on Dec. 10.


Gurley is the only player in the NFL this season to post 100-plus rushing yards and 100-plus receiving yards in a single game. The last player to accomplish this feat was Houston RB Arian Foster who rushed for 115 yards and had five receptions for 119 yards against the Titans on Oct. 21, 2011.

### Most Scrimmage Yards in a Single Game in 2017

Player	Date	Team	Opp.	Scrim Yds.
<b>1. T. Gurley II</b>	<b>12/24/17</b>	<b>LA</b>	<b>TEN</b>	<b>276</b>
2. J. Jones	11/26/17	ATL	TB	268
3. K. Hunt	09/07/17	KC	NE	246
4. D. Hopkins	10/29/17	HOU	SEA	224
5. E. Elliot	10/22/17	DAL	SF	219

## BEST OF THE BULLDOGS

After posting 158 receiving yards and 118 rushing yards against Tennessee in a Week 16 NFC West clinching victory, Todd Gurley II became one-of-three players in NFL history to post 150-plus receiving yards and 100-plus rushing yards in a single game.



Former Georgia RBs Todd Gurley II and Herschel Walker

Gurley joined fellow Georgia Bulldog and former Cowboy RB Hershel Walker and Cardinal RB Ollie Matson as the only players to ever accomplish this feat.

Walker had the most total scrimmage yards among the three, amassing 292 scrimmage yards with 170 yards through the air and 122 on the ground against the Philadelphia Eagles on Dec. 14, 1986.

Matson posted 276 scrimmage yards, the same total as Gurley in a losing effort against the Steelers on Nov. 28, 1954. He recorded 161 receiving yards and 115 rushing yards in the game.

## OFFENSIVE RAMS

RB Todd Gurley II brought home the Associated Press offensive player of the year award, the fifth time a Ram has one the award and the first since 2001.

He joins the Hall of Fame duo of Eric Dickerson and Marshall Faulk who have won the award a combined five times.

### Rams AP Offensive Player of the Year Winners

Coach, Team	Year(s)
<b>Todd Gurley</b>	<b>2017</b>
Marshall Faulk	1999, 2000, 2001
Eric Dickerson	1986



# DEFENSIVE PLAYER OF THE YEAR

## FIRST TIME FOR A RAM

Rams DT Aaron Donald was named the Associated Press Defensive Player of the Year at NFL Honors on Feb. 3, 2018.

Donald is the first player in Rams history to ever earn the distinction of AP Defensive Player of the Year.

This past season, Donald racked up 52 tackles (31 solo), 11.0 sacks for 95 yards, five forced fumbles, one fumble recovery and two passes defended despite playing in only 14 games. Donald had team highs in sacks (11.0), quarterback hits (27) and forced fumbles (5).



DT Aaron Donald

Donald was named First Team All-Pro for the third-consecutive season and was selected for the Pro Bowl for the fourth-consecutive season. He tied his career-high in sacks this season with 11.0 and set new career highs in sack yardage (95) and forced fumbles (5).

## PRESSURE UP THE MIDDLE

Donald was the best interior pass rusher in 2017. This season, Donald ranked first in sacks (11.0) and sack yardage (95) among interior pass rushers.

He is the first defensive tackle since Cincinnati's Geno Atkins (11.0) and Carolina's Kawann Short (11.0) in 2015 to post 10-plus sacks in a single season. Since entering the league in 2014, Donald and Atkins are the only defensive tackles to post 10-plus sacks in multiple seasons.

Donald led the Rams in sacks and finished tied for 11th in the league despite missing two games.

### Most Sacks Among Interior Defensive Linemen in 2017

Player, Team	Sacks
1. Aaron Donald, LA	11.0
2. Geno Atkins, CIN	9.0
3. Malik Jackson, JAC	8.0
4. Kawann Short, CAR	7.5
5. David Irving, DAL	7.0

## FORCE TO BE RECKONED WITH

Not only did Donald sack opposing quarterbacks in 2017, but he also forced a career high five fumbles.

Donald was tied for second in the NFL in forced fumbles with Tampa Bay LB Lavonte David and led all interior defensive linemen.

In the first four years of his NFL career, the Pitt product has amassed 39.0 sacks, 72 TFL and nine forced fumbles. His 39 sacks are the ninth-most in the NFL over the last four seasons and the most amongst all defensive tackles since he entered the league in 2014.

### Most Forced Fumbles in 2017

Player, Team	FF
1. DE Yannick Ngakoue, JAC	6
2t. DT Aaron Donald, LA	5
2t. LB Lavonte David, TB	5
4. 9 Players Tied	4

## DOMINANT DEFENSIVE TACKLES

Rams DT Aaron Donald became only the seventh defensive tackle in NFL history to earn the honor of Associated Press Defensive Player of the Year since the award was started in 1971.

Donald joins a list that includes Hall of Famers Warren Sapp, Cortez Kennedy, Joe Green and Alan Page. He is also the first defensive tackle to win the award since Sapp in 1999.

Donald is the only player on this list to post 10-plus sacks and five-plus forced fumbles in a single season

### DTs who have won AP Defensive Player of the Year

Player, Team	Year(s) won AP Award
Aaron Donald, LA	2017
Warren Sapp, TB+	1999
Dana Stubblefield, SF	1997
Cortez Kennedy, SEA+	1992
Keith Millard, MIN	1989
Joe Greene, PIT+	1974 & 1972
Alan Page, MIN+	1971

+ Member of the Pro Football Hall of Fame

## DRIVE KILLER



DT Aaron Donald sacks Seattle QB Russell Wilson in Week 15

Rams DT Aaron Donald tied his career high in sacks with 11.0 in 2017. However, Donald set a new career high in sack yardage (95) shattering his previous career high of 68 yards in 2014.

Donald's sacks this season were game changing. Three of his 11 sacks this season were for losses of 10-plus yards. Donald also set an NFL record for most sack yardage generated in a single game by an interior defensive lineman when he posted three sacks for 37 yards against Seattle in Week 15. That is the 11th most in a game in NFL history since sacks became an official statistic in 1982.

He finished the season ranked fourth in the NFL in sack yardage, despite finishing 11th in sacks. He also posted the sixth-highest sack yardage output among defensive tackles in a single season since sacks became an official statistic in 1982.

### Highest Amount of Sack Yardage Generated in 2017

Player, Team	Sacks/Yards
1. DE Demarcus Lawrence, DAL	14.5/160.0
2. DE Chandler Jones, ARI	17.0/113.0
3. DE Calais Campbell, JAC	14.5/96.0
4. DT Aaron Donald, LA	11.0/95.0
5. DE Cameron Jordan, NO	13.0/93.5

### Highest Amount of Sack Yardage Generated by DTs in NFL History (Since 1982)

Player, Team	Season	Sacks/Yards
1. Warren Sapp, TB	2000	16.5/130.0
2. Trevor Pryce, BAL	2006	13.0/113.5
3. La'Roi Glover, NO	2000	17.0/112.0
4. John Randle, MIN	1997	15.5/105.0
5. Dana Stubblefield, SF	1997	15.0/99.0
6. Aaron Donald, LA	2017	11.0/95.0
7. Warren Sapp, TB	1999	12.5/94.5
8. Kawann Short, CAR	2015	11.0/91.0
9. Cortez Kennedy, SEA	1992	14.0/90.5
10. Geno Atkins, CIN	2012	12.5/90.0



# 2017 LOS ANGELES RAMS SEASON IN REVIEW

## 2017 LOS ANGELES RAMS HONOR ROLL

**Pharoh Cooper (Pro Bowl, AP First Team All-Pro, AP Second Team All-Pro, PFWA All-NFL Team & NFC STPOW):** Rams KR/PR Pharoh Cooper was named to his first career Pro Bowl, selected to the AP First Team All-Pro as a kick returner and the AP Second Team All-Pro as a punt returner. Cooper was also selected as the kick returner for the PFWA All-NFL Team. He is the first Ram since KR Tony Horne in 1999 to be selected to the PFWA All-NFL team. Cooper finished the season with a league leading 1,331 overall return yards and he was second in the league with 932 kickoff return yards. Cooper earned the NFC Special Teams Player of the Week award in Week 6 after posting 124 kickoff return yards, including a 103-yard kickoff returned for a touchdown, tied for the longest in franchise history and tied for the second longest in 2016.

**Aaron Donald (AP DPOY, Pro Bowl, AP First Team All-Pro & PFWA All-NFL):** Rams DT Aaron Donald became the first Rams player to ever win the Associated Press Defensive Player of the Year following the 2017 season. Donald was also selected to the Pro Bowl for the fourth consecutive season, the Associated Press First Team All-Pro for the third-consecutive season. Donald is the first Rams defensive tackle to be named First Team All-Pro three-plus times since Merlin Olsen was selected six times from 1962-1976. Donald was also selected to the PFWA All-NFL Team for the third consecutive season. He is the first defensive tackle to be named to the PFWA All-NFL Team three consecutive seasons since Baltimore DT Haloti Ngata (2009-11). He is the first Rams DT to be selected to the PFWA All-NFL Team since Larry Brooks in 1977. Donald finished the season with team highs in sacks (11.0), quarterback hits (27) and forced fumbles (5). His 11 sacks were the most for an interior defensive lineman in the NFL this season.

**Jared Goff (Pro Bowl, PFWA Comeback Player of the Year, NFC OPOW for Week 9):** Rams QB Jared Goff earned his first career Pro Bowl nod, originally being voted a first alternate and replacing the injured Eagles QB Carson Wentz. Goff also earned his first player of the week honor for his performance against the New York Giants in Week 9. Goff completed 14-of-22 passes for 311 yards and four touchdowns (a career-high) and posted a passer rating of 146.8, which is the ninth-highest passer rating in a single game in franchise history.

**Todd Gurley II (AP OPOY, Pro Bowl, NFC OPOW in Week 4, 15 and 16, OPOM in September and December, AP First Team All-Pro, PFWA All-NFL Team & PFWA Offensive Player of the Year):** Rams RB Todd Gurley II earned the AP Offensive Player of the Year award, the first Ram to win the award since the 2001 season. Gurley was named to the Pro Bowl for the second time in his first three seasons. Gurley was also selected to the AP First Team All-Pro list as a running back. Gurley is the fourth running back in Rams history to be named AP First Team All-Pro. He joins Hall of Famers Eric Dickerson (selected while with the Rams in 1983, 84, 86-87), Marshall Faulk (selected while with the Rams in 1999-01) and Jerome Bettis (selected while with the Rams in 1993). Gurley was also selected AP Second Team All-Pro following his rookie season in 2015. He was also selected by the Pro Football Writers of America as their Offensive Player of the Year and a member of their All-NFL Team. Gurley is the fourth running back in franchise history to be selected to the PFWA All-NFL Team, joining Dickerson, Bettis and Faulk. Gurley is the ninth running back to win the PFWA Offensive Player of the year since its inception in 1992. He is the first running back to win it since Cowboys RB Demarco Murray in 2014 and he's only the second Rams running back to win it, the other being Hall of Famer Marshall Faulk who captured the award in back-to-back seasons in 2000 and 2001. Gurley was also named NFC Offensive Player of the Week three times (Week 4, 15 & 6) and won NFC Offensive Players of the Month in September and December. Gurley finished the season with 1,305 rushing yards and 13 rushing touchdowns, 64 receptions for 788 receiving yards and six touchdowns. He finished with 2,093 scrimmage yards and 19 overall touchdowns. Gurley's 1,305 rushing yards are the 11th-most in a single season in franchise history. His 13 rushing touchdowns are tied with Steven Jackson (13 in 2006) for the seventh-most in a single season in franchise history. Gurley's 788 receiving yards are the fifth-most for a running back in a single season in franchise history. His six receiving touchdowns are the third-most for a running back in a single season in franchise history. Gurley's 2,093 scrimmage yards are the seventh-most in a single season in franchise history and his 19 overall touchdowns are the fourth-most in a single season in franchise history.

**Johnny Hekker (Pro Bowl, AP First Team All-Pro & PFWA All-NFL):** Rams P Johnny Hekker was named to his fourth-career Pro Bowl, his third straight in 2017. Hekker was selected to the Associated Press First Team All-Pro for the third-consecutive season and the fourth time overall. Hekker has been selected to the All-Pro Team five times in his career (Second Team All-Pro in 2014). Hekker was also selected to the PFWA All-NFL Team for the fourth time in his career. Hekker is the only punter in Rams history to be named to the PFWA All-NFL Team multiple times and he is only the third punter in Rams history to receive this honor (Dave Chapple in 1972 and Dale Hatcher in 1985). Hekker pinned 30-of-65 punts inside the 20-yard line (46.15%), the third best mark in the NFL this season.

**Trumaine Johnson (NFC DPOW for Week 1):** Rams CB Trumaine Johnson started off the 2017 season with one of the best games of his career. Johnson finished the game with two tackles, one pass defended, a forced fumble, a fumble recovery and an interception that he returned 39 yards for a touchdown and was an instrumental part in the Rams 46-9 victory in Week 1 against Indianapolis. It was the third interception returned for a touchdown in Johnson's career, tying him for ninth on the Rams all-time list.

**Cooper Kupp (PFWA All-Rookie Team):** Rams WR Cooper Kupp was named to the PFWA All-Rookie Team. He is the fourth Rams wide receiver to be named to the PFWA All-Rookie Team, joining former WRs Torry Holt (1999), Eddie Kennison (1996) and Billy Waddy (1977). Kupp is the 37th Ram to receive the honor of PFWA All-Rookie. He is the first Ram since RB Todd Gurley II (2015) and T Rob Havenstein (2015) to be named to the PFWA All-Rookie Team. Kupp finished the season with 62 receptions for 869 yards and five touchdowns. His 869 receiving yards were the second-most for a rookie in franchise history.


**Jake McQuaide (Pro Bowl):** Rams LS Jake McQuaide was named to his second-consecutive Pro Bowl. In 2016, McQuaide became the first long snapper in franchise history to be named a Pro Bowler.

**Rodger Saffold (AP Second Team All-Pro):** Rams G Rodger Saffold was selected to the Associated Press Second Team All-Pro. Saffold and Rams T Andrew Whitworth, who was named First Team All-Pro are the first Rams offensive linemen to earn All-Pro honors since Hall of Famer Orlando Pace in 2004. Saffold was part of an offensive line that helped the Rams finish the regular season with the No. 1 ranked scoring offense in the league (29.9 points per game) and a total of 478 total points, the fourth-highest total in a single season in franchise history.

**Andrew Whitworth (Pro Bowl, AP First Team All-Pro & PFWA All-NFL):** Rams T Andrew Whitworth was named to his fourth Pro Bowl, first one representing the NFC. Whitworth was selected to the Associated Press First Team All-Pro. Whitworth is the first Rams offensive lineman to earn First Team All-Pro honors since Hall of Famer Orlando Pace in 2004. It is the second time in his career that Whitworth has been named AP First Team All-Pro (2017 & 2015) and the third time that he has been named All-Pro overall (Second Team All-Pro in 2014). Whitworth was also named to the PFWA All-NFL Team for the first time in his career. He is the first Rams offensive lineman to be selected to the PFWA All-NFL Team since Hall of Famer Orlando Pace in 2001. Whitworth was part of an offensive line that only surrendered 28 sacks, the ninth-best mark in the NFL in 2017.

**Greg Zuerlein (Pro Bowl, NFC STPOW in Week 4 and 10, STPOM in October and November, AP First Team All-Pro & PFWA All-NFL Team):** Rams K Greg Zuerlein was selected to the AP First Team All-Pro list as a kicker. Zuerlein is the first Rams kicker since Jeff Wilkins in 2003 to be selected to the AP All-Pro team and he is the first Rams kicker to be selected to the AP First Team All-Pro list. Zuerlein was also selected to the PFWA All-NFL Team. He is the first Rams kicker to be selected to the PFWA All-NFL Team since Frank Corral in 1978. Zuerlein was also selected as the NFC Special Teams Player of the Week for Week 4 and Week 10 and he was selected as the NFC Special Teams Player of the Month for October and November. Zuerlein finished the season 38-for-40 on field goal attempts. He scored a league leading 158 total points despite missing the final two games of the season. His 158 points in a single season was the third-best mark in franchise history. Zuerlein set a career-high in Week 4 against Dallas when he went a perfect seven-for-seven from field goal range, setting a new franchise record for a single game. Zuerlein's 23 points scored against the Cowboys was the second-highest total for a Ram in a single game.

# 2017 LOS ANGELES RAMS TEAM AWARD RECIPIENTS




## DANIEL F. REEVES MEMORIAL AWARD

Given to the team's Most Valuable Player. The award was established in 1969 in honor of the former owner of the Rams, Dan Reeves, who was inducted into the Pro Football Hall of Fame in 1967. Reeves owned the Rams from 1941-71 and claimed World Championships in 1945 and 1951. He was the first to integrate football in the modern era with the signing of Woody Strode and Kenny Washington in 1946.

### 2017 WINNER: RB TODD GURLEY II

Gurley was the third player in NFL history to have at least 2,000 scrimmage yards, 10 rushing touchdowns and more than five receiving touchdowns in a single season, the other two are Hall of Famers Marshall Faulk (2000, '01) and O.J. Simpson (1975). The third-year pro made a strong case for the league's Offensive Player of the Year as he currently led the NFL in touchdowns (19), was the highest scoring non-kicker (114 points), and finished first in the league in scrimmage yards (2,093) and second in rushing yards (1,305). Additionally, Gurley's was the best receiving back in the NFL this season, leading all RBs in receiving yards (788) and reception average (12.3 yards per reception).



## CARROLL ROSENBLIOM MEMORIAL AWARD

Given to the team's Rookie of the Year. The award was established following the passing of former owner Carroll Rosenbloom in 1979. Rosenbloom became the owner of the Rams when he orchestrated an unprecedented franchise trade in 1972. Rosenbloom traded the Baltimore Colts to Robert Irsay for the Rams. The Rams won an NFL-record seven consecutive NFC West titles from 1973-79 under Rosenbloom's leadership.

### 2017 WINNER: WR COOPER KUPP

Rams WR Cooper Kupp was one of the best rookie wide receivers in the league this season. Kupp finished the regular season leading all rookies in first down receptions (42) and tied Pittsburgh's JuJu Smith-Schuster for the most 20-plus yard receptions (12). He finished second among rookies in receiving yards (869), tied for fourth in touchdown receptions (5) and fourth in receptions (62). Kupp is also one-of-six rookies this season to record multiple 40-plus yard receptions.



## CARL EKERN SPIRIT OF THE GAME AWARD

Established in 1990, the award is given to the player who best exemplifies sportsmanship, ethic, and commitment to his teammates. Those traits were displayed by former Rams linebacker Carl Ekern, who was killed in an automobile accident in 1990. Ekern was a starter for the Rams from 1982-88 and earned an invitation to the Pro Bowl in 1986.

### 2017 WINNER: T ANDREW WHITWORTH

Regarded as one of the leaders in the locker room and a mentor both on and off the field, 2017 free agent-signee T Andrew Whitworth was voted a team captain by his peers. A veteran of 12 NFL seasons, teammates and coaches regularly lean on his experience and the example that he sets as an NFL professional. In his first year with the Rams, Whitworth helped provide time for Goff to throw for a career-best 146.8 QB rating in the Rams' Week 9, 51-17 win at the New York Giants. Through Week 16, Whitworth was a part of an offensive line unit that only allowed 25 sacks, which was tied for the seventh-fewest sacks surrendered by a team through the first 16 weeks the 2017 season.



## ED BLOCK COURAGE AWARD

Ed Block was the head trainer for the Baltimore Colts for 23 years. When the Ed Block Courage Award was founded in 1978, it honored a Colts player for showing courage on and off the field. In 1984, it became a league-wide award honoring one member from each NFL team. Proceeds from the award and the Ed Block Foundation go to support and provide housing for abused children.

### 2017 WINNER: T DARRELL WILLIAMS

Originally joining the team in 2015 as an undrafted free agent out of the University of South Florida, T Darrell Williams appeared in all 16 regular season games and the playoff contest and earned his first career start at left tackle in the team's 2017 regular season finale. Williams spent the entire 2016 season on injured reserve with a wrist injury, that he battled back from in time for the 2017 offseason program.



## TALE OF THE TAPE

### 2017 Regular Season Statistics/ Rankings

	(NFL Rank)
Points Per Game	29.9 (1)
Total Offense	361.5 (10)
Rush Offense	122.1 (8)
Pass Offense	239.4 (10)
Time Of Possession Average	30:06 (15)
Opponent Points Per Game	20.6 (12)
Total Defense	339.6 (19)
Rush Defense	122.4 (28)
Pass Defense	217.2 (13)
Sacks Made/Yards	48/324 (4)
Interceptions	18 (6t)
Turnover Differential	+7 (9t)
Punt Return Average	10.2 (4)
Kickoff Return Average	25.0 (2)
Punts Inside the 20	30 (8t)
Field Goal Percentage	93.0 (40/43) (3)

## RAMS 2017 REGULAR SEASON LEADERS

<b>Passing</b>	<b>Comp/Att.</b>	<b>Yards</b>	<b>TDs</b>	<b>INTs</b>	<b>Rtg.</b>
Jared Goff	296/477	3,804	28	7	100.5
<b>Rushing</b>	<b>Att.</b>	<b>Yards</b>	<b>Avg.</b>	<b>Long</b>	<b>TDs</b>
Todd Gurley II	279	1,305	4.7	57t	13
<b>Receptions</b>	<b>Rec.</b>	<b>Yards</b>	<b>Avg.</b>	<b>Long</b>	<b>TDs</b>
Todd Gurley II	64	788	12.3	80t	6
<b>Receiving Yards</b>	<b>Yards</b>	<b>Rec.</b>	<b>Avg.</b>	<b>Long</b>	<b>TDs</b>
Cooper Kupp	869	62	14.0	64	5
<b>Tackles</b>	<b>Total</b>	<b>Solo</b>	<b>Asst.</b>		
Alec Ogletree	128	77	51		
<b>Sacks</b>	<b>No.</b>	<b>Yards</b>			
Aaron Donald	11.0	95			
<b>Interceptions</b>	<b>No.</b>	<b>Yards</b>	<b>Avg.</b>	<b>Long</b>	<b>TD</b>
Mark Barron	3	29	9.7	15	0
Lamarcus Joyner	3	104	34.7	46	1
<b>Punting</b>	<b>No./Yards</b>	<b>Avg.</b>	<b>Net Avg.</b>	<b>In20</b>	<b>Long</b>
Johnny Hekker	65/3,113	47.9	44.3	30	70
<b>Kicking</b>	<b>FGM</b>	<b>FGA</b>	<b>FG Pct.</b>	<b>Long</b>	<b>Points</b>
Greg Zuerlein	38	40	95.0%	56	158
Sam Ficken	2	3	66.7%	23	10
<b>Punt Returns</b>	<b>Ret/FC</b>	<b>Yards</b>	<b>Avg.</b>	<b>Long</b>	<b>TDs</b>
Pharoh Cooper	32/8	399	12.5	53	0
<b>Kickoff Returns</b>	<b>Ret.</b>	<b>Yards</b>	<b>Avg.</b>	<b>Long</b>	<b>TDs</b>
Pharoh Cooper	34	932	27.4	103t	1





# 2017 LOS ANGELES RAMS SEASON IN REVIEW

## LOS ANGELES RAMS 2017 GAME HIGHLIGHTS

- The season-opening win against the Colts marked Rams Head Coach Sean McVay's first game as an NFL head coach. In his debut, McVay's Rams posted the second-most points (46) by any Rams team in their first game with a new head coach. The most points scored in a Ram Head Coach's debut belongs to Bob Snyder with 48 points (1947). With McVay's win in his debut, first-year head coaches in Los Angeles Rams franchise history have won 15 season opening games. Scott Linehan was the last Rams head coach to win his first game piloting the franchise, defeating the Denver Broncos, 18-10 (9/10/2006).

- Rookie TE Gerald Everett hauled in a 69-yard reception from QB Jared Goff in the team's Week 2 loss to Washington. The reception marked the longest reception by a Rams tight end since former TE Lance Kendricks recorded an 80-yard touchdown pass vs. Tampa Bay (12/23/12). The reception was the longest by a rookie tight end in the NFL since Tampa Bay's Tyji Armstrong had an 81-yard reception vs. the L.A. Rams (12/6/92).

- Against San Francisco in the teams' Week 3 contest, WRs Robert Woods (108 yards) and Sammy Watkins (106 yards) each finished with over 100 yards receiving, the last time the Rams had two players with at least 100 yards receiving was in 2006 against the Washington Redskins.

- The Rams scored 107 points through the first three weeks of the 2017 season (46, 20, 41), the first time the organization scored at least 100 points in the first three weeks of the season since 2000, when they posted 119 points.

- In the team's Week 4 contest at Dallas, the Rams recorded 300-plus yards of total offense for the fourth-consecutive game, marking the first time since 2014 that the Rams have posted 300-plus total yards in each of their first four games.

- Gurley's 53-yard receiving touchdown against the Cowboys was the longest touchdown reception by a Rams running back since former RB Steven Jackson had a 64-yard reception against Washington (12/24/06).

- K Greg Zuerlein converted 7-of-7 field goals in Dallas, setting a franchise record for most field goals in a game. The previous record was six (Jeff Wilkins, vs. Denver 9/10/06). Zuerlein scored 23 points (seven field goals and two points after touchdown), which is the second-highest total for a Ram in a single game. Previously, there have been several Rams that have scored 24 points in a game, which is the highest mark in franchise history. The last player to score 24 points in a game was former RB Steven Jackson when he scored four touchdowns at Minnesota (12/31/06).

- In S John Johnson's first career start, against the Seattle Seahawks in Week 5, he notched his first interception and returned it 69 yards to the Seattle 19-yard line. The pick marked the 10th longest interception return in Rams history. Johnson's 69-yard return was the longest for a rookie in the NFL since Kansas City's Marcus Peters had a 90-yard interception (12/20/15).

- Against Seattle in Week 5, Zuerlein converted a 35-yard field goal and had one failed attempt. Zuerlein connected on 19 consecutive field goal attempts dating back to 12/4/16, the longest streak of his career and tied for second-longest in franchise history. Former K Jeff Wilkins made 19-consecutive FGs in 2003 after connecting on 30-consecutive FG attempts from 1999-2001.

- Week 6 at Jacksonville, WR/Returner Pharoah Cooper returned the opening kickoff 103 yards for a touchdown for the first time since CB Chris Johnson on October 9, 2005, for 99 yards. Cooper's return is tied for the third longest kickoff return for touchdown in franchise history. Two players have returned kickoffs for 105 yards (Jon Arnett and Travis Williams).

- LB Cory Littleton blocked a Jaguars' punt and RB Malcolm Brown scooped it up and ran it in for touchdown. Marks Brown's second touchdown of the season. The play marked the first time in franchise history that the Rams blocked a punt and returned a kickoff for a touchdown and returned a kickoff for a touchdown in a single game. The last team to accomplish that feat was Denver (9/29/13).

- In a Week 7 contest against the Cardinals in London, L.A. shutout Arizona, 33-0. The last time the Rams shutout an opponent was against the Washington Redskins (12/7/14). L.A.'s last shutout against an opponent in their division was at Atlanta (10/9/88), by a score of 33-0. (Atlanta was in the NFC West up until 2001).

- The Week 9 win at the Giants was the third time during the 2017 season that the Rams surpassed 40 total points scored. The last time the Rams scored 40-plus points in three or more games was in 2001.

- QB Jared Goff posted a career-high 355 yards with three TDs while completing 25-of-37 passes and no interceptions for a 125.4 passer rating in a 33-7 Week 10 win over the Texans.

- Per the NFL's Randall Liu, Goff became the only quarterback in franchise history to pass for 300-plus yards, three touchdown and no interceptions in consecutive games, doing it against the Giants in Week 9 and the Texans in Week 10.

- WR Robert Woods hauled in the third-longest reception in franchise history, a 94-yard touchdown reception from Goff. He finished the Texans game with eight receptions for 171 yards and two touchdowns.

- DT Aaron Donald forced a fumble in the Week 9 opening drive and the Week 10 opening drive, becoming the first Ram to force a fumble during the first drive of the game in back-to-back games.

- WR Cooper Kupp recorded his first 100-plus yard receiving game in a 26-20, Week 11 win over the Saints, finishing with eight receptions for 116 yards, a 14.5-yard average and a 53-yard long.

- L.A.'s 32-16 Week 13 win at Arizona marked the Rams' third straight win at University of Phoenix Stadium and marked the second win over the Cardinals during the 2017 campaign. The last time the Rams beat Arizona twice in one season was in 2012.

- LB Alec Ogletree intercepted Cardinals QB Blaine Gabbert and returned it 41 yards for a touchdown. Marked Ogletree's first interception, first touchdown of the season and second pick-six of his career.

- Against the Eagles in a 43-35 Week 14 loss to Philadelphia, WR Cooper Kupp finished with a team-leading five receptions with a team-high 118 yards, which marked his second game of 2017 with 100-plus yards.

- Kupp recorded his 56th reception of his rookie season against the Eagles, establishing a new Rams record for most receptions by a rookie in a season. Previously, WR Eddie Kennison held the record with 54 which he set in 1996. Kupp finished the season with 62 receptions.

- WR Michael Thomas blocked an Eagles P Donnie Jones punt and CB Blake Countess scooped it up and ran it 16 yards for a touchdown, the second blocked punt returned for a touchdown during the 2017 season, the first time a team has blocked two punts and returned them for touchdowns since the 2014 season.

- L.A. won its 10th game of the season in a dominating 42-7 Week 14 win at Seattle, marking the first 10-win season for the Rams since 2003 when the franchise finished 12-4.

- RB Todd Gurley II rushed 21 times for 152 yards, a 7.2-yard average and three touchdowns on the ground against the Seahawks. Gurley caught three passes for 28 yards and one touchdown. In total, Gurley had 24 touches for 180 yards from scrimmage and four touchdowns (three rushing, one receiving).

- DT Aaron Donald sacked Seattle QB Wilson three times in the Week 14 contest, which is a new single game career-high for Donald.

- In total, the Rams have sacked Seattle QB Russell Wilson seven times, which is tied for the most times in a single game in his career that he has been sacked. The Rams are the only team to accomplish that feat against Wilson, as they also notched 7 sacks on him (10/28/13).

- In his final game of 2017, K Greg Zuerlein (81) set the franchise record for most total points on the road in a single season, previously held by RB Marshall Faulk who had 78 points on the road in 2000. Zuerlein (20) has tied Jeff Wilkins for most field goals made on the road in a single season.

- Against the Titans on Christmas Eve, Rams Head Coach Sean McVay became the youngest head coach to win NFC West. Previously, the record was Dick Nolan, San Francisco, 1970 - 38 years old. Coach McVay became the youngest head coach to win his division since John Madden, Oakland in 1970 at 34 years old. McVay became the youngest head coach to make the playoffs.

- The Rams (235) set a new franchise record and pass the 2001 Rams' (250) for the most points scored in a single season on the road in franchise history.

- QB Jared Goff (3,804) passed former QB Sam Bradford (3,512) for the 10th-highest and ninth-highest (3,702) single-season passing yard output in franchise history. Goff (28) passed Roman Gabriel (25) for the sixth-most passing touchdowns in a season in franchise history. Goff (16) passed Jim Everett (14 in 1992) for the fourth-highest single-season passing touchdown output on the road in franchise history in his final game of the 2017 regular season, a 27-23 win over Tennessee.

- RB Todd Gurley II recorded 16 rushes for 118 yards and nine receptions for 158 yards against the Titans. The last Rams RB to notch 100-plus rushing and receiving yards in a game was Steven Jackson. Gurley had a 3-yard touchdown reception and an 80-yard touchdown reception from Goff.

- Gurley's 275 yards from scrimmage against the Titans was the third-highest mark in franchise history in a single game, trailing Marshall Faulk (286) and Flipper Anderson (336).

- Gurley finished the 2017 season with 19 touchdowns (13 rushing, 6 receiving). Gurley's 80-yard touchdown reception marked his longest receiving touchdown of his career. Gurley's 80-yard touchdown reception is the longest reception by a running back in franchise history. Marshall Faulk held the previous record with a 72-yard touchdown reception against Denver on Sept. 4, 2000. Gurley's 80-yard touchdown reception was the second-longest reception by a running back in 2017 tied for the fifth longest in franchise history.

- Gurley (13) tied Marshall Faulk (13 in 2000) for the most touchdowns scored on the road in a single season in franchise history. Gurley (19) also passed Greg Bell (18 in 1988) for the fourth most touchdowns scored in a single season in franchise history.

- Gurley (2,093) has passed Hall of Famer Eric Dickerson (2,026 in 1986) for the seventh most scrimmage yards in a single season in franchise history. Gurley (630) passed Amp Lee (667 in 1998) for the sixth most receiving yards by a running back in franchise history.

- In total, the Rams (478) passed the 1950 Rams (466) for the fourth-most points scored in a single season in franchise history.

- WR Mike Thomas hauled in a 50-yard reception in L.A.'s Week 17 loss to San Francisco, the sixth Rams with a reception for 50-plus yards in 2017: Mike Thomas, Robert Woods, Gerald Everett, Sammy Watkins, Todd Gurley II, Cooper Kupp.

- In the Rams 26-13 playoff loss to the Falcons, QB Jared Goff completed 24-of-45 passes for 259 yards and one touchdown. Goff's 45 pass attempts is tied for the second-most in franchise postseason history.

- RB Todd Gurley II rushed 14 times for 101 yards, a 7.2-yard average against Atlanta. Gurley was the first Rams running back to notch a 100-plus yard game in his postseason debut since Jim Gillette had 17 carries for 101 yards vs. Washington (12/16/45).

WR Robert Woods led the team in receptions (nine) and receiving yards (142) in the Wild Card contest. Woods 142 receiving yards are the fourth-highest output in a single postseason game in Rams history. Woods is the fourth receiver in franchise history to post 100-plus receiving yards in their postseason debut with the Rams.

- WR Cooper Kupp finished the playoff game with eight catches for 69 yards. Kupp is the first Rams rookie in franchise history to catch eight passes in a postseason game.

- P Johnny Hekker placed all five punts inside the 20-yard line, which sets a new franchise record for the most punts inside the 20 in a postseason game in Rams history (since 1976). Hekker had a long punt of 66 yards, which is a franchise record, surpassing Dave Chapple's 64 yarder, at Dallas (12/23/73).



# 2017 LOS ANGELES RAMS STARTERS

## OFFENSE

**WR Tavon Austin** – Finished the 2017 regular season with 270 yards rushing on 59 attempts (4.7 yards/rush), 13 receptions for 47 yards, 12 punt returns for 53 yards and one kickoff return for 13 yards. Played in all 16 regular season games with nine starts. Started the Wild Card game against Atlanta.

**TE Tyler Higbee** – Played in 32 career regular season games with 23 starts, including all 16 regular season contests of the 2017 regular season. Recorded 25 receptions for 295 yards and a touchdown in the regular season. Posted a career-best 98 yards receiving on four receptions against the Seahawks in a Week 5 contest. Started the Wild Card game against Atlanta and recorded one reception for 11 yards.

**LT Andrew Whitworth** – 12th-year pro has started 179-of-183 career regular season games played and started all seven postseason games he has played in. Helped provide time for Goff to throw for a career-best 146.8 QB rating in Week 9 51-17 win at the New York Giants. Voted a team captain by his peers in his first season with the Rams.

**LG Rodger Saffold** – Seventh-year pro has started 95-of-98 career regular season games played, including 15 games of the 2017 campaign at LG. Has started at four different positions in 95 career starts - 39 at LG, 38 at LT, 13 at RG, and five at RT. Blocked for RB Todd Gurley II to amass 215 yards from scrimmage, over 7 yards per touch in Week 4 win at Dallas. Made his postseason debut starting at LG in the Wild Card round against Atlanta, blocking for Gurley to rush for 101 yards, first Rams running back to notch a 100-plus yard game in his postseason debut since Jim Gillette had 17 carries for 101 yards vs. Washington (12/16/45).

**C John Sullivan** – Started 109-of-137 career regular season games played, all at the center position. Helped provide a pocket for QB Jared Goff to throw for a career-best 355 yards in Week 10 win over Houston. Paved the way for RB Todd Gurley II to amass 2,093 yards from scrimmage through 15 games played. Has appeared in five playoff games with four starts, including the Wild Card game versus Atlanta.

**RG Jamon Brown** – A third-round selection (No. 72 overall) by the Rams in the 2015 NFL Draft. Started 30-of-36 career regular season games played, primarily at RG, including all 16 contests of the 2017 campaign. Started the Rams Wild Card contest against the Falcons. Helped provide time for Goff establish a new career-high in passing yards in back-to-back weeks with 311 at NYG and 355 yards passing vs. Houston in a Week 10 33-7 win. According to Pro Football Focus, was the only Rams player in 2017 to play over 1,000 snaps, leading the team with 1,031 snaps played, 99.81% of the team's offensive plays.

**RT Rob Havenstein** – Third-year pro, started all 43 career regular season games played and the 2017 Wild Card contest, has committed only 10 penalties in 43 games. A second-round selection (No. 57 overall) by the Rams in the 2015 NFL Draft. Provided blocking for RB Todd Gurley II to rush for 101 yards, first Rams running back to notch a 100-plus yard game in his postseason debut since Jim Gillette had 17 carries for 101 yards vs. Washington (12/16/45).

**WR Sammy Watkins** – Acquired by the Rams via a trade that sent CB E.J. Gaines and a second-round pick to the Buffalo Bills for Watkins and a sixth-round selection. In Week 3 win over San Francisco, tallied 106 yards and two touchdowns, marking his 11th career game with over 100 yards receiving. Finished the regular season fourth on the team with 593 receiving yards and fourth-most catches with 39. Led the team in receiving touchdowns with eight during the regular season. Started 51-of-52 regular season games and his first playoff appearance, a Wild Card contest against Atlanta.

**WR Robert Woods** – The USC product has played in 69 regular season games with 59 starts through the 2017 regular season and started his lone playoff game. In Week 3 win over San Francisco, tallied a team-best 108 yards receiving, his fourth career game with over 100 yards through the air. Established a career-best 171 yards receiving vs. Houston in a week 10 win. Totalled 56 catches for a 781 yards through 12 games played this season. Posted back-to-back multiple touchdown games in Week 9 win over New York Giants and Week 10 win vs. Houston Texans. Led the team in receptions (nine) and receiving yards (142) against the Falcons in the NFC Wild Card game. Woods' 142 receiving yards are the fourth-highest output in a single postseason game in Rams history and is the fourth receiver in franchise history to post 100-plus receiving yards in their postseason debut with the Rams.

**QB Jared Goff** – Started all 22 regular season games he has played in as a professional and his first playoff contest. During the 2017 regular season, completed 296-of-477 passing attempts with 28 touchdowns, seven interceptions and a 100.5 QB rating. Established a career-best 355 yards passing vs. Houston in Week 10 win and a career-high 146.8 QB rating in Week 9 win at New York Giants, a game in which he averaged 22.2 yards per completion. Completed 24-of-45 passes for 259 yards and one touchdown, the 45 pass attempts is tied for the second-most in postseason history with Kurt Warner, vs. Tennessee (1/30/00 - SB XXXIV) and Jim Everett, at Minnesota (12/26/88).

**RB Todd Gurley II** – Posted 2,093 yards from scrimmage in 15 regular season games this season and 19 total touchdowns, both are single-season career bests. Recorded 279 rushing attempts for 1,305 yards (4.7 yards/rush) with 13 rushing touchdowns. Led the team with 64 receptions for 788 yards (second-highest total on the team) and six receiving touchdowns. Named the NFC Offensive Player of the Month for September and December and named NFC Offensive Player of the Week for the team's Week 4 win at Dallas and Week 15 win at Seattle. Voted a team captain by his teammates for a second-straight season. Rushed 14 times for 101 yards, in his playoff debut against Atlanta, becoming the first Rams running back to notch a 100-plus yard game in his postseason debut since Jim Gillette had 17 carries for 101 yards vs. Washington (12/16/45).

### KEY CONTRIBUTOR

**WR Cooper Kupp** – Led the team in receiving yards in his professional debut, recording 76 yards and a touchdown on four receptions (19.0 yards/reception). During the 2017 regular season, led the team in receiving yards (869) and ranks second in receptions (62). Scored his first professional touchdown in Week 1 by way of an 18-yard pass from QB Jared Goff. Totalled five receiving touchdowns in his rookie season. Posted first-career 100-plus receiving yard game with 116 yards receiving in a 26-20 win over New Orleans in a Week 12 contest. Played in the Wild Card game against the Falcons, hauling in eight receptions for 69 yards and a touchdown. Kupp is the first Rams rookie in franchise history to catch eight passes in a postseason game.

## DEFENSE

**DE Michael Brockers** – The sixth-year pro started 89-of-91 career regular season games played. Led all Rams defensive linemen with 65 tackles, including 41 solo stops, eight tackles for a loss, 4.5 sacks and four passes defended during the 2017 regular season. The LSU product has 19.0 career sacks, eight passes defended, two forced fumbles and one fumble recovery. Started his playoff debut, a Wild Card contest against the Falcons. Recorded 0.5 sack in 2017 Wild Card contest, a sack split with DT Aaron Donald.

**NT Ethan Westbrooks** – Fourth-year professional has played in 51 career regular season games with 11 starts, including nine starts during the 2017 regular season. Posted 28 tackles, including 16 solo, seven tackles for loss, 4.0 sacks, five quarterback hits and one pass defended. Started his first-career playoff game against Atlanta, recorded three total tackles in playoff debut.

**DT Aaron Donald** – Three-time Pro Bowler has started 58-of-62 regular season games played. Recorded 52 tackles including 31 solo and 16 tackles for a loss, a team-best 11.0 sacks and five forced fumbles during the 2017 regular season. In the team's Week 3 contest, his second game of the season, corralled 49ers QB Brian Hoyer for a game-clinching sack. Tallied at least 1.0 sack in seven of the team's last 10 games. Matched a career-best 3.0 sacks in Week 15 win over Seattle. Started the team's Wild Card contest against Atlanta, posted five tackles, 0.5 sack, one tackle for loss and one QB hit in postseason debut.

**OLB Robert Quinn** – Was one-of-four Rams to collect a sack in Week 1 win over the Colts. He has 62.5 career sacks in 94 games played and 76-career starts. Posted 34 total tackles including 21 solo and eight tackles for a loss, in addition to 8.5 sacks during the 2017 regular season, recorded 6.0 sacks in the team's final five regular season games. Leads the league in forced fumbles since the start of the 2012 season with 19. Earned his first playoff start, a Wild Card contest against the Falcons, finished with three tackles and 1.0 sack in addition to two tackles for loss and a QB hit.

**OLB Connor Barwin** – Nine-year vet has started in 109-of-127 regular season games, in addition to all six playoff games he has appeared in with three different teams. Recorded 43 total tackles, including 22 solo stops and 5.0 sacks during the 2017 regular season. Was one-of-nine Rams with at least 2.0 sacks during the 2017 regular season. Spent his first four seasons as a member of the Houston Texans, then most recently spent four years in Philadelphia. One-of-two 2017 free agent signings to be named a team captain by their teammates. Recorded 0.5 sack in 2017 Wild Card game against the Falcons, his first-career playoff sack.

**LB Alec Ogletree** – Voted a captain by his peers for the second-straight season. Led the team with 128 total tackles, including 77 solo stops during the regular season, his fourth season with over 100 tackles. Corralled Redskins QB Kirk Cousins for his first sack of the 2017 season and brought down Seahawks QB Russell Wilson for his second sack of the season. Signed a contract extension prior to the team's Week 6 contest at Jacksonville. Made his playoff debut in 2017 Wild Card contest against the Falcons, recorded five total tackles in the contest.

**LB Mark Barron** – Sixth-year pro out of Alabama started 81-of-92 career regular season games played. Ranked second on the team with 108 total tackles including a team-high 80 solo stops during the regular season. Transitioned for a pure safety to a hybrid linebacker role, before settling in as a true linebacker under Defensive Coordinator Wade Phillips' 3-4 defense. In the team's Week 5 contest with the Seahawks, registered a team-high 18 total tackles. Was one-of-two Rams defenders to record at least 10 tackles in 2017 Wild Card game against Atlanta, finishing second with 10 total tackles in his playoff debut.

**CB Trumaine Johnson** – Fifth-year pro started 62-of-85 career regular season games played. Tallied first INT of the season and returned it 39 yards for a touchdown in the first pass attempted against the Rams defense in the 2017 season opener. Tallied 70 tackles including 56 solo stops during the 2017 regular season campaign, in addition to two interceptions, 14 passes defended one forced fumble and one fumble recovery. Named a team captain for the first time in his sixth season as a pro. Recorded three total tackles in postseason debut in a Wild Card game against the Falcons. According to PFF, led Rams defenders with 934 snaps played, 86.96% of the team's defensive snaps.

**CB Troy Hill** – Third year pro has played in 12 games during the regular season with three starts at corner in place of Kayvon Webster. Tallied 18 total tackles and five passes defended during the 2017 regular season. Ranked third on the team with six total tackles and one tackle for loss in his postseason debut, a Wild Card loss to the Falcons.

**FS Lamarcus Joyner** – Tallied first-career INT and returned it 29 yards for a TD in Week 1 win over the Colts. Recorded 61 total tackles during the 2017 campaign, including 32 solo tackles, seven passes defended and one forced fumble. Tied for a team-best three interceptions in 12 games played during the regular season. Led the team with 11 total tackles, including 10 solo stops in his playoff debut against the Falcons.

**SS John Johnson III** – Rookie out of Boston College played in all 16 regular season games for the Rams with 11 starts. Earned first-career start in team's Week 5 game against the Seahawks, recorded first-career interception and returned it 69 yards setting up a FG. Recorded 87 total tackles on the season, including 51 solo stops and 11 passes defended on the season. Posted a team-high 13 total tackles in Week 14 loss to Philadelphia. Started Wild Card contest against Atlanta and finished with six total tackles.

### KEY CONTRIBUTORS

**CB Nickell Robey-Coleman** – Fifth-year CB earned first start as a Ram in a Week 2 contest. Tallied two tackles and one pass defended in his L.A. debut. Registered 50 total tackles, including 36 solo with two interceptions and nine passes defended during the 2017 regular season. Played in 79 career games with 19 starts in his career. Posted five career interceptions and two returned for touchdowns. Played in his first playoff game against the Falcons, tallied three tackles and one pass defended in postseason action.

**OLB Samson Ebukam** – Rookie out of Eastern Washington played in all 16 regular season games with two starts. Tallied 38 tackles during the regular season, including 18 solo stops and 2.0 sacks and one forced fumble. First-career sack came in a Week 10 win over Houston. Appeared in the 2017 Wild Card contest against the Falcons, finishing with one tackle.



# RAMS PLAYOFF NOTES

## AGE IS JUST A NUMBER

According to the Elias Sports Bureau, Rams Head Coach Sean McVay became the youngest coach to win his division (since 1970), win the NFC West and youngest head coach to ever make the NFL playoffs. McVay was just 31 years old during his first season as head coach. Below is a look at the previous youngest head coaches in the aforementioned categories.




HC Sean McVay

Youngest head coach to win NFC West - Dick Nolan, San Francisco, 1970 – 38 years, 269 days old on last day of regular season.

Youngest head coach to win his division - Since 1970: John Madden, Oakland, 1970 – 34 years, 254 days old on last day of regular season.

Youngest head coach to appear in a post season game: Ray Flaherty, Dec. 13, 1936: 33 years, 103 days old.

## WADE'ING FOR THE PLAYOFFS



DC Wade Phillips

Since joining the Denver Broncos for his first stint with the organization in 1989, the last eight teams Defensive Coordinator Wade Phillips has joined either as a defensive coordinator or head coach have all made the playoffs in his first season with the team.

Prior to joining the L.A. coaching staff, Phillips helped the Denver Broncos to a Super Bowl 50 title in his second stint with the Broncos organization, this time serving as the team's defensive coordinator.

Phillips, who is in his 40th year coaching in the NFL, made his 20th appearance in the post season.

In those 20 playoff appearances, Phillips' teams have a 15-19 overall record with two Super Bowl appearances and one Super Bowl title.

### Coch Phillips' Playoff Berth in First Season with Team

Team	Year
Denver Broncos	1989
Buffalo Bills	1995
Atlanta Falcons	2002
San Diego Chargers	2004
Dallas Cowboys	2007
Houston Texans	2011
Denver Broncos	2015
Los Angeles Rams	2017

## CHAMPIONSHIP PEDIGREE



DC Wade Phillips

There are eight coaches on staff in Joe Barry, Wade Phillips, Bill Johnson, Aaron Kromer, Matt LaFleur, Skip Peete, Shane Waldron and Eric Yarber with Super Bowl experience.

Those eight coaches have combined for five Super Bowl titles.

Most recently, Rams Offensive Coordinator Matt LaFleur was a member of the Atlanta Falcons when they advance to Super Bowl LI

Yarber was a member of the Redskins roster when they won Super Bowl XXII.

### Rams Coaches with Super Bowl Experience

Coach	Team	Super Bowl
Wade Phillips	Denver Broncos	50
Aaron Kromer	New Orleans Saints	XLIV
Bill Johnson	New Orleans Saints	XLIV
Joe Barry	Tampa Bay Buccaneers	XXXVII
Eric Yarber	Washington Redskins (player)	XXII

## WOODY IN THE WILD CARD

Against the Atlanta Falcons in the Wild Card contest, WR Robert Woods led the team in receptions and receiving yards, finishing with 142 receiving yards on nine receptions.

Woods' 142 receiving yards are the fourth-highest output in a single postseason game in franchise history. Additionally, Woods is the fourth receiver in franchise history to post 100-plus yards receiving in his playoff debut, his 142 yards are the most by any pass catcher in franchise history.

### Most Receiving Yards by Rams in Playoff Debut

Player	Opponent	Date	Receiving Yards
Robert Woods	ATL	1/6/18	142
Isaac Bruce	MIN	1/16/00	133
Jim Benton	WAS	12/16/45	125
Kevin Curtis	SEA	1/8/05	107

## ROUND-BY-ROUND BREAKDOWN

The 2017 season marked the 28th playoff berth in franchise history. Los Angeles has a 19-25 postseason record and is 11-8 in home playoff games.

This season was the first time that the Rams made the playoffs since 2005 when they defeated the Seahawks, 27-20, on Jan. 8, 2005 in the Wild Card Round and fell to Atlanta, 47-17, on Jan. 15, 2005 in the Divisional Round.

Round	Overall	Home	Away
Wild Card	3-6	0-2	3-4
Divisional	10-8	7-2	3-6
Conference	5-9	4-4	1-5
Super Bowl	1-2	N/A	N/A
<b>TOTALS</b>	<b>19-25</b>	<b>11-8</b>	<b>7-15</b>

\*Played in three Super Bowls in a neutral location with a 1-2 record.

## GURLEY'S GAINS

In his playoff debut, RB Todd Gurley II rushed the ball 14 times amassing 101 yards with a 7.2 yards per attempt average.


Gurley became the first Rams running back to notch a 100-plus yard game in his postseason debut since Jim Gillette posted 101 yards rushing on 17 carries against Washington on 12/16/45.

Gurley's 101 yards were the most in a playoff game since Hall of Famer Marshall Faulk posted 159 yards rushing on 31 carries in the 2002 NFC Championship win over Philadelphia to advance to Super Bowl XXXVI.



# RAMS TEAM NOTES

## TOP-10 TALENT



QB Jared Goff and RB Todd Gurley II

The Rams are the only team in the NFL to have four skill position players who were taken in the top-10 in the NFL Draft with QB Jared Goff, RB Todd Gurley II and WRs Sammy Watkins and Tavon Austin.

The Arizona Cardinals, Chicago Bears and Kansas City Chiefs both have three skill position players taken in the top-10 in the NFL Draft.

The Arizona Cardinals have QB Blaine Gabbert (No. 10 overall in 2011), WR Larry Fitzgerald (No. 3 overall in 2004) and QB Carson Palmer (No. 1 overall in 2003). The Cardinals had four players on this

list after trading for RB Adrian Peterson, but he was placed on season-ending injured reserve.

The Bears have QB Mitchell Trubisky (No. 2 overall in 2017), WR Kevin White (No. 7 overall in 2015) and Mark Sanchez (No. 5 overall in 2009).

The Kansas Chiefs have QB Patrick Mahomes (No. 10 overall in 2017), RB C.J. Spiller (No. 9 overall in 2010) and QB Alex Smith (No. 1 overall in 2005).

### Los Angeles Rams Top-10 Skill Players

Player	Position	Draft	Selection
Jared Goff	QB	2016	1st overall
Todd Gurley II	RB	2015	10th overall
Sammy Watkins	WR	2014	4th overall
Tavon Austin	WR	2013	8th overall

## FIRST ROUND FOCUS

The Rams possess 10 players who entered the league as first-round selections in the NFL Draft. Seven of their 10 current first-round selections were drafted by the Rams.

Including the reserve lists, L.A. has drafted 25 players on its roster, seven of those 25 were selected by the Rams in the first round of the respective drafts.

### First-Round Players on the Rams

Player	Position	Draft	Selection
Jared Goff	QB	2016	1st overall
Todd Gurley II	RB	2015	10th overall
Sammy Watkins (BUF)	WR	2014	4th overall
Aaron Donald	DT	2014	13th overall
Dominique Easley* (NE)	DT	2014	29th overall
Tavon Austin	WR	2013	8th overall
Alec Ogletree	LB	2013	30th overall
Mark Barron (TB)	LB	2012	7th overall
Michael Brockers	DE	2012	14th overall
Robert Quinn	OLB	2011	14th overall

\* Denotes on reserve/injured list



WR Tavon Austin, RB Todd Gurley II, LB Alec Ogletree

## MARGINALLY GREAT

The Rams not only won games during the regular season, but they won by a large margin. They finished the 2017 season ranked second in the league in margin of victory, outscoring opponents by an average of 18.91 points per game in their 11 wins this season. Additionally, L.A. beat three of the other top-five team in average margin of victory this season 95-54, with an average margin of victory of 13.66 against Jacksonville, Houston and Dallas.

### Average Margin of Victory in 2017

Team	Avg. Margin of Victory	Record
1. Jacksonville Jaguars	20.20	10-6
2. Los Angeles Rams	18.91	11-5
3. Baltimore Ravens	18.33	9-7
4. Houston Texans	18.25	4-12
5. Dallas Cowboys	16.13	9-7

During the team's four-game winning streak from Week 6-10, L.A. outscored its opponents 144-41 with wins of 27-17, 33-0, 51-17 and 33-7.

## LONGEST TENURED RAMS



LS Jake McQuaide

There are seven current Rams who have played at least 75 games for the franchise, led by LS Jake McQuaide, with 112 career regular season games played in a Rams uniform. McQuaide has played in every game since joining the franchise as an undrafted free agent following the 2011 NFL Draft.

G Rodger Saffold (98), P Johnny Hekker (96), OLB Robert Quinn (95), K Greg Zuerlein (92), DT Michael Brockers (91) and CB Trumaine Johnson (85) join McQuaide for most games played as a Ram.

Pos.	Player	Games Played for the Rams
LS	Jake McQuaide	112
G	Rodger Saffold	98
P	Johnny Hekker	96
OLB	Robert Quinn	95
K	Greg Zuerlein	92
DT	Michael Brockers	91
CB	Trumaine Johnson	85

## AYE, AYE CAPTAIN



Rams 2017 Team Captains

Under Head Coach Sean McVay, the Los Angeles Rams players voted on who would represent them as their team captains - the 2017 Rams Captains include three returning captains as well as two first-year Rams who were voted to be captain.

P Johnny Hekker is in his fourth season as a captain for the Rams, RB Todd Gurley II and LB Alec Ogletree are each in their second-consecutive season serving as captains. CB Trumaine Johnson is a first-time captain in his sixth season with the team. T Andrew Whitworth and OLB Connor Barwin, who joined the team as free agents this offseason, were each voted as captains.



# RAMS TEAM NOTES

## ALOHA RAMS



Rams 2017 Pro Bowl Participants P Johnny Hekker and LS Jake McQuaide

Following a strong 2017 season, eight members of the Los Angeles Rams were named to the 2018 Pro Bowl – the team's highest output of Pro Bowl players since the 1999 season. Returner Pharoh Cooper, DT Aaron Donald, QB Jared Goff, RB Todd Gurley II, P Johnny Hekker, LS Jake McQuaide, T Andrew Whitworth and K Greg Zuerlein will represent the Rams.

For the first time in Pro Bowl history, three roster spots will be occupied by Rams specialists. Cooper, Goff and Zuerlein are first-time honorees, while Hekker is tied for a team-leading four Pro Bowl bids alongside Donald who is also making a repeat appearance this year. Since entering the NFL in 2014, Donald has concluded each season with a Pro Bowl nomination. McQuaide is making his second-consecutive appearance.

### Current Rams Pro Bowl Appearances

Player	Year
OLB Connor Barwin	2015
WR/PR/KR Pharoh Cooper	2018
DT Aaron Donald	2015, 2016, 2017, 2018
QB Jared Goff	2018
RB Todd Gurley II	2016, 2018
P Johnny Hekker	2014, 2016, 2017, 2018
LS Jake McQuaide	2017, 2018
OLB Robert Quinn	2014, 2015
T Andrew Whitworth	2012, 2015, 2016, 2018
K Greg Zuerlein	2018

## DOMINATING THE DIVISION

The Rams entered Week 17 with a two game lead in the NFC West and an 11-4 record when they decided to rest their starters against the 49ers. The Rams finished 4-2 against divisional opponents during the 2017 campaign.

After defeating the Seahawks at CenturyLink Field on Dec. 17, the Rams moved to 3-0 on the road against teams in the NFC West, the first time a Rams team has accomplished this feat since the 2001 Rams went 4-0 on the road in the then five team NFC West.

The Rams outscored their divisional opponents 171-112 this season, which is a 59 point differential. It is the highest positive point differential in the division for the Rams since the 2001 Rams outscored their divisional opponents 274-160 for a 114 point differential. The 2001 Rams played in a five team division and therefore had eight divisional games that season.

The Rams also posted 30-plus points against all three of their divisional opponents this season. The 2002 Rams were the last team to accomplish that feat.

Rams NFC West Matchups in 2017			
Date	Opponent	Score	Differential
09/21	at San Francisco	41-39	+2
10/08	vs. Seattle	10-16	-6
10/22	vs. Arizona	33-0	+33
12/03	at Arizona	32-16	+16
12/17	at Seattle	42-7	+35
12/31	vs. San Francisco	13-34	-21
<b>Total</b>		<b>171-112</b>	<b>+59</b>

## TOP SCORING TEAMS


Rams Head Coach Sean McVay immediately fixed the team's scoring issues, surpassing the 224 points scored in 2016 in only eight games in 2017. The Rams not only improved, they went from worst to first in total scoring and points per game from the 2016 to the 2017 season with 478 points scored and averaged 29.9 points per game.

The Rams scored 30-plus points nine times during the 2017 regular season, a feat the team achieved only three times in the previous two seasons combined.

### Most Points Scored in 2017

Team	Points	Points/GM
1. Los Angeles Rams	478	29.9
2. New England Patriots	458	28.6
2. Philadelphia Eagles	457	28.5
4. New Orleans Saints	448	28.0
5. Jacksonville Jaguars	417	26.1

## HOME IS WHERE THE HEART IS



The Los Angeles Rams once again call the Los Angeles Memorial Coliseum home, the original home of the Los Angeles Rams from 1946-1979 and once again from 2016 through the 2019 campaign.

Los Angeles has a regular season record of 146-85-8 in games played at the Coliseum. Los Angeles also hosted 10 playoff contests at the Coliseum.

Los Angeles went 7-0 at home twice in its first 34 seasons in the Coliseum, during the 1973 and 1977 seasons.

## FRESH FACES

In addition to 20 new coaches on the Rams' 23-man coaching staff, Los Angeles also has 23 new faces on its 53-man roster, including, two players acquired via trade, 10 free agents, two players claimed off waivers and seven rookies. Of the 23 new faces, 13 are on the offensive side of the ball, while nine new defenders and one specialist joined the Rams since the end of the 2016 campaign.

Pos.	Name	College	Height	Weight	Obtained
<u>Acquired via Trade:</u>					
WR	Sammy Watkins	Clemson	6-1	211	T(BUF)-'17
TE	Derek Carrier	Beloit (Wis.)	6-4	244	T(Was)-'17
<u>Waiver Claim:</u>					
C	Austin Blythe	Iowa	6-3	300	W(IND)-'17
OL	Aaron Neary	E. Washington	6-4	301	W(PHI)-'17
<u>Free Agents:</u>					
OLB	Connor Barwin	Cincinnati	6-4	255	FA-'17
RB	Lance Dunbar	North Texas	5-8	187	FA-'17
K	Sam Ficken	Penn State	6-2	190	FA-'17
LB	Cameron Lynch	Syracuse	6-0	229	FA-'17
T	Cornelius Lucas	Kansas State	6-9	320	FA-'17
CB	Nickell Robey-Coleman	USC	5-8	178	FA-'17
OLB	Garrett Sickels	Penn State	6-4	252	FA-'17
C	John Sullivan	Notre Dame	6-4	310	FA-'17
OLB	Carlos Thompson	Mississippi	6-5	250	FA-'17
DT	Tyrann Walker	Tulsa	6-3	310	FA-'17
T	Andrew Whitworth	LSU	6-7	333	FA-'17
WR	Robert Woods	USC	6-0	193	FA-'17
<u>Rookies:</u>					
RB	Justin Davis	USC	6-1	198	UDFA
OLB	Samson Ebukam	E. Washington	6-3	240	D4B-'17
TE	Gerald Everett	S. Alabama	6-3	245	D2-'17
S	John Johnson III	Boston College	6-0	204	D3B-'17
WR	Cooper Kupp	E. Washington	6-2	205	D3A-'17
WR	Josh Reynolds	Texas A&M	6-3	192	D4A-'17
DT	Tanzel Smart	Tulane	6-1	290	D6A-'17



# RAMS TEAM NOTES

## HONOR ROLL



RB Todd Gurley, NFC POM, Sept. 2017

There have been five different Rams honored 10 times during the 2017 campaign with two NFC Special Teams Players of the Week, four NFC Offensive Players of the Week, one NFC Defensive Player of the Week, two NFC Offensive Players of the Month and two Special Teams Players of the Month.

RB Todd Gurley II was named the NFC Offensive Player of the Month for September this season. Gurley rushed 63 times for 241 yards and four rushing touchdowns and recorded 13 receptions for 140 yards and two touchdowns in the month of September. Gurley's six touchdowns led the NFC and were

led for first in the NFL in the opening month of the 2017 season. A week after being named NFC Player of the Month for the first three games of the 2017 season, Gurley led the team in rushing (121 yards) and receiving (94 yards) to account for a then career-best 215 yards from scrimmage, earning a 35-30 win over the Cowboys and his first-career NFC Offensive Player of the Week accolades. Gurley was also named player of the week in Week 15. Gurley became the first RB to receive the weekly award back-to-back weeks since the award started in 1984.

K Greg Zuerlein booted his way into the Rams history books in the Week 4 win over Dallas with a 7-of-7 showing on field goal attempts, establishing a new franchise record for single-game made field goals and posting 23 points en route to his first NFC Special Teams Player of the Week honors since the 2014 season. Zuerlein was named the NFC Special Teams Player of the Month for October 2017, his first-career player of the month accolades. Zuerlein continued his hot streak becoming the first player in NFL history to be named the NFC Special Teams Player of the month in back-to-back months.

CB Trumaine Johnson earned his first-career NFC Defensive Player of the Week award after recording a pick six, a forced fumble, a fumble recovery, one PD and two tackles in Week 1.

WR/Returner Pharoh Cooper earned his first-career Player of the Week Accolades following the Week 6 win over Jacksonville, taking the opening kickoff 103 yards to pay dirt and tying a franchise record for longest kickoff return.

Player	Award	(Season)
Tavon Austin	NFC ST POW	Week 10 (2013)
Tavon Austin	NFC ST POM	November (2013)
Tavon Austin	NFC ST POW	Week 14 (2014)
Tavon Austin	NFC ST POW	Week 1 (2015)
<b>Pharoh Cooper</b>	<b>NFC ST POW</b>	<b>Week 6 (2017)</b>
Aaron Donald	NFC Def POW	Week 1 (2015)
Aaron Donald	NFC Def POW	Week 14 (2015)
Aaron Donald	NFC Def POW	Week 4 (2016)
<b>Jared Goff</b>	<b>NFC Off POW</b>	<b>Week 9 (2017)</b>
<b>Todd Gurley II</b>	<b>NFC Off POM</b>	<b>September (2017)</b>
<b>Todd Gurley II</b>	<b>NFC OFF POW</b>	<b>Week 4 (2017)</b>
<b>Todd Gurley II</b>	<b>NFC OFF POW</b>	<b>Week 15 (2017)</b>
<b>Todd Gurley II</b>	<b>NFC OFF POW</b>	<b>Week 16 (2017)</b>
Johnny Hekker	NFC ST POW	Week 5 (2012)
Johnny Hekker	NFC ST POW	Week 10 (2016)
Johnny Hekker	NFC ST POM	December (2016)
<b>Trumaine Johnson</b>	<b>NFC Def POW</b>	<b>Week 1 (2017)</b>
Robert Quinn	NFC ST POW	Week 8 (2011)
Robert Quinn	NFC Def POW	Week 1 (2013)
Nickell Robey-Coleman	AFC Def POW	Week 5 (2016)
Greg Zuerlein	NFC ST POW	Week 4 (2012)
Greg Zuerlein	NFC ST POW	Week 13 (2012)
Greg Zuerlein	NFC ST POW	Week 11 (2014)
<b>Greg Zuerlein</b>	<b>NFC ST POW</b>	<b>Week 4 (2017)</b>
<b>Greg Zuerlein</b>	<b>NFC ST POM</b>	<b>October (2017)</b>
<b>Greg Zuerlein</b>	<b>NFC ST POM</b>	<b>November (2017)</b>

## NO FIRST, AND 10



Rams Head Coach Sean McVay and General Manager Les Snead

The 2017 NFL Draft marked the 81st draft for the Rams franchise dating back to the second-ever NFL draft in 1937. The team has not had a first-round selection in only eight of those drafts, most recently in 2017.

The season following a draft in which the team didn't make a selection in the first round, the Rams went on to win at least 10 games on five different occasions (1967, 1968, 1973, 1984, 2017), including three seasons where the Rams claimed the NFC West title (1967, 1973, 2017).


Additionally, five of the franchise's 21 ties have come the season following a draft that the Rams didn't make a first-round selection, including two ties during the 1967 season, one of three seasons that featured two games ending in a draw.

Year (Traded to)	Record	Divisional Finish
2017 (choice to Cleveland through Tenn.)	11-5	first in NFC West
1987 (choice to Houston)	6-9	third in NFC West
1984 (choice to Kansas City)	10-6	second in NFC West
1973 (choice to New England)	12-2	first in NFC West
1972 (choice to NY Giants through N.E.)	6-7-1	third in NFC West
1968 (choice to Detroit)	10-3-1	second in NFC West
1967 (choice to Minnesota)	11-1-2	first in NFC West
1948 (choice to Detroit)	6-5-1	third in Western Conference

In total, the Rams are 81-41-5 (.657) all-time the season after not selecting in the first round of that year's draft.

## YOUNG GUNS

As of Week 1 of the 2017 campaign, the Rams have not only the youngest head coach in modern NFL history, they also have the league's second-youngest roster with an average age of 25.7, trailing only the Cleveland Browns.



S John Johnson III is the youngest Ram, he turned 22 in December

The youngest Ram on the roster is S John Johnson III, who turned 22 on Dec. 19. The oldest Ram is T Andrew Whitworth, the 12th year pro turned 36 on Dec. 12, exactly one week before Johnson celebrated his 22nd birthday.

There are three Rams players over the age of 30, OLB Connor Barwin (31), C John Sullivan (32) and Whitworth.

A season ago, the Rams went into Week 1 as the youngest team in the NFL with an average age of 25.60 years old. The Browns were the league's second-youngest team last season with an average age of 25.62.

### Youngest NFL Teams as of Week 1 2017

Team	Average Age
Cleveland Browns	24.7
<b>Los Angeles Rams</b>	<b>25.7</b>
Cincinnati Bengals	26.0
Jacksonville Jaguars	26.1
Indianapolis Colts	26.1



# RAMS TEAM NOTES

## WORTH EVERY PENNY

Rams WR Robert Woods proved to be one of, if not the best free agent acquisition at the wide receiver position during the 2017 season.

Among unrestricted free agents from the 2017 class, Woods finished third in receiving yards and second in touchdown receptions, despite playing in only 14 games this season.

The former Trojan's 781 yards is a single-season best and his five touchdowns matches his career-mark in a single season. Woods enjoyed a career day with 171 yards receiving against the Texans in a 33-7 win.



WR Robert Woods vs. Houston

### Most Receiving Yards Among 2017 Unrestricted Free Agents

Player	2016 Team	2017 Team	Yards
1. Marquise Goodwin	BUF	SF	962
2. Alshon Jeffery	CHI	PHI	789
3. <b>Robert Woods</b>	<b>BUF</b>	<b>LA</b>	<b>781</b>
4. DeSean Jackson	WAS	TB	668
5. Pierre Garcon	WAS	SF	500

## HANGIN WITH THE BEST OF 'EM

Rams QB Jared Goff is the only quarterback in franchise history to pass for 300-plus yards, three touchdowns and no interceptions in consecutive games.

Goff is also one-of-three quarterbacks to finish the 2017 regular season with three games with 300-plus yards, three touchdowns and no interceptions.

He joins Kansas City's Alex Smith and New England's Tom Brady as the only quarterbacks to accomplish this feat in 2017.



QB Jared Goff and Patriots QB Tom Brady

### Jared Goff's Games with 300+ Yards, 3 TDs & 0 INTs

Date	Opponent	Yards	TD/INT	Score/Result
11/05/17	NYG	311	4/0	W, 51-17
11/12/17	HOU	355	3/0	W, 33-7
12/24/17	TEN	301	4/0	W, 27-24

### Alex Smith's Games with 300+ Yards, 3 TDs & 0 INTs

Date	Opponent	Yards	TD/INT	Score/Result
09/07/17	NE	368	4/0	W, 42-27
10/08/17	HOU	324	3/0	W, 42-34
10/19/17	OAK	342	3/0	L, 31-30
12/3/17	NYJ	366	4/0	L, 38-31

### Tom Brady's Games with 300+ Yards, 3 TDs & 0 INTs

Date	Opponent	Yards	TD/INT	Score/Result
09/17/17	NO	447	3/0	W, 36-20
09/24/17	HOU	378	5/0	W, 36-33
11/19/17	OAK	399	3/0	W, 33-8

## DUAL THREAT



RB Todd Gurley II vs. Houston

The Rams offense was one of the most dynamic units in the NFL during the 2017 regular season and finished tied for fourth in the league in scrimmage yards per touch. The Rams averaged 7.7 yards per play from scrimmage, tied for the sixth-best average in the league in 2017.

The Rams success from scrimmage was due in large part to RB Todd Gurley II, who led the NFL in scrimmage yards per game with 139.5. He was been one of the best dual threats through the air and on the ground this season. Gurley led the NFL in yards from scrimmage (2,093) during the 2017 regular season.

### Most Scrimmage Yards-per-Game in 2017

Player	Scrim. Yds	Scrim Yds/Game
1. <b>Todd Gurley II, LA</b>	<b>2,093</b>	<b>139.5</b>
2. Le'Veon Bell, PIT	1,946	129.7
3. Kareem Hunt, KC	1,782	111.4
4. Antonio Brown, PIT	1,533	109.5
5. Leonard Fournette, JAX	1,342	103.2

## 4-for-5(hundred)

The Rams are one-of-six teams that finished the 2017 season with four players who had 500-plus receiving yards this season. Robert Woods (781), Cooper Kupp (869), Todd Gurley II (788) and Sammy Watkins (593) all recorded over 500 receiving yards on the season. The Steelers, Buccaneers, Seahawks, Chargers and Redskins also had at least four players with 500-plus receiving yards.

The Redskins had a league-best five receivers with 500-plus receiving yards during the 2017 regular season.

### Rams with 500-plus Receiving Yards

Player	Rec.	Yards	TDs
Cooper Kupp	58	869	5
Todd Gurley II	64	788	6
Robert Woods	56	781	5
Sammy Watkins	39	593	8

## TAKING IT TO THE CRIB

The Rams were one-of-five teams to lead the league in interceptions returned for touchdowns during the 2017 regular season. Most recently, LB Alec Ogletree intercepted a Blaine Gabbert pass and returned it 41 yards for a touchdown against Arizona on 12/3.

Ogletree's touchdown was the Rams third pick-six of the season. S Lamarcus Joyner and CB Trumaine Johnson both returned interceptions for touchdowns in Week 1 against the Colts.

### Most Interception Return for TDs

Team	INTs	TDs
1t. Los Angeles Rams	18	3
1t. Baltimore Ravens	22	3
1t. Detroit Lions	19	3
1t. Seattle Seahawks	14	3
1t. Cincinnati Bengals	11	3



# RAMS OFFENSIVE NOTES

## DOWN-IN AND DOWN-OUT



WR Sammy Watkins

During the 2017 regular season, the Rams finished sixth in the NFL in yards-per-play with a mark of 5.78.

Against the Giants, L.A. averaged 7.8 yards per play, while QB Jared Goff averaged 22.2 yards per completion.

WR Sammy Watkins averaged 15.2 yards per reception in 15 regular season games played as a member of the Los Angeles Rams.

### Highest Yards-Per-Play in 2017

Team	Yds./Play
1. New Orleans Saints	6.26
2. Kansas City Chiefs	6.10
3. Atlanta Falcons	5.93
4. Los Angeles Chargers	5.91
5. New England Patriots	5.89
6. Los Angeles Rams	5.78

## GAME WRECKERS

The Rams were one-of-four teams in the NFL with three or more players who combined for four touchdown receptions of 50-plus yards.

The Eagles and Chiefs each had four players with a 50-plus yard touchdown reception, and Kansas City led the league with eight 50-plus yard touchdowns.

WR Robert Woods recorded a 50-plus yard receiving touchdown in back-to-back weeks, including a 94-yard touchdown against the Houston Texans, marking the third longest touchdown reception in franchise history.



Watkins, Gurley II and Woods

### Los Angeles Players with 50-plus yard TD Recs

Player	Date/Opponent	Play
Robert Woods	11/12/17 vs. HOU	94-yard TD reception
Todd Gurley II	12/24/17 at TEN	80-yard TD reception
Sammy Watkins	11/5/17 at NYG	67-yard TD reception
Todd Gurley II	10/1/17 at DAL	53-yard TD reception
Robert Woods	11/5/17 at NYG	52-yard TD reception

### Indianapolis Players with 50-plus yard TD Recs

Player	Date/Opponent	Play
T.Y. Hilton	11/5/17 at HOU	80-yard TD reception
T.Y. Hilton	9/24/17 vs. CLE	61-yard TD reception
Chester Rogers	11/12/17 vs. PIT	61-yard TD reception
Donte Moncrief	11/12/17 vs. PIT	60-yard TD reception

### Philadelphia Players with 50-plus yard TD Recs

Player	Date/Opponent	Play
Nelson Agholor	9/10/17 at WAS	58-yard TD reception
Nelson Agholor	10/8/17 vs. ARI	72-yard TD reception
Mack Hollins	10/23/17 vs. WAS	64-yard TD reception
Torrey Smith	10/8/17 vs. ARI	59-yard TD reception
Alshon Jeffery	10/29/17 vs. SF	53-yard TD reception

### Kansas City Players with 50-plus yard TD Recs

Player	Date/Opponent	Play
Kareem Hunt	9/7/17 NE	78-yard TD reception
Tyreek Hill	9/7/17 at NE	75-yard TD reception
Tyreek Hill	10/19/17 at OAK	64-yard TD reception
Tyreek Hill	11/05/17 at DAL	56-yard TD reception
Albert Wilson	10/19/17 at OAK	63-yard TD reception
De'Anthony Thomas	10/15/17 vs. PIT	57-yard TD reception
Tyreek Hill	12/3/13 at NYJ	57-yard TD reception

## 2ND-AND-SIXISH

The Rams ranked fourth in the NFL in percentage of rushes gaining 4-plus yards. 46.5 percent of the Rams rushing plays this season have gone for at least four yards, which is vital in limiting third-and-longs as well as picking up early first downs. The Rams also finished the 2017 regular season ranked second in the NFL in rushing plays of 4-plus yards on first down (48.4 percent).



RB Todd Gurley II

RB Todd Gurley II averaged 4.7 yards per rush, amassed 1,305 yards rushing on 279 attempts. The 279 rushes were the fourth-most in the NFL, while Gurley's 1,305 rushing yards were the second-most during the 2017 regular season.

### Percentage of Rushes Gaining 4+ Yards in 2017

Team	Rushes	4+ Rush	Pct. Rush +4
1. Dallas Cowboys	480	236	49.2
2. Green Bay Packers	386	186	48.2
3. New England Patriots	448	210	46.9
4. Los Angeles Rams	454	211	46.5
5. Baltimore Ravens	460	209	45.4

### Percentage of Rushes Gaining 4+ Yards on 1st Down in 2017

Team	1st Rush 4+	1st Rush	Pct.
1. Dallas Cowboys	269	138	51.3
2. Los Angeles Rams	246	119	48.4
3. New England Patriots	268	128	47.8
4. San Francisco 49ers	225	104	46.2
5. Green Bay Packers	228	102	44.7

## ROAD WARRIOR

Rams QB Jared Goff was one of only two quarterbacks to start at least seven road games and have only two interceptions during the 2017 regular season.



QB Jared Goff

Goff completed 148 passes for 1,848 yards, 18 touchdowns and two interceptions in eight road games this season. The Rams finished the season 7-1 in road games and 8-1 in games played away from the Coliseum in 2017.

Goff posted a 109.8 passer rating on the road with 18 touchdowns, second only to Kansas City QB Alex Smith, who played in only seven road games this season.

Goff's 15 25-plus yard passes on the road was tied for the 10th-most with Panthers QB Cam Newton. Additionally, Goff threw a touchdown on 7.7 percent of his passes in road contest, the best percentage in the league.

### Most Touchdown Passes on the Road in 2017

Rk.	Player	Team	Games	TDs
1t.	Jared Goff	LA	8	18
1t.	Alex Smith	KC	7	18
3.	Russell Wilson	SEA	8	17
4.	Andy Dalton	CIN	8	16
5t	Philip Rivers	LAC	8	15
5t.	Carson Wentz	PHI	8	15

### Highest Passer Rating on the Road in 2017 (Minimum of 4 starts)

Rk.	Player	Team	Games	Rate
1.	Alex Smith	KC	7	118.0
2.	Jared Goff	LA	8	109.8
3.	Drew Brees	NO	8	103.5
4.	Jameis Winston	TB	6	102.4
5.	Tom Brady	NE	8	100.1





# RAMS OFFENSIVE NOTES

## LINING THEM UP

One of Head Coach Sean McVay's first tasks was shoring up the Rams offensive line - a unit that saw six different starting combinations during the 2016 campaign. The Rams are the only team in the NFL to use the same five starting offensive linemen in 15 of their contests this season before resting starters during Week 17.



C John Sullivan

The Rams allowed only 28 sacks during the 2017 regular season, the ninth-fewest sacks allowed in the NFL during the 2017 regular season. The Los Angeles Chargers allowed the fewest sacks during the 2017 regular season with 18.

L.A. had two games this season in which they did not surrender a sack, both of which came on the road. The unit paved the way for RB Todd Gurley II to score a league-best 19 touchdowns and was the only player in the league to surpass over 2,000 scrimmage yards. Gurley averaged over 175 yard from scrimmage from Weeks 12-16.

The franchise has not used a draft pick on an offensive lineman since the 2015 draft, so McVay and Co. infused the existing youth on the roster with a pair of veteran free agents in T Andrew Whitworth and C John Sullivan. The duo has combined to play in 314 career games with 282 starts. Additionally, Whitworth and Sullivan have played in 10 postseason contests with nine career playoff starts between them.

T Rob Havenstein, a massive 6-8 lineman from Wisconsin, was the team's second round (57th overall) pick in 2015. Havenstein started the first 15 games of the 2016 season at RT before suffering an ankle injury.

2015 third-round pick G Jamon Brown started five games in his second professional season at both left and right guard positions. He won the RG position heading into the 2017 campaign.

## 'WAT' ABOUT THE DEEP BALL?

Since being drafted in 2014, Rams newly acquired receiver Sammy Watkins has the third highest average yards per reception total in the NFL (minimum of 150 receptions). Watkins (15.9) trails only WRs DeSean Jackson (17.6) and T.Y. Hilton (16.4) for the top mark in the league during that span amongst all receivers with at least 150 receptions.



WR Sammy Watkins


In 2015, Watkins was tied for first in the NFL in average yards-per reception with Jacksonville's Allen Robinson. Watkins was also top-10 in the NFL in 25+ yard receptions in only 13 games played.

Watkins has scored eight touchdowns with the Rams this season, which is tied for the eighth-most receiving touchdowns during the 2017 regular season. In his career, the Clemson product has 25 receiving touchdowns.

### Highest Average Yards-per Reception (2014-present) Minimum of 150 Receptions

Rk.	Player	Team	Avg.
1.	DeSean Jackson	WAS/TB	17.6
2.	T.Y. Hilton	IND	16.3
3.	<b>Sammy Watkins</b>	<b>BUF/LA</b>	<b>15.9</b>
4.	Rob Gronkowski	NE	15.8
5.	Marvin Jones Jr.	CIN/DET	15.7

## GOING GOFF IN THE SCORING COLUMN



QB Jared Goff

After enjoying a career-day in the team's opening win over the Indianapolis Colts, QB Jared Goff established a then career-high in passing yards (311), QB rating (146.8) and passing touchdowns (4) in a rain-soaked win over the New York Giants in the team's Week 9 win. A week later in the team's first game back in L.A. in over a month against, Goff posted a new-career high 355 yards passing.

Goff became only the fourth QB this season to pass for over 300 yards with four passing touchdowns this season in a 51-17 win over the New York Giants.

In his first road start of his sophomore campaign, a Thursday Night game at San Francisco, the Cal product had his most efficient day in the NFL, completing 22-of-28 passing attempts (79 percent) for 292 yards, three touchdowns and no interceptions with a 145.8 QB rating, earning his first road victory. It was Goff's second three-touchdown game, both games came on the road in his first road start of each of his first two seasons.

Rams QB Jared Goff threw three touchdowns in the first half of his first-career road start as a rookie in a Week 12 match-up with the New Orleans Saints in 2016, becoming the third rookie to throw three touchdowns in their first-career road start over the past 20 years.

### Jared Goff Touchdown Passes

Play	Date/Opponent
24-yard pass to WR Tavon Austin	11/27/16/NO
6-yard pass to WR Kenny Britt	11/27/16/NO
15-yard pass to TE Lance Kendricks	11/27/16/NO
1-yard pass to WR Kenny Britt	12/4/16/NE
2-yard pass to TE Tyler Higbee	12/24/16/SF
18-yard pass to WR Cooper Kupp	9/10/17/IND
18-yard pass to RB Todd Gurley II	9/17/17/WAS
7-yard pass to RB Todd Gurley II	9/21/17/SF
1-yard pass to WR Sammy Watkins	9/21/17/SF
13-yard pass to WR Sammy Watkins	9/21/17/SF
7-yard pass to WR Cooper Kupp	10/1/17/DAL
53-yard pass to RB Todd Gurley II	10/1/17/DAL
4-yard pass to TE Gerald Everett	10/15/17/JAX
18-yard pass to WR Cooper Kupp	10/22/17/ARI
8-yard pass to TE Tyler Higbee	11/5/17/NYG
52-yard pass to WR Robert Woods	11/5/17/NYG
67-yard pass to WR Sammy Watkins	11/5/17/NYG
4-yard pass to WR Robert Woods	11/5/17/NYG
94-yard pass to WR Robert Woods	11/12/17/HOU
17-yard pass to WR Sammy Watkins	11/12/17/HOU
12-yard pass to WR Robert Woods	11/12/17/HOU
5-yard pass to WR Sammy Watkins	11/26/17/NO
7-yard pass to WR Josh Reynolds	11/26/17/NO
1-yard pass to TE Gerald Everett	12/3/17/ARI
11-yard pass to WR Sammy Watkins	12/3/17/ARI
6-yard pass to WR Cooper Kupp	12/10/17/PHI
1-yard pass to WR Sammy Watkins	12/10/17/PHI
1-yard pass to WR Robert Woods	12/17/17/SEA
14-yard pass to RB Todd Gurley II	12/17/17/SEA
3-yard pass to RB Todd Gurley II	12/24/17/TEN
80-yard pass to RB Todd Gurley II	12/24/17/TEN
3-yard pass to WR Sammy Watkins	12/24/17/TEN
14-yard pass to WR Cooper Kupp	12/24/17/TEN




# RAMS OFFENSIVE NOTES

## SCORING SUMMARIES

The Los Angeles Rams lit up the scoreboard in a variety of different ways this season, as they led the league in scoring, finished tied for the third-best scoring differential and outscored opponents by 149 points during the 2017 regular season.

L.A. scored 53 points on its opening drives during the 2017 regular season, which is tied for the third-highest total in opening drive points. The Rams scored on 11 of their 16 opening drives, including five touchdowns.



WR Josh Reynolds

The Rams had 188 offensive drives during the 2017 regular season and scored 45 touchdowns and connected on 40 field goals, scoring on 85-of-188 offensive drives (45.2 percent), which is the second-most efficient output in the league during the 2017 campaign trailing only the New England Patriots.

L.A. was also efficient in goal-to-go situations, converting 96.7 percent of their goal-to-go series into points. 33-of-188 offensive drives ended in goal-to-go situations and the Rams scored on 32 of those 33 drives for 198 points, the second-most goal-to-go points in the NFL in 2017.

The Rams were one-of-12 teams that did not have a giveaway in goal-to-go situations during the 2017 regular season.

### 2017 Scoring Differential

Team	Scored	Allowed	Differential
1t. Philadelphia Eagles	458	296	162
1t. New England Patriots	457	295	162
<b>3t. Los Angeles Rams</b>	<b>478</b>	<b>329</b>	<b>149</b>
3t. Jacksonville Jaguars	417	268	149
5. Minnesota Vikings	382	252	130

### Points Scored on First Offensive Possessions

Team	TDS	Scores	Points
1. Green Bay Packers	7	9	54
2. New England Patriots	7	9	54
<b>3t. Los Angeles Rams</b>	<b>5</b>	<b>11</b>	<b>53</b>
3t. New Orleans Saints	5	11	53
5. Washington Redskins	5	9	47

### Goal-to-Go Scoring Sorted by Efficiency

Team	G-T-G TDS	G-T-G TD Eff.	G-T-G Pts.
1. New England Patriots	27	78.9	234
<b>2. Los Angeles Rams</b>	<b>26</b>	<b>78.8</b>	<b>198</b>
3. Minnesota Vikings	24	77.4	178
4. New Orleans Saints	22	73.3	177
5. Jacksonville Jaguars	24	85.7	176

## ROOKIE TRIO

The Rams finished the regular season with the third-most receiving yards among rookies. Cooper Kupp (869), Gerald Everett (244) and Josh Reynolds (104) all contributed to a passing attack that finished the season ranked 10th in the NFL. Kupp, Everett and Reynolds combined for 1,217 of L.A.'s 4,023 receiving yards.


The Jacksonville Jaguars lead the league in rookie receiving yards (1,475), and the San Francisco 49ers (1,397) are second.

### Most Combined Rookie Receiving Yards in 2017

1. Jacksonville	2. San Francisco	3. Los Angeles
K. Cole (748)	G. Kittle (515)	<b>C. Kupp (869)</b>
D. Westbrook (339)	T. Taylor (430)	<b>G. Everett (244)</b>
L. Fournette (302)	K. Bourne (257)	<b>J. Reynolds (104)</b>
J. Mickens (77)	M. Brieda (180)	<b>Total: 1,217 Yards</b>
L. Pinkard (5)	C. Hikutini (15)	
M. McCaffrey (4)	Total: 1,397	
Total: 1,475 Yards		

## KUPP FULL OF YARDS

Rams WR Cooper Kupp was one of the best rookie wide receivers in the league this season. Kupp finished the regular season leading all rookies in first down receptions (42) and tied Pittsburgh's JuJu Smith-Schuster for the most 20-plus yard receptions (12). He finished second among rookies in receiving yards (869), tied for fourth in touchdown receptions (5) and fourth in receptions (62).



WR Cooper Kupp

Despite not playing in Week 17, Kupp is also one-of-six rookies this season to record multiple 40-plus yard receptions.

### Most Receiving Yards Among Rookies in 2017

Rk.	Rec/Yds.	Rec. TD	20+
1. JuJu Smith-Schuster, PIT	58/917	7	12
<b>2. Cooper Kupp, LA</b>	<b>62/869</b>	<b>5</b>	<b>12</b>
3. Alvin Kamara, NO	81/826	5	11
4. Keenan Cole, JAX	42/748	3	11
5. Evan Engram, NYG	64/722	6	11

## PERSONAL PROTECTORS

The Los Angeles Rams offensive line benefited from free agent additions as well as continuity during the 2017 regular season. L.A. has used the same five starting offensive linemen in the first 15 games of the 2017 season before resting selected starters in the team's Week 17 game.



T Andrew Whitworth

Through Week 16, the unit only allowed QB Jared Goff to be sacked 25 times, tied for the seventh-fewest sacks surrendered by a team during the first 15 games of the 2017 regular season.

The Rams surrendered 1.6 sacks per game in Weeks 1-15 and had two games (both on the road) in which the team didn't surrender a single sack. Last season, L.A. quarterbacks were sacked 3.0 times per game on average and surrender at least a sack in every game.

### Fewest Sacks Allowed in 2017 Weeks 1-16

Team	Sacks Allowed
1. Los Angeles Chargers	17
2. New Orleans Saints	18
3. Pittsburgh Steelers	21
4t. Jacksonville Jaguars	22
4t. Oakland Raiders	22
6. Atlanta Falcons	23
<b>7t. Los Angeles Rams</b>	<b>25</b>
7t. Minnesota Vikings	25

Not only was the offensive line able to keep Goff upright, they also provided enough time to connect on deep passes. The Rams averaged 12.8 yards per reception, the highest average in the NFL through Week 16 of 2017.

### Highest Reception Average in 2017 Weeks 1-16

Team	Yards/Reception
<b>1. Los Angeles Rams</b>	<b>12.8</b>
2t. Los Angeles Chargers	12.3
2t. Houston Texans	12.3
4. Philadelphia Eagles	12.2
5. Tampa Bay Buccaneers	12.1



# RAMS OFFENSIVE NOTES

## MOVING THE CHAINS



WR Cooper Kupp

Rams WR Cooper Kupp was the Rams best third-down receiver this season.

The rookie finished the regular season with 23 receptions for 323 yards and four touchdowns on third-down.

Among all receivers in the NFL, Kupp finished tied for the sixth-best receiving yard average on third

down (minimum of 20 third down receptions).

Among rookies, Kupp finished second in third down receptions, first in third down receiving yards and tied for first in touchdown receptions with Pittsburgh's JuJu Smith-Schuster.

As a unit, the Rams finished ninth in the NFL in third down conversions, converting 41.12 percent of third down attempts this season.

### Most Third Down Receiving Yards Among Rookies in 2017

Rk.	Player	Third Down Rec/Yds	TDs
1.	Cooper Kupp, LA	23/323	4
2.	JuJu Smith Schuster, PIT	19/315	4
3.	Trent Taylor, SF	27/282	2
4.	Christian McCaffrey, CAR	20/245	1
5.	Evan Engram, NYG	19/225	1

### Highest Receiving Average on Third Down (Minimum 20 Third Down Receptions)

Rk.	Player	Third Down Rec/Yds	Avg.
1.	Nelson Agholor, PHI	22/385	17.5
2.	Antonio Brown, PIT	25/424	17.0
3.	Keenan Allen, LAC	36/552	15.3
4.	Julio Jones, ATL	22/334	15.2
5.	DeAndre Hopkins, HOU	24/349	14.5
6t.	Cooper Kupp, LA	23/323	14.0
6t.	Devin Funchess, CAR	21/294	14.0

## LET'S SCORE SOME MORE



K Greg Zuerlein

Despite only playing in 14 games this season, K Greg Zuerlein still led the league in total points scored during the 2017 regular season with 158 points scored.

RB Todd Gurley II finished 13th in the NFL in 2017 with 114 points scored, the highest total by a non-kicker.

Zuerlein's 158 points this season was aided by a 23-point game against the Cowboys in the team's Week 4 road victory. The 23 points scored was the third-best single-game points total by a kicker in NFL history.

Zuerlein fell two points shy of former RB Marshall Faulk for the second-best single season scoring (160 points in 2000) and five points shy of former K Jeff Wilkins for the highest scoring season by a Ram in franchise history (163 points in 2003). Former Chargers RB LaDainian Tomlinson holds the NFL single season record with 186 points scored in 2006.

### NFL Individual Leading Scorers

Player	Total Points
1. Greg Zuerlein, LA	158
2. Stephen Gustkowski, NE	156
3. Robbie Gould, SF	145
4t. Chris Boswell, PIT	142
4t. Harrison Butker, KC	142

## TODD'S TOUCHDOWNS

Rams RB Todd Gurley II posted a single-season best 19 touchdowns in 15 games played during the 2017 regular season. Gurley scored 13 rushing touchdowns and six receiving touchdowns and had the most overall touchdowns and the most rushing touchdowns he's scored in a season, after he scored 10 touchdowns as a rookie in 2015.



RB Todd Gurley II vs. Washington

Gurley has scored 35 career touchdowns in 45 career games with 29 rushing touchdowns and six receiving scores. Gurley did not have a receiving touchdown entering the 2017 season.

In only three games, Gurley tied the Rams franchise record for most touchdowns in the month of September. Gurley's six touchdowns tied with Dick Bass, Greg Bell, Eric Dickerson and Marshall Faulk who all accomplished the feat in four games, earning him September NFC Player of the Month.

After scoring from the ground and air against Washington and San Francisco, Gurley became only the third Ram in the Super Bowl era to score both a rushing touchdown and receiving touchdown in back-to-back weeks, joining Faulk and Steven Jackson.

Gurley finished the season ranked 16th in points scored with 114 points scored, the highest point total by a non-kicker in the league.

### Most Overall Touchdowns in 2017

Player	TDs
1. Todd Gurley II, LA	19
2. Alvin Kamara, NO	14
3. DeAndre Hopkins, HOU	13
3t. Melvin Gordon, LAC	12
3t. Mark Ingram, NO	12

## THIRD QUARTER THUMPERS

The Los Angeles Rams posted 119 points in the third quarter of their games during the 2017 regular season and held opponents to only 41 total points in the third quarter. The Rams +78 differential is the best in the league and 22 more than the Saints, who are in second place.

The Saints and Eagles both rank in the top-five in the league in third quarter point differential despite L.A. outscoring the two teams by a total of 17-7 in the third quarters of their respective games this season.



K Sam Ficken

### Third Quarter Scoring Leaders

Team	Scored	Allowed	Differential
1. Los Angeles Rams	119	41	+78
2. New Orleans Saints	98	46	+52
3. New England Patriots	96	51	+45
4. Philadelphia Eagles	107	63	+44
5. Tennessee Titans	91	49	+42



# RAMS DEFENSIVE NOTES

## ROB'N THE BALL



OLB Robert Quinn

Rams OLB Robert Quinn has made a career out of terrorizing opposing quarterbacks. Since 2012, Quinn is tied for the lead in the NFL in forced fumbles with 20.

Defensive Coordinator Wade Phillips continues to build on Quinn's success and emulate the success that some of his previous defenses have had in forcing fumbles, Phillips Broncos defensive unit forced 34 fumbles in his two seasons as coordinator, tied for the fourth-best total in those two seasons. The Rams forced 17 fumbles in 2017, tied for the most in the league with the Jacksonville Jaguars.

LB Alec Ogletree has forced 12 fumbles since 2012, which is tied for the 17th-highest output in the NFL.

As a team, the Rams have forced 90 fumbles since 2012. The 90 forced fumbles is the third-best total in the NFL during that span.

### Individual Forced Fumble Totals 2012-Present

Player	Forced Fumbles
1. Robert Quinn, LA	20
2. Von Miller, DEN	19
3. Ryan Kerrigan, WAS	18
4t. Cameron Wake, MIA	17
4t. Lavonte David, TB	17

### Team Forced Fumble Totals 2012-Present

Player	Forced Fumbles
1t. New England Patriots	95
1t. Carolina Panthers	95
3. Los Angeles Rams	90
4. Denver Broncos	89
5t. Tampa Bay/Washington	86

## SACKS ON SACKS ON SACKS



DT Aaron Donald

During the 2017 regular season, the Rams finished fourth in the NFL in sacks with 48.

The Pittsburgh Steelers led the league in sacks (56) during the 2017 campaign, while the Jacksonville Jaguars were a close second recording 55 sacks in 16 games.

DT Aaron Donald finished the season tied for ninth in the NFL with 11.0 sacks and he led all interior pass rushers.

Defensive coordinator Wade Phillips commanded his third straight unit to a top 5 finish in the league in sacks. Phillips' Broncos defenses in 2015 and 2016 both finished top five in the league. The 2015 Broncos led the NFL with 52 sacks and the 2016 Broncos finished third in the league with 42 sacks.

### Most Sacks in 2017

Team	Sacks
1. Pittsburgh Steelers	56
2. Jacksonville Jaguars	55
3. Carolina Panthers	50
4. Los Angeles Rams	48
5t. Tennessee Titans	43
5t. Los Angeles Chargers	43

## A PRODUCTIVE PRESENCE



DT Aaron Donald

Rams DT Aaron Donald has used an explosive first step to make a living in opponents' backfields since entering the league in 2014.

Since the start of the 2014 season, Donald leads the league lead in tackles for loss, tallying 72 in 62 games played, including 15 TFL in 14 games during the 2017 season.

The 15 TFL is tied for the ninth-most this season and the most by an interior defensive lineman.

### 2014-Present NFL Leaders - Most Tackles for Loss

Player	TFL
1. Aaron Donald, LA	72
2. Khalil Mack, OAK	68
3. J.J. Watt, HOU	62
4t. Michael Bennett, SEA	60
4t. Ryan Kerrigan, WAS	60

## DYNAMIC DUO

The Rams are one-of-seven teams in the NFL who have two players with 50+ career sacks. OLB Robert Quinn (62.5) and OLB Connor Barwin (55.5) make up one of the most experienced pass rushing duos in the NFL.

Barwin and Quinn each have over 4.0 sacks on the season, they are two-of-six Rams that have posted at least 4.0 sacks this season.

The Carolina Panthers, Kansas City Chiefs, Miami Dolphins, Minnesota Vikings, Green Bay Packers and Cincinnati Bengals are the other three teams that feature a duo with 50+ career sacks.



OLB Connor Barwin

## A TREE IN THE MIDDLE

LB Alec Ogletree has posted 100-plus tackles in four of his first five NFL seasons, including three of the top-eight tackling seasons in franchise history.

During the 2017 regular season, Ogletree led the team with 128 total tackles, including 77 solo stops. Additionally, the Georgia product finished with 2.0 sacks, 10 passes defended, 11 QB hits, one interception and one forced fumble.

Ogletree had his most productive season as a professional, leading the Rams defense with 171 tackles, the fifth-highest output in franchise history in 2016.



LB Alec Ogletree

### Rams Single-Season Leading Tacklers

Player (season)	Total tackles
1. London Fletcher (2000)	193
2. London Fletcher (2001)	189
3. Jim Collins (1984)	185
4. James Laurinaitis (2012)	174
5. Alec Ogletree (2016)	171
6. Roman Phifer (1996)	170
7. Alec Ogletree (2014)	169
8. Alec Ogletree (2013)	155



# RAMS DEFENSIVE NOTES

## TAKE IT AWAY AND MAKE 'EM PAY

Not only did the Rams take the ball away, they made their opponents pay for turning the ball over. L.A. finished the 2017 regular season ranked fifth in the league in total takeaways with 28.

The Rams scored 126 points off of turnovers, the second-best total created by the defensive unit. 26.4 percent of the team's points this season have come following a takeaway, which was the fourth-highest percentage in the NFL.

Following the team's the Bye Week, the Rams went +6 in turnover differential, which was tied for the eighth-best in the NFL this season.



CB Trumaine Johnson

### Total Takeaways

Team	Total Takeaways
1. Baltimore Ravens	34
2. Jacksonville Jaguars	33
3. Detroit Lions	32
3. Philadelphia Eagles	31
5. Los Angeles Rams	28

### Most Points off Takeaways in 2017

Team	Points Off Takeaways
1. Jacksonville Jaguars	137
2. Los Angeles Rams	126
3. Baltimore Ravens	121
4. Detroit Lions	106
5. Philadelphia Eagles	103

## COUNT IT ALL FOR LOSS

Both against the run and the pass, the Rams defense was among the NFL's best over the past three seasons when it came to making plays behind the line of scrimmage.

Since the start of the 2015 season, the L.A. Rams rank third in the league in opponents' negative plays, preventing 336 of the opponents plays from even reaching the line of scrimmage.


The Rams forced 91 negative plays during the 2017 regular season. The Cleveland Browns lead the league in total negative plays with 138 plays made behind their opponents' line of scrimmage.

The Rams defense forced 113 negative plays by opposing offenses in 2016, the third-most in the NFL this past season.

The Rams finished the 2015 season with a league-best 132 negative plays, which included 82 negative rushes and 50 negative passing plays by their opponents.

### 2015-Present NFL Leaders, Opponent Negative Plays

Team	Plays
1. Arizona Cardinals	343
2. Jacksonville Jaguars	341
3. Los Angeles Rams	336
4t. Miami Dolphins	331
4t. Philadelphia Eagles	331



DT Aaron Donald

## ON THE MARK



LB Mark Barron

LB Mark Barron recorded 135-plus tackles in back-to-back seasons in 2015-2016 and tallied 108 tackles this past season despite missing the three games during the 2017 regular season.

Barron finished second on the team during the 2017 regular season with 108 total tackles, including 80 solo stops which is the most on the team, despite missing the Week 16 contest.

Barron tied for the most interceptions on the team with three interceptions this season. The former first-rounder has returned his three interception 29 yards.

In the team's Week 4 win at Dallas, the Alabama product posted his first interception of the season, intercepting QB Dak Prescott. Barron led the team in back-to-back weeks with 18 tackles against the Seahawks and 14 against the Jaguars.

Barron started all 16 contests of the 2016 campaign and finished second on the team with 147 tackles. He led or tied for the most tackles on the team in eight of the Rams' 2016 contests.

In the team's 2015 Week 7 win over Cleveland, Barron recorded a career-high 19 tackles, which is the most by any Ram in a game since 2001, and was close to matching it against the New Orleans Saints in the 2016 Week 12 match-up, finishing with 18 tackles.

In his career, Barron has recorded 41 TFL, 8.0 sacks, eight interceptions, forced four fumbles and added three fumble recoveries in 91 professional games as both a safety and a linebacker.

## BROCKERS BRINGING IT

DT Michael Brockers started the 2017 with a seven-tackle performance against the Colts, the most on the team in Week 1.

During the 2017 regular season, Brockers led the Rams defensive line with 65 total tackles, the fifth-most on the team. The LSU product also added eight TFL, 4.5 sacks, eight QB hits and four PDs in 2017.


Since entering the league as a first round pick in 2012, Brockers has started 88-of 90 games played. Brockers is one of three defensive linemen this season to have multiple PDs in one game. No defensive lineman had multiple PDs until Week 4.

A season ago, he recorded the second-most tackles on the team by an interior defensive lineman (58) during the 2016 season. His 58 total tackles ranked eighth on the team a season ago. In 2016, the LSU product tallied seven quarterback pressures and four quarterback hits despite missing two games in the middle of the season.

Brockers finished the 2015 season with career highs in tackles (74) and tackles for loss (12). His tackle for loss total tied for third among all Rams.

Brockers is one of five Rams defensive linemen who are first-round draft picks. He was an All-Rookie selection by the Pro Football Writers of America in 2012.

Brockers has posted 36 TFL, 39 QB hits, 19.0 sacks, seven PDs, forced two fumbles and recovered one fumble appearing in 89 games with 89 starts in his first six seasons in the National Football League.



DT Michael Brockers



# RAMS SPECIAL TEAMS NOTES

## KICKING WITH EFFICIENCY

Rams K Greg Zuerlein had one of the best years of his career and posted some of the best numbers among kickers before being placed on injured reserve.

Zuerlein finished tied for third in the NFL with a 95.0 percent conversion rate. Out of his 40 field goal attempts he only missed two, one Week 5 against Seattle, the other was an attempt at a career-long 63-yard field goal as time expired in the first half of a Week 12 game against the New Orleans Saints.



K Greg Zuerlein vs. Houston

### Highest Field Goal Percentage in 2017

Player	FGM/FGA	FG%
1. Graham Gano, CAR	29/30	96.7
2. Robbie Gould, SF	39/41	95.1
<b>3t. Greg Zuerlein, LA</b>	<b>38/40</b>	<b>95.0</b>
3t. Josh Lambo, JAX	19/20	95.0
5. Stephen Gostkowski, NE	37/40	92.5

## A LEG UP IN THE SCORING COLUMN

Against Buffalo in the Rams' 2016 Week 5 contest, K Greg Zuerlein made his 100th career field goal. He now has connected on 150 field goals and 187 PATs in his five-year NFL career.

Against the Cowboys in the 2017 Week 4 contest, Zuerlein booted the Rams to their third win of the season, accounting for 23 of the team's 35 points, connecting on 7-of-7 field goal attempts and 2-of-2 PATs. The seven made field goals established a franchise record for single-game field goals and his 23 points is the second-highest total for a Ram in a single game. Zuerlein ties Billy Cundiff for the third-most points by a kicker in a single game in NFL history, falling three points short of Rob Bironas' 26-point effort on 10/21/07. On the season, Zuerlein is 36-of-38 on field goal attempts and 35-of-36 on PATs.



K Greg Zuerlein

Zuerlein's 97.4 percent PAT success rate is the fourth-highest percentage in franchise history. Zuerlein is the only kicker in franchise history that has kicked PATs from the 2-yard line and the 15-yard line.

In his career, Zuerlein has scored 637 points and connected on 150-of-181 FG attempts and 187-of-192 PATs.

Zuerlein ranks third in franchise history with 637 career points, and has a personal-best 158 points which was the most points by anyone during the 2017 regular season.

## SPECIAL, SPECIAL TEAMS

The Rams are one-of-five teams in the NFL to block a punt this season and they are the only team with multiple blocked punts. This is the 12th season in which a Rams team has blocked multiple punts in a single season. They are the first team to do so in franchise history since the 2003 Rams.

The 2017 Rams are the first team to block multiple punts and return them for touchdowns since 2014 when the Philadelphia Eagles (three) and Minnesota Vikings (two) achieved the feat. On the season, L.A. has blocked three punts, one PAT and one field goal.

Rams OLB Cory Littleton is the first player to block multiple punts in a single season since 2014 when Philadelphia's Jurrell Casey and Buffalo's Anthony Dixon each had two blocks.



Rams Punt Return Team Celebrates TD at Jacksonville

## ELECTRIC PHAROH

Since taking over punt return duties for the Rams in Week 5, Pharoh Cooper has proven to be one of the most dynamic all around returners in the league.

The former Gamecock finished second in punt return average in addition to second in kickoff return average and leads the league in total return yards.

Cooper has returned 30 punts for 393 yards and a 53-yard long.

### 2017 Punt Return Average Leaders (1.25 returns/game)

Player	Avg.
1. Jamal Agnew, DET	15.4
<b>2. Pharoh Cooper, LA</b>	<b>12.5</b>
3. Trevor Davis, GB	12.0
4. Micahel Campanaro, BAL	10.8
5. Jaydon Mickens, JAX	10.3



# RAMS SPECIAL TEAMS NOTES

## GREG THE LEG



K Greg Zuerlein

Rams K Greg "The Leg" Zuerlein is one of the most prolific long-distance kickers in NFL history.

At Minnesota (11/8/15), he broke his own team record with a 61-yard field goal. In the process, he became just the second kicker in NFL history to make two 60 yard field goals in a career, joining Sebastian Janikowski. Coincidentally, Rams Special Teams Coordinator John Fassel held the same position with the Raiders when Janikowski accomplished his feat.

Zuerlein owns five of the six longest field goals made in Rams history, and his 61-yard kick in Minnesota was the longest in the NFL during the 2015 season.

Zuerlein has been one of the best deep ball kickers in the league since he arrived in 2012. At Washington (9/20/15), Zuerlein made a 52-yard kick. With 24 career kicks from 50 yards or more, Zuerlein ranks second in team history in field goals of 50 yards or more. He passed Josh Brown last season to move into second on the Rams all-time scoring list. He's tied for the third-most 50-yard field goals in the NFL since 2012.

### Most FG made from 50 yards or more, Rams History

Player	Years	FG Made
Jeff Wilkins	1997-07	26
<b>Greg Zuerlein</b>	<b>2012-present</b>	<b>24</b>
Josh Brown	2008-11	15
Tony Zendejas	1991-94	8
Mike Lansford	1982-90	4

## QUICK STRIKE SCORE

WR Pharoh Cooper recorded the first kickoff returned for a touchdown for the Rams since the 2006 season when he took the opening kickoff against the Jaguars 103 yards for the score.

Cooper led the NFL in kickoff return average (27.4) among those with at least 1.25 returns per game during the 2017 regular season.

The South Carolina product has been the best overall returner in the NFL this season. Cooper leads the league in total return yards with 1,331 and second in kickoff return yards with 932. He is also second in punt return average returning each punt an average 12.5 yards. Cooper was named to his first-career Pro Bowl as a returner.



WR Pharoh Cooper

### 2017 Kickoff Return Average Leaders (1.25 returns/game)

Player	Avg.
<b>1. Pharoh Cooper, LA</b>	<b>27.4</b>
2. Tyler Lockett, SEA	25.6
3. Ryan Switzer, DAL	25.0
4. Dion Lewis, NE	24.8
4. Akeem Hunt, KC	24.4

### Most Overall Return Yards in 2017 (PR and KOR)

Player	Yards
<b>1. Pharoh Cooper, LA</b>	<b>1,331</b>
2. Tyler Lockett, SEA	1,186
3. Andre Roberts, ATL	1,061
4. Trevor Davis, GB	996
5. Alex Erickson, CIN	941

## JOHNNY ON THE SPOT

In addition to recording the most punts downed inside opponents' 20-yard line in NFL history a season ago, Hekker broke his own NFL single-season net punting average record (46.0).

Hekker posted the third-best net average in NFL history with a 44.3 net average during the 2017 regular season, the second-best average of Hekker's career. Tennessee punter Brett Kern led the league in 2017 with a 44.6 yard net average.


Hekker booted a then career-long 75 yard punt against the Carolina Panthers in the Rams' Week 9 contest, and bested himself a week later with a 78-yarder against the New York Jets.

The Oregon State product finished the 2016 season with 98 punts, a 47.8 yard gross punting average, 51 punts inside opponents 20-yard line with only one touchback. As a unit, the Rams punt coverage team limited opponents to 152 return yards on 35 attempts and limited opponents to a league-best 4.3 yard average. With the outstanding coverage unit and directional punting, Hekker posted a 46.0-yard net average on the season, the best in NFL history.

Hekker led the NFL in 2015 in net average (43.7), gross average (47.9) and punts downed inside the opponents' 20 yard-line (41). Since the NFL began tracking punts inside 20 yard-line in 1976, Hekker is the first player to lead the league in gross, net and punts placed inside the 20-yard line in the same season.

### Highest Net Punting Average in a Season (Since 1976)

Player	Punts	Net Avg
<b>1. Johnny Hekker, LA - 2016</b>	<b>98</b>	<b>46.0</b>
2. Brett Kern, TEN - 2017	75	44.6
<b>3. Johnny Hekker - LA - 2017</b>	<b>65</b>	<b>44.3</b>
<b>4t. Johnny Hekker, LA- 2013</b>	<b>78</b>	<b>44.2</b>
4t. Sam Martin, DET - 2016	62	44.2
5. Andy Lee, SF - 2011	78	44.0



P Johnny Hekker

## PINNING THEM DEEP

P Johnny Hekker pinned 46.15 percent of his punts this season inside the 20 yard line. That is the third-best mark in the NFL. Of Hekker's 65 punts, he pinned 30 inside the 20 yard line with only four touchbacks.


Opponents only posted 152 punt return yards against the Rams this season, the fifth-best mark in the NFL.

This season, Hekker punted 65 times covering 3,113 yards for a 47.9 yard average and a net average of 44.3 yards, which is the second-best net average in the league this season.

Hekker's 65 punts finished tied for the 25th-most this season among punters that appeared in every game.

### Percentage of Punts Inside Opponents' 20-yard line (Minimum of 30 punts)

Player	I20/P	I20%
1. Chris Jones, DAL	34/66	51.52
2. Sam Koch, BAL	40/84	47.62
<b>3. Johnny Hekker, LA</b>	<b>30/65</b>	<b>46.15</b>
4. Dustin Colquitt, KC	29/65	44.62
5. Thomas Morstead, NO	26/60	43.33



P Johnny Hekker



# RAMS SPECIAL TEAMS NOTES

## FLIPPING FIELDS

P Johnny Hekker continues to be not only one of the most accurate punters in the NFL, but has developed into a complete special teams weapon at flipping the field.

Hekker became the first punter in the NFL to record a 75-plus yard punt in back-to-back games since Patriots' P Luke Prestridge in 1984.

The Oregon State product established a career-long 75-yard punt in the team's 2016 Week 9 contest against the Carolina Panthers, a record that stuck for a week before he booted a 78-yarder against the New York Jets in the Rams' Week 10 contest. On the season, Hekker has three punts over 75 yards.


There were only nine 70-plus yard punts during the 2016 NFL campaign, Hekker and Jaguars' Brad Norton each had a 78-yarder to their name. There has not been one 70-yard punt through the first three weeks of the 2017 season.

Hekker's 46.0-yard net average led the league in 2016, and ranks first in NFL history for a single season. Previously, the 16-game record was 44.2, a record Hekker himself set in 2013.

Since the NFL went to a 16-game season in 1978, the lowest opponent punt return average, with a minimum of 25 returns, is 2.6 yards, set by the Rams in 2013. The 2016 version of the Rams saw its opponents return 35 punts for just a 4.3 yards per return average.

### Longest Punts Since 2012

Player, Team	Distance
1. Robert Malone, NYJ	84
2t. Jordan Berry, PIT	79
2t. Drew Butler, PIT	79
2t. Brett Kern, TEN	79
<b>5t. Johnny Hekker, LA</b>	<b>78</b>
5t. Brad Nortman, JAX	78



P Johnny Hekker

## ONE 'HEK' OF A RECORD

P Johnny Hekker went on a 13-game streak without a touchback, the longest of his career. He had previously posted two separate nine-game streaks without a touchback.

In the team's Week 16 game against the San Francisco 49ers, P Johnny Hekker recorded four punts inside the 20-yard line, moving him into sole possession of the single-season record with 51 punts downed inside opponents' 20-yard line. The punts downed inside the 20 aided his 46.0 net yard average, the best in league history.



P Johnny Hekker

The record was previously held by Arizona Punter Dave Zastudil, who amassed 46 punts inside opponents territory during the 2012 season. Zastudil needed 112 punting attempts to reach the record and also recorded eight touchbacks. Hekker reached 51 punts inside the 20 with 98 punting attempts and only committed one touchback during the 2016 season. Hekker punted a career-high 98 times in 2016.

### Single Season Punts Inside the 20 Record

Player	Punts	Inside 20
<b>1. Johnny Hekker, LA - 2016</b>	<b>98</b>	<b>51</b>
2. Dave Zastudil, ARI - 2012	112	46
3. Dustin Colquitt, KC - 2012	83	45

## SHORT CHANGED RETURN

The Rams special teams units have flourished since Special Teams Coordinator John Fassel took over prior to the 2012 season. During the 2017 regular season, the Rams opponents have averaged 6.1 yards per return, the ninth-best mark in the league, while P Johnny Hekker's 44.3 net yard average is the second-best total this season.



LS Jake McQuaide

Hekker and the Rams coverage units have backed opponents up deep in their own territory and limited opponents to average just 6.4 yards per punt return, which is the lowest average in the NFL since the start of the 2012 season.

### 2012-Present Team Punting Leaders Avg. Opp. Return

<b>1. Los Angeles Rams</b>	<b>6.4</b>
2. New England Patriots	7.2
3t. Green Bay Packers	7.3
3t. Kansas City Chiefs	7.4
3t. San Francisco 49ers	7.4
6. Minnesota Vikings	7.6

### 2017 Team Punting Leaders Avg. Opp. Return

1t. San Francisco 49ers	4.2
1t. Dallas Cowboys	4.2
1t. Indianapolis Colts	4.2
4. New England Patriots	4.6
5. Buffalo Bills	5.5
6t. Green Bay Packers	5.7
6t. Tampa Bay Buccaneers	5.7
8. Carolina Panthers	5.9
<b>9. Los Angeles Rams</b>	<b>6.1</b>



Rams Special Teams Coordinator John Fassel







# **LOS ANGELES RAMS STATS**





# RAMS 2017 REGULAR SEASON DEFENSIVE STATS

Based on coaches' film review

Row Labels	Tot Tackle	SOLO	AST	TFLs	Sack	QBHit	PBU	INT	FF	FR	DTD
52-Ogletree	128	77	51	1	2	11	10	1	1	1	1
26-Barron	108	80	28	4	1	3	7	3			
43-Johnson	91	55	36	1			11	1			
22-Johnson	70	56	14				14	2	1	1	1
90-Brockers	65	41	24	8	4.5	8	4				
20-Joyner	61	32	29				7	3	1		1
99-Donald	52	31	21	16	11	27	2		5	1	
23-Robey	50	36	14	2			9	2	1	1	
98-Barwin	43	22	21	4	5	9				1	
21-Webster	43	33	10				8	1			
50-Ebukam	38	18	20	1	2	3			1		
94-Quinn	34	21	13	8	8.5	12	1		2		
58-Littleton	31	19	12	2	1	3	3	1	1		
93-Westbrooks	28	16	12	7	4	5	1				
96-Longacre	27	16	11	5	5.5	12	1		1	1	
95-Walker	25	16	9	2	1	1	4		1	1	
38-Davis	25	11	14			1	3	1			
97-Fox	24	15	9	2	2.5	3			1	1	
31-Alexander	22	12	10								
92-Smart	18	12	6			1	1				
32-Hill	18	8	10				5				
24-Countess	15	10	5	1				1			
47-Peterson	11	6	5				6	2			
54-Hager	11	8	3		1	2	1		1	1	
41-Christian	6	3	3								
27-I. Johnson	5	1	4								
36-Hatfield	3	3									
53-C. Thompson	3	2	1	1							
55-Lynch	2	2	0								
<b>Grand Total</b>	<b>1057</b>	<b>662</b>	<b>395</b>	<b>65</b>	<b>49</b>	<b>101</b>	<b>98</b>	<b>18</b>	<b>17</b>	<b>9</b>	<b>3</b>

# RAMS 2017 REGULAR SEASON SPECIAL TEAMS TACKLES

Based on coaches' film review

	Tackles
24-Countess	8
50-Ebukam	8
58-Littleton	7
43-Johnson III	5
41-Christian	4
54-Hager	4
23-Robey-Coleman	4
38-Davis	3
86-Carrier	3
6-Hekker	2
83-Reynolds	2
47-Peterson	2
44-McQuaide	1
32-Hill	1
31-Alexander	1
26-Barron	1
53-Thompson	1
88-Thomas	1
27-I. Johnson	1
53-C. Thompson	1



# RAMS 2017 POSTSEASON STATS

Won 0, Lost 1

1/7/18 L 26-13 vs. Atlanta Falcons

	Rams	Opponent
<b>Total First Downs</b>	<b>19</b>	<b>20</b>
Rushing	5	7
Passing	12	13
Penalty	2	0
3rd Down: Made/Att	5/14	5/15
3rd Down Pct.	35.7%	33.3%
4th Down: Made/Att	1/3	1/1
4th Down Pct.	33.3%	100.0%
<b>Possession Avg.</b>	<b>22:25</b>	<b>37:35</b>
<b>Total Net Yards</b>	<b>361</b>	<b>322</b>
Avg. Per Game	361.0	322.0
Total Plays	64	72
Avg. Per Play	5.6	4.5
<b>Net Yards Rushing</b>	<b>115</b>	<b>124</b>
Avg. Per Game	115.0	124.0
Total Rushes	16	39
<b>Net Yards Passing</b>	<b>246</b>	<b>198</b>
Avg. Per Game	246.0	198.0
Sacked/Yards Lost	3/13	3/20
Gross Yards	259	218
Attempts/Completions	45/24	30/21
Completion Pct.	53.3%	70.0%
Had Intercepted	0	0
<b>Punts/Average</b>	<b>5/43.6</b>	<b>5/51.6</b>
<b>Net Punting Avg.</b>	<b>42.8</b>	<b>50.2</b>
<b>Penalties/Yards</b>	<b>5/45</b>	<b>4/51</b>
<b>Fumbles/Ball Lost</b>	<b>2/2</b>	<b>0/0</b>
<b>Touchdowns</b>	<b>1</b>	<b>2</b>
Rushing	0	1
Passing	1	1
Returns	0	0

Score By Periods	Q1	Q2	Q3	Q4	OT	Pts
Rams	0	10	0	3	0	13
Opponents	6	7	6	7	0	26

Scoring	TD	Ru	Pa	Rt	PAT	FG	2Pt	Pts
S.Ficken	0	0	0	0	1/1	2/2	0	7
C.Kupp	1	0	1	0	0/0	0/0	0	6
<b>Rams</b>	<b>1</b>	<b>0</b>	<b>1</b>	<b>0</b>	<b>1/1</b>	<b>2/2</b>	<b>0</b>	<b>13</b>
<b>Opponents</b>	<b>2</b>	<b>1</b>	<b>1</b>	<b>0</b>	<b>2/2</b>	<b>4/4</b>	<b>0</b>	<b>26</b>

2-Pt. Conversions: Team 0/0, Opponents: 0/0  
 Sacks: R.Quinn 1.0, M.Brockers 0.5, A.Donald 0.5, M.Fox 0.5,  
 C.Barwin 0.5 **Team: 3.0, Opponents: 3.0**

Rushing	No.	Yds	Avg	Long	TD
T.Gurley II	14	101	7.2	33	0
M.Brown	2	14	7.0	11	0
<b>Rams</b>	<b>16</b>	<b>115</b>	<b>7.2</b>	<b>33</b>	<b>0</b>
<b>Opponents</b>	<b>39</b>	<b>124</b>	<b>3.2</b>	<b>22</b>	<b>1</b>

Receiving	No.	Yds	Avg	Long	TD
R.Woods	9	142	15.8	38	0
C.Kupp	8	69	8.6	15	1
T.Gurley II	4	10	2.5	4	0
S.Watkins	1	23	23.0	23	0
T.Higbee	1	11	11.0	11	0
G.Everett	1	4	4.0	4	0
<b>Rams</b>	<b>24</b>	<b>259</b>	<b>10.8</b>	<b>38</b>	<b>1</b>
<b>Opponents</b>	<b>21</b>	<b>218</b>	<b>10.4</b>	<b>52</b>	<b>1</b>

Interceptions	No.	Yds	Avg	Long	TD
N/A					

Punting	No	Yds	Avg	Net	TB	In	Lg	B
J.Hekker	5	218	43.6	42.8	0	5	66	0
<b>Rams</b>	<b>5</b>	<b>218</b>	<b>43.6</b>	<b>42.8</b>	<b>0</b>	<b>5</b>	<b>66</b>	<b>0</b>
<b>Opponents</b>	<b>5</b>	<b>258</b>	<b>51.6</b>	<b>50.2</b>	<b>0</b>	<b>0</b>	<b>60</b>	<b>0</b>

Punt Returns	Ret	FC	Yds	Avg	Long	TD
P.Cooper	4	0	7	1.8	9	0
B.Countess	1	0	0	0.0	0	0
<b>Rams</b>	<b>45</b>	<b>11</b>	<b>458</b>	<b>10.2</b>	<b>53</b>	<b>0</b>
<b>Opponents</b>	<b>25</b>	<b>12</b>	<b>152</b>	<b>6.1</b>	<b>18</b>	<b>0</b>

Kickoff Returns	No.	Yds	Avg	Long	TD
P.Cooper	6	120	20.0	26	0
<b>Rams</b>	<b>6</b>	<b>120</b>	<b>20.0</b>	<b>26</b>	<b>0</b>
<b>Opponents</b>	<b>3</b>	<b>32</b>	<b>10.7</b>	<b>18</b>	<b>0</b>

Field Goals	1-19	20-29	30-39	40-49	50+
S.Ficken	0/0	0/0	2/2	0/0	0/0
<b>Rams</b>	<b>0/0</b>	<b>0/0</b>	<b>2/2</b>	<b>0/0</b>	<b>0/0</b>
<b>Opponents</b>	<b>0/0</b>	<b>2/2</b>	<b>0/0</b>	<b>0/0</b>	<b>2/2</b>

Fumbles Lost: B.Countess 1, P.Cooper 1 **Total: 2**

Opponent Fumble Recoveries: **Total: 0**

Passing	Att	Cmp	Yds	Cmp%	Yds/Att	TD	TD%	Int	Int%	Long	Sack /Lost	Rating
J.Goff	45	24	259	53.3%	5.8	1	2.2%	0	0.0%	38	3/13	77.9
<b>Rams</b>	<b>45</b>	<b>24</b>	<b>259</b>	<b>53.3%</b>	<b>5.8</b>	<b>1</b>	<b>2.2%</b>	<b>0</b>	<b>0.0%</b>	<b>38</b>	<b>3/13</b>	<b>77.9</b>
<b>Opponents</b>	<b>30</b>	<b>21</b>	<b>218</b>	<b>70.0%</b>	<b>7.3</b>	<b>1</b>	<b>3.3%</b>	<b>0</b>	<b>0.0%</b>	<b>52</b>	<b>3/20</b>	<b>101.8</b>





# **LOS ANGELES RAMS ROSTER**



---

# 2017 LOS ANGELES RAMS COACHING STAFF

---

Head Coach.....	<b>Sean McVay</b>
Assistant Head Coach/Linebackers.....	<b>Joe Barry</b>
Special Teams Coordinator.....	<b>John Fassel</b>
Offensive Coordinator.....	<b>Matt LaFleur</b>
Defensive Coordinator.....	<b>Wade Phillips</b>
Defensive Quality Control.....	<b>Thad Bogardus</b>
Assistant Offensive Line.....	<b>Andy Dickerson</b>
Safeties.....	<b>Ejiro Evero</b>
Assistant Strength and Conditioning.....	<b>Edward Grayer</b>
Defensive Line.....	<b>Bill Johnson</b>
Offensive Line.....	<b>Aaron Kromer</b>
Offensive Quality Control.....	<b>Zak Kromer</b>
Assistant Special Teams.....	<b>Tyrone McKenzie</b>
Strength Assistant.....	<b>Fernando Noriega</b>
Quarterbacks.....	<b>Greg Olson</b>
Running Backs.....	<b>Skip Peete</b>
Cornerbacks.....	<b>Aubrey Pleasant</b>
Head Strength & Conditioning.....	<b>Ted Rath</b>
Assistant Linebackers.....	<b>Chris Shula</b>
Assistant Wide Receivers.....	<b>Zac Taylor</b>
Assistant Strength and Conditioning.....	<b>Blair Wagner</b>
Tight Ends.....	<b>Shane Waldron</b>
Wide Receivers.....	<b>Eric Yarber</b>



# LOS ANGELES RAMS UNOFFICIAL DEPTH CHART

## OFFENSE

<b>WR</b>	11 Tavon Austin	10 Pharoh Cooper	88 Michael Thomas
<b>TE</b>	89 Tyler Higbee	81 <u>Gerald Everett</u>	86 Derek Carrier
<b>LT</b>	77 Andrew Whitworth	73 Cornelius Lucas	
<b>LG</b>	76 Rodger Saffold	72 Aaron Neary	
<b>C</b>	65 John Sullivan	66 Austin Blythe	
<b>RG</b>	68 Jamon Brown		
<b>RT</b>	79 Rob Havenstein	63 Darrell Williams	
<b>WR</b>	12 Sammy Watkins	83 <u>Josh Reynolds</u>	
<b>WR</b>	17 Robert Woods	18 <u>Cooper Kupp</u>	
<b>QB</b>	16 Jared Goff	14 Sean Mannion	
<b>HB</b>	30 Todd Gurley II	34 Malcolm Brown	25 Lance Dunbar
			33 <u>Justin Davis</u>

## DEFENSE

<b>DE</b>	90 Michael Brockers	97 Morgan Fox	
<b>NT</b>	93 Ethan Westbrooks	95 Tyrunn Walker	
<b>DT</b>	99 Aaron Donald	92 <u>Tanzel Smart</u>	
<b>OLB</b>	94 Robert Quinn	53 Carlos Thompson	
<b>OLB</b>	98 Connor Barwin	50 <u>Samson Ebukam</u>	56 <u>Garrett Sickels</u>
<b>ILB</b>	52 Alec Ogletree	54 Bryce Hager	55 Cameron Lynch
<b>ILB</b>	26 Mark Barron	58 Cory Littleton	
<b>LCB</b>	22 Trumaine Johnson	47 Kevin Peterson	
<b>RCB</b>	32 Troy Hill	23 Nickell Robey-Coleman	27 Isaiah Johnson
<b>SS</b>	43 <u>John Johnson III</u>	24 Blake Countess	
<b>FS</b>	20 Lamarcus Joyner	38 Cody Davis	

## SPECIALISTS

<b>P</b>	6 Johnny Hekker	
<b>K</b>	5 Sam Ficken	
<b>H</b>	6 Johnny Hekker	
<b>LS</b>	44 Jake McQuaide	
<b>PR</b>	10 Pharoh Cooper	18 <u>Cooper Kupp</u>
<b>KR</b>	10 Pharoh Cooper	11 Tavon Austin

**Head Coach:** Sean McVay

**Assistants:** Joe Barry (Assistant Head Coach/Linebackers), John Fassel (Special Teams Coordinator), Matt LaFleur (Offensive Coordinator), Wade Phillips (Defensive Coordinator), Thad Bogardus (Defensive Quality Control), Andy Dickerson (Assistant Offensive Line), Ejiro Evero (Safeties), Edward Grayer (Assistant Strength and Conditioning), Bill Johnson (Defensive Line), Aaron Kromer (Offensive Line), Zak Kromer (Offensive Quality Control), Tyrone McKenzie (Assistant Special Teams), Fernando Noriega (Strength Assistant), Greg Olson (Quarterbacks), Skip Peete (Running Backs), Aubrey Pleasant (Cornerbacks), Ted Rath (Head Strength & Conditioning), Chris Shula (Assistant Linebackers), Zac Taylor (Assistant Wide Receivers), Blair Wagner (Assistant Strength and Conditioning), Shane Waldron (Tight Ends), Eric Yarber (Wide Receivers)

\*Depth chart and coaching staff for Wild Card game vs. Atlanta, 1/6/18



# LOS ANGELES RAMS ALPHABETICAL ROSTER

NO.	PLAYER	POS	HT	WT	DOB	AGE	EXP	COLLEGE	H.S. HOMETOWN	ACQUIRED
8	Allen, Brandon	QB	6-2	214	9/5/1992	25	1	Arkansas	Fayetteville, Ark.	FA-'17
11	Austin, Tavon	WR	5-8	179	3/15/1990	27	5	West Virginia	Baltimore, Md.	D1A-'13
26	Barron, Mark	LB	6-2	225	10/27/1989	28	6	Alabama	Mobile, Ala.	T(TB)-'14
98	Barwin, Connor *	OLB	6-4	255	10/15/1986	31	9	Cincinnati	Southfield, Mich.	FA-'17
66	Blythe, Austin	C	6-3	300	6/16/1992	25	2	Iowa	Williamsburg, Iowa	W(IND)-'17
90	Brockers, Michael	DT	6-5	302	12/21/1990	27	6	LSU	Houston, Texas	D1-'12
13	Brown, Fred #	WR	6-1	196	12/1/1993	24	R	Mississippi State	Jackson, Miss.	FA-'17
68	Brown, Jamon	G	6-4	330	3/15/1993	24	3	Louisville	Louisville, Ky.	D3A-'15
34	Brown, Malcolm %	RB	5-11	227	5/15/1993	24	2	Texas	Cibola, Texas	FA-'15
67	Bryant, Omarius #	DT	6-3	315	10/26/1994	23	R	Western Kentucky	Byram, Miss.	FA-'17
86	Carrier, Derek *	TE	6-4	244	7/25/1990	27	5	Beloit (Wis.)	Edgerton, Wis.	T(WAS)-'17
41	Christian, Marqui	S	5-11	200	10/27/1994	23	2	Midwestern State	Spring, Texas	W(AZ) - '16
10	Cooper, Pharoah	WR	5-11	207	3/7/1995	22	2	South Carolina	Havelock, N.C.	D4B-'16
24	Countess, Blake	DB	5-10	185	8/8/1993	24	2	Auburn	Owings Mills, MD	FA-'16
38	Davis, Cody *	S	6-1	203	6/6/1989	28	5	Texas Tech	Stephenville, Texas	FA-'13
33	Davis, Justin	RB	6-1	198	11/11/1995	22	R	Southern California	Stockton, Calif.	FA-'17
99	Donald, Aaron	DT	6-1	280	5/23/1991	26	4	Pittsburgh	Pittsburgh, Pa.	D1B-'14
25	Dunbar, Lance *	RB	5-8	187	1/25/1990	27	6	North Texas	Haltom City, Texas	FA-'17
91	Easley, Dominique *	DT	6-2	273	4/28/1992	25	4	Florida	Staten Island, N.Y.	FA-'16
50	Ebukam, Samson	OLB	6-3	240	5/9/1995	22	R	Eastern Washington	Portland, Ore.	D4B-'17
60	Eldrenkamp, Jake #	OL	6-5	300	3/4/1994	23	R	Washington	Medina, Wash.	FA-'17
81	Everett, Gerald	TE	6-3	245	6/25/1994	23	R	South Alabama	Decatur, Ga.	D2-'17
5	Ficken, Sam %	K	6-2	190	12/14/1992	25	1	Penn State	Valparaiso, Ind.	FA-'17
97	Fox, Morgan	DE	6-3	275	9/12/1994	23	2	Colorado State Pueblo	Colorado Springs, Colo	FA-'16
16	Goff, Jared	QB	6-4	223	10/14/1994	23	2	California	Novato, Calif.	D1-'16
30	Gurley II, Todd	RB	6-1	227	8/3/1994	23	3	Georgia	Tarboro, N.C.	D1-'15
54	Hager, Bryce	LB	6-1	237	5/4/1992	25	3	Baylor	Austin, Texas	D7A-'15
36	Hatfield, Dominique #	CB	5-10	170	12/13/1994	23	R	Utah	Los Angeles, Calif.	FA-'17
79	Havenstein, Rob	T	6-8	328	5/13/1992	25	3	Wisconsin	Mount Airy, Md.	D2-'15
6	Hekker, Johnny	P	6-5	241	2/8/1990	27	6	Oregon State	Bothell, Wash.	FA-'12
84	Hemingway, Temarrick	TE	6-5	251	7/30/1993	24	2	South Carolina State	Loris, S.C.	D6A-'16
89	Higbee, Tyler	TE	6-6	257	1/1/1993	25	2	Western Kentucky	Clearwater, Fla.	D4A-'16
32	Hill, Troy %	CB	5-11	184	8/29/1991	26	3	Oregon	Youngstown, Ohio	W(NE) - '15
27	Johnson, Isaiah	DB	6-1	207	5/16/1992	25	3	Georgia Tech	Columbus, Ohio	FA-'16
43	Johnson III, John	S	6-0	204	12/19/1995	22	R	Boston College	West Hyattsville, Md.	D3B-'17
22	Johnson, Trumaine *	CB	6-2	213	1/1/1990	28	6	Montana	Stockton, Calif.	D3-'12
20	Joyner, Lamaricus *	S	5-8	190	11/27/1990	27	4	Florida State	Miami, Fla.	D2-'14
87	Krieger-Coble, Henry #	TE	6-4	248	6/12/1992	25	1	Iowa	Mount Pleasant, Iowa	FA-'17
18	Kupp, Cooper	WR	6-2	205	6/15/1993	24	R	Eastern Washington	Yakima, Wash.	D3A-'17
45	Laskey, Zach %	FB	6-2	238	7/8/1992	25	1	Georgia Tech	Peachtree City, Ga.	FA-'15
58	Littleton, Cory	OLB	6-3	225	11/18/1993	24	2	Washington	Spring Valley, Calif.	FA-'16
96	Longacre, Matt ^	OLB	6-3	255	9/21/1991	26	3	Northwest Missouri State	Omaha, Neb.	FA-'15
73	Lucas, Cornelius *	T	6-9	320	7/18/1991	26	4	Kansas State	New Orleans, La.	FA-'17
55	Lynch, Cameron ^	LB	6-0	229	8/4/1993	22	3	Syracuse	Lawrenceville, Ga.	FA-'17
14	Mannion, Sean	QB	6-6	231	4/25/1992	25	3	Oregon State	Pleasanton, Calif.	D3B-'15
44	McQuaide, Jake *	LS	6-2	225	12/7/1987	30	7	Ohio State	Cincinnati, Ohio	FA-'11
82	Mundt, Johnny #	TE	6-4	232	11/23/1994	23	R	Oregon	Modesto, Calif.	FA-'17
72	Neary, Aaron	C/G	6-4	301	11/15/1992	25	1	Eastern Washington	Richland, Wash.	W(PHI)-'17
31	Nixon, Taurean #	CB	5-10	187	2/7/1991	26	1	Tulane	Baton Rouge, La.	FA-'17
52	Ogletree, Alec	LB	6-2	235	9/25/1991	26	5	Georgia	Newnan, Ga.	D1B-'13
47	Peterson, Kevin	CB	5-11	180	3/22/1994	23	1	Oklahoma State	Muskogee, Okla.	FA-'16
51	Price, Ejuan #	OLB	5-11	250	1/30/1993	24	R	Pittsburgh	Rankin, Pa.	D7-'17
94	Quinn, Robert	OLB	6-4	250	5/18/1990	27	7	North Carolina	Ladson, S.C.	D1-'11
83	Reynolds, Josh	WR	6-3	192	2/16/1995	22	R	Texas A&M	San Antonio, Texas	D4A-'17
23	Robey-Coleman, Nickell *	CB	5-8	178	1/17/1992	26	5	Southern California	Frostproof, Fla.	FA-'17
39	Rogers, Sam #	FB	5-10	235	4/12/1995	22	R	Virginia Tech	Mechanicsville, Va.	D6B-'17
76	Saffold, Rodger	G	6-5	325	6/6/1988	29	8	Indiana	Bedford, Ohio	D2-'10
35	Sayles, Marcus #	CB	5-10	175	10/1/1994	23	R	West Georgia	Alpharetta, Ga.	FA-'17
56	Sickels, Garrett %	OLB	6-4	252	9/24/1994	23	R	Penn State	Red Bank, N.J.	FA-'17
92	Smart, Tanzel	DT	6-1	290	11/6/1994	23	R	Tulane	Baton Rouge, La.	D6A-'17
65	Sullivan, John *	C	6-4	310	8/8/1985	32	10	Notre Dame	Old Greenwich, Conn.	FA-'17
88	Thomas, Michael	WR	6-1	195	8/16/1994	23	2	Southern Mississippi	Chicago, Ill.	D6C-'16
53	Thompson, Carlos %	OLB	6-5	250	2/16/1992	25	1	Mississippi	Hollandale, Miss.	FA-'17
41B	Tillery, Lenard	RB	5-10	198	12/9/1993	24	R	Southern	Baton Rouge, La.	FA-'17
95	Walker, Tyrann *	DT	6-3	310	3/18/1990	27	5	Tulsa	New Iberia, La.	FA-'17
12	Watkins, Sammy *	WR	6-1	211	6/14/1993	24	4	Clemson	Fort Myers, Fla.	T(BUF)-'17
21	Webster, Kayvon	CB	5-11	192	2/1/1991	26	5	South Florida	Opa-Locka, Fla.	FA-'17
93	Westbrooks, Ethan	DE	6-4	283	11/15/1990	27	4	West Texas A&M	Oakland, Calif.	FA-'14
77	Whitworth, Andrew	T	6-7	333	12/12/1981	36	12	LSU	Monroe, La.	FA-'17
63	Williams, Darrell ^	T	6-5	305	8/3/1993	24	2	South Florida	Orlando, Fla.	FA-'15
17	Woods, Robert	WR	6-0	193	4/10/1992	25	5	Southern California	Gardena, Calif.	FA-'17
4	Zuerlein, Greg	K	6-0	191	12/27/1987	30	6	Missouri Western	Lincoln, Neb.	D6-'12

# denotes Reserves/Futures, \* denotes Unrestricted Free Agent, ^ denotes Restricted Free Agent, % denotes Exclusive Rights Free Agent Active Roster: 72





# LOS ANGELES RAMS NUMERICAL ROSTER

NO.	PLAYER	POS	HT	WT	DOB	AGE	EXP	COLLEGE	H.S. HOMETOWN	ACQUIRED
4	Greg Zuerlein	K	6-0	191	12/27/1987	30	6	Missouri Western	Lincoln, Neb.	D6-'12
5	Sam Ficken %	K	6-2	190	12/14/1992	25	1	Penn State	Valparaiso, Ind.	FA-'17
6	Johnny Hekker	P	6-5	241	2/8/1990	27	6	Oregon State	Bothell, Wash.	FA-'12
8	Brandon Allen	QB	6-2	214	9/5/1992	25	1	Arkansas	Fayetteville, Ark.	FA-'17
10	Pharoh Cooper	WR	5-11	207	3/7/1995	22	2	South Carolina	Havelock, N.C.	D4B-'16
11	Tavon Austin	WR	5-8	179	3/15/1990	27	5	West Virginia	Baltimore, Md.	D1A-'13
12	Sammy Watkins *	WR	6-1	211	6/14/1993	24	4	Clemson	Fort Myers, Fla.	T(BUF)-'17
13	Fred Brown #	WR	6-1	196	12/1/1993	24	R	Mississippi State	Jackson, Miss.	FA-'17
14	Sean Mannion	QB	6-6	231	4/25/1992	25	3	Oregon State	Pleasanton, Calif.	D3B-'15
16	Jared Goff	QB	6-4	223	10/14/1994	23	2	California	Novato, Calif.	D1-'16
17	Robert Woods	WR	6-0	193	4/10/1992	25	5	Southern California	Gardena, Calif	FA-'17
18	Cooper Kupp	WR	6-2	205	6/15/1993	24	R	Eastern Washington	Yakima, Wash.	D3A-'17
20	Lamarcus Joyner *	S	5-8	190	11/27/1990	27	4	Florida State	Miami, Fla.	D2-'14
21	Kayvon Webster	CB	5-11	192	2/1/1991	26	5	South Florida	Opa-Locka, Fla.	FA-'17
22	Trumaine Johnson *	CB	6-2	213	1/1/1990	28	6	Montana	Stockton, Calif.	D3-'12
23	Nickell Robey-Coleman *	CB	5-8	178	1/17/1992	26	5	Southern California	Frostproof, Fla.	FA-'17
24	Blake Countess	DB	5-10	185	8/8/1993	24	2	Auburn	Owings Mills, MD	FA-'16
25	Lance Dunbar *	RB	5-8	187	1/25/1990	27	6	North Texas	Haltom City, Texas	FA-'17
26	Mark Barron	LB	6-2	225	10/27/1989	28	6	Alabama	Mobile, Ala.	T(TB)-'14
27	Isaiah Johnson	DB	6-1	207	5/16/1992	25	3	Georgia Tech	Columbus, Ohio	FA-'16
30	Todd Gurley II	RB	6-1	227	8/3/1994	23	3	Georgia	Tarboro, N.C.	D1-'15
31	Taurean Nixon #	CB	5-10	187	2/7/1991	26	1	Tulane	Baton Rouge, La.	FA-'17
32	Troy Hill %	CB	5-11	184	8/29/1991	26	3	Oregon	Youngstown, Ohio	W(NE) - '15
33	Justin Davis	RB	6-1	198	11/11/1995	22	R	Southern California	Stockton, Calif.	FA-'17
34	Malcolm Brown %	RB	5-11	227	5/15/1993	24	2	Texas	Cibolo, Texas	FA-'15
35	Marcus Sayles #	CB	5-10	175	10/1/1994	23	R	West Georgia	Alpharetta, Ga.	FA-'17
36	Dominique Hatfield #	CB	5-10	170	12/13/1994	23	R	Utah	Los Angeles, Calif.	FA-'17
38	Cody Davis *	S	6-1	203	6/6/1989	28	5	Texas Tech	Stephenville, Texas	FA-'13
39	Sam Rogers #	FB	5-10	235	4/12/1995	22	R	Virginia Tech	Mechanicsville, Va.	D6B-'17
41W	Marqui Christian	S	5-11	200	10/27/1994	23	2	Midwestern State	Spring, Texas	W(AZ) - '16
41B	Lenard Tillery	RB	5-10	198	12/9/1993	24	R	Southern	Baton Rouge, La.	FA-'17
43	John Johnson III	S	6-0	204	12/19/1995	22	R	Boston College	West Hyattsville, Md.	D3B-'17
44	Jake McQuaide *	LS	6-2	225	12/7/1987	30	7	Ohio State	Cincinnati, Ohio	FA-'11
45	Zach Laskey %	FB	6-2	238	7/8/1992	25	1	Georgia Tech	Peachtree City, Ga.	FA-'15
47	Kevin Peterson	CB	5-11	180	3/22/1994	23	1	Oklahoma State	Muskogee, Okla.	FA-'16
50	Samson Ebukam	OLB	6-3	240	5/9/1995	22	R	Eastern Washington	Portland, Ore.	D4B-'17
51	Ejuan Price #	OLB	5-11	250	1/30/1993	24	R	Pittsburgh	Rankin, Pa.	D7-'17
52	Alec Ogletree	LB	6-2	235	9/25/1991	26	5	Georgia	Newnan, Ga.	D1B-'13
53	Carlos Thompson %	OLB	6-5	250	2/16/1992	25	1	Mississippi	Hollandale, Miss.	FA-'17
54	Bryce Hager	LB	6-1	237	5/4/1992	25	3	Baylor	Austin, Texas	D7A-'15
55	Cameron Lynch ^	LB	6-0	229	8/4/1993	22	3	Syracuse	Lawrenceville, Ga.	FA-'17
56	Garrett Sickels %	OLB	6-4	252	9/24/1994	23	R	Penn State	Red Bank, N.J.	FA-'17
58	Cory Littleton	OLB	6-3	225	11/18/1993	24	2	Washington	Spring Valley, Calif.	FA-'16
60	Jake Eldrenkamp #	OL	6-5	300	3/4/1994	23	R	Washington	Medina, Wash.	FA-'17
63	Darrell Williams ^	T	6-5	305	8/3/1993	24	2	South Florida	Orlando, Fla.	FA-'15
65	John Sullivan *	C	6-4	310	8/8/1985	32	10	Notre Dame	Old Greenwich, Conn.	FA-'17
66	Austin Blythe	C	6-3	300	6/16/1992	25	2	Iowa	Williamsburg, Iowa	W(IND)-'17
67	Omarius Bryant #	DT	6-3	315	10/26/1994	23	R	Western Kentucky	Byram, Miss.	FA-'17
68	Jamon Brown	G	6-4	330	3/15/1993	24	3	Louisville	Louisville, Ky.	D3A-'15
72	Aaron Neary	C/G	6-4	301	11/15/1992	25	1	Eastern Washington	Richland, Wash.	W(PHI)-'17
73	Cornelius Lucas *	T	6-9	320	7/18/1991	26	4	Kansas State	New Orleans, La.	FA-'17
76	Rodger Saffold	G	6-5	325	6/6/1988	29	8	Indiana	Bedford, Ohio	D2-'10
77	Andrew Whitworth	T	6-7	333	12/12/1981	36	12	LSU	Monroe, La.	FA-'17
79	Rob Havenstein	T	6-8	328	5/13/1992	25	3	Wisconsin	Mount Airy, Md.	D2-'15
81	Gerald Everett	TE	6-3	245	6/25/1994	23	R	South Alabama	Decatur, Ga.	D2-'17
82	Johnny Mundt #	TE	6-4	232	11/23/1994	23	R	Oregon	Modesto, Calif.	FA-'17
83	Josh Reynolds	WR	6-3	192	2/16/1995	22	R	Texas A&M	San Antonio, Texas	D4A-'17
84	Temarrick Hemingway	TE	6-5	251	7/30/1993	24	2	South Carolina State	Loris, S.C.	D6A-'16
86	Derek Carrier *	TE	6-4	244	7/25/1990	27	5	Beloit (Wis.)	Edgerton, Wis.	T(WAS)-'17
87	Henry Krieger-Coble #	TE	6-4	248	6/12/1992	25	1	Iowa	Mount Pleasant, Iowa	FA-'17
88	Michael Thomas	WR	6-1	195	8/16/1994	23	2	Southern Mississippi	Chicago, Ill.	D6C-'16
89	Tyler Higbee	TE	6-6	257	1/1/1993	25	2	Western Kentucky	Clearwater, Fla.	D4A-'16
90	Michael Brockers	DT	6-5	302	12/21/1990	27	6	LSU	Houston, Texas	D1-'12
91	Dominique Easley *	DT	6-2	273	4/28/1992	25	4	Florida	Staten Island, N.Y.	FA-'16
92	Tanzel Smart	DT	6-1	290	11/6/1994	23	R	Tulane	Baton Rouge, La.	D6A-'17
93	Ethan Westbrooks	DE	6-4	283	11/15/1990	27	4	West Texas A&M	Oakland, Calif.	FA-'14
94	Robert Quinn	OLB	6-4	250	5/18/1990	27	7	North Carolina	Ladson, S.C.	D1-'11
95	Tyrann Walker *	DT	6-3	310	3/18/1990	27	5	Tulsa	New Iberia, La.	FA-'17
96	Matt Longacre ^	OLB	6-3	255	9/21/1991	26	3	Northwest Missouri State	Omaha, Neb.	FA-'15
97	Morgan Fox	DE	6-3	275	9/12/1994	23	2	Colorado State Pueblo	Colorado Springs, Colo.	FA-'16
98	Connor Barwin *	OLB	6-4	255	10/15/1986	31	9	Cincinnati	Southfield, Mich.	FA-'17
99	Aaron Donald	DT	6-1	280	5/23/1991	26	4	Pittsburgh	Pittsburgh, Pa.	D1B-'14

# denotes Reserves/Futures, \* denotes Unrestricted Free Agent, ^ denotes Restricted Free Agent, % denotes Exclusive Rights Free Agent Active Roster: 72





# LOS ANGELES RAMS POSITIONAL ROSTER

QUARTERBACKS (3)	POS	HT	WT	DOB	AGE	EXP	COLLEGE	H.S. HOMETOWN	ACQUIRED
8 Allen, Brandon	QB	6-2	214	9/5/1992	25	1	Arkansas	Fayetteville, Ark.	FA-'17
14 Mannion, Sean	QB	6-6	231	4/25/1992	25	3	Oregon State	Pleasanton, Calif.	D3B-'15
16 Goff, Jared	QB	6-4	223	10/14/1994	23	2	California	Novato, Calif.	D1-'16
<b>RUNNING BACKS (7)</b>									
25 Dunbar, Lance *	RB	5-8	187	1/25/1990	27	6	North Texas	Haltom City, Texas	FA-'17
30 Gurley II, Todd	RB	6-1	227	8/3/1994	23	3	Georgia	Tarboro, N.C.	D1-'15
33 Davis, Justin	RB	6-1	198	11/11/1995	22	R	Southern California	Stockton, Calif.	FA-'17
34 Brown, Malcolm %	RB	5-11	227	5/15/1993	24	2	Texas	Cibolo, Texas	FA-'15
39 Rogers, Sam #	FB	5-10	235	4/12/1995	22	R	Virginia Tech	Mechanicsville, Va.	D6B-'17
41B Tillery, Lenard	RB	5-10	198	12/9/1993	24	R	Southern	Baton Rouge, La.	FA-'17
45 Laskey, Zach %	FB	6-2	238	7/8/1992	25	1	Georgia Tech	Peachtree City, Ga.	FA-'15
<b>WIDE RECEIVERS (8)</b>									
10 Cooper, Pharoah	WR	5-11	207	3/7/1995	22	2	South Carolina	Havelock, N.C.	D4B-'16
11 Austin, Tavon	WR	5-8	179	3/15/1990	27	5	West Virginia	Baltimore, Md.	D1A-'13
12 Watkins, Sammy *	WR	6-1	211	6/14/1993	24	4	Clemson	Fort Myers, Fla.	T(BUF)-'17
13 Brown, Fred #	WR	6-1	196	12/1/1993	24	R	Mississippi State	Jackson, Miss.	FA-'17
17 Woods, Robert	WR	6-0	193	4/10/1992	25	5	Southern California	Gardena, Calif.	FA-'17
18 Kupp, Cooper	WR	6-2	205	6/15/1993	24	R	Eastern Washington	Yakima, Wash.	D3A-'17
83 Reynolds, Josh	WR	6-3	192	2/16/1995	22	R	Texas A&M	San Antonio, Texas	D4A-'17
88 Thomas, Michael	WR	6-1	195	8/16/1994	23	2	Southern Mississippi	Chicago, Ill.	D6C-'16
<b>TIGHT ENDS (6)</b>									
81 Everett, Gerald	TE	6-3	245	6/25/1994	23	R	South Alabama	Decatur, Ga.	D2-'17
82 Mundt, Johnny #	TE	6-4	232	11/23/1994	23	R	Oregon	Modesto, Calif.	FA-'17
84 Hemingway, Temarrick	TE	6-5	251	7/30/1993	24	2	South Carolina State	Loris, S.C.	D6A-'16
86 Carrier, Derek *	TE	6-4	244	7/25/1990	27	5	Beloit (Wis.)	Edgerton, Wis.	T(WAS)-'17
87 Krieger-Coble, Henry #	TE	6-4	248	6/12/1992	25	1	Iowa	Mount Pleasant, Iowa	FA-'17
89 Higbee, Tyler	TE	6-6	257	1/1/1993	25	2	Western Kentucky	Clearwater, Fla.	D4A-'16
<b>OFFENSIVE LINE (11)</b>									
60 Eldrenkamp, Jake #	OL	6-5	300	3/4/1994	23	R	Washington	Medina, Wash.	FA-'17
63 Williams, Darrell ^	T	6-5	305	8/3/1993	24	2	South Florida	Orlando, Fla.	FA-'15
65 Sullivan, John *	C	6-4	310	8/8/1985	32	10	Notre Dame	Old Greenwich, Conn.	FA-'17
66 Blythe, Austin	C	6-3	300	6/16/1992	25	2	Iowa	Williamsburg, Iowa	W(IND)-'17
67 Bryant, Omarius #	DT	6-3	315	10/26/1994	23	R	Western Kentucky	Byram, Miss.	FA-'17
68 Brown, Jamon	G	6-4	330	3/15/1993	24	3	Louisville	Louisville, Ky.	D3A-'15
72 Neary, Aaron	C/G	6-4	301	11/15/1992	25	1	Eastern Washington	Richland, Wash.	W(PHI)-'17
73 Lucas, Cornelius *	T	6-9	320	7/18/1991	26	4	Kansas State	New Orleans, La.	FA-'17
76 Saffold, Rodger	G	6-5	325	6/6/1988	29	8	Indiana	Bedford, Ohio	D2-'10
77 Whitworth, Andrew	T	6-7	333	12/12/1981	36	12	LSU	Monroe, La.	FA-'17
79 Havenstein, Rob	T	6-8	328	5/13/1992	25	3	Wisconsin	Mount Airy, Md.	D2-'15
<b>DEFENSIVE LINE (7)</b>									
90 Brockers, Michael	DT	6-5	302	12/21/1990	27	6	LSU	Houston, Texas	D1-'12
91 Easley, Dominique *	DT	6-2	273	4/28/1992	25	4	Florida	Staten Island, N.Y.	FA-'16
92 Smart, Tanzel	DT	6-1	290	11/6/1994	23	R	Tulane	Baton Rouge, La.	D6A-'17
93 Westbrook, Ethan	DE	6-4	283	11/15/1990	27	4	West Texas A&M	Oakland, Calif.	FA-'14
95 Walker, Tyrunn *	DT	6-3	310	3/18/1990	27	5	Tulsa	New Iberia, La.	FA-'17
97 Fox, Morgan	DE	6-3	275	9/12/1994	23	2	Colorado State Pueblo	Colorado Springs, Colo.	FA-'16
99 Donald, Aaron	DT	6-1	280	5/23/1991	26	4	Pittsburgh	Pittsburgh, Pa.	D1B-'14
<b>LINEBACKERS (12)</b>									
26 Barron, Mark	LB	6-2	225	10/27/1989	28	6	Alabama	Mobile, Ala.	T(TB)-'14
50 Ebukam, Samson	OLB	6-3	240	5/9/1995	22	R	Eastern Washington	Portland, Ore.	D4B-'17
51 Price, Ejuan #	OLB	5-11	250	1/30/1993	24	R	Pittsburgh	Rankin, Pa.	D7-'17
52 Ogletree, Alec	LB	6-2	235	9/25/1991	26	5	Georgia	Newnan, Ga.	D1B-'13
53 Thompson, Carlos %	OLB	6-5	250	2/16/1992	25	1	Mississippi	Hollandale, Miss.	FA-'17
54 Hager, Bryce	LB	6-1	237	5/4/1992	25	3	Baylor	Austin, Texas	D7A-'15
55 Lynch, Cameron ^	LB	6-0	229	8/4/1993	22	3	Syracuse	Lawrenceville, Ga.	FA-'17
56 Sickels, Garrett %	OLB	6-4	252	9/24/1994	23	R	Penn State	Red Bank, N.J.	FA-'17
58 Littleton, Cory	OLB	6-3	225	11/18/1993	24	2	Washington	Spring Valley, Calif.	FA-'16
94 Quinn, Robert	OLB	6-4	250	5/18/1990	27	7	North Carolina	Ladson, S.C.	D1-'11
96 Longacre, Matt ^	OLB	6-3	255	9/21/1991	26	3	Northwest Missouri State	Omaha, Neb.	FA-'15
98 Barwin, Connor *	OLB	6-4	255	10/15/1986	31	9	Cincinnati	Southfield, Mich.	FA-'17
<b>SECONDARY (14)</b>									
20 Joyner, Lamarus *	S	5-8	190	11/27/1990	27	4	Florida State	Miami, Fla.	D2-'14
21 Webster, Kayvon	CB	5-11	192	2/1/1991	26	5	South Florida	Opa-Locka, Fla.	FA-'17
22 Johnson, Trumaine *	CB	6-2	213	1/1/1990	28	6	Montana	Stockton, Calif.	D3-'12
23 Robey-Coleman, Nickell *	CB	5-8	178	1/17/1992	26	5	Southern California	Frostproof, Fla.	FA-'17
24 Countess, Blake	DB	5-10	185	8/8/1993	24	2	Auburn	Owings Mills, MD	FA-'16
27 Johnson, Isaiah	DB	6-1	207	5/16/1992	25	3	Georgia Tech	Columbus, Ohio	FA-'16
31 Nixon, Taurean #	CB	5-10	187	2/7/1991	26	1	Tulane	Baton Rouge, La.	FA-'17
32 Hill, Troy %	CB	5-11	184	8/29/1991	26	3	Oregon	Youngstown, Ohio	W(NE) - '15
35 Sayles, Marcus #	CB	5-10	175	10/1/1994	23	R	West Georgia	Alpharetta, Ga.	FA-'17
36 Hatfield, Dominique #	CB	5-10	170	12/13/1994	23	R	Utah	Los Angeles, Calif.	FA-'17
38 Davis, Cody *	S	6-1	203	6/6/1989	28	5	Texas Tech	Stephenville, Texas	FA-'13
41 Christian, Marqui	S	5-11	200	10/27/1994	23	2	Midwestern State	Spring, Texas	W(AZ) - '16
43 Johnson III, John	S	6-0	204	12/19/1995	22	R	Boston College	West Hyattsville, Md.	D3B-'17
47 Peterson, Kevin	CB	5-11	180	3/22/1994	23	1	Oklahoma State	Muskogee, Okla.	FA-'16
<b>SPECIALISTS (4)</b>									
4 Zuerlein, Greg	K	6-0	191	12/27/1987	30	6	Missouri Western	Lincoln, Neb.	D6-'12
5 Ficken, Sam %	K	6-2	190	12/14/1992	25	1	Penn State	Valparaiso, Ind.	FA-'17
6 Hekker, Johnny	P	6-5	241	2/8/1990	27	6	Oregon State	Bothell, Wash.	FA-'12
44 McQuaide, Jake *	LS	6-2	225	12/7/1987	30	7	Ohio State	Cincinnati, Ohio	FA-'11



# LOS ANGELES RAMS 2018 TRANSACTIONS

DATE	NAME	MOVE	DATE	NAME	MOVE
January 8	WR Fred Brown	Signed Reserves/Futures Contract			
January 8	DT Omarius Bryant	Signed Reserves/Futures Contract			
January 8	C Jake Eldrenkamp	Signed Reserves/Futures Contract			
January 8	CB Dominique Hatfield	Signed Reserves/Futures Contract			
January 8	TE Henry Krieger-Coble	Signed Reserves/Futures Contract			
January 8	TE Johnny Mundt	Signed Reserves/Futures Contract			
January 8	CB Taurean Nixon	Signed Reserves/Futures Contract			
January 8	OLB Ejuan Price	Signed Reserves/Futures Contract			
January 8	RB Sam Rogers	Signed Reserves/Futures Contract			
January 8	CB Marcus Sayles	Signed Reserves/Futures Contract			



# HOW THE 2018 LOS ANGELES RAMS WERE BUILT

## DRAFTEES (27)

## FREE AGENTS (38)

## TRADES/WAIVERS (7)

<b>2017</b>	TE Gerald Everett (2)	QB Brandon Allen (FA)	C Austin Blythe (W-IND)
	WR Cooper Kupp (3a)	OLB Connor Barwin (FA)	TE Derek Carrier (T-WAS)
	S John Johnson III (3b)	WR Fred Brown (FA)	C/G Aaron Neary (W-PHI)
	WR Josh Reynolds (4a)	DT Omarius Bryant (UDFA)	WR Sammy Watkins (T-BUF)
	OLB Samson Ebukam (4b)	RB Justin Davis (UDFA)	
	DT Tanzel Smart (6a)	RB Lance Dunbar (FA)	
	FB Sam Rogers (6b)	C Jake Eldrenkamp (UDFA)	
	OLB Ejuan Price (7)	K Sam Ficken (FA)	
		CB Dominique Hatfield (UDFA)	
		TE Henry Krieger-Coble (FA)	
	T Cornelius Lucas (FA)		
	LB Cameron Lynch (FA)		
	TE Johnny Mundt (UDFA)		
	CB Taurean Nixon (FA)		
	CB Nickell Robey-Coleman (FA)		
	CB Maracus Sayles (FA)		
	C John Sullivan (FA)		
	OLB Garrett Sickels (FA)		
	OLB Carlos Thompson (FA)		
	RB Lenard Tillery (UDFA)		
	DT Tyrunn Walker (FA)		
	T Andrew Whitworth (FA)		
	WR Robert Woods (FA)		
	CB Kayvon Webster (FA)		
<b>2016</b>	QB Jared Goff (1)	CB Blake Countess (FA)	S Marqui Christian (W-AZ)
	TE Tyler Higbee (4a)	DT Dominique Easley (FA)	
	WR Pharoh Cooper (4b)	DE Morgan Fox (UDFA)	
	TE Temarrick Hemingway (6a)	CB Isaiah Johnson (FA)	
	WR Michael Thomas (6c)	OLB Cory Littleton (UDFA)	
	CB Kevin Peterson (FA)		
<b>2015</b>	RB Todd Gurley II (1)	RB Malcolm Brown (UDFA)	CB Troy Hill (W-NE)
	T Rob Havenstein (2)	FB Zach Laskey (UDFA)	
	G Jamon Brown (3a)	LB Matt Longacre (UDFA)	
	QB Sean Mannion (3b)	T Darrell Williams (UDFA)	
	LB Bryce Hager (7)		
<b>2014</b>	CB Aaron Donald (1)	S Cody Davis (UDFA)	LB Mark Barron (T-TB)
	S Lamarcus Joyner (2)	DE Ethan Westbrooks (UDFA)	
<b>2013</b>	WR Tavon Austin (1a)		
	LB Alec Ogletree (1b)		
<b>2012</b>	DT Michael Brockers (1)	P Johnny Hekker (UDFA)	
	CB Trumaine Johnson (3)		
	K Greg Zuerlein (6)		
<b>2011</b>	OLB Robert Quinn (1)	LS Jake McQuaide (UDFA)	
<b>2010</b>	OL Rodger Saffold (2)		

FA - Free Agent; UFA - Unrestricted Free Agent; UDFA - Undrafted Free Agent; RFA - Restricted Free Agent; W - Waivers; T - Trade



# LOS ANGELES RAMS 2017 STARTERS/INACTIVES

OFFENSE											
	WR	LT	LG	C	RG	RT	TE/WR	WR	QB	TE	RB
IND 9/10	S. Watkins	A. Whitworth	R. Saffold	J. Sullivan	J. Brown	R. Havenstein	G. Everett	R. Woods	J. Goff	T. Higbee	T. Gurley II
WAS 9/17	S. Watkins	A. Whitworth	R. Saffold	J. Sullivan	J. Brown	R. Havenstein	T. Austin	R. Woods	J. Goff	T. Higbee	T. Gurley II
at SF 9/21	T. Austin	A. Whitworth	R. Saffold	J. Sullivan	J. Brown	R. Havenstein	D. Carrier	R. Woods	J. Goff	T. Higbee	T. Gurley II
at DAL 10/1	S. Watkins	A. Whitworth	R. Saffold	J. Sullivan	J. Brown	R. Havenstein	D. Carrier	R. Woods	J. Goff	T. Higbee	T. Gurley II
SEA 10/8	S. Watkins	A. Whitworth	R. Saffold	J. Sullivan	J. Brown	R. Havenstein	T. Austin	R. Woods	J. Goff	T. Higbee	T. Gurley II
at JAX 10/15	S. Watkins	A. Whitworth	R. Saffold	J. Sullivan	J. Brown	R. Havenstein	D. Carrier	R. Woods	J. Goff	T. Higbee	T. Gurley II
ARI 10/22	S. Watkins	A. Whitworth	R. Saffold	J. Sullivan	J. Brown	R. Havenstein	T. Austin	R. Woods	J. Goff	T. Higbee	T. Gurley II
at NYG 11/5	S. Watkins	A. Whitworth	R. Saffold	J. Sullivan	J. Brown	R. Havenstein	C. Kupp	R. Woods	J. Goff	T. Higbee	T. Gurley II
HOU 11/12	S. Watkins	A. Whitworth	R. Saffold	J. Sullivan	J. Brown	R. Havenstein	G. Everett	T. Austin	J. Goff	T. Higbee	T. Gurley II
at MIN 11/19	S. Watkins	A. Whitworth	R. Saffold	J. Sullivan	J. Brown	R. Havenstein	C. Kupp	R. Woods	J. Goff	T. Higbee	T. Gurley II
NO 11/26	S. Watkins	A. Whitworth	R. Saffold	J. Sullivan	J. Brown	R. Havenstein	J. Reynolds	T. Austin	J. Goff	T. Higbee	T. Gurley II
at ARI 12/3	S. Watkins	A. Whitworth	R. Saffold	J. Sullivan	J. Brown	R. Havenstein	C. Kupp	T. Austin	J. Goff	T. Higbee	T. Gurley II
PHI 12/10	S. Watkins	A. Whitworth	R. Saffold	J. Sullivan	J. Brown	R. Havenstein	C. Kupp	T. Austin	J. Goff	T. Higbee	T. Gurley II
at SEA 12/17	S. Watkins	A. Whitworth	R. Saffold	J. Sullivan	J. Brown	R. Havenstein	C. Kupp	R. Woods	J. Goff	T. Higbee	T. Gurley II
at TEN 12/24	S. Watkins	A. Whitworth	R. Saffold	J. Sullivan	J. Brown	R. Havenstein	C. Kupp	R. Woods	J. Goff	T. Higbee	T. Gurley II
SF 12/31	T. Austin	D. Williams	A. Blythe	A. Neary	J. Brown	C. Lucas	M. Thomas	P. Cooper	S. Mannon	T. Higbee	M. Brown
ATL 1/6*	S. Watkins	A. Whitworth	R. Saffold	J. Sullivan	J. Brown	R. Havenstein	T. Austin	R. Woods	J. Goff	T. Higbee	T. Gurley II
DEFENSE											
	DT	DT/DE/NT	DT/OLB/DE	OLB	OLB	LB	LB	LCB	RCB	SS	FS/CB
IND 9/10	E. Westbooks	M. Brockers	T. Walker	R. Quinn	C. Barwin	A. Ogletree	M. Barron	T. Johnson	K. Webster	M. Alexander	L. Joyner
WAS 9/17	A. Donald	M. Brockers	T. Walker	R. Quinn	C. Barwin	A. Ogletree	M. Barron	T. Johnson	N. Robey-Coleman	M. Alexander	L. Joyner
at SF 9/21	A. Donald	M. Brockers	T. Walker	R. Quinn	C. Barwin	A. Ogletree	M. Barron	T. Johnson	N. Robey-Coleman	M. Alexander	L. Joyner
at DAL 10/1	A. Donald	M. Brockers	T. Smart	R. Quinn	C. Barwin	A. Ogletree	M. Barron	T. Johnson	K. Webster	M. Alexander	C. Davis
SEA 10/8	A. Donald	M. Brockers	C. Littleton	R. Quinn	C. Barwin	A. Ogletree	M. Barron	T. Johnson	K. Webster	J. Johnson III	N. Robey-Coleman
at JAX 10/15	A. Donald	M. Brockers	T. Smart	R. Quinn	C. Barwin	A. Ogletree	M. Barron	T. Johnson	K. Webster	J. Johnson III	C. Davis
ARI 10/22	A. Donald	M. Brockers	T. Smart	R. Quinn	C. Barwin	A. Ogletree	M. Barron	T. Johnson	K. Webster	J. Johnson III	L. Joyner
at NYG 11/5	A. Donald	T. Smart	M. Brockers	R. Quinn	C. Barwin	A. Ogletree	M. Barron	T. Johnson	K. Webster	J. Johnson III	L. Joyner
HOU 11/12	A. Donald	E. Westbooks	M. Brockers	M. Longacre	C. Barwin	A. Ogletree	M. Barron	T. Johnson	K. Webster	J. Johnson III	L. Joyner
at MIN 11/19	A. Donald	E. Westbooks	M. Brockers	R. Quinn	C. Barwin	A. Ogletree	M. Barron	T. Johnson	K. Webster	J. Johnson III	L. Joyner
NO 11/26	A. Donald	E. Westbooks	M. Brockers	R. Quinn	C. Barwin	A. Ogletree	M. Barron	T. Johnson	K. Webster	J. Johnson III	L. Joyner
at ARI 12/3	A. Donald	E. Westbooks	M. Brockers	R. Quinn	S. Ebukam	A. Ogletree	M. Barron	T. Johnson	K. Webster	J. Johnson III	L. Joyner
PHI 12/10	A. Donald	E. Westbooks	M. Brockers	R. Quinn	C. Littleton	A. Ogletree	M. Barron	T. Johnson	K. Webster	J. Johnson III	L. Joyner
at SEA 12/17	A. Donald	E. Westbooks	M. Brockers	R. Quinn	C. Barwin	A. Ogletree	M. Barron	T. Johnson	T. Hill	J. Johnson III	L. Joyner
at TEN 12/24	A. Donald	E. Westbooks	M. Brockers	R. Quinn	C. Barwin	A. Ogletree	C. Littleton	T. Johnson	T. Hill	J. Johnson III	L. Joyner
SF 12/31	T. Walker	E. Westbooks	M. Fox	C. Thompson	S. Ebukam	B. Hager	C. Littleton	K. Peterson	T. Hill	J. Johnson III	B. Countess
ATL 1/6*	A. Donald	E. Westbooks	M. Brockers	R. Quinn	C. Barwin	A. Ogletree	M. Barron	T. Johnson	T. Hill	J. Johnson III	L. Joyner
SPECIALISTS				INACTIVES							
	K	P	LS								
IND 9/10	G. Zuerlein	J. Hekker	J. McQuaide	IND 9/10	B. Allen	M. Christian	E. Price	A. Donnal	J. Dielman	Q. Jefferson	A. Neary
WAS 9/17	G. Zuerlein	J. Hekker	J. McQuaide	WAS 9/17	B. Allen	K. Webster	J. Davis	M. Christian	E. Price	A. Donnal	C. Lucas
at SF 9/21	G. Zuerlein	J. Hekker	J. McQuaide	@ SF 9/21	B. Allen	K. Webster	M. Brown	M. Christian	E. Price	A. Donnal	C. Lucas
at DAL 10/1	G. Zuerlein	J. Hekker	J. McQuaide	@ DAL 10/1	B. Allen	L. Joyner	J. Davis	D. Hatfield	E. Price	A. Donnal	C. Lucas
SEA 10/8	G. Zuerlein	J. Hekker	J. McQuaide	SEA 10/8	B. Allen	L. Joyner	M. Alexander	J. Davis	E. Price	A. Donnal	C. Lucas
at JAX 10/15	G. Zuerlein	J. Hekker	J. McQuaide	@ JAX 10/15	B. Allen	L. Joyner	T. Hill	J. Davis	E. Price	A. Donnal	C. Lucas
ARI 10/22	G. Zuerlein	J. Hekker	J. McQuaide	ARI 10/22	B. Allen	J. Davis	C. Davis	E. Price	A. Donnal	C. Lucas	M. Thomas
at NYG 11/5	G. Zuerlein	J. Hekker	J. McQuaide	@ NYG 11/5	B. Allen	I. Johnson	J. Davis	E. Price	A. Donnal	C. Lucas	M. Thomas
HOU 11/12	G. Zuerlein	J. Hekker	J. McQuaide	HOU 11/12	B. Allen	J. Davis	M. Brown	C. Lucas	D. Carrier	M. Thomas	R. Quinn
at MIN 11/19	G. Zuerlein	J. Hekker	J. McQuaide	@ MIN 11/19	B. Allen	T. Hill	J. Davis	M. Brown	E. Price	C. Lucas	D. Carrier
NO 11/26	G. Zuerlein	J. Hekker	J. McQuaide	NO 11/26	B. Allen	R. Woods	N. Robey-Coleman	L. Dunbar	M. Brown	E. Price	C. Lucas
at ARI 12/3	G. Zuerlein	J. Hekker	J. McQuaide	@ ARI 12/3	B. Allen	R. Woods	J. Davis	M. Brown	K. Peterson	C. Lucas	C. Barwin
PHI 12/10	G. Zuerlein	J. Hekker	J. McQuaide	PHI 12/10	B. Allen	R. Woods	L. Dunbar	J. Davis	C. Thompson	C. Lucas	C. Barwin
at SEA 12/17	G. Zuerlein	J. Hekker	J. McQuaide	@SEA 12/17	B. Allen	L. Dunbar	I. Johnson	J. Davis	C. Thompson	C. Lynch	C. Lucas
at TEN 12/24	S. Ficken	J. Hekker	J. McQuaide	@TEN 12/24	L. Dunbar	M. Barron	I. Johnson	J. Davis	K. Edebal	C. Lucas	M. Longacre
SF 12/31	S. Ficken	J. Hekker	J. McQuaide	SF 12/31	L. Joyner	M. Barron	T. Gurley II	A. Ogletree	J. Sullivan	A. Whitworth	A. Donald
ATL 1/6*	S. Ficken	J. Hekker	J. McQuaide	ATL 1/7	L. Dunbar	J. Davis	C. Lynch	G. Sickels	A. Neary	C. Lucas	M. Thomas







**LOS ANGELES  
RAMS  
MISCELLANEOUS  
STATS**





# 2017 LOS ANGELES RAMS TEAM STATISTICS

	IND	WAS	at SF	at DAL	SEA	at JAX	ARI	at NYG	HOU	at MIN	NO	at ARI	PHI	at SEA	at TEN	SF	*ATL
<b>SCORING SUMMARY</b>																	
1st Qtr.	10	0	14	3	0	17	3	7	3	7	10	16	7	13	6	3	0
2nd Qtr.	17	10	10	13	10	7	20	20	6	0	7	3	7	21	7	3	10
3rd Qtr.	10	7	10	10	0	0	3	21	21	0	3	7	14	6	7	0	0
4th Qtr.	9	3	7	9	0	3	7	3	3	0	6	6	7	2	7	7	3
OT	0	0	0	0	0	0	0	0	0	0	0	0	0	0	0	0	0
<b>FIRST DOWNS</b>																	
Total	19	14	26	24	21	12	28	20	19	15	24	18	17	19	20	15	19
Rushing	5	4	7	9	4	5	11	8	6	1	6	4	6	10	5	6	5
Passing	13	9	14	14	14	7	14	10	13	12	14	13	8	9	14	7	12
Penalty	1	1	5	1	3	0	3	2	0	2	4	1	3	0	1	2	2
<b>TOTAL OFFENSE</b>																	
Yards	381	332	418	412	375	249	432	473	443	254	415	303	307	352	402	251	361
Rushing	63	92	126	168	100	142	197	162	104	45	88	90	109	244	116	102	115
Passing	318	240	292	244	275	107	228	311	339	209	327	213	198	108	286	169	259
Sacks (Yds.)	1(8)	2(12)	0(0)	1(11)	2(13)	3(17)	1(7)	0(0)	3(22)	2(16)	4(27)	1(7)	2(1)	2(16)	1(15)	3(20)	3(13)
<b>PASSING</b>																	
Attempts	30	26	28	36	47	21	37	22	37	37	44	31	26	23	39	34	45
Completions	22	16	22	21	22	11	22	14	25	23	28	21	16	15	22	20	24
Interceptions	0	1	0	0	2	0	1	0	0	0	1	1	0	1	0	0	0
<b>INTERCEPTIONS BY RAMS</b>																	
Number	2	0	1	1	2	1	2	1	2	0	0	2	1	0	1	2	0
Yards	68	0	25	4	69	31	39	0	34	0	0	87	0	0	2	42	0
Long	39	0	25	4	69	31	29	0	19	0	0	46	0	0	2	38	0
Touchdowns	2	0	0	0	0	0	0	0	0	0	0	1	0	0	0	0	0
<b>PUNT</b>																	
Number	5	4	2	2	3	7	2	2	4	6	3	4	5	5	4	7	5
Yards	218	182	113	108	136	322	119	75	205	254	138	207	282	213	200	341	218
Average	43.6	45.5	56.5	54.0	45.3	46.0	59.5	37.5	51.3	42.3	46.0	51.8	56.4	42.6	50	48.7	43.6
<b>PUNT RETURNS</b>																	
Number	3	4	1	3	2	3	3	3	3	2	3	4	1	7	1	2	5
Yards	15	24	0	20	0	17	30	55	32	12	59	60	-3	128	3	6	7
Fair Catches	0	0	1	0	2	1	0	0	1	1	2	0	1	1	1	0	0
Long	8	12	0	7	0	12	20	30	27	13	40	30	0	53	3	6	9
Touchdowns	0	0	0	0	0	0	0	0	0	0	0	0	0	0	0	0	0
<b>KICKOFF RETURNS</b>																	
Number	2	3	3	4	2	2	1	0	2	2	4	4	4	2	4	1	6
Yards	48	59	83	123	52	124	18	0	49	60	110	49	74	52	87	13	120
Long	35	34	27	66	31	103	18	0	27	34	40	21	25	30	28	13	26
Touchdowns	0	0	0	0	0	1	0	0	0	0	0	0	0	0	0	0	0
<b>PENALTIES</b>																	
Number	7	7	7	7	5	7	6	6	10	8	9	7	7	3	5	6	5
Yards	50	75	52	41	45	70	45	55	86	60	90	36	102	25	44	46	45
<b>FUMBLES</b>																	
Number	2	3	3	1	4	2	0	1	0	1	1	1	2	2	2	4	2
Lost	1	1	2	0	3	1	0	0	0	1	0	0	2	0	1	2	2
<b>SCORING</b>																	
Total Touchdowns	5	2	5	2	1	3	3	6	3	1	2	3	5	5	4	1	1
Rushing Touchdowns	2	1	2	0	1	0	2	2	2	0	1	0	0	2	3	0	1
Passing Touchdowns	1	1	3	2	0	1	1	4	3	0	2	2	2	2	4	0	0
Return Touchdowns	0	0	0	0	0	1	0	0	0	0	0	0	1	1	0	0	0
PAT (Made/Att)	5/5	2-2	5/5	2/2	1/1	3/3	3/3	6/6	3/3	1/1	2/2	2/3	5/5	4/5	3/4	1/1	1/1
2 PT (Made/Att)	0/0	0/0	0/0	0/0	0/0	0/0	0/0	0/0	0/0	0/0	0/0	0/0	0/0	0/0	0/0	0/0	0/0
FG (Made/Att)	3/3	2/2	2/2	7/7	1/2	2/2	4/4	3/3	4/4	0/0	4/5	4/4	0/0	2/2	0/1	2/2	2/2

\*ATL denotes Wild Card game versus Atlanta Falcons



# 2017 LOS ANGELES RAMS OPPONENTS' STATISTICS

	IND	WAS	at SF	at DAL	SEA	at JAX	ARI	at NYG	HOU	at MIN	NO	at ARI	PHI	at SEA	at TEN	SF	*ATL
<b>SCORING SUMMARY</b>																	
1st Qtr.	3	3	7	3	0	14	0	7	0	0	7	0	14	0	3	10	6
2nd Qtr.	0	17	6	21	10	0	0	3	7	7	3	13	10	0	10	10	7
3rd Qtr.	0	0	7	0	3	3	0	0	0	0	0	0	7	7	7	7	6
4th Qtr.	6	7	19	6	3	0	0	7	0	17	10	3	12	0	3	7	7
OT	0	0	0	0	0	0	0	0	0	0	0	0	0	0	0	0	0
<b>FIRST DOWNS</b>																	
Total	10	21	25	22	15	19	10	17	17	27	14	19	29	11	19	25	20
Rushing	3	8	7	9	3	5	1	4	3	9	2	6	5	6	5	10	7
Passing	6	12	15	12	11	12	8	12	9	15	10	12	18	4	12	13	13
Penalty	1	1	3	1	1	2	1	1	5	3	2	1	6	1	2	2	0
<b>TOTAL OFFENSE</b>																	
Yards	225	385	421	440	241	389	209	319	283	451	346	312	455	149	366	463	322
Rushing	75	229	113	189	62	169	25	111	89	171	123	118	139	78	97	171	124
Passing	150	156	308	252	179	220	184	208	194	280	223	194	316	71	269	292	198
Sacks (Yds.)	4(29)	2(23)	4(24)	1(4)	3(19)	5(21)	3(16)	2(12)	3(27)	0(0)	3(23)	6(27)	2(17)	7(71)	1(6)	0(0)	3(20)
<b>PASSING</b>																	
Attempts	21	27	37	36	38	35	32	38	36	38	32	32	51	30	39	33	30
Completions	11	18	23	20	24	23	15	20	18	27	22	18	29	14	22	20	21
Interceptions	2	0	1	1	2	1	2	1	2	0	0	2	1	0	1	2	0
<b>INTERCEPTIONS BY OPPONENTS</b>																	
Number	0	1	0	0	2	0	1	0	0	0	1	1	0	1	0	0	0
Yards	0	10	0	0	24	0	39	0	0	0	0	7	0	0	0	0	0
Long	0	10	0	0	19	0	39	0	0	0	0	7	0	0	0	0	0
Touchdowns	0	0	0	0	0	0	0	0	0	0	0	0	0	0	0	0	0
<b>PUNT</b>																	
Number	6	4	2	3	6	8	6	5	6	3	7	5	4	9	4	2	5
Yards	302	204	83	141	237	274	263	213	281	137	371	254	142	427	145	87	258
Average	50.3	51.0	41.5	47.0	39.5	34.3	43.8	42.6	46.8	45.7	53.0	50.8	35.5	47.4	36.3	43.5	51.6
<b>PUNT RETURNS</b>																	
Number	3	2	2	1	1	1	1	0	1	1	0	2	3	2	2	3	1
Yards	0	13	9	0	10	0	9	0	17	9	0	12	11	18	12	32	2
Fair Catches	0	0	0	0	1	3	0	1	0	2	2	1	0	1	0	1	3
Long	0	13	9	0	10	0	9	0	17	9	0	10	7	18	11	16	4
Touchdowns	0	0	0	0	0	0	0	0	0	0	0	0	0	0	0	0	0
<b>KICKOFF RETURNS</b>																	
Number	0	1	3	3	1	6	2	2	0	0	0	2	0	6	3	0	3
Yards	0	16	56	78	13	0	46	51	0	0	0	33	0	118	109	0	32
Long	0	16	20	26	13	0	25	30	0	0	0	19	0	32	57	0	18
Touchdowns	0	0	0	0	0	0	0	0	0	0	0	0	0	0	0	0	0
<b>PENALTIES</b>																	
Number	4	4	10	4	7	5	10	4	8	7	7	4	10	9	5	4	4
Yards	20	25	55	45	40	40	65	52	60	65	112	25	67	60	54	23	51
<b>FUMBLES</b>																	
Number	3	3	1	1	0	2	1	2	2	0	1	1	1	3	1	1	0
Lost	1	0	1	1	0	0	0	2	2	0	0	0	0	2	0	1	0
<b>SCORING</b>																	
Total Touchdowns	1	3	5	4	1	2	0	2	1	3	2	2	5	1	2	4	2
Rushing Touchdowns	1	1	2	3	1	0	1	0	0	0	2	1	1	0	0	1	2
Passing Touchdowns	0	0	1	2	3	1	1	0	2	1	1	1	1	4	1	0	2
Return Touchdowns	0	0	0	0	0	0	0	0	0	0	0	0	0	1	0	1	0
PAT (Made/Att)	0/1	3/3	3/5	3/4	1/1	2/2	0/0	2/2	1/1	3/3	2/2	1/2	4/4	1/1	2/2	4/4	2/2
2 PT (Made/Att)	0/0	0/0	0/1	0/1	0/0	0/0	0/0	0/0	0/0	0/0	0/0	0/0	0/1	0/0	0/0	0/0	0/0
FG (Made/Att)	1-2	2/3	2/2	1/1	3/3	1/3	0/1	1/2	0/1	1/3	2/2	1/2	3/3	0/0	3/4	2/2	2/2

\*ATL denotes Wild Card game versus Atlanta Falcons



# RAMS VS. COLTS BALL POSSESSION AND DRIVE CHART

## Indianapolis Colts

#	Time Recd	Time Lost	Time Poss	How Ball Obtained	Drive Began	# Play	Yds Gain	Yds Pen	Net Yds	1st Down	Last Scrm	How Given Up
1	12:43	11:10	1:33	Kickoff	IND 25	3	0	0	0	0	IND 25	Interception
2	11:10	6:21	4:49	Kickoff	IND 25	9	73	0	73	4	* LA 2	Field Goal
3	2:03	0:36	1:27	Punt	IND 7	3	27	0	27	1	IND 25	Fumble
4	14:02	11:49	2:13	Punt	IND 7	4	21	0	21	1	IND 28	Punt
5	9:37	7:29	2:08	Kickoff	IND 25	3	-11	0	-11	0	IND 14	Punt
6	5:20	3:08	2:12	Kickoff	IND 25	5	35	0	35	1	LA 40	Downs
7	0:17	0:00	0:17	Kickoff	IND 25	1	-1	0	-1	0	IND 25	End of Half
8	15:00	13:28	1:32	Kickoff	IND 25	3	9	0	9	0	IND 34	Punt
9	13:28	12:03	1:25	Muffed Punt	LA 24	4	4	0	4	0	LA 20	Missed FG
10	7:23	7:15	0:08	Kickoff	IND 25	1	0	0	0	0	IND 25	Interception
11	7:15	5:30	1:45	Kickoff	IND 25	3	-14	0	-14	0	IND 11	Punt
12	4:17	2:37	1:40	Punt	IND 6	3	1	0	1	0	IND 7	Punt
13	14:13	11:32	2:41	Punt	IND 16	5	84	0	84	3	* LA 3	Touchdown
14	9:29	9:18	0:11	Punt	IND 10	1	-10	0	-10	0	IND 10	Safety
15	4:28	2:54	1:34	Kickoff	IND 25	3	7	0	7	0	IND 32	Punt

(347) Average IND 23

## Los Angeles Rams

#	Time Recd	Time Lost	Time Poss	How Ball Obtained	Drive Began	# Play	Yds Gain	Yds Pen	Net Yds	1st Down	Last Scrm	How Given Up
1	15:00	12:43	2:17	Kickoff	LA 25	7	43	0	43	2	IND 32	Field Goal
2	6:21	2:03	4:18	Kickoff	LA 25	7	33	-15	18	1	LA 43	Punt
3	0:36	14:02	1:34	Fumble	IND 34	3	-1	-10	-11	0	IND 45	Punt
4	11:49	9:37	2:12	Punt	LA 31	5	69	0	69	3	* IND 5	Touchdown
5	7:29	5:20	2:09	Punt	LA 42	6	58	0	58	3	* IND 18	Touchdown
6	3:08	0:17	2:51	Downs	LA 40	6	43	0	43	2	* IND 17	Field Goal
7	12:03	7:23	4:40	Missed FG	LA 28	8	41	5	46	3	IND 26	Field Goal
8	5:30	4:17	1:13	Punt	LA 40	3	7	0	7	0	LA 47	Punt
9	2:37	14:13	3:24	Punt	LA 32	6	6	0	6	1	LA 38	Punt
10	11:32	9:29	2:03	Kickoff	LA 42	3	15	-10	5	0	LA 47	Punt
11	9:18	4:28	4:50	Kickoff	LA 43	8	53	4	57	3	* IND 3	Touchdown
12	2:54	0:00	2:54	Punt	LA 15	5	6	0	6	1	LA 23	End of Game

(429) Average LA 36

### \* inside opponent's 20

Time of Possession by Quarter		1st	2nd	3rd	4th	OT	Total
Visitor	Indianapolis Colts	7:49	6:50	6:30	4:26		25:35
Home	Los Angeles Rams	7:11	8:10	8:30	10:34		34:25
Kickoff Drive No.-Start Average		Colts: 9 - IND 25			Rams: 4 - LA 34		



# RAMS VS. REDSKINS BALL POSSESSION AND DRIVE CHART

## Washington Redskins

#	Time Recd	Time Lost	Time Poss	How Ball Obtained	Drive Began	# Play	Yds Gain	Yds Pen	Net Yds	1st Down	Last Scrm	How Given Up
1	12:07	4:43	7:24	Punt	WAS 21	14	57	0	57	4	LA 22	Field Goal
2	3:12	14:54	3:18	Punt	WAS 35	6	60	5	65	4	* LA 7	Touchdown
3	14:39	12:06	2:33	Fumble	LA 30	7	26	0	26	1	* LA 4	Field Goal
4	9:59	7:15	2:44	Kickoff	WAS 25	5	1	0	1	1	WAS 26	Punt
5	3:03	1:44	1:19	Kickoff	WAS 25	4	75	0	75	2	WAS 39	Touchdown
6	1:14	0:07	1:07	Punt	WAS 45	3	6	0	6	0	LA 49	Punt
7	15:00	12:09	2:51	Kickoff	WAS 25	5	22	-10	12	1	WAS 37	Punt
8	8:43	3:34	5:09	Kickoff	WAS 16	9	26	25	51	3	LA 33	Missed FG
9	2:28	14:38	2:50	Punt	WAS 6	5	18	0	18	1	WAS 24	Punt
10	7:16	1:49	5:27	Kickoff	WAS 30	10	80	-10	70	4	* LA 11	Touchdown
11	1:37	0:00	1:37	Interception	LA 19	3	5	0	5	0	* LA 14	End of Game

(379) Average WAS 34

## Los Angeles Rams

#	Time Recd	Time Lost	Time Poss	How Ball Obtained	Drive Began	# Play	Yds Gain	Yds Pen	Net Yds	1st Down	Last Scrm	How Given Up
1	15:00	12:07	2:53	Kickoff	LA 25	6	21	0	21	1	LA 46	Punt
2	4:43	3:12	1:31	Kickoff	LA 2	3	8	0	8	0	LA 10	Punt
3	14:54	14:39	0:15	Kickoff	LA 28	1	2	0	2	0	LA 28	Fumble
4	12:06	9:59	2:07	Kickoff	LA 25	4	75	0	75	2	* WAS 1	Touchdown
5	7:15	3:03	4:12	Punt	LA 32	9	49	5	54	3	* WAS 14	Field Goal
6	1:44	1:14	0:30	Kickoff	LA 25	3	-6	0	-6	0	LA 19	Punt
7	0:07	0:00	0:07	Punt	LA 8	1	-1	0	-1	0	LA 8	End of Half
8	12:09	8:43	3:26	Punt	LA 7	6	93	0	93	4	* WAS 18	Touchdown
9	3:34	2:28	1:06	Missed FG	LA 41	3	8	0	8	0	LA 49	Punt
10	14:38	7:16	7:22	Punt	LA 25	14	83	-30	53	4	* WAS 22	Field Goal
11	1:49	1:37	0:12	Kickoff	LA 28	1	0	0	0	0	LA 28	Interception

(246) Average LA 22

### \* inside opponent's 20

Time of Possession by Quarter		1st	2nd	3rd	4th	OT	Total
Visitor	Washington Redskins	10:36	7:49	10:28	7:26		36:19
Home	Los Angeles Rams	4:24	7:11	4:32	7:34		23:41

**Kickoff Drive No.-Start Average** Redskins: 5 - WAS 24 Rams: 6 - LA 22



# RAMS AT 49ERS BALL POSSESSION AND DRIVE CHART

## Los Angeles Rams

#	Time Recd	Time Lost	Time Poss	How Ball Obtained	Drive Began	# Play	Yds Gain	Yds Pen	Net Yds	1st Down	Last Scrm	How Given Up
1	14:52	14:48	0:04	Interception	SF 3	1	3	0	3	1	* SF 3	Touchdown
2	8:17	4:32	3:45	Kickoff	LA 25	8	70	5	75	4	* SF 7	Touchdown
3	3:05	14:55	3:10	Fumble	LA 32	7	38	0	38	2	SF 30	Field Goal
4	9:37	8:30	1:07	Kickoff	LA 24	3	-2	0	-2	0	LA 22	Punt
5	3:46	0:49	2:57	Kickoff	LA 25	9	73	2	75	6	* SF 2	Touchdown
6	15:00	9:17	5:43	Kickoff	LA 25	10	71	3	74	3	* SF 1	Field Goal
7	5:40	0:17	5:23	Kickoff	LA 25	10	65	10	75	6	* SF 1	Touchdown
8	12:50	8:43	4:07	Kickoff	LA 25	7	80	-5	75	3	* SF 13	Touchdown
9	8:11	6:35	1:36	Punt	LA 14	3	1	0	1	0	LA 15	Punt
10	5:08	5:01	0:07	Kickoff		0	0	0	0	0		Fumble
11	1:44	0:00	1:44	Downs	SF 31	4	19	0	19	1	* SF 11	End of Game

(361) Average LA 36

## San Francisco 49ers

#	Time Recd	Time Lost	Time Poss	How Ball Obtained	Drive Began	# Play	Yds Gain	Yds Pen	Net Yds	1st Down	Last Scrm	How Given Up
1	15:00	14:52	0:08	Kickoff	SF 25	1	0	0	0	0	SF 25	Interception
2	14:48	8:17	6:31	Kickoff	SF 19	14	76	5	81	5	* LA 9	Touchdown
3	4:32	3:05	1:27	Kickoff	SF 19	5	42	0	42	2	LA 39	Fumble
4	14:55	11:35	3:20	Kickoff	SF 25	6	27	5	32	1	LA 43	Punt
5	11:35	9:37	1:58	Muffed Punt	LA 12	4	9	-15	-6	0	* LA 18	Field Goal
6	8:30	3:46	4:44	Punt	SF 23	8	47	0	47	2	LA 30	Field Goal
7	0:49	0:00	0:49	Kickoff	SF 40	3	0	0	0	0	SF 47	End of Half
8	9:17	5:40	3:37	Kickoff	SF 25	10	60	15	75	5	* LA 1	Touchdown
9	0:17	12:50	2:27	Kickoff	SF 25	6	75	0	75	4	* LA 1	Touchdown
10	8:43	8:11	0:32	Kickoff	SF 23	3	0	12	12	1	SF 35	Punt
11	6:35	5:08	1:27	Punt	SF 36	4	64	0	64	2	* LA 3	Touchdown
12	5:01	2:13	2:48	Fumble	LA 29	8	29	0	29	3	* LA 1	Touchdown
13	2:13	1:44	0:29	Onside Kick	50	4	-8	-10	-18	0	SF 40	Downs

(469) Average SF 36

### \* inside opponent's 20

Time of Possession by Quarter		1st	2nd	3rd	4th	OT	Total
Visitor	Los Angeles Rams	6:54	4:09	11:06	7:34		29:43
Home	San Francisco 49ers	8:06	10:51	3:54	7:26		30:17
Kickoff Drive No.-Start Average		Rams: 6 - LA 25			49ers: 8 - SF 25		



# RAMS AT COWBOYS BALL POSSESSION AND DRIVE CHART

## Los Angeles Rams

#	Time Recd	Time Lost	Time Poss	How Ball Obtained	Drive Began	# Play	Yds Gain	Yds Pen	Net Yds	1st Down	Last Scrm	How Given Up
1	11:30	7:07	4:23	Kickoff	LA 16	9	53	0	53	3	DAL 31	Field Goal
2	14:05	12:39	1:26	Kickoff	DAL 35	5	4	5	9	1	DAL 26	Field Goal
3	10:53	8:29	2:24	Kickoff	LA 25	5	12	0	12	1	LA 37	Punt
4	8:29	6:33	1:56	Muffed Punt	DAL 18	5	18	0	18	2	* DAL 7	Touchdown
5	1:51	0:00	1:51	Kickoff	LA 25	8	44	5	49	3	DAL 26	Field Goal
6	15:00	13:10	1:50	Kickoff	LA 21	3	3	0	3	0	LA 24	Punt
7	10:41	7:26	3:15	Punt	LA 34	8	54	0	54	3	* DAL 12	Field Goal
8	4:58	2:59	1:59	Punt	LA 10	4	90	0	90	3	LA 47	Touchdown
9	1:22	11:56	4:26	Punt	LA 12	11	58	20	78	4	* DAL 10	Field Goal
10	11:00	9:41	1:19	Interception	DAL 29	4	4	0	4	0	DAL 25	Field Goal
11	7:11	1:55	5:16	Kickoff	LA 17	12	73	-5	68	4	* DAL 15	Field Goal
12	0:27	0:00	0:27	Downs	LA 39	1	-1	0	-1	0	LA 39	End of Game

(417) Average LA 35

## Dallas Cowboys

#	Time Recd	Time Lost	Time Poss	How Ball Obtained	Drive Began	# Play	Yds Gain	Yds Pen	Net Yds	1st Down	Last Scrm	How Given Up
1	15:00	11:30	3:30	Kickoff	DAL 20	7	59	5	64	2	* LA 16	Field Goal
2	7:07	14:05	8:02	Kickoff	DAL 19	15	81	0	81	6	* LA 10	Touchdown
3	12:39	10:53	1:46	Kickoff	DAL 25	4	72	3	75	3	* LA 1	Touchdown
4	6:33	1:51	4:42	Kickoff	DAL 25	9	75	0	75	3	* LA 10	Touchdown
5	13:10	10:41	2:29	Punt	DAL 14	5	15	0	15	1	DAL 29	Punt
6	7:26	4:58	2:28	Kickoff	DAL 25	5	22	0	22	1	DAL 47	Punt
7	2:59	1:22	1:37	Kickoff	DAL 25	3	4	0	4	0	DAL 29	Punt
8	11:56	11:00	0:56	Kickoff	DAL 21	3	1	0	1	0	DAL 22	Interception
9	9:41	7:11	2:30	Kickoff	DAL 25	5	75	0	75	4	LA 28	Touchdown
10	1:55	0:27	1:28	Kickoff	DAL 25	10	36	0	36	2	LA 48	Downs

(224) Average DAL 22

### \* inside opponent's 20

#### Time of Possession by Quarter

	1st	2nd	3rd	4th	OT	Total
Visitor Los Angeles Rams	4:23	7:37	8:26	10:06		30:32
Home Dallas Cowboys	10:37	7:23	6:34	4:54		29:28

#### Kickoff Drive No.-Start Average

Rams: 6 - LA 28      Cowboys: 9 - DAL 23



# RAMS VS. SEAHAWKS BALL POSSESSION AND DRIVE CHART

## Seattle Seahawks

#	Time Recd	Time Lost	Time Poss	How Ball Obtained	Drive Began	# Play	Yds Gain	Yds Pen	Net Yds	1st Down	Last Scrm	How Given Up
1	15:00	12:04	2:56	Kickoff	SEA 25	6	4	0	4	1	SEA 29	Punt
2	9:20	5:04	4:16	Fumble	SEA 20	8	24	5	29	2	SEA 49	Punt
3	3:21	3:10	0:11	Punt	SEA 32	1	0	0	0	0	SEA 32	Interception
4	14:13	12:26	1:47	Kickoff	SEA 26	3	3	0	3	0	SEA 29	Punt
5	12:26	10:25	2:01	Muffed Punt	LA 30	4	15	0	15	1	* LA 15	Interception
6	9:29	1:55	7:34	Kickoff	SEA 25	15	75	0	75	6	* LA 4	Touchdown
7	1:28	0:00	1:28	Punt	SEA 25	9	51	-5	46	3	LA 29	Field Goal
8	9:54	5:41	4:13	Missed FG	SEA 26	9	43	0	43	2	LA 31	Field Goal
9	0:48	13:28	2:20	Interception	SEA 29	3	8	-10	-2	0	SEA 27	Punt
10	11:51	10:48	1:03	Punt	SEA 26	3	3	0	3	0	SEA 29	Punt
11	6:02	4:17	1:45	Interception	LA 46	3	8	0	8	0	LA 38	Punt
12	2:46	1:09	1:37	Fumble	LA 20	4	8	-5	3	0	* LA 17	Field Goal
13	0:05	0:00	0:05	Downs	SEA 20	1	-1	0	-1	0	SEA 20	End of Game

(458) Average SEA 35

## Los Angeles Rams

#	Time Recd	Time Lost	Time Poss	How Ball Obtained	Drive Began	# Play	Yds Gain	Yds Pen	Net Yds	1st Down	Last Scrm	How Given Up
1	12:04	9:20	2:44	Punt	LA 38	7	61	0	61	3	* SEA 12	Fumble
2	5:04	3:21	1:43	Punt	LA 7	3	9	0	9	0	LA 16	Punt
3	3:10	14:13	3:57	Interception	LA 21	10	79	0	79	4	SEA 27	Touchdown
4	10:25	9:29	0:56	Interception	SEA 19	4	2	0	2	0	* SEA 17	Field Goal
5	1:55	1:28	0:27	Kickoff	LA 40	3	1	0	1	0	LA 41	Punt
6	15:00	9:54	5:06	Kickoff	LA 32	13	45	5	50	3	* SEA 18	Missed FG
7	5:41	0:48	4:53	Kickoff	LA 18	11	52	5	57	4	* SEA 25	Interception
8	13:28	11:51	1:37	Punt	LA 29	3	5	0	5	0	LA 34	Punt
9	10:48	6:02	4:46	Punt	LA 23	9	38	-10	28	3	SEA 49	Interception
10	4:17	2:46	1:31	Punt	LA 7	3	28	5	33	2	LA 43	Fumble
11	1:09	0:05	1:04	Kickoff	LA 25	7	55	0	55	2	SEA 20	Downs

(321) Average LA 29

\* inside opponent's 20

### Time of Possession by Quarter

	1st	2nd	3rd	4th	OT	Total
Visitor Seattle Seahawks	7:23	12:50	5:01	6:02		31:16
Home Los Angeles Rams	7:37	2:10	9:59	8:58		28:44

### Kickoff Drive No.-Start Average

Seahawks: 3 - SEA 25

Rams: 4 - LA 29



# RAMS AT JAGUARS BALL POSSESSION AND DRIVE CHART

## Los Angeles Rams

#	Time Recd	Time Lost	Time Poss	How Ball Obtained	Drive Began	# Play	Yds Gain	Yds Pen	Net Yds	1st Down	Last Scrm	How Given Up
1	15:00	14:46	0:14	Kickoff		0	0	0	0	0		Touchdown
2	14:35	12:45	1:50	Kickoff	LA 24	3	9	0	9	0	LA 33	Punt
3	10:23	8:54	1:29	Punt	JAX 45	4	8	0	8	0	JAX 37	Field Goal
4	6:51	5:14	1:37	Kickoff	LA 25	3	-9	0	-9	0	LA 16	Punt
5	3:38	0:22	3:16	Punt	LA 34	7	61	5	66	4	* JAX 4	Touchdown
6	12:39	11:14	1:25	Punt	LA 23	3	4	0	4	0	LA 27	Punt
7	9:26	6:50	2:36	Punt	LA 12	5	22	0	22	1	LA 34	Punt
8	5:46	3:56	1:50	Punt	LA 26	5	28	-5	23	1	LA 49	Punt
9	11:45	10:16	1:29	Punt	LA 11	3	43	-5	38	1	LA 29	Fumble
10	5:16	1:13	4:03	Kickoff	LA 25	8	28	0	28	2	JAX 47	Punt
11	11:55	9:58	1:57	Interception	JAX 45	3	0	-10	-10	0	LA 45	Punt
12	7:40	2:32	5:08	Punt	LA 32	12	57	0	57	3	* JAX 11	Field Goal
13	1:07	0:00	1:07	Missed FG	LA 44	2	-2	0	-2	0	LA 43	End of Game

(366) Average LA 30

## Jacksonville Jaguars

#	Time Recd	Time Lost	Time Poss	How Ball Obtained	Drive Began	# Play	Yds Gain	Yds Pen	Net Yds	1st Down	Last Scrm	How Given Up
1	14:46	14:35	0:11	Kickoff	JAX 25	1	75	0	75	1	JAX 25	Touchdown
2	12:45	10:23	2:22	Punt	JAX 20	4	9	0	9	1	JAX 29	Punt
3	8:54	6:51	2:03	Kickoff	JAX 25	4	75	0	75	4	LA 22	Touchdown
4	5:14	3:38	1:36	Punt	JAX 31	3	0	0	0	0	JAX 31	Punt
5	0:22	12:39	2:43	Kickoff	JAX 25	5	24	0	24	1	JAX 49	Punt
6	11:14	9:26	1:48	Punt	JAX 16	4	4	15	19	1	JAX 35	Punt
7	6:50	5:46	1:04	Punt	JAX 22	3	5	0	5	0	JAX 27	Punt
8	3:56	2:25	1:31	Punt	JAX 18	3	1	0	1	0	JAX 19	Blocked Punt
9	2:25	0:00	2:25	Kickoff	JAX 40	7	40	-16	24	2	LA 36	Missed FG
10	15:00	11:45	3:15	Kickoff	JAX 25	6	28	0	28	1	LA 47	Punt
11	10:16	5:16	5:00	Fumble	JAX 48	9	29	0	29	2	* LA 23	Field Goal
12	1:13	11:55	4:18	Punt	JAX 15	10	39	15	54	3	LA 31	Interception
13	9:58	7:40	2:18	Punt	JAX 19	3	16	-9	7	0	JAX 26	Punt
14	2:32	1:07	1:25	Kickoff	JAX 25	7	44	-5	39	3	LA 36	Missed FG

(354) Average JAX 25

### \* inside opponent's 20

Time of Possession by Quarter		1st	2nd	3rd	4th	OT	Total
Visitor	Los Angeles Rams	8:26	5:51	5:32	8:12		28:01
Home	Jacksonville Jaguars	6:34	9:09	9:28	6:48		31:59
Kickoff Drive No.-Start Average		Rams: 3 - LA 25			Jaguars: 6 - JAX 28		





# RAMS VS. CARDINALS BALL POSSESSION AND DRIVE CHART

## Arizona Cardinals

#	Time Recd	Time Lost	Time Poss	How Ball Obtained	Drive Began	# Play	Yds Gain	Yds Pen	Net Yds	1st Down	Last Scrm	How Given Up
1	15:00	10:04	4:56	Kickoff	ARZ 21	9	65	0	65	3	* LA 14	Missed FG
2	4:14	2:01	2:13	Kickoff	ARZ 25	4	20	0	20	1	ARZ 45	Punt
3	0:39	14:51	0:48	Punt	ARZ 18	3	12	-5	7	0	ARZ 25	Punt
4	11:13	8:03	3:10	Kickoff	ARZ 25	9	24	5	29	3	LA 46	Punt
5	5:48	5:35	0:13	Punt	ARZ 18	1	0	0	0	0	ARZ 18	Interception
6	5:25	2:04	3:21	Kickoff	ARZ 25	7	17	0	17	1	ARZ 42	Punt
7	0:41	0:33	0:08	Kickoff	ARZ 25	1	0	0	0	0	ARZ 25	Interception
8	10:53	8:54	1:59	Kickoff	ARZ 25	3	8	0	8	0	ARZ 33	Punt
9	2:01	14:05	2:56	Interception	LA 47	6	24	-15	9	1	LA 38	Punt
10	3:46	2:31	1:15	Kickoff	ARZ 25	5	26	0	26	1	LA 49	Downs

(260) Average ARZ 26

## Los Angeles Rams

#	Time Recd	Time Lost	Time Poss	How Ball Obtained	Drive Began	# Play	Yds Gain	Yds Pen	Net Yds	1st Down	Last Scrm	How Given Up
1	10:04	4:14	5:50	Missed FG	LA 22	14	73	0	73	5	* ARZ 5	Field Goal
2	2:01	0:39	1:22	Punt	LA 24	3	4	0	4	0	LA 28	Punt
3	14:51	11:13	3:38	Punt	LA 35	8	41	10	51	3	* ARZ 14	Field Goal
4	8:03	5:48	2:15	Punt	LA 20	3	11	-5	6	0	LA 26	Punt
5	5:35	5:25	0:10	Interception	ARZ 18	1	18	0	18	1	* ARZ 18	Touchdown
6	2:04	0:41	1:23	Punt	LA 12	8	83	5	88	4	* ARZ 9	Touchdown
7	0:33	0:00	0:33	Interception	ARZ 28	4	-7	0	-7	0	ARZ 35	Field Goal
8	15:00	10:53	4:07	Kickoff	LA 21	10	53	10	63	4	* ARZ 16	Field Goal
9	8:54	2:01	6:53	Punt	LA 15	11	49	15	64	4	ARZ 21	Interception
10	14:05	3:46	10:19	Punt	LA 20	16	90	-10	80	6	* ARZ 18	Touchdown
11	2:31	0:00	2:31	Downs	LA 49	4	10	0	10	1	ARZ 40	End of Game

(372) Average LA 34

### \* inside opponent's 20

Time of Possession by Quarter		1st	2nd	3rd	4th	OT	Total
Visitor	Arizona Cardinals	7:48	7:01	4:00	2:10		20:59
Home	Los Angeles Rams	7:12	7:59	11:00	12:50		39:01
Kickoff Drive No.-Start Average		Cardinals: 7 - ARZ 24			Rams: 1 - LA 21		



# RAMS AT GIANTS BALL POSSESSION AND DRIVE CHART

## Los Angeles Rams

#	Time Recd	Time Lost	Time Poss	How Ball Obtained	Drive Began	# Play	Yds Gain	Yds Pen	Net Yds	1st Down	Last Scrm	How Given Up
1	12:45	10:55	1:50	Fumble	LA 48	4	52	0	52	2	* NYG 8	Touchdown
2	3:16	14:52	3:24	Kickoff	LA 25	9	61	5	66	2	* NYG 9	Field Goal
3	13:01	9:26	3:35	Fumble	50	6	75	-25	50	2	LA 48	Touchdown
4	7:53	7:18	0:35	Punt	LA 29	2	71	0	71	1	LA 33	Touchdown
5	4:01	2:52	1:09	Kickoff	LA 25	5	1	22	23	1	LA 48	Punt
6	2:34	1:13	1:21	Interception	NYG 30	4	2	0	2	0	NYG 28	Field Goal
7	15:00	11:34	3:26	Kickoff	LA 25	7	75	0	75	4	* NYG 1	Touchdown
8	7:57	6:27	1:30	Punt	NYG 45	4	45	0	45	2	* NYG 4	Touchdown
9	4:54	3:28	1:26	Blocked Punt,	NYG 18	3	18	0	18	2	* NYG 4	Touchdown
10	1:23	12:33	3:50	Punt	LA 20	6	20	-5	15	1	LA 35	Punt
11	9:33	2:53	6:40	Kickoff	LA 25	10	46	0	46	3	NYG 29	Field Goal
12	2:06	0:22	1:44	Punt	LA 36	4	7	0	7	0	LA 44	Downs

(490) Average LA 41

## New York Giants

#	Time Recd	Time Lost	Time Poss	How Ball Obtained	Drive Began	# Play	Yds Gain	Yds Pen	Net Yds	1st Down	Last Scrm	How Given Up
1	15:00	12:45	2:15	Kickoff	NYG 25	5	32	-5	27	1	LA 45	Fumble
2	10:55	3:16	7:39	Kickoff	NYG 33	14	67	0	67	5	* LA 5	Touchdown
3	14:52	13:01	1:51	Kickoff	NYG 25	4	25	0	25	2	LA 48	Fumble
4	9:26	7:53	1:33	Kickoff	NYG 25	3	5	0	5	0	NYG 30	Punt
5	7:18	4:01	3:17	Kickoff	NYG 25	8	44	0	44	2	LA 31	Field Goal
6	2:52	2:34	0:18	Punt	NYG 14	3	0	0	0	0	NYG 14	Interception
7	1:13	0:00	1:13	Kickoff	NYG 25	9	43	5	48	3	LA 27	Missed FG
8	11:34	7:57	3:37	Kickoff	NYG 19	6	10	-10	0	1	NYG 19	Punt
9	6:27	4:54	1:33	Kickoff	NYG 25	3	9	0	9	0	NYG 34	Blocked Punt, Downs
10	3:28	1:23	2:05	Kickoff	NYG 25	3	9	0	9	0	NYG 34	Punt
11	12:33	9:33	3:00	Punt	NYG 28	6	72	0	72	3	* LA 10	Touchdown
12	2:53	2:06	0:47	Kickoff	NYG 25	3	4	0	4	0	NYG 29	Punt
13	0:22	0:00	0:22	Downs	LA 43	1	-1	0	-1	0	LA 43	End of Game

(351) Average NYG 27

\* inside opponent's 20

### Time of Possession by Quarter

	1st	2nd	3rd	4th	OT	Total
<b>Visitor</b> Los Angeles Rams	5:06	6:48	7:45	10:51		30:30
<b>Home</b> New York Giants	9:54	8:12	7:15	4:09		29:30

### Kickoff Drive No.-Start Average

Rams: 4 - LA 25                      Giants: 10 - NYG 25



# RAMS VS. TEXANS BALL POSSESSION AND DRIVE CHART

## Houston Texans

#	Time Recd	Time Lost	Time Poss	How Ball Obtained	Drive Began	# Play	Yds Gain	Yds Pen	Net Yds	1st Down	Last Scrm	How Given Up
1	15:00	12:32	2:28	Kickoff	HST 25	5	0	0	0	1	HST 39	Fumble
2	11:10	9:12	1:58	Kickoff	HST 25	5	30	-5	25	1	50	Punt
3	8:07	4:53	3:14	Punt	HST 43	6	19	0	19	1	LA 38	Punt
4	2:24	13:21	4:03	Punt	HST 37	8	42	5	47	3	* LA 16	Missed FG
5	10:17	6:31	3:46	Kickoff	HST 25	8	75	0	75	3	LA 26	Touchdown
6	3:30	1:35	1:55	Downs	LA 38	6	23	-5	18	2	* LA 20	Interception
7	0:14	0:00	0:14	Kickoff	HST 25	1	-1	0	-1	0	HST 25	End of Half
8	13:13	9:56	3:17	Punt	HST 20	6	34	-15	19	2	HST 39	Punt
9	9:23	8:14	1:09	Kickoff	HST 25	3	5	0	5	0	HST 30	Punt
10	3:53	2:51	1:02	Punt	HST 20	3	0	0	0	0	HST 20	Punt
11	1:33	1:24	0:09	Kickoff	HST 25	1	-10	0	-10	0	HST 25	Fumble
12	1:14	13:59	2:15	Kickoff	HST 25	5	9	15	24	1	HST 49	Punt
13	7:33	4:34	2:59	Kickoff	HST 25	8	57	7	64	3	* LA 11	Interception

(382) Average HST 29

## Los Angeles Rams

#	Time Recd	Time Lost	Time Poss	How Ball Obtained	Drive Began	# Play	Yds Gain	Yds Pen	Net Yds	1st Down	Last Scrm	How Given Up
1	12:32	11:10	1:22	Fumble	HST 12	4	3	0	3	0	* HST 9	Field Goal
2	9:12	8:07	1:05	Punt	LA 20	3	-1	0	-1	0	LA 19	Punt
3	4:53	2:24	2:29	Punt	LA 4	4	4	0	4	1	LA 8	Punt
4	13:21	10:17	3:04	Missed FG	LA 24	6	57	5	62	2	* HST 14	Field Goal
5	6:31	3:30	3:01	Kickoff	LA 18	7	25	-5	20	1	LA 32	Downs
6	1:35	0:14	1:21	Interception	LA 25	10	43	0	43	2	HST 32	Field Goal
7	15:00	13:13	1:47	Kickoff	LA 25	4	22	-10	12	1	LA 37	Punt
8	9:56	9:23	0:33	Punt	LA 4	2	96	0	96	1	LA 6	Touchdown
9	8:14	3:53	4:21	Punt	LA 9	9	39	0	39	3	LA 48	Punt
10	2:51	1:33	1:18	Punt	HST 36	3	36	0	36	2	* HST 17	Touchdown
11	1:24	1:14	0:10	Fumble	HST 12	1	12	0	12	1	* HST 12	Touchdown
12	13:59	7:33	6:26	Punt	LA 11	9	79	-5	74	3	* HST 15	Field Goal
13	4:34	0:00	4:34	Interception	LA 25	8	28	0	28	2	HST 46	End of Game

(405) Average LA 31

\* inside opponent's 20

### Time of Possession by Quarter

		1st	2nd	3rd	4th	OT	Total
<b>Visitor</b>	Houston Texans	10:04	7:34	6:51	4:00		28:29
<b>Home</b>	Los Angeles Rams	4:56	7:26	8:09	11:00		31:31

### Kickoff Drive No.-Start Average

Texans: 8 - HST 25      Rams: 2 - LA 22



# RAMS AT VIKINGS BALL POSSESSION AND DRIVE CHART

## Los Angeles Rams

#	Time Recd	Time Lost	Time Poss	How Ball Obtained	Drive Began	# Play	Yds Gain	Yds Pen	Net Yds	1st Down	Last Scrm	How Given Up
1	15:00	10:42	4:18	Kickoff	LA 25	9	70	5	75	5	* MIN 6	Touchdown
2	3:21	1:40	1:41	Punt	LA 10	3	-9	0	-9	0	LA 1	Punt
3	13:31	10:40	2:51	Kickoff	LA 25	5	37	-10	27	1	MIN 48	Punt
4	7:49	4:03	3:46	Missed FG	LA 38	9	46	15	61	3	* MIN 11	Fumble
5	0:08	0:00	0:08	Punt	LA 18	1	-1	0	-1	0	LA 18	End of Half
6	13:45	10:39	3:06	Punt	LA 26	5	25	-5	20	1	LA 46	Punt
7	6:17	5:16	1:01	Missed FG	LA 29	3	2	0	2	0	LA 31	Punt
8	14:15	12:37	1:38	Kickoff	LA 29	5	22	0	22	1	MIN 49	Punt
9	10:14	8:18	1:56	Kickoff	LA 21	3	8	0	8	0	LA 29	Punt
10	2:23	0:10	2:13	Kickoff	LA 25	13	54	0	54	4	* MIN 14	Downs

(246) Average LA 25

## Minnesota Vikings

#	Time Recd	Time Lost	Time Poss	How Ball Obtained	Drive Began	# Play	Yds Gain	Yds Pen	Net Yds	1st Down	Last Scrm	How Given Up
1	10:42	3:21	7:21	Kickoff	MIN 25	12	39	-15	24	4	MIN 49	Punt
2	1:40	13:31	3:09	Punt	LA 30	7	30	0	30	3	* LA 8	Touchdown
3	10:40	7:49	2:51	Punt	MIN 15	7	55	0	55	3	LA 30	Missed FG
4	4:03	0:08	3:55	Fumble	MIN 1	7	39	-5	34	2	MIN 35	Punt
5	15:00	13:45	1:15	Kickoff	MIN 25	3	2	0	2	0	MIN 27	Punt
6	10:39	6:17	4:22	Punt	MIN 14	11	74	-10	64	2	LA 22	Missed FG
7	5:16	14:15	6:01	Punt	MIN 29	11	66	5	71	6	* LA 2	Touchdown
8	12:37	10:14	2:23	Punt	MIN 7	5	78	15	93	3	MIN 35	Touchdown
9	8:18	2:23	5:55	Punt	MIN 15	12	69	-5	64	4	LA 21	Field Goal
10	0:10	0:00	0:10	Downs	MIN 21	1	-1	0	-1	0	MIN 21	End of Game

(222) Average MIN 22

### \* inside opponent's 20

Time of Possession by Quarter		1st	2nd	3rd	4th	OT	Total
Visitor	Los Angeles Rams	5:59	6:45	4:07	5:47		22:38
Home	Minnesota Vikings	9:01	8:15	10:53	9:13		37:22
Kickoff Drive No.-Start Average		Rams: 5 - LA 25		Vikings: 2 - MIN 25			



# RAMS VS. SAINTS BALL POSSESSION AND DRIVE CHART

## New Orleans Saints

#	Time Recd	Time Lost	Time Poss	How Ball Obtained	Drive Began	# Play	Yds Gain	Yds Pen	Net Yds	1st Down	Last Scrm	How Given Up
1	10:53	8:30	2:23	Kickoff	NO 25	4	18	0	18	1	NO 43	Punt
2	3:02	2:14	0:48	Kickoff	NO 25	2	75	0	75	1	NO 26	Touchdown
3	0:39	14:13	1:26	Punt	NO 19	3	9	0	9	0	NO 28	Punt
4	12:04	8:40	3:24	Punt	NO 11	5	20	0	20	1	NO 31	Punt
5	4:22	0:58	3:24	Kickoff	NO 25	8	44	0	44	2	LA 31	Field Goal
6	15:00	12:34	2:26	Kickoff	NO 25	4	4	4	8	1	NO 33	Punt
7	11:03	6:50	4:13	Punt	NO 9	6	23	-9	14	1	NO 23	Punt
8	3:37	2:31	1:06	Kickoff	NO 25	3	-4	0	-4	0	NO 21	Punt
9	14:11	10:05	4:06	Kickoff	NO 25	10	67	5	72	3	* LA 3	Field Goal
10	8:31	7:55	0:36	Interception	NO 19	3	5	0	5	0	NO 24	Punt
11	2:27	1:45	0:42	Kickoff	NO 25	6	85	-10	75	4	* LA 15	Touchdown

(233) Average NO 21

## Los Angeles Rams

#	Time Recd	Time Lost	Time Poss	How Ball Obtained	Drive Began	# Play	Yds Gain	Yds Pen	Net Yds	1st Down	Last Scrm	How Given Up
1	15:00	10:53	4:07	Kickoff	LA 41	7	59	0	59	4	* NO 5	Touchdown
2	8:30	3:02	5:28	Punt	LA 17	11	31	20	51	3	NO 32	Field Goal
3	2:14	0:39	1:35	Kickoff	LA 31	3	2	0	2	0	LA 33	Punt
4	14:13	12:04	2:09	Punt	LA 12	5	35	-8	27	1	LA 39	Punt
5	8:40	4:22	4:18	Punt	LA 14	8	86	0	86	4	* NO 7	Touchdown
6	0:58	0:00	0:58	Kickoff	LA 18	7	37	0	37	1	NO 45	Missed FG
7	12:34	11:03	1:31	Punt	LA 49	3	2	0	2	0	NO 49	Punt
8	6:50	3:37	3:13	Punt	LA 13	7	24	35	59	2	NO 28	Field Goal
9	2:31	14:11	3:20	Punt	LA 20	6	65	-15	50	2	* NO 30	Field Goal
10	10:05	8:31	1:34	Kickoff	LA 20	5	25	0	25	2	LA 45	Interception
11	7:55	2:27	5:28	Punt	LA 25	13	52	15	67	5	* NO 8	Field Goal
12	1:45	0:00	1:45	Kickoff	NO 46	3	-3	0	-3	0	NO 48	End of Game

(314) Average LA 26

\* inside opponent's 20

### Time of Possession by Quarter

Visitor	Home	1st	2nd	3rd	4th	OT	Total
New Orleans Saints	Los Angeles Rams	3:50	7:35	7:45	5:24		24:34
Los Angeles Rams	New Orleans Saints	11:10	7:25	7:15	9:36		35:26

### Kickoff Drive No.-Start Average

Saints: 7 - NO 25      Rams: 4 - LA 28



# RAMS AT CARDINALS BALL POSSESSION AND DRIVE CHART

## Los Angeles Rams

#	Time Recd	Time Lost	Time Poss	How Ball Obtained	Drive Began	# Play	Yds Gain	Yds Pen	Net Yds	1st Down	Last Scrm	How Given Up
1	15:00	11:41	3:19	Kickoff	LA 31	6	36	-5	31	2	ARZ 38	Field Goal
2	11:21	7:51	3:30	Interception	ARZ 23	7	23	0	23	2	* ARZ 1	Touchdown
3	5:51	3:40	2:11	Punt	LA 37	5	33	0	33	3	ARZ 30	Interception
4	14:46	13:45	1:01	Punt	LA 20	3	5	0	5	0	LA 25	Punt
5	7:38	5:53	1:45	Kickoff	LA 14	3	9	0	9	0	LA 23	Punt
6	3:25	0:00	3:25	Kickoff	LA 20	9	73	5	78	4	* ARZ 2	Field Goal
7	11:43	10:04	1:39	Punt	LA 2	3	7	0	7	0	LA 9	Punt
8	8:07	5:07	3:00	Punt	ARZ 30	6	35	-5	30	3	* ARZ 11	Touchdown
9	14:55	12:55	2:00	Kickoff	LA 25	3	-6	0	-6	0	LA 19	Punt
10	10:52	6:18	4:34	Blocked FG	LA 42	8	52	0	52	2	* ARZ 6	Field Goal
11	4:29	1:55	2:34	Punt	LA 46	7	36	-5	31	2	ARZ 23	Field Goal

(384) Average LA 35

## Arizona Cardinals

#	Time Recd	Time Lost	Time Poss	How Ball Obtained	Drive Began	# Play	Yds Gain	Yds Pen	Net Yds	1st Down	Last Scrm	How Given Up
1	11:41	11:21	0:20	Kickoff	ARZ 25	1	0	0	0	0	ARZ 25	Interception
2	7:51	5:51	2:00	Kickoff	ARZ 25	3	8	0	8	0	ARZ 33	Punt
3	3:40	2:45	0:55	Interception	ARZ 40	3	1	0	1	0	ARZ 41	Interception
4	2:45	14:46	2:59	Kickoff	ARZ 25	6	22	0	22	1	ARZ 47	Punt
5	13:45	7:38	6:07	Punt	ARZ 33	9	62	5	67	6	* LA 1	Touchdown
6	5:53	3:25	2:28	Punt	ARZ 30	6	70	0	70	3	* LA 15	Touchdown
7	15:00	11:43	3:17	Kickoff	ARZ 25	6	18	0	18	1	ARZ 43	Punt
8	10:04	8:07	1:57	Punt	ARZ 21	3	-1	0	-1	0	ARZ 20	Punt
9	5:07	14:55	5:12	Kickoff	ARZ 18	10	61	-15	46	3	LA 36	Field Goal
10	12:55	10:52	2:03	Punt	ARZ 45	7	28	0	28	1	LA 27	Blocked FG
11	6:18	4:29	1:49	Kickoff	ARZ 20	3	-13	0	-13	0	ARZ 7	Punt
12	1:55	0:00	1:55	Kickoff	ARZ 25	7	49	0	49	4	LA 42	End of Game

(332) Average ARZ 28

### \* inside opponent's 20

Time of Possession by Quarter		1st	2nd	3rd	4th	OT	Total
Visitor	Los Angeles Rams	9:00	6:11	4:39	9:08		28:58
Home	Arizona Cardinals	6:00	8:49	10:21	5:52		31:02
Kickoff Drive No.-Start Average		Rams: 4 - LA 22		Cardinals: 7 - ARZ 23			



# RAMS VS. EAGLES BALL POSSESSION AND DRIVE CHART

## Philadelphia Eagles

#	Time Recd	Time Lost	Time Poss	How Ball Obtained	Drive Began	# Play	Yds Gain	Yds Pen	Net Yds	1st Down	Last Scrm	How Given Up
1	15:00	13:56	1:04	Kickoff	PHI 25	3	5	0	5	0	PHI 30	Interception
2	13:00	8:44	4:16	Kickoff	PHI 25	8	66	9	75	5	* LA 5	Touchdown
3	6:37	2:54	3:43	Punt	PHI 12	7	52	36	88	3	LA 20	Touchdown
4	0:42	11:10	4:32	Punt	PHI 20	11	80	0	80	4	* LA 11	Touchdown
5	9:24	7:03	2:21	Kickoff	PHI 25	4	8	0	8	1	PHI 33	Punt
6	4:38	2:56	1:42	Punt	PHI 7	4	13	0	13	1	PHI 20	Punt
7	1:49	0:09	1:40	Punt	PHI 16	10	80	0	80	3	* LA 4	Field Goal
8	11:41	10:07	1:34	Kickoff	PHI 25	3	5	0	5	0	PHI 30	Blocked Punt
9	10:07	2:20	7:47	Kickoff	PHI 25	15	77	-2	75	6	* LA 2	Touchdown
10	13:58	9:54	4:04	Kickoff	PHI 25	10	47	5	52	4	LA 23	Field Goal
11	8:13	3:45	4:28	Fumble	LA 25	7	5	5	10	1	* LA 15	Field Goal
12	2:02	0:01	2:01	Punt	PHI 21	6	17	0	17	1	PHI 38	Punt

(301) Average PHI 25

## Los Angeles Rams

#	Time Recd	Time Lost	Time Poss	How Ball Obtained	Drive Began	# Play	Yds Gain	Yds Pen	Net Yds	1st Down	Last Scrm	How Given Up
1	13:56	13:00	0:56	Interception	PHI 37	3	37	0	37	2	* PHI 2	Touchdown
2	8:44	6:37	2:07	Kickoff	LA 26	3	16	-10	6	0	LA 32	Punt
3	2:54	0:42	2:12	Kickoff	LA 25	5	24	0	24	1	LA 49	Punt
4	11:10	9:24	1:46	Kickoff	LA 25	6	70	5	75	2	* PHI 6	Touchdown
5	7:03	4:38	2:25	Punt	LA 22	4	12	6	18	1	LA 40	Punt
6	2:56	1:49	1:07	Punt	LA 18	3	9	0	9	0	LA 27	Punt
7	0:09	0:00	0:09	Kickoff	LA 41	1	-1	0	-1	0	LA 41	End of Half
8	15:00	11:41	3:19	Kickoff	LA 29	6	71	0	71	4	* PHI 1	Touchdown
9	2:20	13:58	3:22	Kickoff	LA 25	7	70	5	75	6	* PHI 1	Touchdown
10	9:54	8:13	1:41	Kickoff	LA 20	3	7	7	14	1	LA 35	Fumble
11	3:45	2:02	1:43	Kickoff	LA 25	3	0	0	0	0	LA 25	Punt
12	0:01	0:00	0:01	Punt	LA 24	1	-8	0	-8	0	LA 24	Fumble

(343) Average LA 29

### \* inside opponent's 20

Time of Possession by Quarter	1st	2nd	3rd	4th	OT	Total
Visitor Philadelphia Eagles	9:45	9:33	9:21	10:33		39:12
Home Los Angeles Rams	5:15	5:27	5:39	4:27		20:48

Kickoff Drive No.-Start Average      Eagles: 6 - PHI 25      Rams: 8 - LA 27



# RAMS AT SEAHAWKS BALL POSSESSION AND DRIVE CHART

## Los Angeles Rams

#	Time Recd	Time Lost	Time Poss	How Ball Obtained	Drive Began	# Play	Yds Gain	Yds Pen	Net Yds	1st Down	Last Scrm	How Given Up
1	13:36	12:06	1:30	Fumble	SEA 40	5	22	0	22	1	* SEA 18	Field Goal
2	11:00	8:21	2:39	Punt	50	7	37	0	37	2	* SEA 13	Field Goal
3	6:00	5:57	0:03	Punt	SEA 1	1	1	0	1	1	* SEA 1	Touchdown
4	2:22	11:38	5:44	Punt	LA 20	10	56	0	56	3	SEA 24	Interception
5	10:15	8:13	2:02	Punt	SEA 36	5	36	0	36	3	* SEA 1	Touchdown
6	7:27	3:26	4:01	Fumble	SEA 39	7	39	0	39	3	* SEA 1	Touchdown
7	1:19	0:28	0:51	Punt	SEA 47	3	47	0	47	1	LA 43	Touchdown
8	15:00	13:18	1:42	Kickoff	LA 25	3	9	0	9	0	LA 34	Punt
9	10:56	7:04	3:52	Punt	SEA 46	7	46	0	46	3	* SEA 14	Touchdown
10	5:25	3:11	2:14	Punt	LA 22	3	9	0	9	0	LA 31	Punt
11	1:23	13:25	2:58	Kickoff	LA 39	5	20	0	20	1	SEA 41	Punt
12	12:39	10:19	2:20	Punt	LA 40	3	6	0	6	0	LA 46	Punt
13	10:14	5:42	4:32	Kickoff	SEA 49	8	21	0	21	1	SEA 32	Downs
14	4:08	1:50	2:18	Punt	LA 23	3	3	-5	-2	0	LA 21	Punt

(661) Average LA 47

## Seattle Seahawks

#	Time Recd	Time Lost	Time Poss	How Ball Obtained	Drive Began	# Play	Yds Gain	Yds Pen	Net Yds	1st Down	Last Scrm	How Given Up
1	15:00	13:36	1:24	Kickoff	SEA 16	3	24	0	24	0	SEA 21	Fumble
2	12:06	11:00	1:06	Kickoff	SEA 25	3	-10	0	-10	0	SEA 15	Punt
3	8:21	6:00	2:21	Kickoff	SEA 20	3	0	-10	-10	0	SEA 10	Punt
4	5:57	2:22	3:35	Kickoff	SEA 25	7	25	0	25	2	50	Punt
5	11:38	10:15	1:23	Interception	SEA 13	3	0	-5	-5	0	SEA 8	Punt
6	8:13	7:27	0:46	Kickoff	SEA 40	2	-1	0	-1	1	LA 49	Fumble
7	3:26	1:19	2:07	Kickoff	SEA 20	5	12	-5	7	1	SEA 27	Punt
8	0:28	0:00	0:28	Kickoff	SEA 17	1	9	0	9	0	SEA 17	End of Half
9	13:18	10:56	2:22	Punt	SEA 21	4	5	0	5	1	SEA 26	Punt
10	7:04	5:25	1:39	Kickoff	SEA 34	3	-8	0	-8	0	SEA 26	Punt
11	3:11	1:23	1:48	Punt	SEA 23	7	62	15	77	4	LA 26	Touchdown
12	13:25	12:39	0:46	Punt	SEA 10	3	4	-5	-1	0	SEA 9	Punt
13	10:19	10:14	0:05	Punt	SEA 5	1	0	-5	-5	0	SEA 5	Safety
14	5:42	4:08	1:34	Downs	SEA 28	6	17	-5	12	1	SEA 40	Punt
15	1:50	0:00	1:50	Punt	LA 45	3	10	0	10	1	LA 37	End of Game

(352) Average SEA 23

\* inside opponent's 20

Time of Possession by Quarter		1st	2nd	3rd	4th	OT	Total
Visitor	Los Angeles Rams	6:34	10:16	9:11	10:45		36:46
Home	Seattle Seahawks	8:26	4:44	5:49	4:15		23:14

**Kickoff Drive No.-Start Average** Rams: 3 - LA 38      Seahawks: 8 - SEA 25





# RAMS AT TITANS BALL POSSESSION AND DRIVE CHART

## Los Angeles Rams

#	Time Recd	Time Lost	Time Poss	How Ball Obtained	Drive Began	# Play	Yds Gain	Yds Pen	Net Yds	1st Down	Last Scrm	How Given Up
1	15:00	11:41	3:19	Kickoff	LA 10	9	58	0	58	3	TEN 32	Downs
2	11:01	8:54	2:07	Interception	LA 47	4	49	4	53	3	* TEN 3	Touchdown
3	1:13	7:52	8:21	Kickoff	LA 21	16	61	0	61	5	* TEN 18	Missed FG
4	5:24	5:20	0:04	Punt	LA 11	1	-7	0	-7	0	LA 11	Fumble
5	5:20	4:24	0:56	Kickoff	LA 21	2	79	0	79	1	LA 20	Touchdown
6	0:19	0:00	0:19	Kickoff	LA 25	1	-1	0	-1	0	LA 25	End of Half
7	13:23	12:21	1:02	Punt	LA 45	3	7	-10	-3	0	LA 42	Punt
8	9:37	6:40	2:57	Missed FG	LA 35	7	65	0	65	3	* TEN 3	Touchdown
9	4:23	3:26	0:57	Kickoff	LA 25	3	5	0	5	0	LA 30	Punt
10	14:46	11:51	2:55	Kickoff	LA 32	6	37	31	68	3	* TEN 14	Touchdown
11	10:09	8:34	1:35	Punt	LA 8	3	9	-4	5	0	LA 13	Punt
12	7:22	3:25	3:57	Punt	LA 20	9	32	0	32	2	TEN 48	Punt
13	1:35	0:00	1:35	Downs	LA 44	3	8	0	8	0	LA 49	End of Game

(344) Average LA 26

## Tennessee Titans

#	Time Recd	Time Lost	Time Poss	How Ball Obtained	Drive Began	# Play	Yds Gain	Yds Pen	Net Yds	1st Down	Last Scrm	How Given Up
1	11:41	11:01	0:40	Downs	TEN 33	2	2	0	2	0	TEN 35	Interception
2	8:54	1:13	7:41	Kickoff	TEN 31	14	66	-4	62	5	* LA 7	Field Goal
3	7:52	5:24	2:28	Missed FG	TEN 26	5	15	15	30	1	LA 44	Punt
4	4:24	0:19	4:05	Kickoff	TEN 25	11	56	0	56	4	* LA 19	Field Goal
5	15:00	13:23	1:37	Kickoff	TEN 31	3	4	0	4	0	TEN 35	Punt
6	12:21	9:37	2:44	Punt	TEN 32	5	41	0	41	1	LA 27	Missed FG
7	6:40	4:23	2:17	Kickoff	LA 44	5	44	0	44	2	* LA 6	Touchdown
8	3:26	14:46	3:40	Punt	TEN 27	9	64	0	64	2	* LA 9	Field Goal
9	11:51	10:09	1:42	Kickoff	TEN 25	4	18	-10	8	1	TEN 33	Punt
10	8:34	7:22	1:12	Punt	TEN 31	4	19	0	19	1	50	Punt
11	3:25	1:35	1:50	Punt	TEN 20	8	37	0	37	2	LA 43	Downs

(337) Average TEN 31

### \* inside opponent's 20

#### Time of Possession by Quarter

Visitor	Home	1st	2nd	3rd	4th	OT	Total
Los Angeles Rams	Tennessee Titans	6:39	8:27	4:56	10:02		30:04
		8:21	6:33	10:04	4:58		29:56

#### Kickoff Drive No.-Start Average

Rams: 6 - LA 22      Titans: 5 - TEN 34



# RAMS VS. 49ERS BALL POSSESSION AND DRIVE CHART

## San Francisco 49ers

#	Time Recd	Time Lost	Time Poss	How Ball Obtained	Drive Began	# Play	Yds Gain	Yds Pen	Net Yds	1st Down	Last Scrm	How Given Up
1	15:00	12:08	2:52	Kickoff	SF 25	8	60	0	60	2	* LA 15	Field Goal
2	9:41	5:14	4:27	Punt	SF 18	8	82	0	82	5	* LA 8	Touchdown
3	4:14	3:24	0:50	Punt	SF 27	2	14	0	14	1	SF 41	Interception
4	1:11	14:43	1:28	Kickoff	SF 25	3	5	0	5	0	SF 30	Punt
5	9:52	5:00	4:52	Punt	SF 4	11	67	0	67	4	LA 29	Field Goal
6	2:13	1:13	1:00	Punt	SF 43	3	49	8	57	3	* LA 8	Touchdown
7	0:16	0:09	0:07	Fumble	SF 31	1	0	0	0	0	SF 31	Interception
8	13:31	10:53	2:38	Punt	SF 29	5	15	0	15	1	SF 44	Punt
9	8:45	6:12	2:33	Punt	SF 40	7	60	0	60	4	* LA 5	Touchdown
10	3:33	14:54	3:39	Fumble	SF 47	7	53	0	53	3	* LA 12	Touchdown
11	6:40	3:48	2:52	Kickoff	SF 25	7	53	5	58	2	LA 25	Fumble
12	1:51	0:00	1:51	Punt	SF 37	3	5	0	5	0	SF 43	End of Game

(351) Average SF 29

## Los Angeles Rams

#	Time Recd	Time Lost	Time Poss	How Ball Obtained	Drive Began	# Play	Yds Gain	Yds Pen	Net Yds	1st Down	Last Scrm	How Given Up
1	12:08	9:41	2:27	Kickoff	LA 25	3	9	-5	4	0	LA 29	Punt
2	5:14	4:14	1:00	Kickoff	LA 25	3	2	0	2	0	LA 27	Punt
3	3:24	1:11	2:13	Interception	SF 22	6	9	8	17	1	* SF 5	Field Goal
4	14:43	9:52	4:51	Punt	LA 25	9	18	5	23	2	LA 48	Punt
5	5:00	2:13	2:47	Kickoff	LA 25	5	-1	5	4	1	LA 29	Punt
6	1:13	0:16	0:57	Kickoff	LA 25	7	44	0	44	2	SF 25	Fumble
7	0:09	0:00	0:09	Interception	LA 47	2	50	0	50	1	* SF 3	Field Goal
8	15:00	13:31	1:29	Kickoff	LA 25	3	4	0	4	0	LA 29	Punt
9	10:53	8:45	2:08	Punt	LA 10	3	7	-3	4	0	LA 14	Punt
10	6:12	3:33	2:39	Kickoff	LA 25	6	41	-15	26	2	LA 45	Fumble
11	14:54	6:40	8:14	Kickoff	LA 28	15	67	5	72	6	* SF 8	Touchdown
12	3:48	1:51	1:57	Fumble	LA 16	3	1	0	1	0	LA 17	Punt

(354) Average LA 30

### \* inside opponent's 20

Time of Possession by Quarter		1st	2nd	3rd	4th	OT	Total
Visitor	San Francisco 49ers	9:20	6:16	8:44	4:49		29:09
Home	Los Angeles Rams	5:40	8:44	6:16	10:11		30:51
Kickoff Drive No.-Start Average		49ers: 3 - SF 25			Rams: 7 - LA 25		



# RAMS VS. FALCONS BALL POSSESSION AND DRIVE CHART

## Atlanta Falcons

#	Time Recd	Time Lost	Time Poss	How Ball Obtained	Drive Began	# Play	Yds Gain	Yds Pen	Net Yds	1st Down	Last Scrm	How Given Up
1	13:26	12:22	1:04	Punt	ATL 6	3	6	0	6	0	ATL 12	Punt
2	10:55	8:40	2:15	Punt	ATL 10	3	4	0	4	0	ATL 14	Punt
3	8:40	7:13	1:27	Muffed Punt	LA 17	4	6	0	6	0	* LA 11	Field Goal
4	5:35	1:23	4:12	Punt	ATL 10	9	57	0	57	3	LA 33	Field Goal
5	1:15	11:34	4:41	Fumble	LA 32	8	32	0	32	3	* LA 3	Touchdown
6	8:34	5:39	2:55	Punt	ATL 13	4	11	0	11	1	ATL 24	Punt
7	2:34	1:15	1:19	Kickoff	ATL 10	5	4	0	4	1	ATL 14	Punt
8	0:03	0:00	0:03	Kickoff	ATL 25	1	-1	0	-1	0	ATL 25	End of Half
9	15:00	6:45	8:15	Kickoff	ATL 17	16	71	5	76	5	* LA 7	Field Goal
10	5:11	0:19	4:52	Punt	ATL 19	10	45	0	45	3	LA 36	Field Goal
11	10:49	5:48	5:01	Kickoff	ATL 17	8	83	0	83	4	* LA 8	Touchdown
12	2:05	1:42	0:23	Downs	ATL 5	3	6	0	6	0	ATL 11	Punt
13	1:08	0:00	1:08	Downs	ATL 45	2	-2	0	-2	0	ATL 44	End of Game

(328) Average ATL 25

## Los Angeles Rams

#	Time Recd	Time Lost	Time Poss	How Ball Obtained	Drive Began	# Play	Yds Gain	Yds Pen	Net Yds	1st Down	Last Scrm	How Given Up
1	15:00	13:26	1:34	Kickoff	LA 25	3	3	0	3	0	LA 28	Punt
2	12:22	10:55	1:27	Punt	LA 46	3	3	0	3	0	LA 49	Punt
3	7:13	5:35	1:38	Kickoff	LA 32	4	8	5	13	1	LA 45	Punt
4	1:23	1:15	0:08	Kickoff		0	0	0	0	0		Fumble
5	11:34	8:34	3:00	Kickoff	LA 22	8	30	0	30	2	ATL 48	Punt
6	5:39	2:34	3:05	Punt	LA 21	7	64	15	79	4	* ATL 14	Touchdown
7	1:15	0:03	1:12	Punt	LA 16	6	61	6	67	3	* ATL 17	Field Goal
8	6:45	5:11	1:34	Kickoff	LA 26	6	28	0	28	1	ATL 46	Punt
9	0:19	10:49	4:30	Kickoff	LA 20	9	67	0	67	3	* ATL 13	Field Goal
10	5:48	2:05	3:43	Kickoff	LA 22	16	93	-20	73	5	* ATL 5	Downs
11	1:42	1:08	0:34	Punt	ATL 49	4	4	0	4	0	ATL 45	Downs

(281) Average LA 28

\* inside opponent's 20

### Time of Possession by Quarter

	1st	2nd	3rd	4th	OT	Total
Visitor Atlanta Falcons	10:13	7:43	13:07	6:32		37:35
Home Los Angeles Rams	4:47	7:17	1:53	8:28		22:25

### Kickoff Drive No.-Start Average

Falcons: 4 - ATL 17      Rams: 6 - LA 24



## 2017 RAMS KICKOFF ANALYSIS

Opponent	No.	No. in EZ	TB	Opp. Ret.	Ret. Yds.	Ret. Avg.	Squib	Out of Bounds	Onside Rec/Att
Indianapolis	9	9	9	0	0	0.0	0	0	0/0
Washington	5	4	4	1	16	16.0	1	0	0/0
at San Francisco	7	6	4	3	56	18.7	0	1	0/0
at Dallas	9	9	6	3	78	26.0	0	0	0/0
Seattle	3	2	2	1	13	13.0	0	0	0/0
at Jacksonville	6	6	6	0	0	0.0	0	0	0/0
Arizona	7	7	5	2	46	23.0	0	0	0/0
at NY Giants	10	9	8	2	51	25.5	0	0	0/0
Houston	8	8	8	0	0	0.0	0	0	0/0
at Minnesota	2	2	2	0	0	0.0	0	0	0/0
New Orleans	7	7	7	0	0	0.0	0	0	0/0
at Arizona	7	7	5	2	33	16.5	0	0	0/0
Philadelphia	6	6	6	0	0	0.0	0	0	0/0
at Seattle	8	3	1	6	118	19.7	0	1	0/0
at Tennessee	5	4	2	3	109	36.3	0	0	0/0
San Francisco	3	3	3	0	0	0.0	0	0	0/0
<b>TOTAL</b>	<b>102</b>	<b>92</b>	<b>78</b>	<b>23</b>	<b>520</b>	<b>22.6</b>	<b>1</b>	<b>2</b>	<b>0/0</b>

## 2017 RAMS POSTSEASON KICKOFF ANALYSIS

Opponent	No.	No. in EZ	TB	Opp. Ret.	Ret. Yds.	Ret. Avg.	Squib	Out of Bounds	Onside Rec/Att
Atlanta	4	2	1	3	32	10.7	0	0	0/0
<b>PLAYOFF TOTAL</b>	<b>4</b>	<b>2</b>	<b>1</b>	<b>3</b>	<b>32</b>	<b>10.7</b>	<b>0</b>	<b>0</b>	<b>0/0</b>



# 2017 LOS ANGELES RAMS TEAM RANKINGS

## NFL RANKINGS

## NFC RANKINGS

	NFL RANKINGS						NFC RANKINGS					
	Overall	OFFENSE		DEFENSE			Overall	OFFENSE		DEFENSE		
		Rush	Pass	Overall	Rush	Pass	Overall	Rush	Pass	Overall	Rush	Pass
Week 1	5	24	3	6	13	6	3	10	2	3	8	2
Week 2	11	23	8	6	13	6	12	30	3	5	16	2
Week 3	7	20	6	22	29	11	4	11	5	13	14	5
Week 4	5	15	5	27	30	13	3	8	4	14	16	5
Week 5	5	14	5	20	27	10	3	7	4	11	15	5
Week 6	8	13	10	24	29	13	6	7	7	12	16	6
Week 7	9	6	12	15	24	11	7	3	8	10	14	4
Week 8	9	6	13	15	25	9	7	4	9	8	14	3
Week 9	3	5	10	16	26	9	2	3	7	9	14	3
Week 10	3	5	6	14	24	9	2	4	5	8	14	4
Week 11	4	9	9	16	28	10	3	7	7	9	14	4
Week 12	4	9	6	16	27	9	3	7	3	9	14	3
Week 13	4	14	7	15	27	9	3	8	4	9	14	3
Week 14	8	14	9	18	28	11	4	8	5	10	15	6
Week 15	10	7	12	12	24	6	5	5	8	8	14	2
Week 16	7	7	8	16	24	6	3	5	4	10	13	2
Week 17	10	8	10	19	28	13	5	6	6	10	15	7

# 2017 LOS ANGELES RAMS TURNOVER BREAKDOWN

OPPONENT	TAKEAWAYS			GIVEAWAYS			MARGIN	RESULT
	FUMBLES	INT	TOTAL	FUMBLES	INT	TOTAL		
Indianapolis	1	2	3	1	0	1	+2	W, 46-9
Washington	0	0	0	1	1	2	-2	L, 27-20
at San Francisco	1	1	2	2	0	2	0	W, 41-39
at Dallas	1	1	2	0	0	0	+2	W, 35-30
Seattle	0	2	2	3	2	5	-3	L, 16-10
at Jacksonville	0	1	1	1	0	1	0	W, 27-17
Arizona	0	2	2	0	1	1	+1	W, 33-0
at NY Giants	2	1	3	0	0	0	+3	W, 51-17
Houston	2	2	4	0	0	0	+4	W, 33-7
at Minnesota	0	0	0	1	0	1	-1	L, 24-7
New Orleans	0	0	0	0	1	1	-1	W, 26-20
at Arizona	0	2	2	0	1	1	+1	W, 32-16
Philadelphia	0	1	1	2	0	2	-1	L, 43-35
at Seattle	2	0	2	0	1	1	+1	W, 42-7
at Tennessee	0	1	1	1	0	1	0	W, 27-23
San Francisco	1	2	3	2	0	2	+1	L, 34-13
<b>TOTALS</b>	<b>10</b>	<b>18</b>	<b>28</b>	<b>14</b>	<b>7</b>	<b>21</b>	<b>+7</b>	<b>11-5</b>

	TAKEAWAYS			POINTS OFF TAKEAWAYS		
	FUMBLES	INT	TOTAL	TDS	FGs	POINTS
<b>RAMS</b>	10	18	28	14	10	126
<b>OPPONENTS</b>	14	7	21	5	5	48



# 2017 LOS ANGELES RAMS HIGHS AND LOWS

<b>LOS ANGELES RAMS</b>	<b>HIGH</b>	<b>GAME</b>	<b>LOWS</b>	<b>GAME</b>
Points	51	at New York Giants	7	at Minnesota Vikings
Points in a Half	34	at Seattle Seahawks	0 (twice)	Last at Minnesota Vikings
First Downs	28	vs. Arizona Cardinals	12	at Jacksonville Jaguars
Rushing Attempts	40	vs. Arizona Cardinals	17 (twice)	Last vs. Philadelphia Eagles
Rushing Yards	244	at Seattle Seahawks	45	at Minnesota Vikings
Passing Attempts	47	vs. Seattle Seahawks	21	at Jacksonville Jaguars
Pass Completions	28	vs. New Orleans Saints	11	at Jacksonville Jaguars
Passing Yards	361	vs. Houston Texans	124	at Jacksonville Jaguars
Total Offensive Plays	80	vs. Arizona Cardinals	48	vs. Philadelphia Eagles
Total Net Yards	473	at New York Giants	249	at Jacksonville Jaguars
Time of Possession	39:01	vs. Arizona Cardinals	20:48	vs. Philadelphia Eagles
Interceptions Thrown	2	vs. Seattle Seahawks	0 (10x)	Last vs. San Francisco 49ers
Sacks Given Up	3 (x4)	Last vs New Orleans Saints	0 (twice)	Last at New York Giants
Penalties	10	vs. Houston Texans	3	at Seattle Seahawks
Yards Penalized	102	vs. Philadelphia Eagles	25	at Seattle Seahawks

<b>OPPONENTS</b>	<b>HIGH</b>	<b>GAME</b>	<b>LOWS</b>	<b>GAME</b>
Points	43	vs. Philadelphia Eagles	0	vs. Arizona Cardinals
Points in a Half	24 (twice)	Last vs. Philadelphia Eagles	0 (x3)	Last at Seattle Seahawks
First Downs	29	vs. Philadelphia Eagles	10 (twice)	last vs. Arizona Cardinals
Rushing Attempts	39	vs. Washington Redskins	12	vs. Arizona Cardinals
Rushing Yards	252	at Dallas Cowboys	25	vs. Arizona Cardinals
Passing Attempts	51	vs. Philadelphia Eagles	21	vs. Indianapolis Colts
Pass Completions	29	vs. Philadelphia Eagles	11	vs. Indianapolis Colts
Passing Yards	333	vs. Philadelphia Eagles	142	at Seattle Seahawks
Total Offensive Plays	91	vs. Philadelphia Eagles	49 (twice)	last vs. Arizona Cardinals
Total Net Yards	455	vs. Philadelphia Eagles	149	at Seattle Seahawks
Time of Possession	39:12	vs. Philadelphia Eagles	20:59	vs. Arizona Cardinals
Interceptions Thrown	2 (x6)	last vs San Francisco 49ers	0 (x4)	Last at Seattle Seahawks
Sacks Given Up	6	at Arizona Cardinals	0 (twice)	Last vs. San Francisco 49ers
Penalties	10 (x3)	last vs. Philadelphia Eagles	4 (x5)	Last vs San Francisco 49ers
Yards Penalized	112	vs. New Orleans Saints	20	vs. Indianapolis Colts

\* vs. Arizona Cardinals = Oct. 22 matchup in London

\* Weeks 16 and 17 defensive totals are according to press box stats



## 2017 LOS ANGELES RAMS BESTS

<b>RUSHING ATTEMPTS</b>	<b>NO.</b>	<b>OPPONENT</b>	<b>RECEIVING YARDS</b>	<b>YDS.</b>	<b>OPPONENT</b>
	43	at Seahawks		361	Texans
<b>RUSHING YARDS</b>	<b>YDS.</b>	<b>OPPONENT</b>	<b>LONGEST RECEPTION</b>	<b>YDS.</b>	<b>OPPONENT</b>
	244	at Seahawks		94	Texans
<b>YARDS PER CARRY (MIN. 10 ATT.)</b>	<b>YDS.</b>	<b>OPPONENT</b>	<b>FIELD GOALS</b>	<b>NO.</b>	<b>OPPONENT</b>
	5.7	at Seahawks		7	Cowboys
<b>LONGEST RUSH</b>	<b>YDS.</b>	<b>OPPONENT</b>	<b>LONGEST FIELD GOAL</b>	<b>YDS.</b>	<b>OPPONENT</b>
	57t	at Seahawks		56	Jaguars, at Cardinals
<b>PASS ATTEMPTS</b>	<b>NO.</b>	<b>OPPONENT</b>	<b>MOST KICKOFF RETURNS</b>	<b>NO.</b>	<b>OPPONENT</b>
	47	Seahawks		4	x3 last at Cardinals
<b>PASS COMPLETIONS</b>	<b>NO.</b>	<b>OPPONENT</b>	<b>LONGEST KICKOFF RETURN</b>	<b>YDS.</b>	<b>OPPONENT</b>
	28	Saints		103	Jaguars
<b>PASSING YARDS</b>	<b>YDS.</b>	<b>OPPONENT</b>	<b>MOST PUNT RETURNS</b>	<b>NO.</b>	<b>OPPONENT</b>
	361	Texans		7	at Seahawks
<b>RECEPTIONS</b>	<b>NO.</b>	<b>OPPONENT</b>	<b>LONGEST PUNT RETURN</b>	<b>YDS.</b>	<b>OPPONENT</b>
	28	Saints		53	at Seahawks

## 2017 OPPONENTS BESTS

<b>RUSHING ATTEMPTS</b>	<b>NO.</b>	<b>OPPONENT</b>	<b>RECEIVING YARDS</b>	<b>YDS.</b>	<b>OPPONENT</b>
	39	Redskins		333	Eagles
<b>RUSHING YARDS</b>	<b>YDS.</b>	<b>OPPONENT</b>	<b>LONGEST RECEPTION</b>	<b>YDS.</b>	<b>OPPONENT</b>
	229	Redskins		65	Vikings
<b>YARDS PER CARRY (MIN. 10 ATT.)</b>	<b>YDS.</b>	<b>OPPONENT</b>	<b>FIELD GOALS</b>	<b>NO.</b>	<b>OPPONENT</b>
	7.0	Cowboys		3	(3x) Most Recent at Titans
<b>LONGEST RUSH</b>	<b>YDS.</b>	<b>OPPONENT</b>	<b>LONGEST FIELD GOAL</b>	<b>YDS.</b>	<b>OPPONENT</b>
	75	Jaguars		54	at Cardinals
<b>PASS ATTEMPTS</b>	<b>NO.</b>	<b>OPPONENT</b>	<b>MOST KICKOFF RETURNS</b>	<b>NO.</b>	<b>OPPONENT</b>
	51	Eagles		6	at Seahawks
<b>PASS COMPLETIONS</b>	<b>NO.</b>	<b>OPPONENT</b>	<b>LONGEST KICKOFF RETURN</b>	<b>YDS.</b>	<b>OPPONENT</b>
	29	Eagles		32	at Seahawks
<b>PASSING YARDS</b>	<b>YDS.</b>	<b>OPPONENT</b>	<b>MOST PUNT RETURNS</b>	<b>NO.</b>	<b>OPPONENT</b>
	333	Eagles		3	Eagles, vs. 49ers
<b>RECEPTIONS</b>	<b>NO.</b>	<b>OPPONENT</b>	<b>LONGEST PUNT RETURN</b>	<b>YDS.</b>	<b>OPPONENT</b>
	29	Eagles		18	at Seahawks

\* vs. Cardinals = Oct. 22 matchup in London

\* at Seattle = Dec. 17 matchup at CenturyLink Field

\* vs. 49ers = Dec. 31 matchup at L.A. Memorial Coliseum



# THE LAST TIME POSTSEASON EDITION...

## TEAM TOTALS

### SHUTOUT

RAMS: 20-0, vs. Dallas (1/04/86)  
OPP: 24-0, at Chicago (1/12/86)

### 40 POINTS

RAMS: 45, vs. Green Bay (1/20/02)  
OPP: 47, at Atlanta (1/15/05)

### 50 POINTS

RAMS: Never Happened  
OPP: 51, at Washington (1/01/84)

### OVERTIME WIN

RAMS: 19-13, at N.Y. Giants (1/07/90)  
OPP: 29-23, vs. Carolina (1/10/04) double OT

### TWO-POINT ATTEMPT MADE

RAMS: Dane Looker pass from Marc Bulger, vs. Carolina (1/10/04)  
OPP: Leroy Hoard run, vs. Minnesota (1/16/00)

### TWO-POINT ATTEMPT FAILED

RAMS: Kurt Warner pass to Ernie Conwell failed, vs. Philadelphia (1/27/02)  
OPP: Jeff George pass to Andrew Glover failed, vs. Minnesota (1/16/00)

### SAFETY RECORDED

RAMS: C Tony Mayberry fumbles ball out of bounds in end zone, at Tampa Bay (1/23/00)  
OPP: Brady Smith sacked Marc Bulger in the end zone, at Atlanta (1/15/05)

## OFFENSIVE TOTALS

### 200 YARDS IN RUSHING OFFENSE

RAMS: 269, vs. Dallas (1/04/86)  
OPP: 327, at Atlanta (1/15/05)

### 300 YARDS IN RUSHING OFFENSE

RAMS: Never Happened  
OPP: 327, at Atlanta (1/15/05)

### 400 YARDS IN TOTAL OFFENSE

RAMS: 427, vs. New England (2/03/02)  
OPP: 413, at Seattle (1/08/05)

### 500 YARDS IN TOTAL OFFENSE

RAMS: Never Happened  
OPP: 528, at Dallas (12/28/80)

### 600 YARDS IN TOTAL OFFENSE

RAMS: Never Happened  
OPP: Never Happened

### 100 YARDS RUSHING

RAMS: 101, Todd Gurley II, vs. Atlanta (1/6/18)  
OPP: 142, Warrick Dunn, at Atlanta (1/15/05)  
119, Michael Vick, at Atlanta (1/15/05)

### 200 YARDS RUSHING

RAMS: 248, Eric Dickerson, vs. Dallas (1/04/86)  
OPP: Never Happened

### 300 YARDS PASSING

RAMS: 313, Marc Bulger, at Seattle (1/08/05)  
OPP: 341, Matt Hasselbeck, at Seattle (1/08/05)

### 400 YARDS PASSING

RAMS: 414, Kurt Warner, vs. Tennessee (1/30/00)  
OPP: 423, Jeff George, vs. Minnesota (1/16/00)





# THE LAST TIME POSTSEASON EDITION...

## OFFENSIVE TOTALS CONTINUED

### 100 YARDS RECEIVING

RAMS: 142, Robert Woods, vs. Atlanta (1/6/18)  
OPP: 128, Darrell Jackson, at Seattle (1/08/05)

### 200 YARDS RECEIVING

RAMS: Never Happened  
OPP: Never Happened

### 300 YARDS RECEIVING

RAMS: Never Happened  
OPP: Never Happened

### THREE TOUCHDOWNS IN A GAME

RAMS: Tom Fears (3 receiving), vs. San Chicago (12/17/50)  
OPP: Willie Jackson (3 receiving), at New Orleans (12/30/00)

### THREE RUSHING TOUCHDOWNS IN A GAME

RAMS: Never Happened  
OPP: John Riggins, at Washington (1/01/84)

### THREE RECEIVING TOUCHDOWNS IN A GAME

RAMS: Tom Fears, vs. Chicago (12/17/50)  
OPP: Willie Jackson, at New Orleans (12/30/00)

### THREE PASSING TOUCHDOWNS IN A GAME

RAMS: Kurt Warner, vs. Minnesota (1/16/00)  
OPP: Jeff George, vs. Minnesota (1/16/00)

### FOUR TOUCHDOWNS IN A GAME

RAMS: Never Happened  
OPP: Never Happened

### FOUR RUSHING TOUCHDOWNS IN A GAME

RAMS: Never Happened  
OPP: Never Happened

### FOUR RECEIVING TOUCHDOWNS IN A GAME

RAMS: Never Happened  
OPP: Never Happened

### FOUR PASSING TOUCHDOWNS IN A GAME

RAMS: Kurt Warner, vs. Minnesota (1/16/00)  
OPP: Jeff George, vs. Minnesota (1/16/00)

### FIVE PASSING TOUCHDOWNS IN A GAME

RAMS: Kurt Warner, vs. Minnesota (1/16/00)  
OPP: Never Happened

### TWO 100-YARD RECEIVERS, SAME GAME

RAMS: 108, Torry Holt at Seattle (1/08/05)  
107, Kevin Curtis  
OPP: 188, Randy Moss, vs. Minnesota (1/16/00)  
106, Chris Carter

### THREE 100-YARD RECEIVERS, SAME GAME

RAMS: Never Happened  
OPP: Never Happened



# THE LAST TIME POSTSEASON EDITION...

## OFFENSIVE TOTALS CONTINUED

### 100-YARD RUSHER, 100-YARD RECEIVER, SAME GAME

RAMS:	Todd Gurley II	101 rushing	vs. Atlanta (1/6/18)
	Robert Woods	142 receiving	
OPP:	John Riggins	119 rushing	at Washington (1/01/84)
	Charlie Brown	171 receiving	

### TWO 100-YARD RUSHERS, SAME GAME

RAMS:	Never Happened		
OPP:	142, Warrick Dunn, at Atlanta (1/15/05)		
	119, Michael Vick		

### 300-YARD PASSER, 100-YARD RECEIVER, SAME GAME

RAMS:	Marc Bulger	313 passing	at Seattle (1/08/05)
	Torry Holt	108 receiving	
	Kevin Curtis	107 receiving	
OPP:	Matt Hasselbeck	341 passing	at Seattle (1/08/05)
	Darrell Jackson	128 receiving	

### 300-YARD PASSER, 100-YARD RECEIVER, 100-YARD RUSHER, SAME GAME

RAMS:	Never Happened		
OPP:	Joe Theismann	302 passing	at Washington (1/01/84)
	Charlie Brown	171 receiving	
	John Riggins	119 rushing	

### 300-YARD PASSER, TWO 100-YARD RECEIVERS, SAME GAME

RAMS:	Marc Bulger	313 passing	at Seattle (1/08/05)
	Torry Holt	108 receiving	
	Kevin Curtis	107 receiving	
OPP:	Jeff George	423 passing	vs. Minnesota (1/01/00)
	Randy Moss	188 receiving	
	Chris Carter	106 receiving	

### 300-YARD PASSER, THREE 100-YARD RECEIVERS, SAME GAME

RAMS:	Never Happened		
OPP:	Never Happened		

### 300-YARD PASSER, 100-YARD RUSHER, TWO 100-YARD RECEIVERS, SAME GAME

RAMS:	Never Happened		
OPP:	Never Happened		

### 300-YARD PASSER, 100-YARD RUSHER, THREE 100-YARD RECEIVERS, SAME GAME

RAMS:	Never Happened		
OPP:	Never Happened		



# THE LAST TIME POSTSEASON EDITION...

## DEFENSIVE TOTALS

### SIX OR MORE TEAM SACKS IN A GAME

RAMS: 7, at Dallas (12/23/73)  
OPP: Never Happened

### THREE OR MORE INDIVIDUAL SACKS IN A GAME

RAMS: 3, Kevin Greene, at Minnesota (12/26/88)  
OPP: Never Happened

### TWO INTERCEPTIONS IN A GAME

RAMS: 2, Aeneas Williams, vs. Green Bay (1/20/02)  
2, Tommy Polley, vs. Green Bay (1/20/02)  
OPP: 2, Sammy Knight, at New Orleans (12/30/00)

### THREE INTERCEPTIONS IN A GAME

RAMS: Never Happened  
OPP: Never Happened

### INTERCEPTION RETURNED FOR A TOUCHDOWN

RAMS: 34, Tommy Polley, vs. Green Bay (1/20/02)  
32, Aeneas Williams, vs. Green Bay (1/20/02)  
29, Aeneas Williams, vs. Green Bay (1/20/02)  
OPP: 47, Ty Law, vs. New England (2/03/02)

### FUMBLE RETURNED FOR A TOUCHDOWN

RAMS: Never Happened  
OPP: 0, Muhsin Muhammed, vs. Carolina (1/10/04)

## SPECIAL TEAMS TOTALS

### KICKOFF RETURNED FOR A TOUCHDOWN

RAMS: 95, Tony Horne, vs. Minnesota (1/16/00)  
OPP: Never Happened

### PUNT RETURNED FOR A TOUCHDOWN

RAMS: 56, Vitamin Smith, at Detroit (12/21/52)  
OPP: 68, Allen Rossum, at Atlanta (1/15/05)

### PUNT BLOCKED

RAMS: Never Happened  
OPP: Glen Walker punt blocked by Vikings, vs. Minnesota (12/31/78)

### BLOCKED PUNT RETURNED FOR A TOUCHDOWN

RAMS: Never Happened  
OPP: Bob Waterfield punt blocked by Leo Skladany, vs. Philadelphia (12/18/49)

### BLOCKED FIELD GOAL ATTEMPT RETURNED FOR A TOUCHDOWN

RAMS: Never Happened  
OPP: Bobby Bryant, vs. Minnesota (12/26/76)  
90-yard return of Fred Cox attempt

### FOUR OR MORE FIELD GOALS

RAMS: 5, Jeff Wilkins, vs. Carolina (1/10/04)  
OPP: 4, Matt Bryant, vs. Atlanta (1/6/18)

### PAT ATTEMPT FAILED

RAMS: Frank Corral, at Dallas (12/28/80)  
OPP: Jim Bakken, at St. Louis (12/27/75)



# THE LAST TIME...

## TEAM TOTALS

### SHUTOUT

RAMS: 33-0, vs. Arizona (10/22/17)  
OPP: 27-0, at Pittsburgh (12/24/11)

### 40 POINTS

RAMS: 42, at Seattle (12/17/17)  
OPP: 43, vs. Philadelphia (12/10/17)

### 50 POINTS

RAMS: 51, at New York Giants (11/5/17)  
OPP: 54, at Kansas City (10/22/00)

### OVERTIME WIN

RAMS: 34-31, vs. Seattle (9/13/15)  
OPP: 19-16, at San Francisco (1/3/16)

### TWO-POINT ATTEMPT MADE

RAMS: Jared Cook pass from Nick Foles, vs. San Francisco (11/1/15)  
OPP: Colin Kaepernick run, vs. San Francisco (12/24/16)

### TWO-POINT ATTEMPT FAILED

RAMS: Case Keenum rush failed, at Tampa Bay (9/25/16)  
OPP: Nick Foles run failed, vs. Philadelphia (12/10/17)

### SAFETY RECORDED

RAMS: Russell Wilson's pass was ruled as intentional grounding in the end zone, at Seattle (12/17/17)  
OPP: John Abraham sacked Kellen Clemens in the end zone, at Arizona (12/8/13)

## OFFENSIVE TOTALS

### 200 YARDS IN RUSHING OFFENSE

RAMS: 244, at Seattle (12/17/17)  
OPP: 229, vs. Washington (9/17/17)

### 300 YARDS IN RUSHING OFFENSE

RAMS: 337, vs. Carolina (11/11/01)  
OPP: 352, at Philadelphia (10/5/14)

### 400 YARDS IN TOTAL OFFENSE

RAMS: 402, at Tennessee (12/24/17)  
OPP: 463, vs. San Francisco (12/31/17)

### 500 YARDS IN TOTAL OFFENSE

RAMS: 524, vs. San Diego (10/10/02)  
OPP: 555 at New Orleans (11/27/16)

### 600 YARDS IN TOTAL OFFENSE

RAMS: 614, vs. San Diego (10/1/00)  
OPP: Never Happened

### 100 YARDS RUSHING

RAMS: 118, Todd Gurley II, at Tennessee (12/24/17)  
OPP: 130, Leonard Fournette, at Jacksonville (10/16/17)

### 200 YARDS RUSHING

RAMS: 202, Marshall Faulk, at Carolina (12/23/01)  
OPP: 212, Adrian Peterson, vs. Minnesota (12/16/12)

### 300 YARDS PASSING

RAMS: 301, Jared Goff, at Tennessee (12/24/17)  
OPP: 332, Brian Hoyer, at San Francisco (9/21/17)

### 400 YARDS PASSING

RAMS: 442, Marc Bulger, at NY Giants (10/2/05)  
OPP: 405, Jameis Winston, at Tampa Bay (9/25/16)



# THE LAST TIME...

## OFFENSIVE TOTALS CONTINUED

### 100 YARDS RECEIVING

RAMS: 158, Todd Gurley II, at Tennessee (12/24/17)  
OPP: 100, George Kittle, vs. San Francisco (12/31/17)

### 200 YARDS RECEIVING

RAMS: 200, Torry Holt, at San Francisco (11/3/03)  
OPP: 204, Plaxico Burress, at NY Giants (10/2/05)

### 300 YARDS RECEIVING

RAMS: 336 (NFL RECORD), Willie "Flipper" Anderson, vs. New Orleans (11/26/89)  
OPP: Never Happened

### THREE TOUCHDOWNS IN A GAME

RAMS: Todd Gurley II (2 rushing, 1 receiving), at San Francisco (9/21/17)  
OPP: Maurice Jones-Drew (3 rushing), at Jacksonville (10/18/09)

### THREE RUSHING TOUCHDOWNS IN A GAME

RAMS: Todd Gurley II, at Seattle (12/17/17)  
OPP: Maurice Jones-Drew, at Jacksonville (10/18/09)

### THREE RECEIVING TOUCHDOWNS IN A GAME

RAMS: Torry Holt, vs. Seattle (10/15/06)  
OPP: Torrey Smith, vs. Baltimore (9/25/11)

### THREE PASSING TOUCHDOWNS IN A GAME

RAMS: Jared Goff, at Tennessee (12/24/17)  
OPP: Carson Palmer, vs. Arizona (1/1/17)

### FOUR TOUCHDOWNS IN A GAME

RAMS: Todd Gurley II (3 rushing, 1 receiving), at Seattle (12/17/17)  
OPP: Ron Moore (4 rushing), at Phoenix (12/4/93)

### FOUR RUSHING TOUCHDOWNS IN A GAME

RAMS: Marshall Faulk, vs. Minnesota (12/10/00)  
OPP: Ron Moore, at Phoenix (12/4/93)

### FOUR RECEIVING TOUCHDOWNS IN A GAME

RAMS: Isaac Bruce, vs. San Francisco (10/10/99)  
OPP: Mike Ditka, vs. Chicago (10/13/63)

### FOUR PASSING TOUCHDOWNS IN A GAME

RAMS: Jared Goff, at Tennessee (12/24/17)  
OPP: Carson Wentz, vs. Philadelphia (12/10/17)

### FIVE PASSING TOUCHDOWNS IN A GAME

RAMS: Kurt Warner, vs. San Francisco (10/10/99)  
OPP: Dan Marino, vs. Miami (12/14/86)

### TWO 100-YARD RECEIVERS, SAME GAME

RAMS: 108, Robert Woods at San Francisco (9/21/17)  
106, Sammy Watkins  
OPP: 132, Mike Evans, @ Tampa Bay (9/25/16)  
100, Adam Humphries

### THREE 100-YARD RECEIVERS, SAME GAME

RAMS: 167, Isaac Bruce at San Diego (10/1/00)  
114, Marshall Faulk  
104, Az-Zahir Hakim  
OPP: 106, DeSean Jackson at Philadelphia (9/7/08)  
104, Greg Lewis  
102, Hank Baskett



# THE LAST TIME...

## OFFENSIVE TOTALS CONTINUED

### 100-YARD RUSHER, 100-YARD RECEIVER, SAME GAME

RAMS:	Todd Gurley II	118 rushing	at Tennessee (12/24/17)
	Todd Gurley II	158 receiving	
OPP:	Mark Ingram	146 rushing	at New Orleans (11/27/16)
	Michael Thomas	108 receiving	

### TWO 100-YARD RUSHERS, SAME GAME

RAMS:	183, Marshall Faulk, vs. Carolina (11/11/01)
	145, Trung Candidate
OPP:	136, Clinton Portis, vs. Washington (12/4/05)
	118, Rock Cartwright

### 300-YARD PASSER, 100-YARD RECEIVER, SAME GAME

RAMS:	Jared Goff	301 passing	at Tennessee (12/24/17)
	Todd Gurley II	158 receiving	
OPP:	Brian Hoyer	332 passing	at San Francisco (9/21/17)
	Pierre Garcon	142 receiving	

### 300-YARD PASSER, 100-YARD RECEIVER, 100-YARD RUSHER, SAME GAME

RAMS:	Jared Goff	301 passing	at Tennessee (12/24/17)
	Todd Gurley II	158 receiving	
	Todd Gurley II	118 rushing	
OPP:	Drew Brees	310 passing	at New Orleans (11/27/16)
	Michael Thomas	108 receiving	
	Mark Ingram	146 rushing	

### 300-YARD PASSER, TWO 100-YARD RECEIVERS, SAME GAME

RAMS:	Marc Bulger	388 passing	vs. Washington (12/24/06)
	Isaac Bruce	148 receiving	
	Steven Jackson	102 receiving	
OPP:	Jameis Winston	405 passing	at Tampa Bay (9/25/16)
	Mike Evans	132 receiving	
	Adam Humphries	100 receiving	

### 300-YARD PASSER, THREE 100-YARD RECEIVERS, SAME GAME

RAMS:	Kurt Warner	390 passing	at San Diego (10/1/00)
	Isaac Bruce	167 receiving	
	Marshall Faulk	116 receiving	
	Az-Zahir Hakim	104 receiving	
OPP:	Donovan McNabb	361 passing	at Philadelphia (9/7/08)
	DeSean Jackson	106 receiving	
	Greg Lewis	104 receiving	
	Hank Baskett	102 receiving	

### 300-YARD PASSER, 100-YARD RUSHER, TWO 100-YARD RECEIVERS, SAME GAME

RAMS:	Marc Bulger	388 passing	vs. Washington (12/24/06)
	Steven Jackson	150 rushing	
	Isaac Bruce	148 receiving	
	Steven Jackson	102 receiving	
OPP:	Eli Manning	390 passing	vs. NY Giants (12/21/14)
	Odell Beckham Jr.	148 receiving	
	Rueben Randle	132 receiving	
	Andre Williams	110 rushing	

### 300-YARD PASSER, 100-YARD RUSHER, THREE 100-YARD RECEIVERS, SAME GAME

RAMS:	Kurt Warner	390 passing	at San Diego (10/1/00)
	Justin Watson	102 rushing	
	Isaac Bruce	167 receiving	
	Marshall Faulk	116 receiving	
	Az-Zahir Hakim	104 receiving	
OPP:	Never Happened		



# THE LAST TIME...

## DEFENSIVE TOTALS

### SIX OR MORE TEAM SACKS IN A GAME

RAMS: 7, at Seattle (12/17/17)  
OPP: 7, vs. Arizona (1/1/17)

### THREE OR MORE INDIVIDUAL SACKS IN A GAME

RAMS: 3, Aaron Donald, at Seattle (12/17/17)  
OPP: 3, Vic Beasley, vs. Atlanta (12/11/16)

### TWO INTERCEPTIONS IN A GAME

RAMS: 2, Kevin Peterson, vs. San Francisco (12/31/17)  
OPP: 2, Landon Collins, vs. New York Giants (10/23/16)  
2, Dominique Rodgers-Cromartie, vs. New York Giants (10/23/16)

### THREE INTERCEPTIONS IN A GAME

RAMS: 3, Keith Lyle, at Atlanta (12/15/96)  
OPP: 3, Ron Bolton, at Cleveland (11/27/77)

### INTERCEPTION RETURNED FOR A TOUCHDOWN

RAMS: 41, Alec Ogletree, at Arizona (12/3/17)  
OPP: 66, Justin Bethel, vs. Arizona (1/1/17)

### FUMBLE RETURNED FOR A TOUCHDOWN

RAMS: 77, Ethan Westbrooks, at Tampa Bay (9/25/16)  
OPP: 21, Vic Beasley, vs. Atlanta (12/11/16)

## SPECIAL TEAMS TOTALS

### KICKOFF RETURNED FOR A TOUCHDOWN

RAMS: 103, Pharoah Cooper, at Jacksonville (10/16/17)  
OPP: 99, Knile Davis, at Kansas City (10/26/14)

### PUNT RETURNED FOR A TOUCHDOWN

RAMS: 75, Tavon Austin, vs. Seattle (9/13/15)  
OPP: 57, Tyler Lockett, vs. Seattle (9/13/15)

### PUNT BLOCKED

RAMS: Mike Thomas (D. Jones), vs. Philadelphia (12/10/17)  
OPP: James Casey (Hekker), at Philadelphia (10/5/14)

### BLOCKED PUNT RETURNED FOR A TOUCHDOWN

RAMS: Blake Countess, vs. Philadelphia (12/10/17)  
16-yard return of Donnie Jones punt; Blocked by Mike Thomas  
OPP: Chris Maragos, at Philadelphia (10/5/14)  
10-yard return of Johnny Hekker punt; Blocked by James Casey

### FIELD GOAL ATTEMPT BLOCKED

RAMS: Michael Brockers (P. Dawson), at Arizona (12/3/17)  
OPP: Dontae Johnson (G. Zuerlein), at San Francisco (1/3/16)

### BLOCKED FIELD GOAL ATTEMPT RETURNED FOR A TOUCHDOWN

RAMS: LeRoy Irvin, vs. San Francisco (9/14/86)  
65-yard return of Ray Wersching 44-yard attempt; Blocked by Jerry Gray; Mike Wilcher recovered and lateraled to Irvin  
OPP: Kevin Ross, vs. Atlanta (10/12/95)  
83-yard return of Steve McLaughlin 28-yard attempt; Blocked by Roger Harper

### FOUR OR MORE FIELD GOALS

RAMS: 4, Greg Zuerlein, at Arizona (12/3/17)  
OPP: 4, Stephen Gostkowski, at New England (12/4/16)

### PAT BLOCKED

RAMS: Tyrunn Walker (P. Dawson), at Arizona (12/3/17)  
OPP: Lawrence Guy (G. Zuerlein), at Baltimore (11/22/15)

### PAT ATTEMPT FAILED

RAMS: Sam Ficken, at Tennessee (12/24/17)  
OPP: Phil Dawson, at Arizona (12/3/17)



# 2017 LOS ANGELES RAMS EXPLOSIVES

## PASSING EXPLOSIVE PLAYS (20+ YARDS)

### LOS ANGELES RAMS

YDS	RECEIVER	PASSER	QTR	DATE	TEAM
21	R. Woods	J. Goff	1	9/10/17	Colts
24	C. Kupp	J. Goff	2	9/10/17	Colts
39	G. Everett	J. Goff	2	9/10/17	Colts
24	S. Watkins	J. Goff	2	9/10/17	Colts
23	T. Gurley II	J. Goff	2	9/10/17	Colts
27	R. Woods	J. Goff	3	9/10/17	Colts
28	C. Kupp	J. Goff	4	9/10/17	Colts
69	G. Everett	J. Goff	2	9/17/17	Redskins
28	T. Gurley II	J. Goff	2	9/17/17	Redskins
28	S. Watkins	J. Goff	3	9/17/17	Redskins
24	G. Everett	J. Goff	3	9/17/17	Redskins
28	J. Reynolds	J. Hekker	4	9/17/17	Redskins
31	R. Woods	J. Goff	1	9/21/17	49ers
21	R. Woods	J. Goff	1	9/21/17	49ers
22	S. Watkins	J. Goff	2	9/21/17	49ers
47	S. Watkins	J. Goff	3	9/21/17	49ers
25	R. Woods	J. Goff	3	9/21/17	49ers
27	T. Gurley II	J. Goff	4	9/21/17	49ers
29	T. Higbee	J. Goff	1	10/1/17	Cowboys
53t	T. Gurley II	J. Goff	3	10/1/17	Cowboys
24	C. Kupp	J. Goff	4	10/1/17	Cowboys
22	T. Higbee	J. Goff	1	10/8/17	Seahawks
29	T. Higbee	J. Goff	4	10/8/17	Seahawks
35	T. Higbee	J. Goff	4	10/8/17	Seahawks
20	R. Woods	J. Goff	4	10/8/17	Seahawks
22	R. Woods	J. Goff	1	10/16/17	Jaguars
20	R. Woods	J. Goff	3	10/16/17	Jaguars
22	C. Kupp	J. Goff	4	10/16/17	Jaguars
35	T. Gurley II	J. Goff	2	10/22/17	Cardinals
44	G. Everett	J. Goff	1	11/5/17	Giants
52t	R. Woods	J. Goff	2	11/5/17	Giants
67t	S. Watkins	J. Goff	2	11/5/17	Giants
35	C. Kupp	J. Goff	3	11/5/17	Giants
44	T. Gurley II	J. Goff	3	11/5/17	Giants
43	T. Gurley II	J. Goff	2	11/12/17	Texans
94t	R. Woods	J. Goff	3	11/12/17	Texans
24	S. Watkins	J. Goff	3	11/12/17	Texans
30	R. Woods	J. Goff	4	11/12/17	Texans
23	C. Kupp	J. Goff	1	11/19/17	Vikings
23	R. Woods	J. Goff	2	11/19/17	Vikings
24	S. Watkins	J. Goff	1	11/26/17	Saints
31	T. Gurley II	J. Goff	2	11/26/17	Saints
53	C. Kupp	J. Goff	2	11/26/17	Saints
31	S. Watkins	J. Goff	2	11/26/17	Saints
22	S. Watkins	J. Goff	3	11/26/17	Saints
38	T. Higbee	J. Goff	3	11/26/17	Saints
25	C. Kupp	J. Goff	1	12/3/17	Cardinals
20	C. Kupp	J. Goff	1	12/3/17	Cardinals
23	T. Gurley II	J. Goff	2	12/3/17	Cardinals
33	T. Gurley II	J. Goff	4	12/3/17	Cardinals
25	C. Kupp	J. Goff	2	12/10/17	Eagles
20	T. Gurley II	J. Goff	3	12/10/17	Eagles
23	C. Kupp	J. Goff	3	12/10/17	Eagles
80t	T. Gurley II	J. Goff	2	12/24/17	Titans
26	P. Cooper	S. Mannion	2	12/31/17	49ers
50	M. Thomas	S. Mannion	2	12/31/17	49ers
25*	R. Woods	J. Goff	3	1/6/18	Falcons
24*	T. Higbee	J. Goff	4	1/6/18	Falcons
23*	S. Watkins	J. Goff	4	1/6/18	Falcons

### OPPONENTS

YDS	RECEIVER	PASSER	QTR	DATE	TEAM
21	J. Doyle	S. Tolzien	1	9/10/17	Colts
20	J. Doyle	S. Tolzien	1	9/10/17	Colts
21	M. Mack	S. Tolzien	1	9/10/17	Colts
32	T. Hilton	S. Tolzien	2	9/10/17	Colts
50	D. Moncrief	J. Brissett	4	9/10/17	Colts
21	J. Crowder	K. Cousins	1	9/17/17	Redskins
23	T. Pryor Sr.	K. Cousins	4	9/17/17	Redskins
30	P. Garcon	B. Hoyer	1	9/21/17	49ers
34	K. Juszczyk	B. Hoyer	2	9/21/17	49ers
50	M. Goodwin	B. Hoyer	3	9/21/17	49ers
59	P. Garcon	B. Hoyer	4	9/21/17	49ers
36	D. Bryant	D. Prescott	1	10/1/17	Cowboys
31	E. Elliott	D. Prescott	2	10/1/17	Cowboys
28t	J. Hanna	D. Prescott	4	10/1/17	Cowboys
21	J. McKissic	R. Wilson	3	10/8/17	Seahawks
22t	C. Ivory	B. Bortles	1	10/16/17	Jaguars
21	M. Lee	B. Bortles	2	10/16/17	Jaguars
20	M. Lee	B. Bortles	4	10/16/17	Jaguars
21	B. Koyack	B. Bortles	4	10/16/17	Jaguars
21	J. Brown	C. Palmer	1	10/22/17	Cardinals
25	K. Williams	D. Stanton	3	10/22/17	Cardinals
27	J. Nelson	D. Stanton	4	10/22/17	Cardinals
21	E. Engram	E. Manning	2	11/5/17	Giants
26	E. Engram	E. Manning	2	11/5/17	Giants
37	S. Shepard	E. Manning	4	11/5/17	Giants
26t	B. Ellington	T. Savage	2	11/12/17	Texans
32	D. Hopkins	T. Savage	3	11/12/17	Texans
36	D. Hopkins	T. Savage	4	11/12/17	Texans
28	K. Rudolph	C. Keenum	2	11/19/17	Vikings
23	J. Wright	C. Keenum	3	11/19/17	Vikings
25	A. Thielen	C. Keenum	3	11/19/17	Vikings
65t	A. Thielen	C. Keenum	4	11/19/17	Vikings
24	M. Thomas	D. Brees	1	11/26/17	Saints
21	A. Kamara	D. Brees	2	11/26/17	Saints
33	A. Kamara	D. Brees	3	11/26/17	Saints
25	T. Ginn Jr.	D. Brees	4	11/26/17	Saints
26	J. Nelson	B. Gabbert	2	12/3/17	Cardinals
20	L. Fitzgerald	B. Gabbert	3	12/3/17	Cardinals
27	R. Seals-Jones	B. Gabbert	4	12/3/17	Cardinals
28	C. Clement	C. Wentz	1	12/10/17	Eagles
20	T. Burton	C. Wentz	1	12/10/17	Eagles
46	T. Smith	C. Wentz	2	12/10/17	Eagles
24	T. Smith	C. Wentz	3	12/10/17	Eagles
26	J. McKissic	R. Wilson	2	12/17/17	Seahawks
26t	L. Wilson	R. Wilson	3	12/17/17	Seahawks
37	C. Davis	M. Mariotta	3	12/24/17	Titans
25	R. Matthews	M. Mariotta	3	12/24/17	Titans
25	E. Decker	M. Mariotta	3	12/24/17	Titans
23	R. Matthews	M. Mariotta	3	12/24/17	Titans
44	G. Kittle	J. Garoppolo	1	12/31/17	49ers
20	M. Goodwin	J. Garoppolo	1	12/31/17	49ers
35	G. Kittle	J. Garoppolo	2	12/31/17	49ers
28	G. Celek	J. Garoppolo	3	12/31/17	49ers
32	M. Brieda	J. Garoppolo	4	12/31/17	49ers
27*	J. Jones	M. Ryan	1	1/6/18	Falcons
52*	M. Sanu	M. Ryan	4	1/6/18	Falcons

\*NFC Wild Card matchup vs. Atlanta

\*NFC Wild Card matchup vs. Atlanta





# 2017 LOS ANGELES RAMS EXPLOSIVES

## RUSHING EXPLOSIVE PLAYS (20+ YARDS)

### LOS ANGELES RAMS

YDS	RUSHER	QTR	DATE	TEAM
29	T. Gurley II	4	9/21/17	49ers
20	T. Gurley II	4	9/21/17	49ers
27t	T. Austin	2	10/8/17	Seahawks
22	J. Goff	3	10/8/17	Seahawks
36	T. Gurley II	1	11/5/17	Giants
21	T. Austin	3	11/5/17	Giants
34	T. Gurley II	4	11/12/17	Texans
21	T. Gurley II	3	11/26/17	Saints
30	T. Gurley II	1	12/10/17	Eagles
23	T. Gurley II	1	12/10/17	Eagles
21	T. Gurley II	3	12/10/17	Eagles
57t	T. Gurley II	2	12/17/17	Seahawks
34	T. Gurley II	3	12/24/17	Titans
20	M. Brown	3	12/31/17	49ers
26*	T. Gurley II	2	1/6/18	Falcons
33*	T. Gurley II	4	1/6/18	Falcons

\*NFC Wild Card matchup vs. Atlanta

### OPPONENTS

YDS	RUSHER	QTR	DATE	TEAM
24	M. Mack	4	9/10/17	Colts
21	R. Kelley	1	9/17/17	Redskins
61t	C. Thompson	2	9/17/17	Redskins
20	C. Hyde	1	9/21/17	49ers
70	A. Morris	2	10/1/17	Cowboys
75t	L. Fournette	1	10/16/17	Jaguars
24	O. Darkwa	1	11/5/17	Giants
21	L. Miller	2	11/12/17	Texans
25	L. Murray	3	11/19/17	Vikings
34	L. Murray	4	11/19/17	Vikings
74t	A. Kamara	1	11/26/17	Saints
25	K. Williams	2	12/3/17	Cardinals
22*	D. Freeman	3	1/6/18	Falcons

\*NFC Wild Card matchup vs. Atlanta



# 2017 LOS ANGELES RAMS EXPLOSIVES

## PUNT RETURN EXPLOSIVES (20+ YARDS)

LOS ANGELES RAMS				
YDS	RETURNER	QTR	DATE	TEAM
20	P. Cooper	1	10/22/17	Cardinals
30	P. Cooper	3	11/5/17	Giants
27	P. Cooper	3	11/12/17	Texans
40	P. Cooper	3	11/26/17	Saints
30	P. Cooper	3	12/3/17	Cardinals
53	P. Cooper	1	12/17/17	Seahawks
26	P. Cooper	2	12/17/17	Seahawks
26	P. Cooper	2	12/17/17	Seahawks

OPPONENTS				
YDS	RETURNER	QTR	DATE	TEAM
32	T. Ginn Jr.	2	11/26/17	Saints

## KICKOFF RETURN EXPLOSIVES (25+ YARDS)

LOS ANGELES RAMS				
YDS	RETURNER	QTR	DATE	TEAM
35	P. Cooper	4	9/10/17	Colts
34	P. Cooper	2	9/17/17	Redskins
25	P. Cooper	4	9/17/17	Redskins
27	P. Cooper	2	9/21/17	49ers
28	P. Cooper	3	9/21/17	49ers
28	P. Cooper	4	9/21/17	49ers
66	P. Cooper	2	10/1/17	Cowboys
26	P. Cooper	3	10/1/17	Cowboys
31	P. Cooper	3	10/8/17	Seahawks
103t	P. Cooper	1	10/16/17	Jaguars
27	P. Cooper	2	11/12/17	Texans
34	P. Cooper	4	11/19/17	Vikings
26	P. Cooper	4	11/19/17	Vikings
40	P. Cooper	1	11/26/17	Saints
28	P. Cooper	1	11/26/17	Saints
25	P. Cooper	1	12/10/17	Eagles
30	P. Cooper	4	12/17/17	Seahawks
25	P. Cooper	1	12/24/17	Titans
28	P. Cooper	4	12/24/17	Titans
26*	P. Cooper	3	1/6/18	Falcons

OPPONENTS				
YDS	RETURNER	QTR	DATE	TEAM
28	R. Switzer	1	10/1/17	Cowboys
26	R. Switzer	4	10/1/17	Cowboys
25	K. Williams	4	10/22/17	Cardinals
33	S. Vereen	1	11/5/17	Giants
32	T. Lockett	3	12/17/17	Seahawks
31	A. Jackson	1	12/24/17	Titans
57	A. Jackson	3	12/24/17	Titans

\*NFC Wild Card matchup vs. Atlanta



# 2017 LOS ANGELES RAMS EXPLOSIVES

## FUMBLE RETURN EXPLOSIVES (20+ YARDS)

### LOS ANGELES RAMS

<u>YDS</u>	<u>RETURNER</u>	<u>QTR</u>	<u>DATE</u>	<u>TEAM</u>
-	-	-	-	-

### OPPONENTS

<u>YDS</u>	<u>RETURNER</u>	<u>QTR</u>	<u>DATE</u>	<u>TEAM</u>
-	-	-	-	-

## INTERCEPTION RETURN EXPLOSIVES (20+ YARDS)

### LOS ANGELES RAMS

<u>YDS</u>	<u>RETURNER</u>	<u>QTR</u>	<u>DATE</u>	<u>TEAM</u>
39t	T. Johnson	1	9/10/17	Colts
29t	L. Joyner	3	9/10/17	Colts
25	N. Robey-Coleman	1	9/21/17	49ers
69	J. Johnson III	2	10/8/17	Seahawks
31	N. Robey-Coleman	4	10/16/17	Jaguars
29	L. Joyner	2	10/22/17	Cardinals
46	L. Joyner	1	12/3/17	Cardinals
41t	A. Ogletree	1	12/3/17	Cardinals
38	K. Peterson	1	12/31/17	49ers

### OPPONENTS

<u>YDS</u>	<u>RETURNER</u>	<u>QTR</u>	<u>DATE</u>	<u>TEAM</u>
39	D. Bucannon	3	10/22/17	Cardinals



# 2017 LOS ANGELES RAMS WEEKLY LEADERS

GAME	SCORING	CARRIES	RUSHING YARDS	RECEIVING YARDS	TACKLES	SACKS	INTs	SP. TEAMS TACKLES
Indianapolis	G. Zuerlein, 14	T. Gurley, 19	T. Gurley, 40	C. Kupp, 76	M. Brockers, 6	Four players, 1.0	L. Joyner, 1 T. Johnson, 1	Three Players, 1
Washington	T. Gurley, 12	T. Gurley, 16	T. Gurley, 88	G. Everett, 95	A. Ogletree, 17	A. Ogletree, 1.0	N/A	Four Players, 1
at San Francisco	T. Gurley, 18	T. Gurley, 28	T. Gurley, 113	R. Woods, 108	A. Ogletree, 14	Four players, 1.0	N. Robey-Coleman, 1	Two Players, 2
at Dallas	G. Zuerlein, 23	T. Gurley, 23	T. Gurley, 121	T. Gurley, 94	A. Ogletree, 11	Two Players, 1.0	M. Barron, 1	Eight Players, 1
Seattle	T. Austin, 6	T. Gurley, 14	T. Gurley, 43	T. Higbee 98	M. Barron, 18	Three players, 1.0	J. Johnson III, 1 C. Davis, 1	S. Ebukam, 2
at Jacksonville	G. Zuerlein, 7	T. Gurley, 23	T. Gurley, 116	R. Woods, 70	M. Barron, 14	Five Players, 1.0	N. Robey-Coleman, 1	N/A
Arizona	G. Zuerlein, 15	T. Gurley, 22	T. Gurley, 106	R. Woods, 59	J. Johnson III, 6	Three Players, 1.0	M. Barron, 1 L. Joyner, 1	C. Littleton, 3
at NY Giants	G. Zuerlein, 15	T. Gurley, 16	T. Gurley, 59	R. Woods, 70	A. Ogletree, 10	Two Players, 1.0	T. Johnson, 1	Three Players, 1
Houston	G. Zuerlein, 15	T. Gurley, 11	T. Gurley, 68	R. Woods, 171	A. Ogletree, 8	Three Players, 1.0	M. Barron, 1 B. Countess, 1	J. Hekker, 1
at Minnesota	T. Gurley, 6	T. Gurley, 15	T. Gurley, 37	R. Woods, 81	A. Ogletree, 13	N/A	N/A	S. Ebukam, 1
New Orleans	G. Zuerlein, 14	T. Gurley, 17	T. Gurley, 74	C. Kupp, 116	A. Ogletree, 10	Three Players, 1.0	N/A	J. Hekker, 1
at Arizona	G. Zuerlein, 14	T. Gurley, 19	T. Gurley, 74	T. Gurley, 84	J. Johnson III, 8	A. Donald, 2.0	A. Ogletree, 1 L. Joyner, 1	Three players, 1
Philadelphia	T. Gurley, 12	T. Gurley, 13	T. Gurley, 96	C. Kupp, 118	J. Johnson III, 13	Three players, 1.0	K. Webster, 1	B. Countess, 1 C. Littleton, 1
at Seattle	T. Gurley, 24	T. Gurley, 21	T. Gurley, 152	R. Woods, 45	J. Johnson III, 6	A. Donald, 3.0	N/A	Three players, 2
at Tennessee	T. Gurley, 12	T. Gurley, 22	T. Gurley, 118	T. Gurley, 158	T. Hill, 9	C. Littleton, 1.0	C. Littleton, 1	Six Players, 1
San Francisco	S. Ficken, 7	M. Brown, 14	M. Brown, 54	M. Thomas, 75	C. Littleton, 8	N/A	K. Peterson, 2	Four Players, 1
*Atlanta	S. Ficken, 7	T. Gurley, 14	T. Gurley, 101	R. Woods, 142	L. Joyner, 11	R. Quinn, 1.0	N/A	C. Davis, 2

\* Atlanta denotes Wild Card game





**LOS ANGELES  
RAMS  
ALL-TIME  
POSTSEASON  
RECORDS**



# ALL-TIME PLAYOFF LEADERS



## RUSHING

	Years	G	Att.	Yds.	Avg.	Long	TD
McCutcheon, Lawrence	(1972-79)	11	173	687	4.0	26	2
Dickerson, Eric	(1983-87)	6	133	674	5.1	65	3
Faulk, Marshall	(1999-2006)	10	155	561	3.6	38	6
Bryant, Cullen	(1973-82, 87)	14	102	413	4.0	17	2
Bell, Greg	(1987-89)	4	71	322	4.5	54	1
Tyler, Wendell	(1977-82)	4	65	228	3.5	39	1
Cappelletti, John	(1974-78)	8	60	201	3.4	16	1
Towler, Dan	(1950-55)	5	45	166	3.7	17	2
Bertelsen, Jim	(1972-76)	5	32	136	4.3	13	0
Hoerner, Dick	(1947-51)	4	43	120	2.8	24	3
<b>NFL Record</b>							
Smith, Emmitt	(1990-2004)	17	349	1,586	4.5	65	19

## RECEIVING (Based on Receptions)

	Years	G	No.	Yds.	Avg.	Long	TD
Faulk, Marshall	(1999-2006)	10	49	509	10.4	52	2
Holt, Torry	(1999-2008)	10	47	630	13.4	52	4
Bruce, Isaac	(1994-2007)	9	44	759	17.3	77t	4
Fears, Tom	(1948-56)	6	28	572	20.4	73t	5
Ellard, Henry	(1983-93)	10	28	419	15.0	39	1
Jackson, Harold	(1973-77)	8	21	505	24.0	73	4
Hakim, Az-Zahir	(1998-2001)	7	21	284	13.5	38	0
Jessie, Ron	(1975-79)	6	20	314	15.7	41	1
Dennard, Preston	(1978-83)	8	18	314	17.4	35	3
McCutcheon, Lawrence	(1972-79)	11	17	152	8.9	17	0
<b>NFL Record</b>							
Rice, Jerry	(1985-2004)	28	151	2,245	14.9	73t	22

## RECEIVING (Based on Yards)

	Years	G	No.	Yds.	Avg.	Long	TD
Bruce, Isaac	(1994-2007)	9	44	759	17.3	77t	4
Holt, Torry	(1999-2008)	10	47	630	13.4	52	4
Fears, Tom	(1948-56)	6	28	572	20.4	73t	5
Faulk, Marshall	(1999-2006)	10	49	509	10.4	52	2
Jackson, Harold	(1973-77)	8	21	505	24.0	73	4
Ellard, Henry	(1983-93)	10	28	419	15.0	39	1
Jessie, Ron	(1975-79)	6	20	314	15.7	41	1
Dennard, Preston	(1978-83)	8	18	314	17.4	35	3
Hakim, Az-Zahir	(1998-2001)	7	21	284	13.5	38	0
Curtis, Kevin	(2003-2006)	2	11	235	21.4	57t	1
<b>NFL Record</b>							
Rice, Jerry	(1985-2004)	28	151	2,245	14.9	73t	22

## PASSING (Based on Yards)

	Years	G	Att.	Comp.	Pct.	Yds.	TD	Int.
Warner, Kurt	(1998-2003)	7	268	169	63.1	2,221	15	10
Ferragamo, Vince	(1977-80, 82-84)	7	188	92	48.9	1,227	5	11
Everett, Jim	(1986-93)	5	176	87	49.4	1,120	7	11
Waterfield, Bob	(1945-52)	7	124	63	50.8	965	6	11
Bulger, Marc	(2001-2004)	3	113	68	60.2	944	4	5
<b>NFL Record</b>								
Manning, Peyton	(1998-2015)	27	1,027	649	63.2	7,339	40	25

## YARDS FROM SCRIMMAGE

	Years	G	Rushing	Receiving	Total
Faulk, Marshall	(1999-2006)	10	561	509	1,070
McCutcheon, Lawrence	(1972-79)	11	687	152	839
Bruce, Isaac	(1994-2007)	9	1	759	760
Dickerson, Eric	(1983-87)	6	674	30	704
Holt, Torry	(1999-2008)	10	0	630	630
Fears, Tom	(1948-56)	6	16	572	588
Bryant, Cullen	(1973-82, 87)	14	413	139	552
Jackson, Harold	(1973-77)	8	0	505	505
Ellard, Henry	(1983-93)	10	2	419	421
Bell, Greg	(1987-87)	4	322	57	379
<b>NFL Record</b>					
Rice, Jerry	(1985-2004)	28	44	2,245	2,289



## SCORING

	Years	G	TD	PAT	FG	TOTAL
Wilkins, Jeff .....	(1997-2007)	10	0	26	17	77
Faulk, Marshall .....	(1999-2006)	10	8	1*	0	50
Lansford, Mike .....	(1982-90)	10	0	14	9	41
Fears, Tom .....	(1948-56)	.6	5	0	0	30
Corral, Frank .....	(1978-81)	6	0	9	7	30
Bruce, Isaac .....	(1994-2007)	9	4	0	0	24
Holt, Torry .....	(1999-2008)	10	4	0	0	24
Waterfield, Bob .....	(1945-52)	7	0	14	2	20
Jackson, Harold .....	(1973-77)	8	4	0	0	20
Hoerner, Dick .....	(1947-51)	4	3	0	0	18
Dennard, Preston .....	(1978-83)	.8	3	0	0	18
Dickerson, Eric .....	(1983-87)	6	3	0	0	18
<b>NFL Record</b>						
Vinatieri, Adam .....	(1996- )	27	0	66	56	213

## FIELD GOALS

	Years	G	Att.	Made	Pct.	Long
Lansford, Mike .....	(1982-90)	10	12	9	75.0	43
Wilkins, Jeff .....	(1997-2007)	10	23	17	73.9	55
Corral, Frank .....	(1978-81)	6	11	7	63.6	45
Ray, David .....	(1969-74)	4	7	4	57.1	40
<b>NFL Record (Min. 10 Field Goals)</b>						
Vinatieri, Adam .....	(1996- )	27	56	68	82.4	53

## PUNTING AVERAGE

	Years	G	No.	Avg.	Long	Blk.
Burke, Mike .....	(1974)	2	10	43.4	49	0
Baker, John .....	(2000-01)	4	17	43.0	53	0
Clark, Ken .....	(1979)	3	15	40.6	59	0
Horan, Mike .....	(1999)	3	9	40.9	48	0
Waterfield, Bob .....	(1946-52)	7	35	40.1	61	0
<b>NFL Record (Min. 25 Punts)</b>						
McAfee, Pat .....	(2009-2016)	7	26	46.4	68	0

## KICKOFF RETURN AVERAGE (Min. 10)

	Years	G	No.	Yds.	Avg.	Long	TD
Horne, Tony .....	(1999-2000)	4	14	336	24.0	95t	1
Bryant, Cullen .....	(1973-82, 87)	14	14	315	22.5	41	0
Brown, Ron .....	(1984-89, 91)	7	11	237	21.5	38	0
<b>NFL Record</b>							
Manning, Danieal .....	(2006-14)	9	12	429	35.8	94	0

## PUNT RETURNS (Min. 10)

	Years	G	No.	Yds.	Avg.	Long	TD
Hakim, Az-Zahir .....	(1999-2001)	4	12	149	12.4	65	0
Bryant, Cullen .....	(1973-82, 87)	14	11	97	8.8	19	0
Brown, Eddie .....	(1978-79)	5	10	88	8.8	37	0
Ellard, Henry .....	(1983-93)	10	11	94	8.5	23	0
<b>NFL Record</b>							
Rossum, Allen .....	(1998-2009)	6	10	239	23.9	68t	1

## INTERCEPTIONS

	Years	G	No.	Yds.	Avg.	Long	TD
*Simpson, Bill .....	(1974-78)	8	6	137	22.8	65t	1
Irvin, LeRoy .....	(1980-89)	11	4	149	37.3	94	0
Elmendorf, Dave .....	(1971-79)	11	3	15	5.0	10	0
Williams, Aeneas .....	(2001-04)	6	3	61	20.3	32t	2
Polley, Tommy .....	(2001-04)	6	3	72	24.0	37	1
Robertson, Isiah .....	(1971-78)	10	2	74	37.0	59t	1
Brown, Eddie .....	(1978-79)	5	2	27	13.5	21	0
Reynolds, Jack .....	(1970-80)	13	2	16	8.0	12	0
Jackson, Monte .....	(1975-77)	5	2	0	0.0	0	0
<b>NFL Record</b>							
Four Players .....			9				

\*Simpson shares NFL record of nine interceptions in postseason play with Ronnie Lott (San Francisco/Los Angeles Raiders) Ed Reed (Baltimore) and Charlie Waters (Dallas). Simpson had three interceptions with Buffalo.



# INDIVIDUAL PLAYOFF RECORDS



## SERVICE

### Most Games, Career

- 18 Jackie Slater, 1976-94
- 17 Jack Youngblood, 1971-84
- 16 Dennis Harrah, 1975-87

## SCORING

### POINTS

#### Most Points, Game

- 18 Tom Fears, vs. Chicago, 12/17/50
- 15 Jeff Wilkins, vs. Carolina, 1/10/04
- 12 Dick Hoerner, at Cleveland, 12/24/50
- Eric Dickerson, vs. Dallas, 1/4/84
- Willie Anderson, at New York Giants, 1/7/90
- Marshall Faulk, vs. Philadelphia, 1/27/02

#### Game, Opponent

- 18 Preston Pearson, vs. Dallas, 1/4/76
- John Riggins, at Washington, 1/1/84
- 16 Marlin (Pat) Harder, at Detroit, 12/21/52
- 15 Mark Moseley, at Washington, 1/1/84

### TOUCHDOWNS

#### Game

- 3 Tom Fears, vs. Chicago, 12/17/50 (3 p)
- 2 Dick Hoerner, at Cleveland, 12/24/50 (2 r)
- Eric Dickerson, vs. Dallas, 1/4/84 (2 r)
- Willie Anderson, at New York Giants, 1/7/90 (2 p)
- Marshall Faulk, vs. Philadelphia, 1/27/02 (2 r)

#### Game, Opponent

- 3 Preston Pearson, vs. Dallas, 1/4/76 (3 p)
- John Riggins, at Washington, 1/1/84 (3 r)
- Willie Jackson, at New Orleans, 12/30/00 (3 p)
- 2 Many times, last by Warrick Dunn, at Atlanta, 1/15/05 (2 r)

#### Most Consecutive Games Scoring Touchdown

- 3 Preston Dennard, 1980-83
- 2 Many times, last by Torry Holt, 2004

### POINTS AFTER TOUCHDOWNS

#### Most Attempted, Career

- 26 Jeff Wilkins, 1997-2007
- 15 Bob Waterfield, 1946-52
- 14 Mike Lansford, 1982-90

#### Most Attempted, Game

- 7 Jeff Wilkins, vs. Minnesota, 1/16/00
- 6 Jeff Wilkins, vs. Green Bay, 1/20/02
- 5 Tom Dempsey, vs. St. Louis, 12/27/75

#### Most Made, Career

- 26 Jeff Wilkins, 1997-2007
- 14 Bob Waterfield, 1946-52
- Mike Lansford, 1982-90
- 9 Tom Dempsey, 1975-76
- Frank Corral, 1978-91

#### Most Made, Game

- 7 Jeff Wilkins, vs. Minnesota, 1/16/00
- 6 Jeff Wilkins, vs. Green Bay, 1/20/02
- 5 Tom Dempsey, vs. St. Louis, 12/27/75

#### Most Made, Game, Opponent

- 6 Mark Moseley, at Washington, 1/1/84
- Jay Feely, at Atlanta 1/15/05
- 5 Lou Groza, vs. Cleveland, 12/26/55
- 4 Many times, last by Doug Brien, at New Orleans, 12/30/00

### Most Made, No Misses, Career

- 26 Jeff Wilkins, 1997-2007
- 14 Mike Lansford, 1982-90
- 9 Tom Dempsey, 1975-76

### TWO-POINT CONVERSIONS

#### Most Two-Point Conversions, Career

- 1 Dane Looker, 2002-08

#### Most Two-Point Conversions, Game

- 1 Dane Looker, vs. Carolina, 1/10/04

### FIELD GOALS

#### Most Attempted, Game

- 6 David Ray, at Dallas, 12/23/73
- Jeff Wilkins, vs. Carolina, 1/10/04
- 4 Jeff Wilkins, vs. Tennessee, 1/30/00 (SB XXXIV)
- Jeff Wilkins, vs. Philadelphia, 1/27/02
- 3 Frank Corral, at Tampa Bay, 1/6/80
- Bruce Gossett, at Minnesota, 12/27/69

#### Most Attempted, Opponent, Game

- 5 John Kasay, vs. Carolina, 1/10/04
- 4 Three times, last by Matt Bryant, vs. Atlanta 1/6/18
- 3 Many times, last by Al Del Greco, vs. Tennessee, 1/30/00 (SB XXXIV)

#### Most Made, Game

- 5 Jeff Wilkins, vs. Carolina, 1/10/04
- 3 David Ray, at Dallas, 12/23/73
- Frank Corral, at Tampa Bay, 1/6/80
- Jeff Wilkins, vs. Tennessee, 1/30/00 (SB XXXIV)
- Jeff Wilkins, vs. Philadelphia, 1/27/02
- 2 Many times, last by Sam Ficken, vs. Atlanta Falcons 1/6/18

#### Most Made, Opponent, Game

- 4 Twice, last by Matt Bryant, vs. Atlanta, 1/6/18
- 3 Many times, last by John Kasay, vs. Carolina, 1/10/04
- 2 Many times, last by Adam Vinatieri, vs. New England, 2/3/02 (SB XXXVI)

#### Most Consecutive Field Goals Made

- 5 Mike Lansford, 1983-86
- Jeff Wilkins, 2003
- 3 David Ray, 1973-74
- Frank Corral, 1980
- Mike Lansford, 1990
- Jeff Wilkins, 2001
- 2 By many, last by Sam Ficken, vs. Atlanta Falcons 1/6/18

#### Most Consecutive Games With A Made Field Goal

- 5 Jeff Wilkins, 2001-04
- 2 David Ray, 1973-74
- Frank Corral, 1980
- Mike Lansford, 1990
- Jeff Wilkins, 1999

#### Longest Field Goal

- 55 Jeff Wilkins, at Atlanta, 1/15/05
- 51 Jeff Wilkins, vs. Carolina, 1/10/04
- 50 Jeff Wilkins, vs. New England, 2/3/02 (SB XXXVI)

#### Longest Field Goal, Opponent

- 54 Matt Bryant, vs. Atlanta, 1/6/18
- 52 Lou Groza, vs. Cleveland, 12/23/51
- John Kasay, vs. Carolina, 1/10/04
- 48 Adam Vinatieri, vs. New England, 2/3/02 (SB XXXVI)





## SAFETIES

### Most, Game

- 1 Team, vs. Tampa Bay, 1/23/00
- Team, vs. Washington, 12/16/45

### Most, Opponent, Game

- 1 Carl Eller, at Minnesota, 12/27/69
- Jim Jensen, at Dallas, 12/19/76
- Randy White, at Dallas, 12/30/79
- Brady Smith, at Atlanta, 1/15/05

## RUSHING

### ATTEMPTS

#### Game

- 37 Lawrence McCutcheon, vs. St. Louis, 12/27/75
- 34 Eric Dickerson, vs. Dallas, 1/4/86
- 31 Marshall Faulk, vs. Philadelphia, 1/27/02

#### Opponent, Game

- 31 Steve Van Buren, vs. Philadelphia, 12/18/49
- Chuck Foreman, vs. Minnesota, 12/26/77
- 29 George Rogers, at Washington, 12/28/86
- 28 Eddie George, vs. Tennessee, 1/30/00 (SB XXXIV)

### YARDS GAINED

#### Game

- 248 Eric Dickerson, vs. Dallas, 1/4/86
- 202 Lawrence McCutcheon, vs. St. Louis, 12/27/75
- 159 Marshall Faulk, vs. Philadelphia, 1/27/02

#### Game, Opponent

- 204 Steve Van Buren, vs. Philadelphia, 12/18/79
- 160 Tony Dorsett, vs. Dallas, 12/28/80
- 142 Warrick Dunn, at Atlanta, 1/15/05

#### Longest Run

- 65 Eric Dickerson, at Washington, 12/28/86
- 55 Eric Dickerson, vs. Dallas, 1/4/86
- 54 Greg Bell, at Philadelphia, 12/31/89

#### Longest Run, Opponent

- 64 Stephen Davis, vs. Carolina, 1/10/04
- 62 Chuck Foreman, at Minnesota, 12/26/76
- Warrick Dunn, at Atlanta, 1/15/05
- 53 Tony Dorsett, vs. Dallas, 1/7/79

#### Most Games, 100 or More Yards

- 3 Lawrence McCutcheon, 1972-79
- Eric Dickerson, 1983-87
- 2 Cullen Bryant, 1973-82, 87
- 1 Jim Gillette, 1940, 1944-45
- Greg Bell, 1987-89
- Marshall Faulk, 1999-2006
- Todd Gurley II, 2017**

#### Most Consecutive Games, 100 or More Yards

- 2 Lawrence McCutcheon, 1976-77

### AVERAGE GAIN

#### Career (50 attempts)

- 5.07 Eric Dickerson, 1983-87
- 4.54 Greg Bell, 1987-89
- 4.05 Cullen Bryant, 1973-82, 87

#### Game (10 attempts)

- 7.29 Eric Dickerson, vs. Dallas, 1/4/86
- 7.21 Todd Gurley II vs. Atlanta, 1/6/18
- 6.38 Lawrence McCutcheon, vs. Minnesota, 12/26/77

### TOUCHDOWNS

#### Game

- 2 Dick Hoerner, at Cleveland, 12/24/50
- Eric Dickerson, vs. Dallas, 1/4/86
- Marshall Faulk, vs. Philadelphia, 1/27/02
- 1 Many times, last by Marshall Faulk, at Seattle, 1/8/05

### Game, Opponent

- 3 John Riggins, at Washington, 1/1/84
- 2 Many times, last by Warrick Dunn, at Atlanta, 1/15/05
- 1 Many times, last by Devonta Freeman, vs. Atlanta, 1/6/18

### Most Consecutive Games Rushing for Touchdown

- 2 Dick Hoerner, 1950-51
- Dan Towler, 1951-52
- Lawrence McCutcheon, 1976
- Eric Dickerson, 1984-85
- Marshall Faulk, 2003-04

## PASSING

### ATTEMPTS

#### Game

- 46 Marc Bulger, vs. Carolina, 1/10/04
- 45 Kurt Warner, vs. Tennessee, 1/30/00 (SB XXXIV)
- Jim Everett, at Minnesota, 12/26/88
- Jared Goff, vs. Atlanta, 1/6/18**
- 44 Jim Everett, at New York Giants, 1/7/90
- Kurt Warner, vs. New England, 2/3/02 (SB XXXVI)

#### Game, Opponent

- 53 Danny White, at Dallas, 12/26/83
- 50 Jeff George, vs. Minnesota, 1/16/00
- 44 Brett Favre, vs. Green Bay, 1/20/02

### COMPLETIONS

#### Game

- 28 Kurt Warner, vs. New England, 2/3/02 (SB XXXVI)
- 27 Kurt Warner, vs. Minnesota, 1/16/00
- Marc Bulger, vs. Carolina, 1/10/04
- 26 Kurt Warner, vs. Tampa Bay, 1/23/00

#### Game, Opponent

- 32 Danny White, at Dallas, 12/26/83
- 29 Jeff George, vs. Minnesota, 1/16/00
- 27 Matt Hasselbeck, at Seattle, 1/8/05

#### Consecutive Passes Completed

- 12 Kurt Warner, vs. Minnesota, 1/16/00
- 8 Roman Gabriel, at Minnesota, 12/27/69
- 7 Roman Gabriel, at Minnesota, 12/27/69
- Vince Ferragamo, at Tampa Bay, 1/6/80
- Marc Bulger, vs. Carolina, 1/10/04

### COMPLETION PERCENTAGE

#### Game (20 attempts)

- 84.4 Kurt Warner, vs. Minnesota, 1/16/00 (27 of 33)
- 68.8 Roman Gabriel, at Minnesota, 12/27/69 (22 of 32)
- 66.7 Bob Waterfield, vs. Chicago, 12/17/50 (14 of 21)
- Kurt Warner, vs. Philadelphia, 1/27/02 (22 of 33)

### YARDS GAINED

#### Game

- 414 Kurt Warner, vs. Tennessee, 1/30/00 (SB XXXIV)
- 391 Kurt Warner, vs. Minnesota, 1/16/00
- 365 Kurt Warner, at New Orleans, 12/30/00
- Kurt Warner, vs. New England, 2/3/02 (SB XXXVI)

#### Game, Opponent

- 424 Jeff George, vs. Minnesota, 1/16/00
- 341 Matt Hasselbeck, at Seattle, 1/8/05
- 330 Danny White, at Dallas, 12/26/83

#### Most Games, 300 or More Passing Yards, Career

- 4 Kurt Warner, 1998-2003
- 2 Marc Bulger, 2001-
- 1 Bob Waterfield, at Cleveland, 12/24/50
- Jim Everett, at Philadelphia, 1/7/90

#### Longest Pass Completion

- 82t Bob Waterfield (to Glenn Davis), at Cleveland, 12/24/50
- 77t Kurt Warner (to Isaac Bruce), vs. Minnesota, 1/16/00
- 73t Norm Van Brocklin (to Tom Fears), vs. Cleveland, 12/23/51
- 73 James Harris (to Harold Jackson), at Minnesota, 12/29/74
- 73t Kurt Warner (to Isaac Bruce), vs. Tennessee, 1/30/00 (SB XXXIV)



**Longest Pass Completion, Opponent**

- 83t Roger Staubach (to Drew Pearson), at Dallas, 12/23/78  
 73t Terry Bradshaw (to John Stallworth), vs. Pittsburgh, 1/20/80 (SB XIV)  
 69t Jake Delhomme (to Steve Smith), vs. Carolina, 1/10/04

**TOUCHDOWNS****Game**

- 5 Kurt Warner, vs. Minnesota, 1/16/00  
 3 Bob Waterfield, vs. Chicago, 12/27/50  
 Vince Ferragamo, at Dallas, 12/26/83  
 Kurt Warner, at New Orleans, 12/30/00  
 2 Many times, last by Marc Bulger, at Atlanta, 1/15/05

**Game, Opponent**

- 4 Otto Graham, at Cleveland, 12/24/50  
 Roger Staubach, vs. Dallas, 1/4/76  
 Jeff George, vs. Minnesota, 1/16/00  
 Aaron Brooks, at New Orleans, 12/30/00  
 3 Danny White, at Dallas, 12/28/80  
 2 Many times, last by Michael Vick, at Atlanta, 1/15/05

**Most Consecutive Games, Touchdown Pass**

- 7 Kurt Warner, 1998-2003  
 4 Jim Everett, 1986-90  
 3 Norm Van Brocklin, 1951-55  
 Pat Haden, 1976-78  
 Vince Ferragamo, 1980-84

**HAD INTERCEPTED****Game**

- 6 Norm Van Brocklin, vs. Cleveland, 12/26/55  
 4 Bob Waterfield, at Cleveland, 12/24/50  
 3 Many times, last by Marc Bulger, vs. Carolina, 1/10/04

**Game, Opponent**

- 6 Brett Favre, vs. Green Bay, 1/20/02  
 4 Bobby Layne, at Detroit, 12/21/52  
 3 Many times, last by Danny White, vs. Dallas, 1/4/86

**Most Consecutive Passes Attempted, None Intercepted**

- 72 Kurt Warner, 2001  
 63 Kurt Warner, 1999  
 55 Norm Van Brocklin, 1949-55

**Most Attempts, No Interceptions, Game**

- 45 Kurt Warner, vs. Tennessee, 1/30/00 (SB XXXIV)  
 34 Jim Everett, at Minnesota, 12/26/88  
 33 Kurt Warner, vs. Philadelphia, 1/27/02

**Most Attempts, No Interceptions, Opponent**

- 36 Steve McNair, vs. Tennessee, 1/30/00 (SB XXXIV)  
 35 Randall Cunningham, at Philadelphia, 12/31/89  
 31 Phil Simms, vs. New York Giants, 12/23/84

**TIMES SACKED****Game**

- 5 Roman Gabriel, at Green Bay, 12/23/67  
 John Hadl, at Dallas, 12/23/73  
 Ron Jaworski, vs. Dallas, 1/4/76  
 Marc Bulger, at Seattle, 1/8/05  
 4 Vince Ferragamo, vs. Pittsburgh, 1/20/80 (SB XIV)  
 Marc Bulger, at Atlanta, 1/15/05  
 3 **Many times, last by Jared Goff, vs. Atlanta, 1/6/18**

**Game, Opponent**

- 7 Roger Staubach, at Dallas, 12/23/73  
 5 Danny White, vs. Dallas, 1/4/86  
 Wade Wilson, at Minnesota, 12/26/88  
 Shaun King, vs. Tampa Bay, 1/23/00  
 4 Many times, last by Jeff George, vs. Minnesota, 1/16/00

**PASS RECEIVING****RECEPTIONS****Game**

- 9 Tom Fears, at Cleveland, 12/24/50  
 Marshall Faulk, vs. Carolina, 1/10/04  
**Robert Woods, vs. Atlanta, 1/6/18**  
 8 Henry Ellard, at New York Giants, 1/7/90  
 Isaac Bruce, vs. Philadelphia, 1/27/02  
**Cooper Kupp, vs. Atlanta, 1/6/18**  
 7 10 times, last by Kevin Curtis, at Atlanta, 1/15/05

**Game, Opponent**

- 12 Darrell Jackson, at Seattle, 1/8/05  
 11 Dante Lavelli, at Cleveland, 12/24/50  
 9 Tony Hill, at Dallas, 12/26/83  
 Keith Byars, at Philadelphia, 12/31/89  
 Randy Moss, vs. Minnesota, 1/16/00  
**Julio Jones, vs Atlanta, 1/6/18**

**Most Consecutive Games, Pass Reception**

- 10 Henry Ellard, 1983-93  
 Marshall Faulk, 1999-2006  
 Torry Holt, 1999-2008  
 9 Isaac Bruce, 1994-2007  
 8 Lawrence McCutcheon, 1973-77

**YARDS****Game**

- 198 Tom Fears, vs. Chicago, 12/17/50  
 162 Isaac Bruce, vs. Tennessee, 1/30/00 (SB XXXIV)  
 142 **Robert Woods, vs. Atlanta, 1/6/18**

**Game, Opponent**

- 188 Randy Moss, vs. Minnesota, 1/16/00  
 171 Charlie Brown, at Washington, 1/1/84  
 163 Steve Smith, vs. Carolina, 1/10/04

**Longest Pass Reception (All TDs unless noted)**

- 82t Glenn Davis, at Cleveland, 12/24/50  
 77t Isaac Bruce, vs. Minnesota, 1/16/00  
 73t Tom Fears, vs. Cleveland, 12/23/51  
 73 Harold Jackson, at Minnesota, 12/29/74 (no TD)  
 73t Isaac Bruce, vs. Tennessee, 1/30/00 (SB XXXIV)

**Longest Pass Reception, Opponent**

- 83t Drew Pearson, at Dallas, 12/23/73  
 73t John Stallworth, vs. Pittsburgh, 1/20/80 (SB XIV)  
 69t Steve Smith, vs. Carolina, 1/10/04

**Most Games, 100 or More Yards, Career**

- 4 Isaac Bruce, 1994-2007  
 3 Tom Fears, 1948-56  
 2 Harold Jackson, 1968, 73-77  
 Torry Holt, 1999-2008  
 Kevin Curtis, 2003-2006

**AVERAGE GAIN****Game (3 receptions)**

- 46.3 Tom Fears, vs. Cleveland, 12/23/51 (3-139)  
 46.3 Harold Jackson, at Minnesota, 12/29/74 (3-139)  
 33.3 Isaac Bruce, vs. Minnesota, 1/16/00 (4-133)

**Game, Opponent (3 receptions)**

- 40.3 John Stallworth, vs. Pittsburgh, 1/20/80, (SB XIV) (3-121)  
 31.7 Steve Bagarus, vs. Washington, 12/16/45 (3-95)  
 Dante Lavelli, vs. Cleveland, 12/26/55 (3-95)  
 28.5 Charlie Brown, at Washington, 1/1/84 (6-171)

**TOUCHDOWNS****Game**

- 3 Tom Fears, vs. Chicago, 12/17/50  
 2 Willie Anderson, at New York Giants, 1/7/90

**Game, Opponent**

- 3 Preston Pearson, vs. Dallas, 1/4/76  
 Willie Jackson, at New Orleans, 12/30/00  
 2 Dante Lavelli, at Cleveland, 12/24/50  
 Drew Pearson, at Dallas, 12/23/73  
 Art Monk, at Washington, 1/1/84  
 Randy Moss, vs. Minnesota, 1/16/00



**Most Consecutive Games, Touchdown**

2	Tom Fears, 1951-52
	Harold Jackson, 1974-75
	Harold Jackson, 1976-77
	Preston Dennard, 1983
	Isaac Bruce, 1999-2000
	Torry Holt, 2004

**RUSHING-RECEIVING****ATTEMPTS**

<b>Game</b>	
40	Lawrence McCutcheon, vs. St. Louis, 12/22/74 (ru 37, re 3)
35	Eric Dickerson, vs. Dallas, 1/4/86 (ru 34, re 1) Marshall Faulk, vs. Philadelphia, 1/27/02 (ru 31, re 4)
29	Wendell Tyler, at Tampa Bay, 1/6/80 (ru 28, re 1)

**YARDS**

<b>Game</b>	
244	Eric Dickerson, vs. Dallas, 1/4/86 (ru 248, re -4)
210	Lawrence McCutcheon, vs. St. Louis, 12/22/74 (ru 202, re 8)
172	Marshall Faulk vs. Philadelphia, 1/27/02 (ru 159, re 13)

**PUNTING****PUNTS**

<b>Game</b>	
11	Dale Hatcher, at Chicago, 1/12/86
9	Bob Waterfield, vs. Philadelphia, 12/18/49
7	Many times, last by Dale Hatcher, at San Francisco, 1/14/90

**Game, Opponent**

10	Maury Buford, at Chicago, 1/11/86
8	Neil Clabo, vs. Minnesota, 12/26/77 Tom Blanchard, at Tampa Bay, 1/6/80 Ken Walter, vs. New England, 2/3/02 (SB XXXVI)
7	Many times, last by Bucky Scribner, at Minnesota, 12/26/88

**Longest Punt**

<b>66</b>	<b>Johnny Hekker, vs. Atlanta, 1/6/18</b>
64	Dave Chapple, at Dallas, 12/23/73
63	Dale Hatcher, at Minnesota, 12/26/88

**Longest Punt, Opponent**

68	Horace Gillom, at Cleveland, 12/24/50
60	Matt Bosher, vs. Atlanta, 1/6/18
57	Neil Clabo, vs. Minnesota, 12/26/77

**AVERAGE GROSS YARDS****Game (4 punts)**

50.8	Norm Van Brocklin, at Cleveland, 12/24/50 (4-203)
48.2	Dale Hatcher, at Minnesota, 12/26/88 (5-241)
45.8	Kevin Stemke, at Atlanta, 1/15/05 (4-183)

**Game, Opponent (4 punts)**

51.6	Matt Bosher, vs. Atlanta, 1/6/18 (5-258)
47.6	Mitch Berger, vs. Minnesota, 1/16/00 (5-238)
46.9	Mike Saxon, vs. Dallas, 1/4/86 (7-328)

**HAD BLOCKED****Career**

3	Rusty Jackson, 1976
1	Bob Waterfield, 1946-52 Glen Walker, 1977

**Most Consecutive Punts, None Blocked**

44	Dale Hatcher, 1985-89, 91
18	Bob Waterfield, 1946-52
17	John Misko, 1982-84 John Baker, 2000-01

**INSIDE 20****Career**

14	Dale Hatcher, 1985-89, 91
6	John Baker, 2000-01
5	Bob Waterfield, 1946-52
<b>5</b>	<b>Johnny Hekker, 2017</b>

**Game**

<b>5</b>	<b>Johnny Hekker, vs. Atlanta, 1/6/18</b>
3	Five times, last by John Baker, vs. New England, 2/3/02 (SB XXXVI)
2	Many times, last by John Baker, vs. Green Bay, 1/20/02

**PUNT RETURNS****RETURNS****Game**

6	Eddie Brown, at Tampa Bay, 1/6/80
5	Jackie Wallace, vs. Minnesota, 12/31/78
4	Five times, last by Pharoah Cooper vs. Atlanta 1/6/18

**Game, Opponent**

6	George McAfee, vs. Chicago, 12/19/50
5	James Jones, at Dallas, 12/28/80
4	Many times, last by Karl Williams, vs. Tampa Bay, 1/23/00

**FAIR CATCHES****Career**

7	Dre' Bly, 1999-2002
3	Dave Elmendorf, 1971-79
2	Many times, last by Az-Zahir Hakim, 1998-2001

**Game**

3	Dre' Bly, vs. Philadelphia, 1/27/02
2	Tom Kalmanir, vs. Cleveland, 12/23/50 Verda (V.T.) Smith, vs. Cleveland, 12/23/50 Ed Meador, at Green Bay, 12/23/67 Dave Elmendorf, vs. St. Louis, 12/27/75 Dre' Bly, vs. Green Bay, 1/20/02 Dre' Bly, vs. New England, 2/3/02 (SB XXXVI)

**Game, Opponent**

3	Willie Wood, at Green Bay, 12/23/67 Nick Giaquinto, at Washington, 1/1/84 Gordon Banks, vs. Dallas, 1/4/86 Andre Roberts, vs. Atlanta, 1/6/18
2	Chad Morton, at New Orleans, 12/30/00

**YARDS GAINED****Career**

105	Az-Zahir Hakim, 1998-2001
97	Cullen Bryant, 1973-82, 87
94	Henry Ellard, 1983-93

**Game**

72	Az-Zahir Hakim, vs. Minnesota 1/16/00
71	Verda (V.T.) Smith, at Detroit, 12/21/52 Jackie Wallace, vs. Minnesota, 12/31/78
67	Eddie Brown, at Tampa Bay, 1/6/80

**Game, Opponent**

152	Allen Rossum, at Atlanta, 1/15/05
81	James Jones, at Dallas, 12/28/80
68	George McAfee, vs. Chicago, 12/19/50

**Longest Punt Return**

65	Az-Zahir Hakim, at New Orleans, 12/30/00
57t	Verda (V.T.) Smith, at Detroit, 12/21/52
37	Eddie Brown, at Tampa Bay, 1/6/60



**Longest Punt Return, Opponent**

68	Allen Rossum, at Atlanta, 1/15/05
48	Nick Giaquinto, at Washington, 1/1/84
45	Allen Rossum, at Atlanta, 1/15/05

**AVERAGE YARDAGE****Game (3 returns)**

19.7	Az-Zahir Hakim, at New Orleans, 12/30/00 (3-59)
18.0	Az-Zahir Hakim, vs. Minnesota, 1/16/00 (4-72)
14.2	Jackie Wallace, vs. Minnesota, 12/31/78 (5-71)

**Game, Opponent (3 returns)**

50.7	Allen Rossum, at Atlanta, 1/15/05 (3-152)
18.7	Nick Giaquinto, at Washington, 1/1/84 (3-56)
16.2	James Jones, at Dallas, 12/28/80 (5-81)

**TOUCHDOWNS****Game**

1	Verda (V.T.) Smith, at Detroit, 12/21/52
---	--

**Game, Opponent**

1	Allen Rossum, at Atlanta, 1/15/05
---	-----------------------------------

**KICKOFF RETURNS****RETURNS****Game**

7	Henry Ellard, at Washington, 1/1/84
6	Aveion Cason, at Atlanta, 1/15/05
	Pharoh Cooper, vs. Atlanta, 1/6/18
5	Many times, last by Aveion Cason, at Seattle, 1/8/05

**Game, Opponent**

7	Robert Tate, vs. Minnesota, 1/16/00
6	Brian Mitchell, vs. Philadelphia, 1/27/02
	Maurice Morris, at Seattle, 1/8/05
5	Ken Carpenter, vs. Cleveland, 12/23/51
	Larry Anderson, vs. Pittsburgh, 1/20/80 (SB XIV)
	Derrick Mason, vs. Tennessee 1/30/00 (SB XXXIV)
	Rod Smart, vs. Carolina, 1/10/04

**YARDS****Game**

174	Tony Horne, vs. Minnesota, 1/16/00
129	Woodley Lewis, at Detroit, 12/21/52
127	Woodley Lewis, vs. Cleveland, 12/26/55

**Game, Opponent**

162	Larry Anderson, vs. Pittsburgh, 1/20/80 (SB XIV)
151	Robert Tate, vs. Minnesota, 1/16/00
135	Ken Carpenter, vs. Cleveland, 12/23/51

**Longest Kickoff Return**

95t	Tony Horne, vs. Minnesota, 1/16/00
46	Robert Delpino, at San Francisco, 1/14/90
43	Woodley Lewis, vs. Cleveland, 12/26/55

**Longest Kickoff Return, Opponent**

67	Terry Metcalf, vs. St. Louis, 12/27/75
45	Larry Anderson, vs. Pittsburgh, 1/20/80
41	Brian Mitchell, vs. Philadelphia, 1/27/02

**AVERAGE YARDAGE****Game (3 returns)**

43.5	Tony Horne, vs. Minnesota, 1/16/00 (4-174)
31.8	Woodley Lewis, vs. Cleveland, 12/26/55 (4-127)
29.3	Ron Waller, vs. Cleveland, 12/26/55 (3-88)

**Game, Opponent**

35.0	Terry Metcalf, vs. St. Louis, 12/27/75 (3-105)
32.4	Larry Anderson, vs. Pittsburgh, 1/20/80 (5-162)
	(SB XIV)
28.3	Patrick Pass, vs. New England, 2/3/02 (SB XXXVI)

**TOUCHDOWNS****Game**

1	Tony Horne, vs. Minnesota, 1/16/00
---	------------------------------------

**Game, Opponent**

Never
-------

**INTERCEPTIONS BY****Game**

2	Bill Simpson, vs. Minnesota, 12/31/78
	Bill Simpson, vs. St. Louis, 12/27/75
	Tommy Polley, vs. Green Bay, 1/20/02
	Aeneas Williams, vs. Green Bay, 1/20/02

1	Many times, last by Travis Fisher, at Seattle, 1/8/05
---	---

**Game, Opponent**

2	Many times, last by Sammy Knight, at New Orleans, 12/30/00
---	--

1	Many times, last by Jason Webster, at Atlanta, 1/15/05
---	--

**Most Consecutive Games, Interception**

2	Jack Reynolds, 1973
	Bill Simpson, 1975-76
	Monte Jackson, 1976
	LeRoy Irvin, 1980-83
	Aeneas Williams, 2001

**YARDS GAINED****Game**

94	LeRoy Irvin, at Dallas, 12/26/83
83	Bill Simpson, vs. St. Louis, 12/27/75
59	Isiah Robertson, at Dallas, 12/23/73

**Game, Opponent**

72	Darrell Green, at Washington, 1/1/84
68	Thomas Henderson, vs. Dallas, 1/7/79
65	Don Paul, vs. Cleveland, 12/26/55

**Longest Return (All TDs unless noted)**

94	LeRoy Irvin, at Dallas, 12/26/83
65t	Bill Simpson, vs. St. Louis, 12/27/75
59t	Isiah Robertson, at Dallas, 12/23/73

**Longest Return, Opponent**

72t	Darrell Green, at Washington, 1/1/84
68t	Thomas Henderson, vs. Dallas, 1/7/79
65t	Don Paul, vs. Cleveland, 12/26/55

**FUMBLES****OPPONENTS FUMBLES RECOVERED****Career**

3	Fred Dryer, 1972-81
2	Chuck Lamson, 1965-67
	Dave Elmendorf, 1971-79
	Jack Youngblood, 1971-84

**Game**

2	Chuck Lamson, at Green Bay, 12/23/67
	Dave Elmendorf, at Minnesota, 12/29/74
	Leonard Little, vs. Philadelphia, 1/27/02

1	Many times, last by Pharoh Cooper and Blake Countess, vs. Atlanta, 1/6/18
---	---

**Game, Opponent**

2	Matt Blair, at Minnesota, 12/26/76
1	Many times, last by Travis Hall, at Atlanta, 1/15/05

**Longest Fumble Return**

22	Andy Robustelli, vs. Cleveland, 12/23/51
10	Jack Youngblood, at Minnesota, 12/26/76
9	Fred Dryer, vs. St. Louis, 12/27/75

**Longest Fumble Return, Opponent**

52t	Wilber Marshall, at Chicago, 1/11/86
21	Alvin Walton, at Washington, 12/28/86
19	Neal Olkewicz, at Washington, 12/28/86



**SACKS****TOTAL SACKS****Career**

8.5 Jack Youngblood, 1971-84  
 7 Kevin Greene, 1985-92  
 5 Leonard Little, 1998-

**Game**

3 Gary Jeter, vs. Dallas, 1/4/86  
 Kevin Greene, at Minnesota, 12/26/88  
 2.5 Jack Youngblood, at Dallas, 12/23/73  
 2 Leonard Little, vs. Philadelphia, 1/27/02  
 Brian Young, vs. Carolina, 1/10/04

**Game, Opponent**

3.5 Henry Jordan, at Green Bay, 12/23/67  
 2 Carl Eller, at Minnesota, 12/26/76  
 Lawrence Taylor, at New York Giants, 1/7/90  
 Chike Okeafor, at Seattle, 1/8/05

**BLOCKED KICKS****BLOCKED PUNTS****Game**

Never

**Game, Opponent**

2 Charlie Waters, at Dallas, 12/19/76  
 1 Leo Skladany, vs. Philadelphia, 12/18/49  
 Matt Blair, at Minnesota, 12/26/76  
 Scott Studwell, at Minnesota, 12/31/78

**BLOCKED FIELD GOALS****Game**

1 Todd Lyght, vs. Tennessee, 1/30/00 (SB XXXIV)

**Game, Opponent**

1 Bill Willis, vs. Cleveland, 12/23/51  
 1 Nate Allen, at Minnesota, 12/26/76



# TEAM PLAYOFF RECORDS



## SCORING

### Most Points

- 49 vs. Minnesota, 1/16/00 (Rams 49, Vikings 37)
- 45 vs. Green Bay, 1/20/02 (Rams 45, Packers 17)
- 35 vs. St. Louis, 12/27/75 (Rams 35, Cardinals 23)

### Most Points, Opponent

- 51 at Washington, 1/1/84 (Redskins 51, Rams 7)
- 47 at Atlanta, 1/15/05 (Falcons 47, Rams 17)
- 38 vs. Cleveland, 12/26/55 (Browns 38, Rams 14)

### Fewest Points

- 0 vs. Philadelphia, 12/18/49 (Eagles 14, Rams 0)
- vs. Dallas, 1/7/79 (Cowboys 28, Rams 0)
- at Chicago, 1/12/86 (Bears 24, Rams 0)
- 3 at San Francisco, 1/14/90 (49ers 30, Rams 3)
- 7 vs. Minnesota, 12/26/77 (Vikings 14, Rams 7)
- vs. Dallas, 1/4/76 (Cowboys 37, Rams 7)
- at Green Bay, 12/23/67 (Packers 28, Rams 7)
- at Washington, 1/1/84 (Redskins 51, Rams 7)

### Fewest Points, Opponent

- 0 at Tampa Bay, 1/6/80 (Rams 9, Buccaneers 0)
- vs. Dallas, 1/4/86 (Rams 20, Cowboys 0)
- 6 vs. Tampa Bay, 1/23/00 (Rams 11, Buccaneers 6)
- 7 at Philadelphia, 12/31/89 (Rams 21, Eagles 7)

### Most Decisive Win

- 28 vs. Green Bay, 1/20/02 (Rams 45, Packers 17)
- 24 vs. Minnesota, 12/31/78 (Rams 34, Vikings 10)
- 20 vs. Dallas, 1/4/86 (Rams 20, Cowboys 0)

### Most Decisive Loss

- 44 at Washington, 1/1/84 (Redskins 51, Rams 7)
- 30 vs. Dallas, 1/4/76 (Cowboys 37, Rams 7)
- at Atlanta, 1/15/05 (Falcons 47, Rams 17)
- 28 vs. Dallas, 1/7/79 (Cowboys 28, Rams 0)

### Most Points, Both Teams

- 86 vs. Minnesota, 1/16/00 (Rams 49, Vikings 37)
- 64 at Atlanta, 1/15/05 (Falcons 47, Rams 17)
- 62 vs. Green Bay, 1/20/02 (Rams 45, Packers 17)

## FIRST DOWNS

### Most First Downs

- 26 vs. St. Louis, 12/27/75
- at New York Giants, 1/7/90
- vs. New England, 2/3/02 (SB XXXVI)
- 25 vs. Minnesota, 12/31/78
- 23 vs. Tennessee, 1/30/00 (SB XXXIV)
- vs. Tampa Bay, 1/23/00
- vs. Minnesota, 1/16/00
- vs. Carolina, 1/10/04

### Most First Downs, Opponent

- 29 at Dallas, 12/28/80
- at San Francisco, 1/14/90
- 27 vs. Minnesota, 1/16/00
- vs. Tennessee, 1/30/00 (SB XXXIV)
- 24 vs. Dallas, 1/4/76
- at Dallas, 12/26/83
- vs. Carolina, 1/10/04
- at Seattle, 1/8/05

### Most First Downs, Both Teams

- 50 vs. Minnesota, 1/16/00 (Vikings 27, Rams 23)
- vs. Tennessee, 1/30/00 (SB XXXIV)
- (Titans 27, Rams 23)
- 48 vs. St. Louis, 12/27/75 (Cardinals 22, Rams 17)
- 47 vs. Carolina, 1/10/04 (Panthers 24, Rams 23)

### Fewest First Downs

- 7 vs. Philadelphia, 12/18/49
- 9 vs. Dallas, 1/4/76
- at Chicago, 1/12/86
- at San Francisco, 1/14/90
- 11 at Dallas, 12/23/73
- vs. Chicago, 12/17/50

### Fewest First Downs, Opponent

- 7 at Tampa Bay, 1/6/80
- 8 vs. Washington, 12/16/45
- 12 vs. Minnesota, 12/31/78
- vs. Tampa Bay, 1/23/00

### Fewest First Downs, Both Teams

- 22 vs. Washington, 12/16/45 (Rams 14, Redskins 8)
- at Chicago, 1/12/86 (Bears 13, Rams 9)
- 24 vs. Philadelphia, 12/18/49 (Rams 7, Eagles 17)
- 26 at Dallas, 12/23/73 (Rams 11, Cowboys 15)

### Most First Downs, Rushing

- 14 vs. St. Louis, 12/27/75
- at Minnesota, 12/26/76
- 13 vs. Minnesota, 12/31/78
- at Tampa Bay, 1/6/80
- 11 vs. Dallas, 1/4/86

### Most First Downs, Rushing, Opponent

- 19 at Dallas, 12/28/80
- 14 at Atlanta, 1/15/05
- 12 vs. Philadelphia, 12/18/49
- vs. Chicago, 12/17/50
- at San Francisco, 1/14/90
- vs. Tennessee, 1/30/00 (SB XXXIV)

### Fewest First Downs, Rushing

- 0 vs. Philadelphia, 12/18/49
- at San Francisco, 1/14/90
- 1 vs. Dallas, 1/4/76
- vs. Tennessee, 1/30/00 (SB XXXIV)
- at New Orleans, 12/30/00
- 2 at Green Bay, 12/23/67
- at Washington, 1/1/84

### Fewest First Downs, Rushing, Opponent

- 1 at New Orleans, 12/30/00
- 2 vs. Minnesota, 12/31/78
- 3 vs. Washington, 12/16/45
- vs. Dallas, 1/4/86

### Most First Downs, Passing

- 18 vs. Minnesota, 1/16/00
- vs. Tennessee, 1/30/00 (SB XXXIV)
- at Philadelphia, 12/31/89
- 17 vs. Carolina, 1/10/04
- 16 at New Orleans, 12/30/00
- vs. New England, 2/3/02 (SB XXXVI)

### Most First Downs, Passing, Opponent

- 20 vs. Minnesota, 1/16/00
- at Dallas, 12/26/83
- 16 vs. Cleveland, 12/23/51
- vs. St. Louis, 12/27/75
- at San Francisco, 1/14/90
- at Seattle, 1/8/05

### Fewest First Downs, Passing

- 3 at Dallas, 1/4/86
- at Chicago, 1/12/86
- 4 vs. Washington, 12/16/45
- 5 at Dallas, 12/23/73
- vs. New York Giants, 12/23/84



**Fewest First Downs, Passing, Opponent**

- 4 at Tampa Bay, 1/6/80  
vs. Washington, 12/16/45  
vs. Philadelphia, 12/18/49  
at Dallas, 12/23/73  
vs. Minnesota, 12/26/77  
at Atlanta, 1/15/05
- 5 at Washington, 12/28/86
- 7 at Minnesota, 12/29/74

**Most First Downs, Penalty**

- 4 vs. Tennessee, 1/30/00 (SB XXXIV)  
at Seattle, 1/8/05
- 3 at Dallas, 12/19/76  
at Dallas, 12/26/83  
vs. New England, 2/3/02 (SB XXXVI)
- 2 Many times, last vs. Minnesota, 1/16/00

**Most First Downs, Penalty, Opponent**

- 3 vs. New York Giants, 12/23/84
- 2 at Minnesota, 12/29/74  
at Dallas, 1/7/79  
at New Orleans, 12/30/00  
at Seattle, 1/8/05

**NET YARDS GAINED****Most Yards Gained**

- 448 at New York Giants, 1/7/90
- 440 vs. St. Louis, 12/27/75
- 436 vs. Tennessee, 1/30/00 (SB XXXIV)

**Most Yards Gained, Opponent**

- 528 at Dallas, 12/28/80
- 485 vs. Carolina, 1/10/04
- 476 vs. Minnesota, 1/16/00

**Most Yards Gained, Both Teams**

- 881 vs. Minnesota, 1/16/00 (Vikings 476, Rams 405)
- 865 vs. Carolina, 1/10/04 (Panthers, 485, Rams 380)
- 832 at Cleveland, 12/24/50 (Rams 418, Browns 414)

**Fewest Yards Gained**

- 118 vs. Dallas, 1/4/76
- 119 vs. Philadelphia, 12/18/49
- 130 at Chicago, 1/12/86

**Fewest Yards Gained, Opponent**

- 181 at Tampa Bay, 1/6/80
- 189 vs. Minnesota, 12/26/77
- 192 vs. New York Giants

**Fewest Yards Gained, Both Teams**

- 362 at Chicago, 1/12/86 (Bears 232, Rams 130)
- 406 vs. New York Giants, 12/23/84 (Giants 214, Rams 192)
- 456 vs. Minnesota, 12/26/77 (Rams 267, Vikings 189)

**RUSHING****ATTEMPTS****Most Rushing Attempts**

- 53 at Tampa Bay, 1/6/80
- 50 vs. St. Louis, 12/27/75
- 49 at Dallas, 12/19/76

**Most Rushing Attempts, Opponent**

- 61 vs. Philadelphia, 12/18/49
- 50 vs. Dallas, 1/4/76
- 49 vs. Minnesota, 12/26/77

**Fewest Rushing Attempts**

- 10 at San Francisco, 1/14/90
- 13 vs. Tennessee, 1/30/00 (SB XXXIV)
- 16 vs. Dallas, 1/4/76  
at Washington, 1/1/84  
at New Orleans, 12/30/00

**Fewest Rushing Attempts, Opponent**

- 16 vs. Minnesota, 12/31/78
- 18 vs. Dallas, 1/4/86
- 20 at Dallas, 12/26/83

**YARDS****Most Yards Gained Rushing**

- 269 vs. Dallas, 1/4/86
- 237 vs. St. Louis, 12/27/75
- 216 at Tampa Bay, 1/6/80

**Most Yards Gained Rushing, Opponents**

- 338 at Dallas, 12/28/80
- 327 at Atlanta, 1/15/05
- 274 vs. Philadelphia, 12/18/49

**Most Yards Gained Rushing, Both Teams**

- 430 at Dallas, 12/28/80 (Cowboys 338, Rams 92)
- 404 at Atlanta, 1/15/05 (Falcons 327, Rams 77)
- 351 at Minnesota, 12/26/76 (Rams 193, Vikings 158)

**Fewest Yards Gained Rushing**

- 21 vs. Philadelphia, 12/18/49
- 22 vs. Dallas, 1/4/76
- 26 at San Francisco, 1/14/90

**Fewest Yards Gained Rushing, Opponent**

- 35 vs. Washington, 12/16/45
- 36 vs. Minnesota, 12/31/78
- 40 vs. New York Giants, 12/23/84

**Fewest Yards Gained Rushing, Both Teams**

- 84 at New Orleans, 12/30/00 (Saints 50, Rams 34)
- 118 vs. Minnesota, 1/16/00 (Vikings 87, Rams 31)
- 128 vs. Tampa Bay, 1/23/00 (Buccaneers 77, Rams 51)

**PASSING****ATTEMPTS****Most Passes Attempted**

- 46 vs. Carolina, 1/10/04
- 45 vs. Tennessee, 1/30/00 (SB XXXIV)  
at Minnesota, 12/26/88  
vs. Atlanta, 1/6/18
- 44 at New York Giants, 1/7/90  
vs. New England, 2/3/02 (SB XXXVI)

**Most Passes Attempted, Opponent**

- 53 at Dallas, 12/26/83
- 50 vs. Minnesota, 1/16/00
- 44 vs. Green Bay, 1/20/02

**Most Passes Attempted, Both Teams**

- 84 at Dallas, 12/26/83 (Cowboys 53, Rams 31)
- 83 vs. Minnesota, 1/16/00 (Vikings 50, Rams 33)
- 81 vs. Tennessee, 1/30/00 (SB XXXIV) (Rams 45, Titans 36)

**Fewest Passes Attempted**

- 15 vs. New York Giants, 12/23/84
- 18 at Washington, 12/28/86
- 21 at Dallas, 12/30/79

**Fewest Passes Attempted, Opponent**

- 9 vs. Philadelphia, 12/18/49
- 10 vs. Minnesota, 12/26/77
- 16 at Dallas, 12/23/73

**Fewest Passes Attempted, Both Teams**

- 36 vs. Philadelphia, 12/18/49 (Rams 27, Eagles 9)
- 40 at Dallas, 12/23/73 (Rams 24, Cowboys 16)
- 42 vs. Minnesota, 12/26/77 (Rams 32, Vikings 10)

**COMPLETIONS****Most Passes Completed**

- 28 vs. New England, 2/3/02 (SB XXXVI)
- 27 vs. Minnesota, 1/16/00  
vs. Carolina, 1/10/04
- 25 vs. Tampa Bay, 1/23/00  
at New York Giants, 1/7/90



**Most Passes Completed, Opponent**

32 at Dallas, 12/26/83  
 29 vs. Minnesota, 1/16/00  
 27 at San Francisco, 1/14/90  
 at Seattle, 1/8/05

**Most Passes Completed, Both Teams**

56 vs. Minnesota, 1/16/00 (Vikings 29, Rams 27)  
 48 at Dallas, 12/26/83 (Cowboys 32, Rams 16)  
 46 vs. Tennessee, 1/30/00 (SB XXXIV)  
 (Rams 24, Titans 22)

**Fewest Passes Completed**

6 vs. Dallas, 1/4/86  
 7 at Dallas, 12/23/73  
 9 at Dallas, 12/30/79  
 at Minnesota, 12/26/76  
 at Washington, 12/28/86

**Fewest Passes Completed, Opponent**

5 vs. Philadelphia, 12/18/49  
 vs. Minnesota, 12/26/77  
 at Tampa Bay, 1/6/80  
 8 at Dallas, 12/23/73  
 9 vs. Washington, 12/16/45

**Fewest Passes Completed, Both Teams**

15 vs. Philadelphia, 12/18/49 (Rams 10, Eagles 5)  
 15 at Dallas, 12/23/73 (Cowboys 8, Rams 7)  
 17 at Tampa Bay, 1/6/80 (Rams 12, Buccaneers 5)

**YARDS****Most Yards Gained, Passing**

407 vs. Tennessee, 1/30/00 (SB XXXIV)  
 374 vs. Minnesota, 1/16/00  
 350 at New Orleans, 12/30/00

**Most Yards Gained, Passing, Opponent**

389 vs. Minnesota, 1/16/00  
 332 at Seattle, 1/8/05  
 315 at Washington, 1/1/84

**Most Yards Gained, Passing, Both Teams**

763 vs. Minnesota, 1/16/00 (Vikings 389, Rams 374)  
 626 at Seattle, 1/8/05 (Seahawks 332, Rams 294)  
 615 vs. Tennessee, 1/30/00 (SB XXXIV) (Rams 407,  
 Titans 208)

**Fewest Yards Gained, Passing**

47 vs. Dallas, 1/4/86  
 66 at Chicago, 1/12/86  
 96 vs. Dallas, 1/4/76

**Fewest Yards Gained, Passing, Opponent**

42 vs. Minnesota, 12/26/77  
 68 vs. Philadelphia, 12/18/49  
 70 at Atlanta, 1/15/05

**Fewest Yards Gained, Passing, Both Teams**

163 vs. Minnesota, 12/26/77 (Rams 118, Vikings 49)  
 166 vs. Philadelphia, 12/18/49 (Rams 98, Eagles 68)  
 185 at Chicago, 1/12/86 (Bears 144, Rams 41)

**SACKS****TOTAL SACKS****Most Sacks**

7 at Dallas, 12/23/73  
 5 vs. Cleveland, 12/23/51  
 vs. Dallas, 1/4/86  
 at Minnesota, 12/26/88  
 vs. Tampa Bay, 1/23/00  
 4 Many times, last vs. Minnesota, 1/16/00

**Most Sacks, Opponent**

5 at Green Bay, 12/23/67  
 at Dallas, 12/23/73

vs. Dallas, 1/4/76  
 at Seattle, 1/8/05  
 4 at Pittsburgh, 1/20/80  
 at Atlanta, 1/15/05  
 3 Many times, last vs. Atlanta, 1/6/18

**SACK YARDAGE****Most Sack Yardage**

52 vs. Chicago, 12/17/50  
 47 vs. Cleveland, 12/23/51  
 44 at Dallas, 12/23/73

**Most Sack Yardage, Opponent**

51 vs. Dallas, 1/4/76  
 44 at Green Bay, 12/23/67  
 42 vs. Pittsburgh, 1/20/80

**INTERCEPTIONS****TOTAL INTERCEPTIONS****Most Interceptions**

6 vs. Green Bay, 1/20/02  
 4 at Detroit, 12/21/52  
 3 Many times, last @ Dallas, 1/4/86

**Most Interceptions, Opponent**

7 vs. Cleveland, 12/26/55  
 5 at Cleveland, 12/24/50  
 5 vs. Dallas, 1/7/79

**YARDS****Most Yards**

161 vs. Green Bay, 1/20/02  
 130 vs. St. Louis, 12/27/75  
 111 at Dallas, 12/26/83

**Most Yards, Opponent**

123 vs. Dallas, 1/7/79  
 103 vs. Cleveland, 12/26/55  
 77 vs. New England, 2/3/02 (SB XXXVI)

**PUNTING****TOTAL PUNTS****Most Punts**

11 at Chicago, 1/12/86  
 10 vs. Chicago, 12/17/50  
 9 vs. Philadelphia, 12/18/49  
 at Dallas, 12/19/76

**Most Punts, Opponent**

9 at Philadelphia, 12/31/89  
 8 Many times, last vs. New England, 2/3/02 (SB XXXVI)  
 6 at New Orleans, 12/30/00

**Fewest Punts**

1 vs. Carolina, 1/10/04  
 2 vs. Tennessee, 1/30/00 (SB XXXIV)  
 3 at Minnesota, 12/27/69  
 at Washington, 12/28/86  
 vs. Minnesota, 1/16/00  
 vs. Philadelphia, 1/27/02  
 at Seattle, 1/8/05

**Fewest Punts, Opponent**

2 Many times, last at Atlanta, 1/15/05  
 3 Many times, last at Seattle, 1/8/05  
 4 Many times, last vs. Philadelphia, 1/27/02

**AVERAGE YARDAGE****Highest Average Distance (4 punts)**

50.8 at Cleveland, 12/24/50  
 48.2 at Minnesota, 12/26/88  
 45.8 at Atlanta, 1/15/05





**Highest Average Distance, Opponent (4 punts)**

51.6 vs. Atlanta, 1/6/18  
 47.6 vs. Minnesota, 1/16/00  
 46.9 vs. Dallas, 1/4/86

**PUNT RETURNS****TOTAL RETURNS****Most Punt Returns**

7 at Minnesota, 12/26/76  
 6 vs. Minnesota, 12/31/78  
 at Tampa Bay, 1/6/80  
 5 Five times, last vs. Minnesota, 12/26/88

**Most Punt Returns, Opponent**

7 vs. Chicago, 12/24/50  
 5 at Dallas, 12/28/80  
 4 vs. Dallas, 1/7/79  
 at Dallas, 12/19/76  
 vs. Dallas, 1/4/76  
 at Minnesota, 12/29/74  
 vs. Pittsburgh, 1/20/80 (SB XIV)

**YARDS GAINED****Most Yards, Punt Returns**

82 vs. Minnesota, 12/31/78  
 76 at Detroit, 12/21/52  
 72 vs. Minnesota, 1/16/00

**Most Yards, Punt Returns, Opponent**

152 at Atlanta, 1/15/05  
 82 vs. Chicago, 12/24/50  
 81 at Dallas, 12/28/80

**KICKOFF RETURNS****TOTAL RETURNS****Most Kickoff Returns**

10 at Washington, 1/1/84  
 8 vs. Dallas, 1/4/76  
 7 vs. Cleveland, 12/26/55  
 at Atlanta, 1/15/05

**Most Kickoff Returns, Opponent**

8 vs. Minnesota, 1/16/00  
 7 vs. St. Louis, 12/27/75  
 vs. Green Bay, 1/20/02  
 vs. Philadelphia, 1/27/02  
 6 at Minnesota, 12/27/69  
 vs. Minnesota, 12/31/78  
 vs. Carolina 1/10/04  
 at Seattle, 1/8/05  
 vs. Atlanta, 1/6/18

**YARDS GAINED****Most Yards, Kickoff Returns**

215 vs. Cleveland, 12/26/55  
 174 vs. Minnesota, 1/16/00  
 167 vs. Dallas, 1/4/76

**Most Yards, Kickoff Returns, Opponent**

188 vs. St. Louis, 12/27/75  
 174 vs. Minnesota, 1/16/00  
 162 vs. Pittsburgh, 1/20/80 (SB XIV)

**FUMBLES****TOTAL FUMBLES****Most Fumbles**

5 vs. St. Louis, 12/27/75  
 4 at Minnesota, 12/26/76  
 at Chicago, 1/12/86  
 at Washington, 12/28/86  
 3 Many times, last at New Orleans, 12/30/00

**Most Fumbles, Opponent**

6 at Philadelphia, 12/31/89  
 5 at Minnesota, 12/29/79  
 4 vs. Cleveland, 12/23/51  
 at New Orleans, 12/30/00

**FUMBLES LOST****Most Fumbles Lost**

4 at Washington, 12/28/86  
 3 at Minnesota, 12/29/74  
 vs. St. Louis, 12/27/75  
 2 Many times, last vs. Atlanta, 1/6/18

**Most Fumbles Lost, Opponent**

3 at Cleveland, 12/24/50  
 at Green Bay, 12/23/67  
 vs. Washington, 12/22/74  
 vs. Dallas, 1/4/86  
 2 Many times, last vs. Minnesota, 1/16/00

**PENALTIES****TOTAL FUMBLES****Most Penalties**

10 vs. New York Giants, 12/23/84  
 at Minnesota, 12/26/88  
 vs. Minnesota, 1/16/00  
 9 at New Orleans, 12/30/00  
 8 vs. Tennessee, 1/30/00 (Super Bowl XXXIV)  
 at Washington, 12/28/86  
 at Dallas, 12/19/76  
 vs. Chicago Bears, 12/17/50

**Most Penalties, Opponent**

13 vs. Carolina, 1/10/04  
 11 at Dallas, 12/28/80  
 10 vs. Dallas, 1/7/79  
 vs. Minnesota, 1/16/00

**Fewest Penalties**

1 at Philadelphia, 12/31/89  
 2 Many times, last @ San Francisco, 1/14/90  
 3 at Tampa Bay, 1/16/80  
 at Minnesota, 12/26/76  
 at Green Bay, 12/23/67

**Fewest Penalties, Opponent**

1 vs. Washington, 12/22/74  
 2 vs. Minnesota, 12/31/78  
 at Minnesota, 12/29/74  
 vs. Philadelphia, 1/27/02  
 3 vs. Green Bay, 1/20/02  
 vs. Tampa Bay, 1/23/00  
 at San Francisco, 1/14/90  
 at Cleveland, 12/24/50

**YARDS PENALIZED****Most Yards Penalized**

94 at Dallas, 12/19/76  
 78 at Washington, 12/28/86  
 75 vs. New York Giants, 12/23/84

**Most Yards Penalized, Opponent**

92 vs. Carolina, 1/10/04  
 85 vs. Dallas, 1/7/79  
 81 vs. New York Giants, 12/23/84

**Fewest Yards Penalized**

5 at Philadelphia, 12/31/89  
 10 at San Francisco, 1/14/90  
 26 vs. Pittsburgh, 1/20/80 (SB XIV)

**Fewest Yards Penalized, Opponent**

12 vs. Minnesota, 12/31/78  
 15 vs. Philadelphia, 1/27/02  
 20 at Minnesota, 12/29/74  
 vs. Green Bay, 1/20/02



# INDIVIDUAL SUPER BOWL RECORDS



## SCORING

### POINTS

#### Most Points, Game

- 9 Jeff Wilkins, vs. Tennessee, 1/30/00
- 6 Ron Smith, vs. Pittsburgh, 1/20/80
- Cullen Bryant, vs. Pittsburgh, 1/20/80
- Frank Corral, vs. Pittsburgh, 1/20/80
- Torry Holt, vs. Tennessee, 1/30/00
- Isaac Bruce, vs. Tennessee, 1/30/00
- Kurt Warner, vs. New England, 2/3/02
- Ricky Proehl, vs. New England, 2/3/02

#### Game, Opponent

- 12 Franco Harris, vs. Pittsburgh, 1/20/80
- Eddie George, vs. Tennessee, 1/30/00
- 6 Ty Law, vs. New England, 2/3/02
- David Patten, vs. New England, 2/3/02 00

### TOUCHDOWNS

#### Game

- 1 Ron Smith, vs. Pittsburgh, 1/20/80
- Cullen Bryant, vs. Pittsburgh, 1/20/80
- Torry Holt, vs. Tennessee, 1/30/00
- Isaac Bruce, vs. Tennessee, 1/30/00
- Kurt Warner, vs. New England, 2/3/02
- Ricky Proehl, vs. New England, 2/3/02

#### Game, Opponent

- 2 Franco Harris, vs. Pittsburgh, 1/20/80
- Eddie George, vs. Tennessee, 1/30/00
- 1 Ty Law, vs. New England, 2/3/02
- David Patten, vs. New England, 2/3/02

### POINTS AFTER TOUCHDOWNS

#### Most Attempted, Game

- 2 Jeff Wilkins, vs. Tennessee, 1/30/00
- Jeff Wilkins, vs. New England, 2/3/02
- 1 Frank Corral, vs. Pittsburgh, 1/20/80

#### Most Made, Game

- 2 Jeff Wilkins, vs. Tennessee, 1/30/00
- Jeff Wilkins, vs. New England, 2/3/02
- 1 Frank Corral, vs. Pittsburgh, 1/20/80

#### Made, Opponent

- 4 Matt Bahr, vs. Pittsburgh, 1/20/80
- 2 Adam Vinatieri, vs. New England, 2/3/02
- 1 Al Del Greco, vs. Tennessee, 1/30/00

### FIELD GOALS

#### Most Attempted, Game

- 4 Jeff Wilkins, vs. Tennessee, 1/30/00
- 2 Jeff Wilkins, vs. New England, 2/3/02
- Frank Corral vs. Pittsburgh, 1/20/80

#### Most Attempted, Opponent, Game

- 3 Al Del Greco, vs. Tennessee, 1/30/00
- 2 Adam Vinatieri, vs. New England, 2/3/02
- 1 Matt Bahr, vs. Pittsburgh, 1/20/80

#### Most Made, Game

- 3 Jeff Wilkins, vs. Tennessee, 1/30/00
- 2 Frank Corral, vs. Pittsburgh, 1/20/80
- 1 Jeff Wilkins, vs. New England, 2/3/02

#### Most Made, Opponent, Game

- 2 Adam Vinatieri, vs. New England, 2/3/02
- 1 Al Del Greco, vs. Tennessee, 1/30/00
- Matt Bahr, vs. Pittsburgh, 1/20/80

### Most Consecutive Field Goals Made

- 2 Jeff Wilkins, vs. Tennessee, 1/30/00
- Frank Corral, vs. Pittsburgh, 1/20/80

### Most Consecutive Games Made

- 2 Jeff Wilkins, vs. Tennessee, 1/30/00
- 1 Frank Corral, vs. Pittsburgh, 1/20/80

### Longest Field Goal

- 50 Jeff Wilkins, vs. New England, 2/3/02
- 45 Frank Corral, vs. Pittsburgh, 1/20/80
- 31 Frank Corral, vs. Pittsburgh, 1/20/80

### Longest Field Goal, Opponent

- 48 Adam Vinatieri, vs. New England, 2/3/02
- 43 Al Del Greco, vs. Tennessee, 1/30/00
- 41 Matt Bahr, vs. Pittsburgh, 1/20/80

## RUSHING

### ATTEMPTS

#### Game

- 17 Wendell Tyler, vs. Pittsburgh, 1/20/80
- Marshall Faulk, vs. New England, 2/3/02
- 10 Marshall Faulk, vs. Tennessee, 1/30/00
- 6 Cullen Bryant, vs. Pittsburgh, 1/20/80

#### Opponent, Game

- 28 Eddie George, vs. Tennessee, 1/30/00
- 20 Franco Harris, vs. Pittsburgh, 1/20/80
- 18 Antowain Smith, vs. New England, 2/3/02

### YARDS GAINED

#### Game

- 76 Marshall Faulk, vs. New England, 2/3/02
- 60 Wendell Tyler, vs. Pittsburgh, 1/20/80
- 30 Cullen Bryant, vs. Pittsburgh, 1/20/80

#### Game, Opponent

- 95 Eddie George, vs. Tennessee, 1/30/00
- 92 Antowain Smith, vs. New England, 2/3/02
- 64 Steve McNair, vs. Tennessee, 1/30/00

### Longest Run

- 39 Wendell Tyler, vs. Pittsburgh, 1/20/80
- 15 Marshall Faulk, vs. New England, 2/3/02
- 14 Cullen Bryant, vs. Pittsburgh, 1/20/80

### Longest Run, Opponent

- 23 Steve McNair, vs. Tennessee, 1/30/00
- 22 David Patten, vs. New England, 2/3/02
- 17 Antowain Smith, vs. New England, 2/3/02

### AVERAGE GAIN

#### Game (10 attempts)

- 3.50 Wendell Tyler, vs. Pittsburgh, 1/20/80
- 1.70 Marshall Faulk, vs. Tennessee, 1/30/00

### TOUCHDOWNS

#### Game

- 1 Cullen Bryant, vs. Pittsburgh, 1/20/80
- Kurt Warner, vs. New England, 2/3/02

#### Game, Opponent

- 2 Franco Harris, vs. Pittsburgh, 1/20/80
- Eddie George, vs. Tennessee, 1/30/00



## **PASSING**

### **ATTEMPTS**

<b>Game</b>	
45	Kurt Warner, vs. Tennessee, 1/30/00
44	Kurt Warner, vs. New England, 2/3/02
25	Vince Ferragamo, vs. Pittsburgh, 1/20/80
<b>Game, Opponent</b>	
36	Steve McNair, vs. Tennessee, 1/30/00
27	Tom Brady, vs. New England, 2/3/02
21	Terry Bradshaw, Pittsburgh, 1/20/80

### **COMPLETIONS**

<b>Game</b>	
28	Kurt Warner, vs. New England, 2/3/02
24	Kurt Warner, vs. Tennessee, 1/30/00
15	Vince Ferragamo, vs. Pittsburgh, 1/20/80
<b>Game, Opponent</b>	
22	Steve McNair, Tennessee, 1/30/00
16	Tom Brady, vs. New England, 2/3/02
14	Terry Bradshaw, Pittsburgh, 1/20/80

### **COMPLETION PERCENTAGE**

<b>Game (20 attempts)</b>	
63.6	Kurt Warner, vs. New England, 2/3/02 (28 of 44)
60.0	Vince Ferragamo, vs. Pittsburgh, 1/20/80 (15 of 25)
53.3	Kurt Warner, vs. Tennessee, 1/30/00 (24 of 45)
<b>Game, Opponent (20 attempts)</b>	
66.7	Terry Bradshaw, vs. Pittsburgh, 1/20/80 (14 of 21)
61.1	Steve McNair, vs. Tennessee, 1/30/00 (22 of 36)
59.3	Tom Brady, vs. New England, 2/3/02 (16 of 27)

### **YARDS GAINED**

<b>Game</b>	
414	Kurt Warner, vs. Tennessee, 1/30/00
365	Kurt Warner, vs. New England, 2/3/02
212	Vince Ferragamo, vs. Pittsburgh, 1/20/80
<b>Game, Opponent</b>	
309	Terry Bradshaw, Pittsburgh, 1/20/80
214	Steve McNair, Tennessee, 1/30/00
145	Tom Brady, vs. New England, 2/3/02
<b>Longest Pass Completion (All TDs unless noted)</b>	
73t	Kurt Warner (to Isaac Bruce), vs. Tennessee, 1/30/00
52	Kurt Warner (to Marshall Faulk), vs. Tennessee, 1/30/00
50	Vince Ferragamo (to Billy Waddy), vs. Pittsburgh, 1/20/80
<b>Longest Pass Completion, Opponent (All TDs unless noted)</b>	
73t	Terry Bradshaw, (to John Stallworth), Pittsburgh, 1/20/80
47t	Terry Bradshaw, (to Lynn Swann), Pittsburgh, 1/20/80
45	Terry Bradshaw (to John Stallworth), Pittsburgh, 1/20/80

### **TOUCHDOWNS**

<b>Game</b>	
2	Kurt Warner, vs. Tennessee, 1/30/00
1	Lawrence McCutcheon, vs. Pittsburgh, 1/20/80
1	Kurt Warner, vs. New England, 2/3/02
<b>Game, Opponent</b>	
2	Terry Bradshaw, vs. Pittsburgh, 1/20/80
1	Tom Brady, vs. New England, 2/3/02

## **HAD INTERCEPTED**

<b>Game</b>	
2	Kurt Warner, vs. New England, 2/3/02
1	Vince Ferragamo, vs. Pittsburgh, 1/20/80
<b>Game, Opponent</b>	
3	Terry Bradshaw, Pittsburgh, 1/20/80
<b>Most Attempts, No Interceptions, Game</b>	
45	Kurt Warner, vs. Tennessee, 1/30/00
<b>Most Attempts, No Interceptions, Opponent</b>	
36	Steve McNair, vs. Tennessee, 1/30/00
27	Tom Brady, vs. New England, 2/3/02

### **TIMES SACKED**

<b>Game</b>	
4	Vince Ferragamo, vs. Pittsburgh 1/20/80
3	Kurt Warner, vs. New England, 2/3/02
1	Kurt Warner, vs. Tennessee, 1/30/00
<b>Game, Opponent</b>	
1	Steve McNair, Tennessee, 1/30/00
	Tom Brady, vs. New England, 2/3/02
	Kevin Faulk, vs. New England, 2/3/02

## **PASS RECEIVING**

### **RECEPTIONS**

<b>Game</b>	
7	Torry Holt, vs. Tennessee, 1/30/00
6	Isaac Bruce, vs. Tennessee, 1/30/00
5	Marshall Faulk, vs. Tennessee, 1/30/00
	Isaac Bruce, vs. New England, 2/3/02
	Az-Zahir Hakim, vs. New England, 2/3/02
	Torry Holt, vs. New England, 2/3/02
<b>Game, Opponent</b>	
7	Jackie Harris, Tennessee, 1/30/00
6	Troy Brown, vs. New England, 2/3/02
5	Frank Wycheck, Tennessee, 1/30/00
	Lynn Swann, Pittsburgh, 1/20/80

### **YARDS**

<b>Game</b>	
162	Isaac Bruce, vs. Tennessee, 1/30/00
109	Torry Holt, vs. Tennessee, 1/30/00
90	Marshall Faulk, vs. Tennessee, 1/30/00
	Az-Zahir Hakim, vs. New England, 2/3/02
<b>Game, Opponent</b>	
121	Lance Stallworth, vs. Pittsburgh, 1/20/80
89	Troy Brown, vs. New England, 2/3/02
79	Lynn Swann, vs. Pittsburgh, 1/20/80
<b>Longest Pass Reception (All TDs unless noted)</b>	
73t	Isaac Bruce, vs. Tennessee, 1/30/00
52	Marshall Faulk, vs. Tennessee, 1/30/00
50	Billy Waddy, vs. Pittsburgh, 1/20/80
<b>Longest Pass Reception, Opponent</b>	
73t	John Stallworth, vs. Pittsburgh, 1/20/80
47t	Lynn Swann, vs. Pittsburgh, 1/20/80
45t	John Stallworth, vs. Pittsburgh, 1/20/80

### **AVERAGE GAIN**

<b>Game (3 receptions)</b>	
27.0	Isaac Bruce, vs. Tennessee, 1/30/00 (6-162)
23.7	Ricky Proehl, vs. New England, 2/3/02 (3-71)
18.0	Marshall Faulk, vs. Tennessee, 1/30/00 (5-90)
	Az-Zahir Hakim, vs. New England, 2/3/02 (5-90)



## **TOUCHDOWNS**

<b>Game</b>	
1	Ron Smith, vs. Pittsburgh, 1/20/80 Torry Holt, vs. Tennessee, 1/30/00 Isaac Bruce, vs. Tennessee, 1/30/00 Ricky Proehl, vs. New England, 2/3/02
<b>Game, Opponent</b>	
1	Lynn Swann, vs. Pittsburgh, 1/20/80 Lance Stallworth, vs. Pittsburgh, 1/20/80 David Patten, vs. New England, 2/3/02

## **RUSHING-RECEIVING**

### **ATTEMPTS**

<b>Game</b>	
21	Marshall Faulk, vs. New England, 2/3/02
20	Wendell Tyler, vs. Pittsburgh, 1/20/80
15	Marshall Faulk, vs. Tennessee, 1/30/00

### **YARDS**

<b>Game</b>	
130	Marshall Faulk, vs. New England, 2/3/02
117	Marshall Faulk, vs. Tennessee, 1/30/00
80	Wendell Tyler, vs. Pittsburgh, 1/20/80

## **PUNTING**

### **PUNTS**

<b>Game</b>	
5	Ken Clark, vs. Pittsburgh, 1/20/80
4	John Baker, vs. New England, 2/3/02
2	Mike Horan, vs. Tennessee, 1/30/00
<b>Game, Opponent</b>	
8	Ken Walter, vs. New England, 2/3/02
3	Craig Hentrich, Tennessee, 1/30/00
2	Craig Colquitt, Pittsburgh, 1/20/80
<b>Longest Punt</b>	
59	Ken Clark, vs. Pittsburgh, 1/20/80
49	John Baker, vs. New England, 2/3/02
47	Mike Horan, vs. Tennessee, 1/30/00
<b>Longest Punt, Opponent</b>	
53	Ken Walter, vs. New England, 2/3/02
50	Craig Colquitt, vs. Pittsburgh, 1/20/80
49	Craig Hentrich, vs. Tennessee, 1/30/00

### **AVERAGE GROSS YARDS**

<b>Game (3 punts)</b>	
44.0	Ken Clark, vs. Pittsburgh, 1/20/80 (5-220)
39.8	John Baker, vs. New England, 2/3/02 (4-159)
<b>Game, Opponent (3 punts)</b>	
43.1	Ken Walter, vs. New England, 2/3/02 (8-345)
43.0	Craig Hentrich, vs. Tennessee, 1/30/00

### **HAD BLOCKED**

<b>Most Consecutive Punts, None Blocked</b>	
5	Ken Clark, vs. Pittsburgh, 1/20/80
4	John Baker, vs. New England, 2/3/02
2	Mike Horan, vs. Tennessee, 1/30/80

### **INSIDE 20**

<b>Game</b>	
3	John Baker, vs. New England, 2/3/02

## **PUNT RETURNS**

### **RETURNS**

<b>Game</b>	
3	Dre' Bly, vs. New England, 2/3/02
2	Az-Zahir Hakim, vs. Tennessee, 1/30/00
1	Eddie Brown, vs. Pittsburgh, 1/20/80
<b>Game, Opponent</b>	
2	Theo Bell, vs. Pittsburgh, 1/20/80 Jim Smith, vs. Pittsburgh, 1/20/80
1	Derrick Mason, vs. Tennessee, 1/30/00 Troy Brown, vs. New England, 2/3/02

### **FAIR CATCHES**

<b>Game</b>	
2	Dre' Bly, vs. New England, 2/3/02
<b>Game, Opponent</b>	
1	Troy Brown, vs. New England, 2/3/02

### **YARDS GAINED**

<b>Game</b>	
8	Az-Zahir Hakim, vs. Tennessee, 1/30/00
6	Dre' Bly, vs. New England, 2/3/02
4	Eddie Brown, vs. Pittsburgh, 1/20/80
<b>Game, Opponent</b>	
17	Theo Bell, Pittsburgh, 1/20/80
14	Jim Smith, Pittsburgh, 1/20/80
4	Troy Brown, vs. New England, 2/3/02
<b>Longest Punt Return</b>	
10	Az-Zahir Hakim, vs. Tennessee, 1/30/00
7	Dre' Bly, vs. New England, 2/3/02
4	Eddie Brown, vs. Pittsburgh, 1/30/00
<b>Longest Punt Return, Opponent</b>	
11	Theo Bell, Pittsburgh, 1/20/80
7	Jim Smith, Pittsburgh, 1/20/80
4	Troy Brown, vs. New England, 2/3/02

### **AVERAGE YARDAGE**

<b>Game (2 returns)</b>	
4.0	Az-Zahir Hakim, vs. Tennessee, 1/30/00
2.0	Dre' Bly, vs. New England, 2/3/02
<b>Game, Opponent (3 returns)</b>	
8.5	Theo Bell, Pittsburgh, 1/20/80
7.0	Jim Smith, Pittsburgh, 1/20/80

## **KICKOFF RETURNS**

### **RETURNS**

<b>Game</b>	
4	Tony Horne, vs. Tennessee, 1/30/00
3	Eddie Hill, vs. Pittsburgh, 1/20/80 Yo Murphy, vs. New England, 2/3/02
<b>Game, Opponent</b>	
5	Derrick Mason, vs. Tennessee, 1/30/00 Larry Anderson, vs. Pittsburgh, 1/20/80
3	Patrick Pass, vs. New England, 2/3/02

### **YARDS**

<b>Game</b>	
81	Yo Murphy, vs. New England, 2/3/02
55	Tony Horne, vs. Tennessee, 1/30/00
47	Eddie Hill, vs. Pittsburgh, 1/20/80



**Game, Opponent**

162 Larry Anderson, vs. Pittsburgh, 1/20/80  
 122 Derrick Mason, vs. Tennessee, 1/30/00  
 85 Patrick Pass, vs. New England, 2/3/02

**Longest Kickoff Return**

38 Yo Murphy, vs. New England, 2/3/02  
 27 Eddie Hill, vs. Pittsburgh, 1/20/80  
 25 Tony Horne, vs. Tennessee, 1/30/00

**Longest Kickoff Return, Opponent**

45 Larry Anderson, vs. Pittsburgh, 1/20/80  
 35 Derrick Mason, vs. Tennessee, 1/30/00  
 Patrick Pass, vs. New England, 2/3/02

**AVERAGE YARDAGE****Game (3 returns)**

15.6 Eddie Hill, vs. Pittsburgh, 1/20/80 (3-47)  
 13.8 Tony Horne, vs. Tennessee, 1/30/00 (4-55)

**Game, Opponent**

32.4 Larry Anderson, vs. Pittsburgh, 1/20/80 (5-162)  
 24.4 Derrick Mason, vs. Tennessee, 1/30/00 (5-122)

**INTERCEPTIONS BY****Game**

1 Dave Elmendorf, vs. Pittsburgh, 1/20/80  
 Eddie Brown, vs. Pittsburgh, 1/20/80  
 Rod Perry, vs. Pittsburgh, 1/20/80

**Game, Opponent**

1 Jack Lambert, Pittsburgh, 1/20/80  
 Ty Law, vs. New England, 2/3/02  
 Otis Smith, vs. New England, 2/3/02

**YARDS GAINED****Game**

10 Dave Elmendorf, vs. Pittsburgh, 1/20/80  
 6 Eddie Brown, vs. Pittsburgh, 1/20/80

**Game, Opponent**

47 Ty Law, vs. New England, 2/3/02  
 30 Otis Smith, vs. New England, 2/3/02

16 Jack Lambert, vs. Pittsburgh, 1/20/80

**Longest Return**

10 Dave Elmendorf, vs. Pittsburgh, 1/20/80  
 6 Eddie Brown, vs. Pittsburgh, 1/20/80

**Longest Return, Opponent**

47t Ty Law, New England, 2/3/02  
 30 Otis Smith, New England, 2/3/02  
 16 Jack Lambert, vs. Pittsburgh, 1/20/80

**FUMBLES****OPPONENTS FUMBLES RECOVERED****Game, Opponent**

1 Terrell Buckley vs. New England, 2/3/02

**Longest Fumble Return**

None

**Longest Fumble Return, Opponent**

15 Terrell Buckley vs. New England, 2/3/02

**SACKS****TOTAL SACKS****Game**

1 Leonard Little, vs. New England, 2/3/02  
 Grant Wistrom, vs. New England, 2/3/02  
 Kevin Carter, vs. Tennessee, 1/30/00

**Game, Opponent**

1 Willie McGinest, vs. New England, 2/3/02  
 Richard Seymour, vs. New England, 2/3/02  
 Bobby Hamilton, vs. New England, 2/3/02  
 Jason Fisk, Tennessee, 1/30/00  
 J.T. Thomas, Pittsburgh, 1/20/80  
 Robin Cole, Pittsburgh, 1/20/80  
 Steve Furness, Pittsburgh, 1/20/80  
 John Banaszak, Pittsburgh, 1/20/80

**BLOCKED KICKS****BLOCKED FIELD GOALS****Game**

1 Todd Lyght, vs. Tennessee, 1/30/00



# TEAM SUPER BOWL RECORDS



## SCORING

### Most Points

- 23 vs. Tennessee, 1/30/00 (Rams 23, Titans 16)
- 19 vs. Pittsburgh, 1/20/80 (Steelers 31, Rams 19)
- 17 vs. New England, 2/3/02 (Patriots 20, Rams 17)

### Most Points, Opponent

- 31 vs. Pittsburgh, 1/20/80 (Steelers 31, Rams 19)
- 20 vs. New England, 2/3/02 (Patriots 20, Rams 17)
- 16 Tennessee, 1/30/00 (Rams 23, Titans 16)

### Fewest Points

- 17 vs. New England, 2/3/02 (Patriots 20, Rams 17)
- 19 vs. Pittsburgh, 1/20/80 (Steelers 31, Rams 19)
- 23 vs. Tennessee, 1/30/00 (Rams 23, Titans 16)

### Fewest Points, Opponent

- 16 vs. Tennessee, 1/30/00 (Rams, 23, Titans 16)
- 20 vs. New England, 2/3/02 (Patriots 20, Rams 17)
- 31 vs. Pittsburgh, 1/20/80 (Steelers 31, Rams 19)

### Most Decisive Win

- 7 vs. Tennessee, 1/30/00 (Rams 23, Titans 16)

### Most Decisive Loss

- 3 vs. New England, 2/3/02 (Patriots 20, Rams 17)
- 12 vs. Pittsburgh, 1/20/80 (Steelers 31, Rams 19)

### Most Points, Both Teams

- 50 vs. Pittsburgh, 1/20/80 (Steelers 31, Rams 19)
- 39 vs. Tennessee, 1/30/00 (Rams 23, Titans 16)
- 37 vs. New England, 2/3/02 (Patriots 20, Rams 17)

## FIRST DOWNS

### Most First Downs

- 26 vs. New England, 2/3/02
- 23 vs. Tennessee, 1/30/00
- 16 vs. Pittsburgh, 1/20/80

### Most First Downs, Opponent

- 27 vs. Tennessee, 1/30/00
- 19 vs. Pittsburgh, 1/20/80
- 15 vs. New England, 2/3/02

### Most First Downs, Both Teams

- 50 vs. Tennessee, 1/30/00
- 41 vs. New England, 2/3/02
- 35 vs. Pittsburgh, 1/20/80

### Fewest First Downs

- 16 vs. Pittsburgh, 1/20/80
- 23 vs. Tennessee, 1/30/00
- 26 vs. New England, 2/3/02

### Fewest First Downs, Opponent

- 27 Tennessee, 1/30/00
- 19 Pittsburgh, 1/20/80
- 15 vs. New England, 2/3/02

### Fewest First Downs, Both Teams

- 35 vs. Pittsburgh, 1/20/80
- 41 vs. New England, 2/3/02
- 50 vs. Tennessee, 1/30/00

### Most First Downs, Rushing

- 7 vs. New England, 2/3/02
- 6 vs. Pittsburgh, 1/20/00
- 1 vs. Tennessee, 1/30/00

### Most First Downs, Rushing, Opponent

- 12 vs. Tennessee, 1/30/00
- 8 vs. Pittsburgh, 1/20/80
- 6 vs. New England, 2/3/02

### Fewest First Downs, Rushing

- 1 vs. Tennessee, 1/30/00
- 6 vs. Pittsburgh, 1/20/80
- 7 vs. New England, 2/3/02

### Fewest First Downs, Rushing, Opponent

- 6 vs. New England, 2/3/02
- 8 vs. Pittsburgh, 1/20/80
- 12 vs. Tennessee, 1/30/00

### Most First Downs, Passing

- 18 vs. Tennessee, 1/30/00
- 16 vs. New England, 2/3/02
- 9 vs. Pittsburgh, 1/20/80

### Most First Downs, Passing, Opponent

- 13 vs. Tennessee, 1/30/00
- 10 vs. Pittsburgh, 1/20/80
- 8 vs. New England, 2/3/02

### Fewest First Downs, Passing

- 9 vs. Pittsburgh, 1/20/80
- 16 vs. New England, 2/3/02
- 18 vs. Tennessee, 1/30/00

### Fewest First Downs, Passing, Opponent

- 8 vs. New England, 2/3/02
- 10 vs. Pittsburgh, 1/20/80
- 13 vs. Tennessee, 1/30/00

### Most First Downs, Penalty

- 4 vs. Tennessee, 1/30/00
- 3 vs. New England, 2/3/02
- 1 vs. Pittsburgh, 1/20/80

### Most First Downs, Penalty, Opponent

- 2 vs. Tennessee, 1/30/00
- 1 vs. Pittsburgh, 1/20/80
- vs. New England, 2/3/02

## NET YARDS GAINED RUSHING-PASSING

### Most Yards Gained

- 436 vs. Tennessee, 1/30/00
- 427 vs. New England, 2/3/02
- 301 vs. Pittsburgh, 1/20/80

### Most Yards Gained, Opponent

- 393 vs. Pittsburgh, 1/20/80
- 367 vs. Tennessee, 1/30/00
- 267 vs. New England, 2/3/02

### Most Yards Gained, Both Teams

- 803 vs. Tennessee, 1/30/00 (Rams 436, Titans 367)
- 694 vs. Pittsburgh, 1/20/80 (Rams 301, Steelers 393)
- vs. New England, 2/3/02 (Rams 427, Patriots 267)

### Fewest Yards Gained

- 301 vs. Pittsburgh, 1/20/80
- 427 vs. New England, 2/3/02
- 436 vs. Tennessee, 1/30/00

### Fewest Yards Gained, Opponent

- 267 vs. New England, 2/3/02
- 367 vs. Tennessee, 1/30/00
- 393 vs. Pittsburgh, 1/20/80

### Fewest Yards Gained, Both Teams

- 694 vs. Pittsburgh, 1/20/80 (Rams 301, Steelers 393)
- vs. New England, 2/3/02 (Rams 427, Patriots 267)
- 803 vs. Tennessee, 1/30/00 (Rams 436, Titans 367)

## RUSHING

### ATTEMPTS

### Most Rushing Attempts

- 29 vs. Pittsburgh, 1/20/80
- 22 vs. New England, 2/3/02
- 13 vs. Tennessee, 1/30/00

### Most Rushing Attempts, Opponent

- 37 vs. Pittsburgh, 1/20/80
- 36 vs. Tennessee, 1/30/00
- 25 vs. New England, 2/3/02



**Fewest Rushing Attempts**

13 vs. Tennessee, 1/30/00  
 22 vs. New England, 2/3/02  
 29 vs. Pittsburgh, 1/20/80

**Fewest Rushing Attempts, Opponent**

25 vs. New England, 2/3/02  
 36 vs. Tennessee, 1/30/00  
 37 vs. Pittsburgh, 1/20/80

**YARDS****Most Yards Gained Rushing**

107 vs. Pittsburgh, 1/20/80  
 90 vs. New England, 2/3/02  
 29 vs. Tennessee, 1/30/00

**Most Yards Gained Rushing, Opponents**

159 vs. Tennessee, 1/30/00  
 133 vs. New England, 2/3/02  
 84 vs. Pittsburgh, 1/20/80

**Most Yards Gained Rushing, Both Teams**

223 vs. New England, 2/3/02 (Rams 90, Patriots 133)  
 191 vs. Pittsburgh, 1/20/80 (Rams 107, Steelers 84)  
 188 vs. Tennessee, 1/30/00 (Rams 29, Titans 159)

**Fewest Yards Gained Rushing**

29 vs. Tennessee, 1/30/00  
 90 vs. New England, 2/3/02  
 107 vs. Pittsburgh, 1/20/80

**Fewest Yards Gained Rushing, Opponent**

84 vs. Pittsburgh, 1/20/80  
 133 vs. New England, 2/3/02  
 159 vs. Tennessee, 1/30/00

**Fewest Yards Gained Rushing, Both Teams**

188 vs. Tennessee, 1/30/00 (Rams 29, Titans 159)  
 191 vs. Pittsburgh, 1/20/80 (Rams 107, Steelers 84)  
 223 vs. New England, 2/3/02 (Rams 90, Patriots 133)

**PASSING****ATTEMPTS****Most Passes Attempted**

45 vs. Tennessee, 1/30/00  
 44 vs. New England, 2/3/02  
 26 vs. Pittsburgh, 1/20/80

**Most Passes Attempted, Opponent**

36 vs. Tennessee, 1/30/00  
 27 vs. New England, 2/3/02  
 21 vs. Pittsburgh, 1/20/80

**Most Passes Attempted, Both Teams**

81 vs. Tennessee, 1/30/00 (Rams 45, Tennessee 36)  
 71 vs. New England, 2/3/02 (Rams 44, New England 27)  
 47 vs. Pittsburgh, 1/20/80 (Rams 26, Pittsburgh 21)

**Fewest Passes Attempted**

26 vs. Pittsburgh, 1/20/80  
 44 vs. New England, 2/3/02  
 45 vs. Tennessee, 1/30/00

**Fewest Passes Attempted, Opponent**

21 vs. Pittsburgh, 1/20/80  
 27 vs. New England, 2/3/02  
 36 vs. Tennessee, 1/30/00

**Fewest Passes Attempted, Both Teams**

47 vs. Pittsburgh, 1/20/80 (Rams 26, Steelers 21)  
 71 vs. New England, 2/3/02 (Rams 44, Patriots 27)  
 81 vs. Tennessee, 1/30/00 (Rams 45, Titans 36)

**COMPLETIONS****Most Passes Completed**

28 vs. New England, 2/3/02  
 24 vs. Tennessee, 1/30/00  
 16 vs. Pittsburgh, 1/20/80

**Most Passes Completed, Opponent**

22 vs. Tennessee, 1/30/00  
 16 vs. New England, 2/3/02  
 14 vs. Pittsburgh, 1/20/80

**Most Passes Completed, Both Teams**

46 vs. Tennessee, 1/30/00 (Rams 24, Titans 22)  
 44 vs. New England, 2/3/02 (Rams 28, Patriots 16)  
 30 vs. Pittsburgh, 1/20/80 (Rams 16, Steelers 14)

**Fewest Passes Completed**

16 vs. Pittsburgh, 1/20/80  
 24 vs. Tennessee, 1/30/00  
 28 vs. New England, 2/3/02

**Fewest Passes Completed, Opponent**

14 vs. Pittsburgh, 1/20/80  
 16 vs. New England, 2/3/02  
 22 vs. Tennessee, 1/30/00

**Fewest Passes Completed, Both Teams**

30 vs. Pittsburgh, 1/20/80 (Rams 16, Steelers 14)  
 44 vs. New England, 2/3/02 (Rams 28, Patriots 16)  
 46 vs. Tennessee, 1/30/00 (Rams 24, Titans 22)

**YARDS****Most Yards Gained, Passing**

407 vs. Tennessee, 1/30/00  
 337 vs. New England, 2/3/02  
 194 vs. Pittsburgh, 1/20/80

**Most Yards Gained, Passing, Opponent**

309 vs. Pittsburgh, 1/20/80  
 208 vs. Tennessee, 1/30/00  
 134 vs. New England, 2/3/02

**Most Yards Gained, Passing, Both Teams**

615 vs. Tennessee, 1/30/00 (Rams 407, Titans 208)  
 503 vs. Pittsburgh, 1/20/80 (Steelers 309, Rams 194)  
 471 vs. New England, 2/3/02 (Rams 337, Patriots 134)

**Fewest Yards Gained, Passing**

194 vs. Pittsburgh, 1/20/80  
 337 vs. New England, 2/3/02  
 407 vs. Tennessee, 1/30/00

**Fewest Yards Gained, Passing, Opponent**

134 vs. New England, 2/3/02  
 208 vs. Tennessee, 1/30/00  
 309 vs. Pittsburgh, 1/20/80

**Fewest Yards Gained, Passing, Both Teams**

471 vs. New England, 2/3/02 (Rams 337, Patriots 134)  
 503 vs. Pittsburgh, 1/20/80 (Steelers 309, Rams 194)  
 615 vs. Tennessee, 1/30/00 (Rams 407, Titans 208)

**SACKS****TOTAL SACKS****Most Sacks**

2 vs. New England, 2/3/02  
 1 vs. Tennessee, 1/30/00

**Most Sacks, Opponent**

4 vs. Pittsburgh, 1/20/80  
 3 vs. New England, 2/3/02  
 1 vs. Tennessee, 1/30/00

**SACK YARDAGE****Most Sack Yardage**

11 vs. New England, 2/3/02  
 6 vs. Tennessee, 1/30/00

**Most Sack Yardage, Opponent**

42 vs. Pittsburgh, 1/20/80  
 28 vs. New England, 2/3/02  
 7 vs. Tennessee, 1/30/00



## **INTERCEPTIONS BY**

### **TOTAL INTERCEPTIONS**

#### **Most Interceptions**

3 vs. Pittsburgh, 1/20/80

#### **Most Interceptions, Opponent**

2 vs. New England, 2/3/02

1 vs. Pittsburgh, 1/20/80

### **YARDS**

#### **Most Yards**

21 vs. Pittsburgh, 1/20/80

#### **Most Yards, Opponent**

77 vs. New England, 2/3/02

16 vs. Pittsburgh, 1/20/80

## **PUNTING**

### **TOTAL PUNTS**

#### **Most Punts**

5 vs. Pittsburgh, 1/20/80

4 vs. New England, 2/3/02

2 vs. Tennessee, 1/30/00

#### **Most Punts, Opponent**

8 vs. New England, 2/3/02

3 vs. Tennessee, 1/30/00

2 vs. Pittsburgh, 1/20/80

#### **Fewest Punts**

2 vs. Tennessee, 1/30/00

4 vs. New England, 2/3/02

5 vs. Pittsburgh, 1/20/80

#### **Fewest Punts, Opponent**

2 vs. Pittsburgh, 1/20/80

3 vs. Tennessee, 1/30/00

8 vs. New England, 2/3/02

### **AVERAGE YARDAGE**

#### **Highest Average Distance (3 punts)**

44.0 vs. Pittsburgh, 1/20/80

39.8 vs. New England, 2/3/02

#### **Highest Average Distance, Opponent (3 punts)**

43.1 vs. New England, 2/3/02

43.0 vs. Tennessee, 1/30/00

## **PUNT RETURNS**

### **TOTAL RETURNS**

#### **Most Punt Returns**

3 vs. New England, 2/3/02

2 vs. Tennessee, 1/30/00

1 vs. Pittsburgh, 1/20/80

#### **Most Punt Returns, Opponent**

4 vs. Pittsburgh, 1/20/80

1 vs. Tennessee, 1/30/00

vs. New England, 2/3/02

### **YARDS GAINED**

#### **Most Yards, Punt Returns**

8 vs. Tennessee, 1/30/00

6 vs. New England, 2/3/02

4 vs. Pittsburgh, 1/20/80

#### **Most Yards, Punt Returns, Opponent**

31 vs. Pittsburgh, 1/20/80

4 vs. New England, 2/3/02

## **KICKOFF RETURNS**

### **TOTAL RETURNS**

#### **Most Kickoff Returns**

6 vs. Pittsburgh, 1/20/80

4 vs. Tennessee, 1/30/00

vs. New England, 2/3/02

#### **Most Kickoff Returns, Opponent**

5 vs. Pittsburgh, 1/20/80

vs. Tennessee, 1/30/00

4 vs. New England, 2/3/02

### **YARDS GAINED**

#### **Most Yards, Kickoff Returns**

82 vs. New England, 2/3/02

79 vs. Pittsburgh, 1/20/80

55 vs. Tennessee, 1/30/00

#### **Most Yards, Kickoff Returns, Opponent**

162 vs. Pittsburgh, 1/20/80

122 vs. Tennessee, 1/30/00

100 vs. New England, 2/3/02

## **FUMBLES**

### **TOTAL FUMBLES**

#### **Most Fumbles**

2 vs. Tennessee, 1/30/00

vs. New England, 2/3/02

#### **Most Fumbles, Opponent**

1 vs. Tennessee, 1/30/00

### **FUMBLES LOST**

#### **Most Fumbles Lost**

1 vs. New England, 2/3/02

## **PENALTIES**

### **TOTAL PENALTIES**

#### **Most Penalties**

8 vs. Tennessee, 1/30/00

2 vs. Pittsburgh, 1/30/00

#### **Most Penalties, Opponent**

7 Tennessee, 1/30/00

6 Pittsburgh, 1/20/80

#### **Fewest Penalties**

2 vs. Pittsburgh, 1/20/80

8 vs. Tennessee, 1/30/00

#### **Fewest Penalties, Opponent**

6 Pittsburgh, 1/20/80

7 Tennessee, 1/30/00

### **YARDS PENALIZED**

#### **Most Yards Penalized**

60 vs. Tennessee, 1/30/00

26 vs. Pittsburgh, 1/20/80

#### **Most Yards Penalized, Opponent**

65 Pittsburgh, 1/20/80

45 Tennessee, 1/30/00

#### **Fewest Yards Penalized**

26 vs. Pittsburgh, 1/20/80

60 vs. Tennessee, 1/30/00

#### **Fewest Yards Penalized, Opponent**

45 Tennessee, 1/30/00

65 Pittsburgh, 1/20/80





# RAMS BIG DAYS / PLAYOFFS



**Bold denotes player active with Rams**

*Italics denotes rookie*

## **RUSHING**

248	Eric Dickerson vs. Dallas .....	Jan. 4, 1986	(34 carries, 2 TD)
202	Lawrence McCutcheon vs. St. Louis.....	Dec. 27, 1975	(37 carries, 0 TD)
159	Marshall Faulk vs. Philadelphia .....	Jan. 27, 2002	(31 carries, 2 TD)
158	Eric Dickerson at Washington.....	Dec. 28, 1986	(26 carries, 0 TD)
128	Lawrence McCutcheon at Minnesota.....	Dec. 26, 1976	(26 carries, 1 TD)
124	Greg Bell at Minnesota .....	Dec. 26, 1988	(27 carries, 1 TD)
107	Eric Dickerson vs. New York Giants .....	Dec. 23, 1984	(23 carries, 1 TD)
106	Cullen Bryant at Tampa Bay.....	Jan. 6, 1980	(18 carries, 0 TD)
102	Lawrence McCutcheon vs. Minnesota .....	Dec. 26, 1977	(16 carries, 0 TD)
101	Jim Gillette vs. Washington.....	Dec. 16, 1945	(17 carries, 0 TD)
101	Todd Gurley II vs. Atlanta .....	Jan. 6, 2018	(14 carries, 0 TD)
100	Cullen Bryant vs. Minnesota .....	Dec. 31, 1978	(27 carries, 1 TD)

## **CAREER 100-YARD RUSHING PLAYOFF GAMES**

Games	Player	W-L	Games	Player	W-L
3	Eric Dickerson .....	1-2	1	Marshall Faulk.....	1-0
3	Lawrence McCutcheon .....	1-2	1	Jim Gillette .....	1-0
2	Cullen Bryant.....	2-0	<b>1</b>	<b>Todd Gurley II.....</b>	<b>0-1</b>
1	Greg Bell .....	0-1			

## **PASSING**

414	Kurt Warner vs. Tennessee (SB XXXIV) .....	Jan. 30, 2000	(24 / 45, 2 TD, 0 Int)
391	Kurt Warner vs. Minnesota .....	Jan. 16, 2000	(27 / 33, 5 TD, 1 Int)
365	Kurt Warner at New Orleans.....	Dec. 30, 2000	(24 / 40, 3 TD, 3 Int)
365	Kurt Warner vs. New England (SB XXXVI).....	Feb. 3, 2002	(28 / 44, 1 TD, 2 Int)
332	Marc Bulger vs. Carolina.....	Jan. 10, 2004	(27 / 46, 0 TD, 3 Int)
315	Jim Everett at New York Giants.....	Jan. 7, 1990	(25 / 44, 2 TD, 1 Int)
313	Marc Bulger at Seattle .....	Jan. 8, 2005	(18 / 32, 2 TD, 1 Int)
312	Bob Waterfield at Cleveland .....	Dec. 24, 1950	(18 / 31, 1 TD, 4 Int)

## **CAREER 300-YARD PASSING PLAYOFF GAMES**

Games	Player.....	W-L	Games	Player	W-L
4	Kurt Warner.....	2-2	1	Jim Everett.....	1-0
2	Marc Bulger.....	1-1	1	Bob Waterfield.....	1-0

## **RECEIVING**

198	Tom Fears vs. Chicago .....	Dec. 17, 1950	(7 receptions, 3 TD)
162	Isaac Bruce vs. Tennessee (SB XXXIV).....	Jan. 30, 2000	(6 receptions, 1 TD)
146	Tom Fears vs. Cleveland .....	Dec. 23, 1951	(4 receptions, 1 TD)
<b>142</b>	<b>Robert Woods, vs. Atlanta .....</b>	<b>Jan. 6, 2018</b>	<b>(9 receptions, 0 TD)</b>
139	Harold Jackson at Minnesota.....	Dec. 29, 1974	(3 receptions, 1 TD)
136	Tom Fears at Cleveland .....	Dec. 24, 1950	(9 receptions, 0 TD)
133	Isaac Bruce vs. Minnesota.....	Jan. 16, 2000	(4 receptions, 1 TD)
128	Kevin Curtis at Atlanta .....	Jan. 15, 2005	(7 receptions, 1 TD)
127	Isaac Bruce at New Orleans .....	Dec. 30, 2000	(7 receptions, 1 TD)
125	Jim Benton vs. Washington .....	Dec. 16, 1945	(9 receptions, 1 TD)
125	Henry Ellard at New York Giants.....	Dec. 7, 1990	(8 receptions, 0 TD)
117	Preston Dennard at Dallas.....	Dec. 28, 1980	(6 receptions, 1 TD)
116	Skeet Quinlan vs. Cleveland.....	Dec. 26, 1955	(5 receptions, 1 TD)
116	Harold Jackson at Dallas .....	Dec. 19, 1976	(6 receptions, 0 TD)
116	Isaac Bruce vs. Carolina .....	Jan. 10, 2004	(7 receptions, 0 TD)
109	Torry Holt vs. Tennessee (SB XXXIV) .....	Jan. 30, 2000	(7 receptions, 1 TD)
108	Ron Jessie vs. Minnesota .....	Dec. 31, 1978	(6 receptions, 1 TD)
108	Torry Holt at Seattle .....	Jan. 8, 2005	(6 receptions, 1 TD)
107	Kevin Curtis at Seattle .....	Jan. 8, 2005	(4 receptions, 0 TD)
100	Ricky Proehl vs. Tampa Bay.....	Jan. 23, 2000	(6 receptions, 1 TD)

## **CAREER 100-YARD RECEIVING PLAYOFF GAMES**

Games	Player.....	W-L	Games	Player	W-L
4	Isaac Bruce .....	2-2	1	Jim Benton.....	1-0
3	Tom Fears .....	2-1	1	Preston Dennard.....	0-1
2	Kevin Curtis.....	1-1	1	Henry Ellard.....	1-0
2	Torry Holt.....	2-0	1	Ricky Proehl.....	1-0
2	Harold Jackson.....	1-1	1	Skeet Quinlan.....	0-1
			<b>1</b>	<b>Robert Woods.....</b>	<b>0-1</b>



## **RAMS LONGEST PLAYS/PLAYOFFS**

### **RUSHING**

65	Eric Dickerson at Washington.....	Dec. 28, 1986
55t	Eric Dickerson vs. Dallas.....	Jan. 4, 1986
54	Greg Bell, at Philadelphia.....	Dec. 31, 1989
47	Skeet Quinlan at Detroit.....	Dec. 21, 1952
39	Wendell Tyler vs. Pittsburgh.....	Jan. 20, 1980
38	Marshall Faulk vs. Green Bay.....	Jan. 20, 2002
35	Wendell Tyler vs. Dallas.....	Dec. 30, 1979
<b>33</b>	<b>Todd Gurley II vs. Atlanta.....</b>	<b>Jan. 6, 2018</b>
31	Marshall Faulk vs. Philadelphia.....	Jan. 27, 2002

### **PASSING**

82t	Bob Waterfield to Glenn Davis at Cleveland.....	Dec. 24, 1950
77t	Kurt Warner to Isaac Bruce vs. Minnesota.....	Jan. 16, 2000
73t	Norm Van Brocklin to Tom Fears vs. Cleveland.....	Dec. 23, 1951
73t	James Harris to Harold Jackson at Minnesota.....	Dec. 29, 1974
73t	Kurt Warner to Isaac Bruce vs. Tennessee (SB XXXIV).....	Jan. 16, 2000
68t	Bob Waterfield to Tom Fears vs. Chicago.....	Dec. 17, 1950
67	Norm Van Brocklin to Skeet Quinlan vs. Cleveland.....	Dec. 26, 1955
66t	Ron Jaworski to Harold Jackson vs. St. Louis.....	Dec. 29, 1975
65	Vince Ferragamo to Willie Miller at Dallas.....	Jan. 7, 1979

### **PUNT RETURNS**

65	Az-Zahir Hakim at New Orleans.....	Dec. 30, 2000
57t	Verda (V.T.) Smith at Detroit.....	Dec. 21, 1952
37	Eddie Brown at Tampa Bay.....	Jan. 6, 1980
34	Az-Zahir Hakim vs. Minnesota.....	Jan. 16, 2000
32	Clifford Hicks at Minnesota.....	Dec. 26, 1988
30	Jim Bertelsen at Dallas.....	Dec. 23, 1973

### **KICKOFF RETURNS**

95t	Tony Horne vs. Minnesota.....	Jan. 16, 2000
46	Robert Delpino at San Francisco.....	Jan. 14, 1990
43	Woodley Lewis vs. Cleveland.....	Dec. 26, 1955
43	Yo Murphy vs. Philadelphia.....	Jan. 27, 2002
41	Cullen Bryant at Dallas.....	Dec. 23, 1973
38	Ron Brown at New York Giants.....	Jan. 7, 1990
38	Yo Murphy vs. New England (SB XXXVI).....	Feb. 3, 2002
37	Henry Ellard at Washington.....	Jan. 1, 1984
36	Tony Horne vs. Minnesota.....	Jan. 16, 2000

### **INTERCEPTION RETURNS**

94	LeRoy Irvin at Dallas.....	Dec. 26, 1983
65t	Bill Simpson vs. St. Louis.....	Dec. 27, 1975
59t	Isiah Robertson at Dallas.....	Dec. 23, 1973
47t	Jack Youngblood vs. St. Louis.....	Dec. 27, 1975





**LOS ANGELES  
RAMS  
ALL-TIME  
RECORDS**



# 2017 LOS ANGELES RAMS TOP-10 LISTS

## RAMS TOP-10 SCORING LIST

No.	Player	Years	TD	Ru	Rec	Ret	PAT	FG	2-pt	Safety	Points
1	Wilkins, Jeff	1997-2007	0	0	0	0	428	265	0	0	1,223
2	Lansford, Mike	1982-90	0	0	0	0	315	158	0	0	789
3	<b>Zuerlein, Greg</b>	<b>2012-present</b>	<b>0</b>	<b>0</b>	<b>0</b>	<b>0</b>	<b>187</b>	<b>150</b>	<b>0</b>	<b>0</b>	<b>637</b>
4	Waterfield, Bob	1945-52	13	13	0	0	315	60	0	0	573
5	Gossett, Bruce	1964-69	0	0	0	0	211	120	0	0	571
6	Faulk, Marshall	1999-2005	85	58	27	0	0	0	7	0	524
7	Bruce, Isaac	1994-2007	84	0	84	0	0	0	3	0	510
8	Ray, David	1969-74	0	0	0	0	167	110	0	0	497
9	Holt, Torry	1999-2008	74	0	74	0	0	0	1	0	446
10	Brown, Josh	2008-2011	0	0	0	0	79	104	0	0	391

## RAMS TOP-10 RUSHING LIST

No.	Player	Years	Attempts	Yards	Average	Long	TDs
1	Jackson, Steven	2004-2012	2,395	10,138	4.2	59t	56
2	Dickerson, Eric	1983-87	1,525	7,245	4.8	85t	56
3	Faulk, Marshall	1999-2005	1,447	6,959	4.8	71t	58
4	McCutcheon, Lawrence	1972-79	1,435	6,186	4.3	48	23
5	Bass, Dick	1960-69	1,218	5,417	4.4	73t	34
6	Towler, Dan	1950-55	672	3,493	5.2	79t	44
7	Josephson, Les	1964-67, 69-74	797	3,407	4.3	75	17
8t	<b>Gurley II, Todd</b>	<b>2015-Present</b>	<b>786</b>	<b>3,296</b>	<b>4.2</b>	<b>71t</b>	<b>29</b>
8t	Younger, Paul	1949-57	682	3,296	4.8	75t	17
10	Tyler, Wendell	1977-82	720	3,266	4.5	69t	33

## RAMS TOP-10 RECEIVING SORTED BY RECEPTIONS

No.	Player	Years	Receptions	Yards	Average	Long	TDs
1	Bruce, Isaac	1994-2007	942	14,109	15.0	80t	84
2	Holt, Torry	1999-2008	869	12,660	14.6	85t	74
3	Ellard, Henry	1983-93	593	9,761	16.5	81t	48
4	Faulk, Marshall	1999-2005	470	4,071	8.7	72t	27
5	Jackson, Steven	2004-2012	407	3,324	8.2	64t	8
6	Fears, Tom	1948-56	400	5,397	13.5	80t	38
7	Hirsch, Elroy	1949-57	343	6,299	18.4	91t	53
8	Snow, Jack	1965-75	340	6,012	17.7	84t	45
9	Phillips, Jim	1958-65	333	4,953	14.9	93t	27
10	Benton, Jim	1938-40, 42, 44-47	275	4,566	16.6	84t	42

## RAMS TOP-10 RECEIVING SORTED BY YARDS

No.	Player	Years	Receptions	Yards	Average	Long	TDs
1	Bruce, Isaac	1994-2007	942	14,109	15.0	80t	83
2	Holt, Torry	1999-2008	869	12,660	14.6	85t	74
3	Ellard, Henry	1983-93	593	9,761	16.5	81t	48
4	Hirsch, Elroy	1949-57	343	6,299	18.4	91t	53
5	Snow, Jack	1965-75	340	6,012	17.7	84t	45
6	Fears, Tom	1948-56	400	5,397	13.5	80t	38
7	Anderson, Willie	1988-94	259	5,246	20.3	78t	26
8	Phillips, Jim	1958-65	333	4,953	14.9	93t	27
9	Benton, Jim	1938-40, 42, 44-47	275	4,566	16.6	84t	42
10	Faulk, Marshall	1999-2005	470	4,071	8.7	72t	27



# 2017 LOS ANGELES RAMS TOP-10 LISTS

## RAMS TOP-10 YARDS FROM SCRIMMAGE SORTED BY YARDS

No.	Player	Years	Total			Rushing			Receiving		
			Touch	Yards	Avg.	Att.	Yards	Avg.	Rec.	Yards	Avg.
1	Bruce, Isaac	1994-2007	965	14,259	14.8	23	150	6.5	942	14,109	15.0
2	Jackson, Steven	2004-2012	2,802	13,462	4.8	2,395	10,138	4.2	407	3,324	8.2
3	Holt, Torry	1999-2008	880	12,717	14.5	11	57	5.2	869	12,660	14.6
4	Faulk, Marshall	1999-2005	1,917	11,030	5.8	1,447	6,959	4.8	470	4,071	8.7
5	Ellard, Henry	1983-93	611	9,816	16.1	18	55	3.1	593	9,761	16.5
6	Dickerson, Eric	1983-87	1,648	8,157	4.9	1,525	7,245	4.8	123	912	7.4
7	McCutcheon, L.	1972-79	1,619	7,869	4.9	1,435	6,186	4.3	184	1,683	9.1
8	Bass, Dick	1960-69	1,422	7,258	5.1	1,218	5,417	4.4	204	1,841	9.0
9	Hirsch, Elroy	1949-57	417	6,616	15.9	74	317	4.3	343	6,299	18.4
10	Snow, Jack	1965-75	342	6,015	17.6	2	3	1.5	340	6,012	17.7

## RAMS TOP-10 YARDS ALL-PURPOSE YARDS SORTED BY YARDS

No.	Player	Years	Total			Rushing			Receiving			Punt Returns		Kickoff Returns			
			Touch	Yards	Avg.	Att.	Yards	Avg.	Rec.	Yards	Avg.	PR	Yards	Avg.	KR	Yards	Avg.
1	Bruce, Isaac	1994-2007	966	14,311	14.8	23	150	6.5	942	14,109	15.0	1	52	52.0	0	0	0.0
2	Jackson, Steven	2004-2012	2,806	13,538	4.8	2,395	10,135	4.2	407	3,324	8.2	0	0	0.0	4	79	19.8
3	Holt, Torry	1999-2008	883	12,732	14.4	11	57	5.2	869	12,660	14.6	3	15	5.0	0	0	0.0
4	Ellard, Henry	1983-93	765	11,707	15.3	18	55	3.1	593	9,761	16.5	135	1,527	11.3	19	364	19.2
5	Faulk, Marshall	1999-2005	1,919	11,048	5.8	1,447	6,959	4.8	470	4,071	8.7	0	0	0.0	2	18	9.0
6	Bass, Dick	1960-69	1,500	8,936	6.0	1,218	5,417	4.4	204	1,841	9.0	24	263	11.0	54	1,415	26.2
7	Dickerson, Eric	1983-87	1,648	8,157	4.9	1,525	7,245	4.8	123	912	7.4	0	0	0.0	0	0	0.0
8	Arnett, Jon	1957-63	1,042	8,076	7.8	688	2,892	4.2	175	1,911	10.9	75	683	9.1	104	2,590	24.9
9	McCutcheon, L.	1972-79	1,620	7,875	4.9	1,435	6,186	4.3	184	1,683	9.1	0	0	0.0	1	6	6.0
10	Bryant, Cullen	1973-81, 87	1,080	6,734	6.2	802	3,119	3.9	142	1,148	8.1	71	707	10.0	65	1,760	27.1

## RAMS TOP-10 INTERCEPTIONS

No.	Player	Years	Ints.	Yards	Average	Long	TDs
1	Meador, Ed	1959-70	46	547	11.9	38t	5
2	Cromwell, Nolan	1977-87	37	671	18.1	94	4
3	Irvin, LeRoy	1980-89	34	654	19.2	81t	5
4	Lyght, Todd	1991-2000	31	359	11.6	57t	4
5	Sherman, Will	1954-60	28	515	18.4	95t	3
	Williams, Clarence	1965-72	28	428	15.3	65t	2
	Perry, Rod	1975-82	28	386	13.8	83t	4
	Lyle, Keith	1994-2000	28	336	12.0	68	0
9	Elmendorf, Dave	1971-79	27	421	15.6	57t	2
10	Thomas, Pat	1976-82	26	292	11.2	64	1

## RAMS TOP-10 SACKS (1982-PRESENT)

No.	Player	Years	Sacks	Yards
1	Little, Leonard	1998-2009	87.5	529
2	Greene, Kevin	1985-92	72.5	76
<b>3t</b>	<b>Quinn, Robert</b>	<b>2011-Present</b>	<b>62.5</b>	<b>437.5</b>
3t	Carter, Kevin	1995-2000	62.5	397.5
5	Long, Chris	2008-15	54.5	354
6	Jeter, Gary	1983-88	45	N/A
7	Wistrom, Grant	1998-03	41.5	243
<b>8</b>	<b>Donald, Aaron</b>	<b>2014-Present</b>	<b>39.0</b>	<b>276.5</b>
9	Wilcher, Mike	1983-90	38.5	N/A
10	Farr, D'Marco	1994-2000	36.5	222.5



# 2017 LOS ANGELES RAMS TOP-10 LISTS

## RAMS TOP-10 PASSING

No.	Player	Years	Att.	Comp.	Yards	Comp.%	Yards/Att.	TD	TD%	INT	INT%	Lg.	Rtg.
1	Everett, Jim	1986-93	3,277	1,847	23,758	56.4%	7.25	142	4.33%	123	3.75%	81t	78.1
2	Bulger, Marc	2001-2009	3,145	1,981	22,814	63.0%	7.25	122	3.88%	93	2.96%	80t	85.3
3	Gabriel, Roman	1962-72	3,313	1,705	22,223	51.5%	6.71	154	4.65%	112	3.38%	93t	74.3
4	Van Brocklin, N.	1949-57	1,897	1,011	16,114	53.3%	8.49	118	6.22%	127	6.69%	84	74.7
5	Warner, Kurt	1998-2003	1,688	1,121	14,447	66.4%	8.56	102	6.04%	65	3.85%	85t	97.2
6	Waterfield, Bob	1945-52	1,618	814	11,849	50.3%	7.32	99	6.12%	128	7.91%	91	62.1
7	Bradford, Sam	2010-2014	1,760	1,032	11,065	58.6%	6.29	59	3.35%	38	2.16%	80t	79.3
8	Ferragamo, Vince	1977-84	1,288	730	9,376	56.7%	7.28	70	5.43%	71	5.51%	85t	74.8
9	Haden, Pat	1976-81	1,363	731	9,296	53.6%	6.82	52	3.82%	60	4.40%	68t	69.6
10	Wade, Bill	1954-60	1,116	602	8,572	53.9%	7.68	56	5.02%	68	6.09%	93	71.0



# RAMS ALL-TIME LEADERS



**Bold denotes player active with Rams**

*Italics denotes rookie*

## CAREER RUSHING

		<b>Years</b>	<b>Att.</b>	<b>Yards</b>	<b>Avg.</b>	<b>Long</b>	<b>TD</b>
1.	Jackson, Steven	2004-12	2,395	10,135	4.2	59t	56
2.	Dickerson, Eric	1983-87	1,525	7,245	4.8	85t	56
3.	Faulk, Marshall	1999-2006	1,447	6,959	4.8	71t	58
4.	McCutcheon, Lawrence	1973-79	1,435	6,186	4.3	48	23
5.	Bass, Dick	1960-69	1,218	5,417	4.5	73t	34
6.	Towler, Dan	1950-55	672	3,493	5.2	79t	44
7.	Josephson, Les	1964-67, 69-74	797	3,407	4.3	75	17
<b>8t.</b>	<b>Gurley II, Todd</b>	<b>2015-present</b>	<b>786</b>	<b>3,296</b>	<b>4.2</b>	<b>71t</b>	<b>29</b>
8t.	Younger, Paul (Tank)	1949-57	682	3,296	4.8	75t	17
10.	Tyler, Wendell	1977-82	720	3,266	4.5	69t	33

## SEASON RUSHING

		<b>Year</b>	<b>Att.</b>	<b>Yds.</b>	<b>Avg.</b>	<b>Long</b>	<b>TD</b>
1.	Dickerson, Eric	1984	379	2,105	5.6	66	14
2.	Dickerson, Eric	1986	404	1,821	4.5	42t	11
3.	Dickerson, Eric	1983	390	1,808	4.6	85t	18
4.	Jackson, Steven	2006	346	1,528	4.4	59t	13
5.	Bettis, Jerome	1993	294	1,429	4.9	71t	7
6.	Jackson, Steven	2009	324	1,416	4.4	58	4
7.	Faulk, Marshall	2001	260	1,382	5.3	71t	12
8.	Faulk, Marshall	1999	253	1,381	5.5	58	7
9.	White, Charles	1987	324	1,374	4.2	58	11
10.	Faulk, Marshall	2000	253	1,359	5.4	36	18

## CAREER PASSING (Based on Yards)

		<b>Years</b>	<b>Att.</b>	<b>Comp.</b>	<b>Yards</b>	<b>Pct.</b>	<b>TD</b>	<b>Int.</b>
1.	Everett, Jim	1986-93	3,277	1,847	23,758	.564	142	123
2.	Bulger, Marc	2001-09	3,171	1,969	22,814	.621	122	93
3.	Gabriel, Roman	1962-72	3,313	1,705	22,223	.515	154	112
4.	Van Brocklin, Norm	1949-57	1,897	1,011	16,114	.533	118	127
5.	Warner, Kurt	1998-03	1,688	1,121	14,447	.664	102	65
6.	Waterfield, Bob	1945-52	1,618	814	11,893	.503	99	128
7.	Bradford, Sam	2010-13	1,760	1,032	11,065	.586	59	38
8.	Ferragamo, Vince	1977-84	1,288	730	9,376	.567	70	71
9.	Haden, Pat	1976-81	1,363	731	9,296	.536	52	60
10.	Wade, Bill	1954-60	1,116	602	8,572	.539	56	68

## CAREER PASSING (Based on Rating; Minimum 1,500 Attempts)

		<b>Years</b>	<b>Att.</b>	<b>Comp.</b>	<b>Yards</b>	<b>Pct.</b>	<b>TD</b>	<b>Int.</b>	<b>Rating</b>
1.	Warner, Kurt	1998-03	1,688	1,121	14,447	.664	102	65	97.2
2.	Bulger, Marc	2001-09	3,171	1,969	22,814	.621	122	93	84.4
3.	Everett, Jim	1986-93	3,277	1,847	23,758	.564	142	123	78.1
4.	Bradford, Sam	2010-	1,760	1,032	11,065	.586	59	38	79.3
5.	Van Brocklin, Norm	1949-57	1,897	1,011	16,114	.533	118	127	74.7

## SEASON PASSING (Based on Yards)

		<b>Year</b>	<b>Att.</b>	<b>Comp.</b>	<b>Yards</b>	<b>Pct.</b>	<b>TD</b>	<b>Int.</b>
1.	Warner, Kurt	2001	546	375	4,830	68.7	36	22
2.	Warner, Kurt	1999	499	325	4,353	65.1	41	13
3.	Everett, Jim	1989	518	304	4,310	58.7	29	17
4.	Bulger, Marc	2006	588	370	4,301	63.0	24	8
5.	Everett, Jim	1990	554	307	3,989	55.4	23	17
6.	Everett, Jim	1988	517	308	3,964	59.6	31	18
	Bulger, Marc	2004	485	321	3,964	66.2	21	14
8.	Bulger, Marc	2003	532	336	3,845	63.2	22	22
<b>9.</b>	<b>Goff, Jared</b>	<b>2017</b>	<b>477</b>	<b>296</b>	<b>3,804</b>	<b>62.1</b>	<b>28</b>	<b>7</b>
10.	Bradford, Sam	2012	551	328	3,702	59.5	21	13



## **CAREER RECEPTIONS**

	<b>Years</b>	<b>No.</b>	<b>Yards</b>	<b>Avg.</b>	<b>Long</b>	<b>TD</b>
1.	Bruce, Isaac..... 1994-2007	942	14,109	15.0	80t	84
2.	Holt, Torry..... 1999-2008	869	12,660	14.6	85t	74
3.	Ellard, Henry..... 1983-93	593	9,761	16.5	81t	48
4.	Faulk, Marshall (RB)..... 1999-2006	470	4,071	8.7	72t	27
5.	Jackson, Steven (RB)..... 2004-12	407	3,324	8.2	64t	8
6.	Fears, Tom..... 1948-56	400	5,397	13.4	80t	38
7.	Hirsch, Elroy..... 1949-57	343	6,299	18.4	91t	53
8.	Snow, Jack..... 1965-75	340	6,012	17.7	84t	45
9.	Phillips, Jim..... 1958-64	333	4,953	14.9	93t	27
10.	Benton, Jim..... 1938-40, 42, 44-47	275	4,566	16.6	84t	42

## **SEASON RECEPTIONS**

	<b>Year</b>	<b>No.</b>	<b>Yards</b>	<b>Avg.</b>	<b>Long</b>	<b>TD</b>
1.	Bruce, Isaac..... 1995	119	1,781	15.0	72	13
2.	Holt, Torry..... 2003	117	1,696	14.5	48	12
3.	Holt, Torry..... 2005	102	1,331	13.0	44	9
4.	Holt, Torry..... 2004	94	1,372	14.6	75t	10
5.	Holt, Torry..... 2007	93	1,189	12.8	40	7
	Holt, Torry..... 2006	93	1,188	12.8	67t	10
7.	Holt, Torry..... 2002	91	1,302	14.3	58	4
8.	Jackson, Steven..... 2006	90	806	9.0	64t	3
9.	Bruce, Isaac..... 2004	89	1,292	14.5	56	6
10.	Bruce, Isaac..... 2000	87	1,471	16.9	78t	9
	Faulk, Marshall (RB)..... 1999	87	1,048	12.0	57t	5

## **CAREER RECEIVING YARDS**

	<b>Years</b>	<b>No.</b>	<b>Yards</b>	<b>Avg.</b>	<b>Long</b>	<b>TD</b>
1.	Bruce, Isaac..... 1994-2007	942	14,109	15.0	80t	84
2.	Holt, Torry..... 1999-2008	869	12,660	14.6	85t	74
3.	Ellard, Henry..... 1983-93	593	9,761	16.6	81t	48
4.	Hirsch, Elroy..... 1949-57	343	6,299	18.4	91t	53
5.	Snow, Jack..... 1965-75	340	6,012	17.7	84t	45
6.	Fears, Tom..... 1948-56	400	5,397	13.4	80t	38
7.	Anderson, Willie..... 1988-94	259	5,246	20.3	78t	26
8.	Phillips, Jim..... 1958-64	333	4,953	14.9	93t	27
9.	Benton, Jim..... 1938-40, 42, 44-47	275	4,566	16.6	84t	42
10.	Faulk, Marshall..... 1999-2006	470	4,071	8.7	72t	27

## **SEASON RECEIVING YARDS**

	<b>Years</b>	<b>No.</b>	<b>Yards</b>	<b>Avg.</b>	<b>Long</b>	<b>TD</b>
1.	Bruce, Isaac..... 1995	119	1,781	15.0	72	13
2.	Holt, Torry..... 2003	117	1,696	14.5	48	12
3.	Holt, Torry..... 2000	82	1,635	19.9	85t	6
4.	Hirsch, Elroy..... 1951	66	1,495	22.7	91	17
5.	Bruce, Isaac..... 2000	87	1,471	16.9	78t	9
6.	Ellard, Henry..... 1988	86	1,414	16.4	68	10
7.	Ellard, Henry..... 1989	70	1,382	19.7	53	8
8.	Holt, Torry..... 2004	94	1,372	14.6	75t	10
9.	Holt, Torry..... 2001	81	1,363	16.8	51	7
10.	Bruce, Isaac..... 1996	84	1,338	15.9	70	7

## **CAREER YARDS FROM SCRIMMAGE**

	<b>Years</b>	<b>Touches</b>	<b>Yards</b>	<b>RUSHING</b>		<b>RECEIVING</b>	
				<b>Rush</b>	<b>Yards</b>	<b>Rec.</b>	<b>Yards</b>
1.	Bruce, Isaac..... 1994-2007	965	14,259	23	150	942	14,109
2.	Jackson, Steven..... 2004-12	2,802	13,459	2,395	10,135	407	3,324
3.	Holt, Torry..... 1999-2008	880	12,717	11	57	869	12,660
4.	Faulk, Marshall..... 1999-2006	1,917	11,030	1,447	6,959	470	4,071
5.	Ellard, Henry..... 1983-93	611	9,816	18	55	593	9,761
6.	Dickerson, Eric..... 1983-87	1,648	8,157	1,525	7,245	123	912
7.	McCutcheon, Lawrence..... 1972-79	1,619	7,869	1,435	6,186	184	1,683
8.	Bass, Dick..... 1960-69	1,432	7,262	1,218	5,417	214	1,845
9.	Hirsch, Elroy..... 1949-57	417	6,616	74	317	343	6,299
10.	Snow, Jack..... 1965-75	342	6,015	2	3	340	6,012





### CAREER KICKOFF RETURN AVERAGE (Minimum 75)

	<b>Years</b>	<b>No.</b>	<b>Yards</b>	<b>Avg.</b>	<b>Long</b>	<b>TD</b>	
1.	Cunningham, Benny	2013-16	95	2,575	27.1	102	0
2.	Horne, Tony	1998-00	143	3,577	25.0	103t	4
3.	Arnett, Jon	1957-63	104	2,590	24.9	71t	2
4.	Lewis, Woodley	1950-55	108	2,575	23.8	88t	1
5.	Amendola, Danny	2009-12	118	2,776	23.5	84	0
6.	Brown, Ron	1984-89, 91	169	3,918	23.2	98t	4

### SEASON KICKOFF RETURN AVERAGE (Minimum One Per Game)

	<b>Year</b>	<b>No.</b>	<b>Yards</b>	<b>Avg.</b>	<b>Long</b>	<b>TD</b>	
1.	Smith, Verda (Vitamin T.)	1950	22	742	33.7	97	3
2.	Brown, Ron	1985	28	918	32.8	98t	3
3.	Wilson, Tom	1956	15	477	31.8	103t	1
4.	Bass, Dick	1961	23	698	30.3	64	0
5.	Williams, Travis	1971	25	743	29.7	105t	1
	Horne, Tony	1999	30	892	29.7	101t	2

### CAREER PUNT RETURN AVERAGE (Minimum 75)

	<b>Years</b>	<b>No.</b>	<b>Yards</b>	<b>Avg.</b>	<b>Long</b>	<b>TD</b>	
1.	Hakim, Az-Zahir	1998-01	112	1,278	11.4	86t	2
2.	Ellard, Henry	1983-93	135	1,527	11.3	83t	4
3.	Smith, Verda (Vitamin T.)	1949-53	75	814	10.9	85t	1
4.	Kennison, Eddie	1996-98	103	1,085	10.5	78t	3
5.	Irvin, LeRoy	1980-89	146	1,451	9.9	84t	4

### SEASON PUNT RETURN AVERAGE (Minimum One Per Punt)

	<b>Year</b>	<b>No.</b>	<b>Yards</b>	<b>Avg.</b>	<b>Long</b>	<b>TD</b>	
1.	Lewis, Woodley	1952	19	351	18.5	83t	2
2.	Smith, Verda (Vitamin T.)	1949	27	427	15.8	85t	1
3.	Horvath, Les	1948	13	203	15.6	27	0
4.	Hakim, Az-Zahir	2000	32	489	15.3	86t	1
5.	Hall, Dante	2007	19	286	15.1	85t	1

### CAREER ALL-PURPOSE YARDS

	<b>Years</b>	<b>Touches</b>	<b>Yards</b>	<b>Rush</b>	<b>Yards</b>	<b>Rec.</b>	<b>Yards</b>	<b>PR</b>	<b>Yards</b>	<b>KR</b>	<b>Yards</b>	
1.	Bruce, Isaac	1994-2007	965	14,311	23	150	942	14,109	0	52	0	0
2.	Jackson, Steven	2004-12	2,806	13,538	2,395	10,135	407	3,324	0	0	4	79
2.	Holt, Torry	1999-2008	883	12,732	11	57	869	12,660	3	15	0	0
4.	Ellard, Henry	1983-93	765	11,707	18	55	593	9,761	135	1,527	19	364
5.	Faulk, Marshall	1999-2006	1,919	11,048	1,447	6,959	470	4,071	0	0	2	18
6.	Bass, Dick	1960-69	1,510	8,936	1,218	5,417	214	1,845	24	263	54	1,415
7.	Dickerson, Eric	1983-87	1,648	8,157	1,525	7,245	123	912	0	0	0	0
8.	Arnett, Jon	1957-63	1,042	8,036	688	2,852	175	1,911	75	683	104	2,590
9.	McCutcheon, L.	1972-79	1,620	7,875	1,435	6,186	184	1,683	0	0	1	6
10.	Bryant, Cullen	1973-81, 1987	1,080	6,735	802	3,119	142	1,149	71	707	65	1,760

### CAREER SCORING

	<b>Years</b>	<b>TD</b>	<b>PAT</b>	<b>FG</b>	<b>2-Pt.</b>	<b>Tot. Pts.</b>	
1.	Wilkins, Jeff	1997-2007	0	428	265	0	1,223
2.	Lansford, Mike	1982-90	0	315	158	0	789
3.	Zuerlein, Greg	2012-present	0	187	150	0	637
4.	Waterfield, Bob	1945-52	13	315	60	0	573
5.	Gossett, Bruce	1964-69	0	211	120	0	571

### SEASON SCORING

	<b>Year</b>	<b>TD</b>	<b>PAT</b>	<b>FG</b>	<b>2-Pt.</b>	<b>Tot. Pts.</b>	
1.	Wilkins, Jeff	2003	0	46	39	0	163
2.	Faulk, Marshall (RB)	2000	26	0	0	2	160
3.	Zuerlein, Greg	2017	0	44	38	0	158
4.	Wilkins, Jeff	2006	0	35	32	0	131
5.	Ray, David	1973	0	40	30	0	130



## **CAREER INTERCEPTIONS**

	<b>Years</b>	<b>No.</b>	<b>Yards</b>	<b>Avg.</b>	<b>Long</b>	<b>TD</b>	
1.	Meador, Ed .....	1959-70	46	547	11.9	38t	5
2.	Cromwell, Nolan .....	1977-87	37	671	18.1	94	4
3.	Irvin, LeRoy .....	1980-89	34	654	19.2	81t	5
4.	Lyght, Todd .....	1991-00	31	359	11.6	57t	4
5.	Lyle, Keith .....	1994-00	28	336	12.0	68	0
	Perry, Rod .....	1975-82	28	386	13.8	83t	4
	Williams, Clarence .....	1965-72	28	428	15.3	65t	2
	Sherman, Will .....	1954-60	28	515	18.4	95t	3
9.	Elmendorf, Dave .....	1971-79	27	421	15.6	57t	2
10.	Thomas, Pat.....	1976-82	26	292	11.2	64	1

## **SEASON INTERCEPTIONS**

	<b>Year</b>	<b>No.</b>	<b>Yards</b>	<b>Avg.</b>	<b>Long</b>	<b>TD</b>	
1.	Lane, Dick ( <i>Night Train</i> ) .....	1952	*14	298	21.3	80t	2
2.	Lewis, Woodley .....	1950	12	275	22.9	36	0
3.	Sherman, Will .....	1955	11	101	9.2	36	0
4.	Jackson, Monte .....	1976	10	173	17.3	46t	3
5.	McNeil, Ryan.....	1997	9	127	14.1	75t	1
	Lyle, Keith .....	1996	9	152	16.9	68	0
	Burroughs, Don .....	1955	9	103	11.4	34	0
	Sims, George.....	1949	9	78	8.7	27	1

\*NFL Record

## **MOST CAREER PUNTS**

	<b>Years</b>	<b>No.</b>	<b>Yards</b>	<b>Avg.</b>	<b>TB</b>	<b>In 20</b>	<b>Long</b>	<b>Blocked</b>
1.	Hekker, Johnny .... 2012-present	499	23,480	47.1	24	196	78	1
2.	Jones, Donnie..... 2007-2011	449	20,924	46.6	39	133	80	1
3.	Hatcher, Dale..... 1985-89, 1991	432	17,302	40.1	28	121	67	2
4.	Landeta, Sean .... '93-96, 2003-04	380	16,747	44.2	42	90	70	0
5.	Van Brocklin, Norm..... 1951-1957	343	14,783	43.1	–	–	71	1
6.	Studstill, Pat..... 1968-1971	298	11,980	40.2	25	–	60	0
	Villanueva, Danny..... 1961-1964	296	13,099	44.3	13	–	68	1

## **SEASON PUNTING AVERAGE**

	<b>Year</b>	<b>No.</b>	<b>Yards</b>	<b>Avg.</b>	<b>TB</b>	<b>In 20</b>	<b>Long</b>	<b>Blocked</b>
1.	Jones, Donnie..... 2008	82	4,100	50.0	7	20	68	0
2.	Hekker, Johnny .....	2015	4,601	47.9	6	41	68	0
	Hekker, Johnny .....	2017	3,113	47.9	4	30	70	0
4.	Hekker, Johnny .....	2016	4,680	47.8	1	51	78	0
5.	Jones, Donnie..... 2007	78	3,684	47.2	9	18	80	0
6.	Jones, Donnie..... 2009	90	4,212	46.8	10	34	63	0
7.	Hekker, Johnny .....	2014	3,721	46.5	5	33	61	1
8.	Hekker, Johnny .....	2013	3,609	46.3	4	19	64	0
9.	Hekker, Johnny .....	2012	3,756	45.8	4	22	68	0
10.	Villanueva, Danny..... 1962	87	3,960	45.5	7	–	65	1
	Jones, Donnie..... 2010	94	4,276	45.5	4	32	63	0



# RAMS YEAR-BY-YEAR LEADERS



## PASSING

Year	Player	Att.	Cmp.	Yards	Pct.	TD	Int.	Long	Sk/Yds	Rating	
1937	Snyder, Bob	66	25	378	37.9	1	14			23.0	
1938	Snyder, Bob	87	36	631	41.4	0	9			27.2	
1939	Hall, Parker	208	106	1,227	51.0	9	13			57.5	
1940	Hall, Parker	183	77	1,108	42.1	1	16			27.8	
1941	Hall, Parker	190	84	863	44.2	7	19	39		30.5	
1942	Hall, Parker	140	62	815	44.3	7	19	59		40.3	
1943	Suspended Play/W.W. II										
1944	Reisz, Albie	113	49	777	43.4	8	10	70		53.6	
1945	Waterfield, Bob	171	88	1,609	51.4	14	16	84		72.5	
1946	Waterfield, Bob	256	128	1,772	50.0	17	18	57		65.9	
1947	Waterfield, Bob	221	96	1,210	43.4	8	18	45		39.2	
1948	Hardy, Jim	211	112	1,390	50.7	14	7	69t		82.1	
1949	Waterfield, Bob	296	154	2,168	52.0	17	24	71t		61.3	
1950	Van Brocklin, Norm	233	127	2,061	54.5	18	14	58		85.1	
1951	Waterfield, Bob	176	88	1,566	50.0	13	10	91t		81.8	
1952	Van Brocklin, Norm	205	113	1,736	55.1	14	17	84t		71.5	
1953	Van Brocklin, Norm	286	156	2,393	54.5	19	14	70t		84.1	
1954	Van Brocklin, Norm	260	139	2,637	53.5	13	21	80t		71.9	
1955	Van Brocklin, Norm	272	144	1,890	52.9	8	15	74t		62.0	
1956	Wade, Bill	178	91	1,461	51.1	10	13	76t		67.2	
1957	Van Brocklin, Norm	265	132	2,105	49.8	20	21	81t		68.8	
1958	Wade, Bill	341	181	2,875	53.1	18	22	93t		72.2	
1959	Wade, Bill	261	153	2,001	58.6	12	17	72t		71.1	
1960	Wade, Bill	182	106	1,294	58.2	12	11	63		77.0	
1961	Bratkowski, Zeke	230	124	1,547	53.9	8	13	84t		63.1	
1962	Bratkowski, Zeke	219	110	1,541	50.2	9	16	80t		56.5	
1963	Gabriel, Roman	281	130	1,947	46.3	8	11	77t	44/337	62.7	
1964	Munson, Bill	223	108	1,533	48.4	9	15	95t	23/183	56.5	
1965	Gabriel, Roman	173	83	1,321	48.0	11	5	60t	14/97	83.0	
1966	Gabriel, Roman	397	217	2,540	54.7	10	16	84t	48/319	65.9	
1967	Gabriel, Roman	371	196	2,779	52.8	25	13	80t	24/201	85.7	
1968	Gabriel, Roman	366	184	2,364	50.3	19	16	60t	27/296	70.0	
1969	Gabriel, Roman	399	217	2,549	54.4	24	7	93t	14/182	86.8	
1970	Gabriel, Roman	407	211	2,552	52.0	16	12	71	20/134	72.2	
1971	Gabriel, Roman	352	180	2,238	51.1	17	10	68	25/200	75.5	
1972	Gabriel, Roman	323	165	2,027	51.1	12	15	57	12/102	63.8	
1973	Hadl, John	258	135	2,008	52.3	22	11	69	17/126	88.8	
1974	Harris, James	198	106	1,544	53.5	11	6	50	12/101	85.3	
1975	Harris, James	285	157	2,148	55.1	14	15	54	21/180	73.8	
1976	Harris, James	158	91	1,460	57.6	8	6	80	14/151	89.8	
1977	Haden, Pat	216	122	1,551	56.5	11	6	58	17/151	84.4	
1978	Haden, Pat	444	229	2,995	51.6	13	19	68t	32/216	65.0	
1979	Haden, Pat	290	163	1,854	56.2	11	14	50	21/178	68.2	
1980	Ferragamo, Vince	404	240	3,199	59.4	30	19	74t	23/191	89.7	
1981	Haden, Pat	267	138	1,815	51.7	9	13	64	28/227	64.4	
1982	Ferragamo, Vince	209	118	1,609	56.5	9	9	85t	7/65	77.7	
1983	Ferragamo, Vince	464	274	3,276	59.1	22	23	61t	21/178	75.5	
1984	Kemp, Jeff	284	143	2,021	50.4	13	7	63t	24/190	78.7	
1985	Brock, Dieter	365	218	2,658	59.7	16	13	64t	51/351	81.8	
1986	Everett, Jim	147	73	1,018	49.7	8	8	60t	8/50	67.8	
1987	Everett, Jim	302	162	2,064	53.6	10	13	81t	17/139	68.4	
1988	Everett, Jim	517	308	3,964	59.6	31	18	69t	28/197	89.2	
1989	Everett, Jim	518	304	4,310	58.7	29	17	78t	29/214	90.6	
1990	Everett, Jim	554	307	3,989	55.4	23	17	55t	30/198	79.3	
1991	Everett, Jim	490	277	3,438	56.5	11	20	78	30/200	68.9	
1992	Everett, Jim	475	281	3,323	59.2	22	18	67t	26/204	80.1	
1993	Everett, Jim	274	135	1,652	49.3	8	12	60t	18/125	59.7	
1994	Miller, Chris	317	173	2,104	54.6	16	14	54	28/193	73.6	
1995	Miller, Chris	405	232	2,623	57.3	18	15	72	31/244	76.2	
1996	Banks, Tony	368	192	2,544	52.2	15	15	77t	48/306	71.0	
1997	Banks, Tony	487	252	3,254	51.7	14	13	76	43/317	71.5	
1998	Banks, Tony	408	241	2,535	59.1	7	14	80t	41/237	68.6	
1999	Warner, Kurt	499	325	4,353	65.1	41	13	75t	29/201	109.2	
2000	Green, Trent	240	145	2,063	60.4	16	5	64	24/145	101.8	
2001	Warner, Kurt	546	375	4,830	68.7	36	22	65t	38/233	101.4	
2002	Bulger, Marc	214	138	1,826	64.5	14	6	58	12/102	101.5	
2003	Bulger, Marc	532	336	3,845	63.2	22	22	48	37/288	81.4	
2004	Bulger, Marc	485	321	3,964	66.2	21	14	56	41/302	93.7	
2005	Bulger, Marc	287	192	2,297	66.9	14	9	57t	26/192	94.4	
2006	Bulger, Marc	588	370	4,301	63.0	24	8	67t	49/366	92.9	
2007	Bulger, Marc	378	221	2,392	58.5	11	15	40	37/269	70.3	



Year	Player	Att.	Cmp.	Yards	Pct.	TD	Int.	Long	Sk/Yds	Rating
2008	Bulger, Marc	440	251	2,720	57.0	11	13	80t	38/263	71.4
2009	Bulger, Marc	247	140	1,469	56.7	5	6	50	14/85	70.7
2010	Bradford, Sam	590	354	3,512	60.0	18	15	49	34/244	76.5
2011	Bradford, Sam	357	191	2,614	53.5	6	6	68	36/248	70.5
2012	Bradford, Sam	328	551	3,702	59.5	21	13	80t	35/233	82.5
2013	Bradford, Sam	159	262	1,678	60.7	14	4	73	15/97	90.9
2014	Davis, Austin	180	284	2,001	63.4	12	9	59t	29/179	85.1
2015	Foles, Nick	190	337	2,052	56.4	7	10	68	14/98	69.0
2016	Keenum, Case	322	196	2,201	60.9	9	11	65t	23/140	76.4
<b>2017</b>	<b>Goff, Jared</b>	<b>477</b>	<b>296</b>	<b>3,804</b>	<b>62.1</b>	<b>28</b>	<b>5</b>	<b>94t</b>	<b>25/172</b>	<b>100.5</b>

## RUSHING

Year	Player	Att.	Yards	Avg.	Long	TD
1937	Drake, Johnny (Zero)	98	333	3.4		3
1938	Davis, Corbett	71	202	2.8		3
1939	Hall, Parker	120	458	3.8		2
1940	Drake, Johnny (Zero)	130	480	3.6		9
1941	Drake, Johnny (Zero)	101	246	2.4	15	2
1942	Magnani, Dante	59	344	5.8	71	2
1943	Suspended Play/W.W. II					
1944	West, Pat	66	220	3.3	31	0
1945	Gehrke, Fred	74	467	6.3	72	7
1946	Gehrke, Fred	71	371	5.2	53	3
1947	Washington, Kenny	60	444	7.4	92t	5
1948	Hoerner, Dick	76	354	4.7	23	4
1949	Hoerner, Dick	155	582	3.7	37	6
1950	Davis, Glenn	88	416	4.7	55	3
1951	Towler, Dan	126	854	6.8	79t	6
1952	Towler, Dan	156	894	5.7	44t	10
1953	Towler, Dan	152	879	5.8	73t	7
1954	Younger, Paul (Tank)	91	610	6.7	75t	8
1955	Waller, Ron	151	716	4.7	55t	7
1956	Waller, Ron	83	543	6.5	46	1
1957	Wilson, Tom	127	616	4.9	46	3
1958	Arnett, Jon	133	683	5.1	57	6
1959	Matson, Ollie	161	863	5.4	50	6
1960	Arnett, Jon	104	436	4.2	31	2
1961	Arnett, Jon	158	609	3.9	26	4
1962	Bass, Dick	196	1,033	5.3	57	6
1963	Bass, Dick	143	577	3.6	51	5
1964	Wilson, Ben	159	553	3.5	27	5
1965	Bass, Dick	121	549	4.5	44t	2
1966	Bass, Dick	248	1,090	4.4	50	8
1967	Josephson, Les	178	800	4.5	27	4
1968	Ellison, Willie	151	616	4.1	52t	5
1969	Smith, Larry	166	599	3.6	46	1
1970	Josephson, Les	150	640	4.3	23	5
1971	Ellison, Willie	211	1,000	4.7	80t	4
1972	Ellison, Willie	170	764	4.5	37	5
1973	McCutcheon, Lawrence	210	1,097	5.2	37	2
1974	McCutcheon, Lawrence	236	1,109	4.7	23	3
1975	McCutcheon, Lawrence	213	911	4.3	43	2
1976	McCutcheon, Lawrence	291	1,168	4.0	40	9
1977	McCutcheon, Lawrence	294	1,238	4.2	48	7
1978	Bryant, Cullen	178	658	3.7	26	7
1979	Tyler, Wendell	218	1,109	5.1	63t	9
1980	Bryant, Cullen	183	807	4.4	20	3
1981	Tyler, Wendell	260	1,074	4.1	69t	12
1982	Tyler, Wendell	137	564	4.1	54	9
1983	Dickerson, Eric	390	1,808	4.6	85t	18
1984	Dickerson, Eric	379	2,105	5.6	66	14
1985	Dickerson, Eric	292	1,234	4.2	43	12
1986	Dickerson, Eric	404	1,821	4.5	42t	11
1987	White, Charles	324	1,374	4.2	58	11
1988	Bell, Greg	288	1,212	4.2	44	16
1989	Bell, Greg	272	1,137	4.2	47	15
1990	Gary, Cleveland	204	808	4.0	48	14
1991	Delpino, Robert	214	688	3.2	36	9
1992	Gary, Cleveland	279	1,125	4.0	63	7
1993	Bettis, Jerome	294	1,429	4.9	71t	7
1994	Bettis, Jerome	319	1,025	3.2	19	3
1995	Bettis, Jerome	183	637	3.5	41	3
1996	Phillips, Lawrence	193	632	3.3	38	4
1997	Phillips, Lawrence	183	633	3.5	28	8
1998	Henley, June	88	313	3.6	22	3
1999	Faulk, Marshall	253	1,381	5.5	58	7
2000	Faulk, Marshall	253	1,359	5.4	36	18
2001	Faulk, Marshall	260	1,382	5.3	71t	12
2002	Faulk, Marshall	212	953	4.5	44	8



Year	Player .....	Att.	Yards	Avg.	Long	TD
2003	Faulk, Marshall.....	209	818	3.9	52	10
2004	Faulk, Marshall.....	195	774	4.0	40	3
2005	Jackson, Steven.....	254	1,046	4.1	51	8
2006	Jackson, Steven.....	346	1,528	4.4	59t	13
2007	Jackson, Steven.....	237	1,002	4.2	54	5
2008	Jackson, Steven.....	253	1,042	4.1	56t	7
2009	Jackson, Steven.....	324	1,416	4.4	58	4
2010	Jackson, Steven.....	330	1,241	3.8	42t	6
2011	Jackson, Steven.....	260	1,145	4.4	47t	5
2012	Jackson, Steven.....	257	1,042	4.1	46	4
2013	Stacy, Zac.....	250	973	3.9	40t	7
2014	Mason, Tre.....	179	765	4.3	89t	4
2015	<b>Gurley II, Todd.....</b>	<b>229</b>	<b>1,106</b>	<b>4.8</b>	<b>71t</b>	<b>10</b>
2016	<b>Gurley II, Todd.....</b>	<b>278</b>	<b>885</b>	<b>3.2</b>	<b>24t</b>	<b>6</b>
2017	<b>Gurley II, Todd.....</b>	<b>279</b>	<b>1,305</b>	<b>4.7</b>	<b>57t</b>	<b>13</b>

## RECEIVING

Year	Player .....	No.	Yards	Avg.	Long	TD
1937	Busich, Sam .....	13	136	10.5		0
1938	Benton, Jim .....	21	418	19.9		5
1939	Spadacinni, Vic .....	32	292	9.1		1
1940	Benton, Jim .....	22	351	16.0		3
1941	Hickey, Howard (Red) .....	21	294	14.0	39	4
1942	Magnani, Dante.....	24	276	11.5	67	4
1943	Suspended Play/W.W. II					
1944	Benton, Jim .....	39	505	12.9	36	6
1945	Benton, Jim .....	45	1,067	23.7	84	8
1946	Benton, Jim .....	63	993	15.8	57	6
1947	Benton, Jim .....	35	511	14.6	43	6
1948	Fears, Tom .....	51	698	13.7	80	4
1949	Fears, Tom.....	77	1,013	13.2	51t	9
1950	Fears, Tom.....	84	1,116	13.3	53	7
1951	Hirsch, Elroy .....	66	1,495	22.7	91	17
1952	Fears, Tom.....	48	600	12.5	36	6
1953	Hirsch, Elroy .....	61	941	15.4	70	4
1954	Boyd, Bob .....	53	1,212	22.9	80	6
1955	Fears, Tom.....	44	569	12.9	31	2
1956	Clarke, Leon .....	36	650	18.1	60	4
1957	Hirsch, Elroy .....	32	477	14.9	45	6
1958	Shofner, Del .....	51	1,097	21.5	92	8
1959	Shofner, Del.....	47	936	19.9	72	7
1960	Phillips, Jim .....	52	883	17.0	61t	8
1961	Phillips, Jim .....	78	1,092	14.0	69t	5
1962	Phillips, Jim .....	60	875	14.6	65t	5
1963	Phillips, Jim.....	54	793	14.7	52	1
1964	McKeever, Marlin (TE) .....	41	582	14.2	46	1
1965	McDonald, Tom .....	67	1,036	15.5	51	9
1966	Moore, Tom (RB).....	60	433	7.2	30t	3
1967	Casey, Bernie .....	53	871	16.4	57t	8
1968	Truax, Billy (TE).....	35	417	11.9	22	3
1969	Snow, Jack .....	49	734	15.0	74t	6
1970	Snow, Jack.....	51	859	16.8	71	7
1971	Rentzel, Lance .....	38	534	14.1	41	5
1972	Snow, Jack.....	30	590	19.7	57	4
1973	Jackson, Harold .....	40	874	21.9	69	13
1974	McCutcheon, Lawrence (RB).....	39	408	10.5	50	2
1975	Jackson, Harold .....	43	786	18.3	54	7
1976	Jackson, Harold .....	39	751	19.3	65	5
1977	Jackson, Harold .....	48	666	13.9	58	6
1978	Miller, Willie .....	50	767	15.3	52	5
1979	Dennard, Preston .....	43	766	17.8	50	4
1980	Bryant, Cullen (RB).....	53	386	7.3	25	3
1981	Dennard, Preston .....	49	821	16.8	64	4
1982	Tyler, Wendell (RB).....	38	375	9.9	40	4
1983	Barber, Mike (TE).....	55	657	11.9	42t	3
1984	Ellard, Henry .....	34	622	18.3	63t	6
1985	Ellard, Henry .....	54	811	15.0	64t	5
1986	Ellard, Henry .....	34	447	13.1	34	4
1987	Ellard, Henry .....	51	799	15.7	81t	3
1988	Ellard, Henry .....	86	1,414	16.4	68	10
1989	Ellard, Henry .....	70	1,382	19.7	53	8
1990	Ellard, Henry .....	76	1,294	17.0	50t	4
1991	Ellard, Henry .....	64	1,052	16.4	38	3
1992	Gary, Cleveland (RB).....	52	293	5.6	22	3
1993	Ellard, Henry .....	61	945	15.5	54	2
1994	Bailey, Johnny (RB).....	58	516	8.9	28	7
1995	Bruce, Isaac .....	119	1,781	15.0	72	13
1996	Bruce, Isaac.....	84	1,338	15.9	70	7
1997	Lee, Amp (RB).....	61	825	13.5	62	3



Year	Player .....	No.	Yards	Avg.	Long	TD
1998	Lee, Amp (RB) .....	64	667	10.4	44	2
1999	Faulk, Marshall (RB) .....	87	1,048	12.0	57t	5
2000	Bruce, Isaac .....	87	1,471	16.9	78t	9
2001	Faulk, Marshall (RB) .....	83	765	9.2	65t	9
2002	Holt, Torry .....	91	1,302	14.3	58	4
2003	Holt, Torry .....	117	1,696	14.5	48	12
2004	Holt, Torry .....	94	1,372	14.6	75t	10
2005	Holt, Torry .....	102	1,331	13.0	44	9
2006	Holt, Torry .....	93	1,188	12.8	67t	10
2007	Holt, Torry .....	93	1,189	12.8	40	7
2008	Holt, Torry .....	64	796	12.4	45t	3
2009	Avery, Donnie .....	47	589	12.5	50	5
2010	Amendola, Danny .....	85	689	8.1	36	3
2011	Lloyd, Brandon .....	51	683	13.4	37	5
2012	<i>Givens, Chris</i> .....	42	698	16.6	65	3
2013	Cook, Jared (TE) .....	51	671	13.2	47	5
2014	Cook, Jared (TE) .....	52	634	12.2	59t	3
<b>2015</b>	<b>Austin, Tavon</b> .....	<b>52</b>	<b>473</b>	<b>9.1</b>	<b>66t</b>	<b>5</b>
2016	Britt, Kenny .....	68	1,002	14.7	66	5
<b>2017</b>	<b>Kupp, Cooper</b> .....	<b>62</b>	<b>869</b>	<b>14.0</b>	<b>64</b>	<b>5</b>

## PUNTING

Year	Player .....	No.	Yards	Avg.	TB	In 20	Long	Blocks	
1939	Hall, Parker .....	58		41.0			80		
1940	Hall, Parker .....	57		43.0			75		
1941	Hall, Parker .....	49		40.1			67		
1942	Jacobs, Jack .....	33		42.3			66		
1943	Suspended Play/W.W. II								
1944	Reisz, Albie .....	25		40.1			66	0	
1945	Waterfield, Bob .....	39		40.7			68	0	
1946	Waterfield, Bob .....	39	1,743	44.6			65	0	
1947	Waterfield, Bob .....	59	2,500	42.4			86	1	
1948	Waterfield, Bob .....	43	1,833	42.6			88	0	
1949	Waterfield, Bob .....	49	2,177	44.4			61	1	
1950	Waterfield, Bob .....	52	2,087	40.1			61	2	
1951	Van Brocklin, Norm .....	48	1,992	41.5			62	1	
1952	Van Brocklin, Norm .....	29	1,250	43.1			66	0	
1953	Van Brocklin, Norm .....	60	2,529	42.2			57	0	
1954	Van Brocklin, Norm .....	44	1,874	42.6			61	0	
1955	Van Brocklin, Norm .....	60	2,676	44.6			61	0	
1956	Van Brocklin, Norm .....	48	2,070	43.1			72	0	
1957	Van Brocklin, Norm .....	54	2,392	44.3			71	0	
1958	Shofner, Del .....	49	2,018	41.2			62	0	
1959	Shofner, Del .....	48	2,004	41.8			66	1	
1960	Shofner, Del .....	54	2,301	42.6			63	1	
1961	Villanueva, Danny .....	46	1,845	40.1	1		53	0	
1962	Villanueva, Danny .....	87	3,960	45.5	7		65	1	
1963	Villanueva, Danny .....	81	3,678	45.4	0		68	0	
1964	Villanueva, Danny .....	82	3,616	44.1	5		58	0	
1965	Lothridge, Billy .....	42	1,619	38.5	3		55	1	
1966	Kilgore, Jon .....	71	3,037	42.8	4		58	0	
1967	Kilgore, Jon .....	68	2,872	42.2	6		68	2	
1968	Studstill, Pat .....	81	3,207	39.6	4		58	0	
1969	Studstill, Pat .....	80	3,259	40.7	9		60	0	
1970	Studstill, Pat .....	67	2,618	39.1	6		53	0	
1971	Studstill, Pat .....	70	2,896	41.4	6		60	0	
1972	Chapple, Dave .....	53	2,344	44.2	3		70	0	
1973	Chapple, Dave .....	51	2,079	40.8	6		65	1	
1974	Burke, Mike .....	46	1,701	37.0	4		51	0	
1975	Carrell, Duane .....	73	2,874	39.4	9		57	0	
1976	Jackson, Rusty .....	77	3,006	39.0	6	16	61	0	
1977	<i>Walker, Glen</i> .....	73	2,568	35.2	8	11	56	0	
1978	Walker, Glen .....	83	3,069	37.0	5	26	61	2	
1979	Clark, Ken .....	93	3,731	40.1	7	17	60	2	
1980	Corral, Frank .....	76	3,004	39.5	5	15	65	1	
1981	Corral, Frank .....	89	3,735	42.0	3	19	67	0	
1982	Misko, John .....	45	1,961	43.6	2	10	59	1	
1983	Misko, John .....	82	3,301	40.3	12	18	67	0	
1984	Misko, John .....	74	2,866	38.7	9	21	58	0	
1985	<i>Hatcher, Dale</i> .....	87	3,761	43.2	6	32	67	1	
1986	Hatcher, Dale .....	97	3,740	38.6	5	26	57	0	
1987	Hatcher, Dale .....	76	3,140	41.3	4	19	62	0	
1988	Hatcher, Dale .....	36	1,424	39.6	1	13	54	0	
1989	Hatcher, Dale .....	73	2,834	38.8	7	15	54	1	
1990	<i>English, Keith</i> .....	68	2,663	39.2	2	8	58	1	
1991	Hatcher, Dale .....	63	2,403	38.1	5	16	52	0	
1992	Bracken, Don .....	76	3,122	41.1	4	20	59	0	



Year	Player	No.	Yards	Avg.	TB	In 20	Long	Blocks
1993	Landeta, Sean	42	1,825	43.5	7	7	66	0
1994	Landeta, Sean	78	3,494	44.8	9	23	62	0
1995	Landeta, Sean	83	3,679	44.3	12	23	63	0
1996	Landeta, Sean	78	3,491	44.8	9	23	70	0
1997	Horan, Mike	53	2,272	42.9	4	10	60	0
1998	Tuten, Rick	95	4,202	44.2	10	16	64	0
1999	Tuten, Rick	32	1,359	42.5	7	9	70	0
2000	Baker, John	43	1,736	40.4	5	13	59	1
2001	Baker, John	43	1,809	42.1	7	9	58	0
2002	Berger, Mitch	72	3,020	41.9	10	26	64	0
2003	Landeta, Sean	59	2,525	42.8	5	14	57	0
2004	Landeta, Sean	40	1,733	43.3	3	9	63	0
2005	Barker, Bryan	50	2,137	42.7	4	13	63	0
2006	Turk, Matt	69	3,132	45.4	7	26	74	1
2007	Jones, Donnie	78	3,684	47.2	9	18	80	0
2008	Jones, Donnie	82	4,100	50.0	7	20	68	0
2009	Jones, Donnie	90	4,212	46.8	10	34	63	0
2010	Jones, Donnie	94	4,276	45.5	4	20	63	0
2011	Jones, Donnie	105	4,652	44.3	9	29	65	1
<b>2012</b>	<b>Hekker, Johnny</b>	<b>82</b>	<b>3,756</b>	<b>45.8</b>	<b>4</b>	<b>22</b>	<b>68</b>	<b>0</b>
<b>2013</b>	<b>Hekker, Johnny</b>	<b>78</b>	<b>3,609</b>	<b>46.3</b>	<b>4</b>	<b>19</b>	<b>64</b>	<b>0</b>
<b>2014</b>	<b>Hekker, Johnny</b>	<b>80</b>	<b>3,721</b>	<b>46.5</b>	<b>5</b>	<b>33</b>	<b>61</b>	<b>1</b>
<b>2015</b>	<b>Hekker, Johnny</b>	<b>96</b>	<b>4,601</b>	<b>47.8</b>	<b>5</b>	<b>41</b>	<b>68</b>	<b>0</b>
<b>2016</b>	<b>Hekker, Johnny</b>	<b>98</b>	<b>4,680</b>	<b>47.6</b>	<b>1</b>	<b>51</b>	<b>78</b>	<b>0</b>
<b>2017</b>	<b>Hekker, Johnny</b>	<b>65</b>	<b>3,113</b>	<b>47.9</b>	<b>4</b>	<b>30</b>	<b>70</b>	<b>0</b>

## FIELD GOALS

Year	Player	Att.	Made	Pct.	Long
1937	Snyder, Bob	1	1	1.000	30
1938	Peterson, Nelson	2	2	1.000	18
1939	Davis, Corby	2	1	.500	27
1940	Adams, Chet	5	1	.200	29
1941	Adams, Chet	2	1	.500	40
1942	Adams, Chet	6	3	.500	46
1943	Suspended Play/W.W. II				
1944	Zontini, Louis	6	3	.500	39
1945	Waterfield, Bob	3	1	.333	28
1946	Waterfield, Bob	11	6	.545	37
1947	Waterfield, Bob	16	7	.437	45
1948	Waterfield, Bob	11	6	.545	47
1949	Waterfield, Bob	17	9	.529	42
1950	Waterfield, Bob	14	7	.500	46
1951	Waterfield, Bob	23	13	.565	47
1952	Waterfield, Bob	19	11	.579	45
1953	Agajanian, Ben	23	10	.434	47
1954	Agajanian, Ben	25	13	.520	41
1955	Richter, Les	15	10	.667	41
1956	Richter, Les	15	8	.533	32
1957	Cothren, Paige	19	11	.579	44
1958	Cothren, Paige	25	14	.560	43
1959	Michaels, Lou	17	8	.470	40
1960	Villanueva, Danny	19	12	.631	36
1961	Villanueva, Danny	27	13	.481	38
1962	Villanueva, Danny	20	10	.500	51
1963	Villanueva, Danny	17	9	.529	47
1964	Gossett, Bruce	24	18	.750	44
1965	Gossett, Bruce	26	15	.577	49
1966	Gossett, Bruce	49	28	.571	48
1967	Gossett, Bruce	43	20	.465	47
1968	Gossett, Bruce	31	17	.548	37
1969	Gossett, Bruce	34	22	.647	44
1970	Ray, David	29	45	.644	46
1971	Ray, David	29	18	.620	49
1972	Ray, David	41	24	.585	45
1973	Ray, David	47	30	.638	49
1974	Ray, David	31	25	.806	48
1975	Dempsey, Tom	26	21	.808	51
1976	Dempsey, Tom	26	17	.654	49
1977	Septien, Rafael	30	18	.600	45
1978	Corral, Frank	43	29	.674	48
1979	Corral, Frank	25	13	.520	49
1980	Corral, Frank	30	16	.533	47
1981	Corral, Frank	26	17	.654	44
1982	Lansford, Mike	15	9	.600	39
1983	Nelson, Chuck	11	5	.455	41
1984	Lansford, Mike	33	25	.758	50
1985	Lansford, Mike	29	22	.759	52



Year	Player	Att.	Made	Pct.	Long
1986	Lansford, Mike	24	17	.708	50
1987	Lansford, Mike	21	17	.810	48
1988	Lansford, Mike	32	24	.750	49
1989	Lansford, Mike	30	23	.767	48
1990	Lansford, Mike	24	15	.625	46
1991	Zendejas, Tony	17	17	1.000	50
1992	Zendejas, Tony	20	15	.750	49
1993	Zendejas, Tony	23	16	.696	54
1994	Zendejas, Tony	23	18	.783	47
1995	Biasucci, Dean	12	9	.750	51
1996	Lohmiller, Chip	25	21	.840	50
1997	Wilkins, Jeff	37	25	.675	52
1998	Wilkins, Jeff	26	20	.769	57
1999	Wilkins, Jeff	28	20	.714	51
2000	Wilkins, Jeff	17	17	1.000	51
2001	Wilkins, Jeff	29	23	.793	54
2002	Wilkins, Jeff	25	19	.760	47
2003	Wilkins, Jeff	42	39	.929	53
2004	Wilkins, Jeff	24	19	.792	53
2005	Wilkins, Jeff	31	27	.871	53
2006	Wilkins, Jeff	37	32	.864	53
2007	Wilkins, Jeff	32	24	.750	53
2008	Brown, Josh	36	31	.861	54
2009	Brown, Josh	24	19	.792	54
2010	Brown, Josh	39	33	.846	53
2011	Brown, Josh	28	21	.750	49
2012	Zuerlein, Greg	31	23	.741	60
2013	Zuerlein, Greg	28	26	.929	50
2014	Zuerlein, Greg	30	24	.800	56
2015	Zuerlein, Greg	30	20	.667	61
2016	Zuerlein, Greg	22	19	.864	54
2017	Zuerlein, Greg	40	38	.950	56

## SCORING

Year	Player	TDR	TDP	TDRT	PAT	FG	TP
1937	Drake, Johnny (Zero)	3	2	0	0-0	0-0	30
1938	Benton, Jim	1	5	0	0-0	0-0	36
1939	Drake, Johnny (Zero)	9	0	0	0-0	0-0	54
1940	Drake, Johnny (Zero)	9	0	0	2-2	0-0	56
1941	Hickey, Howard (Red)	0	4	0	0-0	0-0	24
1942	Magnani, Dante	2	3	0	0-0	0-0	30
1943	Suspended Play/W.W. II						
1944	Zontini, Lou	3	1	0	14-16	3-6	47
1945	Waterfield, Bob	5	0	0	31-34	1-3	64
1946	Waterfield, Bob	1	0	0	37-37	6-11	61
1947	Waterfield, Bob	1	0	0	27-30	7-16	54
1948	Waterfield, Bob	0	0	0	38-44	6-11	56
1949	Waterfield, Bob	1	0	0	43-46	9-17	77
1950	Waterfield, Bob	1	0	0	54-58	7-14	91
1951	Hirsch, Elroy (WR-RB)	0	17	0	0-0	0-0	102
1952	Waterfield, Bob	1	0	0	44-45	11-19	83
1953	Agajanian, Ben	0	0	0	36-37	10-23	66
1954	Towler, Dan (RB)	11	0	0	0-0	0-0	66
1955	Richter, Les	0	0	0	30-31	13-22	69
1956	Richter, Les	0	0	0	36-38	8-15	60
1957	Cothren, Paige	0	0	0	38-39	11-19	71
1958	Cothren, Paige	0	0	0	42-43	14-25	84
1959	Shofner, Del (WR)	0	7	0	0-0	0-0	42
1960	Villanueva, Danny	0	0	0	28-28	12-19	64
1961	Villanueva, Danny	0	0	0	32-32	13-27	71
1962	Villanueva, Danny	0	0	0	26-27	10-20	56
1963	Villanueva, Danny	0	0	0	25-26	9-17	52
1964	Gossett, Bruce	0	0	0	31-32	18-24	85
1965	Gossett, Bruce	0	0	0	30-32	15-26	75
1966	Gossett, Bruce	0	0	0	29-29	28-49	113
1967	Gossett, Bruce	0	0	0	48-48	20-43	108
1968	Gossett, Bruce	0	0	0	37-37	17-31	88
1969	Gossett, Bruce	0	0	0	36-36	22-34	102
1970	Ray, David	0	0	0	34-34	29-45	121
1971	Ray, David	0	0	0	37-37	18-29	91
1972	Ray, David	0	0	0	31-31	24-41	103
1973	Ray, David	0	0	0	40-42	30-47	130
1974	Ray, David	0	0	0	25-31	9-16	52
1975	Dempsey, Tom	0	0	0	31-36	21-26	94
1976	Dempsey, Tom	0	0	0	36-44	17-26	87
1977	Septien, Rafael	0	0	0	32-35	18-30	86
1978	Corral, Frank	0	0	0	31-33	29-43	118
1979	Corral, Frank	0	0	0	36-39	13-25	75





Year	Player	TDR	TDP	TDRT	PAT	FG	TP
1980	Corral, Frank	0	0	0	51-52	16-30	99
1981	Tyler, Wendell (RB)	12	5	0	0-0	0-0	102
1982	Tyler, Wendell (RB)	9	4	0	0-0	0-0	78
1983	Dickerson, Eric (RB)	18	2	0	0-0	0-0	120
1984	Lansford, Mike	0	0	0	37-38	25-33	112
1985	Lansford, Mike	0	0	0	38-39	22-29	104
1986	Lansford, Mike	0	0	0	34-35	17-24	85
1987	Lansford, Mike	0	0	0	36-38	17-21	87
1988	Lansford, Mike	0	0	0	45-48	24-32	117
1989	Lansford, Mike	0	0	0	51-51	23-30	120
1990	Gary, Cleveland (RB)	14	1	0	0-0	0-0	90
1991	Zendejas, Tony	0	0	0	25-26	17-17	76
1992	Zendejas, Tony	0	0	0	38-38	15-20	83
1993	Zendejas, Tony	0	0	0	23-25	16-23	71
1994	Zendejas, Tony	0	0	0	28-28	18-23	82
1995	Bruce, Isaac (WR)	0	13	0	1*	0-0	80
1996	Lohmiller, Chip	0	0	0	28-29	21-25	91
1997	Wilkins, Jeff	0	0	0	32-32	25-37	107
1998	Wilkins, Jeff	0	0	0	25-26	20-26	85
1999	Wilkins, Jeff	0	0	0	64-64	20-28	124
2000	Faulk, Marshall (RB)	26	0	0	2*	0-0	160
2001	Faulk, Marshall (RB)	21	0	0	1*	0-0	128
2002	Wilkins, Jeff	0	0	0	37-37	19-25	94
2003	Wilkins, Jeff	0	0	0	46-46	39-42	163
2004	Wilkins, Jeff	0	0	0	32-32	19-24	89
2005	Wilkins, Jeff	0	0	0	36-36	27-31	117
2006	Wilkins, Jeff	0	0	0	36-36	32-37	131
2007	Wilkins, Jeff	0	0	0	25-25	24-32	97
2008	Brown, Josh	0	0	0	19-19	31-36	112
2009	Brown, Josh	0	0	0	16-16	19-24	73
2010	Brown, Josh	0	0	0	26-27	33-39	125
2011	Brown, Josh	0	0	0	18-18	21-28	81
2012	Zuerlein, Greg	0	0	0	26-26	23-31	95
2013	Zuerlein, Greg	0	0	0	34-34	26-28	112
2014	Zuerlein, Greg	0	0	0	34-35	24-30	106
2015	Zuerlein, Greg	0	0	0	26-28	20-30	86
2016	Zuerlein, Greg	0	0	0	23-23	19-22	80
2017	Zuerlein, Greg	0	0	0	44-46	38-40	158

\*2-point Conversion

## KICKOFF RETURNS

Year	Player	No.	Yards	Avg.	Long	TD
1942	Magnani, Dante	11	250	22.7	37	0
1943	Suspended Play/W.W. II					
1944	Reisz, Al	12	285	23.7	44	0
1945	Gehrke, Fred	9	173	19.2	30	0
1946	Gehrke, Fred	8	186	23.2	28	0
1947	Harmon, Tom	9	208	23.1	34	0
1948	Gehrke, Fred	17	464	27.3	92t	1
1949	Kalmanir, Tom	18	403	22.4	57	0
1950	Smith, Verda (Vitamin T.)	22	742	33.7	97t	3
1951	Davis, Glenn	9	179	19.9	33	0
1952	Quinlan, Skeet	17	440	25.9	56	0
1953	Lewis, Woodley	32	830	25.9	69	0
1954	Lewis, Woodley	34	836	24.6	88t	1
1955	Waller, Ron	17	461	27.1	39	0
1956	Wilson, Tom	15	477	31.8	103t	1
1957	Arnett, Jon	18	504	28.0	98t	1
1958	Arnett, Jon	16	331	20.7	32	0
1959	Matson, Ollie	16	367	22.9	48	0
1960	Arnett, Jon	17	416	24.5	43	0
1961	Bass, Dick	23	698	30.3	64	0
1962	Atkins, Pervis	28	676	24.1	41	0
1963	Shannon, Carver	28	823	29.4	99t	1
1964	Shannon, Carver	18	442	24.6	40	0
1965	Smith, Bob	17	451	26.9	56	0
1966	Williams, Clarence	15	420	28.0	81	0
1967	Ellison, Willie	13	340	26.2	58	0
1968	Smith, Ron	26	718	27.6	94t	1
1969	Smith, Ron	27	585	21.6	37	0
1970	Haymond, Alvin	35	1,022	29.2	98t	1
1971	Williams, Travis	25	743	29.7	105t	1
1972	Ellison, Willie	14	345	24.6	32	0
1973	Bryant, Cullen	13	369	28.4	93	1
1974	Bryant, Cullen	23	617	26.8	84	1
1975	McGee, Willie	17	404	23.8	46	0



Year	Player	No.	Yards	Avg.	Long	TD
1976	Bryant, Cullen	16	459	28.7	90	1
1977	Tyler, Wendell	24	523	21.8	27	0
1978	Latin, Jerry	22	467	21.2	41	0
1979	Hill, Drew	40	803	20.1	39	0
1980	Hill, Drew	43	880	20.5	98t	1
1981	Hill, Drew	60	1,170	19.5	50	0
1982	Redden, Barry	22	502	22.8	85	0
1983	Redden, Barry	18	358	18.8	43	0
1984	Redden, Barry	23	530	23.0	40	0
1985	Brown, Ron	28	918	32.8	98t	3
1986	Brown, Ron	36	794	22.1	55	0
1987	Brown, Ron	27	581	21.5	95t	1
1988	Brown, Ron	19	401	21.1	73	0
1989	Brown, Ron	47	968	20.6	74	0
1990	Green, Gaston	25	560	22.4	99t	1
1991	Turner, Vernon	24	457	19.0	36	0
1992	Turner, Vernon	29	569	19.6	35	0
1993	Boykin, Deral	13	216	16.6	35	0
1994	Lang, David	27	626	23.2	57	0
1995	Thomas, J.T.	32	752	23.5	46	0
1996	Thomas, J.T.	30	643	21.4	43	0
1997	Thompson, David	49	1,110	22.7	56	0
1998	Horne, Tony	56	1,306	23.3	102t	1
1999	Horne, Tony	30	892	29.7	101t	2
2000	Horne, Tony	57	1,379	24.2	103t	1
2001	Canidate, Trung	36	748	20.8	40	0
2002	Wilkins, Terrence	47	1,074	22.9	42	0
2003	Harris, Arlen	51	1,175	23.0	42	0
2004	Harris, Arlen	47	951	20.2	29	0
2005	Johnson, Chris	38	857	22.6	99t	1
2006	Ponder, Willie	26	605	23.3	40	0
2007	Hall, Dante	29	729	25.1	84	0
2008	Hall, Dante	37	763	20.6	41	0
2009	Amendola, Danny	66	1,618	24.5	58	0
2010	Amendola, Danny	50	1,142	22.8	84	0
2011	Porter, Quinn	25	554	22.2	32	0
2012	Givens, Chris	23	539	23.4	48	0
<b>2013</b>	<b>Austin, Tavon</b>	<b>18</b>	<b>398</b>	<b>22.1</b>	<b>32</b>	<b>0</b>
2014	Cunningham, Benny	35	963	27.5	75	0
2015	Cunningham, Benny	25	714	28.6	102	0
2016	Cunningham, Benny	22	599	27.2	61	0
<b>2017</b>	<b>Cooper, Pharoah</b>	<b>34</b>	<b>932</b>	<b>27.4</b>	<b>103t</b>	<b>1</b>

## PUNT RETURNS

Year	Player	No.	FC	Yards	Avg.	Long	TD
1941	Hall, Parker	13		125	9.6	25	0
1942	Hall, Parker	12		148	12.3	32	0
1943	Suspended Play/W.W. II						
1944	Kabealo, Mike	7		64	9.1	16	0
1945	Gehrke, Fred	8		120	15.0	49	0
1946	Gehrke, Fred	8		59	7.3	20	0
1947	Harmon, Tom	27		392	14.5	88t	1
1948	Horvath, Les	13		203	15.6	27	0
1949	Smith, Verda (Vitamin T.)	27		427	15.8	85t	1
1950	Smith, Verda (Vitamin T.)	22		218	9.9	30	0
1951	Smith, Verda (Vitamin T.)	12		139	11.6	37	0
1952	Lewis, Woodley	19		351	18.5	83t	2
1953	Lewis, Woodley	35		267	7.6	78	1
1954	Lewis, Woodley	22		82	3.7	16	0
1955	Waller, Ron	14		60	4.3	21	0
1956	Sherman, Will	12		100	8.3	76	1
1957	Arnett, Jon	14		85	6.1	22	0
1958	Arnett, Jon	18		223	12.4	58	0
1959	Arnett, Jon	17		184	10.8	71t	1
1960	Bass, Dick	11		62	5.6	22	0
1961	Arnett, Jon	10		75	7.5	17	0
1962	Atkins, Pervis	11	5	94	8.5	45	0
1963	Shannon, Carver	15	11	132	8.8	29	0
1964	Shannon, Carver	15	6	81	5.4	22	0
1965	Stiger, Jim	13	2	106	8.2	22	0
1966	Stiger, Jim	33	7	259	7.8	49	0
1967	Cross, Irv	17	6	136	8.0	39	0
1968	Meador, Ed	17	15	136	8.0	40	0
1969	Haymond, Alvin	33	8	435	13.2	52	0



Year	Player	No.	FC	Yards	Avg.	Long	TD
1970	Haymond, Alvin	53	15	376	7.1	30	0
1971	Haymond, Alvin	24	11	123	5.1	28	0
1972	Bertelsen, Jim	16	3	232	14.5	60	0
1973	Bertelsen, Jim	26	10	259	10.0	34	0
1974	Bertelsen, Jim	11	4	132	12.0	19	0
1975	Bertelsen, Jim	11	1	143	13.0	38	0
1976	Bryant, Cullen	29	2	321	11.1	25	0
1977	Bryant, Cullen	20	1	141	7.1	26	0
1978	Wallace, Jackie	52	5	618	11.9	58	0
1979	Brown, Eddie	56	19	332	5.9	30	0
1980	Irvin, LeRoy	42	7	296	7.0	26	0
1981	Irvin, LeRoy	46	6	615	13.4	84t	3
1982	Irvin, LeRoy	22	1	243	11.0	63t	1
1983	Ellard, Henry	16	4	217	13.6	72t	1
1984	Ellard, Henry	30	3	403	13.4	83t	2
1985	Ellard, Henry	37	9	501	13.5	80t	1
1986	Ellard, Henry	14	11	127	9.1	20	0
1987	Ellard, Henry	15	6	107	7.1	29	0
1988	Hicks, Clifford	25	0	144	5.8	13	0
1989	Henley, Darryl	29	19	273	9.4	25	0
1990	Henley, Darryl	19	4	195	10.3	26	0
1991	Turner, Vernon	23	4	201	8.7	29	0
1992	Turner, Vernon	28	6	207	7.4	23	0
1992	Turner, Vernon	28	6	207	7.4	23	0
1993	Buchanan, Richard	8	1	41	5.1	12	0
1994	Bailey, Johnny	19	4	153	8.1	24	0
1995	Kinchen, Todd	53	7	416	7.8	27	0
1996	Kennison, Eddie	29	16	643	14.6	78t	2
1997	Kennison, Eddie	34	20	247	7.3	43	0
1998	Kennison, Eddie	40	25	415	10.4	71t	1
1999	Hakim, Az-Zahir	44	22	461	10.5	84t	1
2000	Hakim, Az-Zahir	32	17	489	15.3	86t	1
2001	Hakim, Az-Zahir	36	12	330	9.2	32	0
2002	Wilkins, Terrence	25	13	242	9.7	55	0
2003	Groce, DeJuan	19	3	135	7.1	19	0
2004	McDonald, Shaun	30	18	143	4.8	39	0
2005	Looker, Dane	8	2	69	8.6	17	0
2006	McDonald, Shaun	23	14	172	7.5	33	0
2007	Hall, Dante	19	6	286	15.1	85t	1
2008	Stanley, Derek	11	4	101	9.2	33	0
2009	Amendola, Danny	31	11	360	11.6	56	0
2010	Amendola, Danny	40	18	452	11.3	42	0
2011	Pettis, Austin	15	10	139	9.3	39	0
2012	Amendola, Danny	17	10	122	7.2	22	0
2013	Austin, Tavon	33	11	280	8.5	98t	1
2014	Austin, Tavon	35	23	391	11.2	78t	1
2015	Austin, Tavon	34	15	268	7.9	75t	1
2016	Austin, Tavon	44	16	364	8.3	47	0
2017	Cooper, Pharaoh	32	8	399	12.5	53	0

## INTERCEPTIONS

Year	Player	No.	Yards	Avg.	Long	TD
1941	Drake, Johnny (Zero)	2	66	33.0	54	0
1942	Jacobs, Jack	4	22	5.5	22	0
1943	Suspended Play/W.W. II					
1944	Colella, Tom	4	53	13.3	19	0
1945	Waterfield, Bob	6	92	15.3	29	0
1946	Waterfield, Bob	5	72	14.4	28	0
1947	Harmon, Tom	8	136	17.0	36	1
1948	Naumetz, Fred	4	75	18.8	68	0
1949	Sims, George	9	78	8.7	27	1
1950	Lewis, Woodley	12	275	22.9	36	0
1951	Hecker, Norb	3	74	24.7	36	0
1952	Lane, Dick (Night Train)	14	298	21.3	80t	2
1953	Hecker, Norb	7	91	13.0	24	0
1954	Sherman, Will	6	70	11.7	28	0
1955	Sherman, Will	11	101	9.2	36	0
1956	Sherman, Will	4	122	30.5	95t	1
1957	Richter, Les	4	60	15.0	25	0
1958	Burroughs, Don	7	72	10.3	46	0
1959	Meador, Ed	3	3	1.0	3	0
1960	Britt, Charley	5	117	23.4	73t	1
1961	Crow, Lindon	6	117	19.5	31	0
1962	Crow, Lindon	5	100	20.0	65t	1
1963	Meador, Ed	6	38	6.3	20	0
1964	Richardson, Jerry	5	146	29.2	41	0
1965	Martin, Aaron	2	60	30.0	37t	1
1966	Williams, Clarence	8	97	12.1	32t	1



Year	Player .....No.	Yards	Avg.	Long	TD
1967	Meador, Ed .....8	103	12.9	30t	2
1968	Williams, Clarence .....7	51	7.3	36	0
1969	Meador, Ed .....5	97	19.4	38t	2
1970	Williams, Clarence .....5	108	21.6	65t	1
1971	Howard, Gene .....6	99	16.5	35	0
1972	Nettles, Jim .....6	168	28.0	43	0
1973	Stukes, Charlie .....5	104	20.8	42	0
1974	Elmendorf, Dave .....7	186	26.6	57t	2
1975	Simpson, Bill .....6	90	15.0	29	0
1976	Jackson, Monte .....10	173	17.3	46	3
1977	Simpson, Bill .....6	157	26.2	42	0
1978	Perry, Rod .....8	117	14.6	44t	3
1979	Cromwell, Nolan .....5	109	21.8	34	0
1980	Cromwell, Nolan .....8	140	17.5	34	1
1981	Cromwell, Nolan .....5	94	18.8	94t	1
1982	Perry, Rod .....3	57	19.0	33	0
1983	Collins, Kirk .....5	113	22.6	58	0
1984	Irvin, LeRoy .....5	166	33.2	81t	2
1985	Green, Gary .....6	84	14.0	41t	1
1986	Gray, Jerry .....8	101	12.6	28	0
1987	Irvin, LeRoy .....2	47	23.5	47t	1
1988	Johnson, Johnnie .....4	18	4.5	11	0
1989	Gray, Jerry .....6	48	8.0	27t	1
1990	Humphery, Bobby .....4	52	13.0	44t	1
1991	Gray, Jerry .....3	83	27.7	59t	1
1992	Henley, Darryl .....4	41	10.3	25	0
1993	Bailey, Robert .....2	41	20.5	41	0
1994	Pope, Marquez .....3	66	22.0	51	0
1995	Wright, Toby .....6	79	13.2	27	0
1996	Lyle, Keith .....9	152	16.9	68	0
1997	McNeil, Ryan .....9	127	14.1	75t	1
1998	Lyght, Todd .....3	30	10.0	17	0
	Lyle, Keith .....3	20	6.7	20	0
1999	Lyght, Todd .....6	112	18.7	57t	1
2000	McCleon, Dexter .....8	28	3.5	23	0
2001	Bly, Dre' .....6	150	25.0	93t	2
2002	Herring, Kim .....3	38	12.7	36	0
2003	Fisher, Travis .....4	205	51.3	74t	2
	Williams, Aeneas .....4	82	20.5	46t	1
	Butler, Jerametrious .....4	72	18.0	45	0
	Polley, Tommy (LB) .....4	32	8.0	22	0
2004	Butler, Jerametrious .....5	15	3.0	10	0
2005	Furrey, Mike .....4	143	35.8	67t	1
2006	Bartell, Ron .....3	63	21.0	38t	1
	Hill, Tye .....3	20	6.7	14	0
	Brown, Fakhir .....3	17	5.7	20	0
	Atogwe, Oshiomogho .....3	8	2.7	7	0
2007	Atogwe, Oshiomogho .....8	125	15.6	52t	1
2008	Atogwe, Oshiomogho .....5	91	18.2	43	0
2009	Butler, James .....3	17	5.6	17	0
2010	Feltcher, Bradley .....4	41	10.3	28	0
2011	Gordy, Josh .....3	37	12.3	30	0
2012	Jenkins, Janoris .....4	150	37.5	41t	3
2013	Johnson, Trumaine .....3	36	12.0	29	0
2014	Johnson, Trumaine .....3	69	23.0	43t	1
2015	Johnson, Trumaine .....7	136	19.4	58t	1
2016	Alexander, Maurice .....2	19	9.5	19	0
	Barron, Mark .....2	8	4.0	7	0
	McDonald, T.J. ....2	0	0.0	0	0
	Ogletree, Alec .....2	15	7.5	8	0
2017	Joyner, Lamarcus .....3	104	34.7	46	1
	Barron, Mark .....3	29	9.7	15	0

## TACKLES (Unofficial)

Year	Player	Solo	Assists	Total
1962	McKeever, Marlin (LB)	58	31	89
1963	Pardee, Jack (LB)	46	25	71
1964	Jones, David (DE)	75	22	97
1965	Jones, David (DE)	68	27	95
1966	Jones, David (DE)	98	14	112
1967	Jones, David (DE)	100	39	139
1968	Jones, David (DE)	87	23	110
1969	Jones, David (DE)	59	55	114
1970	Pottios, Myton (LB)	62	26	88
1971	McKeever, Marlin (LB)	76	32	108
1972	Robinson, Isiah (LB)	59	23	82
1973	Reynolds, Jack (LB)	58	28	86
1974	Reynolds, Jack (LB)	72	29	101
1975	Reynolds, Jack (LB)	74	38	112
1976	Reynolds, Jack (LB)	89	31	120
1977	Elmendorf, Dave (S)	59	35	94
1978	Youngblood, Jim (LB)	80	43	120
1979	Reynolds, Jack (LB)	83	61	144



Year	Player	Solo	Assists	Total
1980	Reynolds, Jack (LB)	81	38	119
1981	Ekern, Carl (LB)	85	46	131
1982	Andrews, George (LB)	47	20	67
1983	Ekern, Carl (LB)	94	36	130
1984	Collins, Jim (LB)	142	43	185
1985	Collins, Jim (LB)	103	37	140
1986	Newsome, Vince (S)	91	22	113
1987	Collins, Jim (LB)	78	12	90
1988	Ekern, Carl (LB)	64	29	93
1989	Newsome, Vince (S)	64	25	89
1990	Newsome, Vince (S)	74	18	92
1991	Kelm, Larry (LB)	88	17	105
1992	Greene, Kevin (LB)	75	12	87
1993	Phifer, Roman (LB)	96	21	117
1994	Conlan, Shane (LB)	82	24	106
1995	Phifer, Roman (LB)	106	43	149
1996	Phifer, Roman (LB)	123	47	170
1997	Jones, Robert (LB)	72	43	115
1998	Jenkins, Billy (S)	90	31	121
1999	Fletcher, London (LB)	80	58	138
2000	Fletcher, London (LB)	117	76	193
2001	Fletcher, London (LB)	113	76	189
2002	Archuleta, Adam (S)	101	48	149
2003	Tinoisamoa, Pisa (LB)	70	51	121
2004	Tinoisamoa, Pisa (LB)	100	45	145
2005	Tinoisamoa, Pisa (LB)	91	43	134
2006	Witherspoon, Will (LB)	104	32	136
2007	Witherspoon, Will (LB)	103	29	132
2008	Tinoisamoa, Pisa (LB)	88	47	135
2009	Laurinaitis, James (LB)	98	48	146
2010	Laurinaitis, James (LB)	98	16	114
2011	Laurinaitis, James (LB)	101	41	142
2012	Laurinaitis, James (LB)	132	42	174
<b>2013</b>	<b>Ogletree, Alec (LB)</b>	<b>124</b>	<b>31</b>	<b>155</b>
<b>2014</b>	<b>Ogletree, Alec (LB)</b>	<b>110</b>	<b>59</b>	<b>169</b>
<b>2015</b>	<b>Barron, Mark (LB/S)</b>	<b>107</b>	<b>28</b>	<b>135</b>
<b>2016</b>	<b>Ogletree, Alec (LB)</b>	<b>132</b>	<b>39</b>	<b>171</b>
<b>2017</b>	<b>Ogletree, Alec (LB)</b>	<b>77</b>	<b>51</b>	<b>128</b>

## SACKS (Not an official sack until 1982)

Year	Player	No.
1950	Jack Zilly (DE)	7.0
1951	Larry Brink (DE)	3.0
1952	Andy Robustelli (DE)	7.5
1953	Andy Robustelli (DE)	8.0
1954	Andy Robustelli (DE)	4.0
1955	Andy Robustelli (DE)	6.0
1956	Paul Miller (DE)	6.0
1957	Dick Daugherty (LB)	8.0
1958	Lou Michaels (DE)	6.0
1959	George Struger (DT)	5.0
1960	Gene Brito (DE)	7.0
1961	Lamar Lundy (DE)	11.0
1962	Deacon Jones (DE)	12.0
1963	Lamar Lundy (DE)	9.0
1964	Deacon Jones (DE)	22.0
1965	Deacon Jones (DE)	19.0
1966	Deacon Jones (DE)	18.0
1967	Deacon Jones (DE)	21.0
1968	Deacon Jones (DE)	22.0
1969	Deacon Jones (DE)	15.0
1970	Deacon Jones (DE)	12.0
1971	Coy Bacon (DE)	11.0
1972	Coy Bacon (DE)	11.5
1973	Jack Youngblood (DE)	16.5
1974	Jack Youngblood (DE)	15.0
1975	Jack Youngblood (DE)	15.0
1976	Jack Youngblood (DE)	14.5
	Larry Brooks (DT)	14.5
1977	Jack Youngblood (DE)	8.5
1978	Larry Brooks (DE)	8.0
1979	Jack Youngblood (DE)	18.0
1980	Jack Youngblood (DE)	11.5



<b>Year</b>	<b>Player</b>	<b>No.</b>
1981	Jack Youngblood (DE)	12.5
1982	Mike Fanning (DT)	5.0
1983	Jack Youngblood (DE)	10.5
1984	Jack Youngblood (DE) .....	9.5
1985	Mike Wilcher (LB).....	12.5
1986	Gary Jeter (DE) .....	8.0
1987	Gary Jeter (DE) .....	7.0
1988	Kevin Greene (LB).....	16.5
1989	Kevin Greene (LB).....	16.5
1990	Kevin Greene (LB).....	13.0
1991	Kevin Greene (LB).....	3.0
	Gerald Robinson (DE).....	3.0
1992	Kevin Greene (LB).....	10.0
1993	Sean Gilbert (DT).....	10.5
1994	Robert Young (DE).....	6.5
1995	D'Marco Farr (DT).....	11.0
1996	Kevin Carter (DE).....	9.5
1997	Leslie O'Neal (DE).....	10.0
1998	Kevin Carter (DE).....	12.0
1999	Kevin Carter (DE).....	17.0
2000	Grant Wistrom (DE).....	11.0
2001	Leonard Little (DE) .....	14.5
2002	Leonard Little (DE) .....	12.0
2003	Leonard Little (DE) .....	12.5
2004	Bryce Fisher (DE).....	8.5
2005	Leonard Little (DE) .....	9.5
2006	Leonard Little (DE) .....	13.0
2007	Will Witherspoon (LB).....	7.0
2008	James Hall (DE) .....	6.5
2009	Leonard Little (DE) .....	6.5
2010	James Hall (DE) .....	10.5
2011	Chris Long (DE).....	13.0
2012	Chris Long (DE).....	11.5
<b>2013</b>	<b>Robert Quinn (DE) .....</b>	<b>19.0</b>
<b>2013</b>	<b>Robert Quinn (DE) .....</b>	<b>10.5</b>
<b>2015</b>	<b>Aaron Donald (DT).....</b>	<b>11.0</b>
<b>2016</b>	<b>Aaron Donald (DT).....</b>	<b>8.0</b>
<b>2017</b>	<b>Aaron Donald (DT).....</b>	<b>11.0</b>



# INDIVIDUAL RECORDS



## SERVICE

### Most Seasons

20	Jackie Slater, 1976-95
15	Charlie Cowan, 1961-75 Joe Scibelli, 1961-75 Merlin Olsen, 1962-76
14	Jack Youngblood, 1971-84 Doug Smith, 1978-91 Isaac Bruce, 1994-2007

### Most Games Played

259	Jackie Slater, 1976-95
208	Merlin Olsen, 1962-76
206	Charlie Cowan, 1961-75

### Most Consecutive Games Played

201	Jack Youngblood, 1971-84
198	Merlin Olsen, 1962-76
184	Tom Mack, 1966-1978

## SCORING

### Most Seasons Leading Team

9	Jeff Wilkins, 1997-99, 2002-07
7	Bob Waterfield, 1946-52
6	Bruce Gossett, 1964-69 Mike Lansford, 1982-90

### Greg Zuerlein, 2012-Present

### Most Consecutive Seasons Leading Team

6	Bruce Gossett, 1964-69 Mike Lansford, 1984-89 Bob Waterfield, 1945-50 Jeff Wilkins, 2002-07 Greg Zuerlein, 2012-present
5	David Ray, 1970-74
4	Danny Villaneuva, 1960-63 Tony Zendejas, 1991-94

## POINTS

### Career

1,223	Jeff Wilkins, 1997-2007 (428 pat, 265 fg)
789	Mike Lansford, 1982-90 (315 pat, 158 fg)
<b>637</b>	<b>Greg Zuerlein, 2012-present (183 pat, 148 fg)</b>

### Season

163	Jeff Wilkins, 2003 (39 fg, 46 pat)
160	Marshall Faulk, 2000 (26 td, 2 two-point conv.)
<b>158</b>	<b>Greg Zuerlein, 2017 (36 fg, 35 pat)</b>

### Season, Rookie

120	Eric Dickerson, 1983 (20 td)
118	Frank Corral, 1978 (31 pat, 29 fg)
<b>95</b>	<b>Greg Zuerlein, 2012 (26 pat, 23 fg)</b>

### Game

24	Bob Shaw, vs. Washington, 12/11/49 (4 td) Elroy Hirsch, vs. New York Yanks, 9/28/51 (4 td) Harold Jackson, vs. Dallas, 10/14/73 (4 td) Az-Zahir Hakim, at Cincinnati, 10/3/99 (4 td) Isaac Bruce, vs. San Francisco, 10/10/99 (4 td) Marshall Faulk, at San Francisco, 10/29/00 (4 td) Marshall Faulk, vs. Minnesota, 12/10/00 (4 td) Marshall Faulk, at Tampa Bay, 12/18/00 (4 td) Marshall Faulk, vs. Indianapolis, 12/30/01 (4 td) Marshall Faulk, vs. Seattle, 10/20/02 (4 td) Steven Jackson, at Minnesota, 12/31/06 (4 td) <b>Todd Gurley II, at Seattle, 12/17/17 (4 td)</b>
<b>23</b>	<b>Greg Zuerlein, at Dallas, 10/1/17 (7 fg, 2 pat)</b>
21	Jeff Wilkins, vs. San Diego, 10/1/00 (5 fg, 6 pat)
<b>18</b>	<b>Many times, last by Todd Gurley, at San Francisco 9/21/17 (3 td)</b>

### Game, Opponent

26	Gordy Soltau, at San Francisco, 10/28/51 (3 td, 1 fg, 5 pat)
24	Many times, last by Ron Moore, at Phoenix, 12/4/93 (4 td)
21	Two times, last by Rich Karlis, at Minnesota, 11/15/89 (7 fg)

## TOUCHDOWNS

### Career

85	Marshall Faulk, 1999-2006 (58 r, 27 p)
84	Isaac Bruce, 1994-2007 (84 p)
74	Torry Holt, 1999-2008 (74 p)

### Season

26	Marshall Faulk, 2000 (18 r, 8 p)
21	Marshall Faulk, 2001 (12 r, 9 p)
20	Eric Dickerson, 1983 (18 r, 2 p)

### Game

4	Bob Shaw, vs. Washington, 12/11/49 (4 p) Elroy Hirsch, vs. New York Yanks, 9/28/51 (4 p) Harold Jackson, vs. Dallas, 10/14/73 (4 p) Az-Zahir Hakim, at Cincinnati, 10/3/99 (3p, 1 pr) Isaac Bruce, vs. San Francisco, 10/10/99 (4 p) Marshall Faulk, at San Francisco, 10/29/00 (2 r, 2 p) Marshall Faulk, vs. Minnesota, 12/10/00 (4 r) Marshall Faulk, at Tampa Bay, 12/18/00 (3 r, 1 p) Marshall Faulk, vs. Indianapolis, 12/30/01 (3 r, 1 p) Marshall Faulk, vs. Seattle, 10/20/02 (3 r, 1 p) Steven Jackson, at Minnesota, 12/31/06 (3 r, 1 p) <b>Todd Gurley II, at Seattle, 12/17/17 (3 r, 1 p)</b>
<b>3</b>	<b>Many times, last by Todd Gurley, at San Francisco 9/21/17 (2 rec. 1 rush)</b>
<b>2</b>	<b>Many times, last by Todd Gurley, at Tennessee 12/24/17 (2 rec)</b>

### Game, Opponent

4	Lenny Moore, at Baltimore, 10/16/60 (4 r) Ron Moore, at Phoenix, 12/4/93 (4 r)
3	Many times, last by Torrey Smith, Baltimore, 9/25/11
2	Many times, last by Michael Thomas, New Orleans, 11/27/16

### Most Consecutive Games Scoring Touchdown

11	Elroy Hirsch, 1950-51
10	Eric Dickerson, 1983 Greg Bell, 1988-89
9	Marshall Faulk, 2001-02

## POINTS AFTER TOUCHDOWN

### Most Attempted, Career

429	Jeff Wilkins, 1997-2007
336	Bob Waterfield, 1945-52
325	Mike Lansford, 1982-90

### Most Attempted, Season

64	Jeff Wilkins, 1999
58	Bob Waterfield, 1950
52	Frank Corral, 1980

### Most Attempted, Game

9	Bob Waterfield vs. Baltimore, 10/22/50
8	Paige Cothren, vs. San Francisco, 11/9/58 Tom Dempsey, vs. Atlanta, 12/4/76 Chip Lohmiller, vs. Atlanta, 11/10/96
7	Many times, last by Greg Zuerlein, vs. Oak., 11/30/14

\*NFL Record

† Ties NFL Record



### Most Made, Career

428	Jeff Wilkins, 1997-2007
315	Bob Waterfield, 1945-52 Mike Lansford, 1982-90
211	Bruce Gossett, 1964-69

### Most Made, Season

64	Jeff Wilkins, 1999
58	Jeff Wilkins, 2001
54	Bob Waterfield, 1950

### Most Made, Game

†9	Bob Waterfield, vs. Baltimore, 10/22/50
8	Paige Cothren, vs. San Francisco, 11/9/58
7	Bob Waterfield, at New York Giants, 11/14/48 Bruce Gossett, vs. New York Giants, 11/13/66 Jeff Wilkins, vs. Carolina 11/11/01 <b>Greg Zuerlein, vs. Oakland, 11/30/14</b>

### Most Made, Game, Opponent

8	Tom Feamster, at Baltimore, 11/25/56 Cliff Patton, at Philadelphia, 10/7/50
7	Bob Jencks, vs. Chicago, 10/13/63
6	Many times, last by S. Gostkowski, vs. NE, 10/28/12

### Most Consecutive Made

371	Jeff Wilkins, 1999-2007
165	Bruce Gossett, 1965-69
102	David Ray, 1970-72

### Highest Percentage Made, Career (83 attempts)

99.8	Jeff Wilkins, 1997-2007 (403-404)
98.7	Josh Brown, 2008-11 (79-80)
98.2	Danny Villanueva, 1960-63 (111-113)

### Most Made, No Misses, Season

64	Jeff Wilkins, 1999
58	Jeff Wilkins, 2001
51	Mike Lansford, 1989

## TWO-POINT CONVERSIONS

### Most Two Point Conversions, Career

7	Marshall Faulk, 1999-2006
3	Isaac Bruce, 1994-2007
2	Jerome Bettis, 1993-95 Tony Banks, 1996-98 Ricky Proehl, 1998-2002

### Most Two Point Conversions, Season

2	Jerome Bettis, 1994 Marshall Faulk, 2000 Marshall Faulk, 2004
1	Many times, last by Sam Bradford, Benny Cunningham & Isaiah Pead, 2013

### Most Two Point Conversions, Game

2	Marshall Faulk, vs. Atlanta, 10/15/00 (2 runs)
1	Many times, last by Jared Cook, vs. San Francisco, 11/01/15

### Most Two Point Conversions, Opponent, Season

2	Terance Mathis, Atlanta, 1994
2	Reggie Bush, New Orleans, 2007

### Most Two Point Conversions, Opponent, Game

2	Reggie Bush, at New Orleans, 11/11/07 (2 runs)
1	Many times, last by Marshawn Lynch, vs. Sea., 9/13/15 (rush)

## FIELD GOALS

### Most Attempted, Career

328	Jeff Wilkins, 1997-2007
217	Mike Lansford, 1982-90
207	Bruce Gossett, 1964-69

### Most Attempted, Season

49	Bruce Gossett, 1966
47	David Ray, 1973
45	David Ray, 1970

### Most Attempted, Game

7	Bob Waterfield, vs. Detroit, 12/9/51 Jeff Wilkins, vs. Denver, 9/10/06 <b>Greg Zuerlein, at Dallas, 10/1/17</b>
6	Five times, last by David Ray, at New Orleans, 11/26/72
5	Many times, last by Greg Zuerlein, vs. Denver, 11/17/14

### Most Attempted, Opponent, Game

7	Rich Karlis, at Minnesota, 11/5/89
6	Five times, last by John Carney, vs. New Orleans, 9/26/04
5	Many times, last by Blair Walsh, vs MIN, 12/16/12

### Most Made, Career

265	Jeff Wilkins, 1997-2007
158	Mike Lansford, 1982-90
150	<b>Greg Zuerlein, 2012-Present</b>

### Most Made, Season

39	Jeff Wilkins, 2003
38	<b>Greg Zuerlein, 2017</b>
33	Josh Brown, 2010

### Most Made, Season, Rookie

29	Frank Corral, 1978
23	<b>Greg Zuerlein, 2012</b>
18	Bruce Gossett, 1964 Rafael Septien, 1977

### Most Made, Game

7	<b>Greg Zuerlein, at Dallas, 10/1/17</b>
6	Jeff Wilkins, vs. Denver, 9/10/06
5	Four times, last by Greg Zuerlein, vs. Denver, 11/16/14

### Most Made, Opponent, Game

7	Rich Karlis, at Minnesota 11/5/89
5	Many times, last by C. Catanzaro, at ARI, 10/4/15
4	Many times, last by Phil Dawson, at SF, 1/3/16

### Most Consecutive Field Goals Made

30	Jeff Wilkins, 1999-2001
19	Jeff Wilkins, 2003
18	<b>Greg Zuerlein, 2016-2017</b>

### Most Consecutive Games, Made Field Goal

27	Jeff Wilkins, 2002-04
20	David Ray, 1970-71
19	Bruce Gossett, 1967-68

### Longest Field Goal

61	<b>Greg Zuerlein, at Minnesota 11/8/15</b>
60	<b>Greg Zuerlein, vs. Seattle, 9/30/12</b>
58	<b>Greg Zuerlein, vs. Seattle, 9/30/12</b>
57	Jeff Wilkins, vs. Arizona, 9/27/98
56	Three times, most recently, at Arizona, 12/3/17

### Longest Field Goal, Opponent

56	Joe Nedney, vs. San Francisco, 12/24/05
55	Adam Vinatieri, vs. New England, 12/13/98 Jay Feely, at New York Jets, 11/9/08
54	Four times, last by Robbie Gould, at Chicago, 9/24/12

### Most Made, 50 or More Yards, Career

26	Jeff Wilkins, 1997-2007
24	<b>Greg Zuerlein, 2012-Present</b>
15	Josh Brown, 2008-2011
8	Tony Zendejas, 1991-94





### Most Made, 50 or More Yards, Season

- 7 **Greg Zuerlein, 2012**
- 6 **Greg Zuerlein, 2017**  
Tony Zendejas, 1993  
Josh Brown, 2008  
Josh Brown, 2009
- 4 Jeff Wilkins, 2003, 2004, 2005  
**Greg Zuerlein, 2014**

### Most Made, 50 or More Yards, Game

- 2 **Seven times, last by Greg Zuerlein, at MIN, 11/8/15**
- 1 **Many times, last by Greg Zuerlein, vs. IND, 9/10/17**

### Most Made, 50 or More Yards, Game, Opponent

- 3 Blair Walsh, vs. Minnesota, 12/16/12
- 2 Tom Dempsey, vs. New Orleans, 12/6/70  
Mick Luckhurst, vs. Atlanta, 10/7/84  
John Carney, vs. New Orleans, 9/26/04  
Nick Folk, vs. New York Jets, 11/19/12

### Highest Field Goal Percentage, Career (50 attempts)

- 82.87 Greg Zuerlein, 2012-present (150-181)**
- 81.88 Josh Brown, 2008-11 (104-127)
- 80.79 Jeff Wilkins, 1997-2007 (265-328)
- 79.52 Tony Zendejas, 1991-94 (66-83)

### Highest Field Goal Percentage, Season

- 100.0 Tony Zendejas, 1991 (17-17)  
Jeff Wilkins, 2000 (17-17)
- 95.00 Greg Zuerlein, 2017 (38-40)**
- 92.86 Jeff Wilkins, 2003 (39-42)
- 92.59 Greg Zuerlein, 2013 (25-27)**

## SAFETIES

### Most, Career

- 3 Kevin Greene, 1985-92
- 2 Fred Dryer, 1972-81  
Jack Youngblood, 1971-84  
Kevin Carter, 1995-2000

### Most, Season

- †2 Fred Dryer, 1973

### Most, Game

- \*2 Fred Dryer, vs. Green Bay, 10/21/73
- 1 **Many players, last by Morgan Fox, vs. IND 9/10/17**
- 1 Russell Wilson penalty in end zone, at Seattle, 12/17/17

### Most, Game, Opponent

- 1 Many times, last by John Abraham, at Arizona, 12/8/13

## RUSHING

### Most Seasons Leading Team

- 8 Steven Jackson, 2005-12
- 6 Marshall Faulk, 1999-2006
- 5 Lawrence McCutcheon, 1973-77
- 4 Dick Bass, 1962-66  
Eric Dickerson, 1983-86

### Most Consecutive Seasons Leading Team

- 8 Steven Jackson, 2005-12
- 6 Marshall Faulk, 1999-2006
- 5 Lawrence McCutcheon, 1973-77
- 4 Eric Dickerson, 1983-86

## ATTEMPTS

### Career

- 2,395 Steven Jackson, 2004-12
- 1,525 Eric Dickerson, 1983-87
- 1,447 Marshall Faulk, 1999-2006

### Season

- 404 Eric Dickerson, 1986
- 390 Eric Dickerson, 1983
- 379 Eric Dickerson, 1984

### Season, Rookie

- †390 Eric Dickerson, 1983
- 294 Jerome Bettis, 1993
- 250 Zac Stacy, 2013

### Game

- 39 Jerome Bettis, vs. Chicago, 1/2/94
- 38 Eric Dickerson, at St. Louis, 9/7/86
- 36 Charles White, at Philadelphia, 9/15/85

### Game, Opponent

- 41 Rodney Hampton, at New York Giants, 9/19/93  
Gerald Riggs, at Atlanta, 11/17/85
- 35 Lynn Cain, Atlanta, 10/7/84  
Gerald Riggs, Atlanta, 10/12/86
- 33 Shaun Alexander, at Seattle, 11/13/05  
Maurice Jones-Drew, at Jacksonville, 10/18/09

## YARDS GAINED

### Career

- 10,135 Steven Jackson, 2004-12
- 7,245 Eric Dickerson, 1983-87
- 6,959 Marshall Faulk, 1999-2006

### Season

- \*2,105 Eric Dickerson, 1984
- 1,821 Eric Dickerson, 1986
- 1,808 Eric Dickerson, 1983

### Season, Rookie

- 1,808 Eric Dickerson, 1983
- 1,429 Jerome Bettis, 1993
- 1,106 Todd Gurley, 2015**
- 973 Zac Stacy, 2013

### Game

- 247 Willie Ellison, vs. New Orleans, 12/5/71
- 223 Tom Wilson, vs. Green Bay, 12/16/56
- 221 Greg Bell, vs. Green Bay, 9/24/89

### Game, Rookie

- 223 Tom Wilson, vs. Green Bay, 12/16/56
- 212 Jerome Bettis, at New Orleans, 12/12/93
- 199 Eric Dickerson, vs. Detroit, 10/2/83
- 159 Todd Gurley, at Green Bay, 10/11/15**

### Game, Opponent

- 253 DeMarco Murray, at Dallas, 10/23/11
- 237 Jim Brown, at Cleveland, 11/24/57
- 228 Beanie Wells, vs. Arizona, 11/27/11
- 212 Adrian Peterson, vs. Minnesota, 12/16/12

### Longest Run

- 92t Kenny Washington, at Chicago Cardinals, 11/2/47
- 89t Tre Mason, vs. Oakland, 11/20/14
- 85t Eric Dickerson, at New York Jets, 9/25/83
- 84t Tom Harmon, at Chicago Bears, 10/13/46

### Longest Run, Opponents

- 91t DeMarco Murray, at Dallas, 10/23/11
- 82t Adrian Peterson, vs. Minnesota, 12/16/12
- 80 Jamaal Charles, vs. Kansas City, 12/19/10
- 76t Najeh Davenport, vs. Green Bay, 10/19/03

### Most Seasons, 1,000 or More Yards

- 8 Steven Jackson, 2005-12
- 4 Lawrence McCutcheon, 1973-74, 1976-77  
Eric Dickerson, 1983-86
- 3 Marshall Faulk, 1999-01
- 2 Dick Bass, 1962, 1966  
Wendell Tyler, 1979, 1981  
Greg Bell, 1988-89  
Jerome Bettis, 1993-94  
**Todd Gurley, 2015, 2017**

### Most Consecutive Seasons, 1,000 or More Yards

- 8 Steven Jackson, 2005-12
- 4 Eric Dickerson, 1983-86



- 3 Marshall Faulk, 1999-01
- Most Games, 100 or More Yards, Career**
- 38 Eric Dickerson, 1983-87
- 33 Steven Jackson, 2004-12
- 27 Marshall Faulk, 1999-2006

- Most Games, 100 or More Yards, Season**
- 11 Eric Dickerson, 1984
- 9 Eric Dickerson, 1983
- 7 Jerome Bettis, 1993
- Marshall Faulk, 1999
- Steven Jackson, 2009

- Most Consecutive Games, 100 or More Yards**
- 6 Eric Dickerson, 1984
- 5 Eric Dickerson, 1986
- 4 Eric Dickerson, 1983, 1984
- Jerome Bettis, 1994
- Marshall Faulk, 1999
- Marshall Faulk, 2003
- Steven Jackson, 2009

### AVERAGE GAIN

- Career (500 att.)**
- 5.182 Dan Towler, 1950-55 (674-3,493)
- 4.833 Paul (Tank) Younger, 1949-57 (682-3,296)
- 4.809 Marshall Faulk, 1999-2006 (1,447-6,959)

- Season (Qualifiers)**
- 7.40 Kenny Washington, 1947 (60-444)
- 7.26 Skeet Quinlan, 1953 (97-705)
- 6.77 Dan Towler, 1951 (126-854)

- Game (10 att.)**
- 14.6 Dan Towler, at Baltimore, 11/22/53 (14-205)
- 13.2 Kenny Washington, at Chicago Cardinals, 11/2/47 (11-145)
- 13.1 Dan Towler, at Green Bay, 10/21/51 (11-144)

- Game (10 att.), Opponent**
- 13.8 George Taliaferro, vs. New York Yanks, 11/18/51 (12-166)
- 13.3 Frank Reagan, vs. New York Giants, 12/1/46 (10-133)
- 12.6 Delvin Williams, vs. Miami, 11/9/80 (12-151)

### RUSHING TOUCHDOWNS

- Career**
- 58 Marshall Faulk, 1999-2006
- 56 Eric Dickerson, 1983-87
- 56 Steven Jackson, 2004-12

- Season**
- 18 Eric Dickerson, 1983
- Marshall Faulk, 2000
- 16 Greg Bell, 1988
- 15 Greg Bell, 1989

- Season, Rookie**
- †18 Eric Dickerson, 1983

- 10 Todd Gurley, 2015**
- 7 Jerome Bettis, 1993
- 7 Zac Stacy, 2013
- 6 Dan Towler, 1952

- Game**
- 4 Marshall Faulk, vs. Minnesota, 12/10/00
- 3 Many times, last by Todd Gurley II, vs. Seattle, 12/17/17**

- Game, Opponent**
- 4 Jim Brown, at Cleveland, 11/24/57
- Ron Moore, at Phoenix, 12/4/93
- 3 Many times, last by Maurice Jones-Drew, at Jacksonville, 10/18/09
- 2 Many times, last by Beanie Wells, at ARI, 11/25/12

### PASSING

- Most Seasons Leading Team**
- 9 Roman Gabriel, 1963-72
- 8 Jim Everett, 1986-92
- Marc Bulger, 2002-09
- 6 Norm Van Brocklin, 1950, 1952-1955, 1957
- Most Consecutive Seasons Leading Team**
- 9 Roman Gabriel, 1963-72
- 8 Jim Everett, 1986-92
- Marc Bulger, 2002-09
- 4 Norm Van Brocklin, 1952-1955

### RATING

- Highest, Career (1,500 att.)**
- 97.2 Kurt Warner, 1998-2003
- 84.4 Marc Bulger, 2001-09
- 79.3 Sam Bradford, 2010-13
- Highest, Season (Qualifiers)**
- 109.2 Kurt Warner, 1999
- 101.8 Trent Green, 2000
- 101.4 Kurt Warner, 2001
- Season, Rookie (Qualifiers)**
- 81.8 Dieter Brock, 1985
- 76.5 Sam Bradford, 2010
- 72.4 Bob Waterfield, 1945

### ATTEMPTS

- Career**
- 3,313 Roman Gabriel, 1962-72
- 3,277 Jim Everett, 1986-93
- 3,171 Marc Bulger, 2001-09
- Season**
- 590 Sam Bradford, 2010
- 588 Marc Bulger, 2006
- 554 Jim Everett, 1990
- Season, Rookie**
- 590 Sam Bradford, 2010
- 368 Tony Banks, 1996
- 365 Dieter Brock, 1985
- Game**
- 62 Marc Bulger, at New York Giants, 10/2/05
- 56 Marc Bulger, at San Francisco, 9/11/05
- 55 Mark Rypien, vs. Buffalo, 12/10/95
- Marc Bulger, vs. Chicago, 12/11/06
- Sam Bradford, vs. Minnesota, 12/16/12
- Sam Bradford, vs. Arizona, 9/12/10
- Sam Bradford, at Atlanta, 9/15/13
- Game, Opponent**
- 58 Kent Graham, at Arizona, 9/29/96
- 56 Drew Brees, vs. New Orleans, 12/15/2013
- 54 Peyton Manning, vs. Denver, 11/16/14
- 52 Tony Eason, vs. New England, 11/16/86
- Neil Lomax, at St. Louis, 11/4/84
- Mark Brunell vs. Jacksonville, 10/20/96
- Ryan Lindley, at Arizona, 11/25/12

### COMPLETIONS

- Career**
- 1,969 Marc Bulger, 2001-09
- 1,847 Jim Everett, 1986-93
- 1,705 Roman Gabriel, 1962-72
- Season**
- 375 Kurt Warner, 2001
- 370 Marc Bulger, 2006
- 354 Sam Bradford, 2010



## TOUCHDOWNS CONTINUED

<b>Game</b>	
5	Bob Waterfield, vs. New York Bulldogs, 11/27/49 Norm Van Brocklin, vs. Detroit, 10/29/50 Norm Van Brocklin, at New York Yanks, 9/28/51 Bob Waterfield, vs. Green Bay, 12/16/51 Roman Gabriel, vs. Cleveland, 12/12/65 Vince Ferragamo, vs. New Orleans, 11/2/80 Vince Ferragamo, vs. San Francisco, 10/23/83 Jim Everett, at New York Giants, 9/25/88 Kurt Warner, vs. San Francisco, 10/10/99
4	<b>Many times, last by Jared Goff, at Tennessee Titans, 12/24/17</b>
3	<b>Many times, last by Jared Goff, vs. Houston Texans, 11/12/17</b>

### Game, Opponent

5	Dan Marino, vs. Miami, 12/14/86
4	Jeff George, at Oakland, 9/28/97 Eli Manning, at New York Giants, 10/2/05 Tom Brady, vs. New England, 10/28/12 Drew Brees, vs. New Orleans, 11/20/16 Carson Wentz vs. Philadelphia, 12/10/17
3	Many times, last by E. Manning, vs. NYG, 12/21/14

### Most Games, Four or More Touchdowns Passes, Career

6	Norm Van Brocklin, 1949-57 Jim Everett, 1986-93
5	Vince Ferragamo, 1977-80, 1982-84
4	Roman Gabriel, 1962-72

### Most Games, Four or More Touchdowns Passes, Season

4	Vince Ferragamo, 1980
3	Kurt Warner, 2001
2	Norm Van Brocklin, 1957 Jim Everett, 1988 Jim Everett, 1990 Kurt Warner, 2000

**Jared Goff, 2017**

## HAD INTERCEPTED

### Career

128	Bob Waterfield, 1945-52
127	Norm Van Brocklin, 1949-57
123	Jim Everett, 1986-93

### Season

24	Bob Waterfield, 1949
23	Vince Ferragamo, 1983
22	Bill Wade, 1958 Kurt Warner, 2001 Marc Bulger, 2003

### Game

7	Parker Hall, vs. Green Bay, 11/18/42 Bob Waterfield, at Green Bay, 10/17/58
6	Norm Van Brocklin, vs. Baltimore, 12/4/54 Bill Wade, vs. Detroit, 10/26/56 Norm Van Brocklin, vs. Detroit, 10/13/57 Chris Chandler, at Carolina, 12/12/04
5	Norm Van Brocklin, at San Francisco, 10/28/51 Ryan Fitzpatrick, at Minnesota, 12/11/05 Gus Frerotte, at Baltimore, 10/14/07

### Most Consecutive Passes Attempted, None Intercepted

249	Marc Bulger, 2005-06
206	Roman Gabriel, 1968-69
169	*Sam Bradford, 2010

## LOWEST PERCENTAGE PASSES INTERCEPTED

### Career (500 att.)

2.05	Jared Goff, 2016-Present (682-14)
------	-----------------------------------

2.15	Sam Bradford, 2010- (1,760-38)
2.93	Marc Bulger, 2001-09 (3,171-93)
3.38	Roman Gabriel, 1962-72 (3,313-112)

### Season (Qualifiers)

1.40	Marc Bulger, 2006 (588-8)
<b>1.46</b>	<b>Jared Goff, 2017 (477-7)</b>
1.75	Roman Gabriel, 1969 (399-7)

### Season, Rookie (Qualifiers)

2.54	Sam Bradford, 2010 (590-15)
3.56	Dieter Brock, 1985 (365-13)
4.07	Tony Banks, 1996 (368-15)

## TIMES SACKED

### Career

279	Roman Gabriel, 1962-72
254	Marc Bulger, 2001-09
186	Jim Everett, 1986-93

### Season

51	Dieter Brock, 1985
49	Marc Bulger, 2006
48	Roman Gabriel, 1966 Tony Banks, 1996

### Game

10	Bill Munson, at San Francisco, 12/6/64 James Harris, vs. San Francisco, 10/11/76
8	Roman Gabriel, at Green Bay, 9/25/66 Tony Banks, vs. San Francisco, 10/25/98
7	<b>Many times, Last by Jared Goff vs. Arizona, 1/1/17</b>

### Game, Opponent

10	Bob Barry, vs. Atlanta 9/28/65
9	Mike Ray, vs. Tampa Bay, 11/5/78 Dave Wilson, vs. New Orleans, 11/3/85 Steve Beuerlein, at Los Angeles Raiders, 9/18/88 Rob Johnson, at Buffalo, 9/20/98 Kevin Kolb, vs. Arizona, 10/4/12
8	Joe Montana, at San Francisco, 12/18/88 Daunte Culpepper, vs. Minnesota, 11/30/03
8	Colin Kaepernick, at San Francisco, 11/3/15

## PASS RECEIVING

### RECEPTIONS

#### Most Seasons Leading Team

9	Henry Ellard, 1984-93
7	Torry Holt, 1999-2008
5	Tom Fears, 1948-55

#### Most Consecutive Seasons Leading Team

8	Henry Ellard, 1984-91
7	Torry Holt, 2002-08
4	Jim Phillips, 1960-63

### Career

942	Isaac Bruce, 1994-2007
869	Torry Holt, 1999-2008
593	Henry Ellard, 1983-1993

### Season

119	Isaac Bruce, 1995
117	Torry Holt, 2003
102	Torry Holt, 2005

### Season, Rookie

<b>62</b>	<b>Cooper Kupp, 2017</b>
54	Eddie Kennison, 1996
53	Donnie Avery, 2008

### Season, Running Back

90	Steven Jackson, 2006
87	Marshall Faulk, 1999
83	Marshall Faulk, 2001



<b>Game</b>	
18	Tom Fears, vs. Green Bay, 12/3/50
15	Willie Anderson, at New Orleans, 11/26/89
	Isaac Bruce, vs. Miami, 12/24/95
	Danny Amendola, vs. Washington, 9/16/12
14	Dick Hoerner, vs. New York Yanks, 11/19/50
<b>Game, Opponent</b>	
16	Jerry Rice, at San Francisco, 11/20/94
	Keenan McCardell, vs. Jacksonville, 10/20/96
13	Larry Centers, at Arizona, 9/29/96
12	Andre Rison, at Atlanta, 9/11/94
<b>Most Consecutive Games, Pass Reception</b>	
153	Torry Holt, 1999-2008
81	Henry Ellard, 1986-92
	Marshall Faulk, 1999-2004
70	Jim Phillips, 1958-63
<b>Most Seasons 50 or More Pass Receptions</b>	
11	Isaac Bruce, 1995-97, 1999-2004, 2006-07
10	Torry Holt, 1999-2008
7	Henry Ellard, 1985, 1987-1991, 1993

## YARDS

<b>Most Seasons Leading Team</b>	
9	Henry Ellard, 1984-91, 1993
	Torry Holt, 2000-08
5	Tom Fears, 1948-55
<b>Most Consecutive Seasons Leading Team</b>	
9	Torry Holt, 2000-08
8	Henry Ellard, 1984-91
4	Jim Phillips, 1960-63
<b>Career</b>	
14,109	Isaac Bruce, 1994-2007
12,660	Torry Holt, 1999-2008
9,761	Henry Ellard, 1983-93
<b>Season</b>	
1,781	Isaac Bruce, 1995
1,696	Torry Holt, 2003
1,635	Torry Holt, 2000
<b>Season, Rookie</b>	
924	Eddie Kennison, 1996
<b>869</b>	<b>Cooper Kupp, 2017</b>
788	Torry Holt, 1999
<b>Season, Running Back</b>	
1,049	Marshall Faulk, 1999
830	Marshall Faulk, 2000
825	Amp Lee, 1997
<b>Game</b>	
*336	Willie Anderson, at New Orleans, 11/26/89
303	Jim Benton, at Detroit, 11/22/45
238	Harold Jackson, vs. Dallas, 10/14/73
<b>Game, Rookie</b>	
226	Eddie Kennison, at Atlanta, 12/15/96
208	Jim Phillips, at Green Bay, 11/16/58
163	Donnie Avery, at New England, 10/26/08
<b>Game, Opponent</b>	
286	John Taylor, vs. San Francisco, 12/11/89
257	Billy Wilson, vs. San Francisco, 10/3/54
241	Jerry Rice, at San Francisco, 12/9/85
<b>Longest Pass Reception</b>	
96t	Ollie Matson (from Frank Ryan), vs. Pittsburgh, 10/1/61
95t	Bucky Pope (from Bill Munson), vs. Green Bay, 12/13/64
<b>94t</b>	<b>Robert Woods (from Jared Goff), vs. Houston, 11/12/17</b>

<b>Most Seasons, 1,000 or More Yards Pass Receiving</b>	
8	Isaac Bruce, 1995-96, 1999-2002, 2004 2006
8	Torry Holt, 2000-07
4	Henry Ellard, 1988-91
<b>Most Games, 100 or More Yards Pass Receiving, Career</b>	
46	Torry Holt, 1999-2008
43	Isaac Bruce, 1994-2007
26	Henry Ellard, 1983-93
<b>Most Games, 100 or More Yards Pass Receiving, Season</b>	
10	Torry Holt, 2003
9	Isaac Bruce, 1995
8	Elroy Hirsch, 1951
	Torry Holt, 2000
<b>Most Consecutive Games, 100 or More Yards, Pass Receiving</b>	
6	Isaac Bruce, 1995
5	Elroy Hirsch, 1951
	Bob Boyd, 1954
3	Isaac Bruce, 2004
<b>Most Consecutive Games, 150 or More Yards, Pass Receiving</b>	
3	Isaac Bruce, 1995
2	Tom Fears, 1950-51
	Torry Holt, 2000
	Torry Holt, 2003
	Torry Holt, 2004

## AVERAGE GAIN

<b>Career (150 receptions)</b>	
20.5	Bob Boyd, 1950-57 (176-3,611)
20.3	Willie Anderson, 1988-94 (259-5,246)
18.3	Elroy Hirsch, 1949-57 (343-6,289)
<b>Game (3 receptions)</b>	
*63.0	Torry Holt, at Atlanta, 9/24/00 (3-189)
50.3	Jack Snow, at Baltimore, 10/15/67 (3-151)
49.7	Bob Boyd, at Green Bay, 10/17/54 (3-149)
<b>Game (3 receptions), Opponent</b>	
55.3	Koren Robinson, vs. Seattle, 10/20/02 (3-166)
49.3	Charley Taylor, vs. Washington, 10/22/67 (3-148)
44.0	Charles Wilson, vs. Tampa Bay, 12/11/94 (4-176)

## TOUCHDOWNS

<b>Career</b>	
84	Isaac Bruce, 1994-2007
74	Torry Holt, 1999-2008
53	Elroy Hirsch, 1949-57
<b>Season</b>	
17	Elroy Hirsch, 1951
13	Harold Jackson, 1973
	Isaac Bruce, 1995
12	Isaac Bruce, 1999
	Torry Holt, 2003
<b>Season, Rookie</b>	
10	Bucky Pope, 1964
8	Eddie Kennison, 1996
6	Leon Clarke, 1956
	Torry Holt, 1999
<b>Game</b>	
4	Bob Shaw, vs. Washington, 12/11/49
	Elroy Hirsch, at New York Yanks, 9/28/51
	Harold Jackson, vs. Dallas, 10/14/73
	Isaac Bruce, vs. San Francisco, 10/10/99
3	Many times, Last by Torrey Holt, vs. Seattle, 10/15/06
<b>2</b>	<b>Many times, Last by Todd Gurley II, at Tennessee Titans, 12/24/17</b>
<b>Game, Opponent</b>	
4	Mike Ditka, vs. Chicago, 10/13/63
3	Many times, last by Torrey Smith, vs. Baltimore, 9/25/11
2	Many times, last by Odell Beckham, vs. NYG, 12/21/14



## Most Consecutive Games, Touchdown

11	Elroy Hirsch, 1950-51
6	Henry Ellard, 1988-89
5	Jim Benton, 1938-39
	Jack Snow, 1967-68
	Harold Jackson, 1973
	Torry Holt, 2003, 2006

## PUNTING

### Career

<b>499</b>	<b>Johnny Hekker, 2012-present</b>
449	Donnie Jones, 2007-11
432	Dale Hatcher, 1985-89, 1991

### Season

105	Donnie Jones, 2011
<b>98</b>	<b>Johnny Hekker, 2016</b>
97	Dale Hatcher, 1986
<b>96</b>	<b>Johnny Hekker, 2015</b>

### Season, Rookie

93	Ken Clark, 1979
87	Dale Hatcher, 1985
<b>82</b>	<b>Johnny Hekker, 2012</b>
77	Rusty Jackson, 1976

### Game

12	Parker Hall, vs. Green Bay, 11/26/39
	Rusty Jackson, at San Francisco, 11/21/76
11	Danny Villanueva, vs. Dallas, 9/30/62
	Danny Villanueva, at Pittsburgh, 9/13/64
	Donnie Jones, vs. San Francisco, 1/3/2010
<b>10</b>	<b>Many times, last by Johnny Hekker, at San Francisco, 9/12/16</b>

### Game, Opponent

14	George Taliaferro, vs. New York Yanks, 9/28/51
11	Tom Girard, vs. Green Bay, 12/3/50
	Gerry Collins, vs. Cleveland, 12/12/65
	Bobby Joe Green, at Chicago, 12/2/73
	Tom Wittum, at San Francisco, 11/21/76
	Hermon Weaver, at Seattle, 11/4/79
10	Many times, Last by Tommy Barnhardt, at New Orleans, 11/26/89

### Longest Punt

88	Bob Waterfield, at Green Bay, 10/17/48
86	Bob Waterfield, at Green Bay, 10/5/47
80	Donnie Jones, at Seattle, 10/21/07
	Parker Hall, vs. Philadelphia 12/3/39

### Longest Punt, Opponent

76	Sammy Baugh, at Washington, 11/5/44
75	Sam Baker, vs. Dallas, 9/30/62
74	Jack Jacobs, at Green Bay, 10/5/47

## AVERAGE GROSS YARDS

### Career (250 punts)

<b>47.1</b>	<b>Johnny Hekker, 2012-present (499 - 23,480)</b>
46.6	Donnie Jones, 2007-11 (449 - 20,924)
44.3	Danny Villanueva, 1961-64 (296 - 13,009)

### Season (Qualifiers)

50.0	Donnie Jones, 2008 (82-4,100)
<b>47.9</b>	<b>Johnny Hekker, 2015 (96-4,601)</b>
<b>47.9</b>	<b>Johnny Hekker, 2017 (65-3,113)</b>
<b>47.8</b>	<b>Johnny Hekker, 2016 (98-4,680)</b>

### Season, Rookie (Qualifiers)

<b>45.8</b>	<b>Johnny Hekker, 2012 (82-3,756)</b>
43.6	John Misko, 1982 (45-1,961)
43.2	Dale Hatcher, 1985 (87-3,735)

## Game (4 punts)

<b>56.9</b>	<b>Johnny Hekker, vs. Arizona, 10/4/12 (7-398)</b>
<b>56.4</b>	<b>Johnny Hekker vs. Philadelphia, 12/10/17 (5-282)</b>
56.3	Donnie Jones, vs. Arizona, 11/22/09 (4-225)
56.2	Donnie Jones, vs. Buffalo, 9/28/08 (5-281)

## Game, Opponent (4 Punts)

59.5	Mike Scifres, vs. Chargers, 10/17/10 (6-357)
57.3	Fred Morrison, at Chicago Bears, 11/16/52 (4-229)
56.8	Sammy Baugh, at Washington, 10/26/41 (6-341)

## HAD BLOCKED

### Career

5	Bob Waterfield, 1945-52
4	Dale Hatcher, 1985-89, 1991
2	Many players, last by John Misko, 1982-84

### Season

2	Bob Waterfield, 1950
	Jon Kilgore, 1967
	Rusty Jackson, 1976
	Glen Walker, 1978
	Ken Clark, 1979

**1 Many times, last by Johnny Hekker, 2014**

## Most Consecutive Punts, None Blocked

425	Donnie Jones, 2007-2011
380	Sean Landeta, 1993-96, 2003-04
<b>326</b>	<b>Johnny Hekker, 2014-Present</b>

## PUNT RETURNS

### Most Seasons Leading Team

5	Henry Ellard, 1983-93
4	Jon Arnett, 1957-63
	Jim Bertelsen, 1972-76
3	Verda (V.T.) Smith, 1949-53
	Woodley Lewis, 1950-55
	Alvin Haymond, 1969-71
	LeRoy Irvin, 1980-89
	Eddie Kennison, 1996-98
	Az-Zahir Hakim, 1998-2001

### Most Consecutive Seasons Leading Team

5	Henry Ellard, 1983-87
4	Jim Bertelsen, 1972-76
3	Verda (V.T.) Smith, 1949-51
	Woodley Lewis, 1952-54
	Alvin Haymond, 1969-71
	LeRoy Irvin, 1980-82
	Eddie Kennison, 1996-98
	Az-Zahir Hakim, 1999-2001

## RETURNS

### Career

<b>158</b>	<b>Tavon Austin, 2013-present</b>
146	LeRoy Irvin, 1980-89
135	Henry Ellard, 1983-93

### Season

56	Eddie Brown, 1979
53	Alvin Haymond, 1970
	Todd Kinchen, 1995
52	Jackie Wallace, 1978

### Season, Rookie

42	LeRoy Irvin, 1980
<b>30</b>	<b>Tavon Austin, 2013</b>
29	Darryl Henley, 1989
	Eddie Kennison, 1996
27	Verda (V.T.) Smith, 1949



<b>Game</b>	
7	<b>Many times, last by Tavon Austin, vs. Atlanta, 12/11/16</b>
6	Many times, last by Vernon Turner, vs. New England, 9/13/92
5	Many times, last by Danny Amendola, vs. San Francisco, 1/3/2010

#### Game, Opponent

8	Kevin Miller vs. Minnesota, 12/2/79 DeSean Jackson, at Philadelphia, 9/7/08
7	Many times, last by Leon Washington, vs. Seattle, 11/20/11

### YARDS GAINED

#### Career

1,527	Henry Ellard, 1983-93
1,451	LeRoy Irvin, 1980-89
<b>1,356</b>	<b>Tavon Austin, 2013-present</b>

#### Season

618	Jackie Wallace, 1978
615	LeRoy Irvin, 1981
501	Henry Ellard, 1985

#### Season, Rookie

427	Verda (V.T.) Smith, 1949
423	Eddie Kennison, 1996
296	Henry Ellard, 1983

#### Game

*207	LeRoy Irvin, at Atlanta, 11/14/81
<b>145</b>	<b>Tavon Austin, at Indianapolis, 11/10/13</b>
<b>143</b>	<b>Tavon Austin, at Washington, 12/7/14</b>

#### Game, Opponent

128	Tyrone Hughes, vs. New Orleans, 10/3/93 Darrien Gordon, at San Diego, 11/27/94
127	Patrick Peterson, at Arizona, 11/6/11
125	Dana McLemore, at San Francisco, 11/16/80
122	Robert Brooks, at Green Bay, 10/9/94

#### Longest Punt Return

*103t	Robert Bailey, at New Orleans, 10/23/94
<b>98t</b>	<b>Tavon Austin, at Indianapolis, 11/10/13</b>
90t	Dick Bass, vs. Green Bay, 12/17/61
90t	Stedman Bailey vs. Seattle, 10/19/14
88t	Tom Harmon, vs. Detroit, 11/23/47
88t	Nick Miller, vs. Arizona, 11/27/11

#### Longest Punt Return, Opponent

99t	Patrick Peterson, at Arizona, 11/6/11
94t	Darrien Gordon, at Denver, 9/14/97
93t	Dana McLemore, at San Francisco, 1/2/82
90t	Nate Burleson, at Seattle, 11/12/06

### AVERAGE YARDAGE

#### Career (Min. 75 ret.)

11.4	Az-Zahir Hakim, 1998-2001 (112-1,278)
11.3	Henry Ellard, 1983-93 (135-1,527)
11.1	Danny Amendola, 2009-12 (81-899)

#### Season (Qualifiers)

18.5	Woodley Lewis, 1952 (19-351)
15.8	Verda (V.T.) Smith, 1949 (27-427)
15.6	Les Horvath, 1948 (13-203)

#### Season, Rookie (Qualifiers)

15.8	Verda (V.T.) Smith, 1949 (27-427)
14.6	Eddie Kennison, 1996 (29-423)
14.5	Jim Bertelsen, 1972 (16-232)

#### Game (3 returns)

40.0	Woodley Lewis at Detroit, 10/18/53 (3-120)
39.3	Jon Arnett vs. Chicago, 11/2/58 (3-118)
<b>36.3</b>	<b>Tavon Austin at Indianapolis, 11/10/13 (4-145)</b>

**35.8 Tavon Austin, at Washington, 12/7/14 (4-143)**

34.7 Henry Ellard at Atlanta, 10/22/84 (3-104)

#### Game, Opponent (3 returns)

36.0	Art Jones, vs. Pittsburgh, 9/7/41 (3-108) George McAfee, at Chicago Bears, 10/10/48 (3-108)
32.0	Tyrone Hughes, vs. New Orleans, 13/3/93 (4-128)
31.8	Patrick Peterson, at Arizona, 11/6/11 (4-127)

### TOUCHDOWNS

#### Career

4	LeRoy Irvin, 1980-89 Henry Ellard, 1983-91
3	Woodley Lewis, 1950-55 Eddie Kennison, 1996-98 <b>Tavon Austin, 2013-present</b>
2	Todd Kinchen, 1992-95 Az-Zahir Hakim, 1998-2001

#### Season

3	LeRoy Irvin, 1981
2	Woodley Lewis, 1952 Henry Ellard, 1984 Todd Kinchen, 1992 Eddie Kennison, 1996
<b>1</b>	<b>Many times, last by Tavon Austin, 2015</b>

#### Season, Rookie

2	Todd Kinchen, 1992 Eddie Kennison, 1996
1	Verda (V.T.) Smith, 1949 Henry Ellard, 1983 <b>Tavon Austin, 2013</b>

#### Game

†2	Leroy Irvin, at Atlanta, 10/11/81 Todd Kinchen, vs. Atlanta, 12/27/92
<b>1</b>	<b>Many times, last by Tavon Austin, at GB., 10/11/15</b>

#### Game, Opponent

2	Jack Christiansen, vs. Detroit, 10/14/51
1	Many times, last by Patrick Peterson, vs. Ari. 11/25/11

### KICKOFF RETURNS

#### Most Seasons Leading Team

5	Ron Brown, 1984-89, 1991
3	Benny Cunningham, 2014-16 Fred Gehrke, 1940, 1945-49 Jon Arnett, 1957-63 Cullen Bryant, 1973-82, 1987 Drew Hill, 1979-84 Barry Redden, 1982-86 Tony Horne, 1998-00
2	Woodley Lewis, 1950-55 Carver Shannon, 1962-64 Willie Ellison, 1967-72 Ron Smith, 1968-69 Vernon Turner, 1991-92 J.T. Thomas, 1995-98 Arlen Harris, 2003-04 Dante Hall, 2007-08 Danny Amendola, 2009-10

#### Most Consecutive Seasons Leading Team

5	Ron Brown, 1985-89
3	Benny Cunningham, 2014-16 Drew Hill, 1979-81 Barry Redden, 1982-84 Tony Horne, 1998-00
2	Woodley Lewis, 1953-54 Carver Shannon, 1963-64 Ron Smith, 1968-69 Vernon Turner, 1991-92 Arlen Harris, 2003-04 Dante Hall, 2007-08 Danny Amendola, 2009-10



## RETURNS

### Career

171	Drew Hill, 1979-84
169	Ron Brown, 1984-89, 1991
143	Tony Horne, 1998-2000

### Season

66	Danny Amendola, 2009
60	Drew Hill, 1981
57	Tony Horne, 2000

### Season, Rookie

56	Tony Horne, 1998
51	Arlen Harris, 2003
49	David Thompson, 1997

### Game

9	Danny Amendola, at Tennessee, 12/13/09
8	Tony Horne, at Kansas City, 10/22/00
	Chris Johnson, at Indianapolis, 10/17/05
	Derek Stanley, vs. Pittsburgh, 12/20/07
	Danny Amendola, vs. Green Bay, 9/27/09
7	Many times, last by Danny Amendola, vs. Atlanta, 11/21/10

### Game, Opponent

8	DeRon Jenkins, vs. San Diego, 10/1/00
	Bethel Johnson, at Minnesota, 12/31/06
	Pierre Thomas, at New Orleans, 11/11/07
7	Tim Dwight, at Atlanta, 10/17/99
	Dino Philyaw, vs. New Orleans, 11/28/99
	Dino Philyaw, at New Orleans, 12/12/99
	Steve Smith, vs. Carolina, 11/11/01
	Maurice Morris, vs. Seattle, 10/20/02
	Kevin Kasper, vs. Arizona, 12/15/02
6	Many times, last by LaRod Stephens-Howling, vs. Arizona, 12/5/10

## YARDS GAINED

### Career

3,918	Ron Brown, 1984-89, 1991
3,577	Tony Horne, 1998-2000
3,438	Drew Hill, 1979-84

### Season

1,618	Danny Amendola, 2009
1,379	Tony Horne, 2000
1,306	Tony Horne, 1998

### Season, Rookie

1,306	Tony Horne, 1998
1,175	Arlen Harris, 2003
1,110	David Thompson, 1997

### Game

267	Tony Horne, at Kansas City, 10/22/00
229	Derek Stanley, vs. Pittsburgh, 12/20/07
217	Danny Amendola, at Tennessee, 12/13/09

### Game, Opponent

304	Tyrone Hughes, at New Orleans, 10/23/94
294	Wally Triplett, vs. Detroit, 10/29/50
252	Steve Smith, vs. Carolina, 11/11/01

### Longest Kickoff Return

105t	Jon Arnett, vs. Detroit, 10/29/61
	Travis Williams, vs. New Orleans, 12/5/71
103t	Tom Wilson, at Baltimore, 11/25/56
	Tony Horne, vs. Atlanta 10/15/00
	<b>Pharoh Cooper, at Jacksonville, 10/15/17</b>
102t	Tony Horne, vs. Atlanta, 11/29/98
102	Benny Cunningham, vs. TB 12/17/15

### Longest Kickoff Return, Opponent

105t	Abe Woodson, vs. San Francisco, 11/8/53
	Stefan Logan, at Detroit, 10/10/10

104t	Travis Williams, vs. Green Bay, 12/9/67
103t	Russ Craft, vs. Philadelphia, 10/7/50

## AVERAGE YARDAGE

### Career (Min. 75 returns)

27.1	Benny Cunningham, 2013-present (95-2,575)
26.3	Ron Brown, 1984-89, 91 (149-3,918)
24.7	Tony Horne, 1998-2000 (143-3,575)
23.8	Woodley Lewis, 1950-55 (109-2,575)

### Season (Qualifiers)

33.7	Verda (V.T.) Smith, 1950 (22-742)
32.8	Ron Brown, 1985 (28-918)
31.8	Tom Wilson, 1956 (15-477)

### Season, Rookie (Qualifiers)

31.8	Tom Wilson, 1956 (15-477)
28.0	Jon Arnett, 1957 (18-504)
27.1	Ron Waller, 1955 (17-461)

### Game (3 returns)

51.7	Tommy Wilson, vs. Green Bay, 12/6/59
51.5	Tony Horne, vs. Atlanta, 11/29/98
50.3	Verda (V.T.) Smith, vs. Detroit 10/29/50

### Game, Opponent (3 returns)

73.5	Wally Triplett, vs. Detroit, 10/29/50
52.7	Abe Woodson, vs. San Francisco, 11/8/53
51.8	Joe Scott, at New York Giants, 11/14/78

## TOUCHDOWNS

### Career

4	Ron Brown, 1984-89, 1991
	Tony Horne, 1998-2000
3	Verda (V.T.) Smith, 1949-53
	Cullen Bryant, 1973-82, 1987
2	Jon Arnett, 1957-63

### Season

3	Verda (V.T.) Smith, 1950
	Ron Brown, 1985
2	Tony Horne, 1999
1	<b>Many times, last by Pharoh Cooper, 2017</b>

### Game

1	Ron Brown, vs. Green Bay, 11/24/85
1	<b>Many times, last by Pharoh Cooper, at JAX, 10/15/17</b>

### Game, Opponent

2	Tyrone Hughes, at New Orleans, 10/23/94
	Devin Hester, vs. Chicago, 12/11/06
1	Many times, last by Knile Davis, at Kansas City, 10/16/14

## FIELD GOAL RETURNS

### Longest Field Goal Return

99t	Jerry Williams, vs. Green Bay, 12/16/51
-----	---

### Longest Field Goal Return, Opponent

83t	Kevin Ross, vs. Atlanta, 10/12/95
-----	-----------------------------------

## COMBINED KICK RETURNS

### MOST RETURNS

### Career

215	Woodley Lewis, 1950-55
207	Danny Amendola, 2009-12
<b>183</b>	<b>Tavon Austin, 2013-present</b>

### Season

97	Danny Amendola, 2009
90	Danny Amendola, 2010
88	Alvin Haymond, 1970
	Todd Kinchen, 1995



## YARDS GAINED

<b>Game</b>	
294	Woodley Lewis, at Detroit, 10/18/53
267	Tony Horne, at Kansas City, 10/22/00
262	Dante Hall, at Dallas, 9/30/07

<b>Game, Opponent</b>	
347	Tyrone Hughes, at New Orleans, 10/23/94
294	Wally Triplett, vs. Detroit, 10/29/50
267	Steve Smith, vs. Carolina, 11/11/01

## TOUCHDOWNS

<b>Career</b>	
4	Verda (V.T.) Smith, 1949-53 Woodley Lewis, 1950-55 LeRoy Irvin, 1980-89 Henry Ellard, 1983-91 Ron Brown, 1984-89, 1991 Tony Horne, 1998-2000
3	Jon Arnett, 1957-63 Cullen Bryant, 1973-82, 1987 Eddie Kennison, 1996-1998
2	Fred Gehrke, 1940, 1945-49 Tom Kalmanir, 1949-51 Todd Kinchen, 1992-95 Az-Zahir Hakim, 1998-2001

## COMBINED NET YARDAGE

*Includes rushing, receiving, interception returns, kickoff returns, punt returns, and fumble returns.*

### ATTEMPTS

<b>Career</b>	
2,806	Steven Jackson, 2004-12
1,919	Marshall Faulk, 1999-2006
1,648	Eric Dickerson, 1983-87
<b>Season</b>	
442	Eric Dickerson, 1983
436	Steven Jackson, 2006
432	Eric Dickerson, 1986
<b>Season, Rookie</b>	
*442	Eric Dickerson, 1983
320	Jerome Bettis, 1993
250	Todd Gurley, 2015
<b>Game</b>	
44	Jerome Bettis, vs. Chicago, 1/2/94 (ru 39, re 5)
39	Five times, last by Steven Jackson, vs. Washington, 12/24/06 (ru 33, re 6)
38	Jerome Bettis, at Kansas City, 9/25/94 (ru 35, re 2)

## YARDS

<b>Career</b>	
14,311	Isaac Bruce, 1994-2007
13,538	Steven Jackson, 2004-12
12,732	Torry Holt, 1999-2008
<b>Season</b>	
2,429	Marshall Faulk, 1999
2,401	Steven Jackson, 2006
2,259	Eric Dickerson, 1984
<b>Season, Rookie</b>	
2,212	Eric Dickerson, 1983
1,801	Eddie Kennison, 1996
1,673	Jerome Bettis, 1993
<b>Game</b>	
336	Willie Anderson, at New Orleans, 11/26/89
314	Tavon Austin, at Indianapolis, 11/10/13

303	Jim Benton, vs. Detroit, 11/22/45
286	Marshall Faulk, vs. Atlanta, 10/15/00

## INTERCEPTIONS BY

<b>Career</b>	
46	Ed Meador, 1959-70
37	Nolan Cromwell, 1977-87
34	LeRoy Irvin, 1980-89
<b>Season</b>	
*14	Dick (Night Train) Lane, 1952
12	Woodley Lewis, 1950
11	Will Sherman, 1955
<b>Season, Rookie</b>	
*14	Dick (Night Train) Lane, 1952
12	Woodley Lewis, 1950
9	George Sims, 1949 Don Burroughs, 1955
<b>Game</b>	
3	Many times, last by Keith Lyle, at Atlanta, 12/15/96
2	<b>Many times, last by Trumaine Johnson, vs. Oakland, 11/30/14</b>
1	<b>Many times, last by Mark Barron, at Dallas, 10/1/17</b>
<b>Game, Opponent</b>	
4	Dave Baker, vs. San Francisco, 12/4/60
3	Many times, last by Adrian Wilson and Kerry Rhodes, vs. Arizona, 9/12/10
2	Many times, last by Patrick Peterson, at Arizona, 11/9/14
<b>Consecutive Games Intercepted By</b>	
6	Will Sherman, 1954-55
5	Dick (Night Train) Lane, 1952
4	Nolan Cromwell, 1980 Kirk Collins, 1983 Oshiomogho Atogwe, 2007 <b>Trumaine Johnson, 2015</b>

## YARDS GAINED

<b>Career</b>	
671	Nolan Cromwell, 1977-87
654	LeRoy Irvin, 1980-89
547	Ed Meador, 1959-70
<b>Season</b>	
298	Dick (Night Train) Lane, 1952
275	Woodley Lewis, 1950
205	Travis Fisher, 2003
<b>Season, Rookie</b>	
298	Dick (Night Train) Lane, 1952
275	Woodley Lewis, 1950
152	Jack Morris, 1958
<b>Game</b>	
107	Aaron Martin, vs. San Francisco, 10/18/64
106	Anthony Parker, vs. Jacksonville, 10/20/96
99	Johnnie Johnson, vs. Green Bay, 9/21/80 Janoris Jenkins at San Diego, 11/23/14
<b>Game, Opponent</b>	
111	Ace Parker, vs. Brooklyn, 11/17/40
108	Felix Wright, vs. Cleveland, 10/26/87
105	Malcolm Jenkins, at New Orleans, 12/12/10
<b>Longest Returns</b>	
99t	Johnnie Johnson, vs. Green Bay, 9/21/80
99t	Janoris Jenkins, at San Diego, 11/23/14
98t	<b>Alec Ogletree, at Houston, 10/13/13</b>
97t	Herb Rich, vs. Dallas Texans, 11/2/52 Bobby Smith, vs. San Francisco, 10/18/64
95t	Will Sherman, vs. Green Bay, 12/16/56





## Longest Return, Opponent

101t	Richie Pettibon, at Chicago, 12/9/62
	Henry Carr, vs. New York Giants, 11/13/66
99t	Tim Lewis, at Green Bay, 11/18/84
	Dominique Rodgers-Cromartie, at Arizona, 12/7/08
97t	Reggie Rutland, at Minnesota, 12/15/91

## TOUCHDOWNS

### Career

5	Ed Meador, 1959-70
	LeRoy Irvin, 1980-89
	Janoris Jenkins, 2012-2015
4	Jack Pardee, 1957-70
	Jim Youngblood, 1973-84
	Rod Perry, 1975-82
	Nolan Cromwell, 1977-87
	Johnnie Johnson, 1980-89

### Season

3	Monte Jackson, 1976
	Rod Perry, 1978
	Janoris Jenkins, 2012

## FUMBLES

### OPPONENTS' FUMBLES RECOVERED

### Career

19	Johnnie Johnson, 1980-89
18	Ed Meador, 1959-70
17	Nolan Cromwell, 1977-87

### Season

5	Andy Robustelli, 1955
	Bill Jabko, 1959
	Ed Meador, 1961
	Johnnie Johnson, 1981
	Brian Young, 2003
4	Many times, last by Anthony Parker, 1995
3	Many times, last by William Hayes, 2013

### Longest Fumble Return

98t	Toby Wright, at New Orleans, 10/23/94
94t	Keith Lyle, at Atlanta, 9/24/00
93t	Adam Archuleta, vs. Tampa Bay, 10/18/04

### Longest Fumble Return, Opponent

85t	Eric Hill, vs. Phoenix, 9/1/91
84t	Larry Brink, vs. Chicago Bears, 11/28/54
82t	Donnie Edwards, vs. San Diego, 11/10/02

### OPPONENTS' FUMBLES RETURNED FOR TOUCHDOWNS

### Career

2	Jack Dwyer, 1952-54
	Toby Wright, 1994-97
	Leonard Little, 1998
1	Mike Jones, 1997-2000
	Devin Bush, 1999-2001
	Dre' Bly, 1999-2002
	Aeneas Williams, 2001-04
	Adam Archuleta, 2001-05
	Victor Adeyanju, 2006
	Oshiomogho Atogwe, 2008
	Janoris Jenkins, 2012
	<i>Daren Bates, 2013</i>
	Chris Long, 2013
	<b>Robert Quinn, 2013</b>
	Rodney McLeod, 2015
	Akeem Ayers, 2015
	<b>Ethan Westbrooks, 2016</b>

## SACKS

### TOTAL SACKS

### Career (Unofficial)

159.5	David (Deacon) Jones, 1961-71
151.5	Jack Youngblood, 1971-84
94.0	Merlin Olsen, 1962-76

### Season

22.0	David (Deacon) Jones, 1964
	David (Deacon) Jones, 1968
19.0	<b>Robert Quinn, 2013</b>
18.0	Jack Youngblood, 1979
17.0	Kevin Carter, 1999

### Season, Rookie

<b>9.0</b>	<b>Aaron Donald, 2014</b>
8.0	David (Deacon) Jones, 1961
6.0	Kevin Carter, 1995
5.0	Sean Gilbert, 1992
	<b>Robert Quinn, 2011</b>

### Game

5.0	Gary Jeter, at Los Angeles Raiders, 9/18/88
4.5	Kevin Greene, at San Francisco, 12/18/88
4.0	Sean Gilbert, vs. Pittsburgh, 9/12/93
	Leonard Little, vs. Minnesota, 11/30/03
<b>3.0</b>	<b>Many Times, last Aaron Donad, at Seattle, 12/17/17</b>

### Game, Opponent

4.0	Edmund Nelson, vs. Pittsburgh, 9/16/84
	Roy Barker, vs. San Francisco 10/25/98
	Darryl Tapp, at Seattle 10/21/07
3.0	Many times, last by Chris Clemons, vs. Seattle, 11/20/11
2.5	John Rade, at Atlanta, 11/17/85
	Reggie White, at Green Bay, 9/3/95
	Kevin Greene, vs. Carolina 11/17/96
	DaShon Polk, at Houston 11/27/05
	Bryant Young, at San Francisco 11/18/07
	Brian Orakpo, vs. Washington, 10/2/11
	Isreal Idonije, at Chicago, 9/23/12

## TACKLES

### COMBINED TACKLES

### Career

1,015	James Laurinaitis, 2009-2015
915	Merlin Olsen, 1962-76
897	Jack Reynolds, 1970-80
896	David (Deacon) Jones, 1961-71

### Season

193	London Fletcher, 2000
189	London Fletcher, 2001
185	Jim Collins, 1984

## BLOCKED KICKS

### BLOCKED PUNTS

### Career

10	Ed Meador, 1959-70
8	Jack Youngblood, 1971-84
	David (Deacon) Jones, 1961-71
6	Ivory Sully, 1979-84
	Nolan Cromwell, 1977-87

### Season

4	Ed Meador, 1964
3	Ed Meador, 1962
	Irv Cross, 1966
	Tony Guillory 1967
	Nolan Cromwell, 1987



# TEAM RECORDS



## GAMES WON

### Most Consecutive Games Won (Including postseason)

11	1969
8	1952, 1967, 2001
7	1978, 1985, 1999, 2003

### Most Games Won, Season (Regular Season)

14	2001
13	1999
12	1973, 1975, 1978, 2003

### Most Consecutive Games Won, Season (Including postseason)

11	1969
8	1952, 1967, 2001
7	1978, 1985, 1999, 2003

### Most Consecutive Home Games Won (Regular Season)

15	2002-04
13	1998-2000
11	1973-74, 1976-78

### Most Consecutive Road Games Won (Regular Season)

9	2000-02
7	1967-68
	1968-69
	1975-76
5	1988

## GAMES LOST

### Most Consecutive Games Lost (Regular Season)

17	2008-09
12	1937-38, 1959-60
11	1991-92

### Most Consecutive Home Games Lost (Regular Season)

14	2008-10
11	1961-63
8	1997-98

### Most Consecutive Away Games Lost (Regular Season)

12	1991-92
10	1961-62
9	1956-57, 1964-65, 2008-09

## SCORING

### Most Points, Season

540	2000
526	1999
503	2001

### Most Points, Opponent, Season

471	2000
465	2008
438	2007

### Fewest Points, Season

75	1937
116	1941
131	1938

### Fewest Points, Opponent, Season

135	1975
136	1945
146	1977

### Most Points, Game

70	vs. Baltimore, 10/22/50
65	vs. Detroit, 10/29/50
59	vs. Atlanta, 12/4/76
	vs. Atlanta, 11/10/96

### Most Points, Opponent, Game

56	at Philadelphia, 10/8/50
	at Baltimore, 11/25/56
54	at Kansas City, 10/22/00
52	vs. Chicago, 10/13/63

### Most Points, Both Teams, Game

97	Rams 70, Baltimore 27, 10/22/50
89	Rams 52, New York Giants 37, 11/14/48
	Rams 65, Detroit 24, 10/29/50
88	Rams 57, vs. San Diego 31 10/1/00
	at Kansas City 54, Rams 34, 10/22/00

### Fewest Points, Both Teams, Game

6	Many times, last at New Orleans 6, Rams 0, 11/9/86
7	vs. Chicago Cardinals 7, Rams 0, 11/23/41
	at Chicago Cardinals 7, Rams 0, 9/13/42
9	at Green Bay 6, Rams 3, 11/14/65
	Rams 9, at Cleveland 0, 11/27/77

### Most Points Overcome to Win Game

24	at Tampa Bay, 12/6/92, (trailed 3-27, won 31-27)
22	at Green Bay, 10/12/52, (trailed 6-28, won 30-28)
21	at Green Bay, 11/17/57, (trailed 3-24, won 31-27)
	at Houston, 11/27/05, (trailed 3-24, won 33-27)

### Most Points, Opponent, Overcome to Win Game

23	at Green Bay, 9/12/82, (trailed 23-0, won 35-23)
21	vs. Denver, 12/12/82, (trailed 21-0, won 27-24)
	vs. Dallas, 9/21/14, (trailed 21-0, won 34-31)
18	vs. New Orleans, 10/28/01, (trailed 24-6, won 34-31)

### Most Points Overcome to Tie Game

28	vs. Philadelphia, 10/3/48, (trailed 0-28, tied 28-28)
17	at Chicago Cardinals, 11/15/53, (trailed 17-0, tied 24-24)
14	at Chicago Bears, 10/13/46, (trailed 24-10, tied 24-24)
	at Chicago Cardinals, 11/20/49, (trailed 28-14, tied 28-28)
	at Minnesota, 11/25/62, (trailed 24-10, tied 24-24)

### Most Points, First Half

44	vs. Green Bay, 9/21/80
38	vs. Green Bay, 9/24/89
	vs. Oakland, 11/30/14
36	vs. St. Louis, 12/15/85

### Most Points, Opponent, First Half

42	at Baltimore, 11/25/56
40	at New York Jets, 11/9/08
38	at San Francisco, 10/28/51

### Most Points, Both Teams, First Half

55	vs. New York Yanks, 11/18/51 (Rams 34, Yanks 21)
	vs. Detroit, 10/30/60 (Rams 34, Lions 21)
51	vs. Green Bay, 9/21/80 (Rams 44, Packers 7)
50	vs. Atlanta, 10/15/00 (Rams 29, Falcons 21)

### Most Points, Second Half

41	vs. Detroit, 10/29/50
38	vs. Chicago, 11/4/51
35	vs. Baltimore, 10/22/50
	vs. Green Bay, 12/3/50
	vs. Atlanta, 12/4/76

### Most Points, Opponent, Second Half

35	vs. Minnesota, 11/17/72
	at Green Bay, 9/12/82
33	vs. St. Louis, 9/23/60
31	vs. Cleveland, 10/7/51
	vs. San Francisco, 10/23/83
	vs. Green Bay, 9/24/89

### Most Points, Both Teams, Second Half

56	vs. Minnesota, 11/17/72 (Vikings 35, Rams 21)
55	vs. Detroit, 10/29/50 (Rams 41, Lions 14)
	at New York Giants, 11/19/50 (Giants 28, Rams 27)
52	at New York Giants, 11/14/48 (Rams 31, Giants 21)
	vs. Chicago Cardinals, 11/11/51 (Rams 38, Cardinals 14)

\*NFL Record

† Ties NFL Record



**Most Points, First Quarter**

- 26 vs. Green Bay, 12/12/53
- 24 vs. Seattle, 10/31/76
- vs. New England, 11/2/80
- 21 Many times, last vs. Oakland, 11/30/14

**Most Points, Opponent, First Quarter**

- 28 at Oakland, 10/29/72
- 21 Twice, last vs. Baltimore, 9/25/11
- 20 at Kansas City, 10/22/00

**Most Points, Both Teams, First Quarter**

- 34 vs. Baltimore, 10/22/50 (Rams 21, Colts 13)
- 33 vs. Green Bay, 12/12/53 (Rams 26, Packers 7)
- 28 vs. New Orleans, 12/5/71 (Rams 21, Saints 7)
- at Oakland, 10/29/72 (Raiders 28, Rams 0)
- vs. Dallas, 10/19/08 (Rams 21, Cowboys 7)
- vs. Chicago, 11/24/13 (Rams 21, Bears 7)

**Most Points, Second Quarter**

- 37 vs. Green Bay, 9/21/80
- 28 at New Orleans, 10/7/79
- at Atlanta, 12/9/79
- vs. Green Bay, 9/24/89
- vs. Indianapolis, 12/30/01
- 24 vs. Green Bay, 12/14/58
- vs. Detroit, 10/30/60
- vs. Pittsburgh, 9/22/68

**Most Points, Opponent, Second Quarter**

- 28 Many times, last @ San Francisco, 11/16/08
- 24 vs. Arizona, 11/2/08
- 23 vs. Minnesota, 12/16/12

**Most Points, Both Teams, Second Quarter**

- 45 vs. Detroit, 10/30/60 (Rams 24, Lions 21)
- 44 vs. Green Bay, 9/21/80 (Rams 37, Packers 7)
- 42 at Detroit, 10/12/58 (Rams 21, Lions 21)

**Most Points, Third Quarter**

- \*41 vs. Detroit, 10/29/50
- 28 vs. Chicago Cards, 11/11/51
- 21 Many times, last vs. Houston, 11/12/17

**Most Points, Opponent, Third Quarter**

- 25 vs. New Orleans, 10/28/01
- 21 Many times, last at Dallas, 9/30/07
- 20 Three times, last vs. San Francisco, 10/22/95

**Most Points, Both Teams, Third Quarter**

- 48 vs. Detroit, 10/29/50 (Rams 41, Lions 7)
- 31 at New York Giants, 11/14/48 (Giants 21, Rams 10)
- at Chicago, 11/3/86 (Rams 17, Bears 14)
- 28 Many times, last at Cleveland, 12/12/90 (Rams 14, Browns 14)

**Most Points, Fourth Quarter**

- 28 vs. Chicago, 10/26/52
- vs. San Francisco, 12/30/02
- 24 at Green Bay, 10/12/52
- at Green Bay, 10/18/59
- at Atlanta, 11/19/67
- 21 Many times, last vs. New Orleans, 10/23/05

**Most Points, Opponent, Fourth Quarter**

- 28 vs. San Francisco, 10/23/83
- 23 at Oakland, 12/18/82
- 22 vs. Arizona, 11/20/05
- at New Orleans, 11/11/07

**Most Points, Both Teams, Fourth Quarter**

- 38 at New York Yanks, 11/19/50 (Yanks 21, Rams 17)
- 35 vs. Minnesota, 11/17/72 (Vikings 21, Rams 14)
- vs. San Francisco, 10/23/83 (49ers 28, Rams 7)
- 34 at San Francisco, 10/4/92 (Rams 17, 49ers 17)

**TOUCHDOWNS****Most Touchdowns, Season**

- 67 2000
- 66 1999
- 64 1950

**Fewest Touchdowns, Season**

- 10 1937
- 16 1941
- 17 2009

**Most Touchdowns, Game**

- †10 vs. Baltimore, 10/22/50
- 9 vs. Detroit, 10/29/50
- 8 Five times, last vs. Atlanta 11/10/96

**Most Touchdowns, Opponents, Game**

- 8 at Philadelphia, 10/8/50
- at Baltimore, 11/25/56
- 7 at San Francisco, 12/27/87
- at Kansas City, 10/22/00
- at Kansas City, 12/8/02
- at New Orleans, 11/27/16
- 6 Many times, last vs. New England, 10/28/12

**Most Touchdowns, Both Teams, Game**

- 14 vs. Baltimore, 10/22/50 (Rams 10, Colts 4)
- 12 at New York Giants, 11/14/48 (Rams 7, Giants 5)
- vs. Washington, 12/11/49 (Rams 8, Redskins 4)
- vs. Detroit, 10/29/50 (Rams 9, Lions 3)
- at Kansas City, 10/22/00 (Chiefs 7, Rams 5)
- 11 Six times, last vs. San Francisco, 10/23/83 (49ers 6, Rams 5)

**POINTS AFTER TOUCHDOWNS****Most Points After Touchdowns, Season**

- 64 1999
- 59 1950
- 58 2000, 2001

**Most Points After Touchdowns, Game**

- \*10 vs. Baltimore, 10/22/50
- 8 vs. Detroit, 10/29/50
- vs. San Francisco, 11/9/58
- vs. Atlanta, 11/10/96
- 7 Many times, last vs. Oakland, 11/30/14

**Most Points After Touchdowns, Opponent, Game**

- 8 at Philadelphia, 10/8/50
- at Baltimore, 11/25/56
- 7 at San Francisco, 12/27/87
- at Kansas City, 12/8/02
- at New Orleans, 11/27/16
- 6 Many times, last vs. New England, 10/28/12

**TWO-POINT CONVERSIONS****Most Two-Point Conversions, Season**

- 5 2012
- 4 1998, 2000, 2004
- 3 2013
- 2 1994, 1995, 1996, 1999, 2001, 2005

**Most Two-Point Conversions, Opponents, Season**

- 7 1997
- 3 1994, 2000
- 2 1988, 2007, 2015

**Most Two-Point Conversions, Game**

- \*4 vs. Atlanta, 10/15/00
- 1 27 times, last vs. San Francisco, 11/1/15

**Most Two-Point Conversions, Opponent, Game**

- 2 at New Orleans, 11/11/07
- 1 Many times, last vs. Seattle, 9/13/15



**Most Two-Point Conversion Attempts, Season**

9 2000  
6 1995, 2012  
5 1994

**Most Two-Point Conversion Attempts, Opponent, Season**

8 1997  
6 2000  
4 1994, 2007

**FIELD GOALS****Most Field Goals Attempted, Season**

†49 1966  
47 1973  
45 1970

**Most Field Goals Attempted, Opponent, Season**

39 2007  
38 2010  
37 1993, 2011, 2012

**Most Field Goals Attempted, Game**

7 vs. Detroit, 12/9/51  
vs. Denver, 9/10/06  
at Dallas, 10/1/17  
6 Many times, last at New Orleans, 11/26/72  
5 Many times, last vs. New Orleans, 11/26/17

**Most Field Goals Attempted, Opponent, Game**

7 vs. Baltimore, 12/4/54  
vs. Minnesota, 11/5/89  
6 Many times, last vs. New Orleans, 9/26/04  
5 Many times, last at Baltimore, 11/22/15

**Most Field Goals Made, Game**

7 at Dallas, 10/1/17  
6 vs. Denver, 9/10/06  
5 vs. Detroit, 12/9/51  
vs. San Diego, 10/1/00  
vs. Denver, 11/16/14  
4 Many times, last vs. New Orleans, 11/26/17

**Most Field Goals Made, Opponent, Game**

†7 vs. Minnesota, 11/5/89  
5 vs. Dallas, 12/21/87  
vs. New Orleans, 9/26/04  
at Baltimore, 10/14/07  
vs. Minnesota, 12/16/12  
4 Many times, last at Tampa Bay, 10/24/10

**SAFETIES****Most Safeties, Game**

\*3 vs. New York Giants, 9/30/84  
2 vs. Green Bay, 10/21/73  
2 at Arizona, 11/6/11  
1 Many times, last vs. Indianapolis, 9/10/17

**Most Safeties, Game, Opponent**

2 at San Francisco, 9/8/96  
1 Many times, last vs. Arizona, 12/8/13

**FIRST DOWNS****Most First Downs, Season**

380 2000  
357 2001  
335 1999, 2003

**Most First Downs, Opponent, Season**

337 2013  
333 1994  
2009

329 1996

**Fewest First Downs, Season**

88 1937  
101 1938  
103 1942

**Fewest First Downs, Opponent, Season**

116 1944  
124 1939  
129 1945

**Most First Downs, Game**

38 vs. New York Giants, 11/13/66  
34 vs. New York Yanks, 9/28/51  
vs. Arizona, 9/28/03  
33 vs. Green Bay, 12/16/56

**Most First Downs, Opponent, Game**

36 vs. Jacksonville, 10/20/96  
32 at San Francisco, 11/20/94  
30 vs. Phoenix, 10/2/88  
30 vs. Chicago, 11/24/13, vs. New Orleans 12/15/13, vs. Tampa Bay 12/17/15

**Most First Downs, Both Teams, Game**

58 vs. Chicago Bears, 10/24/54 (Rams 30, Bears 28)  
57 at New York Yanks, 11/19/50 (Rams 32, Yanks 25)  
55 vs. Buffalo, 12/10/95 (Bills 28, Rams 27)  
vs. Minnesota, 12/10/00 (Rams 32, Vikings 23)

**Fewest First Downs, Game**

2 vs. Washington, 11/21/37  
3 Four times, last at Detroit, 9/24/40  
4 Four times, last at Detroit, 12/14/69

**Fewest First Downs, Opponent, Game**

1 at Seattle, 11/4/79  
2 vs. Atlanta, 9/23/73  
4 vs. Chicago Cardinals, 9/17/38  
vs. Chicago Cardinals, 10/22/39

**Fewest First Downs, Both Teams, Game**

12 vs. Chicago Cards, 10/3/37 (Rams 3, Cardinals 9)  
13 at Detroit, 10/15/44 (Rams 7, Lions 7)  
15 Many times, last at San Francisco, 11/21/76  
(Rams 8, 49ers 7)

**Most First Downs, Rushing, Season**

177 1973  
148 1983  
144 1980

**Fewest First Downs, Rushing, Season**

†36 1942  
51 1944  
61 1982

**Fewest First Downs, Rushing, Opponent, Season**

53 1999  
63 1966  
64 1966, 1970

**Most First Downs, Rushing, Game**

21 at New Orleans, 11/25/73  
19 vs. Atlanta, 12/4/76  
18 Three times, last at Seattle, 11/4/79

**Most First Downs, Rushing, Game, Opponent**

20 at Washington, 11/25/51  
18 vs. New Orleans, 12/16/79  
vs. Detroit, 9/7/80  
17 at Detroit, 10/12/58

**Fewest First Downs, Rushing, Game**

0 at San Francisco, 12/6/64  
vs. New York Jets, 11/15/70  
at Detroit, 11/17/91  
at Kansas City, 12/8/02  
1 Many times, last vs. Seattle, 11/20/11  
2 Many times, last at New England, 12/4/16

**Fewest First Downs, Rushing, Opponent, Game**

0 Many Times, last at Indianapolis, 11/10/13  
1 Many Times, last at San Francisco, 11/18/07  
2 Many times, last vs. Oakland, 11/30/14

**Most First Downs, Passing, Season**

247 2000  
236 2001  
219 2002



**Most First Downs, Passing, Opponent, Season**

203 2013  
 198 1944  
 197 2012

**Fewest First Downs, Passing, Season**

23 1937  
 43 1944  
 44 1941

**Fewest First Downs, Passing, Opponent, Season**

28 1937  
 41 1938, 1944  
 43 1939

**Most First Downs, Passing, Game**

23 vs. Minnesota, 12/16/12  
 22 at New York Giants, 10/2/05  
 21 Many times, last vs. San Diego, 10/1/00  
 20 Many times, last at New Orleans, 11/11/07

**Most First Downs, Opponent, Passing, Game**

24 vs. Jacksonville, 10/20/96, vs. New Orleans 12/15/13  
 23 at Detroit Lions, 9/9/12  
 20 at San Francisco, 10/3/04

**Fewest First Downs, Passing, Game**

0 at San Francisco, 10/10/71  
 1 Many times, last vs. Detroit, 10/19/86  
 2 Many times, last at New Orleans, 9/15/91

**Fewest First Downs, Passing, Opponent, Game**

0 at Pittsburgh, 11/13/49  
 vs. Atlanta, 9/23/73  
 1 Many times, last at Seattle, 11/4/79  
 2 Many times, last vs. Atlanta, 10/26/86

**Most First Downs, Penalty, Season**

36 1998  
 35 2013  
 31 1990  
 29 1981, 2010, 2011, 2017

**Most First Downs, Penalty, Opponent, Season**

47 2013  
 40 2016  
 35 1997

**Fewest First Downs, Penalty, Season**

5 1953  
 6 1938  
 7 1940, 1942

**Fewest First Downs, Penalty, Opponent, Season**

4 1938, 1940  
 5 1937  
 6 1944

**NET YARDS GAINED RUSHING/PASSING****Most Yards Gained, Season**

\*7,075 2000  
 6,690 2001  
 6,412 1999

**Most Yards Gained, Opponent, Season**

5,965 2009  
 5,950 2008  
 5,885 2015

**Fewest Yards Gained, Season**

1,794 1937  
 2,253 1938  
 2,286 1941

**Fewest Yards Gained, Opponent, Season**

2,519 1945  
 2,717 1937  
 2,785 1939

**Most Yards Gained, Game**

735 vs. New York Yanks, 9/28/51  
 614 vs. San Diego, 10/1/00  
 613 at New York Yanks, 11/19/50

**Most Yards Gained, Opponent, Game**

582 vs. Cincinnati, 10/7/90  
 574 at Baltimore, 11/25/56  
 541 at Green Bay, 10/18/42

**Most Yards Gained, Both Teams, Game**

\*1,113 at New York Yanks, 11/19/50 (Rams 636, Yanks 497)  
 995 vs. San Diego, 10/1/00 (Rams 614, Chargers 381)  
 937 vs. Denver, 9/4/00 (Rams 514, Broncos 424)

**Fewest Yards Gained, Game**

58 at Chicago Bears, 11/29/42  
 81 vs. Chicago Cards 10/3/37  
 86 vs. Washington, 11/21/37

**Fewest Yards Gained, Opponent, Game**

\*-7 at Seattle, 11/4/79  
 63 vs. Green Bay, 10/21/73  
 68 at Chicago Cards, 10/22/39

**Most Consecutive Games, 300 or More Yards**

30 2000-02  
 29 1949-51  
 22 1999-2000

**RUSHING****ATTEMPTS****Most Rushing Attempts, Season**

659 1973  
 621 1977  
 615 1980

**Most Rushing Attempts, Game**

65 at Minnesota, 9/19/76  
 63 at Seattle, 11/4/79  
 61 vs. New Orleans, 10/16/77

**YARDS****Most Yards Gained Rushing, Season**

2,925 1973  
 2,864 1984  
 2,799 1980

**Most Yards Gained Rushing, Opponent, Season**

2,475 2008  
 2,440 1961  
 2,427 2011

**Fewest Yards Gained Rushing, Season**

798 1938  
 875 1942  
 929 1941

**Fewest Yards Gained Rushing, Opponent, Season**

1,119 1967  
 1,189 1999  
 1,202 1982

**Most Yards Gained Rushing, Game**

371 at New York Yanks, 11/18/51  
 340 at New Orleans, 11/25/73  
 337 vs. Carolina, 11/11/01

**Most Yards Gained Rushing, Opponent, Game**

352 at Washington, 11/25/51  
 330 at Cleveland, 11/24/57  
 vs. Detroit, 9/7/80  
 307 vs. New Orleans, 11/18/81

**Most Yards Gained Rushing, Both Teams, Game**

\*595 vs. New York Yanks, 11/18/50 (Rams 371, Yanks 224)  
 548 vs. Minnesota 11/5/61 (Rams 295, Vikings 253)  
 506 at Green Bay, 10/22/44 (Packers 294, Rams 212)



**Fewest Yards Gained Rushing, Game**

-29 at Washington, 10/11/42  
 6 vs. Arizona, 11/20/05  
 10 at Chicago Bears, 11/29/42

**Fewest Yards Gained Rushing, Opponent, Game**

1 vs. Chicago Bears, 10/26/52  
 6 vs. New York Giants, 11/12/89  
 8 vs. New York Giants, 9/30/84

**Fewest Yards Gained Rushing, Both Teams, Game**

62 at San Francisco, 12/6/64 (Rams 15, 49ers 47)  
 78 at Detroit, 11/7/99 (Rams 57, Detroit 21)  
 82 vs. New Orleans, 9/6/98 (Rams 47, New Orleans 35)

**TOUCHDOWNS****Most Touchdowns Rushing, Season**

28 1950  
 26 2000  
 24 1954

**Most Touchdowns Rushing, Opponent, Season**

26 1961, 2008  
 24 2009  
 22 1992, 1996, 2005

**Most Touchdowns, Rushing, Game**

7 vs. Atlanta, 12/4/76  
 6 vs. New York Yanks, 11/18/51  
 5 vs. Chicago, 10/24/54  
 at Detroit, 10/12/58  
 vs. Minnesota, 12/10/00

**Most Touchdowns, Rushing, Opponent, Game**

6 vs. Cleveland, 11/24/57  
 5 vs. Detroit, 10/30/60  
 vs. Detroit, 9/7/80  
 at Pittsburgh, 11/3/96  
 4 Many times, last at Indianapolis, 10/17/05

**Most Touchdowns Rushing, Both Teams, Game**

8 vs. New York Yanks, 11/18/51 (Rams 6, Yanks 2)  
 7 at Cleveland, 11/24/57 (Rams 1, Browns 6)  
 at Detroit, 10/12/58 (Rams 5, Lions 2)  
 vs. Atlanta, 12/4/76 (Rams 7, Falcons 0)  
 vs. Detroit, 9/7/80 (Rams 2, Lions 5)  
 6 Many times, last at Tampa Bay, 12/18/00 (Rams 3, Buccaneers 3)

**PASSING****ATTEMPTS****Most Passes Attempted, Season**

635 2002  
 632 1995  
 600 2003

**Fewest Passes Attempted, Season**

168 1937  
 199 1945  
 208 1944

**Most Passes Attempted, Game**

62 at New York Giants, 10/2/05  
 61 vs. Buffalo, 12/10/95  
 56 at San Francisco, 9/11/05

**Most Passes Attempted, Opponent, Game**

64 vs. Philadelphia, 11/6/49  
 58 at Arizona, 9/29/96  
 vs. Atlanta, 12/2/07  
 at Tampa Bay, 9/25/16

**Most Passes Attempted, Both Teams, Game**

97 vs. Chicago, 12/26/99 (Bears 55, Rams 42)  
 at New York Giants, 10/2/05 (Rams 62, Giants 35)  
 96 vs. Cardinals, 9/12/10 (Cardinals 41, Rams 55)

93 vs. Atlanta, 12/2/07 (Rams 35, Atlanta 58)

**Fewest Passes Attempted, Game**

4 vs. Detroit, 9/10/37  
 6 vs. Chicago Cards, 11/5/39  
 at New York Giants, 11/10/40  
 8 vs. Chicago Bears, 10/9/38  
 at San Francisco, 11/21/76

**Fewest Passes Attempted, Opponent, Game**

†0 vs. Detroit, 9/10/37  
 at Pittsburgh, 11/13/49  
 6 at Brooklyn, 9/20/39  
 7 vs. Chicago Cards, 11/5/39  
 vs. Baltimore, 12/18/65

**Fewest Passes Attempted, Both Teams, Game**

4 vs. Detroit, 9/10/37 (Rams 4, Lions 0)  
 24 vs. Atlanta, 9/23/73 (Rams 15, Falcons 9)  
 25 Many times, last at Pittsburgh, 11/13/49 (Rams 25, Steelers 0)

**COMPLETIONS****Most Passes Completed, Season**

408 2002  
 392 2005  
 380 2000

**Most Passes Completed, Game**

40 at New York Giants, 10/2/05  
 36 vs. San Diego, 11/10/02  
 35 vs. San Francisco, 10/27/85  
 at Seattle, 9/10/00  
 at Green Bay, 11/29/04  
 vs. Minnesota, 12/16/12

**Most Passes Completed, Opponent, Game**

37 at New York Jets, 9/25/83  
 vs. Jacksonville, 10/20/96  
 at Arizona, 9/29/96  
 36 vs. New England, 11/16/86  
 vs. Chicago, 11/24/13  
 at Tampa Bay, 9/25/16  
 34 at St. Louis, 11/4/84

**Most Passes Completed, Both Teams, Game**

65 at Atlanta, 9/15/13 (Falcons 31, Rams 24)  
 60 at Philadelphia, 9/9/01 (Rams 28, Eagles 32)  
 59 vs. Chicago, 12/26/99 (Rams 27, Bears 32)  
 at New York Giants, 10/2/05 (Rams 40, Giants 19)

**Fewest Passes Completed, Game**

1 Many times, last at New York Giants, 11/10/40  
 2 at San Francisco, 10/10/71  
 3 Many times, last at San Francisco, 11/21/76

**Fewest Passes Completed, Opponent, Game**

†0 vs. Pittsburgh, 11/13/49  
 2 Many times, last at Seattle, 11/4/79  
 3 Many times, last at Chicago, 9/24/72

**Fewest Passes Completed, Both Teams, Game**

1 vs. Detroit, 9/10/37 (Rams 1, Lions 0)  
 4 vs. Chicago Bears, 10/9/38 (Rams 1, Bears 3)  
 6 vs. Chicago Cards, 10/3/37 (Rams 3, Cardinals 3)  
 vs. Pittsburgh, 10/29/39 (Rams 1, Steelers 5)

**YARDS****Most Yards Gained, Passing, Season**

\*5,492 2000  
 4,903 2001  
 4,480 2002

**Most Yards Gained, Passing, Opponent, Season**

4,085 2000  
 4,024 1989  
 3,913 2009



**Fewest Yards Gained, Passing, Season**

839 1937  
1,261 1944  
1,352 1941

**Fewest Yards Gained, Passing, Opponent, Season**

883 1937  
1,248 1938  
1,249 1939

**Most Yards Gained, Passing, Game**

541 vs. New York Yanks, 9/28/51  
506 vs. Chicago, 12/26/82  
453 vs. San Diego, 11/10/02

**Most Yards Gained, Passing, Opponent, Game**

483 vs. Cincinnati, 10/7/90  
475 vs. San Francisco, 11/28/93  
439 vs. San Francisco, 12/11/89

**Most Yards Gained, Passing, Both Teams, Game**

847 vs. Cincinnati, 10/7/90 (Rams 364, Bengals 483)  
784 vs. San Diego, 10/1/00 (Rams 451, Chargers 333)  
769 vs. Chicago 12/26/82 (Rams 506, Bears 263)

**Fewest Yards Gained, Passing, Game**

-18 at San Francisco, 10/10/71  
-5 at Dallas Texans, 11/9/52  
18 vs. Pittsburgh, 10/29/39

**Fewest Yards Gained, Passing, Opponent, Game**

-30 at Seattle, 11/4/79  
-1 at Green Bay, 10/13/74  
0 vs. Detroit, 9/10/37  
at Pittsburgh, 11/13/49

**Fewest Yards Gained, Passing, Both Teams, Game**

20 vs. Detroit, 9/10/37 (Rams 20, Lions 0)  
28 at Dallas Texans, 11/9/52 (Rams -5, Texans 33)  
44 at San Francisco, 11/21/76 (Rams 26, 49ers 18)

**COMPLETION PERCENTAGE****Highest Completion Percentage, Season**

68.8 2001  
66.2 2012  
65.4 2005

**Highest Completion Percentage, Opponent, Season**

68.1 2013  
66.8 2015  
65.7 2012  
64.9 2016

**Highest Completion Percentage, Game (10 att.)**

88.9 at San Francisco, 11/7/54  
87.0 vs. San Francisco, 10/10/99  
86.3 vs. Seattle, 10/19/14

**Highest Completion Percentage, Opponent, Game (10 att.)**

91.3 vs. Cleveland, 12/26/93  
85.7 at Kansas City, 10/27/14  
84.3 at Arizona, 12/9/13

**HAD INTERCEPTED****Fewest Passes Had Intercepted, Season**

7 1969, 2017  
8 2006  
10 2011

**Most Passes Had Intercepted, Season**

35 1941  
34 1938  
32 1981

**Most Passes Had Intercepted, Game**

7 Many times, last vs. Detroit, 10/26/58  
6 Many times, last at Carolina, 12/12/04  
5 Many times, last at Tennessee, 12/13/09

**TOUCHDOWNS****Most Touchdowns, Passing, Season**

42 1999  
37 2000, 2001  
31 1950, 1980, 1988

**Most Touchdowns, Passing, Game**

6 vs. New York Bulldogs, 11/27/49  
vs. Washington, 12/11/49  
vs. Detroit, 10/29/50  
5 Many times, last vs. San Diego, 10/1/00  
4 Many times, last vs. Tennessee, 12/24/17

**Most Touchdowns, Passing, Opponent, Game**

5 vs. St. Louis, 9/23/60  
vs. Chicago, 10/13/63  
vs. Miami, 12/14/86  
at San Francisco, 12/27/87  
at New Orleans, 11/27/16  
4 Many times, last vs. New England, 10/28/12  
3 Many times, last at Green Bay, 10/16/11

**SACKS****TOTAL SACKS****Most Sacks, Season**

57 1999  
56 1980, 1985, 1988  
53 1970, 2013

**Fewest Sacks, Season**

17 1991  
18 1982  
25 2009  
26 1994

**Most Sacks, Game**

10 vs. Atlanta, 9/28/69  
vs. San Diego, 10/4/70  
9 Many times, last vs. Arizona, 10/4/12  
8 Three times, last vs. Minnesota, 11/30/03

**Most Sacks, Opponent, Game**

11 at Baltimore, 11/22/64  
10 at San Francisco, 12/6/74  
vs. San Francisco, 10/11/76  
9 at New Orleans, 12/1/85

**Most Sacks, Both Teams, Game**

16 at Baltimore, 11/22/64 (Rams 5, Colts 11)  
14 at New Orleans, 10/24/76 (Rams 9, Saints 5)  
13 vs. Tampa Bay, 11/5/78 (Rams 9, Buccaneers 4)

**INTERCEPTIONS****TOTAL INTERCEPTIONS****Most Interceptions, Season**

38 1952  
32 1967, 1976  
31 1950, 1955

**Most Interceptions, Game**

7 vs. Detroit, 11/26/44  
vs. Green Bay, 11/11/45  
at Chicago Bears, 10/9/49  
vs. San Francisco, 10/18/64  
6 at Pittsburgh, 12/4/38  
at New York Yanks, 11/19/50  
at Dallas, 11/9/52  
at Kansas City, 10/20/85  
at Atlanta, 12/15/96  
5 Many times, last at Tennessee, 12/13/09



## YARDS GAINED

### Most Yards, Season

712 1952  
567 1999  
546 1980

### Most Yards, Opponent, Season

518 1952  
497 1995  
492 2002

### Fewest Yards, Season

5 1959  
15 1938  
24 1939

### Fewest Yards, Opponent, Season

27 1938  
40 1969  
61 1939

### Most Yards, Game

314 vs. San Francisco, 10/18/64  
225 vs. Green Bay, 9/21/80  
177 vs. Jacksonville, 10/20/96

### Most Yards, Opponent, Game

182 vs. Dallas Texans, 11/2/52  
171 at San Francisco, 11/26/95  
149 at Chicago, 10/11/64

### Most Yards, Both Teams, Game

338 vs. San Francisco, 10/18/64 (Rams 314, 49ers 24)  
308 vs. Dallas Texans, 11/2/52 (Rams 126, Texans 182)  
244 vs. Detroit, 11/1/53 (Rams 129, Lions 115)

## TOUCHDOWNS

### Most Touchdowns By Interceptions, Both Teams, Game

3 vs. Detroit, 11/1/53 (Rams 2, Lions 1)  
at Arizona, 12/30/07 (Rams 1, Cardinals 2)  
2 Many times, last vs. Indianapolis, 9/10/17 (Rams 2)

## PUNTING

### Most Punts, Season

106 2011  
98 1986  
2016  
96 2015

### Most Punts, Opponents, Season

108 1979  
104 1978  
96 1986  
2016

### Most Punts, Game

12 vs. Chicago Bears, 10/9/38  
vs. Green Bay, 11/26/39  
at New York, 11/10/40  
at San Francisco, 11/21/76  
11 Many times, last at San Francisco, 1/3/10  
10 Many times, last at San Francisco, 9/12/16

### Most Punts, Opponent, Game

14 vs. New York Yanks, 9/28/51  
12 Three times, last vs. Chicago Cardinals, 11/23/41  
11 Many times, last at Seattle, 11/4/79

## AVERAGE YARDAGE

### Highest Average Distance, Punting, Season

49.6 2008  
47.9 2015, 2017  
47.8 2016

### Highest Average Distance, Punting, Game (4 punts)

56.9 vs. Arizona, 10/4/12  
56.4 vs. Philadelphia, 12/10/17  
56.2 vs. Buffalo, 9/28/08

### Highest Avg. Distance, Punting, Opponent, Game (4 punts)

57.3 at Chicago Bears, 11/16/52  
55.8 at Detroit 10/10/54  
55.3 at Washington, 10/26/41

## PUNT RETURNS

### TOTAL RETURNS

### Most Punt Returns, Season

67 1978  
62 1970  
58 1969, 1979

### Most Punt Returns, Opponents, Season

60 1963, 1997  
59 1979  
58 1998

### Fewest Punt Returns, Season

14 1961  
19 1993  
22 1982

### Fewest Punt Returns, Opponent, Season

17 2001  
22 1972  
23 1999

### Most Punt Returns, Game

8 Many times, last at San Francisco, 10/25/81  
7 Many times, last vs. Atlanta, 12/11/16  
6 Many times, last vs. San Francisco, 9/7/97

### Most Punt Returns, Opponent, Game

9 vs. Baltimore, 11/22/64  
vs. Minnesota, 12/2/79  
at Philadelphia, 9/7/08  
8 at Detroit, 9/27/42  
at Chicago Bears, 11/29/42  
7 Many times, last vs. Seattle, 11/20/11

### Most Punt Returns, Both Teams, Game

15 at Detroit, 9/27/42 (Rams 7, Lions 8)  
at Baltimore, 11/27/66 (Rams 8, Colts 7)  
14 at Atlanta, 9/12/76 (Rams 7, Falcons 7)  
13 vs. Chicago, 11/23/75 (Rams 7, Bears 6)  
at Atlanta, 9/18/77 (Rams 8, Falcons 5)  
at Tampa Bay, 9/23/79 (Rams 7, Buccaneers 6)  
vs. Minnesota, 12/2/79 (Rams 4, Vikings 9)

## FAIR CATCHES

### Most Fair Catches, Season

25 1998, 1999, 2011  
24 1989, 2011  
23 1997, 2005

### Most Fair Catches, Opponent, Season

40 2016  
30 1968, 1986  
28 2011  
25 2015

### Most Fair Catches, Game

4 Many times, last vs. Seattle, 11/20/11  
3 Many times, last at New York Jets 11/13/16  
2 Many times, last vs. Miami 11/20/16





**Most Fair Catches, Opponent, Game**

7 at San Francisco, 9/12/16  
 5 Four times, last at San Francisco, 11/14/10  
 4 Many times, last at Pittsburgh, 12/2/11

**Most Fair Catches, Both Teams, Game**

10 at San Francisco, 9/12/16 (Rams 3, 49ers 7)  
 8 at Baltimore, 11/8/71 (Rams 3, Colts 5)  
 7 Many times, last at SF, 11/14/10 (Rams 2, 49ers 5)

**YARDS GAINED****Most Yards, Punt Returns, Season**

711 1978  
 676 1981  
 640 1947

**Most Yards, Punt Returns, Opponent, Season**

681 1963  
 652 1998  
 637 1994

**Fewest Yards, Punt Returns, Season**

79 2013  
 102 1993  
 129 1960  
 143 2004

**Fewest Yards, Punt Returns, Opponent, Season**

55 1972  
 67 1971  
 116 1977

**Most Yards, Punt Returns, Game**

219 at Atlanta, 10/11/81  
 166 at San Francisco, 10/25/81  
 147 at Cincinnati 10/3/99

**Most Yards, Punt Returns, Opponents, Game**

155 vs. Washington, 9/21/63  
 148 at Buffalo, 11/21/04  
 141 at Green Bay, 10/9/94

**Most Yards, Punt Returns, Both Teams, Game**

\*282 at Atlanta, 10/11/81 (Rams 219, Falcons 63)  
 198 at Chicago Bears, 10/10/48 (Rams 69, Bears 129)  
 189 at Kansas City, 12/8/02 (Rams 94, Chiefs 95)

**TOUCHDOWNS****Most Touchdowns, Punt Returns, Season**

3 1981  
 2 1947, 1949, 1952, 1984, 1992, 1996  
 1 1998, 1999, 2000, 2007, 2011, 2013, 2014, 2015

**Most Touchdowns, Punt Returns, Opponent, Season**

3 1951, 1994  
 2 1993, 2002, 2003, 2011

**Most Touchdowns, Punt Returns, Game**

†2 at Atlanta, 10/11/81  
 vs. Atlanta, 12/27/92

**Most Touchdowns, Punt Returns, Game, Opponent**

2 at Detroit, 10/14/51  
 1 Many times, last vs. San Francisco, 12/26/19

**KICKOFF RETURNS****Most Kickoff Returns, Season**

84 2004  
 82 2007  
 80 2008

**Most Kickoff Returns, Opponent, Season**

86 2001  
 85 1999  
 84 1989

**Fewest Kickoff Returns, Season**

26 1945

33 1977

34 1975, 2015

**Fewest Kickoff Returns, Opponent, Season**

19 1941  
 22 2016  
 23 2017

**Most Kickoff Returns, Game**

9 vs. New Orleans, 10/28/01  
 at Tennessee, 12/13/09  
 at Detroit, 10/10/10  
 8 Many times, last vs. Pittsburgh, 12/20/07  
 7 Many times, last vs. Atlanta, 11/21/10

**Most Kickoff Returns, Opponent, Game**

9 vs. San Diego, 10/1/00  
 8 Many times, last vs. Green Bay, 9/27/09  
 7 Many times, last vs. Indianapolis, 10/25/09

**Most Kickoff Returns, Both Teams, Game**

15 vs. New Orleans, 10/28/01 (Rams 9, Saints 6)  
 14 vs. Chicago Bears, 10/24/54 (Rams 7, Bears 7)  
 at San Francisco, 11/7/54 (Rams 7, 49ers 7)  
 at New Orleans, 10/23/94 (Rams 7, Saints 7)  
 vs. San Diego, 10/1/00 (Rams 5, Chargers 9)  
 at Kansas City, 10/22/00 (Rams 8, Chiefs 6)

**YARDS GAINED****Most Yards, Kickoff Returns, Season**

1,938 2007  
 1,764 2009  
 1,761 2008

**Most Yards, Kickoff Returns, Opponent, Season**

2,194 2001  
 2,115 1999  
 1,888 2000

**Fewest Yards, Kickoff Returns, Season**

448 1945  
 690 1949  
 705 1977

**Fewest Yards, Kickoff Returns, Opponent, Season**

430 2016  
 463 1941  
 520 2017

**Most Yards, Kickoff Returns, Game**

267 at Kansas City, 10/22/00  
 254 vs. Chicago, 10/13/63  
 239 vs. St. Louis, 11/14/76

**Most Yards, Kickoff Returns, Opponent, Game**

362 vs. Detroit, 10/29/50  
 304 at New Orleans, 10/23/94  
 263 at New York Giants, 11/11/48

**Most Yards, Kickoff Returns, Both Teams, Game**

560 vs. Detroit, 10/29/50 (Rams 198, Lions 362)  
 501 at New Orleans, 10/23/94 (Rams 197, Saints 304)  
 384 at New York Giants 11/14/48 (Rams 121, Giants 263)

**TOUCHDOWNS****Most Touchdowns, Kickoff Returns, Season**

3 1950, 1985  
 2 1999  
 1 1998, 2000, 2005, 2017

**Most Touchdowns, Kickoff Returns, Opponent, Season**

2 1950, 1964, 1967, 1981, 1994, 2001, 2002, 2003,  
 2006, 2007  
 1 Many times, last in 2009

**Most Touchdowns, Kickoff Returns, Game**

2 vs. Green Bay, 11/24/85  
 1 Many times, last vs. Jacksonville, 10/15/17

**Most Touchdowns, Kickoff Returns, Game, Opponent**

2 at New Orleans, 10/23/94  
 vs. Chicago, 12/11/06  
 1 Many times, last at Detroit, 10/10/10



**FUMBLES****TOTAL FUMBLES****Most Fumbles, Season**

42 1996  
40 1964, 1965  
39 1978, 1986

**Most Fumbles, Opponent, Season**

42 1996  
40 1964, 1965  
39 1978, 1986

**Fewest Fumbles, Season**

14 2010  
17 1960  
18 2008

**Fewest Fumbles, Opponent, Season**

13 1956  
15 1974, 1982, 1994  
16 1998

**Most Fumbles, Game**

8 vs. Detroit, 10/31/65  
7 Many times, last vs. New Orleans, 12/16/79  
6 Many times, last at New York Giants, 9/7/03

**Most Fumbles, Opponent, Game**

8 at Chicago Cards, 11/27/38  
7 Many times, last vs. Arizona, 12/9/10  
6 Many times, last at Green Bay, 9/4/88

**Most Fumbles, Both Teams, Game**

14 at Chicago Bears, 11/24/40 (Rams 7, Bears 7)  
12 at Chicago Bears, 9/15/39 (Rams 6, Bears 6)  
at Chicago Bears, 11/16/52 (Rams 7, Bears 5)  
11 at New York Giants, 9/7/03 (Rams 6, Giants 5)  
at New Orleans, 10/24/76 (Rams 4, Saints 7)  
at New York Giants, 12/1/46 (Rams 6, Giants 5)  
at Chicago Cardinals, 11/27/38 (Rams 3, Cardinals 8)

**FUMBLES LOST****Most Fumbles Lost, Season**

24 1983  
23 1958  
22 1953, 1965, 1978, 1986, 2001

**Most Fumbles Lost, Opponent, Season**

24 1947, 1948  
22 1984, 2003  
20 1966, 1983

**Most Fumbles Lost, Game**

6 vs. New England, 12/11/83  
vs. Detroit, 10/31/65  
at Detroit, 9/29/40  
5 Many times, last vs. Phoenix, 9/1/91  
4 Many times, last vs. Tampa Bay, 11/26/01

**Most Fumbles Lost, Opponent, Game**

5 at New Orleans, 10/24/76  
at Green Bay, 9/25/66  
at Detroit, 10/15/44  
at Chicago Cardinals, 11/27/38

4 Many times, last vs. Cardinals, 12/9/10  
3 Many times, last at Washington, 10/12/08

**Most Fumbles Lost, Both Teams, Game**

9 at Chicago Bears, 9/15/39 (Rams 5, Bears 4)  
8 Many times, Last vs. New England, 12/11/83 (Rams 6, Patriots 2)  
7 at Philadelphia, 12/1/02 (Rams 3, Eagles 4)  
at Chicago Bears, 11/16/52 (Rams 4, Bears 3)  
at Detroit, 9/29/40 (Rams 6, Lions 1)  
at Chicago Cardinals, 11/27/38 (Rams 2, Cardinals 5)

**PENALTIES****TOTAL PENALTIES****Most Penalties, Season**

142 1997  
133 1978, 1996  
131 2011

**Most Penalties, Opponent, Season**

142 1997  
133 1978, 1996  
126 2010

**Fewest Penalties, Season**

29 1941  
45 1942  
51 1959

**Fewest Penalties, Opponent, Season**

43 1945  
46 1942  
47 1941, 1958

**Most Penalties, Game**

15 Five times, last vs. Philadelphia, 12/18/05  
14 Many times, last vs. New Orleans, 11/26/00  
13 Many times, last vs. San Francisco, 11/11/12

**Most Penalties, Opponent, Game**

18 vs. Chicago Bears, 11/10/46  
vs. Cleveland, 10/7/51  
17 vs. New Orleans, 11/26/00  
16 at Chicago Bears, 10/10/48

**Most Penalties, Both Teams, Game**

31 vs. New Orleans, 11/26/00 (Rams 14, Saints 17)  
27 vs. Chicago Bears, 11/10/46 (Rams 9, Bears 18)  
26 vs. New Orleans, 11/8/81 (Rams 13, Saints 13)  
vs. Cincinnati, 9/1/96 (Rams 11, Bengals 15)  
at Buffalo, 11/21/04 (Rams 11, Bills 15)  
at San Francisco, 11/14/10 (Rams 12, 49ers 14)

**Fewest Penalties, Game**

0 vs. New Orleans, 12/9/90  
vs. Baltimore, 12/18/65  
at Chicago, 11/29/42  
at New York, 11/16/41  
1 Many times, last vs. Atlanta, 1/6/02  
2 Many times, last at Tampa Bay, 12/18/00

**Fewest Penalties, Opponent, Game**

0 at New England 10/26/08  
vs. Chicago, 9/24/95  
vs. Minnesota, 11/19/72  
vs. New York, 9/27/41  
1 Many times, last at Seattle, 9/10/00  
2 Many times, last vs. Pittsburgh, 12/20/07

**Fewest Penalties, Both Teams, Game**

1 vs. New York Yanks, 9/27/53 (Rams 1, Yanks 0)  
2 vs. Green Bay, 12/16/62 (Rams 1, Packers 1)  
vs. Baltimore, 12/18/65 (Rams 0, Colts 2)  
3 Many times, last at Phoenix, 12/5/93 (Rams 1, Cardinals 2)

**YARDS PENALIZED****Most Yards Penalized, Season**

1,169 1978  
1,091 2016  
1,065 1997

**Most Yards Penalized, Opponent, Season**

1,066 2005  
1,064 1997  
1,028 1951

**Fewest Yards Penalized, Season**

195 1938  
220 1939  
218 1937

**Fewest Yards Penalized, Opponent, Season**

220 1939  
249 1938  
318 1939



**Most Yards Penalized, Game**

- 162 vs. Baltimore, 10/22/50
- 149 at Dallas, 11/6/60
- 145 at Chicago Bears, 10/19/58

**Most Yards Penalized, Opponent, Game**

- 177 vs. San Francisco, 9/18/94
- 173 vs. Minnesota, 9/22/67
- 150 vs. Detroit, 10/3/52
- 137 at Baltimore, 11/22/15

**Most Yards Penalized, Both Teams, Game**

- 269 vs. Green Bay, 12/3/50 (Rams 123, Packers 146)
- 267 vs. Minnesota, 9/22/67 (Rams 94, Vikings 173)
- 253 at Atlanta, 11/19/67 (Rams 135, Falcons 118)

**Fewest Yards Penalized, Game**

- 0 Many times, last vs. New Orleans, 12/9/90
- 5 Many times, Last at Arizona, 12/7/08
- 7 at New Orleans, 10/30/88
- at Detroit, 10/12/58

**Fewest Yards Penalized, Opponent, Game**

- †0 Three times, last at New England, 10/26/08
- 5 Many times, last at Atlanta, 10/14/93
- 7 at New Orleans, 10/30/88
- at Green Bay 12/20/92

**Fewest Yards Penalized, Both Teams, Game**

- 10 vs. Green Bay, 12/16/62 (Rams 5, Packers 5)
- 15 vs. Chicago Cards, 11/23/41 (Rams 5, Cardinals 10)
- vs. New York Yanks, 9/27/53 (Rams 15, Yanks 0)
- 20 Many times, last at Phoenix, 12/5/93 (Rams 10, Cardinals 10)





**Bold denotes player active with Rams**

*Italics denotes rookie*

## **RUSHING**

247	Willie Ellison vs. New Orleans Saints .....	Dec. 5, 1971	(26 carries, 1 TD)
223	<i>Tom Wilson vs. Green Bay Packers</i> .....	<i>Dec. 16, 1956</i>	<i>(23 carries, 0 TD)</i>
221	Greg Bell vs. Green Bay Packers .....	Sept. 24, 1989	(28 carries, 2 TD)
220	Marshall Faulk at New Orleans Saints .....	Dec. 24, 2000	(32 carries, 2 TD)
215	Eric Dickerson vs. Houston Oilers .....	Dec. 9, 1984	(27 carries, 2 TD)
213	Charles White at St. Louis Cardinals .....	Nov. 15, 1987	(34 carries, 1 TD)
212	<i>Jerome Bettis at New Orleans Saints</i> .....	<i>Dec. 12, 1993</i>	<i>(28 carries, 1 TD)</i>
210	Greg Bell at New England Patriots .....	Dec. 24, 1989	(26 carries, 1 TD)
208	Eric Dickerson at St. Louis Cardinals .....	Nov. 4, 1984	(21 carries 0 TD)
208	Marshall Faulk vs. Atlanta Falcons .....	Oct. 15, 2000	(25 carries, 1 TD)
207	Eric Dickerson vs. Tampa Bay Buccaneers.....	Oct. 5, 1986	(30 carries, 2 TD)
205	Dan Towler at Baltimore Ravens .....	Nov. 22, 1953	(14 carries, 1 TD)
202	Marshall Faulk at Carolina Panthers .....	Dec. 23, 2001	(30 carries, 2 TD)
199	Ollie Matson at Chicago Bears .....	Oct. 11, 1959	(31 carries, 3 TD)
199	<i>Eric Dickerson vs. Detroit Lions</i> .....	<i>Oct. 2, 1983</i>	<i>(30 carries, 2 TD)</i>
195	Trung Canidate at New York Jets .....	Oct. 21, 2001	(23 carries, 2 TD)
193	Eric Dickerson at St. Louis Cardinald .....	Sept. 7, 1986	(38 carries, 2 TD)
192	<i>Eric Dickerson at New York Jets</i> .....	<i>Sept. 25, 1983</i>	<i>(28 carries, 2 TD)</i>
191	Eric Dickerson at Tampa Bay Buccaneers .....	Nov. 25, 1984	(28 carries, 3 TD)
183	Marshall Faulk vs. Carolina Panthers .....	Nov. 11, 2001	(15 carries, 2 TD)
183	Marshall Faulk vs. Seattle Seahawks .....	Oct. 20, 2002	(32 carries, 3 TD)
181	Marshall Faulk at Atlanta Falcons .....	Oct. 17, 1999	(18 carries, 1 TD)
179	Steven Jackson vs. Jacksonville Jaguars.....	Oct. 30, 2005	(25 carries, 0 TD)
178	Marshall Faulk at Arizona Cardinals .....	Nov. 3, 2002	(27 carries, 1 TD)
170	Eric Dickerson vs. Atlanta Falcons .....	Oct. 26, 1986	(30 carries, 0 TD)
169	Dick Bass at Chicago Bears .....	Dec. 9, 1962	(20 carries, 1 TD)
168	Marshall Faulk vs. Atlanta Falcons .....	Jan. 6, 2002	(20 carries, 1 TD)
166	Ron Waller vs. Philadelphia Eagles .....	Sept. 30, 1956	(20 carries, 1 TD)
166	Charles White vs. Pittsburgh Steelers .....	Oct. 11, 1987	(33 carries, 1 TD)
164	Eric Dickerson at New Orleans Saints .....	Oct. 14, 1984	(20 carries, 0 TD)
161	Steven Jackson at Atlanta Falcons .....	Dec. 28, 2008	(30 carries, 2 TD)
160	Steven Jackson vs. Dallas Cowboys .....	Oct. 10, 2008	(25 carries, 3 TD)
159	Charles White vs. Atlanta Falcons .....	Dec. 13, 1987	(29 carries, 2 TD)
159	Steven Jackson vs. New Orleans Saints .....	Oct. 30, 2011	(25 carries, 2 TD)
<b>159</b>	<b><i>Todd Gurley II at Green Bay Packers</i></b> .....	<b><i>Oct. 11, 2015</i></b>	<b><i>(30 carries, 0 TD)</i></b>
158	Greg Hill, at Buffalo Bills .....	Sept. 20, 1998	(19 carries, 2 TD)
158	Marshall Faulk vs. Oakland Raiders .....	Oct. 13, 2002	(26 carries, 0 TD)
155	Charles White at Atlanta Falcons .....	Oct. 18, 1987	(31 carries, 0 TD)
155	Dan Towler vs. New York Yanks .....	Nov. 18, 1951	(13 carries, 1 TD)
154	Marshall Faulk at New Orleans Saints .....	Dec. 12, 1999	(29 carries, 1 TD)
154	Dan Towler vs. Chicago Bears .....	Oct. 25, 1953	(24 carries, 1 TD)
<b>152</b>	<b><i>Todd Gurley II at Seattle Seahawks</i></b> .....	<b><i>Dec. 17, 2017</i></b>	<b><i>(21 carriers, 3 TD)</i></b>
152	Lawrence McCutcheon at New Orleans Saints..	Nov. 25, 1973	(20 carries, 0 TD)
152	Lawrence McCutcheon at Chicago Bears .....	Dec. 2, 1973	(24 carries, 0 TD)
152	Lawrence McCutcheon vs. Atlanta Falcons.....	Dec. 11, 1977	(17 carries, 0 TD)
150	Eric Dickerson at Seattle Seahawks .....	Sept. 23, 1985	(31 carries, 3 TD)
150	Eric Dickerson vs. Green Bay Packers .....	Nov. 24, 1985	(31 carries, 1 TD)
150	Steven Jackson vs. Washington Redskins .....	Dec. 24, 2006	(33 carries, 1 TD)



## CAREER 100-YARD RUSHING GAMES

Games	Player	W-L-T
38	Eric Dickerson .....	27-11
33	Steven Jackson .....	17-15-1
27	Marshall Faulk .....	27-0
22	Lawrence McCutcheon .....	19-2-1
<b>11</b>	<b>Todd Gurley II .....</b>	<b>10-1</b>
11	Jerome Bettis .....	3-8
10	Dick Bass .....	6-4
10	Dan Towler .....	10-0
8	Wendell Tyler .....	6-2
8	Charles White .....	7-1
7	Greg Bell .....	6-1
7	Paul (Tank) Younger .....	3-3-1
6	Cleveland Gary .....	4-2
5	Jon Arnett .....	2-3
5	Willie Ellison .....	2-2-1
5	Ron Waller .....	4-1
5	Tim Wilson .....	2-3
4	Skeet Quinlan .....	1-3
4	Zac Stacy .....	2-2

Games	Player.....	W-L-T
3	Cullen Bryant.....	3-0
3	John Cappelletti .....	2-0-1
3	Ollie Matson .....	2-1
3	Lawrence Phillips .....	3-0
2	Trung Canidate .....	2-0
2	Dick Hoerner .....	1-0-1
2	Les Josephson .....	2-0
2	Joe Marconi.....	2-0
2	Elvis Peacock.....	2-0
2	Bob Thomas.....	2-0
2	Tre Mason .....	2-0
1	Benny Cunningham.....	1-0
1	Jim Bertelsen .....	1-0
1	Robert Delpino .....	1-0
1	Harold Green.....	1-0
1	Greg Hill.....	1-0
1	Brian Leonard.....	0-1
1	Jerald Moore .....	1-0
1	Kenny Washington .....	1-0
1	Justin Watson.....	1-0

## GAMES WITH MORE THAN ONE 100-YARD RUSHER

Nov. 8, 1953	vs. San Francisco, Skeet Quinlan (11-119) and Paul Younger (12-101)
Oct. 24, 1954	vs. Chicago Bears, Dan Towler (15-123) and Paul Younger (27-106)
Oct. 31, 1954	vs. Detroit, Paul Younger (18-140) and Skeet Quinlan (13-119)
Dec. 4, 1955	vs. Baltimore, Ron Waller (24-138) and Paul Younger (25-132)
Sept. 16, 1973	at Kansas City, Jim Bertelsen (28-143) and Lawrence McCutcheon (21-120)
Sept. 12, 1976	at Atlanta, Lawrence McCutcheon (26-115) and John Cappelletti (22-102)
Sept. 19, 1976	at Minnesota, John Cappelletti (28-128) and Lawrence McCutcheon (29-110)
Nov. 11, 1996	vs. Atlanta, Lawrence Phillips (14-106) and Harold Green (13-106)
Nov. 11, 2001	vs. Carolina, Marshall Faulk (15-183) and Trung Canidate (16-145)

## PASSING

554	Norm Van Brocklin vs. New York Yanks.....	Sept. 28, 1951	(30 / 46, 0 TD, 0 Int)
509	Vince Ferragamo vs. Chicago.....	Dec. 26, 1982	(30 / 46, 3 TD, 2 Int)
454	Jim Everett at New Orleans .....	Nov. 26, 1989	(29 / 51, 1 TD, 2 Int)
453	Marc Bulger vs. San Diego .....	Nov. 10, 2002	(36 / 48, 4 TD, 0 Int)
450	Marc Bulger vs. New York Jets.....	Jan. 2, 2005	(29 / 39, 3 TD, 2 Int)
448	Marc Bulger at Green Bay .....	Nov. 29, 2004	(35 / 53, 2 TD, 1 Int)
442	Marc Bulger at New York Giants .....	Oct. 2, 2005	(40 / 62, 2 TD, 3 Int)
441	Kurt Warner vs. Denver .....	Sept. 4, 2000	(25 / 35, 3 TD, 3 Int)
436	James Harris at Miami .....	Oct. 3, 1976	(17 / 29, 2 TD, 1 Int)
431	Trent Green vs. Carolina.....	Nov. 5, 2000	(29 / 42, 2 TD, 0 Int)
406	Jim Hardy vs. Chicago Cardinals.....	Oct. 31, 1948	(28 / 53, 3 TD, 2 Int)
401	Tony Banks at Atlanta.....	Nov. 2, 1997	(30 / 42, 2 TD, 1 Int)
401	Kurt Warner at New England .....	Nov. 18, 2001	(23 / 34, 3 TD, 2 Int)
394	Kurt Warner vs. San Francisco .....	Sept. 17, 2000	(23 / 34, 2 TD, 2 Int)
390	Kurt Warner vs. San Diego .....	Oct. 1, 2000	(24 / 30, 4 TD, 0 Int)
388	Marc Bulger vs. Washington .....	Dec. 24, 2006	(25 / 38, 4 TD, 0 Int)
385	Kurt Warner vs. New Orleans .....	Oct. 28, 2001	(29 / 47, 1 TD, 4 Int)
378	Marc Bulger at San Francisco.....	Nov. 2, 2003	(26 / 42, 1 TD, 2 Int)
377	Jim Everett at Philadelphia .....	Nov. 6, 1988	(24 / 45, 2 TD, 4 Int)
377	Sam Bradford vs. Minnesota.....	Dec. 16, 2012	(35/55, 3 TD, 1 Int)
375	Marc Bulger at Pittsburgh .....	Oct. 26, 2003	(22 / 37, 1 TD, 0 Int)
375	Austin Davis at Philadelphia .....	Oct. 5, 2014	(29/49, 3 TD, 0 Int)
372	Billy Wade at Green Bay.....	Nov. 16, 1958	(19 / 42, 1 TD, 2 Int)
372	Jim Everett vs. Cincinnati.....	Oct. 7, 1990	(25 / 46, 2 TD, 0 Int)
372	Mark Rypien vs. Buffalo .....	Dec. 10, 1995	(31 / 55, 1 TD, 2 Int)
368	Jim Everett vs. Indianapolis .....	Sept. 17, 1989	(28 / 35, 3 TD, 1 Int)
368	Marc Bulger vs. San Francisco .....	Sept. 19, 2007	(24 / 41, 1 TD, 0 Int)
366	Trent Green vs. Washington .....	Nov. 20, 2000	(23 / 38, 2 TD, 1 Int)
365	Jim Everett at Denver .....	Nov. 27, 1988	(25 / 47, 2 TD, 1 Int)
365	Jim Everett vs. New Orleans.....	Dec. 9, 1990	(31 / 50, 1 TD, 2 Int)
362	Marc Bulger at San Francisco.....	Sept. 11, 2005	(34 / 56, 2 TD, 1 Int)
360	Marc Bulger vs. Seattle.....	Oct. 15, 2006	(26 / 39, 3 TD, 1 Int)
359	Kurt Warner vs. Indianapolis .....	Dec. 30, 2001	(23 / 30, 3 TD, 1 Int)
358	Marc Bulger vs. New Orleans .....	Sept. 26, 2004	(32 / 49, 1 TD, 0 Int)
356	Billy Wade at Baltimore.....	Nov. 23, 1958	(24 / 41, 0 TD, 2 Int)
356	Marc Bulger vs. Chicago .....	Dec. 11, 2006	(34 / 55, 3 TD, 0 Int)
<b>355</b>	<b>Jared Goff vs. Houston .....</b>	<b>Nov. 12, 2017</b>	<b>(25 / 37, 3 TD, 0 Int)</b>
<b>354</b>	<b>Jared Goff vs. New Orleans .....</b>	<b>Nov. 26, 2017</b>	<b>(28 / 43, 2 TD, 1 Int)</b>
354	Jamie Martin vs. San Francisco.....	Dec. 24, 2005	(33 / 41, 1 TD, 2 Int)
354	Marc Bulger vs. Kansas City.....	Nov. 5, 2006	(31 / 42, 1 TD, 0 Int)
353	Tony Banks at Baltimore.....	Oct. 27, 1996	(26 / 40, 1 TD, 1 Int)



352	Marc Bulger vs. Atlanta.....	Oct. 13, 2003	(23 / 34, 2 TD, 2 Int)
352	Sam Bradford at Atlanta.....	Sept. 15, 2013	(32 / 55, 3 TD, 1 Int)
351	Kurt Warner at Carolina.....	Dec. 5, 1999	(22 / 31, 3 TD, 2 Int)

### CAREER 300-YARD PASSING GAMES

Games	Player	W-L-T	Games	Player	W-L-T
30	Kurt Warner.....	22-8	3	Bill Wade	1-2
27	Marc Bulger.....	12-15	2	Dieter Brock.....	0-2
20	Jim Everett.....	10-10	2	Bob Waterfield.....	2-0
7	Sam Bradford.....	2-5	2	Austin Davis.....	0-2
<b>5</b>	<b>Jared Goff.....</b>	<b>5-0</b>	1	Zeke Bratkowski.....	1-0
5	Norm Van Brocklin.....	4-1	1	Ryan Fitzpatrick.....	1-0
3	Tony Banks.....	1-2	1	Gus Frerotte.....	1-0
3	Vince Ferragamo.....	1-2	1	Pat Haden.....	0-1
3	Roman Gabriel.....	2-1	1	Jim Hardy.....	0-1
3	Trent Green.....	2-1	1	James Harris.....	1-0
3	Chris Miller.....	1-2	1	Case Keenum.....	0-1
3	Mark Rypien.....	0-3	1	Jamie Martin.....	1-0

### RECEIVING

336	*Willie Anderson at New Orleans.....	Nov. 26, 1989	(15 receptions, 1 TD)
303	Jim Benton at Detroit.....	Nov. 22, 1945	(10 receptions, 1 TD)
238	Harold Jackson vs. Dallas.....	Oct. 14, 1973	(7 receptions, 4 TD)
233	Isaac Bruce at Atlanta.....	Nov. 2, 1997	(10 receptions, 3 TD)
230	Henry Ellard vs. Indianapolis.....	Sept. 17, 1989	(12 receptions, 1 TD)
229	Isaac Bruce at Baltimore.....	Oct. 27, 1996	(11 receptions, 1 TD)
226	<i>Eddie Kennison at Atlanta.....</i>	<i>Dec. 15, 1996</i>	<i>(5 receptions, 3 TD)</i>
220	Ron Jessie at Miami.....	Oct. 3, 1976	(7 receptions, 2 TD)
210	Isaac Bruce vs. Miami.....	Dec. 24, 1995	(15 receptions, 1 TD)
208	<i>Jim Phillips at Green Bay.....</i>	<i>Nov. 16, 1958</i>	<i>(8 receptions, 1 TD)</i>
207	Carroll Dale at Detroit.....	Nov. 17, 1963	(7 receptions, 3 TD)
204	Marshall Faulk (RB) vs. Chicago.....	Dec. 26, 1999	(12 receptions, 1 TD)
203	Torry Holt vs. Indianapolis.....	Dec. 30, 2001	(7 receptions, 2 TD)
202	Jim Benton at New York Yanks.....	Dec. 5, 1946	(12 receptions, 2 TD)
200	Tommy McDonald vs. Cleveland.....	Dec. 12, 1965	(6 receptions, 2 TD)
200	Torry Holt at San Francisco.....	Nov. 2, 2003	(11 receptions, 1 TD)
196	Elroy Hirsch vs. Green Bay.....	Dec. 12, 1953	(9 receptions, 0 TD)
195	Elroy Hirsch vs. Chicago Cardinals.....	Nov. 11, 1951	(6 receptions, 2 TD)
192	Isaac Bruce, vs. Minnesota.....	Sept. 13, 1998	(11 receptions, 1 TD)
191	Isaac Bruce, vs. Atlanta.....	Oct. 12, 1995	(10 receptions, 2 TD)
189	Tom Fears vs. Green Bay.....	Dec. 3, 1950	(3 receptions, 2 TD)
189	Torry Holt at Atlanta.....	Sept. 24, 2000	(3 receptions, 2 TD)
188	Isaac Bruce vs. San Francisco.....	Sept. 17, 2000	(8 receptions, 1 TD)
183	George Farmer vs. Chicago.....	Dec. 26, 1982	(9 receptions, 1 TD)
181	Isaac Bruce at Indianapolis.....	Oct. 1, 1995	(8 receptions, 2 TD)
179	Isaac Bruce vs. New Orleans.....	Oct. 28, 2001	(7 receptions, 1 TD)
175	Del Shofner vs. Baltimore.....	Dec. 6, 1958	(5 receptions, 1 TD)
174	Torry Holt at Pittsburgh.....	Oct. 26, 2003	(7 receptions, 1 TD)
173	Elroy Hirsch at New York Yanks.....	Sept. 28, 1951	(9 receptions, 4 TD)
173	Isaac Bruce vs. San Francisco.....	Oct. 22, 1995	(9 receptions, 0 TD)
172	Torry Holt vs. Minnesota.....	Dec. 10, 2000	(9 receptions, 0 TD)
<b>171</b>	<b>Robert Woods vs. Houston.....</b>	<b>Nov. 12, 2017</b>	<b>(8 receptions, 2 TD)</b>
171	Henry Ellard at Detroit.....	Dec. 6, 1987	(7 receptions, 1 TD)
170	Isaac Bruce at Green Bay.....	Nov. 29, 2004	(9 receptions, 1 TD)
169	Del Shofner at Detroit.....	Nov. 15, 1959	(5 receptions, 1 TD)
168	Elroy Hirsch at Green Bay.....	Oct. 11, 1953	(8 receptions, 0 TD)
167	Henry Ellard at Denver.....	Nov. 27, 1988	(11 receptions, 2 TD)
167	Isaac Bruce vs. San Diego.....	Oct. 1, 2000	(9 receptions, 2 TD)
166	Henry Ellard at Philadelphia.....	Nov. 6, 1988	(7 receptions, 1 TD)
165	Henry Ellard vs. Atlanta.....	Oct. 8, 1989	(8 receptions, 0 TD)
165	Torry Holt at Tampa Bay.....	Dec. 18, 2000	(9 receptions, 1 TD)
163	Elroy Hirsch at San Francisco.....	Oct. 28, 1951	(4 receptions, 1 TD)
163	Jim Phillips vs. Chicago.....	Sept. 23, 1961	(9 receptions, 0 TD)
163	Henry Ellard vs. Phoenix.....	Nov. 19, 1989	(7 receptions, 2 TD)
163	Isaac Bruce vs. San Diego.....	Nov. 10, 2002	(10 receptions, 3 TD)
163	Torry Holt, vs. Tennessee.....	Sept. 25, 2005	(9 receptions, 1 TD)
163	Torry Holt, vs. San Francisco.....	Dec. 24, 2005	( 10 receptions, 1 TD)
163	<i>Donnie Avery at New England.....</i>	<i>Oct. 26, 2008</i>	<i>(6 receptions, 1 TD)</i>
162	Tom Fears at New York Yanks.....	Sept. 28, 1951	(7 receptions, 0 TD)
161	Torry Holt vs. Atlanta.....	Oct. 13, 2003	(11 receptions, 2 TD)
160	Danny Amendola.....	Sept. 16, 2012	(15 receptions, 1 TD)
160	Henry Ellard vs. Kansas City.....	Nov. 10, 1991	(8 receptions, 1 TD)
160	Torry Holt vs. San Francisco.....	Dec. 5, 2004	(10 receptions, 1 TD)
159	Tom Fears vs. Washington.....	Dec. 11, 1949	(10 receptions, 2 TD)
<b>158</b>	<b>Todd Gurley II at Tennessee.....</b>	<b>Dec. 24, 2017</b>	<b>(10 receptions, 2 TD)</b>



157	Elroy Hirsch at New York Yanks .....	Nov. 19, 1954	(5 receptions, 0 TD)
157	Bob Boyd vs. San Francisco .....	Oct. 3, 1954	(5 receptions, 1 TD)
155	Tommy McDonald at Chicago .....	Oct. 10, 1965	(9 receptions, 0 TD)
154	Jim Phillips at New York Giants .....	Oct 22, 1961	(8 receptions, 1 TD)
154	Willie Anderson at Atlanta .....	Sept. 11, 1994	(5 receptions, 1 TD)
154	Torry Holt vs. Seattle .....	Oct. 15, 2006	(8 receptions, 3 TD)
152	Isaac Bruce at Cincinnati .....	Oct. 3, 1999	(6 receptions, 0 TD)
152	Drew Hill at Pittsburgh .....	Sept. 16, 1984	(4 receptions, 1 TD)
151	Jim Benton, at Chicago .....	Oct. 21, 1945	(7 receptions, 1 TD)
151	Jim Phillips, at Dallas .....	Nov. 6, 1960	(7 receptions, 2 TD)
151	Jack Snow, at Baltimore .....	Oct. 15, 1967	(3 receptions, 2 TD)
151	Ron Jessie, at Atlanta .....	Nov. 16, 1975	(10 receptions, 1 TD)
151	Torry Holt at Carolina .....	Dec. 12, 2004	(6 receptions, 1 TD)
150	Elroy Hirsch, at San Francisco .....	Oct. 7, 1956	(8 receptions, 2 TD)
150	Jack Snow, vs. Detroit .....	Dec. 14, 1970	(7 receptions, 0 TD)

\*NFL Record

### **GAMES WITH MORE THAN ONE 100-YARD RECEIVER**

Dec. 11, 1949	vs. Washington, Tom Fears (10-159) and Bob Shaw (5 -137)
Sept. 22, 1950	vs. New York Yanks, Glen Davis (5-103) and Dick Hoerner (4-105)
Nov. 19, 1950	at New York Yanks, Dick Hoerner (14-125) and Elroy Hirsch (8-157)
Sept. 28, 1951	at New York Yanks, Tom Fears (7-162), Elroy Hirsch (9-173), and Verda (V.T.) Smith (2-103)
Dec. 14, 1952	vs. Pittsburgh, Tom Fears (10-122) and Elroy Hirsch (4-108)
Oct. 4, 1953	at San Francisco, Bob Boyd (4-107) and Elroy Hirsch (9-107)
Sept. 26, 1954	at Baltimore, Skeet Quinlan (4-135) and Bob Boyd (4-121)
Oct. 10, 1954	at Detroit, Bob Boyd (8-128) and Elroy Hirsch (6-105)
Nov. 21, 1954	at New York Giants, Bob Boyd (5-103) and Tom Fears (9-136)
Dec. 12, 1954	vs. Green Bay, Bob Boyd (4-106) and Elroy Hirsch (5-119)
Oct. 7, 1956	at San Francisco, Elroy Hirsch (8-150) and Bob Boyd (7-119)
Nov. 23, 1958	at Baltimore, Lamar Lundy (6-103) and Del Shofner (8-110)
Oct. 11, 1964	at Chicago, Jim Phillips (7-110) and Bucky Pope (4-108)
Nov.1, 1964	at Detroit, Carroll Dale (7-109) and Marlin McKeever (6-100)
Dec. 4, 1976	vs. Atlanta, Ron Jessie (4-112) and Dwight Scales (2-102)
Dec. 26, 1982	vs. Chicago, George Farmer (9-183) and Preston Dennard (5-122)
Sept. 9, 1990	at Green Bay, Henry Ellard (6-106) and Willie Anderson (5-128)
Oct. 7, 1990	vs. Cincinnati, Henry Ellard (7-100) and Willie Anderson (7-144)
Dec. 9, 1990	vs. New Orleans, Henry Ellard (5-107) and Willie Anderson (5-123)
Sept. 1, 1991	vs. Phoenix, Robert Delpino (10-113) and Henry Ellard (7-116)
Dec. 5, 1999	at Carolina, Isaac Bruce (6-111) and Az-Zahir Hakim (4-122)
Dec. 12, 1999	at New Orleans, Isaac Bruce (4-102) and Torry Holt (6-113)
Sept. 4, 2000	vs. Denver, Az-Zahir Hakim (5-118), Torry Holt (6-103), and Marshall Faulk (4-100)
Oct. 1, 2000	vs. San Diego, Isaac Bruce (9-167), Marshall Faulk (6-116), and Az-Zahir Hakim (5-104)
Nov. 5, 2000	vs. Carolina, Az-Zahir Hakim (8-147) and Torry Holt (4-130)
Nov. 10, 2002	vs. San Diego, Isaac Bruce (10-163) and Torry Holt (7-118)
Sept. 7, 2003	at New York Giants, Isaac Bruce (8-120), and Torry Holt (7-111)
Sept. 19, 2004	at Atlanta, Torry Holt (9-121) and Isaac Bruce (5-102)
Oct. 1, 2006	vs. Detroit, Isaac Bruce (7-100) and Torry Holt (6-102)
Dec. 24, 2006	vs. Washington, Isaac Bruce (9-148) and Steven Jackson (6-102)
Sept. 21, 2017	at San Francisco, Robert Woods (6-108) and Sammy Watkins (6-106)

### **CAREER 100-YARD RECEIVING GAMES**

Games	Player	W-L-T	Games	Player	W-L-T
46	Torry Holt .....	27-19	4	Martin McKeever (TE) .....	1-3
43	Isaac Bruce .....	22-21	3	Preston Dennard .....	1-2
26	Henry Ellard .....	12-14	3	Drew Hill .....	1-2
21	Elroy Hirsch .....	12-9	3	Amp Lee (RB) .....	1-2
16	Tom Fears .....	8-7-1	3	Bucky Pope .....	1-2
15	Bob Boyd .....	9-5-1	<b>2</b>	<b>Robert Woods</b> .....	<b>2-0</b>
14	Jim Phillips .....	4-9-1	2	Bob Carey .....	1-1
10	Jack Snow .....	5-4-1	2	Robert Delpino (RB) .....	0-2
9	Willie Anderson .....	4-5	2	George Farmer .....	0-2
8	Carroll Dale .....	2-5-1	2	Steven Jackson (RB) .....	1-1
8	Harold Jackson .....	5-3	2	Eddie Kennison .....	1-1
8	Del Shofner .....	2-6	<b>2</b>	<b>Cooper Kupp</b> .....	<b>1-1</b>
6	Tommy McDonald .....	4-2	2	Willie Miller .....	1-1
5	Kenny Britt .....	2-3	2	Ricky Proehl .....	2-0
5	Bernie Casey .....	3-0-2	2	Verda (V. T.) Smith (RB) .....	1-1
5	Ron Jessie .....	5-0	2	Billy Truax (TE) .....	2-0
4	Jim Benton .....	3-1	2	Wendell Tucker .....	2-0
4	Marshall Faulk (RB) .....	4-0	2	Danny Amendola .....	1-0-1
4	Az-Zahir Hakim .....	3-1	2	Chris Givens .....	1-1



Games	Player.....	W-L-T
1	Danario Alexander (WR).....	0-1
1	Jon Arnett (RB).....	0-1
1	Donnie Avery (WR).....	0-1
1	Johnny Bailey (RB).....	0-1
1	Mike Barber (TE).....	0-1
1	Jim Bertlesen (RB).....	0-1
1	Ron Brown.....	1-0
1	Leon Clarke.....	1-0
1	Mark Clayton (WR).....	0-1
1	Aaron Cox.....	1-0
1	Kevin Curtis.....	1-0
1	Glen Davis.....	1-0
1	Troy Drayton (TE).....	1-0
1	Pete Holohan (TE).....	1-0
1	Tom Keane.....	1-0

Games	Player.....	W-L-T
1	Lamar Lundy (TE).....	0-1
1	Ollie Matson (RB).....	0-1
1	Shaun McDonald.....	0-1
1	Dwight Scales.....	1-0
1	Bob Shaw.....	1-0
1	Clendon Thomas (RB).....	0-1
1	Billy Waddy.....	1-0
1	Brandon Gibson.....	1-0
1	Lance Kendricks (TE).....	1-0
1	Jared Cook (TE).....	1-0
1	<b>Tavon Austin</b> .....	<b>1-0</b>
1	Stedman Bailey.....	1-0
1	<b>Sammy Watkins</b> .....	<b>1-0</b>
1	<b>Todd Gurley II</b> .....	<b>1-0</b>

### **GAMES WITH 300-YARD PASSER, 100-YARD RUSHER, 100-YARD RECEIVER**

vs. San Francisco, Oct. 23, 1983	QB Vince Ferragamo (26-35, 327 yds, 5 TD, 2 Int.); RB Eric Dickerson (25-144); TE Mike Barber (8-113, 1 TD)
at Detroit, Dec. 6, 1987	QB Jim Everett (20-26, 324 yds, 2 TD, 2 Int.); RB Charles White (29-102, 1 TD); WR Henry Ellard (7-171, 1 TD)
at Denver, Nov. 27, 1988	QB Jim Everett (25-47, 365 yds, 2 TD, 1 Int.); RB Greg Bell (22-112, 1 TD); WR Henry Ellard (11-167, 2 TD)
vs. Atlanta, Oct. 21, 1990	QB Jim Everett (24-38, 302 yds, 3 TD); RB Cleveland Gary (19-102, 2 TD); WR Henry Ellard (6-109, 1 TD)
at Atlanta, Dec. 15, 1996	QB Tony Banks (11-16, 304 yds, 3 TD, 1 Int.); RB Lawrence Phillips (22-122, 1 TD); WR Eddie Kennison (5-226, 3 TD)
at Carolina, Dec. 5, 1999	QB Kurt Warner (22-31, 351 yds, 3 TD, 2 Int.); RB Marshall Faulk (22-118); WR Az-Zahir Hakim (4-122, 2 TD); WR Isaac Bruce (6-111)
at New Orleans, Dec. 12, 1999	QB Kurt Warner (21-31, 346 yds, 2 TD, 1 Int.); RB Marshall Faulk (29-154, 1 TD); WR Torry Holt (6-112); WR Isaac Bruce (4-102)
vs. San Francisco, Sept. 17, 2000	QB Kurt Warner (23-34, 394 yds, 2 TD, 2 Int.); RB Marshall Faulk (25-134, 3 TD); WR Isaac Bruce (8-188, 1 TD)
vs. San Diego, Oct. 1, 2000	QB Kurt Warner (30-24, 390, 4 TD); RB Justin Watson (14-102, 1 TD); WR Isaac Bruce (9-167, 2 TD); RB Marshall Faulk (6-116, 2 TD); WR Az-Zahir Hakim (5-104)
vs. Minnesota, Dec. 10, 2000	QB Kurt Warner (27-32, 346 yds); RB Marshall Faulk (25-135, 4 TD); WR Torry Holt (9-172)
at San Francisco, Sept. 23, 2001	QB Kurt Warner (24-35, 321 yds, 3 TD, 1 Int.); RB Marshall Faulk (18-105); WR Isaac Bruce (8-144, 1 TD)
vs. Indianapolis, Dec. 30, 2001	QB Kurt Warner (23-20, 359 yds, 3 TD, 1 Int.); RB Marshall Faulk (25-118, 3 TD); WR Torry Holt (7-203, 2 TD)
at Arizona, Nov. 23, 2003	QB Marc Bulger (28-44, 329 yds, 1 TD, 4 Int.); RB Marshall Faulk (24-100, 1 TD); WR Torry Holt (9-145)
at Houston, Nov. 27, 2005	QB Ryan Fitzpatrick (19-30, 310 yards, 1 TD, 3 Int.); RB Steven Jackson (25-110, 1 TD); WR Torry Holt (10-130, 1 TD)
vs. Washington, Dec. 24, 2006	QB Marc Bulger (28-38), 388 yards, 4 TD, 0 Int.); RB Steven Jackson (33-150, 1 TD); WR Isaac Bruce (9-148, 1 TD); RB Steven Jackson (6-102, 1 TD)
at Tennessee, Dec. 24, 2017	QB Jared Goff (22-38) 301 yards, 4 TD, ) Int); RB Todd Gurley II (22, 118 rushing) RB Todd Gurley II (10, 158, 2 TD receiving)

### **LARGEST MARGIN OF VICTORY**

59 points (59-0)	vs. Atlanta, Dec. 4, 1976
52 points (52-0)	vs. Oakland, Nov. 30, 2014
49 points (56-7)	vs. San Francisco, Nov. 9, 1958
48 points (48-0)	at Baltimore, Sept. 26, 1954
43 points (70-27)	vs. Baltimore, Oct. 22, 1950
43 points (45-21)	vs. Baltimore, Dec. 5, 1953
41 points (59-16)	vs. Atlanta, Nov. 10, 1996
41 points (65-24)	vs. Detroit, Oct. 29, 1950
40 points (55-14)	vs. New York Giants, Nov. 13, 1966
40 points (54-14)	at New York Yanks, Sept. 28, 1951
39 points (42-3)	at Philadelphia, Nov. 3, 1975
39 points (45-6)	vs. Seattle, Oct. 31, 1976
37 points (46-9)	vs. Indianapolis, Sept. 10, 2017

### **LARGEST MARGIN OF DEFEAT**

48 points (48-0)	at San Francisco, Dec. 27, 1987
44 points (47-3)	at New York Jets, Nov. 9, 2008
47 points (47-0)	at Chicago Bears, Nov. 29, 1942
40 points (47-7)	at Tennessee, Dec. 13, 2009
39 points (49-10)	at Kansas City, Dec. 8, 2002
38 points (52-14)	vs. Chicago Bears, Oct. 13, 1963
38 points (44-6)	at Detroit, Oct. 10, 2010
38 points (45-7)	vs. New England, Oct. 28, 2012
36 points (44-6)	vs. Arizona Cardinals, Jan. 1, 2017
36 points (56-20)	at Philadelphia, Oct. 8, 1950
36 points (42-6)	at Pittsburgh, Nov. 3, 1996
35 points (42-6)	vs. Indianapolis, Oct. 25, 2009
35 points (35-0)	at San Francisco, Oct. 4, 2009
35 points (38-3)	at Philadelphia, Sept. 7, 2008
35 points (35-0)	at San Francisco, Oct. 8, 1961
35 points (56-21)	at Baltimore, Nov. 25, 1956
35 points (42-7)	vs. Green Bay, Nov. 12, 1944
35 points (49-14)	at New York, Nov. 16, 1941







**LOS ANGELES  
RAMS  
2017 GAME  
SUMMARIES**



**1****LOS ANGELES 46, INDIANAPOLIS 9**  
September 10, 2017 - L.A. Memorial Coliseum - Los Angeles, Calif.**WEATHER: 90 degrees, sunny - ATTENDANCE: 60,128 - TIME: 2:59**

The Los Angeles Rams opened the Sean McVay era with an impressive win against the Indianapolis Colts by a score of 46-9. K Greg Zuerlein opened the scoring with a 50-yard field goal on the game's opening drive. On the ensuing possession, Colts QB Scott Tolzien's pass was intercepted by CB Trumaine Johnson and returned 39 yards for a touchdown. Midway through the second quarter, QB Jared Goff connected with TE Gerald Everett on a 39-yard reception setting up RB Todd Gurley II, who punched in a 5-yard touchdown run, extending the Rams lead to 17-3. Goff's first touchdown strike of the season was hauled in by rookie WR Cooper Kupp, marking Kupp's first-career touchdown reception, extending the Rams lead to 24-3. After Zuerlein connected on a 35-yard field goal, the Rams held a 27-3 lead at the end of the first half. Midway through the third quarter, Rams S Lamarcus Joyner opened the flood gates after he intercepted Scott Tolzien's pass and returned it 29 yards to the endzone for the second defensive score of the afternoon. Colts RB Marlon Mack had the ball stripped by LB Cory Littleton in his own territory, leading to a Colts safety. With McVay's win in his debut, first-year head coaches in Los Angeles Rams franchise history have won 15 season opening games.

**STARTING LINEUPS****INDIANAPOLIS COLTS**

WR 13	T. Hilton	DE 96	H. Anderson
LT 74	A. Castonzo	NT 99	A. Woods
LG 67	J. Vujnovich	DT 95	J. Hankins
C 69	D. Bond	SLB 51	J. Simon
RG 75	J. Mewhort	MIKE 44	A. Morrison
RT 71	D. Good	WILL 57	J. Bostic
TE 84	J. Doyle	RUSH 93	J. Sheard
WR 10	D. Moncrief	LCB 30	R. Melvin
QB 16	S. Tolzien	SS 41	M. Farley
TE 85	B. Williams	FS 20	D. Butler
RB 23	F. Gore	S 32	T. Green

**LOS ANGELES RAMS**

TE 81	G. Everett	DE 93	E. Westbrooks
TE 89	T. Higbee	NT 90	M. Brockers
LT 77	A. Whitworth	DT 95	T. Walker
LG 76	R. Saffold	OLB 94	R. Quinn
C 65	J. Sullivan	OLB 98	C. Barwin
RG 68	J. Brown	ILB 52	A. Ogletree
RT 79	R. Havenstein	ILB 26	M. Barron
WR 12	S. Watkins	LCB 22	T. Johnson
WR 17	R. Woods	RCB 21	K. Webster
QB 16	J. Goff	SS 31	M. Alexander
RB 30	T. Gurley II	FS 20	L. Joyner

**LOS ANGELES SUBSTITUTIONS:** K 4 G. Zuerlein, P 6 J. Hekker, WR 10 P. Cooper, WR 11 T. Austin, QB 14 S. Mannion, WR 18 C. Kupp, CB 23 N. Robey-Coleman, DB 24 B. Countess, RB 33 J. Davis, RB 34 M. Brown, CB 36 D. Hatfield, S 38 Co. Davis, S 43 J. Johnson, LS 44 J. McQuaide, OLB 50 S. Ebukam, LB 54 B. Hager, OLB 58 C. Littleton, T 63 D. Williams, C 66 A. Blythe, WR 83 J. Reynolds, TE 86 D. Carrier, DT 92 T. Smart, DE 96 M. Longacre, DE 97 M. Fox

**LOS ANGELES INACTIVES:** QB 8 B. Allen, DB 41 M. Christian, OLB 51 E. Price, T 64 A. Donnal, C 70 J. Dielman, DE 71 Q. Jefferson, C 72 A. Neary

**SCORING SUMMARY**

	1	2	3	4	OT	TOTAL	FIELD GOALS
<b>VISITOR</b> Indianapolis Colts	3	0	0	6	-	9	(20), 38LU
<b>HOME</b> Los Angeles Rams	10	17	10	9	-	46	(50), (35), (44)

**Clock**

TEAM	Qtr	Time	Play (Extra Point) (Drive Info)	Visitor	Home
Rams	1	12:43	G. Zuerlein 50 yd. Field Goal (7-43, 2:17)	0	3
Rams	1	11:10	T. Johnson 39 yd. INT return (G. Zuerlein kick)	0	10
Colts	1	6:21	A. Vinatieri 20 yd. Field Goal (9-73, 4:49)	3	10
Rams	2	9:37	T. Gurley II 5 yd. run (G. Zuerlein kick) (5-69, 2:12)	3	17
Rams	2	5:20	C. Kupp 18 yd. pass from J. Goff (G. Zuerlein kick) (6-58, 2:09)	3	24
Rams	2	0:17	G. Zuerlein 35 yd. Field Goal (6-43, 2:51)	3	27
Rams	3	7:23	G. Zuerlein 44 yd. Field Goal (8-46, 4:40)	3	30
Rams	3	7:15	L. Joyner 29 yd. INT return (G. Zuerlein kick)	3	37
Colts	4	11:32	M. Mack 3 yd. run (kick failed, wr) (5-84, 2:41)	9	37
Rams	4	9:18	J. Brissett tackled in end zone by M. Fox for a safety	9	39
Rams	4	4:28	M. Brown 3 yd. run (G. Zuerlein kick) (8-57, 4:50)	9	46



# FINAL TEAM STATISTICS

	COLTS	RAMS		COLTS	RAMS
<b>TOTAL FIRST DOWNS</b>	<b>10</b>	<b>19</b>	<b>FGs - PATs Had Blocked</b>	<b>0-0</b>	<b>0-0</b>
By Rushing	3	5	Net Punting Average	47.8	43.6
By Passing	6	13	<b>TOTAL RETURN YARDAGE (W/O KOR)</b>	<b>0</b>	<b>83</b>
By Penalty	1	1	No. and Yards Punt Returns	3-0	3-15
<b>THIRD DOWN EFFICIENCY</b>	<b>0-10-0%</b>	<b>5-14-36%</b>	No. and Yards Kickoff Returns	0-0	2-48
<b>FOURTH DOWN EFFICIENCY</b>	<b>0-1-0%</b>	<b>0-0-0%</b>	No. and Yards Interception Returns	0-0	2-68
<b>TOTAL NET YARDS</b>	<b>225</b>	<b>373</b>	<b>PENALTIES Number and Yards</b>	<b>4-20</b>	<b>7-50</b>
Total Offensive Plays	49	64	<b>FUMBLES Number and Lost</b>	<b>3-1</b>	<b>2-1</b>
Average gain per offensive play	4.6	5.8	<b>TOUCHDOWNS</b>	<b>1</b>	<b>5</b>
<b>NET YARDS RUSHING</b>	<b>75</b>	<b>63</b>	Rushing	1	2
Total Rushing Plays	24	33	Passing	0	1
Average gain per rushing play	3.1	1.9	Returns	0	2
Tackles for a loss-number and yards	4-15	3-13	<b>EXTRA POINTS Made-Attempts</b>	<b>0-1</b>	<b>5-5</b>
<b>NET YARDS PASSING</b>	<b>150</b>	<b>310</b>	Kicking Made-Attempts	1-2	5-5
Times thrown - yards lost attempting to pass	4-29	1-8	<b>FIELD GOALS Made-Attempts</b>	<b>1-2</b>	<b>3-3</b>
Gross yards passing	179	318	<b>RED ZONE EFFICIENCY</b>	<b>1-2-50%</b>	<b>3-4-75%</b>
<b>PASS ATTEMPTS-COMP-HAD INT</b>	<b>21-11-2</b>	<b>30-22-0</b>	<b>GOAL TO GO EFFICIENCY</b>	<b>1-2-50%</b>	<b>1-1-100%</b>
Avg gain per pass play	6.0	10.0	<b>SAFETIES</b>	<b>0</b>	<b>1</b>
<b>KICKOFFS Number-In End Zone-TBs</b>	<b>4-2-2</b>	<b>9-9-9</b>	<b>FINAL SCORE</b>	<b>9</b>	<b>46</b>
<b>PUNTS Number and Average</b>	<b>6-50.3</b>	<b>5-43.6</b>	<b>TIME OF POSSESSION</b>	<b>25:35</b>	<b>34:25</b>
Had Blocked	0	0			

# FINAL INDIVIDUAL STATISTICS

INDIANAPOLIS COLTS									LOS ANGELES RAMS										
<b>RUSHING</b>	<b>ATT</b>	<b>YDS</b>	<b>AVG</b>	<b>LG</b>	<b>TD</b>					<b>RUSHING</b>	<b>ATT</b>	<b>YDS</b>	<b>AVG</b>	<b>LG</b>	<b>TD</b>				
F. Gore	10	42	4.2	16	0					T. Gurley II	19	40	2.1	12	1				
M. Mack	10	24	2.4	24	1					M. Brown	7	16	2.3	5	1				
R. Turbin	2	7	3.5	5	0					T. Austin	2	11	5.5	9	0				
S. Tolzien	2	2	1.0	3	0					J. Davis	1	1	1.0	1	0				
<b>Total</b>	<b>24</b>	<b>75</b>	<b>3.1</b>	<b>24</b>	<b>1</b>					S. Mannion	3	-7	-2.3	-2	0				
										<b>Total</b>	<b>33</b>	<b>63</b>	<b>1.9</b>	<b>12</b>	<b>2</b>				
<b>PASSING</b>	<b>ATT</b>	<b>CMP</b>	<b>YDS</b>	<b>SK/YD</b>	<b>TD</b>	<b>LG</b>	<b>IN</b>	<b>RT.</b>		<b>PASSING</b>	<b>ATT</b>	<b>CMP</b>	<b>YDS</b>	<b>SK/YD</b>	<b>TD</b>	<b>LG</b>	<b>IN</b>	<b>RT.</b>	
S. Tolzien	18	9	128	4/29	0	32	2	33.8		J. Goff	29	21	306	1/8	1	39	0	117.9	
J. Brissett	3	2	51	0/0	0	50	0	109.7		S. Mannion	1	1	12	0/0	0	12	0	116.7	
<b>Total</b>	<b>21</b>	<b>11</b>	<b>179</b>	<b>4/29</b>	<b>0</b>	<b>50</b>	<b>2</b>	<b>41.7</b>		<b>Total</b>	<b>30</b>	<b>22</b>	<b>318</b>	<b>1/8</b>	<b>1</b>	<b>39</b>	<b>0</b>	<b>118.5</b>	
<b>RECEIVING</b>	<b>NO</b>	<b>YDS</b>	<b>AVG</b>	<b>LG</b>	<b>TD</b>					<b>RECEIVING</b>	<b>NO</b>	<b>YDS</b>	<b>AVG</b>	<b>LG</b>	<b>TD</b>				
T. Hilton	3	57	19.0	32	0					S. Watkins	5	58	11.6	24	0				
J. Doyle	2	41	20.5	21	0					T. Gurley II	5	56	11.2	23	0				
D. Moncrief	1	50	50.0	50	0					C. Kupp	4	76	19.0	28	1				
M. Mack	1	21	21.0	21	0					R. Woods	3	53	17.7	27	0				
F. Gore	1	10	10.0	10	0					T. Higbee	2	17	8.5	9	0				
K. Aiken	1	3	3.0	3	0					G. Everett	1	39	39.0	39	0				
M. Hazel	1	1	1.0	1	0					D. Carrier	1	12	12.0	12	0				
R. Turbin	1	-4	-4.0	-4	0					T. Austin	1	7	7.0	7	0				
<b>Total</b>	<b>11</b>	<b>179</b>	<b>16.3</b>	<b>50</b>	<b>0</b>					<b>Total</b>	<b>22</b>	<b>318</b>	<b>14.5</b>	<b>39</b>	<b>1</b>				
<b>INTERCEPTIONS</b>	<b>NO</b>	<b>YDS</b>	<b>AVG</b>	<b>LG</b>	<b>TD</b>					<b>INTERCEPTIONS</b>	<b>NO</b>	<b>YDS</b>	<b>AVG</b>	<b>LG</b>	<b>TD</b>				
N/A	-	-	-	-	-					T. Johnson	1	39	39.0	39t	1				
<b>Total</b>	<b>-</b>	<b>-</b>	<b>-</b>	<b>-</b>	<b>-</b>					L. Joyner	1	29	29.0	29t	1				
										<b>Total</b>	<b>2</b>	<b>68</b>	<b>34.0</b>	<b>39t</b>	<b>2</b>				
<b>PUNTING</b>	<b>NO</b>	<b>YDS</b>	<b>AVG</b>	<b>NET</b>	<b>TB/120</b>	<b>LG</b>				<b>PUNTING</b>	<b>NO</b>	<b>YDS</b>	<b>AVG</b>	<b>NET</b>	<b>TB/120</b>	<b>LG</b>			
R. Sanchez	6	302	50.3	47.8	0/2	53				J. Hekker	5	218	43.6	43.6	0/5	47			
<b>Total</b>	<b>6</b>	<b>302</b>	<b>50.3</b>	<b>47.8</b>	<b>0/2</b>	<b>53</b>				<b>Total</b>	<b>5</b>	<b>218</b>	<b>43.6</b>	<b>43.6</b>	<b>0/5</b>	<b>47</b>			
<b>PUNT RETURNS</b>	<b>NO</b>	<b>YDS</b>	<b>AVG</b>	<b>FC</b>	<b>LG</b>	<b>TD</b>				<b>PUNT RETURNS</b>	<b>NO</b>	<b>YDS</b>	<b>AVG</b>	<b>FC</b>	<b>LG</b>	<b>TD</b>			
Q. Bray	3	0	0.0	0	0	0				T. Austin	3	15	5.0	0	8	0			
<b>Total</b>	<b>3</b>	<b>0</b>	<b>0.0</b>	<b>0</b>	<b>0</b>	<b>0</b>				[OUT OF BOUNDS]	3	0	0.0	0	0	0			
										<b>Total</b>	<b>3</b>	<b>15</b>	<b>5.0</b>	<b>0</b>	<b>8</b>	<b>0</b>			
<b>KICKOFF RETURNS</b>	<b>NO</b>	<b>YDS</b>	<b>AVG</b>	<b>FC</b>	<b>LG</b>	<b>TD</b>				<b>KICKOFF RETURNS</b>	<b>NO</b>	<b>YDS</b>	<b>AVG</b>	<b>FC</b>	<b>LG</b>	<b>TD</b>			
[TOUCHBACK]	9	0	0.0	0	0	0				P. Cooper	1	35	35.0	0	35	0			
<b>Total</b>	<b>9</b>	<b>0</b>	<b>0.0</b>	<b>0</b>	<b>0</b>	<b>0</b>				T. Austin	1	13	13.0	0	13	0			
										[TOUCHBACK]	1	0	0.0	0	0	0			
										<b>Total</b>	<b>2</b>	<b>48</b>	<b>24.0</b>	<b>0</b>	<b>35</b>	<b>0</b>			

# DEFENSIVE STATISTICS (BASED ON COACHES' FILM REVIEW)

PLAYER	T	S	A	S-YDS	I-YDS	PD	FF	FR	PLAYER	T	S	A	S-YDS	I-YDS	PD	FF	FR
M. Brockers	6	3	3	0-0	0-0	0	0	0	B. Countess	2	2	0	0-0	0-0	0	0	0
A. Ogletree	5	3	2	0-0	0-0	1	0	0	J. Johnson III	2	1	1	0-0	0-0	0	0	0
L. Joyner	4	3	1	0-0	1-29	1	0	0	T. Smart	2	2	0	0-0	0-0	1	0	0
S. Ebukam	4	1	3	0-0	0-0	0	0	0	R. Quinn	2	2	0	1-7	0-0	0	0	0
M. Barron	3	2	1	0-0	0-0	0	0	0	M. Fox	2	2	0	0-0	0-0	0	0	0
M. Alexander	3	1	2	0-0	0-0	0	0	0	D. Hatfield	1	1	0	0-0	0-0	0	0	0
E. Westbrook	3	2	1	1-6	0-0	0	0	0	C. Davis	1	0	1	0-0	0-0	0	0	0
T. Walker	3	2	1	1-7	0-0	0	0	0	C. Littleton	1	1	0	0-0	0-0	0	1	0
K. Webster	2	1	1	0-0	0-0	0	0	0	M. Longacre	1	1	0	1-9	0-0	1	0	0
T. Johnson	2	2	0	0-0	1-39	1	1	1	C. Barwin	1	0	1	0-0	0-0	0	0	0
N. Robey-Coleman	2	2	0	0-0	0-0	1	0	0	<b>TOTAL</b>	<b>52</b>	<b>34</b>	<b>18</b>	<b>4-29</b>	<b>2-68</b>	<b>6</b>	<b>2</b>	<b>1</b>





**WEATHER: 76 degrees, cloudy - ATTENDANCE: 56,612 - TIME: 3:10**

The Rams dropped a Week 2 contest against the Washington Redskins by a score of 27-20, falling to 1-1 on the season. After trailing 13-0 early in the second quarter, Rams QB Jared Goff connected with TE Gerald Everett on a 69-yard reception down to the Redskins six-yard line. RB Todd Gurley II capped off the drive with a bruising one-yard touchdown run, trimming the lead to 13-7. On the ensuing drive, LB Alec Ogletree came up with a big 12-yard sack, forcing the first Washington punt of the afternoon. Gurley then took a screen pass from Goff 28 yards up the sideline, setting up a 32-yard field goal made by K Greg Zuerlein. With just under two minutes to go in the half, Redskins RB Chris Thompson took a delayed handoff 61 yards to the endzone, giving the Redskins a 20-10 lead at the break. Halfway through the third quarter, Gurley received a pass out of the backfield and leaped over a Redskins defender before diving past the pylon for an 18-yard touchdown. Down 20-17 with just over 10 minutes remaining in the contest, Rams P Johnny Hekker connected on a fake punt pass to WR Josh Reynolds for 28 yards setting up a 40-yard Zuerlein field goal made. On the ensuing drive, Washington marched 70 yards after Redskins QB Kirk Cousins found RB Ryan Grant for an 11-yard touchdown, giving Washington a 27-20 win.

## STARTING LINEUPS

### WASHINGTON REDSKINS

LT 71	T. Williams	DE 95	J. Allen
LG 77	S. Lauvao	DE 98	M. Ioannidis
C 61	S. Long	SLB 94	P. Smith
RG 75	B. Scherff	MLB 53	Z. Brown
RT 76	M. Moses	MLB 54	M. Foster
TE 86	J. Reed	WLB 91	R. Kerrigan
TE 85	V. Davis	CB 26	B. Breeland
TE 84	N. Paul	CB 24	J. Norman
WR 18	J. Doctson	SS 35	M. Nicholson
QB 8	K. Cousins	FS 36	D. Swearinger
RB 20	R. Kelley	CB 29	K. Fuller

### LOS ANGELES RAMS

WR 11	T. Austin	DT 95	T. Walker
TE 89	T. Higbee	NT 90	M. Brockers
LT 77	A. Whitworth	DT 99	A. Donald
LG 76	R. Saffold	OLB 94	R. Quinn
C 65	J. Sullivan	OLB 98	C. Barwin
RG 68	J. Brown	ILB 52	A. Ogletree
RT 79	R. Havenstein	ILB 26	M. Barron
WR 12	S. Watkins	LCB 22	T. Johnson
WR 17	R. Woods	RCB 23	N. Robey-Coleman
QB 16	J. Goff	SS 31	M. Alexander
RB 30	T. Gurley II	FS 20	L. Joyner

**LOS ANGELES SUBSTITUTIONS:** K 4 G. Zuerlein, P 6 J. Hekker, WR 10 P. Cooper, WR 18 C. Kupp, DB 24 B. Countess, RB 34 M. Brown, CB 36 D. Hatfield, S 38 Co. Davis, S 43 J. Johnson, LS 44 J. McQuaide, CB 47 Kevin Peterson, OLB 50 S. Ebukam, LB 54 B. Hager, OLB 58 C. Littleton, T 63 D. Williams, C 66 A. Blythe, TE 81 Gerald Everett, WR 83 J. Reynolds, TE 86 D. Carrier, DT 92 T. Smart, DE 93 E. Westbrooks, DE 96 M. Longacre, DE 97 M. Fox

**LOS ANGELES DID NOT PLAY** QB 14 S. Mannion

**LOS ANGELES INACTIVES:** QB 8 B. Allen, CB 21 Kayvon Webster, RB 33 J. Davis, DB 41 M. Christian, OLB 51 E. Price, T 64 A. Donnal, T 73 C. Lucas

## SCORING SUMMARY

	1	2	3	4	OT	TOTAL	FIELD GOALS
<b>VISITOR</b> Washington Redskins	3	17	0	7	-	27	(41), (22), 51RU
<b>HOME</b> Los Angeles Rams	0	10	7	3	-	20	(32), (40)

### Clock

TEAM	Qtr	Time	Play (Extra Point) (Drive Info)	Visitor	Home
Redskins	1	4:43	D. Hopkins 41 yd. Field Goal (14-57, 7:24)	3	0
Redskins	2	14:54	C. Thompson 7 yd. Run (D. Hopkins kick) (6-65, 3:18)	10	0
Redskins	2	12:06	D. Hopkins 22 yd. Field Goal (7-26, 2:33)	13	0
Rams	2	9:59	T. Gurley 1 yd. run (G. Zuerlein kick) (4-75, 2:07)	13	7
Rams	2	3:03	G. Zuerlein 32 yd. Field Goal (9-54, 4:12)	13	10
Redskins	2	1:44	C. Thompson 61 yd. Run (D. Hopkins kick) (4-75, 1:19)	20	10
Rams	3	8:43	T. Gurley 18 yd. pass from J. Goff (G. Zuerlein kick) (6-93, 3:26)	20	17
Rams	4	7:16	G. Zuerlein 40 yd. Field Goal (14-53, 7:22)	20	20
Redskins	4	1:49	R. Grant 11 yd. pass from K. Cousins (D. Hopkins kick) (10-70, 5:27)	27	20



## FINAL TEAM STATISTICS

		REDSKINS	RAMS			REDSKINS	RAMS
<b>TOTAL FIRST DOWNS</b>		<b>21</b>	<b>14</b>	<b>FGs - PATs Had Blocked</b>		<b>0-0</b>	<b>0-0</b>
By Rushing		8	4	Net Punting Average		45.0	42.3
By Passing		12	9	<b>TOTAL RETURN YARDAGE (W/O KOR)</b>		<b>23</b>	<b>24</b>
By Penalty		1	1	No. and Yards Punt Returns		2-13	4-24
<b>THIRD DOWN EFFICIENCY</b>		<b>5-13-38%</b>	<b>5-12-42%</b>	No. and Yards Kickoff Returns		1-16	3-59
<b>FOURTH DOWN EFFICIENCY</b>		<b>0-0-0%</b>	<b>1-1-100%</b>	No. and Yards Interception Returns		1-10	0-0
<b>TOTAL NET YARDS</b>		<b>385</b>	<b>332</b>	<b>PENALTIES Number and Yards</b>		<b>4-25</b>	<b>7-75</b>
Total Offensive Plays		68	49	<b>FUMBLES Number and Lost</b>		<b>3-0</b>	<b>3-1</b>
Average gain per offensive play		5.7	6.8	<b>TOUCHDOWNS</b>		<b>3</b>	<b>2</b>
<b>NET YARDS RUSHING</b>		<b>229</b>	<b>92</b>	Rushing		2	1
Total Rushing Plays		39	21	Passing		1	1
Average gain per rushing play		5.9	4.4	Returns		0	0
Tackles for a loss-number and yards		3-3	0-0	<b>EXTRA POINTS Made-Attempts</b>		<b>3-3</b>	<b>2-2</b>
<b>NET YARDS PASSING</b>		<b>156</b>	<b>240</b>	Kicking Made-Attempts		3-3	2-2
Times thrown - yards lost attempting to pass		2-23	2-12	<b>FIELD GOALS Made-Attempts</b>		<b>2-3</b>	<b>2-2</b>
Gross yards passing		179	252	<b>RED ZONE EFFICIENCY</b>		<b>2-4-50%</b>	<b>2-4-50%</b>
<b>PASS ATTEMPTS-COMP-HAD INT</b>		<b>27-18-0</b>	<b>26-16-1</b>	<b>GOAL TO GO EFFICIENCY</b>		<b>0-1-0%</b>	<b>1-1-100%</b>
Avg gain per pass play		5.4	8.6	<b>SAFETIES</b>		<b>0</b>	<b>0</b>
<b>KICKOFFS Number-In End Zone-TBs</b>		<b>6-4-3</b>	<b>5-5-4</b>	<b>FINAL SCORE</b>		<b>27</b>	<b>20</b>
<b>PUNTS Number and Average</b>		<b>4-51.0</b>	<b>4-45.5</b>	<b>TIME OF POSSESSION</b>		<b>36:19</b>	<b>23:41</b>
Had Blocked		0	0				

## FINAL INDIVIDUAL STATISTICS

WASHINGTON REDSKINS										LOS ANGELES RAMS											
<b>RUSHING</b>	<b>ATT</b>	<b>YDS</b>	<b>AVG</b>	<b>LG</b>	<b>TD</b>					<b>RUSHING</b>	<b>ATT</b>	<b>YDS</b>	<b>AVG</b>	<b>LG</b>	<b>TD</b>						
R. Kelley	12	78	46.5	21	0					T. Gurley II	16	88	5.5	18	1						
C. Thompson	3	77	25.7	61	2					T. Austin	2	3	1.5	3	0						
S. Perine	21	67	3.2	12	0					J. Goff	3	1	0.3	1	0						
K. Cousins	3	7	2.3	7	0					<b>Total</b>	<b>21</b>	<b>92</b>	<b>4.4</b>	<b>18</b>	<b>1</b>						
<b>Total</b>	<b>39</b>	<b>229</b>	<b>5.9</b>	<b>61</b>	<b>2</b>					<b>PASSING</b>	<b>ATT</b>	<b>CMP</b>	<b>YDS</b>	<b>SK/YD</b>	<b>TD</b>	<b>LG</b>	<b>IN</b>	<b>RT.</b>			
K. Cousins	27	18	179	2/23	1	23	0	97.6			J. Goff	25	15	224	2/12	1	69	1	86.1		
<b>Total</b>	<b>27</b>	<b>18</b>	<b>179</b>	<b>2/23</b>	<b>1</b>	<b>23</b>	<b>0</b>	<b>97.6</b>			J. Hekker	1	1	28	0/0	0	28	0	118.8		
<b>Total</b>	<b>27</b>	<b>18</b>	<b>179</b>	<b>2/23</b>	<b>1</b>	<b>23</b>	<b>0</b>	<b>97.6</b>			<b>Total</b>	<b>26</b>	<b>16</b>	<b>252</b>	<b>2/12</b>	<b>1</b>	<b>69</b>	<b>1</b>	<b>90.5</b>		
<b>RECEIVING</b>	<b>NO</b>	<b>YDS</b>	<b>AVG</b>	<b>LG</b>	<b>TD</b>					<b>RECEIVING</b>	<b>NO</b>	<b>YDS</b>	<b>AVG</b>	<b>LG</b>	<b>TD</b>						
J. Reed	6	48	8.0	16	0					G. Everett	3	95	31.7	69	0						
J. Crowder	4	47	11.8	21	0					T. Gurley II	3	48	16.0	28	1						
C. Thompson	3	29	9.7	15	0					C. Kupp	3	33	11.0	17	0						
T. Pryor	2	31	15.5	23	0					S. Watkins	2	30	15.0	28	0						
V. Davis	1	13	13.0	13	0					J. Reynolds	1	28	28.0	28	0						
R. Grant	1	11	11.0	11	0					D. Carrier	1	9	9.0	9	0						
S. Perine	1	0	0.0	0	0					R. Woods	1	8	8.0	8	0						
<b>Total</b>	<b>18</b>	<b>179</b>	<b>9.9</b>	<b>23</b>	<b>1</b>					T. Austin	1	5	5.0	5	0						
<b>INTERCEPTIONS</b>	<b>NO</b>	<b>YDS</b>	<b>AVG</b>	<b>LG</b>	<b>TD</b>					M. Brown	1	-4	-4.0	-4	0						
M. Foster	1	10	10.0	10	0					<b>Total</b>	<b>16</b>	<b>252</b>	<b>15.8</b>	<b>69</b>	<b>1</b>						
<b>Total</b>	<b>1</b>	<b>10</b>	<b>10.0</b>	<b>10</b>	<b>0</b>					<b>INTERCEPTIONS</b>	<b>NO</b>	<b>YDS</b>	<b>AVG</b>	<b>LG</b>	<b>TD</b>						
<b>PUNTING</b>	<b>NO</b>	<b>YDS</b>	<b>AVG</b>	<b>NET</b>	<b>TB/20</b>	<b>LG</b>				<b>Total</b>	<b>0</b>	<b>0</b>	<b>0.0</b>	<b>0</b>	<b>0</b>						
T. Way	4	204	51.0	45.0	0/2	62				<b>PUNTING</b>	<b>NO</b>	<b>YDS</b>	<b>AVG</b>	<b>NET</b>	<b>TB/20</b>	<b>LG</b>					
<b>Total</b>	<b>4</b>	<b>204</b>	<b>51.0</b>	<b>45.0</b>	<b>0/2</b>	<b>62</b>				J. Hekker	4	182	45.6	42.3	0/1	55					
<b>Total</b>	<b>4</b>	<b>204</b>	<b>51.0</b>	<b>45.0</b>	<b>0/2</b>	<b>62</b>				<b>Total</b>	<b>4</b>	<b>182</b>	<b>45.6</b>	<b>42.3</b>	<b>0/1</b>	<b>55</b>					
<b>PUNT RETURNS</b>	<b>NO</b>	<b>YDS</b>	<b>AVG</b>	<b>FC</b>	<b>LG</b>	<b>TD</b>				<b>PUNT RETURNS</b>	<b>NO</b>	<b>YDS</b>	<b>AVG</b>	<b>FC</b>	<b>LG</b>	<b>TD</b>					
J. Crowder	2	13	6.5	0	13	0				T. Austin	3	18	6.0	0	12	0					
[OUT BOUNDS]	1									T. Johnson	1	6	6.0	0	6	0					
[DOWNED]	1									<b>Total</b>	<b>4</b>	<b>24</b>	<b>6.0</b>	<b>0</b>	<b>12</b>	<b>0</b>					
<b>Total</b>	<b>2</b>	<b>13</b>	<b>6.5</b>	<b>0</b>	<b>13</b>	<b>0</b>				<b>KICKOFF RETURNS</b>	<b>NO</b>	<b>YDS</b>	<b>AVG</b>	<b>FC</b>	<b>LG</b>	<b>TD</b>					
<b>KICKOFF RETURNS</b>	<b>NO</b>	<b>YDS</b>	<b>AVG</b>	<b>FC</b>	<b>LG</b>	<b>TD</b>				P. Cooper	3	59	19.7	0	34	0					
C. Thompson	1	16	16.0	0	16	0				[TOUCHBACK]	3	0	0.0	0	0	0					
[TOUCHBACK]	4	0	0.0	0	0	0				<b>Total</b>	<b>3</b>	<b>59</b>	<b>19.7</b>	<b>0</b>	<b>34</b>	<b>0</b>					
<b>Total</b>	<b>1</b>	<b>16</b>	<b>16.0</b>	<b>0</b>	<b>16</b>	<b>0</b>				<b>Total</b>	<b>3</b>	<b>59</b>	<b>19.7</b>	<b>0</b>	<b>34</b>	<b>0</b>					

## DEFENSIVE STATISTICS (BASED ON COACHES' FILM REVIEW)

PLAYER	T	S	A	S-YDS	I-YDS	PD	FF	FR	PLAYER	T	S	A	S-YDS	I-YDS	PD	FF	FR
A. Ogletree	17	7	10	1.0-12	0-0	0	0	0	M. Longacre	2	1	1	0-0	0-0	0	0	0
M. Barron	12	10	2	0-0	0-0	0	0	0	A. Donald	2	1	1	0-0	0-0	0	0	0
L. Joyner	9	8	1	0-0	0-0	0	0	0	T. Smart	2	1	1	0-0	0-0	0	0	0
M. Alexander	9	7	2	0-0	0-0	0	0	0	T. Walker	1	1	0	0-0	0-0	1	0	0
C. Barwin	7	5	2	0-0	0-0	0	0	0	E. Westbrook	1	1	0	0-0	0-0	1	0	0
N. Robey-Coleman	5	3	2	0-0	0-0	0	1	0	B. Countess	1	1	0	0-0	0-0	0	0	0
M. Brockers	4	4	0	0-0	0-0	0	0	0	S. Ebukam	1	1	0	0-0	0-0	0	0	0
C. Davis	3	2	1	0-0	0-0	0	0	0	M. Fox	1	0	1	0.5-5.5	0-0	0	0	0
R. Quinn	2	1	1	0.5-5.5	0-0	0	0	0	<b>TOTAL</b>	<b>79</b>	<b>54</b>	<b>25</b>	<b>2.0-23</b>	<b>0-0</b>	<b>3</b>	<b>1</b>	<b>0</b>





**WEATHER: 68 degrees, mostly sunny - ATTENDANCE: 70,178 - TIME: 3:24**

The Rams rebounded after a Week 2 defeat with their second 40-plus point game in the first three games of the 2017 campaign under first year Head Coach Sean McVay. After Los Angeles elected to defer the opening kickoff, Rams CB Nickell Robey-Coleman intercepted 49ers QB Brian Hoyer's first pass attempt of the game and returned it 25 yards to the San Francisco three-yard line. On the very next play, RB Todd Gurley II took a handoff and plunged into the endzone for the three-yard score. Gurley was on his way to a monster game after receiving a seven-yard touchdown pass from QB Jared Goff for his second score of the first quarter. Gurley's third score of the half came after bouncing a two-yard handoff outside for a touchdown with 49 seconds remaining before halftime. The halftime score was Rams 24, 49ers 13. On the opening possession of the second half, Goff connected with WR Sammy Watkins on a 47-yard bomb down to the San Francisco 14-yard line, leading to a K Greg Zuerlein field goal made. Watkins scored his first touchdown of the season with 17 seconds remaining in the third quarter on a one-yard slant pass from Goff, giving the Rams a 34-20 lead. Hoyer kept the 49ers alive when he connected on a three-yard touchdown strike to 49ers TE Trent Taylor, cutting the lead to 41-33 with just over five minutes remaining in the contest. Rams DT Aaron Donald sealed the Rams victory with a sack on 4th-and-20.

**STARTING LINEUPS**

**LOS ANGELES RAMS**

**SAN FRANCISCO 49ERS**

WR 11	T. Austin	DT 95	T. Walker	WR 15	P. Garcon	LDE 91	A. Armstead
TE 89	T. Higbee	NT 90	M. Brockers	LT 74	J. Staley	LDT 90	E. Mitchell
LT 77	A. Whitworth	DT 99	A. Donald	LG 75	L. Tomlinson	RDT 99	D. Buckner
LG 76	R. Saffold	OLB 94	R. Quinn	C 67	D. Kilgore	DL 95	T. Carradine
C 65	J. Sullivan	OLB 98	C. Barwin	RG 63	B. Fusco	SAM 57	E. Harold
RG 68	J. Brown	ILB 52	A. Ogletree	RT 77	T. Brown	MIKE 53	N. Bowman
RT 79	R. Havenstein	ILB 26	M. Barron	TE 88	G. Celek	WILL 54	R. Armstron
TE 86	D. Carrier	LCB 22	T. Johnson	WR 11	M. Goodwin	LCB 33	R. Robinson
WR 17	R. Woods	RCB 23	N. Robey-Coleman	QB 2	B. Hoyer	RCB 36	D. Johnson
QB 16	J. Goff	SS 31	M. Alexander	RB 28	C. Hyde	SS 29	J. Tartt
RB 30	T. Gurley II	FS 20	L. Joyner	FB 44	K. Juszczyk	FS 25	J. Ward

**LOS ANGELES SUBSTITUTIONS:** K 4 G. Zuerlein, P 6 J. Hekker, WR 10 P. Cooper, WR 12 Sammy Watkins, WR 18 C. Kupp, DB 24 B. Countess, CB 32 T. Hill, RB 33 J. Davis, CB 36 D. Hatfield, S 38 Co. Davis, S 43 J. Johnson, LS 44 J. McQuaide, OLB 50 S. Ebukam, LB 54 B. Hager, OLB 58 C. Littleton, T 63 D. Williams, C 66 A. Blythe, TE 81 Gerald Everett, WR 83 J. Reynolds, DT 92 T. Smart, DE 93 E. Westbrooks, DE 96 M. Longacre, DE 97 M. Fox

**LOS ANGELES DID NOT PLAY** QB 14 S. Mannion

**LOS ANGELES INACTIVES:** QB 8 B. Allen, CB 21 Kayvon Webster, RB 34 M. Brown, DB 41 M. Christian, OLB 51 E. Price, T 64 A. Donnal, T 73 C. Lucas

**SCORING SUMMARY**

	1	2	3	4	OT	TOTAL	FIELD GOALS
<b>VISITOR</b> Los Angeles Rams	14	10	10	7	-	41	(36), (48)
<b>HOME</b> San Francisco 49ers	7	6	7	19	-	39	(48), (19)

TEAM	Qtr	Time	Play (Extra Point) (Drive Info)	Visitor	Home
Rams	1	14:48	T. Gurley II 3 yd. run (G. Zuerlein kick) (1-3, 0:04)	7	0
49ers	1	8:17	B. Hoyer 9 yd. run (R. Gould kick) (14-81, 6:31)	7	7
Rams	1	4:32	T. Gurley II 7 yd. run (G. Zuerlein kick) (8-75, 3:45)	14	7
Rams	2	14:55	G. Zuerlein 48 yd. Field Goal (7-38, 3:10)	17	7
49ers	2	9:37	R. Gould 36 yd. Field Goal (4-6, 1:58)	17	10
49ers	2	3:46	R. Gould 48 yd. Field Goal (8-47, 4:44)	17	13
Rams	2	0:49	T. Gurley II 2 yd. run (G. Zuerlein kick) (9-75, 2:57)	24	13
Rams	3	9:17	G. Zuerlein 19 yd. Field Goal (10-74, 5:43)	27	13
49ers	3	5:40	C. Hyde 1 yd. run (R. Gould kick) (10-75, 3:37)	27	20
Rams	3	0:17	S. Watkins 1 yd. pass from J. Goff (G. Zuerlein kick) (10-75, 5:23)	34	20
49ers	4	12:50	G. Celek 1 yd. pass from B. Hoyer (kick failed, wl) (6-75, 2:27)	34	26
Rams	4	8:43	S. Watkins 13 yd. pass from J. Goff (G. Zuerlein kick) (7-75, 4:07)	41	26
49ers	4	5:08	T. Taylor 3 yd. pass from B. Hoyer (R. Gould kick) (4-64, 1:27)	41	33
49ers	4	2:13	C. Hyde 1 yd. run (pass failed) (8-29, 2:48)	41	39



## FINAL TEAM STATISTICS

	RAMS	49ERS		RAMS	49ERS
<b>TOTAL FIRST DOWNS</b>	<b>26</b>	<b>25</b>	<b>FGs - PATs Had Blocked</b>	<b>0-0</b>	<b>0-0</b>
By Rushing	7	7	Net Punting Average	52.0	41.5
By Passing	14	15	<b>TOTAL RETURN YARDAGE (W/O KOR)</b>	<b>25</b>	<b>9</b>
By Penalty	5	3	No. and Yards Punt Returns	1-0	2-9
<b>THIRD DOWN EFFICIENCY</b>	<b>8-12-67%</b>	<b>9-18-50%</b>	No. and Yards Kickoff Returns	3-83	3-56
<b>FOURTH DOWN EFFICIENCY</b>	<b>0-0-0%</b>	<b>2-3-67%</b>	No. and Yards Interception Returns	1-25	0-0
<b>TOTAL NET YARDS</b>	<b>418</b>	<b>421</b>	<b>PENALTIES Number and Yards</b>	<b>7-52</b>	<b>10-55</b>
Total Offensive Plays	60	74	<b>FUMBLES Number and Lost</b>	<b>3-2</b>	<b>1-1</b>
Average gain per offensive play	7.0	5.7	<b>TOUCHDOWNS</b>	<b>5</b>	<b>5</b>
<b>NET YARDS RUSHING</b>	<b>126</b>	<b>113</b>	Rushing	2	3
Total Rushing Plays	32	33	Passing	3	2
Average gain per rushing play	3.9	3.4	Returns	0	0
Tackles for a loss-number and yards	3-4	2-4	<b>EXTRA POINTS Made-Attempts</b>	<b>5-5</b>	<b>3-4</b>
<b>NET YARDS PASSING</b>	<b>292</b>	<b>308</b>	Kicking Made-Attempts	5-5	3-4
Times thrown - yards lost attempting to pass	0-0	4-24	<b>FIELD GOALS Made-Attempts</b>	<b>2-2</b>	<b>2-2</b>
Gross yards passing	292	332	<b>RED ZONE EFFICIENCY</b>	<b>5-7-71%</b>	<b>5-6-83%</b>
<b>PASS ATTEMPTS-COMP-HAD INT</b>	<b>28-22-0</b>	<b>37-23-1</b>	<b>GOAL TO GO EFFICIENCY</b>	<b>3-4-75%</b>	<b>4-4-100%</b>
Avg gain per pass play	10.4	7.5	<b>SAFETIES</b>	<b>0</b>	<b>0</b>
<b>KICKOFFS Number-In End Zone-TBs</b>	<b>8-4-4</b>	<b>8-7-4</b>	<b>FINAL SCORE</b>	<b>41</b>	<b>39</b>
<b>PUNTS Number and Average</b>	<b>2-56.5</b>	<b>2-41.5</b>	<b>TIME OF POSSESSION</b>	<b>29:43</b>	<b>30:17</b>
Had Blocked	0	0			

## FINAL INDIVIDUAL STATISTICS

LOS ANGELES RAMS							SAN FRANCISCO 49ERS						
RUSHING	ATT	YDS	AVG	LG	TD		RUSHING	ATT	YDS	AVG	LG	TD	
T. Gurley II	28	113	4.0	29	2		C. Hyde	25	84	3.4	20	2	
T. Austin	3	14	4.7	8	0		R. Mostert	4	11	2.8	7	0	
J. Goff	1	-1	-1.0	-1	0		M. Breida	3	9	3.0	10	0	
<b>Total</b>	<b>32</b>	<b>126</b>	<b>3.9</b>	<b>29</b>	<b>2</b>		K. Cousins	1	9	9.0	9t	1	
							<b>Total</b>	<b>33</b>	<b>113</b>	<b>3.4</b>	<b>20</b>	<b>3</b>	
PASSING	ATT	CMP	YDS	SK/YD	TD	LG	IN	RT.					
J. Goff	28	22	292	0/0	2	47	0	145.8					
<b>Total</b>	<b>28</b>	<b>22</b>	<b>292</b>	<b>0/0</b>	<b>2</b>	<b>47</b>	<b>0</b>	<b>145.8</b>					
RECEIVING	NO	YDS	AVG	LG	TD								
R. Woods	6	108	18.0	31	0								
S. Watkins	6	106	17.7	47	2								
T. Gurley II	5	36	7.2	27	1								
C. Kupp	2	17	8.5	13	0								
D. Carrier	1	17	17.0	17	0								
T. Higbee	1	4	4.0	4	0								
P. Cooper	1	4	4.0	4	0								
<b>Total</b>	<b>22</b>	<b>292</b>	<b>13.3</b>	<b>47</b>	<b>3</b>								
INTERCEPTIONS	NO	YDS	AVG	LG	TD								
Nickell Robey-Coleman	1	25	25.0	25	0								
<b>Total</b>	<b>1</b>	<b>25</b>	<b>25.0</b>	<b>25</b>	<b>0</b>								
PUNTING	NO	YDS	AVG	NET	TB/I20	LG							
J. Hekker	2	113	56.5	52.0	0/0	64							
<b>Total</b>	<b>2</b>	<b>113</b>	<b>56.5</b>	<b>52.0</b>	<b>0/0</b>	<b>64</b>							
PUNT RETURNS	NO	YDS	AVG	FC	LG	TD							
T. Austin	1	0	0.0	1	0	0							
<b>Total</b>	<b>1</b>	<b>0</b>	<b>0.0</b>	<b>1</b>	<b>0</b>	<b>0</b>							
KICKOFF RETURNS	NO	YDS	AVG	FC	LG	TD							
P. Cooper	3	83	27.8	0	28	0							
[TOUCHBACK]	4	0	0.0	0	0	0							
<b>Total</b>	<b>3</b>	<b>83</b>	<b>27.8</b>	<b>0</b>	<b>28</b>	<b>0</b>							

PASSING	ATT	CMP	YDS	SK/YD	TD	LG	IN	RT.					
B. Hoyer	37	23	332	4/24	2	59	1	98.0					
<b>Total</b>	<b>37</b>	<b>23</b>	<b>332</b>	<b>4/24</b>	<b>2</b>	<b>59</b>	<b>1</b>	<b>98.0</b>					
RECEIVING	NO	YDS	AVG	LG	TD								
P. Garcon	7	142	20.3	59	0								
T. Taylor	3	32	10.7	18	1								
M. Breida	3	20	6.7	12	0								
C. Hyde	3	10	3.3	5	0								
M. Goodwin	2	62	31.0	50	0								
A. Robinson	2	23	11.5	17	0								
K. Juszczyk	1	34	34.0	34	0								
G. Kittle	1	8	8.0	8	0								
G. Celek	1	1	1.0	1t	1								
<b>Total</b>	<b>23</b>	<b>332</b>	<b>14.4</b>	<b>59</b>	<b>2</b>								
INTERCEPTIONS	NO	YDS	AVG	LG	TD								
<b>Total</b>	<b>0</b>	<b>0</b>	<b>0.0</b>	<b>0</b>	<b>0</b>								
PUNTING	NO	YDS	AVG	NET	TB/I20	LG							
B. Pinion	2	83	41.5	41.5	0/2	51							
<b>Total</b>	<b>2</b>	<b>83</b>	<b>41.5</b>	<b>41.5</b>	<b>0/2</b>	<b>51</b>							
PUNT RETURNS	NO	YDS	AVG	FC	LG	TD							
T. Taylor	1	9	9.0	0	9	0							
V. Bolden	1	0	0.0	0	0	0							
<b>Total</b>	<b>2</b>	<b>9</b>	<b>4.5</b>	<b>0</b>	<b>9</b>	<b>0</b>							
KICKOFF RETURNS	NO	YDS	AVG	FC	LG	TD							
V. Bolden	2	36	18.0	0	18	0							
R. Mostert	1	20	20.0	0	20	0							
[OUT OF BOUNDS]	1	0	0.0	0	0	0							
[TOUCHBACK]	4	0	0.0	0	0	0							
<b>Total</b>	<b>3</b>	<b>56</b>	<b>18.7</b>	<b>0</b>	<b>20</b>	<b>0</b>							

## DEFENSIVE STATISTICS (BASED ON COACHES' FILM REVIEW)

PLAYER	T	S	A	S-YDS	I-YDS	PD	FF	FR	PLAYER	T	S	A	S-YDS	I-YDS	PD	FF	FR
A. Ogletree	14	9	5	0-0	0-0	2	0	0	M. Longacre	3	2	1	1.0-4.0	0-0	0	0	0
M. Barron	9	8	1	0-0	0-0	0	0	0	T. Smart	3	1	2	0-0	0-0	0	0	0
M. Alexander	8	3	5	0-0	0-0	0	0	0	S. Ebukam	3	0	3	0-0	0-0	0	0	0
M. Brockers	6	6	0	0-0	0-0	0	0	0	T. Walker	2	1	1	0-0	0-0	0	1	0
T. Johnson	6	4	2	0-0	0-0	1	0	0	E. Westbrook	1	1	0	0-0	0-0	0	0	0
C. Barwin	6	3	3	1.0-7.0	0-0	0	0	0	T. Hill	1	1	0	0-0	0-0	2	0	0
C. Davis	5	2	3	0-0	0-0	0	0	0	C. Littleton	1	0	0	0-0	0-0	0	0	0
N. Robey-Coleman	4	3	1	0-0	1-25	2	0	1	R. Quinn	1	0	1	0-0	0-0	0	1	0
L. Joyner	4	1	3	0-0	0-0	0	0	0	<b>TOTAL</b>	<b>81</b>	<b>49</b>	<b>32</b>	<b>4.0-24.0</b>	<b>1-25</b>	<b>7</b>	<b>1</b>	<b>1</b>
A. Donald	3	2	1	1.0-8.0	0-0	0	0	0									





**WEATHER: Indoors - ATTENDANCE: 91,869 - TIME: 3:21**

The Rams won their second-straight game, both on the road as they completed a come-from-behind win to beat the Cowboys 35-31 at AT&T Stadium in Arlington, Texas to improve to 3-1 on the season for the second-straight season. K Greg Zuerlein connected on a franchise record seven-of-seven field goals as well as two PATs tallying 23 points on the afternoon. After falling behind 10-3, Rams WR Pharoh Cooper returned a kickoff 66 yards to the Dallas 35-yard line, setting up a Zuerlein field goal made. After Cowboys RB Ezekiel Elliott punched in a one-yard touchdown run giving Dallas a 17-6 advantage, Cowboys WR Ryan Switzer muffed a punt that was recovered by Rams CB Troy Hill at the Dallas 18-yard line. QB Jared Goff then found WR Cooper Kupp for a seven-yard touchdown, trimming the lead to 17-13 with just under seven minutes remaining in the first half. Cowboys QB Dak Prescott avoided a sack on third-and-seven before finding an open Cowboys WR Dez Bryant for an 18-yard completion, leading to a Dallas touchdown just before the end of the first half. Dallas held a 24-19 lead with three minutes to go in the third quarter before Goff connected with RB Todd Gurley II on a skinny post, shredding the defense for a 53-yard touchdown, giving the Rams their first lead of the afternoon. Despite a late Cowboys touchdown, the Rams held on for their third victory of the season.

## STARTING LINEUPS

### LOS ANGELES RAMS

TE 86	D. Carrier	DT 92	T. Smart
TE 89	T. Higbee	NT 90	M. Brockers
LT 77	A. Whitworth	DT 99	A. Donald
LG 76	R. Saffold	OLB 94	R. Quinn
C 65	J. Sullivan	OLB 98	C. Barwin
RG 68	J. Brown	ILB 52	A. Ogletree
RT 79	R. Havenstein	ILB 26	M. Barron
WR 12	S. Watkins	LCB 22	T. Johnson
WR 17	R. Woods	RCB 21	K. Webster
QB 16	J. Goff	SS 31	M. Alexander
RB 30	T. Gurley II	FS 38	C. Davis

### DALLAS COWBOYS

WR 88	D. Bryant	DE 90	D. Lawrence
LT 77	T. Smith	DT 96	M. Collins
LG 64	J. Cooper	DT 55	S. Paea
C 72	T. Frederick	DE 98	T. Crawford
RG 70	Z. Martin	SLB 57	D. Wilson
RT 71	L. Collins	WLB 52	J. Durant
TE 82	J. Witten	MLB 54	J. Smith
TE 84	J. Hanna	CB 30	A. Brown
WR 83	T. Williams	CB 32	O. Scandrick
QB 4	D. Prescott	SS 38	J. Heath
RB 21	E. Elliot	FS 31	B. Jones

**LOS ANGELES SUBSTITUTIONS:** K 4 G. Zuerlein, P 6 J. Hekker, WR 10 P. Cooper, WR 11 T. Austin, WR 18 C. Kupp, CB 23 N. Robey-Coleman DB 24 B. Countess, CB 32 T. Hill, RB 34 M. Brown, S 41 M. Christian, S 43 J. Johnson III, LS 44 J. McQuaide, OLB 50 S. Ebukam, LB 54 B. Hager, OLB 58 C. Littleton, T 63 D. Williams, C 66 A. Blythe, TE 81 Gerald Everett, WR 83 J. Reynolds, DE 93 E. Westbrook, DT 95 T. Walker, DE 96 M. Longacre, DE 97 M. Fox

**LOS ANGELES DID NOT PLAY** QB 14 S. Mannion

**LOS ANGELES INACTIVES:** QB 8 B. Allen, S 20 L. Joyner, RB 33 J. Davis, CB 36 D. Hatfield, OLB 51 E. Price, T 64 A. Donnal, T 73 C. Lucas

## SCORING SUMMARY

	1	2	3	4	OT	TOTAL	FIELD GOALS
<b>VISITOR</b> Los Angeles Rams	3	13	10	9	-	35	(49), (44), (44), (30), (28), (43), (33)
<b>HOME</b> Dallas Cowboys	3	21	0	6	-	30	(34)

TEAM	Qtr	Time	Play (Extra Point) (Drive Info)	Visitor	Home
Cowboys	1	11:30	D. Bailey 34 yd. Field Goal (7-64, 3:30)	0	3
Rams	1	7:07	G. Zuerlein 49 yd. Field Goal (9-53, 4:23)	3	3
Cowboys	2	14:05	E. Elliot 10 yd. pass from D. Prescott (D. Bailey kick) (15-81, 8:02)	3	10
Rams	2	12:39	G. Zuerlein 44 yd. Field Goal (5-9, 1:26)	6	10
Cowboys	2	10:53	E. Elliot 1 yd. run (4-75, 1:46)	6	17
Rams	2	6:33	C. Kupp 7 yd pass from J. Goff (G. Zuerlein kick) (5-18, 1:56)	13	17
Cowboys	2	1:51	B. Butler 10 yd. pass from D. Prescott (D. Bailey kick) (9-75, 4:42)	13	24
Rams	2	0:00	G. Zuerlein 44 yd. Field Goal (8-49, 1:51)	16	24
Rams	3	7:26	G. Zuerlein 30 yd. Field Goal (8-54, 3:15)	19	24
Rams	3	2:59	T. Gurley 53 yd. pass from J. Goff (G. Zuerlein kick) (4-90, 1:59)	26	24
Rams	4	11:56	G. Zuerlein 28 yd. Field Goal (11-78, 4:26)	29	24
Rams	4	9:41	G. Zuerlein 43 yd. Field Goal (8-54, 3:15)	32	24
Cowboys	4	7:11	J. Hana 28 yd. pass from D. Prescott (pass failed) (5-75, 2:30)	32	30
Rams	4	1:55	G. Zuerlein 33 yd. Field Goal (12-68, 5:16)	35	30





## FINAL TEAM STATISTICS

		RAMS	COWBOYS			RAMS	COWBOYS
<b>TOTAL FIRST DOWNS</b>		24	22	<b>FGs - PATs Had Blocked</b>		0-0	0-0
By Rushing		9	9	Net Punting Average		54.0	40.3
By Passing		14	12	<b>TOTAL RETURN YARDAGE (W/O KOR)</b>		24	0
By Penalty		1	1	No. and Yards Punt Returns		3-20	1-0
<b>THIRD DOWN EFFICIENCY</b>		5-13-38%	7-14-50%	No. and Yards Kickoff Returns		4-123	3-78
<b>FOURTH DOWN EFFICIENCY</b>		0-0-0%	1-2-50%	No. and Yards Interception Returns		1-4	0-0
<b>TOTAL NET YARDS</b>		412	440	<b>PENALTIES Number and Yards</b>		7-41	4-45
Total Offensive Plays		68	65	<b>FUMBLES Number and Lost</b>		1-0	1-1
Average gain per offensive play		6.1	6.8	<b>TOUCHDOWNS</b>		2	4
<b>NET YARDS RUSHING</b>		168	189	Rushing		0	1
Total Rushing Plays		31	27	Passing		2	3
Average gain per rushing play		5.4	7.0	Returns		0	0
Tackles for a loss-number and yards		6-12	1-1	<b>EXTRA POINTS Made-Attempts</b>		2-2	3-4
<b>NET YARDS PASSING</b>		244	251	Kicking Made-Attempts		2-2	3-3
Times thrown - yards lost attempting to pass		1-11	2-1	<b>FIELD GOALS Made-Attempts</b>		7-7	1-1
Gross yards passing		255	252	<b>RED ZONE EFFICIENCY</b>		1-4-25%	3-4-75%
<b>PASS ATTEMPTS-COMP-HAD INT</b>		36-21-0	36-20-1	<b>GOAL TO GO EFFICIENCY</b>		1-2-50%	1-1-100%
Avg gain per pass play		6.6	6.6	<b>SAFETIES</b>		0	0
<b>KICKOFFS Number-In End Zone-TBs</b>		9-9-6	6-5-2	<b>FINAL SCORE</b>		35	30
<b>PUNTS Number and Average</b>		2-54.0	3-47.5	<b>TIME OF POSSESSION</b>		30:32	29:28
Had Blocked		0	0				

## FINAL INDIVIDUAL STATISTICS

LOS ANGELES RAMS										DALLAS COWBOYS										
<b>RUSHING</b>		ATT	YDS	AVG	LG	TD				<b>RUSHING</b>		ATT	YDS	AVG	LG	TD				
T. Gurley II		23	121	5.3	17	0				E. Elliot		21	85	4.0	16	1				
T. Austin		6	48	8.0	14	0				A. Morris		2	76	38.0	70	0				
M. Brown		1	0	0.0	0	0				D. Prescott		3	25	8.3	12	0				
J. Goff		1	-1	-1.0	-1	0				R. Switzer		1	3	3.0	3	0				
<b>Total</b>		<b>31</b>	<b>168</b>	<b>5.4</b>	<b>17</b>	<b>0</b>				<b>Total</b>		<b>27</b>	<b>189</b>	<b>7.0</b>	<b>70</b>	<b>1</b>				
<b>PASSING</b>		ATT	CMP	YDS	SK/YD	TD	LG	IN	RT.	<b>PASSING</b>		ATT	CMP	YDS	SK/YD	TD	LG	IN	RT.	
J. Goff		36	21	255	1/11	2	53t	0	98.7	D. Prescott		36	20	252	2/1	3	36	1	93.8	
<b>Total</b>		<b>36</b>	<b>21</b>	<b>255</b>	<b>1/11</b>	<b>2</b>	<b>53t</b>	<b>0</b>	<b>98.7</b>	<b>Total</b>		<b>36</b>	<b>20</b>	<b>252</b>	<b>2/1</b>	<b>3</b>	<b>36</b>	<b>1</b>	<b>93.8</b>	
<b>RECEIVING</b>		NO	YDS	AVG	LG	TD				<b>RECEIVING</b>		NO	YDS	AVG	LG	TD				
T. Gurley II		7	94	13.4	53t	1				D. Bryant		5	98	19.6	36	0				
C. Kupp		5	60	12.0	24	1				E. Elliot		4	54	13.5	31	1				
T. Higbee		3	47	15.7	29	0				T. Williams		4	34	8.5	13	0				
R. Woods		2	17	8.5	19	0				C. Beasley		3	17	5.7	12	0				
S. Watkins		1	17	17.0	17	0				B. Butler		2	12	6.0	10t	1				
M. Brown		1	14	14.0	14	0				J. Hanna		1	28	28.0	28t	1				
G. Everett		1	8	8.0	8	0				J. Witten		1	9	9.0	9	0				
T. Austin		1	-2	-2.0	-2	0				<b>Total</b>		<b>20</b>	<b>252</b>	<b>12.6</b>	<b>36</b>	<b>3</b>				
<b>Total</b>		<b>21</b>	<b>255</b>	<b>12.1</b>	<b>53t</b>	<b>2</b>				<b>INTERCEPTIONS</b>		<b>NO</b>	<b>YDS</b>	<b>AVG</b>	<b>LG</b>	<b>TD</b>				
<b>INTERCEPTIONS</b>		<b>NO</b>	<b>YDS</b>	<b>AVG</b>	<b>LG</b>	<b>TD</b>				<b>Total</b>		<b>0</b>	<b>0</b>	<b>0.0</b>	<b>0</b>	<b>0</b>				
M. Barron		1	4	4.0	4	0				<b>PUNTING</b>		<b>NO</b>	<b>YDS</b>	<b>AVG</b>	<b>NET</b>	<b>TB/120</b>	<b>LG</b>			
<b>Total</b>		<b>1</b>	<b>4</b>	<b>4.0</b>	<b>4</b>	<b>0</b>				C. Jones		3	141	47.0	40.3	0/1	55			
<b>Total</b>		<b>1</b>	<b>4</b>	<b>4.0</b>	<b>4</b>	<b>0</b>				<b>Total</b>		<b>3</b>	<b>141</b>	<b>47.0</b>	<b>40.3</b>	<b>0/1</b>	<b>55</b>			
<b>PUNTING</b>		NO	YDS	AVG	NET	TB/120	LG				<b>PUNTING</b>		NO	YDS	AVG	NET	TB/120	LG		
J. Hekker		2	108	54.0	54.0	0/2	62				C. Jones		3	141	47.0	40.3	0/1	55		
<b>Total</b>		<b>2</b>	<b>108</b>	<b>54.0</b>	<b>54.0</b>	<b>0/2</b>	<b>62</b>				<b>Total</b>		<b>3</b>	<b>141</b>	<b>47.0</b>	<b>40.3</b>	<b>0/1</b>	<b>55</b>		
<b>PUNT RETURNS</b>		NO	YDS	AVG	FC	LG	TD				<b>PUNT RETURNS</b>		NO	YDS	AVG	FC	LG	TD		
T. Austin		3	20	6.7	0	7	0				R. Switzer		1	0	0.0	0	0	0		
<b>Total</b>		<b>3</b>	<b>20</b>	<b>6.7</b>	<b>0</b>	<b>7</b>	<b>0</b>				[DOWNED]		1	0	0.0	0	0	0		
<b>Total</b>		<b>3</b>	<b>20</b>	<b>6.7</b>	<b>0</b>	<b>7</b>	<b>0</b>				<b>Total</b>		<b>2</b>	<b>0</b>	<b>0.0</b>	<b>0</b>	<b>0</b>	<b>0</b>		
<b>KICKOFF RETURNS</b>		NO	YDS	AVG	FC	LG	TD				<b>KICKOFF RETURNS</b>		NO	YDS	AVG	FC	LG	TD		
P. Cooper		4	123	30.8	0	66	0				R. Switzer		3	78	26.0	0	28	0		
[TOUCHBACK]		2	0	0.0	0	0	0				[TOUCHBACK]		6	0	0.0	0	0	0		
<b>Total</b>		<b>4</b>	<b>123</b>	<b>30.8</b>	<b>0</b>	<b>66</b>	<b>0</b>				<b>Total</b>		<b>3</b>	<b>78</b>	<b>26.0</b>	<b>0</b>	<b>28</b>	<b>0</b>		

## DEFENSIVE STATISTICS (BASED ON COACHES' FILM REVIEW)

PLAYER	T	S	A	S-YDS	I-YDS	PD	FF	FR	PLAYER	T	S	A	S-YDS	I-YDS	PD	FF	FR
A. Ogletree	11	8	3	0-0	0-0	0	0	0	E. Westbrook	3	1	2	0-0	0-0	0	0	0
M. Barron	8	7	1	0-0	1-4	1	0	0	M. Longacre	3	2	1	0-0	0-0	0	0	0
K. Webster	7	6	1	0-0	0-0	0	0	0	M. Alexander	2	1	1	0-0	0-0	0	0	0
N. Robey-Coleman	5	3	2	0-0	0-0	0	0	0	R. Quinn	2	1	1	0-0	0-0	0	0	0
M. Brockers	5	3	2	1.0-1	0-0	2	0	0	M. Fox	2	1	1	0-0	0-0	0	0	0
A. Donald	5	2	3	0-0	0-0	0	0	0	C. Barwin	2	1	1	1.0-0	0-0	0	0	0
T. Johnson	4	4	0	0-0	0-0	2	0	0	S. Ebukam	1	0	1	0-0	0-0	0	0	0
C. Davis	3	1	2	0-0	0-0	0	0	0	T. Walker	1	0	1	0-0	0-0	0	0	0
J. Johnson III	3	3	0	0-0	0-0	0	0	0	<b>TOTAL</b>	<b>70</b>	<b>46</b>	<b>24</b>	<b>2.0-1.0</b>	<b>1-4</b>	<b>5</b>	<b>0</b>	<b>0</b>
T. Smart	3	2	1	0-0	0-0	0	0	0									





**WEATHER: Sunny, 78 degrees - ATTENDANCE: 60,745- TIME: 3:08**

The Rams fell to 3-2 on the season at the hands of the Seattle Seahawks by a score of 16-10. After a scoreless first quarter, WR Tavon Austin got the Rams on the board with a 27-yard touchdown scamper on the second play of the second quarter. After Austin muffed a punt on the ensuing possession, Seattle was set up with excellent field position until S John Johnson III intercepted Seahawks QB Russell Wilson's pass, returning it 69 yards to the Seattle 19-yard line. Johnson's interception led to a K Greg Zuerlein 35-yard field goal. Seattle knotted the game up at 10-10 following a Wilson touchdown pass to Seahawks TE Jimmy Graham and a field goal made by Seahawks K Blair Walsh. With six minutes remaining in the fourth quarter, QB Jared Goff's pass was intercepted by Seahawks S Earl Thomas. However, the Seattle drive stalled and the Rams got the ball back, down 13-10 with just over four minutes remaining in the contest. Seahawks DE Frank Clark then recorded a strip-sack on Goff that was recovered by Seattle DE Sheldon Richardson, leading to a Walsh field goal, giving Seattle a 16-10 lead. Goff had one more shot to lead his team down the field for a game-winning drive with just over one minute left to play. Goff connected with TE Tyler Higbee on a 35-yard pitch-and-catch to the Seattle 40-yard line with 1:07 left to play. On fourth-and-10 at the Seattle 20-yard line with eight seconds remaining, Goff fired a pass that fell incomplete off the hands of WR Cooper Kupp.

**STARTING LINEUPS**

**SEATTLE SEAHAWKS**

**LOS ANGELES RAMS**

WR 89	D. Baldwin	LDE 72	M. Bennett	WR 11	T. Austin	NT 90	M. Brockers
LT 70	R. Odhiambo	LDT 90	J. Reed	TE 89	T. Higbee	DT 99	A. Donald
LG 78	L. Joeckel	RDT 91	S. Richardson	LT 77	A. Whitworth	OLB 94	R. Quinn
C 68	J. Britt	RDE 55	F. Clark	LG 76	R. Saffold	OLB 98	C. Barwin
RG 75	O. Aboushi	MLB 54	B. Wagner	C 65	J. Sullivan	OLB 58	C. Littleton
RT 76	G. Ifedi	OLB 50	K. Wright	RG 68	J. Brown	ILB 52	A. Ogletree
TE 88	J. Graham	LCB 25	R. Sherman	RT 79	R. Havenstein	ILB 26	M. Barron
WR 10	P. Richardson	CB 28	J. Coleman	WR 12	S. Watkins	LCB 22	T. Johnson
WR 16	T. Lockett	RCB 26	S. Griffin	WR 17	R. Woods	CB 23	N. Robey-Coleman
QB 3	R. Wilson	SS 31	K. Chancellor	QB 16	J. Goff	RCB 21	K. Webster
RB 27	E. Lacy	FS 29	E. Thomas	RB 30	T. Gurley II	SS 43	J. Johnson III

**LOS ANGELES SUBSTITUTIONS:** K 4 G. Zuerlein, P 6 J. Hekker, WR 10 P. Cooper, WR 18 C. Kupp, DB 24 B. Countess, CB 32 T. Hill, RB 34 M. Brown, DB 36 D. Hatfield, S 38 Co. Davis, S 41 M. Christian, LS 44 J. McQuaide, OLB 50 S. Ebukam, LB 54 B. Hager, T 63 D. Williams, C 66 A. Blythe, TE 81 Gerald Everett, WR 83 J. Reynolds, TE 86 D. Carrier, DT 92 T. Smart, DE 93 E. Westbrooks, DT 95 T. Walker, DE 96 M. Longacre, DE 97 M. Fox

**LOS ANGELES DID NOT PLAY** QB 14 S. Mannion

**LOS ANGELES INACTIVES:** QB 8 B. Allen, S 20 L. Joyner, S 31 M. Alexander, RB 33 J. Davis, OLB 51 E. Price, T 64 A. Donnal, T 73 C. Lucas

**SCORING SUMMARY**

		<b>1</b>	<b>2</b>	<b>3</b>	<b>4</b>	<b>OT</b>	<b>TOTAL</b>	<b>FIELD GOALS</b>
<b>VISITOR</b>	Seattle Seahawks	0	10	3	3	-	16	(48), (49), (35)
<b>HOME</b>	Los Angeles Rams	0	10	0	0	-	10	(35), 36WR

<b>TEAM</b>	<b>Qtr</b>	<b>Time</b>	<b>Play (Extra Point) (Drive Info)</b>	<b>Visitor</b>	<b>Home</b>
Rams	2	14:13	T. Austin 27 yd. run (G. Zuerlein kick) (10-79, 3:57)	0	7
Rams	2	9:29	G. Zuerlein 35 yd. Field Goal (4-2, 0:56)	0	10
Seahawks	2	1:55	J. Graham 4 yd. pass from R. Wilson (B. Walsh kick) (15-75, 7:34)	7	10
Seahawks	2	0:00	B. Walsh 48 yd. Field Goal (9-46, 1:28)	10	10
Seahawks	3	5:41	B. Walsh 49 yd. Field Goal (9-43, 4:13)	13	10
Seahawks	4	1:09	B. Walsh 35 yd. Field Goal (4-3, 1:37)	16	10



## FINAL TEAM STATISTICS

SEAHAWKS			RAMS			SEAHAWKS			RAMS		
<b>TOTAL FIRST DOWNS</b>	<b>15</b>	<b>21</b>	<b>FGs - PATs Had Blocked</b>	<b>0-0</b>	<b>0-0</b>	<b>Net Punting Average</b>	<b>39.5</b>	<b>42.0</b>	<b>TOTAL RETURN YARDAGE (W/O KOR)</b>	<b>34</b>	<b>69</b>
By Rushing	3	4	No. and Yards Punt Returns	1-10	2-0	No. and Yards Kickoff Returns	1-13	2-52	No. and Yards Interception Returns	2-24	2-69
By Passing	11	14	<b>THIRD DOWN EFFICIENCY</b>	<b>8-17-47%</b>	<b>8-15-53%</b>	<b>PENALTIES Number and Yards</b>	<b>7-40</b>	<b>5-45</b>	<b>FUMBLES Number and Lost</b>	<b>0-0</b>	<b>4-3</b>
By Penalty	1	3	<b>FOURTH DOWN EFFICIENCY</b>	<b>0-0-0%</b>	<b>0-1-0%</b>	<b>TOUCHDOWNS</b>	<b>1</b>	<b>1</b>	Rushing	0	1
<b>TOTAL NET YARDS</b>	<b>241</b>	<b>375</b>	<b>Total Offensive Plays</b>	66	71	Passing	1	0	Returns	0	0
Average gain per offensive play	3.7	5.3	<b>NET YARDS RUSHING</b>	<b>62</b>	<b>100</b>	<b>EXTRA POINTS Made-Attempts</b>	<b>1-1</b>	<b>1-1</b>	<b>FIELD GOALS Made-Attempts</b>	<b>3-3</b>	<b>1-2</b>
<b>NET YARDS PASSING</b>	<b>179</b>	<b>275</b>	Total Rushing Plays	25	22	Kicking Made-Attempts	1-1	1-1	<b>RED ZONE EFFICIENCY</b>	<b>1-3-33%</b>	<b>0-4-0%</b>
Times thrown - yards lost attempting to pass	3-19	2-13	Average gain per rushing play	2.5	4.5	<b>GOAL TO GO EFFICIENCY</b>	<b>1-1-100%</b>	<b>0-0-0%</b>	<b>SAFETIES</b>	<b>0</b>	<b>0</b>
Gross yards passing	198	288	Tackles for a loss-number and yards	3-8	4-14	<b>FINAL SCORE</b>	<b>16</b>	<b>10</b>	<b>TIME OF POSSESSION</b>	<b>31:16</b>	<b>28:44</b>
<b>PASS ATTEMPTS-COMP-HAD INT</b>	<b>38-24-2</b>	<b>47-22-2</b>	<b>NET YARDS PASSING</b>	<b>179</b>	<b>275</b>	Avg gain per pass play	4.4	5.6			
Avg gain per pass play	4.4	5.6	Times thrown - yards lost attempting to pass	3-19	2-13	<b>KICKOFFS Number-In End Zone-TBs</b>	<b>4-2-1</b>	<b>3-2-2</b>			
<b>KICKOFFS Number-In End Zone-TBs</b>	<b>4-2-1</b>	<b>3-2-2</b>	Gross yards passing	198	288	<b>PUNTS Number and Average</b>	<b>6-39.5</b>	<b>3-45.3</b>			
<b>PUNTS Number and Average</b>	<b>6-39.5</b>	<b>3-45.3</b>	<b>PASS ATTEMPTS-COMP-HAD INT</b>	<b>38-24-2</b>	<b>47-22-2</b>	Had Blocked	0	0			
Had Blocked	0	0	Avg gain per pass play	4.4	5.6						

## FINAL INDIVIDUAL STATISTICS

SEATTLE SEAHAWKS										LOS ANGELES RAMS																	
<b>RUSHING</b>	<b>ATT</b>	<b>YDS</b>	<b>AVG</b>	<b>LG</b>	<b>TD</b>	<b>RUSHING</b>	<b>ATT</b>	<b>YDS</b>	<b>AVG</b>	<b>LG</b>	<b>TD</b>	<b>RUSHING</b>	<b>ATT</b>	<b>YDS</b>	<b>AVG</b>	<b>LG</b>	<b>TD</b>	<b>RUSHING</b>	<b>ATT</b>	<b>YDS</b>	<b>AVG</b>	<b>LG</b>	<b>TD</b>				
T. Rawls	8	20	2.5	7	0	T. Gurley II	14	43	3.1	11	0	T. Austin	6	27	4.5	27t	1	T. Austin	6	27	4.5	27t	1				
E. Lacy	9	19	2.1	6	0	T. Austin	6	27	4.5	27t	1	J. Goff	1	22	22.0	22	0	J. Goff	1	22	22.0	22	0				
R. Wilson	5	16	3.2	9	0	R. Woods	1	8	8.0	8	0	R. Woods	1	8	8.0	8	0	R. Woods	1	8	8.0	8	0				
T. Lockett	1	7	7.0	7	0	<b>Total</b>	<b>22</b>	<b>100</b>	<b>4.5</b>	<b>27t</b>	<b>1</b>	<b>Total</b>	<b>22</b>	<b>100</b>	<b>4.5</b>	<b>27t</b>	<b>1</b>	<b>Total</b>	<b>22</b>	<b>100</b>	<b>4.5</b>	<b>27t</b>	<b>1</b>				
J. McKissic	2	0	0.0	0	0	<b>PASSING</b>	<b>ATT</b>	<b>CMP</b>	<b>YDS</b>	<b>SK/YD</b>	<b>TD</b>	<b>PASSING</b>	<b>ATT</b>	<b>CMP</b>	<b>YDS</b>	<b>SK/YD</b>	<b>TD</b>	<b>PASSING</b>	<b>ATT</b>	<b>CMP</b>	<b>YDS</b>	<b>SK/YD</b>	<b>TD</b>				
<b>Total</b>	<b>25</b>	<b>62</b>	<b>2.5</b>	<b>9</b>	<b>0</b>	J. Goff	47	22	288	2/13	0	J. Goff	47	22	288	2/13	0	J. Goff	47	22	288	2/13	0				
<b>PASSING</b>	<b>ATT</b>	<b>CMP</b>	<b>YDS</b>	<b>SK/YD</b>	<b>TD</b>	<b>LG</b>	<b>IN</b>	<b>RT.</b>	<b>RECEIVING</b>	<b>NO</b>	<b>YDS</b>	<b>AVG</b>	<b>LG</b>	<b>TD</b>	<b>RECEIVING</b>	<b>NO</b>	<b>YDS</b>	<b>AVG</b>	<b>LG</b>	<b>TD</b>	<b>RECEIVING</b>	<b>NO</b>	<b>YDS</b>	<b>AVG</b>	<b>LG</b>	<b>TD</b>	
R. Wilson	37	24	198	3/19	1	21	1	76.2	R. Woods	5	66	13.2	20	0	R. Woods	5	66	13.2	20	0	R. Woods	5	66	13.2	20	0	
T. McEvoy	1	0	0	0/0	0	0	1	0.0	T. Higbee	4	98	24.5	35	0	T. Higbee	4	98	24.5	35	0	T. Higbee	4	98	24.5	35	0	
<b>Total</b>	<b>38</b>	<b>24</b>	<b>198</b>	<b>3/19</b>	<b>1</b>	<b>21</b>	<b>2</b>	<b>63.3</b>	C. Kupp	3	44	14.7	19	0	C. Kupp	3	44	14.7	19	0	C. Kupp	3	44	14.7	19	0	
<b>RECEIVING</b>	<b>NO</b>	<b>YDS</b>	<b>AVG</b>	<b>LG</b>	<b>TD</b>	<b>RECEIVING</b>	<b>NO</b>	<b>YDS</b>	<b>AVG</b>	<b>LG</b>	<b>TD</b>	<b>RECEIVING</b>	<b>NO</b>	<b>YDS</b>	<b>AVG</b>	<b>LG</b>	<b>TD</b>	<b>RECEIVING</b>	<b>NO</b>	<b>YDS</b>	<b>AVG</b>	<b>LG</b>	<b>TD</b>				
J. Graham	6	37	6.2	9	1	J. Graham	6	37	6.2	9	1	J. Graham	6	37	6.2	9	1	J. Graham	6	37	6.2	9	1				
D. Baldwin	4	37	9.3	15	0	D. Baldwin	4	37	9.3	15	0	D. Baldwin	4	37	9.3	15	0	D. Baldwin	4	37	9.3	15	0				
J. McKissic	3	36	12.0	21	0	J. McKissic	3	36	12.0	21	0	J. McKissic	3	36	12.0	21	0	J. McKissic	3	36	12.0	21	0				
P. Richardson	3	35	11.7	14	0	P. Richardson	3	35	11.7	14	0	P. Richardson	3	35	11.7	14	0	P. Richardson	3	35	11.7	14	0				
T. Lockett	3	26	8.7	12	0	T. Lockett	3	26	8.7	12	0	T. Lockett	3	26	8.7	12	0	T. Lockett	3	26	8.7	12	0				
T. Rawls	2	15	7.5	14	0	T. Rawls	2	15	7.5	14	0	T. Rawls	2	15	7.5	14	0	T. Rawls	2	15	7.5	14	0				
N. Vannett	2	3	1.5	3	0	N. Vannett	2	3	1.5	3	0	N. Vannett	2	3	1.5	3	0	N. Vannett	2	3	1.5	3	0				
E. Lacy	1	9	9.0	9	0	E. Lacy	1	9	9.0	9	0	E. Lacy	1	9	9.0	9	0	E. Lacy	1	9	9.0	9	0				
<b>Total</b>	<b>24</b>	<b>198</b>	<b>8.3</b>	<b>21</b>	<b>1</b>	<b>Total</b>	<b>24</b>	<b>198</b>	<b>8.3</b>	<b>21</b>	<b>1</b>	<b>Total</b>	<b>24</b>	<b>198</b>	<b>8.3</b>	<b>21</b>	<b>1</b>	<b>Total</b>	<b>24</b>	<b>198</b>	<b>8.3</b>	<b>21</b>	<b>1</b>				
<b>INTERCEPTIONS</b>	<b>NO</b>	<b>YDS</b>	<b>AVG</b>	<b>LG</b>	<b>TD</b>	<b>INTERCEPTIONS</b>	<b>NO</b>	<b>YDS</b>	<b>AVG</b>	<b>LG</b>	<b>TD</b>	<b>INTERCEPTIONS</b>	<b>NO</b>	<b>YDS</b>	<b>AVG</b>	<b>LG</b>	<b>TD</b>	<b>INTERCEPTIONS</b>	<b>NO</b>	<b>YDS</b>	<b>AVG</b>	<b>LG</b>	<b>TD</b>				
E. Thomas	1	19	19.0	19	0	E. Thomas	1	19	19.0	19	0	E. Thomas	1	19	19.0	19	0	E. Thomas	1	19	19.0	19	0				
S. Richardson	1	5	5.0	5	0	S. Richardson	1	5	5.0	5	0	S. Richardson	1	5	5.0	5	0	S. Richardson	1	5	5.0	5	0				
<b>Total</b>	<b>2</b>	<b>24</b>	<b>12.0</b>	<b>19</b>	<b>0</b>	<b>Total</b>	<b>2</b>	<b>24</b>	<b>12.0</b>	<b>19</b>	<b>0</b>	<b>Total</b>	<b>2</b>	<b>24</b>	<b>12.0</b>	<b>19</b>	<b>0</b>	<b>Total</b>	<b>2</b>	<b>24</b>	<b>12.0</b>	<b>19</b>	<b>0</b>				
<b>PUNTING</b>	<b>NO</b>	<b>YDS</b>	<b>AVG</b>	<b>NET</b>	<b>TB/120</b>	<b>LG</b>	<b>PUNTING</b>	<b>NO</b>	<b>YDS</b>	<b>AVG</b>	<b>NET</b>	<b>TB/120</b>	<b>LG</b>	<b>PUNTING</b>	<b>NO</b>	<b>YDS</b>	<b>AVG</b>	<b>NET</b>	<b>TB/120</b>	<b>LG</b>	<b>PUNTING</b>	<b>NO</b>	<b>YDS</b>	<b>AVG</b>	<b>NET</b>	<b>TB/120</b>	<b>LG</b>
J. Ryan	6	237	39.5	39.5	0/2	44	J. Ryan	6	237	39.5	39.5	0/2	44	J. Ryan	6	237	39.5	39.5	0/2	44	J. Ryan	6	237	39.5	39.5	0/2	44
<b>Total</b>	<b>6</b>	<b>237</b>	<b>39.5</b>	<b>39.5</b>	<b>0/2</b>	<b>44</b>	<b>Total</b>	<b>6</b>	<b>237</b>	<b>39.5</b>	<b>39.5</b>	<b>0/2</b>	<b>44</b>	<b>Total</b>	<b>6</b>	<b>237</b>	<b>39.5</b>	<b>39.5</b>	<b>0/2</b>	<b>44</b>	<b>Total</b>	<b>6</b>	<b>237</b>	<b>39.5</b>	<b>39.5</b>	<b>0/2</b>	<b>44</b>
<b>PUNT RETURNS</b>	<b>NO</b>	<b>YDS</b>	<b>AVG</b>	<b>FC</b>	<b>LG</b>	<b>TD</b>	<b>PUNT RETURNS</b>	<b>NO</b>	<b>YDS</b>	<b>AVG</b>	<b>FC</b>	<b>LG</b>	<b>TD</b>	<b>PUNT RETURNS</b>	<b>NO</b>	<b>YDS</b>	<b>AVG</b>	<b>FC</b>	<b>LG</b>	<b>TD</b>	<b>PUNT RETURNS</b>	<b>NO</b>	<b>YDS</b>	<b>AVG</b>	<b>FC</b>	<b>LG</b>	<b>TD</b>
T. Lockett	1	10	10.0	0	10	0	T. Lockett	1	10	10.0	0	10	0	T. Lockett	1	10	10.0	0	10	0	T. Lockett	1	10	10.0	0	10	0
[OUT OF BOUNDS]	1	0	0.0	0	0	0	[OUT OF BOUNDS]	1	0	0.0	0	0	0	[OUT OF BOUNDS]	1	0	0.0	0	0	0	[OUT OF BOUNDS]	1	0	0.0	0	0	0
<b>Total</b>	<b>1</b>	<b>10</b>	<b>10.0</b>	<b>0</b>	<b>10</b>	<b>0</b>	<b>Total</b>	<b>1</b>	<b>10</b>	<b>10.0</b>	<b>0</b>	<b>10</b>	<b>0</b>	<b>Total</b>	<b>1</b>	<b>10</b>	<b>10.0</b>	<b>0</b>	<b>10</b>	<b>0</b>	<b>Total</b>	<b>1</b>	<b>10</b>	<b>10.0</b>	<b>0</b>	<b>10</b>	<b>0</b>
<b>KICKOFF RETURNS</b>	<b>NO</b>	<b>YDS</b>	<b>AVG</b>	<b>FC</b>	<b>LG</b>	<b>TD</b>	<b>KICKOFF RETURNS</b>	<b>NO</b>	<b>YDS</b>	<b>AVG</b>	<b>FC</b>	<b>LG</b>	<b>TD</b>	<b>KICKOFF RETURNS</b>	<b>NO</b>	<b>YDS</b>	<b>AVG</b>	<b>FC</b>	<b>LG</b>	<b>TD</b>	<b>KICKOFF RETURNS</b>	<b>NO</b>	<b>YDS</b>	<b>AVG</b>	<b>FC</b>	<b>LG</b>	<b>TD</b>
E. Pocic	1	13	13.0	0	13	0	E. Pocic	1	13	13.0	0	13	0	E. Pocic	1	13	13.0	0	13	0	E. Pocic	1	13	13.0	0	13	0
[TOUCHBACK]	2	0	0.0	0	0	0	[TOUCHBACK]	2	0	0.0	0	0	0	[TOUCHBACK]	2	0	0.0	0	0	0	[TOUCHBACK]	2	0	0.0	0	0	0
<b>Total</b>	<b>1</b>	<b>13</b>	<b>13.0</b>	<b>0</b>	<b>13</b>	<b>0</b>	<b>Total</b>	<b>1</b>	<b>13</b>	<b>13.0</b>	<b>0</b>	<b>13</b>	<b>0</b>	<b>Total</b>	<b>1</b>	<b>13</b>	<b>13.0</b>	<b>0</b>	<b>13</b>	<b>0</b>	<b>Total</b>	<b>1</b>	<b>13</b>	<b>13.0</b>	<b>0</b>	<b>13</b>	<b>0</b>

## DEFENSIVE STATISTICS (BASED ON COACHES' FILM REVIEW)

PLAYER	T	S	A	S-YDS	I-YDS	PD	FF	FR	PLAYER	T	S	A	S-YDS	I-YDS	PD	FF	FR
M. Barron	18	14	4	0-0	0-0	1	0	0	M. Longacre	3	2	1	1.0-5	0-0	0	0	0
C. Davis	7	3	4	0-0	1-0	2	0	0	C. Littleton	2	2	0	0-0	0-0	0	0	0
A. Ogletree	7	3	4	1.0-6	0-0	0	0	0	M. Fox	2	2	0	0-0	0-0	0	0	0
N. Robey-Coleman	6	5	1	0-0	0-0	0	0	0	C. Barwin	2	1	1	0-0	0-0	0	0	0
J. Johnson III	6	2	4	0-0	1-69	0	0	0	B. Countess	1	1	0	0-0	0-0	0	0	0
A. Donald	6	3	3	0-0	0-0	0	0	0	M. Christian	1	1	0	0-0	0-0	0	0	0
T. Johnson																	


**WEATHER: 88 degrees - ATTENDANCE: 56,232 - TIME: 3:06**

The Rams equalled their win total from 2016 in the first six games of the 2017 season as they improved to 4-2 on the season with a 27-17 win over the Jacksonville Jaguars (3-3) at EverBank Field. Each team was on the scoreboard less than 30 seconds into the contest with Rams WR Pharoh Cooper returned the opening kickoff 103 yards for a touchdown and Jaguars RB Leonard Fournette took the Jags' first play from scrimmage 75 yards to pay dirt. In the second quarter, OLB Cory Littleton blocked a punt and RB Malcolm Brown returned it 8 yards for a score, marking the first time in franchise history that the Rams blocked a punt and returned a kickoff for a touchdown in a single game. RB Todd Gurley II rushed the ball 23 times for 116 yards, 5.0 yards per rush. It was Gurley's third 100-plus yard game of the season, the eighth of his career. WR Robert Woods led the Rams pass catchers with five receptions for 70 yards. QB Jared Goff completed 11-of-21 passing attempts for 124 yards and one touchdown. TE Gerald Everett scored his first touchdown as a professional, a 4-yard pass from Goff. There were five Rams defenders to register a sack in the contest and CB Nickell Robey-Coleman snared a Blake Bortles pass and returned it 31 yards. K Greg Zuerlein connected on both of his field goal attempts and all three PATs.

## STARTING LINEUPS

### LOS ANGELES RAMS

TE 86	D. Carrier	DT 92	T. Smart
TE 89	T. Higbee	NT 90	M. Brockers
LT 77	A. Whitworth	DT 99	A. Donald
LG 76	R. Saffold	OLB 94	R. Quinn
C 65	J. Sullivan	OLB 98	C. Barwin
RG 68	J. Brown	ILB 52	A. Ogletree
RT 79	R. Havenstein	ILB 26	M. Barron
WR 12	S. Watkins	LCB 22	T. Johnson
WR 17	R. Woods	RCB 21	K. Webster
QB 16	J. Goff	SS 38	C. Davis
RB 30	T. Gurley II	FS 43	J. Johnson III

### JACKSONVILLE JAGUARS

WR 11	M. Lee	DE 91	Y. Ngakoue
LT 74	C. Robinson	NT 95	A. Jones
LG 77	P. Oameh	DT 97	M. Jackson
C 69	T. Shatley	DE 93	C. Campbell
RG 60	A. Cann	WLB 50	T. Smith
RT 78	J. Parnell	MLB 51	P. Posluszny
TE 89	M. Lewis	SLB 44	M. Jack
WR 88	A. Hurms	LCB 20	J. Ramsey
QB 5	B. Bortles	FS 39	T. Gipson
RB 27	L. Fournette	SS 42	B. Church
FB 40	T. Bohanon	RCB 21	A. Bouye

**LOS ANGELES SUBSTITUTIONS:** K 4 G. Zuerlein, P 6 J. Hekker, WR 10 P. Cooper, WR 11 T. Austin, WR 18 C. Kupp, CB 23 N. Robey-Coleman, DB 24 B. Countess, RB 34 M. Brown, CB 36 D. Hatfield, S 41 M. Christian, LS 44 J. McQuaide, OLB 50 S. Ebukam, LB 54 B. Hager, OLB 58 C. Littleton, T 63 D. Williams, C 66 A. Blythe, TE 81 Gerald Everett, WR 83 J. Reynolds, WR 88 M. Thomas, DE 93 E. Westbrook, DT 95 T. Walker, OLB 96 M. Longacre, DE 97 M. Fox

**LOS ANGELES DID NOT PLAY** QB 14 S. Mannion

**LOS ANGELES INACTIVES:** QB 8 B. Allen, S 20 L. Joyner, CB 32 T. Hill, RB 33 J. Davis, OLB 51 E. Price, T 64 A. Donnal, T 73 C. Lucas

## SCORING SUMMARY

	1	2	3	4	OT	TOTAL	FIELD GOALS
<b>VISITOR</b> Los Angeles Rams	17	7	0	3	-	27	(56), (29)
<b>HOME</b> Jacksonville Jaguars	14	0	3	0	-	17	54WL, (41), 54 WL

TEAM	Qtr	Clock	Play (Extra Point) (Drive Info)	Visitor	Home
Rams	1	14:46	P. Cooper 103 yd. kickoff return (G. Zuerlein kick) (0-0, 0:14)	7	0
Jaguars	1	14:35	L. Fournette 75 yd. run (J. Myers kick) (1-75, 0:11)	7	7
Rams	1	8:54	G. Zuerlein 56 yd. Field Goal (4-8, 1:29)	10	7
Jaguars	1	6:51	C. Ivory 22 yd. pass from B. Bortles (J. Myers kick) (4-75, 2:03)	10	14
Rams	1	0:22	G. Everett 4 yd. pass from J. Goff (G. Zuerlein kick) (7-66, 3:16)	17	14
Rams	2	2:25	M. Brown 8 yd. return of blocked punt (G. Zuerlein kick)	24	14
Jaguars	3	5:16	J. Myers 41 yd. Field Goal (9-29, 5:00)	24	17
Rams	4	2:32	G. Zuerlein 29 yd. Field Goal (12-57, 5:08)	27	17



# FINAL TEAM STATISTICS

	RAMS	JAGUARS		RAMS	JAGUARS
<b>TOTAL FIRST DOWNS</b>	12	19	<b>FGs - PATs Had Blocked</b>	0-0	0-0
By Rushing	5	5	Net Punting Average	43.1	32.1
By Passing	7	12	<b>TOTAL RETURN YARDAGE (W/O KOR)</b>	48	0
By Penalty	0	2	No. and Yards Punt Returns	3-17	1-0
<b>THIRD DOWN EFFICIENCY</b>	4-13-31%	4-15-27%	No. and Yards Kickoff Returns	2-124	0-0
<b>FOURTH DOWN EFFICIENCY</b>	0-0-0%	1-1-100%	No. and Yards Interception Returns	1-31	0-0
<b>TOTAL NET YARDS</b>	249	389	<b>PENALTIES Number and Yards</b>	7-70	5-40
Total Offensive Plays	56	66	<b>FUMBLES Number and Lost</b>	2-1	2-0
Average gain per offensive play	4.4	5.9	<b>TOUCHDOWNS</b>	3	2
<b>NET YARDS RUSHING</b>	142	169	Rushing	0	1
Total Rushing Plays	32	26	Passing	1	1
Average gain per rushing play	4.4	6.5	Returns	1	0
Tackles for a loss-number and yards	4-10	5-10	Other (Blocked Kicks, etc.)	1	0
<b>NET YARDS PASSING</b>	107	220	<b>EXTRA POINTS Made-Attempts</b>	3-3	2-2
Times thrown - yards lost attempting to pass	3-17	5-21	Kicking Made-Attempts	3-3	2-2
Gross yards passing	124	241	<b>FIELD GOALS Made-Attempts</b>	2-2	1-3
<b>PASS ATTEMPTS-COMP-HAD INT</b>	21-11-0	35-23-1	<b>RED ZONE EFFICIENCY</b>	1-2-50%	0-1-0%
Avg gain per pass play	4.5	5.5	<b>GOAL TO GO EFFICIENCY</b>	1-1-100%	0-0-0%
<b>KICKOFFS Number-In End Zone-TBs</b>	6-6-6	4-3-2	<b>SAFETIES</b>	0	0
<b>PUNTS Number and Average</b>	7-46.0	8-34.3	<b>FINAL SCORE</b>	27	17
Had Blocked	0	1	<b>TIME OF POSSESSION</b>	28:01	31:59

# FINAL INDIVIDUAL STATISTICS

LOS ANGELES RAMS							JACKSONVILLE JAGUARS										
<b>RUSHING</b>	ATT	YDS	AVG	LG	TD		<b>RUSHING</b>	ATT	YDS	AVG	LG	TD					
T. Gurley II	23	116	5.0	14	0		L. Fournette	21	130	6.2	75t	1					
M. Brown	3	17	5.7	8	0		B. Bortles	2	19	9.5	17	0					
J. Goff	4	9	2.3	6	0		M. Lee	1	17	17.0	17	0					
T. Austin	2	0	0.0	6	0		C. Ivory	2	3	1.5	2	0					
<b>Total</b>	<b>32</b>	<b>142</b>	<b>4.4</b>	<b>14</b>	<b>0</b>		<b>Total</b>	<b>26</b>	<b>169</b>	<b>6.5</b>	<b>75</b>	<b>1</b>					
<b>PASSING</b>	ATT	CMP	YDS	SK/YD	TD	LG	IN	RT.	<b>PASSING</b>	ATT	CMP	YDS	SK/YD	TD	LG	IN	RT.
J. Goff	21	11	124	3/17	1	22	0	86.2	B. Bortles	35	23	241	5/21	1	22t	1	83.2
<b>Total</b>	<b>21</b>	<b>11</b>	<b>124</b>	<b>3/17</b>	<b>1</b>	<b>22</b>	<b>0</b>	<b>86.2</b>	<b>Total</b>	<b>35</b>	<b>23</b>	<b>241</b>	<b>5/21</b>	<b>1</b>	<b>22t</b>	<b>1</b>	<b>83.2</b>
<b>RECEIVING</b>	NO	YDS	AVG	LG	TD		<b>RECEIVING</b>	NO	YDS	AVG	LG	TD					
R. Woods	5	70	14.0	22	0		C. Ivory	9	74	8.2	22t	1					
C. Kupp	2	35	17.5	22	0		M. Lee	5	83	16.6	21	0					
S. Watkins	1	11	11.0	11	0		A. Hurns	3	37	12.3	18	0					
G. Everett	1	4	4.0	4t	1		J.O'Shaughnessy	2	11	5.5	9	0					
T. Gurley	1	4	4.0	4	0		L. Fournette	2	8	4.0	6	0					
<b>Total</b>	<b>11</b>	<b>124</b>	<b>11.3</b>	<b>22</b>	<b>1</b>		<b>Total</b>	<b>23</b>	<b>241</b>	<b>10.5</b>	<b>22</b>	<b>1</b>					
<b>INTERCEPTIONS</b>	NO	YDS	AVG	LG	TD		<b>INTERCEPTIONS</b>	NO	YDS	AVG	LG	TD					
N. Robey-Coleman	1	31	31.0	31	0		<b>Total</b>	<b>0</b>	<b>0</b>	<b>0.0</b>	<b>0</b>	<b>0</b>					
<b>Total</b>	<b>1</b>	<b>31</b>	<b>31.0</b>	<b>31</b>	<b>0</b>												
<b>PUNTING</b>	NO	YDS	AVG	NET	TB/I20	LG	<b>PUNTING</b>	NO	YDS	AVG	NET	TB/I20	LG				
J. Hekker	7	322	46.0	43.1	1/4	67	B. Nortman	7	274	39.1	32.1	0/2	53				
<b>Total</b>	<b>7</b>	<b>322</b>	<b>46.0</b>	<b>43.1</b>	<b>1/4</b>	<b>67</b>	<b>[BLOCKED]</b>	<b>1</b>	<b>0</b>	<b>0.0</b>	<b>0</b>	<b>0/2</b>	<b>53</b>				
<b>PUNT RETURNS</b>	NO	YDS	AVG	FC	LG	TD	<b>PUNT RETURNS</b>	NO	YDS	AVG	FC	LG	TD				
P. Cooper	3	17	5.7	1	12	0	M. McCaffrey	1	0	0.0	3	0	0				
<b>Total</b>	<b>3</b>	<b>17</b>	<b>5.7</b>	<b>1</b>	<b>12</b>	<b>0</b>	<b>[DOWNED]</b>	<b>2</b>	<b>0</b>	<b>0.0</b>	<b>0</b>	<b>0</b>	<b>0</b>				
<b>KICKOFF RETURNS</b>	NO	YDS	AVG	FC	LG	TD	<b>[TOUCHBACK]</b>	<b>1</b>	<b>0</b>	<b>0.0</b>	<b>0</b>	<b>0</b>	<b>0</b>				
P. Cooper	2	124	62.0	0	103t	1	<b>Total</b>	<b>1</b>	<b>10</b>	<b>10.0</b>	<b>0</b>	<b>10</b>	<b>0</b>				
<b>[TOUCHBACK]</b>	<b>2</b>	<b>0</b>	<b>0.0</b>	<b>0</b>	<b>0</b>	<b>0</b>											
<b>Total</b>	<b>2</b>	<b>124</b>	<b>62.0</b>	<b>0</b>	<b>103t</b>	<b>1</b>	<b>KICKOFF RETURNS</b>	<b>NO</b>	<b>YDS</b>	<b>AVG</b>	<b>FC</b>	<b>LG</b>	<b>TD</b>				
							<b>[TOUCHBACK]</b>	<b>6</b>	<b>0</b>	<b>0.0</b>	<b>0</b>	<b>0</b>	<b>0</b>				
							<b>Total</b>	<b>0</b>	<b>0</b>	<b>0.0</b>	<b>0</b>	<b>0</b>	<b>0</b>				

# DEFENSIVE STATISTICS (BASED ON COACHES' FILM REVIEW)

PLAYER	T	S	A	S-YDS	I-YDS	PD	FF	FR	PLAYER	T	S	A	S-YDS	I-YDS	PD	FF	FR
M. Barron	14	9	5	1.0-2	0-0	1	0	0	M. Fox	3	2	1	1.0-3	0-0	0	1	0
T. Johnson	7	6	1	0-0	0-0	0	0	0	A. Donald	3	2	1	1.0-4	0-0	0	1	0
K. Kebster	7	3	4	1.0-6	0-0	0	0	0	N. Robey-Coleman	2	1	1	0-0	1-31	1	0	0
A. Ogletree	6	4	2	0-0	0-0	0	0	0	S. Ebukam	2	2	0	0-0	0-0	0	0	0
C. Barwin	6	2	4	1.0-7	0-0	0	0	0	C. Littleton	2	0	2	0-0	0-0	0	0	0
J. Johnson III	5	3	2	0-0	0-0	2	0	0	T. Smart	2	1	1	0-0	0-0	0	0	0
M. Brockers	5	4	1	1.0-5	0-0	0	0	0	E. Westbrook	1	1	0	0-0	0-0	0	0	0
C. Davis	3	1	2	0-0	0-0	0	0	0	T. Walker	1	1	0	0-0	0-0	0	0	0
R. Quinn	3	2	1	0-0	0-0	1	0	0	<b>TOTAL</b>	<b>60</b>	<b>48</b>	<b>12</b>	<b>5.0-21</b>	<b>1-31</b>	<b>5</b>	<b>2</b>	<b>0</b>
M. Longacre	3	1	2	0-0	0-0	0	0	0									





**WEATHER: 54 degrees, Rain - ATTENDANCE: 73,736 - TIME: 2:57**

L.A. won its second-consecutive game away from the Los Angeles Memorial Coliseum as it blanked the Arizona Cardinals, 33-0, for the franchise's first International Series win, improving to 5-2 on the season. The last time the Rams shutout an opponent was against the Washington Redskins (12/7/14) and the Rams last shutout against an opponent in their division was at Atlanta (10/9/88) (Atlanta was in the NFC West up until 2001). RB Todd Gurley II recorded his fourth 100-plus yard outing in the last five games, finishing with 106 yards on 22 carries (4.8 yards/rush) and scored his eighth touchdown of the 2017 season on an 18-yard rush following S Lamarcus Joyner's second interception this season. Gurley has five rushing and three receiving touchdowns on the season. OLB Matt Longacre posted his team-best fourth sack of the season, continuing his trend of recording a sack in every-other contest. The Week 7 contest marked the Rams' third game of the 2017 season that they held an opponent under 250 yards, holding the Cardinals to 193 net yards, the last time they held a team under 200 yards was against San Francisco (11/1/15). Joyner and LB Mark Barron each intercepted a pass, marking the second interception of the season for each player. Joyner and CB Nickell Robey-Coleman each have multiple 25-plus yard interception returns and each have a pick-six to their name this season.

## STARTING LINEUPS

### ARIZONA CARDINALS

WR 11	L. Fitzgerald	DL 97	J. Mauro
LT 74	D. Humphries	DL 98	C. Peters
LG 75	A. Boone	DL 92	F. Rucker
C 53	A. Shipley	SAM 55	C. Jones
RG 71	E. Watford	\$LB 20	D. Bucannon
RT 68	J. Veldheer	ILB 56	K. Dansby
TE 87	T. Niklas	LCB 21	P. Peterson
WR 12	J. Brown	RCB 25	T. Williams
QB 3	C. Palmer	S 41	A. Bethea
RB 23	A. Peterson	SS 27	T. Branch
TE 84	J. Gresham	FS 32	T. Mathieu

### LOS ANGELES RAMS

WR 11	T. Austin	DT 92	T. Smart
TE 89	T. Higbee	NT 90	M. Brockers
LT 77	A. Whitworth	DT 99	A. Donald
LG 76	R. Saffold	OLB 94	R. Quinn
C 65	J. Sullivan	OLB 98	C. Barwin
RG 68	J. Brown	ILB 52	A. Ogletree
RT 79	R. Havenstein	ILB 26	M. Barron
WR 12	S. Watkins	LCB 22	T. Johnson
WR 17	R. Woods	RCB 21	K. Webster
QB 16	J. Goff	SS 38	J. Johnson III
RB 30	T. Gurley II	FS 43	L. Joyner

**LOS ANGELES SUBSTITUTIONS:** K 4 G. Zuerlein, P 6 J. Hekker, WR 10 P. Cooper, QB 14 S. Mannion, WR 18 C. Kupp, CB 23 N. Robey-Coleman, DB 24 B. Countess, CB 32 T. Hill, RB 34 M. Brown, CB 36 D. Hatfield, S 41 M. Christian, LS 44 J. McQuaide, OLB 50 S. Ebukam, LB 54 B. Hager, OLB 58 C. Littleton, T 63 D. Williams, C 66 A. Blythe, TE 81 Gerald Everett, WR 83 J. Reynolds, TE 86 D. Carrier, DE 93 E. Westbrooks, DT 95 T. Walker, OLB 96 M. Longacre, DE 97 M. Fox

**LOS ANGELES DID NOT PLAY:**

**LOS ANGELES INACTIVES:** QB 8 B. Allen, RB 33 J. Davis, S 38 C. Davis, OLB 51 E. Price, T 64 A. Donnal, T 73 C. Lucas, WR 88 M. Thomas

## SCORING SUMMARY

	1	2	3	4	OT	TOTAL	FIELD GOALS
<b>VISITOR</b> Arizona Cardinals	0	0	0	0	-	0	32 WL
<b>HOME</b> Los Angeles Rams	3	20	3	7	-	33	(23), (33), (53), (34)

TEAM	Qtr	Time	Play (Extra Point) (Drive Info)	Visitor	Home
Rams	1	4:14	G. Zuerlein 23 yd. Field Goal (14-73, 5:50)	0	3
Rams	2	11:13	G. Zuerlein 33 yd. Field Goal (8-51, 3:38)	0	6
Rams	2	5:25	T. Gurley 18 yd. run (G. Zuerlein kick) (1-18, 0:10)	0	13
Rams	2	0:41	J. Goff 9 yd. run (G. Zuerlein kick) (8-88, 1:23)	0	20
Rams	2	0:00	G. Zuerlein 53 yd. Field Goal (4-7, 0:33)	0	23
Rams	3	10:53	G. Zuerlein 34 yd. Field Goal (10-63, 4:07)	0	26
Rams	4	3:46	C. Kupp 18 yd. pass from J. Goff (G. Zuerlein kick) (16-80, 10:19)	0	33



## FINAL TEAM STATISTICS

	CARDINALS	RAMS		CARDINALS	RAMS
<b>TOTAL FIRST DOWNS</b>	<b>10</b>	<b>28</b>	<b>FGs - PATs Had Blocked</b>	<b>0-0</b>	<b>0-0</b>
By Rushing	1	11	Net Punting Average	32.2	55.0
By Passing	8	14	<b>TOTAL RETURN YARDAGE (W/O KOR)</b>	<b>48</b>	<b>69</b>
By Penalty	1	3	No. and Yards Punt Returns	1-9	3-30
<b>THIRD DOWN EFFICIENCY</b>	<b>3-12-25%</b>	<b>13-19-68%</b>	No. and Yards Kickoff Returns	2-46	1-18
<b>FOURTH DOWN EFFICIENCY</b>	<b>1-2-50%</b>	<b>0-0-0%</b>	No. and Yards Interception Returns	1-31	2-39
<b>TOTAL NET YARDS</b>	<b>193</b>	<b>425</b>	<b>PENALTIES Number and Yards</b>	<b>10-65</b>	<b>6-45</b>
Total Offensive Plays	47	78	<b>FUMBLES Number and Lost</b>	<b>1-0</b>	<b>0-0</b>
Average gain per offensive play	4.1	5.4	<b>TOUCHDOWNS</b>	<b>0</b>	<b>3</b>
<b>NET YARDS RUSHING</b>	<b>25</b>	<b>197</b>	Rushing	0	2
Total Rushing Plays	12	40	Passing	0	1
Average gain per rushing play	2.1	4.9	Returns	0	0
Tackles for a loss-number and yards	1-1	3-5	Other (Blocked Kicks, etc.)	0	0
<b>NET YARDS PASSING</b>	<b>168</b>	<b>228</b>	<b>EXTRA POINTS Made-Attempts</b>	<b>0-0</b>	<b>3-3</b>
Times thrown - yards lost attempting to pass	3-16	1-7	Kicking Made-Attempts	0-0	3-3
Gross yards passing	184	235	<b>FIELD GOALS Made-Attempts</b>	<b>0-1</b>	<b>4-4</b>
<b>PASS ATTEMPTS-COMP-HAD INT</b>	<b>35-11-2</b>	<b>37-22-1</b>	<b>RED ZONE EFFICIENCY</b>	<b>0-1-0%</b>	<b>3-6-50%</b>
Avg gain per pass play	4.8	6.0	<b>GOAL TO GO EFFICIENCY</b>	<b>0-0-0%</b>	<b>2-1-100%</b>
<b>KICKOFFS Number-In End Zone-TBs</b>	<b>1-0-0</b>	<b>7-7-5</b>	<b>SAFETIES</b>	<b>0</b>	<b>0</b>
<b>PUNTS Number and Average</b>	<b>6-43.8</b>	<b>2-59.5</b>	<b>FINAL SCORE</b>	<b>0</b>	<b>33</b>
Had Blocked	0	0	<b>TIME OF POSSESSION</b>	<b>20:59</b>	<b>39:01</b>

## FINAL INDIVIDUAL STATISTICS

ARIZONA CARDINALS							LOS ANGELES RAMS								
<b>RUSHING</b>	<b>ATT</b>	<b>YDS</b>	<b>AVG</b>	<b>LG</b>	<b>TD</b>		<b>RUSHING</b>	<b>ATT</b>	<b>YDS</b>	<b>AVG</b>	<b>LG</b>	<b>TD</b>			
A. Peterson	11	21	1.9	6	0		T. Gurley II	22	106	4.8	18t	1			
D. Stanton	1	4	4.0	4	0		M. Brown	11	48	4.4	11	0			
<b>Total</b>	<b>12</b>	<b>25</b>	<b>2.1</b>	<b>6</b>	<b>0</b>		T. Austin	3	27	9.0	17	0			
<b>PASSING</b>	<b>ATT</b>	<b>CMP</b>	<b>YDS</b>	<b>SK/YD</b>	<b>TD</b>	<b>LG</b>	<b>IN</b>	<b>RT.</b>	J. Goff	2	13	6.5	9t	1	
C. Palmer	18	10	122	1/11	0	21	1	53.5	R. Woods	1	4	4.0	4	0	
D. Stanton	14	5	62	2/5	0	25	1	20.5	S. Mannion	1	-1	-1.0	-1	0	
<b>Total</b>	<b>32</b>	<b>15</b>	<b>184</b>	<b>3/16</b>	<b>0</b>	<b>25</b>	<b>2</b>	<b>39.1</b>	<b>Total</b>	<b>40</b>	<b>197</b>	<b>4.9</b>	<b>18t</b>	<b>2</b>	
<b>RECEIVING</b>	<b>NO</b>	<b>YDS</b>	<b>AVG</b>	<b>LG</b>	<b>TD</b>		<b>PASSING</b>	<b>ATT</b>	<b>CMP</b>	<b>YDS</b>	<b>SK/YD</b>	<b>TD</b>	<b>LG</b>	<b>IN</b>	<b>RT.</b>
L. Fitzgerald	3	29	9.7	17	0		J. Goff	37	22	235	1/7	1	35	0	75.8
B. Golden	3	20	6.7	8	0		<b>Total</b>	<b>37</b>	<b>22</b>	<b>235</b>	<b>1/7</b>	<b>1</b>	<b>35</b>	<b>0</b>	<b>75.8</b>
Ja. Brown	2	37	18.5	21	0		<b>RECEIVING</b>	<b>NO</b>	<b>YDS</b>	<b>AVG</b>	<b>LG</b>	<b>TD</b>			
J. Nelson	2	35	17.5	27	0		R. Woods	5	59	11.8	17	0			
K. Williams	2	27	13.5	25	0		C. Kupp	4	51	12.8	18t	1			
J. Gresham	1	18	18.0	18	0		T. Gurley	4	48	12.0	35	0			
A. Peterson	1	12	12.0	12	0		S. Watkins	3	42	14.0	16	0			
J. Brown	1	6	6.0	6	0		T. Higbee	3	13	4.3	5	0			
<b>Total</b>	<b>15</b>	<b>184</b>	<b>12.3</b>	<b>25</b>	<b>0</b>		T. Austin	2	15	7.5	13	0			
<b>INTERCEPTIONS</b>	<b>NO</b>	<b>YDS</b>	<b>AVG</b>	<b>LG</b>	<b>TD</b>		M. Brown	1	7	7.0	7	0			
D. Bucannon	1	39	39.0	39	0		<b>Total</b>	<b>22</b>	<b>235</b>	<b>10.7</b>	<b>35</b>	<b>1</b>			
<b>Total</b>	<b>1</b>	<b>39</b>	<b>39.0</b>	<b>39</b>	<b>0</b>		<b>INTERCEPTIONS</b>	<b>NO</b>	<b>YDS</b>	<b>AVG</b>	<b>LG</b>	<b>TD</b>			
<b>PUNTING</b>	<b>NO</b>	<b>YDS</b>	<b>AVG</b>	<b>NET</b>	<b>TB/120</b>	<b>LG</b>	L. Joyner	1	29	29.0	29	0			
A. Lee	6	263	43.8	32.2	2/0	51	M. Barron	1	10	10.0	10	0			
<b>Total</b>	<b>6</b>	<b>263</b>	<b>43.8</b>	<b>32.2</b>	<b>2/0</b>	<b>51</b>	<b>Total</b>	<b>2</b>	<b>39</b>	<b>19.5</b>	<b>29</b>	<b>0</b>			
<b>PUNT RETURNS</b>	<b>NO</b>	<b>YDS</b>	<b>AVG</b>	<b>FC</b>	<b>LG</b>	<b>TD</b>	<b>PUNTING</b>	<b>NO</b>	<b>YDS</b>	<b>AVG</b>	<b>NET</b>	<b>TB/120</b>	<b>LG</b>		
K. Williams	1	9	9.0	0	9	0	J. Hekker	2	119	59.5	55.0	0/2	65		
[OUT OF BOUNDS]	1	0	0.0	0	0	0	<b>Total</b>	<b>2</b>	<b>119</b>	<b>59.5</b>	<b>55.0</b>	<b>0/2</b>	<b>65</b>		
<b>Total</b>	<b>1</b>	<b>9</b>	<b>9.0</b>	<b>0</b>	<b>9</b>	<b>0</b>	<b>PUNT RETURNS</b>	<b>NO</b>	<b>YDS</b>	<b>AVG</b>	<b>FC</b>	<b>LG</b>	<b>TD</b>		
<b>KICKOFF RETURNS</b>	<b>NO</b>	<b>YDS</b>	<b>AVG</b>	<b>FC</b>	<b>LG</b>	<b>TD</b>	P. Cooper	3	30	10.0	0	20	0		
K. Williams	2	46	46.0	0	25	0	[DOWNED]	1	0	0.0	0	0	0		
[TOUCHBACK]	5	0	0.0	0	0	0	[TOUCHBACK]	2	0	0.0	0	0	0		
<b>Total</b>	<b>2</b>	<b>46</b>	<b>46.0</b>	<b>0</b>	<b>25</b>	<b>0</b>	<b>Total</b>	<b>3</b>	<b>30</b>	<b>10.0</b>	<b>0</b>	<b>20</b>	<b>0</b>		
							<b>KICKOFF RETURNS</b>	<b>NO</b>	<b>YDS</b>	<b>AVG</b>	<b>FC</b>	<b>LG</b>	<b>TD</b>		
							P. Cooper	1	18	18.0	0	18	0		
							<b>Total</b>	<b>1</b>	<b>18</b>	<b>18.0</b>	<b>0</b>	<b>18</b>	<b>0</b>		

## DEFENSIVE STATISTICS (BASED ON COACHES' FILM REVIEW)

PLAYER	T	S	A	S-YDS	I-YDS	PD	FF	FR	PLAYER	T	S	A	S-YDS	I-YDS	PD	FF	FR
J. Johnson III	6	4	2	0-0	0-0	0	0	0	E. Westbrook	2	1	1	1.0-5.0	0-0	0	0	0
T. Johnson	5	3	2	0-0	0-0	0	0	0	M. Longacre	2	2	0	1.0-0.0	0-0	0	1	0
A. Ogletree	5	2	3	0-0	0-0	1	0	0	M. Christian	1	0	1	0-0	0-0	0	0	0
M. Brockers	5	3	2	0-0	0-0	0	0	0	S. Ebukam	1	0	1	0-0	0-0	0	0	0
L. Joyner	3	2	1	0-0	1-29	0	0	0	T. Smart	1	1	0	0-0	0-0	0	0	0
A. Donald	3	2	1	1.0-11.0	0-0	0	0	0	R. Quinn	1	1	0	0-0	0-0	0	0	0
K. Webster	2	2	0	0-0	0-0	1	0	0	C. Littleton	0	0	0	0-0	0-0	1	0	0
N. Robey-Coleman	2	1	1	0-0	0-0	0	0	0	T. Walker	0	0	0	0-0	0-0	2	0	0
B. Countess	2	1	1	0-0	0-0	0	0	0	<b>TOTAL</b>	<b>43</b>	<b>26</b>	<b>17</b>	<b>3.0-16</b>	<b>2-39</b>	<b>6</b>	<b>1</b>	<b>0</b>
M. Barron	2	1	1	0-0	1-10	1	0	0									





**WEATHER: 56 degrees, Cloudy - ATTENDANCE: 76,877 - TIME: 3:01**

After marching into Rams territory, DT Aaron Donald sacked Giants QB Eli Manning, forcing a fumble to end New York's opening drive. RB Todd Gurley II took the next play, the first offensive play for L.A. 36 yards setting up an eight-yard touchdown strike from QB Jared Goff to TE Tyler Higbee to give the Rams a 7-0 lead with just over four minutes gone in the game. On a game-changing third-and-33, Goff completed a short screen pass to WR Robert Woods, who took the pitch and catch 52-yards for the score. On the ensuing Giants possession, the Rams forced a three and out giving the ball back to the L.A. offense. On second down, Goff dropped back and placed a perfectly placed deep ball in the hands of WR Sammy Watkins, who was in a full out sprint for a 67-yard touchdown as part of a 20-point second quarter. L.A. took a 27-10 lead into the locker room at halftime. Gurley found the end zone twice in the third quarter and Woods posted his second touchdown of the game, marking his first-career multi-touchdown game giving the Rams a 48-10 lead at the end of three quarters played. Both teams rested a majority of their starters for the fourth quarters, which allowed the Giants to outscore the Rams 7-3 in the final frame of the contest. Goff completed 14-of-22 passes for 311 yards and four touchdowns (a new career-high) for a passer rating of 146.8, the ninth highest passer rating in franchise history. The Rams improved to 6-2 on the season, the best record through the first half of a season since 2001 when the franchise started 7-1.

## STARTING LINEUPS

### LOS ANGELES RAMS

WR 18	C. Kupp	DT 90	M. Brockers
TE 89	T. Higbee	NT 92	T. Smart
LT 77	A. Whitworth	DT 99	A. Donald
LG 76	R. Saffold	OLB 94	R. Quinn
C 65	J. Sullivan	OLB 98	C. Barwin
RG 68	J. Brown	ILB 52	A. Ogletree
RT 79	R. Havenstein	ILB 26	M. Barron
WR 12	S. Watkins	LCB 22	T. Johnson
WR 17	R. Woods	RCB 21	K. Webster
QB 16	J. Goff	SS 43	J. Johnson III
RB 30	T. Gurley II	FS 20	L. Joyner

### NEW YORK GIANTS

WR 18	R. Lewis	LDE 90	J. Pierre-Paul
LT 74	E. Flowers	LDT 98	D. Harrison
LG 77	J. Jerry	RDT 94	D. Tomlinson
C 69	B. Jones	RDE 91	A. Moss
RG 76	D. Fluker	SLB 59	D. Kennard
RT 68	B. Hart	WLB 57	K. Robinson
TE 85	R. Ellison	CB 24	E. Apple
WR 87	S. Shepard	SS 21	L. Collins
QB 10	E. Manning	FS 27	D. Thompson
RB 26	O. Darkwa	CB 41	D. Rodgers-Cromartie
TE 88	E. Ingram	DB 37	R. Cockrell

**LOS ANGELES SUBSTITUTIONS:** K 4 G. Zuerlein, P 6 J. Hekker, WR 10 P. Cooper, WR 11 T. Austin, QB 14 S. Mannion, CB 23 N. Robey-Coleman, DB 24 B. Countess, CB 32 T. Hill, RB 34 M. Brown, CB 36 D. Hatfield, S 41 M. Christian, LS 44 J. McQuaide, OLB 50 S. Ebukam, LB 54 B. Hager, OLB 58 C. Littleton, T 63 D. Williams, C 66 A. Blythe, TE 81 Gerald Everett, WR 83 J. Reynolds, TE 86 D. Carrier, DE 93 E. Westbrook, DT 95 T. Walker, OLB 96 M. Longacre, DE 97 M. Fox

**LOS ANGELES DID NOT PLAY:**

**LOS ANGELES INACTIVES:** QB 8 B. Allen, DB 27 I. Johnson, RB 33 J. Davis, OLB 51 E. Price, T 64 A. Donnal, T 73 C. Lucas, WR 88 M. Thomas

## SCORING SUMMARY

	1	2	3	4	OT	TOTAL	FIELD GOALS
<b>VISITOR</b> Los Angeles Rams	7	20	21	3	-	51	(50), 45 WR
<b>HOME</b> New York Giants	7	3	0	7	-	17	(27), (46), (47)

		Clock				Visitor	Home
TEAM	Qtr	Time	Play (Extra Point)	(Drive Info)			
Rams	1	10:55	T. Higbee 8 yd. pass from J. Goff (G. Zuerlein kick)	(4-52, 1:50)		7	0
Giants	1	3:16	T. King 5 yd. pass from E. Manning (A. Rosas kick)	(14-67, 7:39)		7	7
Rams	2	14:52	G. Zuerlein 27 yd. Field Goal	(9-66, 3:24)		10	7
Rams	2	9:26	R. Woods 52 yd. pass from J. Goff (G. Zuerlein kick)	(6-50, 3:35)		17	7
Rams	2	7:18	S. Watkins 67 yd. pass from J. Goff (G. Zuerlein kick)	(2-71, 0:35)		24	7
Giants	2	4:01	A. Rosas 50 yd. Field Goal	(8-44, 3:17)		24	10
Rams	2	1:13	G. Zuerlein 46 yd. Field Goal	(4-2, 1:21)		27	10
Rams	3	11:34	T. Gurley II 1 yd. run (G. Zuerlein kick)	(7-75, 3:26)		34	10
Rams	3	6:27	R. Woods 4 yd. pass from J. Goff (G. Zuerlein kick)	(4-45, 1:30)		41	10
Rams	3	3:28	T. Gurley 4 yd. run (G. Zuerlein kick)	(3-18, 1:26)		48	10
Giants	4	9:33	E. Ingram 10 yd. pass from E. Manning (A. Rosas kick)	(6-72, 3:00)		48	17
Rams	4	2:53	G. Zuerlein 47 yd. Field Goal	(10-46, 6:40)		51	17





## FINAL TEAM STATISTICS

	<b>RAMS</b>	<b>GIANTS</b>		<b>RAMS</b>	<b>GIANTS</b>
<b>TOTAL FIRST DOWNS</b>	<b>20</b>	<b>17</b>	<b>FGs - PATs Had Blocked</b>	<b>0-0</b>	<b>0-0</b>
By Rushing	8	4	Net Punting Average	37.5	27.6
By Passing	10	12	<b>TOTAL RETURN YARDAGE (W/O KOR)</b>	<b>55</b>	<b>0</b>
By Penalty	2	1	No. and Yards Punt Returns	3-55	0-0
<b>THIRD DOWN EFFICIENCY</b>	<b>6-12-50%</b>	<b>8-16-50%</b>	No. and Yards Kickoff Returns	0-0	2-51
<b>FOURTH DOWN EFFICIENCY</b>	<b>0-1-0%</b>	<b>0-0-0%</b>	No. and Yards Interception Returns	1-0	0-0
<b>TOTAL NET YARDS</b>	<b>473</b>	<b>319</b>	<b>PENALTIES Number and Yards</b>	<b>6-55</b>	<b>4-52</b>
Total Offensive Plays	61	66	<b>FUMBLES Number and Lost</b>	<b>1-0</b>	<b>2-2</b>
Average gain per offensive play	7.8	4.8	<b>TOUCHDOWNS</b>	<b>6</b>	<b>2</b>
<b>NET YARDS RUSHING</b>	<b>162</b>	<b>111</b>	Rushing	2	0
Total Rushing Plays	39	26	Passing	4	2
Average gain per rushing play	4.2	4.3	Returns	0	0
Tackles for a loss-number and yards	3-5	2-3	Other (Blocked Kicks, etc.)	0	0
<b>NET YARDS PASSING</b>	<b>311</b>	<b>208</b>	<b>EXTRA POINTS Made-Attempts</b>	<b>6-6</b>	<b>2-2</b>
Times thrown - yards lost attempting to pass	0-0	2-12	Kicking Made-Attempts	6-6	2-2
Gross yards passing	311	220	<b>FIELD GOALS Made-Attempts</b>	<b>3-3</b>	<b>1-2</b>
<b>PASS ATTEMPTS-COMP-HAD INT</b>	<b>22-14-0</b>	<b>38-20-1</b>	<b>RED ZONE EFFICIENCY</b>	<b>4-5-80%</b>	<b>2-2-100%</b>
Avg gain per pass play	14.1	5.2	<b>GOAL TO GO EFFICIENCY</b>	<b>3-4-75%</b>	<b>2-2-100%</b>
<b>KICKOFFS Number-In End Zone-TBs</b>	<b>10-9-8</b>	<b>4-4-4</b>	<b>SAFETIES</b>	<b>0</b>	<b>0</b>
<b>PUNTS Number and Average</b>	<b>2-37.5</b>	<b>5-42.6</b>	<b>FINAL SCORE</b>	<b>51</b>	<b>17</b>
Had Blocked	0	1	<b>TIME OF POSSESSION</b>	<b>30:30</b>	<b>29:30</b>

## FINAL INDIVIDUAL STATISTICS

<table border="0" style="width: 100%;"> <tr> <td colspan="10"><b>LOS ANGELES RAMS</b></td> </tr> <tr> <td><b>RUSHING</b></td> <td><b>ATT</b></td> <td><b>YDS</b></td> <td><b>AVG</b></td> <td><b>LG</b></td> <td><b>TD</b></td> <td colspan="4"></td> </tr> <tr> <td>T. Gurley II</td> <td>16</td> <td>59</td> <td>3.7</td> <td>36</td> <td>2</td> <td colspan="4"></td> </tr> <tr> <td>M. Brown</td> <td>15</td> <td>57</td> <td>3.8</td> <td>16</td> <td>0</td> <td colspan="4"></td> </tr> <tr> <td>T. Austin</td> <td>6</td> <td>34</td> <td>5.7</td> <td>21</td> <td>0</td> <td colspan="4"></td> </tr> <tr> <td>G. Everett</td> <td>1</td> <td>13</td> <td>13.0</td> <td>13</td> <td>0</td> <td colspan="4"></td> </tr> <tr> <td>S. Mannion</td> <td>1</td> <td>-1</td> <td>-1.0</td> <td>-1</td> <td>0</td> <td colspan="4"></td> </tr> <tr> <td><b>Total</b></td> <td><b>39</b></td> <td><b>162</b></td> <td><b>4.2</b></td> <td><b>36</b></td> <td><b>2</b></td> <td colspan="4"></td> </tr> <tr> <td><b>PASSING</b></td> <td><b>ATT</b></td> <td><b>CMP</b></td> <td><b>YDS</b></td> <td><b>SK/YD</b></td> <td><b>TD</b></td> <td><b>LG</b></td> <td><b>IN</b></td> <td><b>RT.</b></td> <td></td> </tr> <tr> <td>J. Goff</td> <td>22</td> <td>14</td> <td>311</td> <td>0/0</td> <td>4</td> <td>67t</td> <td>0</td> <td>146.8</td> <td></td> </tr> <tr> <td><b>Total</b></td> <td><b>22</b></td> <td><b>14</b></td> <td><b>311</b></td> <td><b>0/0</b></td> <td><b>4</b></td> <td><b>67t</b></td> <td><b>0</b></td> <td><b>146.8</b></td> <td></td> </tr> <tr> <td><b>RECEIVING</b></td> <td><b>NO</b></td> <td><b>YDS</b></td> <td><b>AVG</b></td> <td><b>LG</b></td> <td><b>TD</b></td> <td colspan="4"></td> </tr> <tr> <td>R. Woods</td> <td>4</td> <td>70</td> <td>17.5</td> <td>52t</td> <td>2</td> <td colspan="4"></td> </tr> <tr> <td>C. Kupp</td> <td>3</td> <td>54</td> <td>18.0</td> <td>35</td> <td>0</td> <td colspan="4"></td> </tr> <tr> <td>T. Gurley II</td> <td>2</td> <td>45</td> <td>22.5</td> <td>44</td> <td>0</td> <td colspan="4"></td> </tr> <tr> <td>S. Watkins</td> <td>1</td> <td>67</td> <td>67.0</td> <td>67t</td> <td>1</td> <td colspan="4"></td> </tr> <tr> <td>G. Everett</td> <td>1</td> <td>44</td> <td>44.0</td> <td>44</td> <td>0</td> <td colspan="4"></td> </tr> <tr> <td>P. Cooper</td> <td>1</td> <td>9</td> <td>9.0</td> <td>9</td> <td>0</td> <td colspan="4"></td> </tr> <tr> <td>T. Higbee</td> <td>1</td> <td>8</td> <td>8.0</td> <td>8t</td> <td>1</td> <td colspan="4"></td> </tr> <tr> <td>D. Carrier</td> <td>1</td> <td>5</td> <td>5.0</td> <td>5</td> <td>0</td> <td colspan="4"></td> </tr> <tr> <td><b>Total</b></td> <td><b>14</b></td> <td><b>311</b></td> <td><b>22.2</b></td> <td><b>67t</b></td> <td><b>4</b></td> <td colspan="4"></td> </tr> <tr> <td><b>INTERCEPTIONS</b></td> <td><b>NO</b></td> <td><b>YDS</b></td> <td><b>AVG</b></td> <td><b>LG</b></td> <td><b>TD</b></td> <td colspan="4"></td> </tr> <tr> <td>T. Johnson</td> <td>1</td> <td>0</td> <td>0.0</td> <td>0</td> <td>0</td> <td colspan="4"></td> </tr> <tr> <td><b>Total</b></td> <td><b>1</b></td> <td><b>0</b></td> <td><b>0.0</b></td> <td><b>0</b></td> <td><b>0</b></td> <td colspan="4"></td> </tr> <tr> <td><b>PUNTING</b></td> <td><b>NO</b></td> <td><b>YDS</b></td> <td><b>AVG</b></td> <td><b>NET</b></td> <td><b>TB/120</b></td> <td><b>LG</b></td> <td colspan="3"></td> </tr> <tr> <td>J. Hekker</td> <td>2</td> <td>75</td> <td>37.5</td> <td>37.5</td> <td>0/1</td> <td>38</td> <td colspan="3"></td> </tr> <tr> <td><b>Total</b></td> <td><b>2</b></td> <td><b>75</b></td> <td><b>37.5</b></td> <td><b>37.5</b></td> <td><b>0/1</b></td> <td><b>38</b></td> <td colspan="3"></td> </tr> <tr> <td><b>PUNT RETURNS</b></td> <td><b>NO</b></td> <td><b>YDS</b></td> <td><b>AVG</b></td> <td><b>FC</b></td> <td><b>LG</b></td> <td><b>TD</b></td> <td colspan="3"></td> </tr> <tr> <td>P. Cooper</td> <td>3</td> <td>55</td> <td>18.3</td> <td>0</td> <td>30</td> <td>0</td> <td colspan="3"></td> </tr> <tr> <td>[TOUCHBACK]</td> <td>1</td> <td>0</td> <td>0.0</td> <td>0</td> <td>0</td> <td>0</td> <td colspan="3"></td> </tr> <tr> <td><b>Total</b></td> <td><b>3</b></td> <td><b>55</b></td> <td><b>18.3</b></td> <td><b>0</b></td> <td><b>30</b></td> <td><b>0</b></td> <td colspan="3"></td> </tr> <tr> <td><b>KICKOFF RETURNS</b></td> <td><b>NO</b></td> <td><b>YDS</b></td> <td><b>AVG</b></td> <td><b>FC</b></td> <td><b>LG</b></td> <td><b>TD</b></td> <td colspan="3"></td> </tr> <tr> <td>P. Cooper</td> <td>4</td> <td>0</td> <td>0.0</td> <td>0</td> <td>0</td> <td>0</td> <td colspan="3"></td> </tr> <tr> <td><b>Total</b></td> <td><b>4</b></td> <td><b>0</b></td> <td><b>0.0</b></td> <td><b>0</b></td> <td><b>0</b></td> <td><b>0</b></td> <td colspan="3"></td> </tr> </table>										<b>LOS ANGELES RAMS</b>										<b>RUSHING</b>	<b>ATT</b>	<b>YDS</b>	<b>AVG</b>	<b>LG</b>	<b>TD</b>					T. Gurley II	16	59	3.7	36	2					M. Brown	15	57	3.8	16	0					T. Austin	6	34	5.7	21	0					G. Everett	1	13	13.0	13	0					S. Mannion	1	-1	-1.0	-1	0					<b>Total</b>	<b>39</b>	<b>162</b>	<b>4.2</b>	<b>36</b>	<b>2</b>					<b>PASSING</b>	<b>ATT</b>	<b>CMP</b>	<b>YDS</b>	<b>SK/YD</b>	<b>TD</b>	<b>LG</b>	<b>IN</b>	<b>RT.</b>		J. Goff	22	14	311	0/0	4	67t	0	146.8		<b>Total</b>	<b>22</b>	<b>14</b>	<b>311</b>	<b>0/0</b>	<b>4</b>	<b>67t</b>	<b>0</b>	<b>146.8</b>		<b>RECEIVING</b>	<b>NO</b>	<b>YDS</b>	<b>AVG</b>	<b>LG</b>	<b>TD</b>					R. Woods	4	70	17.5	52t	2					C. Kupp	3	54	18.0	35	0					T. Gurley II	2	45	22.5	44	0					S. Watkins	1	67	67.0	67t	1					G. Everett	1	44	44.0	44	0					P. Cooper	1	9	9.0	9	0					T. Higbee	1	8	8.0	8t	1					D. Carrier	1	5	5.0	5	0					<b>Total</b>	<b>14</b>	<b>311</b>	<b>22.2</b>	<b>67t</b>	<b>4</b>					<b>INTERCEPTIONS</b>	<b>NO</b>	<b>YDS</b>	<b>AVG</b>	<b>LG</b>	<b>TD</b>					T. Johnson	1	0	0.0	0	0					<b>Total</b>	<b>1</b>	<b>0</b>	<b>0.0</b>	<b>0</b>	<b>0</b>					<b>PUNTING</b>	<b>NO</b>	<b>YDS</b>	<b>AVG</b>	<b>NET</b>	<b>TB/120</b>	<b>LG</b>				J. Hekker	2	75	37.5	37.5	0/1	38				<b>Total</b>	<b>2</b>	<b>75</b>	<b>37.5</b>	<b>37.5</b>	<b>0/1</b>	<b>38</b>				<b>PUNT RETURNS</b>	<b>NO</b>	<b>YDS</b>	<b>AVG</b>	<b>FC</b>	<b>LG</b>	<b>TD</b>				P. Cooper	3	55	18.3	0	30	0				[TOUCHBACK]	1	0	0.0	0	0	0				<b>Total</b>	<b>3</b>	<b>55</b>	<b>18.3</b>	<b>0</b>	<b>30</b>	<b>0</b>				<b>KICKOFF RETURNS</b>	<b>NO</b>	<b>YDS</b>	<b>AVG</b>	<b>FC</b>	<b>LG</b>	<b>TD</b>				P. Cooper	4	0	0.0	0	0	0				<b>Total</b>	<b>4</b>	<b>0</b>	<b>0.0</b>	<b>0</b>	<b>0</b>	<b>0</b>				<table border="0" style="width: 100%;"> <tr> <td colspan="10"><b>NEW YORK GIANTS</b></td> </tr> <tr> <td><b>RUSHING</b></td> <td><b>ATT</b></td> <td><b>YDS</b></td> <td><b>AVG</b></td> <td><b>LG</b></td> <td><b>TD</b></td> <td colspan="4"></td> </tr> <tr> <td>O. Darkwa</td> <td>16</td> <td>71</td> <td>4.4</td> <td>24</td> <td>0</td> <td colspan="4"></td> </tr> <tr> <td>W. Gallman</td> <td>9</td> <td>41</td> <td>4.6</td> <td>14</td> <td>0</td> <td colspan="4"></td> </tr> <tr> <td>G. Smith</td> <td>1</td> <td>-1</td> <td>-1.0</td> <td>-1</td> <td>0</td> <td colspan="4"></td> </tr> <tr> <td><b>Total</b></td> <td><b>26</b></td> <td><b>111</b></td> <td><b>4.3</b></td> <td><b>24</b></td> <td><b>0</b></td> <td colspan="4"></td> </tr> <tr> <td><b>PASSING</b></td> <td><b>ATT</b></td> <td><b>CMP</b></td> <td><b>YDS</b></td> <td><b>SK/YD</b></td> <td><b>TD</b></td> <td><b>LG</b></td> <td><b>IN</b></td> <td><b>RT.</b></td> <td></td> </tr> <tr> <td>E. Manning</td> <td>36</td> <td>20</td> <td>220</td> <td>2/12</td> <td>2</td> <td>37</td> <td>1</td> <td>80.8</td> <td></td> </tr> <tr> <td>G. Smith</td> <td>2</td> <td>0</td> <td>0</td> <td>0/0</td> <td>0</td> <td>0</td> <td>0</td> <td>39.6</td> <td></td> </tr> <tr> <td><b>Total</b></td> <td><b>38</b></td> <td><b>20</b></td> <td><b>220</b></td> <td><b>2/12</b></td> <td><b>2</b></td> <td><b>37</b></td> <td><b>1</b></td> <td><b>76.6</b></td> <td></td> </tr> <tr> <td><b>RECEIVING</b></td> <td><b>NO</b></td> <td><b>YDS</b></td> <td><b>AVG</b></td> <td><b>LG</b></td> <td><b>TD</b></td> <td colspan="4"></td> </tr> <tr> <td>S. Shepard</td> <td>5</td> <td>70</td> <td>14.0</td> <td>37</td> <td>0</td> <td colspan="4"></td> </tr> <tr> <td>E. Ingram</td> <td>4</td> <td>70</td> <td>17.5</td> <td>26</td> <td>1</td> <td colspan="4"></td> </tr> <tr> <td>T. King</td> <td>3</td> <td>33</td> <td>11.0</td> <td>14</td> <td>1</td> <td colspan="4"></td> </tr> <tr> <td>S. Vereen</td> <td>3</td> <td>14</td> <td>4.7</td> <td>8</td> <td>0</td> <td colspan="4"></td> </tr> <tr> <td>E. Ellison</td> <td>2</td> <td>21</td> <td>10.5</td> <td>14</td> <td>0</td> <td colspan="4"></td> </tr> <tr> <td>O. Darkwa</td> <td>2</td> <td>8</td> <td>4.0</td> <td>4</td> <td>0</td> <td colspan="4"></td> </tr> <tr> <td>R. Lewis</td> <td>1</td> <td>4</td> <td>4.0</td> <td>4</td> <td>0</td> <td colspan="4"></td> </tr> <tr> <td><b>Total</b></td> <td><b>20</b></td> <td><b>220</b></td> <td><b>11.0</b></td> <td><b>37</b></td> <td><b>2</b></td> <td colspan="4"></td> </tr> <tr> <td><b>INTERCEPTIONS</b></td> <td><b>NO</b></td> <td><b>YDS</b></td> <td><b>AVG</b></td> <td><b>LG</b></td> <td><b>TD</b></td> <td colspan="4"></td> </tr> <tr> <td><b>Total</b></td> <td><b>0</b></td> <td><b>0</b></td> <td><b>0.0</b></td> <td><b>0</b></td> <td><b>0</b></td> <td colspan="4"></td> </tr> <tr> <td><b>PUNTING</b></td> <td><b>NO</b></td> <td><b>YDS</b></td> <td><b>AVG</b></td> <td><b>NET</b></td> <td><b>TB/120</b></td> <td><b>LG</b></td> <td colspan="3"></td> </tr> <tr> <td>B. Wing</td> <td>4</td> <td>213</td> <td>53.3</td> <td>27.6</td> <td>1/0</td> <td>66</td> <td colspan="3"></td> </tr> <tr> <td>[BLOCKED]</td> <td>1</td> <td>0</td> <td>0.0</td> <td>0.0</td> <td>0/0</td> <td>0</td> <td colspan="3"></td> </tr> <tr> <td><b>Total</b></td> <td><b>5</b></td> <td><b>213</b></td> <td><b>42.6</b></td> <td><b>27.6</b></td> <td><b>1/0</b></td> <td><b>66</b></td> <td colspan="3"></td> </tr> <tr> <td><b>PUNT RETURNS</b></td> <td><b>NO</b></td> <td><b>YDS</b></td> <td><b>AVG</b></td> <td><b>FC</b></td> <td><b>LG</b></td> <td><b>TD</b></td> <td colspan="3"></td> </tr> <tr> <td>E. Eagan</td> <td>0</td> <td>0</td> <td>0.0</td> <td>1</td> <td>0</td> <td>0</td> <td colspan="3"></td> </tr> <tr> <td>[OUT OF BOUNDS]</td> <td>1</td> <td>0</td> <td>0.0</td> <td>0</td> <td>0</td> <td>0</td> <td colspan="3"></td> </tr> <tr> <td><b>Total</b></td> <td><b>0</b></td> <td><b>0</b></td> <td><b>0.0</b></td> <td><b>1</b></td> <td><b>0</b></td> <td><b>0</b></td> <td colspan="3"></td> </tr> <tr> <td><b>KICKOFF RETURNS</b></td> <td><b>NO</b></td> <td><b>YDS</b></td> <td><b>AVG</b></td> <td><b>FC</b></td> <td><b>LG</b></td> <td><b>TD</b></td> <td colspan="3"></td> </tr> <tr> <td>S. Vereen</td> <td>2</td> <td>51</td> <td>25.5</td> <td>0</td> <td>30</td> <td>0</td> <td colspan="3"></td> </tr> <tr> <td>[TOUCHBACK]</td> <td>8</td> <td>0</td> <td>0.0</td> <td>0</td> <td>0</td> <td>0</td> <td colspan="3"></td> </tr> <tr> <td><b>Total</b></td> <td><b>2</b></td> <td><b>51</b></td> <td><b>25.5</b></td> <td><b>0</b></td> <td><b>30</b></td> <td><b>0</b></td> <td colspan="3"></td> </tr> </table>										<b>NEW YORK GIANTS</b>										<b>RUSHING</b>	<b>ATT</b>	<b>YDS</b>	<b>AVG</b>	<b>LG</b>	<b>TD</b>					O. Darkwa	16	71	4.4	24	0					W. Gallman	9	41	4.6	14	0					G. Smith	1	-1	-1.0	-1	0					<b>Total</b>	<b>26</b>	<b>111</b>	<b>4.3</b>	<b>24</b>	<b>0</b>					<b>PASSING</b>	<b>ATT</b>	<b>CMP</b>	<b>YDS</b>	<b>SK/YD</b>	<b>TD</b>	<b>LG</b>	<b>IN</b>	<b>RT.</b>		E. Manning	36	20	220	2/12	2	37	1	80.8		G. Smith	2	0	0	0/0	0	0	0	39.6		<b>Total</b>	<b>38</b>	<b>20</b>	<b>220</b>	<b>2/12</b>	<b>2</b>	<b>37</b>	<b>1</b>	<b>76.6</b>		<b>RECEIVING</b>	<b>NO</b>	<b>YDS</b>	<b>AVG</b>	<b>LG</b>	<b>TD</b>					S. Shepard	5	70	14.0	37	0					E. Ingram	4	70	17.5	26	1					T. King	3	33	11.0	14	1					S. Vereen	3	14	4.7	8	0					E. Ellison	2	21	10.5	14	0					O. Darkwa	2	8	4.0	4	0					R. Lewis	1	4	4.0	4	0					<b>Total</b>	<b>20</b>	<b>220</b>	<b>11.0</b>	<b>37</b>	<b>2</b>					<b>INTERCEPTIONS</b>	<b>NO</b>	<b>YDS</b>	<b>AVG</b>	<b>LG</b>	<b>TD</b>					<b>Total</b>	<b>0</b>	<b>0</b>	<b>0.0</b>	<b>0</b>	<b>0</b>					<b>PUNTING</b>	<b>NO</b>	<b>YDS</b>	<b>AVG</b>	<b>NET</b>	<b>TB/120</b>	<b>LG</b>				B. Wing	4	213	53.3	27.6	1/0	66				[BLOCKED]	1	0	0.0	0.0	0/0	0				<b>Total</b>	<b>5</b>	<b>213</b>	<b>42.6</b>	<b>27.6</b>	<b>1/0</b>	<b>66</b>				<b>PUNT RETURNS</b>	<b>NO</b>	<b>YDS</b>	<b>AVG</b>	<b>FC</b>	<b>LG</b>	<b>TD</b>				E. Eagan	0	0	0.0	1	0	0				[OUT OF BOUNDS]	1	0	0.0	0	0	0				<b>Total</b>	<b>0</b>	<b>0</b>	<b>0.0</b>	<b>1</b>	<b>0</b>	<b>0</b>				<b>KICKOFF RETURNS</b>	<b>NO</b>	<b>YDS</b>	<b>AVG</b>	<b>FC</b>	<b>LG</b>	<b>TD</b>				S. Vereen	2	51	25.5	0	30	0				[TOUCHBACK]	8	0	0.0	0	0	0				<b>Total</b>	<b>2</b>	<b>51</b>	<b>25.5</b>	<b>0</b>	<b>30</b>	<b>0</b>			
<b>LOS ANGELES RAMS</b>																																																																																																																																																																																																																																																																																																																																																																																																																																																																																																																																																																																																																																																																																																																	
<b>RUSHING</b>	<b>ATT</b>	<b>YDS</b>	<b>AVG</b>	<b>LG</b>	<b>TD</b>																																																																																																																																																																																																																																																																																																																																																																																																																																																																																																																																																																																																																																																																																																												
T. Gurley II	16	59	3.7	36	2																																																																																																																																																																																																																																																																																																																																																																																																																																																																																																																																																																																																																																																																																																												
M. Brown	15	57	3.8	16	0																																																																																																																																																																																																																																																																																																																																																																																																																																																																																																																																																																																																																																																																																																												
T. Austin	6	34	5.7	21	0																																																																																																																																																																																																																																																																																																																																																																																																																																																																																																																																																																																																																																																																																																												
G. Everett	1	13	13.0	13	0																																																																																																																																																																																																																																																																																																																																																																																																																																																																																																																																																																																																																																																																																																												
S. Mannion	1	-1	-1.0	-1	0																																																																																																																																																																																																																																																																																																																																																																																																																																																																																																																																																																																																																																																																																																												
<b>Total</b>	<b>39</b>	<b>162</b>	<b>4.2</b>	<b>36</b>	<b>2</b>																																																																																																																																																																																																																																																																																																																																																																																																																																																																																																																																																																																																																																																																																																												
<b>PASSING</b>	<b>ATT</b>	<b>CMP</b>	<b>YDS</b>	<b>SK/YD</b>	<b>TD</b>	<b>LG</b>	<b>IN</b>	<b>RT.</b>																																																																																																																																																																																																																																																																																																																																																																																																																																																																																																																																																																																																																																																																																																									
J. Goff	22	14	311	0/0	4	67t	0	146.8																																																																																																																																																																																																																																																																																																																																																																																																																																																																																																																																																																																																																																																																																																									
<b>Total</b>	<b>22</b>	<b>14</b>	<b>311</b>	<b>0/0</b>	<b>4</b>	<b>67t</b>	<b>0</b>	<b>146.8</b>																																																																																																																																																																																																																																																																																																																																																																																																																																																																																																																																																																																																																																																																																																									
<b>RECEIVING</b>	<b>NO</b>	<b>YDS</b>	<b>AVG</b>	<b>LG</b>	<b>TD</b>																																																																																																																																																																																																																																																																																																																																																																																																																																																																																																																																																																																																																																																																																																												
R. Woods	4	70	17.5	52t	2																																																																																																																																																																																																																																																																																																																																																																																																																																																																																																																																																																																																																																																																																																												
C. Kupp	3	54	18.0	35	0																																																																																																																																																																																																																																																																																																																																																																																																																																																																																																																																																																																																																																																																																																												
T. Gurley II	2	45	22.5	44	0																																																																																																																																																																																																																																																																																																																																																																																																																																																																																																																																																																																																																																																																																																												
S. Watkins	1	67	67.0	67t	1																																																																																																																																																																																																																																																																																																																																																																																																																																																																																																																																																																																																																																																																																																												
G. Everett	1	44	44.0	44	0																																																																																																																																																																																																																																																																																																																																																																																																																																																																																																																																																																																																																																																																																																												
P. Cooper	1	9	9.0	9	0																																																																																																																																																																																																																																																																																																																																																																																																																																																																																																																																																																																																																																																																																																												
T. Higbee	1	8	8.0	8t	1																																																																																																																																																																																																																																																																																																																																																																																																																																																																																																																																																																																																																																																																																																												
D. Carrier	1	5	5.0	5	0																																																																																																																																																																																																																																																																																																																																																																																																																																																																																																																																																																																																																																																																																																												
<b>Total</b>	<b>14</b>	<b>311</b>	<b>22.2</b>	<b>67t</b>	<b>4</b>																																																																																																																																																																																																																																																																																																																																																																																																																																																																																																																																																																																																																																																																																																												
<b>INTERCEPTIONS</b>	<b>NO</b>	<b>YDS</b>	<b>AVG</b>	<b>LG</b>	<b>TD</b>																																																																																																																																																																																																																																																																																																																																																																																																																																																																																																																																																																																																																																																																																																												
T. Johnson	1	0	0.0	0	0																																																																																																																																																																																																																																																																																																																																																																																																																																																																																																																																																																																																																																																																																																												
<b>Total</b>	<b>1</b>	<b>0</b>	<b>0.0</b>	<b>0</b>	<b>0</b>																																																																																																																																																																																																																																																																																																																																																																																																																																																																																																																																																																																																																																																																																																												
<b>PUNTING</b>	<b>NO</b>	<b>YDS</b>	<b>AVG</b>	<b>NET</b>	<b>TB/120</b>	<b>LG</b>																																																																																																																																																																																																																																																																																																																																																																																																																																																																																																																																																																																																																																																																																																											
J. Hekker	2	75	37.5	37.5	0/1	38																																																																																																																																																																																																																																																																																																																																																																																																																																																																																																																																																																																																																																																																																																											
<b>Total</b>	<b>2</b>	<b>75</b>	<b>37.5</b>	<b>37.5</b>	<b>0/1</b>	<b>38</b>																																																																																																																																																																																																																																																																																																																																																																																																																																																																																																																																																																																																																																																																																																											
<b>PUNT RETURNS</b>	<b>NO</b>	<b>YDS</b>	<b>AVG</b>	<b>FC</b>	<b>LG</b>	<b>TD</b>																																																																																																																																																																																																																																																																																																																																																																																																																																																																																																																																																																																																																																																																																																											
P. Cooper	3	55	18.3	0	30	0																																																																																																																																																																																																																																																																																																																																																																																																																																																																																																																																																																																																																																																																																																											
[TOUCHBACK]	1	0	0.0	0	0	0																																																																																																																																																																																																																																																																																																																																																																																																																																																																																																																																																																																																																																																																																																											
<b>Total</b>	<b>3</b>	<b>55</b>	<b>18.3</b>	<b>0</b>	<b>30</b>	<b>0</b>																																																																																																																																																																																																																																																																																																																																																																																																																																																																																																																																																																																																																																																																																																											
<b>KICKOFF RETURNS</b>	<b>NO</b>	<b>YDS</b>	<b>AVG</b>	<b>FC</b>	<b>LG</b>	<b>TD</b>																																																																																																																																																																																																																																																																																																																																																																																																																																																																																																																																																																																																																																																																																																											
P. Cooper	4	0	0.0	0	0	0																																																																																																																																																																																																																																																																																																																																																																																																																																																																																																																																																																																																																																																																																																											
<b>Total</b>	<b>4</b>	<b>0</b>	<b>0.0</b>	<b>0</b>	<b>0</b>	<b>0</b>																																																																																																																																																																																																																																																																																																																																																																																																																																																																																																																																																																																																																																																																																																											
<b>NEW YORK GIANTS</b>																																																																																																																																																																																																																																																																																																																																																																																																																																																																																																																																																																																																																																																																																																																	
<b>RUSHING</b>	<b>ATT</b>	<b>YDS</b>	<b>AVG</b>	<b>LG</b>	<b>TD</b>																																																																																																																																																																																																																																																																																																																																																																																																																																																																																																																																																																																																																																																																																																												
O. Darkwa	16	71	4.4	24	0																																																																																																																																																																																																																																																																																																																																																																																																																																																																																																																																																																																																																																																																																																												
W. Gallman	9	41	4.6	14	0																																																																																																																																																																																																																																																																																																																																																																																																																																																																																																																																																																																																																																																																																																												
G. Smith	1	-1	-1.0	-1	0																																																																																																																																																																																																																																																																																																																																																																																																																																																																																																																																																																																																																																																																																																												
<b>Total</b>	<b>26</b>	<b>111</b>	<b>4.3</b>	<b>24</b>	<b>0</b>																																																																																																																																																																																																																																																																																																																																																																																																																																																																																																																																																																																																																																																																																																												
<b>PASSING</b>	<b>ATT</b>	<b>CMP</b>	<b>YDS</b>	<b>SK/YD</b>	<b>TD</b>	<b>LG</b>	<b>IN</b>	<b>RT.</b>																																																																																																																																																																																																																																																																																																																																																																																																																																																																																																																																																																																																																																																																																																									
E. Manning	36	20	220	2/12	2	37	1	80.8																																																																																																																																																																																																																																																																																																																																																																																																																																																																																																																																																																																																																																																																																																									
G. Smith	2	0	0	0/0	0	0	0	39.6																																																																																																																																																																																																																																																																																																																																																																																																																																																																																																																																																																																																																																																																																																									
<b>Total</b>	<b>38</b>	<b>20</b>	<b>220</b>	<b>2/12</b>	<b>2</b>	<b>37</b>	<b>1</b>	<b>76.6</b>																																																																																																																																																																																																																																																																																																																																																																																																																																																																																																																																																																																																																																																																																																									
<b>RECEIVING</b>	<b>NO</b>	<b>YDS</b>	<b>AVG</b>	<b>LG</b>	<b>TD</b>																																																																																																																																																																																																																																																																																																																																																																																																																																																																																																																																																																																																																																																																																																												
S. Shepard	5	70	14.0	37	0																																																																																																																																																																																																																																																																																																																																																																																																																																																																																																																																																																																																																																																																																																												
E. Ingram	4	70	17.5	26	1																																																																																																																																																																																																																																																																																																																																																																																																																																																																																																																																																																																																																																																																																																												
T. King	3	33	11.0	14	1																																																																																																																																																																																																																																																																																																																																																																																																																																																																																																																																																																																																																																																																																																												
S. Vereen	3	14	4.7	8	0																																																																																																																																																																																																																																																																																																																																																																																																																																																																																																																																																																																																																																																																																																												
E. Ellison	2	21	10.5	14	0																																																																																																																																																																																																																																																																																																																																																																																																																																																																																																																																																																																																																																																																																																												
O. Darkwa	2	8	4.0	4	0																																																																																																																																																																																																																																																																																																																																																																																																																																																																																																																																																																																																																																																																																																												
R. Lewis	1	4	4.0	4	0																																																																																																																																																																																																																																																																																																																																																																																																																																																																																																																																																																																																																																																																																																												
<b>Total</b>	<b>20</b>	<b>220</b>	<b>11.0</b>	<b>37</b>	<b>2</b>																																																																																																																																																																																																																																																																																																																																																																																																																																																																																																																																																																																																																																																																																																												
<b>INTERCEPTIONS</b>	<b>NO</b>	<b>YDS</b>	<b>AVG</b>	<b>LG</b>	<b>TD</b>																																																																																																																																																																																																																																																																																																																																																																																																																																																																																																																																																																																																																																																																																																												
<b>Total</b>	<b>0</b>	<b>0</b>	<b>0.0</b>	<b>0</b>	<b>0</b>																																																																																																																																																																																																																																																																																																																																																																																																																																																																																																																																																																																																																																																																																																												
<b>PUNTING</b>	<b>NO</b>	<b>YDS</b>	<b>AVG</b>	<b>NET</b>	<b>TB/120</b>	<b>LG</b>																																																																																																																																																																																																																																																																																																																																																																																																																																																																																																																																																																																																																																																																																																											
B. Wing	4	213	53.3	27.6	1/0	66																																																																																																																																																																																																																																																																																																																																																																																																																																																																																																																																																																																																																																																																																																											
[BLOCKED]	1	0	0.0	0.0	0/0	0																																																																																																																																																																																																																																																																																																																																																																																																																																																																																																																																																																																																																																																																																																											
<b>Total</b>	<b>5</b>	<b>213</b>	<b>42.6</b>	<b>27.6</b>	<b>1/0</b>	<b>66</b>																																																																																																																																																																																																																																																																																																																																																																																																																																																																																																																																																																																																																																																																																																											
<b>PUNT RETURNS</b>	<b>NO</b>	<b>YDS</b>	<b>AVG</b>	<b>FC</b>	<b>LG</b>	<b>TD</b>																																																																																																																																																																																																																																																																																																																																																																																																																																																																																																																																																																																																																																																																																																											
E. Eagan	0	0	0.0	1	0	0																																																																																																																																																																																																																																																																																																																																																																																																																																																																																																																																																																																																																																																																																																											
[OUT OF BOUNDS]	1	0	0.0	0	0	0																																																																																																																																																																																																																																																																																																																																																																																																																																																																																																																																																																																																																																																																																																											
<b>Total</b>	<b>0</b>	<b>0</b>	<b>0.0</b>	<b>1</b>	<b>0</b>	<b>0</b>																																																																																																																																																																																																																																																																																																																																																																																																																																																																																																																																																																																																																																																																																																											
<b>KICKOFF RETURNS</b>	<b>NO</b>	<b>YDS</b>	<b>AVG</b>	<b>FC</b>	<b>LG</b>	<b>TD</b>																																																																																																																																																																																																																																																																																																																																																																																																																																																																																																																																																																																																																																																																																																											
S. Vereen	2	51	25.5	0	30	0																																																																																																																																																																																																																																																																																																																																																																																																																																																																																																																																																																																																																																																																																																											
[TOUCHBACK]	8	0	0.0	0	0	0																																																																																																																																																																																																																																																																																																																																																																																																																																																																																																																																																																																																																																																																																																											
<b>Total</b>	<b>2</b>	<b>51</b>	<b>25.5</b>	<b>0</b>	<b>30</b>	<b>0</b>																																																																																																																																																																																																																																																																																																																																																																																																																																																																																																																																																																																																																																																																																																											

## DEFENSIVE STATISTICS (BASED ON COACHES' FILM REVIEW)

	<b>T</b>	<b>S</b>	<b>A</b>	<b>S-YDS</b>	<b>I-YDS</b>	<b>PD</b>	<b>FF</b>	<b>FR</b>		<b>T</b>	<b>S</b>	<b>A</b>	<b>S-YDS</b>	<b>I-YDS</b>	<b>PD</b>	<b>FF</b>	<b>FR</b>
A. Ogletree	10	6	4	0-0	0-0	0	1	0	T. Hill	2	2	0	0-0	0-0	0	0	0
M. Barron	8	6	2	0-0	0-0	1	0	0	M. Christian	2	1	1	0-0	0-0	0	0	0
J. Johnson III	8	3	5	0-0	0-0	0	0	0	C. Littleton	2	2	0	0-0	0-0	1	0	0
T. Johnson	7	6	1	0-0	1-0	1	0	0	T. Smart	2	1	1	0-0	0-0	0	0	0
L. Joyner	6	2	4	0-0	0-0	0	0	0	R. Quinn	2	0	2	0-0	0-0	0	0	0
M. Brockers	5	4	1	0-0	0-0	0	0	0	T. Walker	2	1	1	0-0	0-0	0	0	0
A. Donald	5	3	2	1.0-3.0	0-0	1	1	1	M. Fox	2	0	2	0-0	0-0	0	0	0
K. Webster	3	2	1	0-0	0-0	0	0	0	C. Barwin	2	2	0	1.0-9.0	0-0	0	0	1
B. Countess	3	1	2	0-0	0-0	0	0	0	B. Hager	1	1	0	0-0	0-0	0	0	0
S. Ebukam	3	2	1	0-0	0-0	0	0	0	E. Westbrook	1	0	1	0-0	0-0	0	0	0
M. Longacre	3	1	2	0-0	0-0	0	0	0	<b>TOTAL</b>	<b>81</b>	<b>47</b>	<b>34</b>	<b>2-12</b>	<b>1-0</b>	<b>5</b>	<b>2</b>	<b>2</b>
N. Robey-Coleman	2	1	1	0-0	0-0	1	0	0									





**WEATHER: 68 degrees, Cloudy - ATTENDANCE: 60,032 - TIME: 3:06**

For the second-consecutive week, DT Aaron Donald single handily ended the Rams opponents' opening drive with a strip-sack fumble on the opening defensive series. OLB Matt Longacre, who was starting for OLB Robert Quinn recovered the ball fumbled by Texans QB Tom Savage and returned it eight yards to the Houston 12-yard line. On the ensuing drive, the Rams offense gained only three yards, but was able to score three points to open a 3-0 lead with 12:32 to play in the first quarter. K Greg Zuerlein added a 33-yard field goal in the second quarter before Savage connected with WR Bruce Ellington on a 26-yard score with 6:37 remaining in the first half to take a 7-6 lead. Zuerlein connected on his third field goal of the first half, a 50-yarder with 19 seconds left in the second quarter to give the Rams a 9-7 lead heading into intermission. With 9:36 remaining in the third quarter and his team backed up inside their own 10-yard line, QB Jared Goff took the snap from the six-yard line, dropped back into his own end zone and fired a ball that traveled more than 50 yards through the air to a wide open WR Robert Woods, who took the pass 94-yards for the score, the third longest scoring play from scrimmage in franchise history to bust the game wide open and give the momentum to the home team, which ended up scoring two more touchdowns in the quarter. WR Sammy Watkins scored on a 17-yard pass from Goff and Woods recorded his second-straight game with two receiving touchdowns, after going his first 64 games as a professional without a multi-touchdown game.

## STARTING LINEUPS

### HOUSTON TEXANS

WR 10	D. Hopkins	RDE 91	C. Watkins
LT 74	C. Clark	NT 92	B. Dunn
LG 71	X. Su'a-Filo	LDE 98	D. Reader
C 66	N. Martin	SAM 57	B. Scarlett
RG 79	J. Allen	MIKE 55	B. McKinney
RT 68	B. Giacomini	WILL 41	Z. Cunningham
TE 87	C. Fiedorowicz	JACK 90	J. Clowney
WR 15	W. Fuller V	LCB 24	J. Joseph
QB 3	T. Savage	RCB 25	K. Jackson
FB 45	J. Prosch	FS 29	A. Hal
RB 27	D. Foreman	SS 21	M. Gilchrist

### LOS ANGELES RAMS

WR 11	T. Austin	DE 90	M. Brockers
TE 89	T. Higbee	DT 93	E. Westbrooks
LT 77	A. Whitworth	DT 99	A. Donald
LG 76	R. Saffold	OLB 96	M. Longacre
C 65	J. Sullivan	OLB 98	C. Barwin
RG 68	J. Brown	ILB 52	A. Ogletree
RT 79	R. Havenstein	ILB 26	M. Barron
WR 12	S. Watkins	LCB 22	T. Johnson
TE 81	G. Everett	RCB 21	K. Webster
QB 16	J. Goff	SS 43	J. Johnson III
RB 30	T. Gurley II	FS 20	L. Joyner

**LOS ANGELES SUBSTITUTIONS:** K 4 G. Zuerlein, P 6 J. Hekker, WR 10 P. Cooper, WR 17 R. Woods, WR 18 C. Kupp, CB 23 N. Robey-Coleman, DB 24 B. Countess, RB 25 L. Dunbar, CB 32 T. Hill, CB 36 D. Hatfield, S 41 M. Christian, LS 44 J. McQuaide, OLB 50 S. Ebukam, OLB 51 E. Price, LB 54 B. Hager, OLB 58 C. Littleton, T 63 D. Williams, C 66 A. Blythe, TE 82 Johnny Mundt, WR 83 J. Reynolds, DT 92 T. Smart, DT 95 T. Walker, DE 97 M. Fox

**LOS ANGELES DID NOT PLAY:** QB 14 S. Mannion

**LOS ANGELES INACTIVES:** QB 8 B. Allen, RB 33 J. Davis, RB 34 M. Brown, T 73 C. Lucas, TE 86 D. Carrier, WR 88 M. Thomas, OLB 94 R. Quinn

## SCORING SUMMARY

	1	2	3	4	OT	TOTAL	FIELD GOALS
<b>VISITOR</b> Houston Texans	0	7	0	0	-	7	34 WL
<b>HOME</b> Los Angeles Rams	3	6	21	3	-	33	(27), (33), (50), (33)

TEAM	Qtr	Time	Play (Extra Point) (Drive Info)	Visitor	Home
Rams	1	11:10	G. Zuerlein 27 yd. Field Goal (4-3, 1:22)	0	3
Rams	2	10:17	G. Zuerlein 33 yd. Field Goal (6-62, 3:04)	0	6
Texans	2	6:31	B. Ellington 26 yd. pass from T. Savage (K. Fairbairn kick) (8-75, 3:46)	7	6
Rams	2	0:14	G. Zuerlein 50 yd. Field Goal (10-43, 1:21)	7	9
Rams	3	9:23	R. Woods 94 yd. pass from J. Goff (G. Zuerlein kick) (2-96, 0:33)	7	16
Rams	3	1:33	S. Watkins 17 yd. pass from J. Goff (G. Zuerlein kick) (3-36, 1:18)	7	23
Rams	3	1:14	R. Woods 12 yd. pass from J. Goff (G. Zuerlein kick) (1-12, 0:10)	7	30
Rams	4	7:33	G. Zuerlein 33 yd. Field Goal (9-74, 6:26)	7	33



# FINAL TEAM STATISTICS

	TEXANS	RAMS		TEXANS	RAMS
<b>TOTAL FIRST DOWNS</b>	17	19	<b>FGs - PATs Had Blocked</b>	0-0	0-0
By Rushing	3	6	Net Punting Average	38.2	42.0
By Passing	9	13	<b>TOTAL RETURN YARDAGE (W/O KOR)</b>	17	66
By Penalty	5	0	No. and Yards Punt Returns	1-17	3-32
<b>THIRD DOWN EFFICIENCY</b>	4-12-33%	6-16-38%	No. and Yards Kickoff Returns	0-0	2-49
<b>FOURTH DOWN EFFICIENCY</b>	0-1-0%	0-1-0%	No. and Yards Interception Returns	0-0	2-34
<b>TOTAL NET YARDS</b>	283	443	<b>PENALTIES Number and Yards</b>	8-60	10-86
Total Offensive Plays	64	66	<b>FUMBLES Number and Lost</b>	2-2	0-0
Average gain per offensive play	4.4	6.7	<b>TOUCHDOWNS</b>	1	3
<b>NET YARDS RUSHING</b>	89	104	Rushing	0	0
Total Rushing Plays	25	25	Passing	1	3
Average gain per rushing play	3.6	4.2	Returns	0	0
Tackles for a loss-number and yards	2-7	6-19	Other (Blocked Kicks, etc.)	0	0
<b>NET YARDS PASSING</b>	194	339	<b>EXTRA POINTS Made-Attempts</b>	1-1	3-3
Times thrown - yards lost attempting to pass	3-27	3-22	Kicking Made-Attempts	1-1	3-3
Gross yards passing	221	361	<b>FIELD GOALS Made-Attempts</b>	0-1	4-4
<b>PASS ATTEMPTS-COMP-HAD INT</b>	36-18-2	38-26-0	<b>RED ZONE EFFICIENCY</b>	0-3-0%	2-5-40%
Avg gain per pass play	5.0	8.3	<b>GOAL TO GO EFFICIENCY</b>	0-0-0%	0-0-0%
<b>KICKOFFS Number-In End Zone-TBs</b>	2-1-0	8-8-8	<b>SAFETIES</b>	0	0
<b>PUNTS Number and Average</b>	6-46.8	4-51.3	<b>FINAL SCORE</b>	7	33
Had Blocked	0	0	<b>TIME OF POSSESSION</b>	28:29	31:31

# FINAL INDIVIDUAL STATISTICS

HOUSTON TEXANS							LOS ANGELES RAMS										
<b>RUSHING</b>	ATT	YDS	AVG	LG	TD		<b>RUSHING</b>	ATT	YDS	AVG	LG	TD					
L. Miller	11	60	5.5	21	0		T. Gurley II	11	68	6.2	34	0					
D. Foreman	7	18	2.6	6	0		L. Dunbar	5	31	6.2	12	0					
A. Blue	4	10	2.5	7	0		J. Goff	4	3	0.8	6	0					
B. Miller	1	1	1.0	1	0		T. Austin	5	2	0.4	7	0					
T. Savage	2	0	0.0	1	0		<b>Total</b>	<b>25</b>	<b>104</b>	<b>4.2</b>	<b>34</b>	<b>0</b>					
<b>Total</b>	<b>25</b>	<b>89</b>	<b>3.6</b>	<b>21</b>	<b>0</b>												
<b>PASSING</b>	ATT	CMP	YDS	SK/YD	TD	LG	IN	RT.									
T. Savage	36	18	221	3/27	1	36	2	55.4	<b>PASSING</b>	ATT	CMP	YDS	SK/YD	TD	LG	IN	RT.
<b>Total</b>	<b>36</b>	<b>18</b>	<b>221</b>	<b>3/27</b>	<b>1</b>	<b>36</b>	<b>2</b>	<b>55.4</b>	J. Goff	37	25	355	3/22	3	94t	0	125.4
									J. Hekker	1	1	6	0/0	0	6	0	91.7
									<b>Total</b>	<b>38</b>	<b>26</b>	<b>361</b>	<b>3/22</b>	<b>3</b>	<b>94t</b>	<b>0</b>	<b>125.0</b>
<b>RECEIVING</b>	NO	YDS	AVG	LG	TD		<b>RECEIVING</b>	NO	YDS	AVG	LG	TD					
D. Hopkins	7	111	15.9	36	0		R. Woods	8	171	21.4	94t	2					
B. Ellington	4	41	10.3	26t	1		T. Gurley II	6	68	11.3	43	0					
S. Anderson	2	30	15.0	17	0		C. Kupp	6	47	7.8	19	0					
W. Fuller V	2	15	7.5	9	0		S. Watkins	2	41	20.5	24	1					
C. Fiedorowicz	2	10	5.0	7	0		T. Higbee	2	22	11.0	15	0					
L. Miller	1	14	14.0	14	0		P. Cooper	2	12	6.0	6	0					
<b>Total</b>	<b>18</b>	<b>221</b>	<b>12.3</b>	<b>36</b>	<b>1</b>		<b>Total</b>	<b>26</b>	<b>361</b>	<b>13.9</b>	<b>94t</b>	<b>3</b>					
<b>INTERCEPTIONS</b>	NO	YDS	AVG	LG	TD		<b>INTERCEPTIONS</b>	NO	YDS	AVG	LG	TD					
<b>Total</b>	<b>0</b>	<b>0</b>	<b>0.0</b>	<b>0</b>	<b>0</b>		B. Countess	1	19	19.0	19	0					
							M. Barron	1	15	15.0	15	0					
							<b>Total</b>	<b>2</b>	<b>34</b>	<b>17.0</b>	<b>19</b>	<b>0</b>					
<b>PUNTING</b>	NO	YDS	AVG	NET	TB/120	LG	<b>PUNTING</b>	NO	YDS	AVG	NET	TB/120	LG				
S. Lechler	6	281	46.8	38.2	1/4	58	J. Hekker	4	205	51.3	42.0	1/0	55				
<b>Total</b>	<b>6</b>	<b>281</b>	<b>46.8</b>	<b>38.2</b>	<b>1/4</b>	<b>58</b>	<b>Total</b>	<b>4</b>	<b>205</b>	<b>51.3</b>	<b>42.0</b>	<b>1/0</b>	<b>55</b>				
<b>PUNT RETURNS</b>	NO	YDS	AVG	FC	LG	TD	<b>PUNT RETURNS</b>	NO	YDS	AVG	FC	LG	TD				
B. Ellington	1	17	17.0	0	17	0	P. Cooper	3	32	10.7	1	27	0				
[OUT OF BOUNDS]	2	0	0.0	0	0	0	[TOUCHBACK]	1	0	0.0	0	0	0				
[TOUCHBACK]	1	0	0.0	0	0	0	[DOWNED]	1	0	0.0	0	0	0				
<b>Total</b>	<b>1</b>	<b>17</b>	<b>17.0</b>	<b>0</b>	<b>17</b>	<b>0</b>	<b>Total</b>	<b>3</b>	<b>32</b>	<b>10.7</b>	<b>1</b>	<b>27</b>	<b>0</b>				
<b>KICKOFF RETURNS</b>	NO	YDS	AVG	FC	LG	TD	<b>KICKOFF RETURNS</b>	NO	YDS	AVG	FC	LG	TD				
[TOUCHBACK]	8	0	0.0	0	0	0	P. Cooper	2	49	24.5	0	27	0				
<b>Total</b>	<b>0</b>	<b>0</b>	<b>0.0</b>	<b>0</b>	<b>0</b>	<b>0</b>	<b>Total</b>	<b>2</b>	<b>49</b>	<b>24.5</b>	<b>0</b>	<b>27</b>	<b>0</b>				

# DEFENSIVE STATISTICS (BASED ON COACHES' FILM REVIEW)

PLAYER	T	S	A	S-YDS	I-YDS	PD	FF	FR	PLAYER	T	S	A	S-YDS	I-YDS	PD	FF	FR
A. Ogletree	8	6	2	0-0	0-0	1	0	0	E. Westbrook	4	2	2	0-0	0-0	0	0	0
K. Webster	7	4	3	0-0	0-0	1	0	0	A. Donald	4	2	2	1.0-14.0	0-0	1	0	0
M. Barron	7	5	2	0-0	1-15	0	0	0	L. Joyner	3	1	2	0-0	0-0	1	0	0
T. Johnson	5	5	0	0-0	0-0	2	0	0	T. Walker	3	2	1	0-0	0-0	0	0	1
J. Johnson III	5	3	2	0-0	0-0	1	0	0	M. Longacre	2	1	1	0-0	0-0	0	0	0
C. Barwin	5	2	3	0-0	0-0	0	0	0	S. Ebukam	1	1	0	1.0-10.0	0-0	0	1	0
N. Robey-Coleman	4	3	1	0-0	0-0	0	0	0	M. Fox	1	1	0	0-0	0-0	0	0	0
M. Brockers	4	2	2	1.0-3.0	0-0	1	0	0	B. Countess	0	0	0	0-0	1-19	0	0	0
<b>TOTAL</b>	<b>63</b>	<b>40</b>	<b>23</b>	<b>3-27</b>	<b>2-34</b>	<b>8</b>	<b>2</b>	<b>2</b>									



# 10

## LOS ANGELES 7, MINNESOTA 24

November 17, 2017 - U.S. Bank Stadium - Minneapolis, Minn.



**WEATHER: Indoors - ATTENDANCE: 66,809 - TIME: 3:06**

The Los Angeles Rams took the opening kickoff and marched 75 yards for a touchdown, scoring on a six-yard rush by RB Todd Gurley II, the only score by either team in the opening quarter. The Vikings capitalized on great field position after sacking Rams QB Jared Goff on the 1-yard line. Minnesota started their drive at the Rams 30-yard line, capping the scoring drive off with an eight-yard rush by RB Latavius Murray to knot the game at 7-7 with 13:36 remaining in the half. With 4:11 remaining in the second quarter, L.A. QB Jared Goff connected with WR Cooper Kupp for a 10-yard completion, but Kupp fumbled the ball at the Vikings 1-yard line preventing the Rams go-ahead score. The teams went into the locker room tied at 7-7. After a scoreless third quarter, Murray scored his second touchdown on the day 38 seconds into the final period on a two-yard rush, giving Minnesota a 14-7 lead with 14:22 to play. On the ensuing possession, L.A. was able to get into Minnesota territory, but unable to score leading to a 42-yard punt from P Johnny Hekker which pinned the Vikings at their own seven-yard line. The Vikings recorded a five play, 93-yard drive capped off by a 65-yard touchdown pass from Vikings QB Case Keenum to WR Adam Thielen, extending the Vikings' lead to 21-7 with 10:14 remaining in the contest. It marked the Rams first game of the season in which they didn't record a single sack, previously L.A. had recorded at least 2.0 sacks in every game through the team's first nine games. WR Robert Woods finished with a team-leading eight receptions and 81 yards. Gurley finished the contest with 37 yards rushing and 56 yards from scrimmage.

### STARTING LINEUPS

#### LOS ANGELES RAMS

WR 18	C. Kupp	DE 90	M. Brockers
TE 89	T. Higbee	DE 93	E. Westbrooks
LT 77	A. Whitworth	DT 99	A. Donald
LG 76	R. Saffold	OLB 94	R. Quinn
C 65	J. Sullivan	OLB 98	C. Barwin
RG 68	J. Brown	ILB 52	A. Ogletree
RT 79	R. Havenstein	ILB 26	M. Barron
WR 12	S. Watkins	LCB 22	T. Johnson
WR 17	R. Woods	RCB 21	K. Webster
QB 16	J. Goff	SS 43	J. Johnson III
RB 30	T. Gurley II	FS 20	L. Joyner

#### MINNESOTA VIKINGS

QB 7	C. Keenum	LE 99	D. Hunter
WR 14	S. Diggs	DT 98	L. Joseph
WR 19	A. Thielen	DT 92	T. Johnson
RB 25	L. Murray	RE 97	E. Griffen
RG 61	J. Berger	MLB 54	E. Kendricks
LG 62	N. Easton	SLB 55	A. Barr
C 65	P. Elflein	SS 41	A. Harris
RT 69	R. Hill	RCB 29	X. Rhodes
LT 71	R. Rieff	LCB 26	T. Waynes
TE 82	K. Rudolph	FS 22	H. Smith
TE 89	D. Morgan	DB 23	T. Newman

**LOS ANGELES SUBSTITUTIONS:** K 4 G. Zuerlein, P 6 J. Hekker, WR 10 P. Cooper, WR 11 T. Austin, CB 23 N. Robey-Coleman, DB 24 B. Countess, RB 25 L. Dunbar, CB 36 D. Hatfield, S 41 M. Christian, LS 44 J. McQuaide, OLB 50 S. Ebukam, LB 54 B. Hager, OLB 58 C. Littleton, T 63 D. Williams, TE 81 G. Everett, TE 82 Johnny Mundt, WR 83 J. Reynolds, WR 88 M. Thomas, DT 92 T. Smart, DT 95 T. Walker, OLB 96 M. Longacre, DE 97 M. Fox

**LOS ANGELES DID NOT PLAY:** QB 14 S. Mannion, C 66 A. Blythe

**LOS ANGELES INACTIVES:** QB 8 B. Allen, CB 32 T. Hill, RB 33 J. Davis, RB 34 M. Brown, OLB 51 E. Price, T 73 C. Lucas, TE 86 D. Carrier

### SCORING SUMMARY

	1	2	3	4	OT	TOTAL	FIELD GOALS
VISITOR Los Angeles Rams	7	0	0	0	-	7	
HOME Minnesota Vikings	0	7	0	17	-	24	48WR, 39LU, (39)

TEAM	Qtr	Time	Play (Extra Point) (Drive Info)	Visitor	Home
Rams	1	10:42	T. Gurley II 6 yd. run (G. Zuerlein Kick) (9-75, 4:18)	7	0
Vikings	2	13:31	L. Murray 8 yd. run (K. Forbath kick) (7-30, 3:09)	7	7
Vikings	4	14:15	L. Murray 2 yd. run (K. Forbath kick) (11-71, 6:01)	7	14
Vikings	4	10:14	A. Thielen 65 yd. pass from C. Keenum (K. Forbath kick) (5-93, 2:23)	7	21
Vikings	4	2:23	K. Forbath 39 yd. Field Goal (12-64, 5:55)	7	24



## FINAL TEAM STATISTICS

	RAMS	VIKINGS		RAMS	VIKINGS
<b>TOTAL FIRST DOWNS</b>	15	27	<b>FGs - PATs Had Blocked</b>	0-0	0-0
By Rushing	1	9	Net Punting Average	40.8	41.7
By Passing	12	15	<b>TOTAL RETURN YARDAGE (W/O KOR)</b>	12	9
By Penalty	2	3	No. and Yards Punt Returns	2-12	1-9
<b>THIRD DOWN EFFICIENCY</b>	3-11-27%	7-14-50%	No. and Yards Kickoff Returns	2-60	0-0
<b>FOURTH DOWN EFFICIENCY</b>	0-1-0%	1-1-100%	No. and Yards Interception Returns	0-0	0-0
<b>TOTAL NET YARDS</b>	254	451	<b>PENALTIES Number and Yards</b>	8-60	7-65
Total Offensive Plays	56	73	<b>FUMBLES Number and Lost</b>	1-1	0-0
Average gain per offensive play	4.5	6.2	<b>TOUCHDOWNS</b>	1	3
<b>NET YARDS RUSHING</b>	45	171	Rushing	1	2
Total Rushing Plays	17	35	Passing	0	1
Average gain per rushing play	2.6	4.9	Returns	0	0
Tackles for a loss-number and yards	3-5	4-10	Other (Blocked Kicks, etc.)	0	0
<b>NET YARDS PASSING</b>	209	280	<b>EXTRA POINTS Made-Attempts</b>	1-1	3-3
Times thrown - yards lost attempting to pass	2-16	0-0	Kicking Made-Attempts	1-1	3-3
Gross yards passing	225	280	<b>FIELD GOALS Made-Attempts</b>	0-0	1-3
<b>PASS ATTEMPTS-COMP-HAD INT</b>	37-23-0	38-27-0	<b>RED ZONE EFFICIENCY</b>	1-3-33%	2-2-100%
Avg gain per pass play	5.4	7.4	<b>GOAL TO GO EFFICIENCY</b>	1-1-100%	2-2-100%
<b>KICKOFFS Number-In End Zone-TBs</b>	2-2-2	5-5-3	<b>SAFETIES</b>	0	0
<b>PUNTS Number and Average</b>	6-42.3	3-45.7	<b>FINAL SCORE</b>	7	24
Had Blocked	0	0	<b>TIME OF POSSESSION</b>	22:38	37:22

## FINAL INDIVIDUAL STATISTICS

LOS ANGELES RAMS										MINNESOTA VIKINGS									
<b>RUSHING</b>	ATT	YDS	AVG	LG	TD					<b>RUSHING</b>	ATT	YDS	AVG	LG	TD				
T. Gurley II	15	37	2.5	8	1					L. Murray	15	95	6.3	34	2				
J. Goff	2	8	4.0	9	0					J. McKinnon	14	48	3.4	9	0				
<b>Total</b>	<b>17</b>	<b>45</b>	<b>2.6</b>	<b>9</b>	<b>1</b>					C. Keenum	3	20	6.7	14	0				
						<b>LG</b>	<b>IN</b>	<b>RT.</b>											
J. Goff	37	23	225	2/16	0	23	0	79.2		C. Ham	3	8	2.7	3	0				
<b>Total</b>	<b>37</b>	<b>23</b>	<b>225</b>	<b>2/16</b>	<b>0</b>	<b>23</b>	<b>0</b>	<b>79.2</b>		T. Savage	2	0	0.0	1	0				
										<b>Total</b>	<b>35</b>	<b>171</b>	<b>4.9</b>	<b>34</b>	<b>2</b>				
<b>PASSING</b>	ATT	CMP	YDS	SK/YD	TD					<b>PASSING</b>	ATT	CMP	YDS	SK/YD	TD	LG	IN	RT.	
J. Goff	37	23	225	2/16	0					C. Keenum	38	27	280	0/0	1	65t	0	100.8	
<b>Total</b>	<b>37</b>	<b>23</b>	<b>225</b>	<b>2/16</b>	<b>0</b>					<b>Total</b>	<b>38</b>	<b>27</b>	<b>280</b>	<b>0/0</b>	<b>1</b>	<b>65t</b>	<b>0</b>	<b>100.8</b>	
<b>RECEIVING</b>	NO	YDS	AVG	LG	TD					<b>RECEIVING</b>	NO	YDS	AVG	LG	TD				
R. Woods	8	81	10.1	23	0					A. Thielen	6	123	20.5	65t	1				
C. Kupp	6	64	10.7	23	0					K. Rudolph	5	58	11.6	28	0				
S. Watkins	3	36	12.0	15	0					J. McKinnon	5	12	2.4	10	0				
T. Gurley II	3	19	6.3	11	0					S. Diggs	4	32	8.0	10	0				
M. Thomas	1	12	12.0	12	0					M. Floyd	2	16	8.0	8	0				
G. Everett	1	8	8.0	8	0					L. Treadwell	2	10	5.0	10	0				
T. Higbee	1	5	5.0	5	0					J. Wright	1	23	23.0	23	0				
<b>Total</b>	<b>23</b>	<b>225</b>	<b>9.8</b>	<b>23</b>	<b>0</b>					D. Morgan	1	5	5.0	5	0				
										L. Murray	1	1	1.0	1	0				
										<b>Total</b>	<b>27</b>	<b>280</b>	<b>10.4</b>	<b>65t</b>	<b>1</b>				
<b>INTERCEPTIONS</b>	NO	YDS	AVG	LG	TD					<b>INTERCEPTIONS</b>	NO	YDS	AVG	LG	TD				
<b>Total</b>	<b>0</b>	<b>0</b>	<b>0.0</b>	<b>0</b>	<b>0</b>					<b>Total</b>	<b>0</b>	<b>0</b>	<b>0.0</b>	<b>0</b>	<b>0</b>				
<b>PUNTING</b>	NO	YDS	AVG	NET	TB/20	LG					<b>PUNTING</b>	NO	YDS	AVG	NET	TB/20	LG		
J. Hekker	6	254	42.3	40.8	0/4	56					R. Quigley	3	137	45.7	41.7	0/1	50		
<b>Total</b>	<b>6</b>	<b>254</b>	<b>42.3</b>	<b>40.8</b>	<b>0/4</b>	<b>56</b>					<b>Total</b>	<b>3</b>	<b>137</b>	<b>45.7</b>	<b>41.7</b>	<b>0/1</b>	<b>50</b>		
<b>PUNT RETURNS</b>	NO	YDS	AVG	FC	LG	TD					<b>PUNT RETURNS</b>	NO	YDS	AVG	FC	LG	TD		
P. Cooper	2	12	6.0	1	13	0					M. Sherels	1	9	9.0	2	9	0		
<b>Total</b>	<b>2</b>	<b>12</b>	<b>6.0</b>	<b>1</b>	<b>13</b>	<b>0</b>					[OUT OF BOUNDS]	2	0	0.0	0	0	0		
<b>KICKOFF RETURNS</b>	NO	YDS	AVG	FC	LG	TD					[DOWNED]	NO	YDS	AVG	FC	LG	TD		
P. Cooper	2	60	30.0	0	34	0					<b>Total</b>	<b>1</b>	<b>9</b>	<b>9.0</b>	<b>2</b>	<b>9</b>	<b>0</b>		
[TOUCHBACK]	3	0	0.0	0	0	0					<b>KICKOFF RETURNS</b>	<b>NO</b>	<b>YDS</b>	<b>AVG</b>	<b>FC</b>	<b>LG</b>	<b>TD</b>		
<b>Total</b>	<b>2</b>	<b>60</b>	<b>30.0</b>	<b>0</b>	<b>34</b>	<b>0</b>					[TOUCHBACK]	<b>2</b>	<b>0</b>	<b>0.0</b>	<b>0</b>	<b>0</b>	<b>0</b>		
										<b>Total</b>	<b>0</b>	<b>0</b>	<b>0.0</b>	<b>0</b>	<b>0</b>	<b>0</b>			

## DEFENSIVE STATISTICS (BASED ON COACHES' FILM REVIEW)

PLAYER	T	S	A	S-YDS	I-YDS	PD	FF	FR	PLAYER	T	S	A	S-YDS	I-YDS	PD	FF	FR
A. Ogletree	13	12	1	0-0	0-0	1	0	0	A. Donald	3	2	1	0-0	0-0	0	0	0
J. Johnson III	12	7	5	0-0	0-0	0	0	0	B. Countess	2	1	1	0-0	0-0	0	0	0
T. Johnson	6	5	1	0-0	0-0	0	0	0	D. Hatfield	2	2	0	0-0	0-0	0	0	0
M. Barron	6	4	2	0-0	0-0	0	0	0	S. Ebukam	2	2	0	0-0	0-0	0	0	0
L. Joyner	6	4	2	0-0	0-0	1	0	0	T. Walker	2	1	1	0-0	0-0	1	0	0
K. Webster	4	2	2	0-0	0-0	0	0	0	C. Barwin	2	0	2	0-0	0-0	0	0	0
M. Brockers	4	2	2	0-0	0-0	0	0	0	N. Robey-Coleman	1	1	0	0-0	0-0	0	0	0
R. Quinn	4	3	1	0-0	0-0	0	0	0	M. Fox	1	1	0	0-0	0-0	0	0	0
E. Westbrooks	3	2	1	0-0	0-0	0	0	0	<b>TOTAL</b>	<b>73</b>	<b>51</b>	<b>22</b>	<b>0-0</b>	<b>0-0</b>	<b>3</b>	<b>0</b>	<b>0</b>





**WEATHER: Sunny, 72 degrees - ATTENDANCE: 62,006 - TIME: 3:11**

The Los Angeles Rams bounced back after their third loss of the season as they attacked the New Orleans Saints from the opening kickoff, which was returned 41 yards by WR Pharoh Cooper. The first play from scrimmage for the offense was a 24-yard pass from QB Jared Goff to WR Sammy Watkins. The pair connected on a 5-yard touchdown capping off a seven play, 59-yard drive - the first opening drive touchdown at the Coliseum for the Rams this season. On the defense's first series, after giving up a 24-yard pass from Saints QB Drew Brees to WR Michael Thomas, the Rams defense clamped down and sacked Brees in back-to-back plays, first with DT Aaron Donald posting his sixth sack of the season, followed by OLB Robert Quinn's strip-sack on a third-and-10 play, the fumble was recovered by the Saints, but New Orleans was forced to punt. L.A. remained in control for the rest of the first half, K Greg Zuerlein attempted what would have been a career-long 63-yarder as time expired in the second quarter, a kick that was tipped at the line of scrimmage and fell short. After Zuerlein connected on a 49-yarder with 14:11 remaining in the game, L.A. held a 23-10 lead. The two teams exchanged field goals before the Saints recorded a touchdown in a last-minute effort to pull off the come-from-behind win, but their efforts fell short after Rams WR Sammy Watkins covered the Saints onside attempt with less than two minutes left in the ball game. The Rams defense held Brees to 246 yards passing and sacked him three times.

### STARTING LINEUPS

#### NEW ORLEANS SAINTS

WR 13	M. Thomas	RDE 93	D. Onyemata
LT 72	T. Armstead	RDT 95	T. Davison
LG 75	A. Peat	LDT 98	S. Rankins
C 60	M. Unger	LDE 94	C. Jordan
RG 67	L. Warford	WILL 52	C. Robertson
RT 71	R. Ramczyk	SAM 53	A. Klein
TE 89	J. Hill	RCB 21	D. Harris
WR 19	T. Ginn	SS 32	K. Vaccaro
QB 9	D. Brees	FS 43	M. Williams
RB 22	M. Ingram	CB 48	V. Bell
FB 41	A. Kamara	LCB 26	P. Williams

#### LOS ANGELES RAMS

WR 11	T. Austin	DE 90	M. Brockers
TE 89	T. Higbee	DE 93	E. Westbrooks
LT 77	A. Whitworth	DT 99	A. Donald
LG 76	R. Saffold	OLB 94	R. Quinn
C 65	J. Sullivan	OLB 98	C. Barwin
RG 68	J. Brown	ILB 52	A. Ogletree
RT 79	R. Havenstein	ILB 26	M. Barron
WR 12	S. Watkins	LCB 22	T. Johnson
WR 83	J. Reynolds	RCB 21	K. Webster
QB 16	J. Goff	SS 43	J. Johnson III
RB 30	T. Gurley II	FS 20	L. Joyner

**LOS ANGELES SUBSTITUTIONS:** K 4 G. Zuerlein, P 6 J. Hekker, WR 10 P. Cooper, WR 18 C. Kupp, DB 24 B. Countess, CB 32 T. Hill, RB 33 J. Davis, CB 36 D. Hatfield, S 41 M. Christian, LS 44 J. McQuaide, CB 47 K. Peterson, OLB 50 S. Ebukam, LB 54 B. Hager, OLB 58 C. Littleton, T 63 D. Williams, C 66 A. Blythe, TE 81 G. Everett, TE 86 D. Carrier, WR 88 M. Thomas, DT 92 T. Smart, DT 95 T. Walker, OLB 96 M. Longacre, DE 97 M. Fox

**LOS ANGELES DID NOT PLAY:** QB 14 S. Mannion

**LOS ANGELES INACTIVES:** QB 8 B. Allen, WR 17 R. Woods, CB 23 N. Robey-Coleman, RB 25 L. Dunbar, RB 34 M. Brown, OLB 51 E. Price, T 73 C. Lucas

### SCORING SUMMARY

	1	2	3	4	OT	TOTAL	FIELD GOALS
<b>VISITOR</b> New Orleans Saints	7	3	0	10	-	20	(50), (21)
<b>HOME</b> Los Angeles Rams	10	7	3	6	-	26	(50), 63SH, (46), (49), (26)

TEAM	Qtr	Clock	Play (Extra Point) (Drive Info)	Visitor	Home
Rams	1	10:53	S. Watkins 5 yd. pass from J. Goff (G. Zuerlein Kick) (7-59, 4:07)	0	7
Rams	1	3:02	G. Zuerlein 50 yd. Field Goal (11-51, 5:28)	0	10
Saints	1	2:14	A. Kamar 74 yd. run (W. Lutz kick) (2-75, 0:48)	7	10
Rams	2	4:22	J. Reynolds 7 yd. pass from J. Goff (G. Zuerlein Kick) (8-86, 4:18)	7	17
Saints	2	0:58	W. Lutz 50 yd. Field Goal (8-44, 3:24)	10	17
Rams	3	3:37	G. Zuerlein 46 yd. Field Goal (7-59, 3:13)	10	20
Rams	4	14:11	G. Zuerlein 49 yd. Field Goal (6-50, 3:20)	10	23
Saints	4	10:05	W. Lutz 21 yd. Field Goal (10-72, 4:06)	13	23
Rams	4	2:27	G. Zuerlein 26 yd. Field Goal (13-67, 5:28)	13	26
Saints	4	1:45	A. Kamara 15 yd. pass from D. Brees (W. Lutz kick) (6-75, 0:42)	20	26



# FINAL TEAM STATISTICS

	SAINTS	RAMS
<b>TOTAL FIRST DOWNS</b>	<b>14</b>	<b>24</b>
By Rushing	2	6
By Passing	10	14
By Penalty	2	4
<b>THIRD DOWN EFFICIENCY</b>	<b>3-13-23%</b>	<b>3-14-21%</b>
<b>FOURTH DOWN EFFICIENCY</b>	<b>1-1-100%</b>	<b>0-0-0%</b>
<b>TOTAL NET YARDS</b>	<b>346</b>	<b>415</b>
Total Offensive Plays	52	73
Average gain per offensive play	6.7	5.7
<b>NET YARDS RUSHING</b>	<b>123</b>	<b>88</b>
Total Rushing Plays	17	25
Average gain per rushing play	7.2	3.5
Tackles for a loss-number and yards	0-0	0-0
<b>NET YARDS PASSING</b>	<b>223</b>	<b>327</b>
Times thrown - yards lost attempting to pass	3-23	4-27
Gross yards passing	246	354
<b>PASS ATTEMPTS-COMP-HAD INT</b>	<b>21-22-0</b>	<b>44-28-1</b>
Avg gain per pass play	6.4	6.8
<b>KICKOFFS Number-In End Zone-TBs</b>	<b>5-2-0</b>	<b>7-7-7</b>
<b>PUNTS Number and Average</b>	<b>7-53.0</b>	<b>3-46.0</b>
Had Blocked	0	0

	SAINTS	RAMS
<b>FGs - PATs Had Blocked</b>	<b>0-0</b>	<b>0-0</b>
Net Punting Average	44.6	46.0
<b>TOTAL RETURN YARDAGE (W/O KOR)</b>	<b>0</b>	<b>59</b>
No. and Yards Punt Returns	0-0	3-59
No. and Yards Kickoff Returns	0-0	4-110
No. and Yards Interception Returns	1-0	0-0
<b>PENALTIES Number and Yards</b>	<b>7-112</b>	<b>9-90</b>
<b>FUMBLES Number and Lost</b>	<b>1-0</b>	<b>1-0</b>
<b>TOUCHDOWNS</b>	<b>2</b>	<b>2</b>
Rushing	1	0
Passing	1	2
Returns	0	0
Other (Blocked Kicks, etc.)	0	0
<b>EXTRA POINTS Made-Attempts</b>	<b>2-2</b>	<b>2-2</b>
Kicking Made-Attempts	2-2	2-2
<b>FIELD GOALS Made-Attempts</b>	<b>2-2</b>	<b>4-5</b>
<b>RED ZONE EFFICIENCY</b>	<b>1-2-50%</b>	<b>2-4-50%</b>
<b>GOAL TO GO EFFICIENCY</b>	<b>0-1-0%</b>	<b>2-2-100%</b>
<b>SAFETIES</b>	<b>0</b>	<b>0</b>
<b>FINAL SCORE</b>	<b>20</b>	<b>26</b>
<b>TIME OF POSSESSION</b>	<b>24:34</b>	<b>35:26</b>

# FINAL INDIVIDUAL STATISTICS

NEW ORLEANS SAINTS										
<b>RUSHING</b>	ATT	YDS	AVG	LG	TD					
A. Kamara	5	87	17.4	74t	1					
M. Ingram	11	31	2.8	7	0					
D. Brees	1	5	5.0	5	0					
<b>Total</b>	<b>17</b>	<b>123</b>	<b>7.2</b>	<b>74t</b>	<b>1</b>					
<b>PASSING</b>	ATT	CMP	YDS	SK/YD	TD	LG	IN	RT.		
D. Brees	32	22	246	3/23	1	33	0	101.8		
<b>Total</b>	<b>32</b>	<b>22</b>	<b>246</b>	<b>3/23</b>	<b>1</b>	<b>33</b>	<b>0</b>	<b>101.8</b>		
<b>RECEIVING</b>	NO	YDS	AVG	LG	TD					
T. Ginn	7	71	10.1	25	0					
A. Kamara	6	101	16.8	33	1					
M. Thomas	5	52	10.4	24	0					
M. Ingram	2	5	2.5	5	0					
W. Snead	1	9	9.0	9	0					
C. Fleener	1	8	8.0	8	0					
<b>Total</b>	<b>22</b>	<b>246</b>	<b>11.2</b>	<b>33</b>	<b>1</b>					
<b>INTERCEPTIONS</b>	NO	YDS	AVG	LG	TD					
P. Williams	1	0	0.0	0	0					
<b>Total</b>	<b>1</b>	<b>0</b>	<b>0.0</b>	<b>0</b>	<b>0</b>					
<b>PUNTING</b>	NO	YDS	AVG	NET	TB/I20	LG				
T. Morstead	7	371	53.0	44.6	0/2	67				
<b>Total</b>	<b>7</b>	<b>371</b>	<b>53.0</b>	<b>44.6</b>	<b>0/2</b>	<b>67</b>				
<b>PUNT RETURNS</b>	NO	YDS	AVG	FC	LG	TD				
T. Lewis	0	0	0.0	2	0	0				
[OUT OF BOUNDS]	1	0	0.0	0	0	0				
<b>Total</b>	<b>0</b>	<b>0</b>	<b>0.0</b>	<b>2</b>	<b>0</b>	<b>0</b>				
<b>KICKOFF RETURNS</b>	NO	YDS	AVG	FC	LG	TD				
[TOUCHBACK]	7	0	0.0	0	0	0				
<b>Total</b>	<b>0</b>	<b>0</b>	<b>0.0</b>	<b>0</b>	<b>0</b>	<b>0</b>				

LOS ANGELES RAMS										
<b>RUSHING</b>	ATT	YDS	AVG	LG	TD					
T. Gurley II	17	74	4.4	14	0					
T. Austin	5	17	3.4	10	0					
J. Goff	3	-3	-1.0	-1	0					
<b>Total</b>	<b>25</b>	<b>88</b>	<b>3.5</b>	<b>14</b>	<b>0</b>					
<b>PASSING</b>	ATT	CMP	YDS	SK/YD	TD	LG	IN	RT.		
J. Goff	43	28	354	4/27	2	53	1	96.5		
C. Kupp	1	0	0	0/0	0	0	0	39.6		
<b>Total</b>	<b>44</b>	<b>28</b>	<b>354</b>	<b>4/27</b>	<b>2</b>	<b>53</b>	<b>1</b>	<b>94.3</b>		
<b>RECEIVING</b>	NO	YDS	AVG	LG	TD					
C. Kupp	8	116	14.5	53	0					
S. Watkins	4	82	20.5	31	1					
T. Gurley II	4	54	13.5	31	0					
J. Reynolds	4	37	9.3	14	1					
T. Higbee	3	48	16.0	38	0					
T. Austin	3	-1	-0.3	4	0					
P. Cooper	1	9	9.0	9	0					
G. Everett	1	9	9.0	9	0					
<b>Total</b>	<b>28</b>	<b>354</b>	<b>12.6</b>	<b>53</b>	<b>2</b>					
<b>INTERCEPTIONS</b>	NO	YDS	AVG	LG	TD					
<b>Total</b>	<b>0</b>	<b>0</b>	<b>0.0</b>	<b>0</b>	<b>0</b>					
<b>PUNTING</b>	NO	YDS	AVG	NET	TB/I20	LG				
J. Hekker	3	138	46.0	46.0	0/3	50				
<b>Total</b>	<b>3</b>	<b>138</b>	<b>46.0</b>	<b>46.0</b>	<b>0/3</b>	<b>50</b>				
<b>PUNT RETURNS</b>	NO	YDS	AVG	FC	LG	TD				
P. Cooper	3	59	19.7	2	40	0				
<b>Total</b>	<b>3</b>	<b>59</b>	<b>19.7</b>	<b>2</b>	<b>40</b>	<b>0</b>				
<b>KICKOFF RETURNS</b>	NO	YDS	AVG	FC	LG	TD				
P. Cooper	4	110	27.5	0	40	0				
<b>Total</b>	<b>4</b>	<b>110</b>	<b>27.5</b>	<b>0</b>	<b>40</b>	<b>0</b>				

# DEFENSIVE STATISTICS (BASED ON COACHES' FILM REVIEW)

PLAYER	T	S	A	S-YDS	I-YDS	PD	FF	FR
A. Ogletree	10	8	2	0-0	0-0	1	0	0
T. Johnson	6	5	1	0-0	0-0	1	0	0
M. Barron	6	4	2	0-0	0-0	2	0	0
J. Johnson III	6	6	0	0-0	0-0	0	0	0
R. Quinn	5	3	2	1.0-6.0	0-0	0	1	0
A. Donald	5	3	2	1.0-6.0	0-0	0	0	0
K. Webster	4	4	0	0-0	0-0	2	0	0

PLAYER	T	S	A	S-YDS	I-YDS	PD	FF	FR
M. Brockers	4	2	2	0-0	0-0	0	0	0
S. Ebukam	2	1	1	1.0-11.0	0-0	0	0	0
T. Walker	2	2	0	0-0	0-0	0	0	0
L. Joyner	1	1	0	0-0	0-0	1	0	0
B. Countess	1	1	0	0-0	0-0	0	0	0
E. Westbrook	1	0	1	0-0	0-0	0	0	0
C. Barwin	1	0	1	0-0	0-0	0	0	0
<b>TOTAL</b>	<b>54</b>	<b>40</b>	<b>14</b>	<b>3.0-23.0</b>	<b>0-0</b>	<b>7</b>	<b>1</b>	<b>0</b>





**WEATHER: Indoors - ATTENDANCE: 63,986 - TIME: 3:03**

For the second time during the 2017 season, the Los Angeles Rams recorded an interception on their opponents' first play from scrimmage as S Lamarcus Joyner snared his third interception of the season and his career on Cardinals QB Blane Gabbert's first pass of the day. Joyner returned it 46 yards to the Arizona 23-yard line, leading to a one-yard touchdown pass from QB Jared Goff to rookie TE Gerald Everett on a 4th-and-1 attempt from the one-yard line to take a 9-0 lead with 7:51 remaining in the first quarter. The special teams unit was firing on all cylinders as K Greg Zuerlein connected on 4-of-4 field goal attempts, including a 56 yarder, while the Rams blocked a Cardinals field goal and extra point attempt. P Johnny Hekker finished the contest with four punts for 207 yards and a 48.8 net yard average. Hekker's biggest punt of the day came in the third quarter, when he was able to boot a 70-yard punt from his team's own end zone to the Cardinals 21-yard line. WR/Returner Pharoh Cooper fielded four punts and tallied 60 yards on punt return, including a 30-yard return on the possession following Hekker's 70-yard bomb. RB Todd Gurley II recorded 158 yards from scrimmage, his second-highest output of the season, with 74 yards rushing and 84 yards receiving. LB Alec Ogletree recorded his second-career pick six after he secured a Gabbert Pass and returned it 41-yards to the end zone. DTs Michael Brockers and Tyrann Walker blocked a field goal and an extra point, respectively.

### STARTING LINEUPS

#### LOS ANGELES RAMS

WR 11	T. Austin	DE 90	M. Brockers
TE 89	T. Higbee	DE 93	E. Westbrooks
LT 77	A. Whitworth	DT 99	A. Donald
LG 76	R. Saffold	OLB 94	R. Quinn
C 65	J. Sullivan	OLB 50	S. Ebukam
RG 68	J. Brown	ILB 52	A. Ogletree
RT 79	R. Havenstein	ILB 26	M. Barron
WR 12	S. Watkins	LCB 22	T. Johnson
WR 18	C. Kupp	RCB 21	K. Webster
QB 16	J. Goff	SS 43	J. Johnson III
RB 30	T. Gurley II	FS 20	L. Joyner

#### ARIZONA CARDINALS

WR 11	L. Fitzgerald	DL 72	O. Pierre
LT 68	J. Veldheer	DL 92	F. Rucker
LG 75	A. Boone	SAM 55	C. Jones
C 53	A. Shipley	\$LB 57	J. Bynes
RG 71	E. Watford	ILB 56	K. Dansby
RT 73	J. Wetzel	WILL 96	K. Martin
TE 87	T. Niklas	LCB 21	P. Peterson
WR 14	J. Nelson	RCB 25	T. Williams
QB 7	B. Gabbert	SS 36	B. Baker
RB 33	K. Williams	FS 32	T. Mathieu
TE 84	J. Gresham	DB 41	A. Bethea

**LOS ANGELES SUBSTITUTIONS:** K 4 G. Zuerlein, P 6 J. Hekker, WR 10 P. Cooper, CB 23 N. Robey-Coleman, DB 24 B. Countess, RB 25 L. Dunbar, CB 32 T. Hill, CB 36 D. Hatfield, S 41 M. Christian, LS 44 J. McQuaide, OLB 53 C. Thompson, LB 54 B. Hager, OLB 58 C. Littleton, T 63 D. Williams, C 66 A. Blythe, TE 81 G. Everett, WR 83 J. Reynolds, TE 86 D. Carrier, WR 88 M. Thomas, DT 92 T. Smart, DT 95 T. Walker, OLB 96 M. Longacre, DE 97 M. Fox

**LOS ANGELES DID NOT PLAY:** QB 14 S. Mannion

**LOS ANGELES INACTIVES:** QB 8 B. Allen, WR 17 R. Woods, RB 33 J. Davis, RB 34 M. Brown, CB 47 K. Peterson, T 73 C. Lucas, OLB 98 C. Barwin

### SCORING SUMMARY

	1	2	3	4	OT	TOTAL	FIELD GOALS
<b>VISITOR</b> Los Angeles Rams	16	3	7	6	-	32	(56), (20), (24), (41)
<b>HOME</b> Arizona Cardinals	0	13	0	3	-	16	(54), 45B

TEAM	Qtr	Clock	Play (Extra Point) (Drive Info)	Visitor	Home
Rams	1	11:41	G. Zuerlein 56 yd. Field Goal (6-31, 3:19)	3	0
Rams	1	7:51	G. Everett 1 yd. pass from J. Goff (kick failed, WL) (7-23, 3:30)	9	0
Rams	1	2:45	A. Ogletree 41 yd. interception return (G. Zuerlein kick)	16	0
Cardinals	2	7:38	E. Penny 1 yd. run (P. Dawson Kick) (9-67, 6:07)	16	7
Cardinals	2	3:25	L. Fitzgerald 15 yd. pass from B. Gabbert (kick blocked) (9-67, 6:07)	16	13
Rams	2	0:00	G. Zuerlein 20 yd. Field Goal (9-78, 3:25)	19	13
Rams	3	5:07	S. Watkins 11 yd. pass from J. Goff (G. Zuerlein kick) (6-30, 3:00)	26	13
Cardinals	4	14:55	P. Dawson 54 yd. Field Goal (10-46, 5:12)	26	16
Rams	4	6:18	G. Zuerlein 24 yd. Field Goal (8-52, 4:34)	29	16
Rams	4	1:55	G. Zuerlein 41 yd. Field Goal (7-31, 2:34)	32	16





# FINAL TEAM STATISTICS

	RAMS	CARDINALS		RAMS	CARDINALS
<b>TOTAL FIRST DOWNS</b>	18	19	<b>FGs - PATs Had Blocked</b>	0-0	1-1
By Rushing	4	6	Net Punting Average	48.8	34.8
By Passing	13	12	<b>TOTAL RETURN YARDAGE (W/O KOR)</b>	147	19
By Penalty	1	1	No. and Yards Punt Returns	4-60	2-12
<b>THIRD DOWN EFFICIENCY</b>	3-11-27%	7-15-47%	No. and Yards Kickoff Returns	4-49	2-33
<b>FOURTH DOWN EFFICIENCY</b>	1-1-100%	0-0-0%	No. and Yards Interception Returns	2-87	1-7
<b>TOTAL NET YARDS</b>	303	312	<b>PENALTIES Number and Yards</b>	7-36	4-25
Total Offensive Plays	56	62	<b>FUMBLES Number and Lost</b>	1-0	1-0
Average gain per offensive play	5.4	5.0	<b>TOUCHDOWNS</b>	3	2
<b>NET YARDS RUSHING</b>	90	118	Rushing	0	1
Total Rushing Plays	24	24	Passing	2	1
Average gain per rushing play	3.8	4.9	Returns	1	0
Tackles for a loss-number and yards	2-4	0-0	Other (Blocked Kicks, etc.)	0	0
<b>NET YARDS PASSING</b>	213	194	<b>EXTRA POINTS Made-Attempts</b>	2-3	1-2
Times thrown - yards lost attempting to pass	1-7	6-27	Kicking Made-Attempts	2-3	1-2
Gross yards passing	220	221	<b>FIELD GOALS Made-Attempts</b>	4-4	1-2
<b>PASS ATTEMPTS-COMP-HAD INT</b>	31-21-1	32-18-2	<b>RED ZONE EFFICIENCY</b>	2-4-50%	2-2-100%
Avg gain per pass play	6.7	5.1	<b>GOAL TO GO EFFICIENCY</b>	2-3-67%	1-1-100%
<b>KICKOFFS Number-In End Zone-TBs</b>	7-6-5	4-1-0	<b>SAFETIES</b>	0	0
<b>PUNTS Number and Average</b>	4-51.8	5-50.8	<b>FINAL SCORE</b>	32	16
Had Blocked	0	0	<b>TIME OF POSSESSION</b>	28:58	31:02

# FINAL INDIVIDUAL STATISTICS

LOS ANGELES RAMS						ARIZONA CARDINALS											
RUSHING	ATT	YDS	AVG	LG	TD	RUSHING	ATT	YDS	AVG	LG	TD						
T. Gurley II	19	74	3.9	14	0	K. Williams	16	97	6.1	25	0						
T. Austin	3	8	2.7	4	0	B. Gabbert	4	12	3.0	5	0						
P. Cooper	1	6	6.0	6	0	D. Foster	2	5	2.5	4	0						
J. Goff	1	2	2.0	2	0	E. Penny	2	4	2.0	3	1						
<b>Total</b>	<b>24</b>	<b>90</b>	<b>3.8</b>	<b>14</b>	<b>0</b>	<b>Total</b>	<b>24</b>	<b>118</b>	<b>4.9</b>	<b>25</b>	<b>1</b>						
PASSING	ATT	CMP	YDS	SK/YD	TD	LG	IN	RT.	PASSING	ATT	CMP	YDS	SK/YD	TD	LG	IN	RT.
J. Goff	31	21	220	1/7	2	33	1	96.2	B. Gabbert	32	18	221	6/27	1	27	2	62.1
<b>Total</b>	<b>31</b>	<b>21</b>	<b>220</b>	<b>1/7</b>	<b>2</b>	<b>33</b>	<b>1</b>	<b>96.2</b>	<b>Total</b>	<b>32</b>	<b>18</b>	<b>221</b>	<b>6/27</b>	<b>1</b>	<b>27</b>	<b>2</b>	<b>62.1</b>
RECEIVING	NO	YDS	AVG	LG	TD	RECEIVING	NO	YDS	AVG	LG	TD						
T. Gurley II	6	84	14.0	33	0	L. Fitzgerald	10	98	9.8	20	1						
C. Kupp	5	68	13.6	25	0	R. Seals-Jones	2	44	22.0	27	0						
S. Watkins	3	38	12.7	14	1	J. Nelson	2	42	21.0	26	0						
G. Everett	2	7	3.5	6	1	D. Foster	2	20	10.0	16	0						
J. Reynolds	2	6	3.0	3	0	J. Gresham	2	17	8.5	13	0						
D. Carrier	1	14	14.0	14	0	<b>Total</b>	<b>18</b>	<b>221</b>	<b>12.3</b>	<b>27</b>	<b>1</b>						
T. Higbee	1	6	6.0	6	0	INTERCEPTIONS	NO	YDS	AVG	LG	TD						
P. Cooper	1	-3	-3.0	-3	0	K. Martin	1	7	7.0	7	0						
<b>Total</b>	<b>21</b>	<b>220</b>	<b>10.5</b>	<b>33</b>	<b>2</b>	<b>Total</b>	<b>1</b>	<b>7</b>	<b>7.0</b>	<b>7</b>	<b>0</b>						
INTERCEPTIONS	NO	YDS	AVG	LG	TD	PUNTING	NO	YDS	AVG	NET	TB/20	LG					
L. Joyner	1	46	46.0	46	0	A. Lee	5	254	50.8	34.8	1/1	60					
A. Ogletree	1	41	41.0	41	1	<b>Total</b>	<b>5</b>	<b>254</b>	<b>50.8</b>	<b>34.8</b>	<b>1/1</b>	<b>60</b>					
<b>Total</b>	<b>2</b>	<b>87</b>	<b>43.5</b>	<b>46</b>	<b>1</b>	PUNT RETURNS	NO	YDS	AVG	FC	LG	TD					
PUNTING	NO	YDS	AVG	NET	TB/20	LG	P. Peterson	2	12	6.0	0	10	0				
J. Hekker	4	207	51.8	48.8	0/0	70	B. Golden	0	0	0.0	1	0	0				
<b>Total</b>	<b>4</b>	<b>207</b>	<b>51.8</b>	<b>48.8</b>	<b>0/0</b>	<b>70</b>	[OUT OF BOUNDS]	1	0	0.0	0	0	0				
PUNT RETURNS	NO	YDS	AVG	FC	LG	TD	<b>Total</b>	<b>2</b>	<b>12</b>	<b>6.0</b>	<b>1</b>	<b>10</b>	<b>0</b>				
P. Cooper	4	60	15.0	0	30	0	KICKOFF RETURNS	NO	YDS	AVG	FC	LG	TD				
<b>Total</b>	<b>4</b>	<b>60</b>	<b>15.0</b>	<b>0</b>	<b>30</b>	<b>0</b>	B. Golden	2	33	16.5	0	19	0				
KICKOFF RETURNS	NO	YDS	AVG	FC	LG	TD	[TOUCHBACK]	5	0	0.0	0	0	0				
P. Cooper	2	34	17.0	0	21	0	<b>Total</b>	<b>2</b>	<b>33</b>	<b>16.5</b>	<b>0</b>	<b>19</b>	<b>0</b>				
M. Thomas	1	15	15.0	0	15	0											
M. Longacre	1	0	0.0	0	0	0											
<b>Total</b>	<b>4</b>	<b>49</b>	<b>12.3</b>	<b>0</b>	<b>21</b>	<b>0</b>											

# DEFENSIVE STATISTICS (BASED ON COACHES' FILM REVIEW)

PLAYER	T	S	A	S-YDS	I-YDS	PD	FF	FR	PLAYER	T	S	A	S-YDS	I-YDS	PD	FF	FR
J. Johnson III	8	6	2	0-0	0-0	2	0	0	B. Hager	4	1	3	1.0-4.0	0-0	1	0	0
L. Joyner	7	5	2	0-0	1-46	3	0	0	A. Donald	4	3	1	2.0-12.0	0-0	0	0	0
T. Johnson	7	7	0	0-0	0-0	1	0	0	R. Quinn	3	3	0	2.0-7.0	0-0	0	0	0
S. Ebukam	7	3	4	0-0	0-0	0	0	0	M. Fox	2	2	1	0-0	0-0	0	0	0
M. Barron	6	4	2	0-0	0-0	0	0	0	K. Webster	2	2	0	0-0	0-0	1	0	0
M. Brockers	5	3	2	0-0	0-0	0	0	0	M. Longacre	2	2	0	1.0-4.0	0-0	0	0	0
E. Westbrooks	5	3	2	1.0-5.0	0-0	0	0	0	N. Robey-Coleman	1	0	0	0-0	0-0	1	0	0
									A. Ogletree	1	1	0	0-0	1-41	0	0	0
									<b>TOTAL</b>	<b>65</b>	<b>46</b>	<b>19</b>	<b>7.0-32.0</b>	<b>2-87</b>	<b>9</b>	<b>0</b>	<b>0</b>





**WEATHER: Cloudy, 83 degrees - ATTENDANCE: 67,752 - TIME: 3:33**

The Los Angeles Rams forced a turnover on the opponent's opening drive for the sixth time through the first 13 games of the 2017 season as CB Kayvon Webster intercepted a pass from Eagles QB Carson Wentz, which resulted in a RB Todd Gurley II touchdown 56 seconds later to give L.A. a 7-0 lead two minutes into the contest. The Eagles responded with 21 points of their own before WR Cooper Kupp scored his fourth touchdown of the season and Philly K Jake Elliot connected on a 22-yard field goal giving the Eagles a 24-14 lead heading into intermission. As has been the case all season, the Rams outscored the Eagles in the third quarter, 14-7, including two touchdowns in the first five minutes of the second half. WR Sammy Watkins scored his sixth touchdown in seven games. The L.A. special teams unit continued their block party, for the second-straight week the teams unit blocked some type of kicking attempt by the opposing team. This week, WR Michael Thomas blocked a P Donnie Jones punt, DB Blake Countess recovered the block and returned it 16 yards for the score, the second blocked punt returned for a touchdown by the Rams this season. A 33-yard field goal with 3:45 remaining in the game gave Philadelphia a 37-35 lead following a strip sack by Eagles DE and former Ram Chris Long. The Rams had one final chance at a last-second score as WR/Returner Pharoh Cooper fielded a punt with one second left on the clock. L.A. lateralled the ball to WR Tavon Austin who ended up fumbling, and was returned for a score by the Eagles as time expired, giving the Eagles the 43-35 win.

### STARTING LINEUPS

#### PHILADELPHIA EAGLES

WR 17	A. Jeffery	DE 75	V. Curry
LT 72	H. Vaitai	DT 93	T. Jernigan
LG 61	S. Wisniewski	DT 91	F. Cox
C 62	J. Kelce	DE 55	B. Graham
RG 79	B. Brooks	OLB 95	M. Kendricks
RT 65	L. Johnson	MLB 53	N. Bradham
TE 87	B. Celek	CB 21	P. Robinson
WR 13	N. Agholor	CB 31	J. Mills
WR 82	T. Smith	CB 41	R. Darby
RB 29	L. Blount	S 23	R. McLeod
QB 11	C. Wentz	S 27	M. Jenkins

#### LOS ANGELES RAMS

WR 11	T. Austin	DE 90	M. Brockers
TE 89	T. Higbee	DE 93	E. Westbrook
LT 77	A. Whitworth	DT 99	A. Donald
LG 76	R. Saffold	OLB 94	R. Quinn
C 65	J. Sullivan	ILB 58	C. Littleton
RG 68	J. Brown	ILB 52	A. Ogletree
RT 79	R. Havenstein	ILB 26	M. Barron
WR 12	S. Watkins	LCB 22	T. Johnson
WR 18	C. Kupp	RCB 21	K. Webster
QB 16	J. Goff	CB 23	N. Robey-Coleman
RB 30	T. Gurley II	FS 20	L. Joyner

**LOS ANGELES SUBSTITUTIONS:** K 4 G. Zuerlein, P 6 J. Hekker, WR 10 P. Cooper, DB 24 B. Countess, CB 32 T. Hill, RB 34 M. Brown, S 41 M. Christian, S 43 J. Johnson III, LS 44 J. McQuaide, CB 47 K. Peterson, OLB 50 S. Ebukam, LB 54 B. Hager, LB 55 C. Lynch, T 63 D. Williams, C 66 A. Blythe, TE 81 G. Everett, WR 83 J. Reynolds, TE 86 D. Carrier, WR 88 M. Thomas, DT 92 T. Smart, DT 95 T. Walker, OLB 96 M. Longacre, DE 97 M. Fox

**LOS ANGELES DID NOT PLAY:** QB 14 S. Mannion

**LOS ANGELES INACTIVES:** QB 8 B. Allen, WR 17 R. Woods, RB 25 L. Dunbar, RB 33 J. Davis, OLB 53 C. Thompson, T 73 C. Lucas, OLB 98 C. Barwin

### SCORING SUMMARY

	1	2	3	4	OT	TOTAL	FIELD GOALS
<b>VISITOR</b> Philadelphia Eagles	14	10	7	12	-	43	(22), (41), (33)
<b>HOME</b> Los Angeles Rams	7	7	14	7	-	35	

TEAM	Qtr	Clock	Play (Extra Point) (Drive Info)	Visitor	Home
Rams	1	13:00	T. Gurley 2 yd. run (G. Zuerlein kick) (3-37, 0:56)	0	7
Eagles	1	8:44	B. Celek 5 yd. pass from C. Wentz (J. Elliot kick) (8-75, 4:16)	7	7
Eagles	1	2:54	T. Burton 20 yd. pass from C. Wentz (J. Elliot kick) (7-88, 3:43)	14	7
Eagles	2	11:10	T. Burton 11 yd. pass from C. Wentz (J. Elliot kick) (11-80, 4:32)	21	7
Rams	2	9:24	C. Kupp 6 yd. pass from J. Goff (G. Zuerlein kick) (6-75, 1:46)	21	14
Eagles	2	0:09	J. Elliot 22 yd. Field Goal (10-80, 1:40)	24	14
Rams	3	11:41	S. Watkins 1 yd. pass from J. Goff (G. Zuerlein kick) (6-71, 3:19)	24	21
Rams	3	10:07	B. Countess 16 yd. return of blocked punt (G. Zuerlein kick)	24	28
Eagles	3	2:20	A. Jeffery 2 yd. pass from C. Wentz (J. Elliot kick) (15-75, 7:47)	31	28
Rams	4	13:58	T. Gurley 1 yd. run (G. Zuerlein kick) (7-75, 3:22)	31	35
Eagles	4	9:54	J. Elliot 41 yd. Field Goal (10:52, 4:04)	34	35
Eagles	4	3:45	J. Elliot 33 yd. Field Goal (7-10, 4:28)	37	35
Eagles	4	0:00	B. Graham 16 yd. fumble return (run failed)	43	35



## FINAL TEAM STATISTICS

	EAGLES	RAMS		EAGLES	RAMS
<b>TOTAL FIRST DOWNS</b>	<b>29</b>	<b>17</b>	<b>FGs - PATs Had Blocked</b>	<b>0-0</b>	<b>0-0</b>
By Rushing	5	6	Net Punting Average	36.3	50.2
By Passing	18	8	<b>TOTAL RETURN YARDAGE (W/O KOR)</b>	<b>11</b>	<b>-3</b>
By Penalty	6	3	No. and Yards Punt Returns	3-11	1--3
<b>THIRD DOWN EFFICIENCY</b>	<b>8-20-40%</b>	<b>2-7-29%</b>	No. and Yards Kickoff Returns	0-0	4-74
<b>FOURTH DOWN EFFICIENCY</b>	<b>2-2-100%</b>	<b>0-0-0%</b>	No. and Yards Interception Returns	0-0	1-0
<b>TOTAL NET YARDS</b>	<b>455</b>	<b>307</b>	<b>PENALTIES Number and Yards</b>	<b>10-67</b>	<b>7-102</b>
Total Offensive Plays	85	45	<b>FUMBLES Number and Lost</b>	<b>1-0</b>	<b>2-2</b>
Average gain per offensive play	5.4	6.8	<b>TOUCHDOWNS</b>	<b>5</b>	<b>5</b>
<b>NET YARDS RUSHING</b>	<b>139</b>	<b>109</b>	Rushing	0	2
Total Rushing Plays	32	17	Passing	4	2
Average gain per rushing play	4.3	6.4	Returns	1	0
Tackles for a loss-number and yards	4-4	2-4	Other (Blocked Kicks, etc.)	0	1
<b>NET YARDS PASSING</b>	<b>316</b>	<b>198</b>	<b>EXTRA POINTS Made-Attempts</b>	<b>4-5</b>	<b>5-5</b>
Times thrown - yards lost attempting to pass	2-17	2-1	Kicking Made-Attempts	4-4	5-5
Gross yards passing	333	199	<b>FIELD GOALS Made-Attempts</b>	<b>3-3</b>	<b>0-0</b>
<b>PASS ATTEMPTS-COMP-HAD INT</b>	<b>51-29-1</b>	<b>26-16-0</b>	<b>RED ZONE EFFICIENCY</b>	<b>3-5-60%</b>	<b>4-4-100%</b>
Avg gain per pass play	6.0	7.1	<b>GOAL TO GO EFFICIENCY</b>	<b>2-3-67%</b>	<b>3-3-100%</b>
<b>KICKOFFS Number-In End Zone-TBs</b>	<b>8-6-4</b>	<b>6-6-6</b>	<b>SAFETIES</b>	<b>0</b>	<b>0</b>
<b>PUNTS Number and Average</b>	<b>4-35.5</b>	<b>5-56.4</b>	<b>FINAL SCORE</b>	<b>43</b>	<b>35</b>
Had Blocked	1	0	<b>TIME OF POSSESSION</b>	<b>39:12</b>	<b>20:48</b>

## FINAL INDIVIDUAL STATISTICS

PHILADELPHIA EAGLES								LOS ANGELES RAMS									
<b>RUSHING</b>								<b>RUSHING</b>									
ATT	YDS	AVG	LG	TD				ATT	YDS	AVG	LG	TD					
J. Ajayi	15	78	5.2	19	0			T. Gurley II	13	96	7.4	30	2				
C. Clement	6	24	4.0	11	0			T. Austin	1	6	6.0	6	0				
C. Wentz	3	16	5.3	6	0			M. Brown	1	5	5.0	5	0				
L. Blount	7	12	1.7	4	0			J. Goff	2	2	1.0	3	0				
N. Foles	1	9	9.0	9	0			<b>Total</b>	<b>17</b>	<b>109</b>	<b>6.4</b>	<b>30</b>	<b>2</b>				
<b>Total</b>	<b>32</b>	<b>139</b>	<b>4.3</b>	<b>19</b>	<b>0</b>			<b>PASSING</b>	<b>ATT</b>	<b>CMP</b>	<b>YDS</b>	<b>SK/YD</b>	<b>TD</b>	<b>LG</b>	<b>IN</b>	<b>RT.</b>	
<b>PASSING</b>	<b>ATT</b>	<b>CMP</b>	<b>YDS</b>	<b>SK/YD</b>	<b>TD</b>	<b>LG</b>	<b>IN</b>	<b>RT.</b>	J. Goff	26	16	199	2/1	2	64	0	110.9
C. Wentz	41	23	291	1/10	4	46	1	100.8	<b>Total</b>	<b>26</b>	<b>16</b>	<b>199</b>	<b>2/1</b>	<b>2</b>	<b>64</b>	<b>0</b>	<b>110.9</b>
N. Foles	10	6	42	1/7	0	16	0	69.6	<b>RECEIVING</b>	<b>NO</b>	<b>YDS</b>	<b>AVG</b>	<b>LG</b>	<b>TD</b>			
<b>Total</b>	<b>51</b>	<b>29</b>	<b>333</b>	<b>2/17</b>	<b>4</b>	<b>46</b>	<b>1</b>	<b>94.6</b>	C. Kupp	5	118	23.6	64	1			
<b>RECEIVING</b>	<b>NO</b>	<b>YDS</b>	<b>AVG</b>	<b>LG</b>	<b>TD</b>				T. Gurley II	3	39	13.0	20	0			
N. Agholor	8	64	8.0	18	0			S. Watkins	3	21	7.0	15	1				
T. Smith	6	100	16.7	46	0			J. Reynolds	2	17	8.5	15	0				
T. Burton	5	71	14.2	20t	2			G. Everett	1	6	6.0	6	0				
A. Jeffery	5	52	10.4	15	1			M. Thomas	1	6	6.0	6	0				
L. Blount	2	11	5.5	7	0			P. Cooper	1	1	1.0	1	0				
C. Clement	1	28	28.0	28	0			T. Austin	1	-9	-9.0	-9	0				
B. Celek	1	5	5.0	5t	1			<b>Total</b>	<b>16</b>	<b>199</b>	<b>12.4</b>	<b>64</b>	<b>2</b>				
J. Ajayi	1	2	2.0	2	0			<b>INTERCEPTIONS</b>	<b>NO</b>	<b>YDS</b>	<b>AVG</b>	<b>LG</b>	<b>TD</b>				
<b>Total</b>	<b>29</b>	<b>333</b>	<b>11.5</b>	<b>46</b>	<b>4</b>			K. Webster	1	0	0.0	0	0				
<b>INTERCEPTIONS</b>	<b>NO</b>	<b>YDS</b>	<b>AVG</b>	<b>LG</b>	<b>TD</b>			<b>Total</b>	<b>1</b>	<b>0</b>	<b>0.0</b>	<b>0</b>	<b>0</b>				
<b>Total</b>	<b>0</b>	<b>0</b>	<b>0.0</b>	<b>0</b>	<b>0</b>			<b>PUNTING</b>	<b>NO</b>	<b>YDS</b>	<b>AVG</b>	<b>NET</b>	<b>TB/120</b>	<b>LG</b>			
<b>PUNTING</b>	<b>NO</b>	<b>YDS</b>	<b>AVG</b>	<b>NET</b>	<b>TB/120</b>	<b>LG</b>		J. Hekker	5	282	56.4	50.2	1/3	64			
D. Jones	3	142	47.3	36.3	0/1	62		<b>Total</b>	<b>5</b>	<b>282</b>	<b>56.4</b>	<b>50.2</b>	<b>1/3</b>	<b>64</b>			
<b>Total</b>	<b>3</b>	<b>142</b>	<b>47.3</b>	<b>36.3</b>	<b>0/1</b>	<b>62</b>		<b>PUNT RETURNS</b>	<b>NO</b>	<b>YDS</b>	<b>AVG</b>	<b>FC</b>	<b>LG</b>	<b>TD</b>			
<b>PUNT RETURNS</b>	<b>NO</b>	<b>YDS</b>	<b>AVG</b>	<b>FC</b>	<b>LG</b>	<b>TD</b>		P. Cooper	1	-3	-3.0	1	-3	0			
K. Barner	3	11	3.7	0	7	0		[DOWNED]	1	0	0.0	0	0	0			
[TOUCHBACK]	1	0	0.0	0	0	0		<b>Total</b>	<b>1</b>	<b>-3</b>	<b>-3.0</b>	<b>1</b>	<b>-3</b>	<b>0</b>			
[OUT OF BOUNDS]	1	0	0.0	0	0	0		<b>KICKOFF RETURNS</b>	<b>NO</b>	<b>YDS</b>	<b>AVG</b>	<b>FC</b>	<b>LG</b>	<b>TD</b>			
<b>Total</b>	<b>3</b>	<b>11</b>	<b>3.7</b>	<b>0</b>	<b>7</b>	<b>0</b>		P. Cooper	2	46	23.0	0	25	0			
<b>KICKOFF RETURNS</b>	<b>NO</b>	<b>YDS</b>	<b>AVG</b>	<b>FC</b>	<b>LG</b>	<b>TD</b>		D. Carrier	2	28	14.0	0	14	0			
[TOUCHBACK]	6	0	0.0	0	0	0		[TOUCHBACK]	4	0	0.0	0	0	0			
<b>Total</b>	<b>0</b>	<b>0</b>	<b>0.0</b>	<b>0</b>	<b>0</b>	<b>0</b>		<b>Total</b>	<b>4</b>	<b>74</b>	<b>18.5</b>	<b>0</b>	<b>25</b>	<b>0</b>			

## DEFENSIVE STATISTICS (BASED ON COACHES' FILM REVIEW)

PLAYER	T	S	A	S-YDS	I-YDS	PD	FF	FR	PLAYER	T	S	A	S-YDS	I-YDS	PD	FF	FR
J. Johnson III	13	6	7	0-0	0-0	2	0	0	T. Walker	4	4	0	0-0	0-0	0	0	0
A. Ogletree	11	7	4	0-0	0-0	1	0	0	K. Webster	3	3	0	0-0	1-0	1	0	0
M. Barron	9	6	3	0-0	0-0	0	0	0	M. Brockers	3	2	1	1.0-7.0	0-0	0	0	0
N. Robey-Coleman	7	7	0	0-0	0-0	3	0	0	T. Hill	2	2	0	0-0	0-0	0	0	0
S. Ebukam	7	3	4	0-0	0-0	0	0	0	K. Peterson	2	1	1	0-0	0-0	0	0	0
L. Joyner	6	2	4	0-0	0-0	0	0	0	R. Quinn	2	1	1	1.0-10.0	0-0	0	0	0
T. Johnson	4	2	2	0-0	0-0	3	0	0	M. Longacre	2	1	1	0-0	0-0	0	0	0
C. Littleton	4	3	1	0-0	0-0	0	0	0	A. Donald	2	2	0	0-0	0-0	0	0	0
<b>TOTAL</b>	<b>81</b>	<b>52</b>	<b>29</b>	<b>2.0-17.0</b>	<b>1-0</b>	<b>10</b>	<b>0</b>	<b>0</b>	<b>TOTAL</b>	<b>81</b>	<b>52</b>	<b>29</b>	<b>2.0-17.0</b>	<b>1-0</b>	<b>10</b>	<b>0</b>	<b>0</b>





**WEATHER: Cloudy, 47 degrees - ATTENDANCE: 69,077 - TIME: 3:14**

The Los Angeles Rams forced a turnover on their opponents' opening drive for the seventh time through the first 14 contests of the 2017 campaign as S Lamarcus Joyner forced a fumble that was recovered by LB Alec Ogletree. The Rams scored on back-to-back field goals to open the contest before WR/Returner Pharoh Cooper posted a career-best 53-yard punt return setting up a one yard touchdown run by RB Todd Gurley II, his first of four total touchdowns on the day (three rushing, one receiving). In a smothering defensive effort, L.A. held Seattle to four first downs, with 21 yards rushing and held Seahawks QB Russell Wilson to 85 yards passing in the first half and sacked him four times in the opening quarters. Gurley capped off a monster first half with a 57-yard touchdown with 28 seconds left in the first half, he went into intermission with 144 yards rushing (9.0 yards/rush) and three rushing touchdowns. The two teams exchanged touchdowns in the third quarter before the Rams pulled most of their starters early in the fourth quarter. The final points of the contest came from a penalty called on Wilson for intentional grounding for a pass that he threw from the end zone, the second safety of the season forced by the Rams defense. Gurley became the first running back in the NFL since 2010 to record three-plus rushing touchdowns and at least one receiving touchdown in a single game and is the first player to post four overall touchdowns in a single game this season. DT Aaron Donald finished the contest matching a career-best 3.0 sacks. Cooper finished with 128 punt return yards and 52 yards on kickoff return.

### STARTING LINEUPS

#### LOS ANGELES RAMS

WR 18	C. Kupp	DE 90	M. Brockers
TE 89	T. Higbee	NT 93	E. Westbrook
LT 77	A. Whitworth	DT 99	A. Donald
LG 76	R. Saffold	OLB 94	R. Quinn
C 65	J. Sullivan	OLB 98	C. Barwin
RG 68	J. Brown	ILB 52	A. Ogletree
RT 79	R. Havenstein	ILB 26	M. Barron
WR 12	S. Watkins	LCB 22	T. Johnson
WR 17	R. Woods	RCB 21	T. Hill
QB 16	J. Goff	FS 20	L. Joyner
RB 30	T. Gurley II	SS 43	J. Johnson III

#### SEATTLE SEAHAWKS

WR 89	D. Baldwin	LDE 72	M. Bennett
LT 76	D. Brown	LDT 90	J. Reed
LG 78	L. Joeckel	RDT 91	S. Richardson
C 68	J. Britt	RDE 55	F. Clark
RG 77	E. Pocic	CB 28	J. Coleman
RT 65	G. Ifedi	MLB 54	B. Wagner
TE 88	J. Graham	OLB 52	T. Garvin
TE 81	N. Vannett	LCB 41	B. Maxwell
QB 3	R. Wilson	RCB 26	S. Griffin
TE 82	L. Willson	SS 30	B. McDougald
RB 39	M. Davis	FS 29	E. Thomas

**LOS ANGELES SUBSTITUTIONS:** K 4 G. Zuerlein, P 6 J. Hekker, WR 10 P. Cooper, WR 11 T. Austin, QB 14 S. Mannion, CB 23 N. Robey-Coleman, DB 24 B. Countess, RB 34 M. Brown, S 41 M. Christian, LS 44 J. McQuaide, CB 47 K. Peterson, OLB 50 S. Ebukam, LB 54 B. Hager, OLB 58 C. Littleton, T 63 D. Williams, C 66 A. Blythe, TE 81 G. Everett, WR 83 J. Reynolds, TE 86 D. Carrier, WR 88 M. Thomas, DT 92 T. Smart, DT 95 T. Walker, OLB 96 M. Longacre, DE 97 M. Fox

**LOS ANGELES DID NOT PLAY:**

**LOS ANGELES INACTIVES:** QB 8 B. Allen, RB 25 L. Dunbar, DB 27 I. Johnson, RB 33 J. Davis, OLB 53 C. Thompson, LB 55 C. Lynch, T 73 C. Lucas

### SCORING SUMMARY

	1	2	3	4	OT	TOTAL	FIELD GOALS
<b>VISITOR</b> Los Angeles Rams	13	21	6	2	-	42	(36), (31)
<b>HOME</b> Seattle Seahawks	0	0	7	0	-	7	

TEAM	Qtr	Clock Time	Play (Extra Point) (Drive Info)	Visitor	Home
Rams	1	12:06	G. Zuerlein 36 yd. Field Goal (5-22, 1:30)	3	0
Rams	1	8:21	G. Zuerlein 31 yd. Field Goal (7-37, 2:39)	6	0
Rams	1	5:57	T. Gurley 1 yd. run (G. Zuerlein kick) (1-1, 0:03)	13	0
Rams	2	8:13	T. Gurley 1 yd. run (G. Zuerlein kick) (5-36, 2:02)	20	0
Rams	2	3:26	R. Woods 1 yd. pass from J. Goff (G. Zuerlein kick) (7-39, 4:01)	27	0
Rams	2	0:28	T. Gurley 57 yd. run (G. Zuerlein kick) (3-47, 0:51)	34	0
Rams	3	7:04	T. Gurley 14 yd. pass from J. Goff (kick failed) (7-46, 3:52)	40	0
Seahawks	3	1:23	L. Willson 26 yd. pass from R. Wilson (B. Walsh kick) (7-77, 1:48)	40	7
Rams	4	10:14	Penalty on R. Wilson enforced in end zone for a Safety	42	7



# FINAL TEAM STATISTICS

	<b>RAMS</b>	<b>SEAHAWKS</b>		<b>RAMS</b>	<b>SEAHAWKS</b>
<b>TOTAL FIRST DOWNS</b>	19	11	<b>FGs - PATs Had Blocked</b>	0-0	0-0
By Rushing	10	6	Net Punting Average	39.0	31.0
By Passing	9	4	<b>TOTAL RETURN YARDAGE (W/O KOR)</b>	128	18
By Penalty	0	1	No. and Yards Punt Returns	7-128	2-18
<b>THIRD DOWN EFFICIENCY</b>	6-16-38%	4-14-29%	No. and Yards Kickoff Returns	2-52	6-118
<b>FOURTH DOWN EFFICIENCY</b>	1-3-33%	0-0-0%	No. and Yards Interception Returns	0-0	1-0
<b>TOTAL NET YARDS</b>	352	149	<b>PENALTIES Number and Yards</b>	3-25	9-60
Total Offensive Plays	68	54	<b>FUMBLES Number and Lost</b>	2-0	3-2
Average gain per offensive play	5.2	2.8	<b>TOUCHDOWNS</b>	5	1
<b>NET YARDS RUSHING</b>	244	78	Rushing	3	0
Total Rushing Plays	43	17	Passing	2	1
Average gain per rushing play	5.7	4.6	Returns	0	0
Tackles for a loss-number and yards	3-8	1-2	Other (Blocked Kicks, etc.)	0	0
<b>NET YARDS PASSING</b>	108	71	<b>EXTRA POINTS Made-Attempts</b>	4-5	1-1
Times thrown - yards lost attempting to pass	2-16	7-71	Kicking Made-Attempts	4-5	1-1
Gross yards passing	124	142	<b>FIELD GOALS Made-Attempts</b>	2-2	0-0
<b>PASS ATTEMPTS-COMP-HAD INT</b>	23-15-1	30-14-0	<b>RED ZONE EFFICIENCY</b>	4-6-67%	0-0-0%
Avg gain per pass play	4.3	1.9	<b>GOAL TO GO EFFICIENCY</b>	3-3-100%	0-0-0%
<b>KICKOFFS Number-In End Zone-TBs</b>	8-3-1	3-1-1	<b>SAFETIES</b>	1	0
<b>PUNTS Number and Average</b>	5-42.6	9-47.4	<b>FINAL SCORE</b>	42	7
Had Blocked	0	0	<b>TIME OF POSSESSION</b>	36:46	23:14

# FINAL INDIVIDUAL STATISTICS

<table border="0" style="width: 100%;"> <tr> <th colspan="10">LOS ANGELES RAMS</th> </tr> <tr> <th colspan="2">RUSHING</th> <th>ATT</th> <th>YDS</th> <th>AVG</th> <th>LG</th> <th>TD</th> <th colspan="3"></th> </tr> <tr> <td>T. Gurley II</td> <td></td> <td>21</td> <td>152</td> <td>7.2</td> <td>57t</td> <td>3</td> <td colspan="3"></td> </tr> <tr> <td>M. Brown</td> <td></td> <td>10</td> <td>45</td> <td>4.5</td> <td>14</td> <td>0</td> <td colspan="3"></td> </tr> <tr> <td>T. Austin</td> <td></td> <td>10</td> <td>44</td> <td>4.4</td> <td>18</td> <td>0</td> <td colspan="3"></td> </tr> <tr> <td>J. Goff</td> <td></td> <td>2</td> <td>3</td> <td>1.5</td> <td>3</td> <td>0</td> <td colspan="3"></td> </tr> <tr> <td><b>Total</b></td> <td></td> <td><b>43</b></td> <td><b>244</b></td> <td><b>5.7</b></td> <td><b>57t</b></td> <td><b>3</b></td> <td colspan="3"></td> </tr> <tr> <th colspan="2">PASSING</th> <th>ATT</th> <th>CMP</th> <th>YDS</th> <th>SK/YD</th> <th>TD</th> <th>LG</th> <th>IN</th> <th>RT.</th> </tr> <tr> <td>J. Goff</td> <td></td> <td>21</td> <td>14</td> <td>120</td> <td>2/16</td> <td>2</td> <td>15</td> <td>1</td> <td>93.4</td> </tr> <tr> <td>S. Mannion</td> <td></td> <td>2</td> <td>1</td> <td>4</td> <td>0/0</td> <td>0</td> <td>4</td> <td>0</td> <td>56.2</td> </tr> <tr> <td><b>Total</b></td> <td></td> <td><b>23</b></td> <td><b>15</b></td> <td><b>124</b></td> <td><b>2/16</b></td> <td><b>2</b></td> <td><b>15</b></td> <td><b>1</b></td> <td><b>89.8</b></td> </tr> <tr> <th colspan="2">RECEIVING</th> <th>NO</th> <th>YDS</th> <th>AVG</th> <th>LG</th> <th>TD</th> <th colspan="3"></th> </tr> <tr> <td>R. Woods</td> <td></td> <td>6</td> <td>45</td> <td>7.5</td> <td>14</td> <td>1</td> <td colspan="3"></td> </tr> <tr> <td>T. Gurley II</td> <td></td> <td>3</td> <td>28</td> <td>9.3</td> <td>14t</td> <td>1</td> <td colspan="3"></td> </tr> <tr> <td>C. Kupp</td> <td></td> <td>2</td> <td>21</td> <td>10.5</td> <td>15</td> <td>0</td> <td colspan="3"></td> </tr> <tr> <td>S. Watkins</td> <td></td> <td>2</td> <td>14</td> <td>7.0</td> <td>7</td> <td>0</td> <td colspan="3"></td> </tr> <tr> <td>T. Higbee</td> <td></td> <td>1</td> <td>12</td> <td>12.0</td> <td>12</td> <td>0</td> <td colspan="3"></td> </tr> <tr> <td>D. Carrier</td> <td></td> <td>1</td> <td>4</td> <td>4.0</td> <td>4</td> <td>0</td> <td colspan="3"></td> </tr> <tr> <td><b>Total</b></td> <td></td> <td><b>15</b></td> <td><b>124</b></td> <td><b>8.3</b></td> <td><b>15</b></td> <td><b>2</b></td> <td colspan="3"></td> </tr> <tr> <th colspan="2">INTERCEPTIONS</th> <th>NO</th> <th>YDS</th> <th>AVG</th> <th>LG</th> <th>TD</th> <th colspan="3"></th> </tr> <tr> <td><b>Total</b></td> <td></td> <td><b>0</b></td> <td><b>0</b></td> <td><b>0.0</b></td> <td><b>0</b></td> <td><b>0</b></td> <td colspan="3"></td> </tr> <tr> <th colspan="2">PUNTING</th> <th>NO</th> <th>YDS</th> <th>AVG</th> <th>NET</th> <th>TB/120</th> <th>LG</th> <th colspan="2"></th> </tr> <tr> <td>J. Hekker</td> <td></td> <td>5</td> <td>213</td> <td>42.6</td> <td>39.0</td> <td>0/2</td> <td>49</td> <td colspan="2"></td> </tr> <tr> <td><b>Total</b></td> <td></td> <td><b>5</b></td> <td><b>213</b></td> <td><b>42.6</b></td> <td><b>39.0</b></td> <td><b>0/2</b></td> <td><b>49</b></td> <td colspan="2"></td> </tr> <tr> <th colspan="2">PUNT RETURNS</th> <th>NO</th> <th>YDS</th> <th>AVG</th> <th>FC</th> <th>LG</th> <th>TD</th> <th colspan="2"></th> </tr> <tr> <td>P. Cooper</td> <td></td> <td>7</td> <td>128</td> <td>18.3</td> <td>1</td> <td>53</td> <td>0</td> <td colspan="2"></td> </tr> <tr> <td>[TOUCHBACK]</td> <td></td> <td>1</td> <td>0</td> <td>0.0</td> <td>0</td> <td>0</td> <td>0</td> <td colspan="2"></td> </tr> <tr> <td><b>Total</b></td> <td></td> <td><b>7</b></td> <td><b>128</b></td> <td><b>18.3</b></td> <td><b>1</b></td> <td><b>53</b></td> <td><b>0</b></td> <td colspan="2"></td> </tr> <tr> <th colspan="2">KICKOFF RETURNS</th> <th>NO</th> <th>YDS</th> <th>AVG</th> <th>FC</th> <th>LG</th> <th>TD</th> <th colspan="2"></th> </tr> <tr> <td>P. Cooper</td> <td></td> <td>2</td> <td>52</td> <td>26.0</td> <td>0</td> <td>30</td> <td>0</td> <td colspan="2"></td> </tr> <tr> <td>[TOUCHBACK]</td> <td></td> <td>1</td> <td>0</td> <td>0.0</td> <td>0</td> <td>0</td> <td>0</td> <td colspan="2"></td> </tr> <tr> <td><b>Total</b></td> <td></td> <td><b>2</b></td> <td><b>52</b></td> <td><b>26.0</b></td> <td><b>0</b></td> <td><b>30</b></td> <td><b>0</b></td> <td colspan="2"></td> </tr> </table>										LOS ANGELES RAMS										RUSHING		ATT	YDS	AVG	LG	TD				T. Gurley II		21	152	7.2	57t	3				M. Brown		10	45	4.5	14	0				T. Austin		10	44	4.4	18	0				J. Goff		2	3	1.5	3	0				<b>Total</b>		<b>43</b>	<b>244</b>	<b>5.7</b>	<b>57t</b>	<b>3</b>				PASSING		ATT	CMP	YDS	SK/YD	TD	LG	IN	RT.	J. Goff		21	14	120	2/16	2	15	1	93.4	S. Mannion		2	1	4	0/0	0	4	0	56.2	<b>Total</b>		<b>23</b>	<b>15</b>	<b>124</b>	<b>2/16</b>	<b>2</b>	<b>15</b>	<b>1</b>	<b>89.8</b>	RECEIVING		NO	YDS	AVG	LG	TD				R. Woods		6	45	7.5	14	1				T. Gurley II		3	28	9.3	14t	1				C. Kupp		2	21	10.5	15	0				S. Watkins		2	14	7.0	7	0				T. Higbee		1	12	12.0	12	0				D. Carrier		1	4	4.0	4	0				<b>Total</b>		<b>15</b>	<b>124</b>	<b>8.3</b>	<b>15</b>	<b>2</b>				INTERCEPTIONS		NO	YDS	AVG	LG	TD				<b>Total</b>		<b>0</b>	<b>0</b>	<b>0.0</b>	<b>0</b>	<b>0</b>				PUNTING		NO	YDS	AVG	NET	TB/120	LG			J. Hekker		5	213	42.6	39.0	0/2	49			<b>Total</b>		<b>5</b>	<b>213</b>	<b>42.6</b>	<b>39.0</b>	<b>0/2</b>	<b>49</b>			PUNT RETURNS		NO	YDS	AVG	FC	LG	TD			P. Cooper		7	128	18.3	1	53	0			[TOUCHBACK]		1	0	0.0	0	0	0			<b>Total</b>		<b>7</b>	<b>128</b>	<b>18.3</b>	<b>1</b>	<b>53</b>	<b>0</b>			KICKOFF RETURNS		NO	YDS	AVG	FC	LG	TD			P. Cooper		2	52	26.0	0	30	0			[TOUCHBACK]		1	0	0.0	0	0	0			<b>Total</b>		<b>2</b>	<b>52</b>	<b>26.0</b>	<b>0</b>	<b>30</b>	<b>0</b>			<table border="0" style="width: 100%;"> <tr> <th colspan="10">SEATTLE SEAHAWKS</th> </tr> <tr> <th colspan="2">RUSHING</th> <th>ATT</th> <th>YDS</th> <th>AVG</th> <th>LG</th> <th>TD</th> <th colspan="3"></th> </tr> <tr> <td>R. Wilson</td> <td></td> <td>5</td> <td>39</td> <td>7.8</td> <td>15</td> <td>0</td> <td colspan="3"></td> </tr> <tr> <td>J. McKissic</td> <td></td> <td>6</td> <td>20</td> <td>3.3</td> <td>5</td> <td>0</td> <td colspan="3"></td> </tr> <tr> <td>M. Davis</td> <td></td> <td>6</td> <td>19</td> <td>3.2</td> <td>11</td> <td>0</td> <td colspan="3"></td> </tr> <tr> <td><b>Total</b></td> <td></td> <td><b>17</b></td> <td><b>78</b></td> <td><b>4.6</b></td> <td><b>15</b></td> <td><b>0</b></td> <td colspan="3"></td> </tr> <tr> <th colspan="2">PASSING</th> <th>ATT</th> <th>CMP</th> <th>YDS</th> <th>SK/YD</th> <th>TD</th> <th>LG</th> <th>IN</th> <th>RT.</th> </tr> <tr> <td>R. Wilson</td> <td></td> <td>30</td> <td>14</td> <td>142</td> <td>7/71</td> <td>1</td> <td>26t</td> <td>0</td> <td>71.8</td> </tr> <tr> <td><b>Total</b></td> <td></td> <td><b>30</b></td> <td><b>14</b></td> <td><b>142</b></td> <td><b>7/71</b></td> <td><b>1</b></td> <td><b>26t</b></td> <td><b>0</b></td> <td><b>71.8</b></td> </tr> <tr> <th colspan="2">RECEIVING</th> <th>NO</th> <th>YDS</th> <th>AVG</th> <th>LG</th> <th>TD</th> <th colspan="3"></th> </tr> <tr> <td>J. McKissic</td> <td></td> <td>3</td> <td>38</td> <td>12.7</td> <td>26</td> <td>0</td> <td colspan="3"></td> </tr> <tr> <td>M. Davis</td> <td></td> <td>2</td> <td>20</td> <td>10.0</td> <td>11</td> <td>0</td> <td colspan="3"></td> </tr> <tr> <td>P. Richardson</td> <td></td> <td>2</td> <td>18</td> <td>9.0</td> <td>11</td> <td>0</td> <td colspan="3"></td> </tr> <tr> <td>T. Lockett</td> <td></td> <td>2</td> <td>8</td> <td>4.0</td> <td>4</td> <td>0</td> <td colspan="3"></td> </tr> <tr> <td>L. Willson</td> <td></td> <td>1</td> <td>26</td> <td>26.0</td> <td>26t</td> <td>1</td> <td colspan="3"></td> </tr> <tr> <td>T. McEvoy</td> <td></td> <td>1</td> <td>19</td> <td>19.0</td> <td>19</td> <td>0</td> <td colspan="3"></td> </tr> <tr> <td>A. Darboh</td> <td></td> <td>1</td> <td>8</td> <td>8.0</td> <td>8</td> <td>0</td> <td colspan="3"></td> </tr> <tr> <td>D. Baldwin</td> <td></td> <td>1</td> <td>6</td> <td>6.0</td> <td>6</td> <td>0</td> <td colspan="3"></td> </tr> <tr> <td>J. Graham</td> <td></td> <td>1</td> <td>-1</td> <td>-1.0</td> <td>-1</td> <td>0</td> <td colspan="3"></td> </tr> <tr> <td><b>Total</b></td> <td></td> <td><b>14</b></td> <td><b>142</b></td> <td><b>10.1</b></td> <td><b>26</b></td> <td><b>1</b></td> <td colspan="3"></td> </tr> <tr> <th colspan="2">INTERCEPTIONS</th> <th>NO</th> <th>YDS</th> <th>AVG</th> <th>LG</th> <th>TD</th> <th colspan="3"></th> </tr> <tr> <td>M. Wilhoite</td> <td></td> <td>1</td> <td>0</td> <td>0.0</td> <td>0</td> <td>0</td> <td colspan="3"></td> </tr> <tr> <td><b>Total</b></td> <td></td> <td><b>1</b></td> <td><b>0</b></td> <td><b>0.0</b></td> <td><b>0</b></td> <td><b>0</b></td> <td colspan="3"></td> </tr> <tr> <th colspan="2">PUNTING</th> <th>NO</th> <th>YDS</th> <th>AVG</th> <th>NET</th> <th>TB/120</th> <th>LG</th> <th colspan="2"></th> </tr> <tr> <td>J. Ryan</td> <td></td> <td>9</td> <td>427</td> <td>47.4</td> <td>31.0</td> <td>1/0</td> <td>61</td> <td colspan="2"></td> </tr> <tr> <td><b>Total</b></td> <td></td> <td><b>9</b></td> <td><b>427</b></td> <td><b>47.4</b></td> <td><b>31.0</b></td> <td><b>1/0</b></td> <td><b>61</b></td> <td colspan="2"></td> </tr> <tr> <th colspan="2">PUNT RETURNS</th> <th>NO</th> <th>YDS</th> <th>AVG</th> <th>FC</th> <th>LG</th> <th>TD</th> <th colspan="2"></th> </tr> <tr> <td>T. Lockett</td> <td></td> <td>2</td> <td>18</td> <td>9.0</td> <td>1</td> <td>18</td> <td>0</td> <td colspan="2"></td> </tr> <tr> <td>[DOWNED]</td> <td></td> <td>1</td> <td>0</td> <td>0.0</td> <td>0</td> <td>0</td> <td>0</td> <td colspan="2"></td> </tr> <tr> <td><b>Total</b></td> <td></td> <td><b>2</b></td> <td><b>18</b></td> <td><b>9.0</b></td> <td><b>1</b></td> <td><b>18</b></td> <td><b>0</b></td> <td colspan="2"></td> </tr> <tr> <th colspan="2">KICKOFF RETURNS</th> <th>NO</th> <th>YDS</th> <th>AVG</th> <th>FC</th> <th>LG</th> <th>TD</th> <th colspan="2"></th> </tr> <tr> <td>T. Lockett</td> <td></td> <td>6</td> <td>118</td> <td>19.7</td> <td>0</td> <td>32</td> <td>0</td> <td colspan="2"></td> </tr> <tr> <td>[TOUCHBACK]</td> <td></td> <td>1</td> <td>0</td> <td>0.0</td> <td>0</td> <td>0</td> <td>0</td> <td colspan="2"></td> </tr> <tr> <td>[OUT OF BOUNDS]</td> <td></td> <td>1</td> <td>0</td> <td>0.0</td> <td>0</td> <td>0</td> <td>0</td> <td colspan="2"></td> </tr> <tr> <td><b>Total</b></td> <td></td> <td><b>6</b></td> <td><b>118</b></td> <td><b>19.7</b></td> <td><b>0</b></td> <td><b>32</b></td> <td><b>0</b></td> <td colspan="2"></td> </tr> </table>										SEATTLE SEAHAWKS										RUSHING		ATT	YDS	AVG	LG	TD				R. Wilson		5	39	7.8	15	0				J. McKissic		6	20	3.3	5	0				M. Davis		6	19	3.2	11	0				<b>Total</b>		<b>17</b>	<b>78</b>	<b>4.6</b>	<b>15</b>	<b>0</b>				PASSING		ATT	CMP	YDS	SK/YD	TD	LG	IN	RT.	R. Wilson		30	14	142	7/71	1	26t	0	71.8	<b>Total</b>		<b>30</b>	<b>14</b>	<b>142</b>	<b>7/71</b>	<b>1</b>	<b>26t</b>	<b>0</b>	<b>71.8</b>	RECEIVING		NO	YDS	AVG	LG	TD				J. McKissic		3	38	12.7	26	0				M. Davis		2	20	10.0	11	0				P. Richardson		2	18	9.0	11	0				T. Lockett		2	8	4.0	4	0				L. Willson		1	26	26.0	26t	1				T. McEvoy		1	19	19.0	19	0				A. Darboh		1	8	8.0	8	0				D. Baldwin		1	6	6.0	6	0				J. Graham		1	-1	-1.0	-1	0				<b>Total</b>		<b>14</b>	<b>142</b>	<b>10.1</b>	<b>26</b>	<b>1</b>				INTERCEPTIONS		NO	YDS	AVG	LG	TD				M. Wilhoite		1	0	0.0	0	0				<b>Total</b>		<b>1</b>	<b>0</b>	<b>0.0</b>	<b>0</b>	<b>0</b>				PUNTING		NO	YDS	AVG	NET	TB/120	LG			J. Ryan		9	427	47.4	31.0	1/0	61			<b>Total</b>		<b>9</b>	<b>427</b>	<b>47.4</b>	<b>31.0</b>	<b>1/0</b>	<b>61</b>			PUNT RETURNS		NO	YDS	AVG	FC	LG	TD			T. Lockett		2	18	9.0	1	18	0			[DOWNED]		1	0	0.0	0	0	0			<b>Total</b>		<b>2</b>	<b>18</b>	<b>9.0</b>	<b>1</b>	<b>18</b>	<b>0</b>			KICKOFF RETURNS		NO	YDS	AVG	FC	LG	TD			T. Lockett		6	118	19.7	0	32	0			[TOUCHBACK]		1	0	0.0	0	0	0			[OUT OF BOUNDS]		1	0	0.0	0	0	0			<b>Total</b>		<b>6</b>	<b>118</b>	<b>19.7</b>	<b>0</b>	<b>32</b>	<b>0</b>		
LOS ANGELES RAMS																																																																																																																																																																																																																																																																																																																																																																																																																																																																																																																																																																																																																																																																																																																	
RUSHING		ATT	YDS	AVG	LG	TD																																																																																																																																																																																																																																																																																																																																																																																																																																																																																																																																																																																																																																																																																																											
T. Gurley II		21	152	7.2	57t	3																																																																																																																																																																																																																																																																																																																																																																																																																																																																																																																																																																																																																																																																																																											
M. Brown		10	45	4.5	14	0																																																																																																																																																																																																																																																																																																																																																																																																																																																																																																																																																																																																																																																																																																											
T. Austin		10	44	4.4	18	0																																																																																																																																																																																																																																																																																																																																																																																																																																																																																																																																																																																																																																																																																																											
J. Goff		2	3	1.5	3	0																																																																																																																																																																																																																																																																																																																																																																																																																																																																																																																																																																																																																																																																																																											
<b>Total</b>		<b>43</b>	<b>244</b>	<b>5.7</b>	<b>57t</b>	<b>3</b>																																																																																																																																																																																																																																																																																																																																																																																																																																																																																																																																																																																																																																																																																																											
PASSING		ATT	CMP	YDS	SK/YD	TD	LG	IN	RT.																																																																																																																																																																																																																																																																																																																																																																																																																																																																																																																																																																																																																																																																																																								
J. Goff		21	14	120	2/16	2	15	1	93.4																																																																																																																																																																																																																																																																																																																																																																																																																																																																																																																																																																																																																																																																																																								
S. Mannion		2	1	4	0/0	0	4	0	56.2																																																																																																																																																																																																																																																																																																																																																																																																																																																																																																																																																																																																																																																																																																								
<b>Total</b>		<b>23</b>	<b>15</b>	<b>124</b>	<b>2/16</b>	<b>2</b>	<b>15</b>	<b>1</b>	<b>89.8</b>																																																																																																																																																																																																																																																																																																																																																																																																																																																																																																																																																																																																																																																																																																								
RECEIVING		NO	YDS	AVG	LG	TD																																																																																																																																																																																																																																																																																																																																																																																																																																																																																																																																																																																																																																																																																																											
R. Woods		6	45	7.5	14	1																																																																																																																																																																																																																																																																																																																																																																																																																																																																																																																																																																																																																																																																																																											
T. Gurley II		3	28	9.3	14t	1																																																																																																																																																																																																																																																																																																																																																																																																																																																																																																																																																																																																																																																																																																											
C. Kupp		2	21	10.5	15	0																																																																																																																																																																																																																																																																																																																																																																																																																																																																																																																																																																																																																																																																																																											
S. Watkins		2	14	7.0	7	0																																																																																																																																																																																																																																																																																																																																																																																																																																																																																																																																																																																																																																																																																																											
T. Higbee		1	12	12.0	12	0																																																																																																																																																																																																																																																																																																																																																																																																																																																																																																																																																																																																																																																																																																											
D. Carrier		1	4	4.0	4	0																																																																																																																																																																																																																																																																																																																																																																																																																																																																																																																																																																																																																																																																																																											
<b>Total</b>		<b>15</b>	<b>124</b>	<b>8.3</b>	<b>15</b>	<b>2</b>																																																																																																																																																																																																																																																																																																																																																																																																																																																																																																																																																																																																																																																																																																											
INTERCEPTIONS		NO	YDS	AVG	LG	TD																																																																																																																																																																																																																																																																																																																																																																																																																																																																																																																																																																																																																																																																																																											
<b>Total</b>		<b>0</b>	<b>0</b>	<b>0.0</b>	<b>0</b>	<b>0</b>																																																																																																																																																																																																																																																																																																																																																																																																																																																																																																																																																																																																																																																																																																											
PUNTING		NO	YDS	AVG	NET	TB/120	LG																																																																																																																																																																																																																																																																																																																																																																																																																																																																																																																																																																																																																																																																																																										
J. Hekker		5	213	42.6	39.0	0/2	49																																																																																																																																																																																																																																																																																																																																																																																																																																																																																																																																																																																																																																																																																																										
<b>Total</b>		<b>5</b>	<b>213</b>	<b>42.6</b>	<b>39.0</b>	<b>0/2</b>	<b>49</b>																																																																																																																																																																																																																																																																																																																																																																																																																																																																																																																																																																																																																																																																																																										
PUNT RETURNS		NO	YDS	AVG	FC	LG	TD																																																																																																																																																																																																																																																																																																																																																																																																																																																																																																																																																																																																																																																																																																										
P. Cooper		7	128	18.3	1	53	0																																																																																																																																																																																																																																																																																																																																																																																																																																																																																																																																																																																																																																																																																																										
[TOUCHBACK]		1	0	0.0	0	0	0																																																																																																																																																																																																																																																																																																																																																																																																																																																																																																																																																																																																																																																																																																										
<b>Total</b>		<b>7</b>	<b>128</b>	<b>18.3</b>	<b>1</b>	<b>53</b>	<b>0</b>																																																																																																																																																																																																																																																																																																																																																																																																																																																																																																																																																																																																																																																																																																										
KICKOFF RETURNS		NO	YDS	AVG	FC	LG	TD																																																																																																																																																																																																																																																																																																																																																																																																																																																																																																																																																																																																																																																																																																										
P. Cooper		2	52	26.0	0	30	0																																																																																																																																																																																																																																																																																																																																																																																																																																																																																																																																																																																																																																																																																																										
[TOUCHBACK]		1	0	0.0	0	0	0																																																																																																																																																																																																																																																																																																																																																																																																																																																																																																																																																																																																																																																																																																										
<b>Total</b>		<b>2</b>	<b>52</b>	<b>26.0</b>	<b>0</b>	<b>30</b>	<b>0</b>																																																																																																																																																																																																																																																																																																																																																																																																																																																																																																																																																																																																																																																																																																										
SEATTLE SEAHAWKS																																																																																																																																																																																																																																																																																																																																																																																																																																																																																																																																																																																																																																																																																																																	
RUSHING		ATT	YDS	AVG	LG	TD																																																																																																																																																																																																																																																																																																																																																																																																																																																																																																																																																																																																																																																																																																											
R. Wilson		5	39	7.8	15	0																																																																																																																																																																																																																																																																																																																																																																																																																																																																																																																																																																																																																																																																																																											
J. McKissic		6	20	3.3	5	0																																																																																																																																																																																																																																																																																																																																																																																																																																																																																																																																																																																																																																																																																																											
M. Davis		6	19	3.2	11	0																																																																																																																																																																																																																																																																																																																																																																																																																																																																																																																																																																																																																																																																																																											
<b>Total</b>		<b>17</b>	<b>78</b>	<b>4.6</b>	<b>15</b>	<b>0</b>																																																																																																																																																																																																																																																																																																																																																																																																																																																																																																																																																																																																																																																																																																											
PASSING		ATT	CMP	YDS	SK/YD	TD	LG	IN	RT.																																																																																																																																																																																																																																																																																																																																																																																																																																																																																																																																																																																																																																																																																																								
R. Wilson		30	14	142	7/71	1	26t	0	71.8																																																																																																																																																																																																																																																																																																																																																																																																																																																																																																																																																																																																																																																																																																								
<b>Total</b>		<b>30</b>	<b>14</b>	<b>142</b>	<b>7/71</b>	<b>1</b>	<b>26t</b>	<b>0</b>	<b>71.8</b>																																																																																																																																																																																																																																																																																																																																																																																																																																																																																																																																																																																																																																																																																																								
RECEIVING		NO	YDS	AVG	LG	TD																																																																																																																																																																																																																																																																																																																																																																																																																																																																																																																																																																																																																																																																																																											
J. McKissic		3	38	12.7	26	0																																																																																																																																																																																																																																																																																																																																																																																																																																																																																																																																																																																																																																																																																																											
M. Davis		2	20	10.0	11	0																																																																																																																																																																																																																																																																																																																																																																																																																																																																																																																																																																																																																																																																																																											
P. Richardson		2	18	9.0	11	0																																																																																																																																																																																																																																																																																																																																																																																																																																																																																																																																																																																																																																																																																																											
T. Lockett		2	8	4.0	4	0																																																																																																																																																																																																																																																																																																																																																																																																																																																																																																																																																																																																																																																																																																											
L. Willson		1	26	26.0	26t	1																																																																																																																																																																																																																																																																																																																																																																																																																																																																																																																																																																																																																																																																																																											
T. McEvoy		1	19	19.0	19	0																																																																																																																																																																																																																																																																																																																																																																																																																																																																																																																																																																																																																																																																																																											
A. Darboh		1	8	8.0	8	0																																																																																																																																																																																																																																																																																																																																																																																																																																																																																																																																																																																																																																																																																																											
D. Baldwin		1	6	6.0	6	0																																																																																																																																																																																																																																																																																																																																																																																																																																																																																																																																																																																																																																																																																																											
J. Graham		1	-1	-1.0	-1	0																																																																																																																																																																																																																																																																																																																																																																																																																																																																																																																																																																																																																																																																																																											
<b>Total</b>		<b>14</b>	<b>142</b>	<b>10.1</b>	<b>26</b>	<b>1</b>																																																																																																																																																																																																																																																																																																																																																																																																																																																																																																																																																																																																																																																																																																											
INTERCEPTIONS		NO	YDS	AVG	LG	TD																																																																																																																																																																																																																																																																																																																																																																																																																																																																																																																																																																																																																																																																																																											
M. Wilhoite		1	0	0.0	0	0																																																																																																																																																																																																																																																																																																																																																																																																																																																																																																																																																																																																																																																																																																											
<b>Total</b>		<b>1</b>	<b>0</b>	<b>0.0</b>	<b>0</b>	<b>0</b>																																																																																																																																																																																																																																																																																																																																																																																																																																																																																																																																																																																																																																																																																																											
PUNTING		NO	YDS	AVG	NET	TB/120	LG																																																																																																																																																																																																																																																																																																																																																																																																																																																																																																																																																																																																																																																																																																										
J. Ryan		9	427	47.4	31.0	1/0	61																																																																																																																																																																																																																																																																																																																																																																																																																																																																																																																																																																																																																																																																																																										
<b>Total</b>		<b>9</b>	<b>427</b>	<b>47.4</b>	<b>31.0</b>	<b>1/0</b>	<b>61</b>																																																																																																																																																																																																																																																																																																																																																																																																																																																																																																																																																																																																																																																																																																										
PUNT RETURNS		NO	YDS	AVG	FC	LG	TD																																																																																																																																																																																																																																																																																																																																																																																																																																																																																																																																																																																																																																																																																																										
T. Lockett		2	18	9.0	1	18	0																																																																																																																																																																																																																																																																																																																																																																																																																																																																																																																																																																																																																																																																																																										
[DOWNED]		1	0	0.0	0	0	0																																																																																																																																																																																																																																																																																																																																																																																																																																																																																																																																																																																																																																																																																																										
<b>Total</b>		<b>2</b>	<b>18</b>	<b>9.0</b>	<b>1</b>	<b>18</b>	<b>0</b>																																																																																																																																																																																																																																																																																																																																																																																																																																																																																																																																																																																																																																																																																																										
KICKOFF RETURNS		NO	YDS	AVG	FC	LG	TD																																																																																																																																																																																																																																																																																																																																																																																																																																																																																																																																																																																																																																																																																																										
T. Lockett		6	118	19.7	0	32	0																																																																																																																																																																																																																																																																																																																																																																																																																																																																																																																																																																																																																																																																																																										
[TOUCHBACK]		1	0	0.0	0	0	0																																																																																																																																																																																																																																																																																																																																																																																																																																																																																																																																																																																																																																																																																																										
[OUT OF BOUNDS]		1	0	0.0	0	0	0																																																																																																																																																																																																																																																																																																																																																																																																																																																																																																																																																																																																																																																																																																										
<b>Total</b>		<b>6</b>	<b>118</b>	<b>19.7</b>	<b>0</b>	<b>32</b>	<b>0</b>																																																																																																																																																																																																																																																																																																																																																																																																																																																																																																																																																																																																																																																																																																										

# DEFENSIVE STATISTICS (BASED ON COACHES' FILM REVIEW)

PLAYER	T	S	A	S-YDS	I-YDS	PD	FF	FR	PLAYER	T	S	A	S-YDS	I-YDS	PD	FF	FR
J. Johnson III	6	2	4	0-0	0-0	1	0	0	R. Quinn	2	2	0	2.0-22.0	0-0	0	1	0
L. Joyner	5	2	3	0-0	0-0	0	1	0	M. Fox	2	0	2	0-0	0-0	0	0	1
A. Ogletree	5	1	4	0-0	0-0	0	0	1	T. Hill	1	1	0	0-0	0-0	2	0	0
C. Barwin	5	4	1	1.0-8.0	0-0	0	0	0	M. Christian	1	1	0	0-0	0-0	0	0	0
A. Donald	5	4	1	3.0-37.0	0-0	0	0	0	S. Ebukam	1	0	1	0-0	0-0	0	0	0
N. Robey-Coleman	4	2	2	0-0	0-0	0	0	0	M. Brockers	1	0	1	0.5-2.0	0-0	0	0	0
C. Littleton	4	2	2	0-0	0-0	0	0	0	E. Westbrook	1	1	0	0-0	0-0	0	0	0
T. Johnson	2	1	1	0-0	0-0	1	0	0	T. Walker	1	1	0	0-0	0-0	1	0	0
K. Peterson	2	2	0	0-0	0-0	1	0	0	M. Longacre	1	0	1	0.5-2.0	0-0	0	0	0
B. Hager	2	2	0	0-0	0-0	0	0	0	<b>TOTAL</b>	<b>51</b>	<b>28</b>	<b>23</b>	<b>7.0-71.0</b>	<b>0-0</b>	<b>6</b>	<b>3</b>	<b>2</b>





**WEATHER: Cloudy, 39 degrees - ATTENDANCE: 60,097 - TIME: 3:20**

The Los Angeles Rams won their 11th game of the season and the NFC West for the first time since the 2003 season as they downed the Titans 27-23 in a cold, wet December contest. LB Cory Littleton earned his fourth-career start, third of the season and posted an interception and a sack in the contest. Littleton intercepted Titans QB Marcus Mariota on Tennessee's first drive of the game, marking the eighth time this season the Rams have forced a turnover on their opponents' opening drive, the most in the NFC since 2007 when the Patriots forced seven first-drive turnovers. Littleton's sack was the only sack on the afternoon by L.A. RB Todd Gurley II strengthened his case for the NFL's MVP with 276 yards from scrimmage, including 118 yards rushing on 22 attempts and 158 yards receiving on 10 receptions with two receiving touchdowns. The 276 scrimmage yards are the most in a single game by any player through the first 16 weeks of 2017. Gurley averaged 8.6 scrimmage yards per touch, 5.4 yards per rush and 15.8 yards per reception. The Georgia product became just the third player in NFL history to have 100-plus rushing and 150-plus receiving in a single game, the first player since 1986 to achieve the feat. Gurley is the only player this year to post 100-plus rushing yards and 100-plus receiving yards in a single game and his 80-yard touchdown reception was the second-longest reception from a running back this season. K Sam Ficken missed his first field goal and PAT after signing with L.A. following K Greg Zuerlein being placed on IR. Ficken responded with three made PATs following the slow start.

### STARTING LINEUPS

#### LOS ANGELES RAMS

WR 18	C. Kupp	DE 90	M. Brockers
TE 89	T. Higbee	NT 93	E. Westbrook
LT 77	A. Whitworth	DT 99	A. Donald
LG 76	R. Saffold	OLB 94	R. Quinn
C 65	J. Sullivan	OLB 98	C. Barwin
RG 68	J. Brown	ILB 52	A. Ogletree
RT 79	R. Havenstein	ILB 58	C. Littleton
WR 12	S. Watkins	LCB 22	T. Johnson
WR 17	R. Woods	RCB 32	T. Hill
QB 16	J. Goff	FS 20	L. Joyner
RB 30	T. Gurley II	SS 43	J. Johnson III

#### TENNESSEE TITANS

WR 18	R. Matthews	CB 33	T. Smith
TE 88	L. Stocker	NT 96	S. Williams
LT 77	T. Lewan	DT 99	J. Casey
LG 67	Q. Spain	OLB 91	D. Morgan
C 60	B. Jones	ILB 59	W. Woodyard
RG 64	J. Kline	ILB 54	A. Williamson
RT 78	J. Conklin	OLB 98	B. Orakpo
WR 84	C. Davis	CB 25	A. Jackson
QB 8	M. Mariota	CB 23	B. McCain
TE 81	J. Smith	SS 37	J. Cyprien
RB 29	D. Murray	FS 31	K. Byard

**LOS ANGELES SUBSTITUTIONS:** K 5 S. Ficken, P 6 J. Hekker, WR 10 P. Cooper, WR 11 T. Austin, CB 23 N. Robey-Coleman, DB 24 B. Countess, RB 34 M. Brown, S 41 M. Christian, LS 44 J. McQuaide, CB 47 K. Peterson, OLB 50 S. Ebukam, OLB 53 C. Thompson, LB 54 B. Hager, LB C. Lynch, T 63 D. Williams, C 66 A. Blythe, TE 81 G. Everett, WR 83 J. Reynolds, TE 86 D. Carrier, WR 88 M. Thomas, DT 92 T. Smart, DT 95 T. Walker, DE 97 M. Fox

**LOS ANGELES DID NOT PLAY:** QB 14 S. Mannion

**LOS ANGELES INACTIVES:** RB 25 L. Dunbar, LB 26 M. Barron, DB 27 I. Johnson, RB 33 J. Davis, LB 59 K. Edebali, T 73 C. Lucas, OLB 96 M. Longacre

### SCORING SUMMARY

	1	2	3	4	OT	TOTAL	FIELD GOALS
<b>VISITOR</b> Los Angeles Rams	6	7	7	7	-	27	36 RU
<b>HOME</b> Tennessee Titans	3	10	7	3	-	24	(25), (37), 45 WR, (27)

TEAM	Qtr	Clock Time	Play (Extra Point) (Drive Info)	Visitor	Home
Rams	1	8:54	T. Gurley 3 yd. pass from J. Goff (kick failed, WR) (4-53, 2:07)	6	0
Titans	1	1:13	R. Succop 25 yd. Field Goal (14-62, 7:41)	6	3
Titans	2	5:20	W. Woodyard 4 yd. fumble return (R. Succop kick)	6	10
Rams	2	4:24	T. Gurley 80 yd. pass from J. Goff (S. Ficken kick) (2-79, 0:56)	13	10
Titans	2	0:19	R. Succop 37 yd. Field Goal (11-56, 4:05)	13	13
Rams	3	6:40	S. Watkins 3 yd. pass from J. Goff (S. Ficken kick) (7-65, 2:57)	20	13
Titans	3	4:23	D. Murray 6 yd. run (R. Succop kick) (5-44, 2:17)	20	20
Titans	4	14:46	R. Succop 27 yd. Field Goal (9-64, 3:40)	20	23
Rams	4	11:51	C. Kupp 14 yd. pass from J. Goff (S. Ficken kick) (6-68, 2:55)	27	23



## FINAL TEAM STATISTICS

	RAMS	TITANS		RAMS	TITANS
<b>TOTAL FIRST DOWNS</b>	<b>20</b>	<b>19</b>	<b>FGs - PATs Had Blocked</b>	<b>0-0</b>	<b>0-0</b>
By Rushing	5	5	Net Punting Average	42.0	35.5
By Passing	14	12	<b>TOTAL RETURN YARDAGE (W/O KOR)</b>	<b>5</b>	<b>12</b>
By Penalty	1	2	No. and Yards Punt Returns	1-3	2-12
<b>THIRD DOWN EFFICIENCY</b>	<b>6-14-43%</b>	<b>3-12-25%</b>	No. and Yards Kickoff Returns	4-87	3-109
<b>FOURTH DOWN EFFICIENCY</b>	<b>1-2-50%</b>	<b>0-1-0%</b>	No. and Yards Interception Returns	1-2	0-0
<b>TOTAL NET YARDS</b>	<b>402</b>	<b>366</b>	<b>PENALTIES Number and Yards</b>	<b>5-44</b>	<b>5-54</b>
Total Offensive Plays	66	66	<b>FUMBLES Number and Lost</b>	<b>2-1</b>	<b>1-0</b>
Average gain per offensive play	6.1	5.5	<b>TOUCHDOWNS</b>	<b>4</b>	<b>2</b>
<b>NET YARDS RUSHING</b>	<b>116</b>	<b>97</b>	Rushing	0	1
Total Rushing Plays	26	26	Passing	4	0
Average gain per rushing play	4.5	3.7	Returns	0	1
Tackles for a loss-number and yards	4-10	1-2	Other (Blocked Kicks, etc.)	0	0
<b>NET YARDS PASSING</b>	<b>286</b>	<b>269</b>	<b>EXTRA POINTS Made-Attempts</b>	<b>3-4</b>	<b>2-2</b>
Times thrown - yards lost attempting to pass	1-15	1-6	Kicking Made-Attempts	3-4	2-2
Gross yards passing	301	275	<b>FIELD GOALS Made-Attempts</b>	<b>0-1</b>	<b>3-4</b>
<b>PASS ATTEMPTS-COMP-HAD INT</b>	<b>39-22-0</b>	<b>39-22-1</b>	<b>RED ZONE EFFICIENCY</b>	<b>3-4-75%</b>	<b>1-4-25%</b>
Avg gain per pass play	7.2	6.7	<b>GOAL TO GO EFFICIENCY</b>	<b>2-3-67%</b>	<b>0-1-0%</b>
<b>KICKOFFS Number-In End Zone-TBs</b>	<b>5-4-2</b>	<b>6-6-2</b>	<b>SAFETIES</b>	<b>0</b>	<b>0</b>
<b>PUNTS Number and Average</b>	<b>4-50.0</b>	<b>4-36.3</b>	<b>FINAL SCORE</b>	<b>27</b>	<b>23</b>
Had Blocked	0	0	<b>TIME OF POSSESSION</b>	<b>30:04</b>	<b>29:56</b>

## FINAL INDIVIDUAL STATISTICS

LOS ANGELES RAMS										TENNESSEE TITANS											
<b>RUSHING</b>	<b>ATT</b>	<b>YDS</b>	<b>AVG</b>	<b>LG</b>	<b>TD</b>					<b>RUSHING</b>	<b>ATT</b>	<b>YDS</b>	<b>AVG</b>	<b>LG</b>	<b>TD</b>						
T. Gurley II	22	118	5.4	34	0					D. Murray	15	48	3.2	9	1						
M. Brown	1	4	4.0	4	0					D. Henry	8	25	3.1	10	0						
J. Goff	3	-6	-2.0	2	0					M. Mariota	3	24	8.0	14	0						
<b>Total</b>	<b>26</b>	<b>116</b>	<b>4.5</b>	<b>34</b>	<b>0</b>					<b>Total</b>	<b>26</b>	<b>97</b>	<b>3.7</b>	<b>14</b>	<b>1</b>						
<b>PASSING</b>	<b>ATT</b>	<b>CMP</b>	<b>YDS</b>	<b>SK/YD</b>	<b>TD</b>	<b>LG</b>	<b>IN</b>	<b>RT.</b>		<b>PASSING</b>	<b>ATT</b>	<b>CMP</b>	<b>YDS</b>	<b>SK/YD</b>	<b>TD</b>	<b>LG</b>	<b>IN</b>	<b>RT.</b>			
J. Goff	38	22	301	1/15	4	80t	0	118.4		M. Mariota	39	22	275	1/6	0	37	1	67.8			
J. Hekker	1	0	0	0/0	0	0	0	39.6		<b>Total</b>	<b>39</b>	<b>22</b>	<b>275</b>	<b>1/6</b>	<b>0</b>	<b>37</b>	<b>1</b>	<b>67.8</b>			
<b>Total</b>	<b>39</b>	<b>22</b>	<b>301</b>	<b>1/15</b>	<b>4</b>	<b>80t</b>	<b>0</b>	<b>115.4</b>		<b>RECEIVING</b>	<b>NO</b>	<b>YDS</b>	<b>AVG</b>	<b>LG</b>	<b>TD</b>						
<b>RECEIVING</b>	<b>NO</b>	<b>YDS</b>	<b>AVG</b>	<b>LG</b>	<b>TD</b>					C. Davis	6	91	15.2	37	0						
T. Gurley II	10	158	15.8	80t	2					E. Decker	6	73	12.2	25	0						
C. Kupp	4	65	16.3	34	1					D. Walker	3	33	11.0	15	0						
R. Woods	3	33	11.0	13	0					D. Murray	3	11	3.7	4	0						
S. Watkins	3	30	10.0	16	1					R. Matthews	2	48	24.0	25	0						
T. Higbee	2	15	7.5	10	0					J. Smith	1	13	13.0	13	0						
<b>Total</b>	<b>22</b>	<b>301</b>	<b>13.7</b>	<b>80t</b>	<b>4</b>					D. Henry	1	6	6.0	6	0						
<b>INTERCEPTIONS</b>	<b>NO</b>	<b>YDS</b>	<b>AVG</b>	<b>LG</b>	<b>TD</b>					<b>Total</b>	<b>22</b>	<b>275</b>	<b>12.5</b>	<b>37</b>	<b>0</b>						
C. Littleton	1	2	2.0	2	0					<b>INTERCEPTIONS</b>	<b>NO</b>	<b>YDS</b>	<b>AVG</b>	<b>LG</b>	<b>TD</b>						
<b>Total</b>	<b>1</b>	<b>2</b>	<b>2.0</b>	<b>2</b>	<b>0</b>					N/A	0	0	0.0	0	0						
<b>PUNTING</b>	<b>NO</b>	<b>YDS</b>	<b>AVG</b>	<b>NET</b>	<b>TB/120</b>	<b>LG</b>					<b>Total</b>	<b>0</b>	<b>0</b>	<b>0.0</b>	<b>0</b>	<b>0</b>					
J. Hekker	4	200	50.0	42.0	1/1	57					<b>PUNTING</b>	<b>NO</b>	<b>YDS</b>	<b>AVG</b>	<b>NET</b>	<b>TB/120</b>	<b>LG</b>				
<b>Total</b>	<b>4</b>	<b>200</b>	<b>50.0</b>	<b>42.0</b>	<b>1/1</b>	<b>57</b>					B. Kern	4	145	36.3	35.5	0/2	62				
<b>PUNT RETURNS</b>	<b>NO</b>	<b>YDS</b>	<b>AVG</b>	<b>FC</b>	<b>LG</b>	<b>TD</b>					<b>Total</b>	<b>4</b>	<b>145</b>	<b>36.3</b>	<b>35.5</b>	<b>0/2</b>	<b>62</b>				
P. Cooper	1	3	3.0	1	3	0					<b>PUNT RETURNS</b>	<b>NO</b>	<b>YDS</b>	<b>AVG</b>	<b>FC</b>	<b>LG</b>	<b>TD</b>				
[OUT OF BOUNDS]	2	0	0.0	0	0	0					A. Jackson	2	12	6.0	0	11	0				
<b>Total</b>	<b>1</b>	<b>3</b>	<b>3.0</b>	<b>1</b>	<b>3</b>	<b>0</b>					[OUT OF BOUNDS]	1	0	0.0	0	0	0				
<b>KICKOFF RETURNS</b>	<b>NO</b>	<b>YDS</b>	<b>AVG</b>	<b>FC</b>	<b>LG</b>	<b>TD</b>					[TOUCHBACK]	1	0	0.0	0	0	0				
P. Cooper	4	87	21.8	0	28	0					<b>Total</b>	<b>2</b>	<b>12</b>	<b>6.0</b>	<b>0</b>	<b>11</b>	<b>0</b>				
[TOUCHBACK]	2	0	0.0	0	0	0					<b>KICKOFF RETURNS</b>	<b>NO</b>	<b>YDS</b>	<b>AVG</b>	<b>FC</b>	<b>LG</b>	<b>TD</b>				
<b>Total</b>	<b>4</b>	<b>87</b>	<b>21.8</b>	<b>0</b>	<b>28</b>	<b>0</b>					A. Jackson	3	109	36.3	0	57	0				
											[TOUCHBACK]	1	0	0.0	0	0	0				
											<b>Total</b>	<b>3</b>	<b>109</b>	<b>36.3</b>	<b>0</b>	<b>57</b>	<b>0</b>				

## DEFENSIVE STATISTICS (BASED ON PRESS BOX STATISTICS)

PLAYER	T	S	A	S-YDS	I-YDS	PD	FF	FR	PLAYER	T	S	A	S-YDS	I-YDS	PD	FF	FR
T. Hill	9	0	9	0-0	0-0	1	0	0	A. Donald	2	2	0	0-0	0-0	0	1	0
J. Johnson III	7	5	2	0-0	0-0	1	0	0	T. Walker	2	2	0	0-0	0-0	0	0	0
C. Littleton	7	3	4	1.0-6.0	1-2	1	0	0	N. Robey-Coleman	2	2	0	0-0	0-0	0	0	0
L. Joyner	6	0	6	0-0	0-0	0	0	0	C. Thompson	1	1	0	0-0	0-0	0	0	0
T. Johnson	5	4	1	0-0	0-0	0	0	0	R. Quinn	1	1	0	0-0	0-0	0	0	0
A. Ogletree	5	0	5	0-0	0-0	2	0	0	E. Westbrooks	1	0	1	0-0	0-0	0	0	0
C. Barwin	4	2	2	0-0	0-0	0	0	0	M. Christian	1	0	1	0-0	0-0	0	0	0
M. Brockers	4	1	3	0-0	0-0	1	0	0	<b>TOTAL</b>	<b>57</b>	<b>37</b>	<b>20</b>	<b>1.0-6.0</b>	<b>1-2</b>	<b>6</b>	<b>1</b>	<b>0</b>



# 16

## LOS ANGELES 13, SAN FRANCISCO 34

December 31, 2017 - L.A. Memorial Coliseum - Los Angeles, Calif.



**WEATHER: Sunny, 67 degrees - ATTENDANCE: 66,125 - TIME: 2:59**

The Los Angeles Rams rested their starters and key reserves in the regular season finale allowing younger players the chance to compete heading into the team's first post-season appearance since 2005. QB Sean Mannion got his first career start at QB behind an offensive line that featured four new starters. The third-year pro completed 20-of-34 passing attempts for 169 yards for a 71.8 quarterback rating, his pass catchers were plagued by drops as they only caught 58 percent of his passing attempts. Defensively, CB Kevin Peterson, who earned his first-career start, intercepted 49ers QB Jimmy Garoppolo twice, returning them for a combined 42 yards. Peterson finished with five passes defended, which is tied for the second-most by any defender during the 2017 season. LB Cory Littleton continued his strong season, carving out a role on the defensive side of the ball after playing extremely well on special teams all season. Littleton led the Rams defensive unit with eight tackles in his fifth-career start, the fourth of the 2017 campaign. S Cody Davis returned from injured reserve just in time for the playoffs, the Texas Tech product totaled three tackles and one pass defended in his return. K Sam Ficken, who played in his second-career NFL games had a solid outing, connecting on all three of his attempts including two field goals and one PAT to lead the team in scoring with seven points. P Johnny Hekker punted seven times covering 341 yards with a 48.7 average. Despite the loss, the Rams still retained the No. 3 seed heading into the NFC Playoffs.

### STARTING LINEUPS

#### SAN FRANCISCO 49ERS

WR 18	L. Murphy	DE 95	T. Carradine
LT 74	J. Staley	LDT 90	E. Mitchell
LG 75	L. Tomlinson	RDT 99	D. Buckner
C 67	D. Kilgore	RDE 94	S. Thomas
RG 63	B. Fusco	MIKE 56	R. Foster
RT 68	Z. Beadles	WILL 50	B. Coyle
TE 82	L. Paulsen	LCB 23	A. Witherspoon
WR 11	M. Goodwin	RCB 36	D. Johnson
RB 28	C. Hyde	NB 24	K. Williams
FB 44	K. Juszczyk	FS 38	A. Colbert
QB 10	J. Garoppolo	SS 35	E. Reid

#### LOS ANGELES RAMS

WR 11	T. Austin	DE 97	M. Fox
TE 89	T. Higbee	NT 93	E. Westbrooks
LT 63	D. Williams	DT 95	T. Walker
LG 66	A. Blythe	OLB 53	C. Thompson
C 72	A. Neary	OLB 50	S. Ebukam
RG 68	J. Brown	ILB 54	B. Hager
RT 73	C. Lucas	ILB 58	C. Littleton
WR 88	M. Thomas	LCB 47	K. Peterson
WR 10	P. Cooper	RCB 32	T. Hill
QB 14	S. Mannion	FS 24	B. Countess
RB 34	M. Brown	SS 43	J. Johnson III

**LOS ANGELES SUBSTITUTIONS:** K 5 S. Ficken, P 6 J. Hekker, CB 22 T. Johnson, CB 23 N. Robey-Coleman, RB 25 L. Dunbar, DB 27 I. Johnson, RB 33 J. Davis, S 38 C. Davis, LS 44 J. McQuaide, LB 55 C. Lynch, OLB 56 G. Sickels, TE 81 G. Everett, WR 83 J. Reynolds, TE 86 D. Carrier, DT 90 M. Brockers, DT 92 T. Smart, OLB 94 R. Quinn, OLB 98 C. Barwin

**LOS ANGELES DID NOT PLAY:** WR 12 S. Watkins, QB 16 J. Goff, WR 17 R. Woods, WR 18 C. Kupp, G 76 R. Saffold, T 79 R. Havenstein

**LOS ANGELES INACTIVES:** S 20 L. Joyner, LB 26 M. Barron, RB 30 T. Gurley II, LB 52 A. Ogletree, C 65 J. Sullivan, T 77 A. Whitworth, DT 99 A. Donald

### SCORING SUMMARY

	1	2	3	4	OT	TOTAL	FIELD GOALS
<b>VISITOR</b> San Francisco 49ers	10	10	7	7	-	34	(33), (48)
<b>HOME</b> Los Angeles Rams	3	3	0	7	-	13	(23), (21)

TEAM	Qtr	Clock Time	Play (Extra Point) (Drive Info)	Visitor	Home
49ers	1	12:08	R. Gould 33 yd. Field Goal (8-60, 2:52)	3	0
49ers	1	5:14	M. Goodwin 8 yd. pass from J. Garoppolo (R. Gould kick) (8-82, 4:27)	10	0
Rams	1	1:11	S. Ficken 23 yd. Field Goal (6-17, 2:13)	10	3
49ers	2	5:00	R. Gould 48 yd. Field Goal (11-67, 4:52)	13	3
49ers	2	1:13	C. Hyde 8 yd. run (R. Gould kick) (3-57, 1:00)	20	3
Rams	2	0:00	S. Ficken 21 yd. Field Goal (2-50, 0:09)	20	6
49ers	3	6:12	C. Hyde 5 yd. run (R. Gould kick) (7-60, 2:33)	27	6
49ers	4	14:54	A. Robinson 12 yd. pass from J. Garoppolo (R. Gould kick) (7-53, 3:39)	34	6
Rams	4	6:40	L. Dunbar 8 yd. run (S. Ficken kick) (15-72, 8:14)	34	13





## FINAL TEAM STATISTICS

	<b>49ERS</b>	<b>RAMS</b>		<b>49ERS</b>	<b>RAMS</b>
<b>TOTAL FIRST DOWNS</b>	<b>25</b>	<b>15</b>	<b>FGs - PATs Had Blocked</b>	<b>0-0</b>	<b>0-0</b>
By Rushing	10	6	Net Punting Average	40.5	44.1
By Passing	13	7	<b>TOTAL RETURN YARDAGE (W/O KOR)</b>	<b>32</b>	<b>48</b>
By Penalty	2	2	No. and Yards Punt Returns	3-32	2-6
<b>THIRD DOWN EFFICIENCY</b>	<b>6-12-50%</b>	<b>5-15-33%</b>	No. and Yards Kickoff Returns	0-0	1-13
<b>FOURTH DOWN EFFICIENCY</b>	<b>0-0-0%</b>	<b>1-1-100%</b>	No. and Yards Interception Returns	0-0	2-42
<b>TOTAL NET YARDS</b>	<b>463</b>	<b>251</b>	<b>PENALTIES Number and Yards</b>	<b>4-23</b>	<b>6-46</b>
Total Offensive Plays	63	63	<b>FUMBLES Number and Lost</b>	<b>1-1</b>	<b>4-2</b>
Average gain per offensive play	7.3	4.0	<b>TOUCHDOWNS</b>	<b>4</b>	<b>1</b>
<b>NET YARDS RUSHING</b>	<b>171</b>	<b>12</b>	Rushing	2	1
Total Rushing Plays	30	26	Passing	2	0
Average gain per rushing play	5.7	3.9	Returns	0	0
Tackles for a loss-number and yards	0-0	2-5	Other (Blocked Kicks, etc.)	0	0
<b>NET YARDS PASSING</b>	<b>292</b>	<b>149</b>	<b>EXTRA POINTS Made-Attempts</b>	<b>4-4</b>	<b>1-1</b>
Times thrown - yards lost attempting to pass	0-0	3-20	Kicking Made-Attempts	4-4	1-1
Gross yards passing	292	169	<b>FIELD GOALS Made-Attempts</b>	<b>2-2</b>	<b>2-2</b>
<b>PASS ATTEMPTS-COMP-HAD INT</b>	<b>33-20-2</b>	<b>34-20-0</b>	<b>RED ZONE EFFICIENCY</b>	<b>4-5-80%</b>	<b>1-3-33%</b>
Avg gain per pass play	8.8	4.0	<b>GOAL TO GO EFFICIENCY</b>	<b>2-2-100%</b>	<b>1-3-33%</b>
<b>KICKOFFS Number-In End Zone-TBs</b>	<b>7-6-6</b>	<b>3-3-3</b>	<b>SAFETIES</b>	<b>0</b>	<b>0</b>
<b>PUNTS Number and Average</b>	<b>2-43.5</b>	<b>7-48.7</b>	<b>FINAL SCORE</b>	<b>34</b>	<b>13</b>
Had Blocked	0	0	<b>TIME OF POSSESSION</b>	<b>29:09</b>	<b>30:51</b>

## FINAL INDIVIDUAL STATISTICS

<b>SAN FRANCISCO 49ERS</b>										<b>LOS ANGELES RAMS</b>											
<b>RUSHING</b>	<b>ATT</b>	<b>YDS</b>	<b>AVG</b>	<b>LG</b>	<b>TD</b>					<b>RUSHING</b>	<b>ATT</b>	<b>YDS</b>	<b>AVG</b>	<b>LG</b>	<b>TD</b>						
C. Hyde	15	90	6.0	16	2					M. Brown	14	54	3.9	20	0						
D. M. Breida	12	72	6.0	15	0					T. Austin	4	24	6.0	8	0						
M. Goodwin	1	10	10.0	10	0					L. Dunbar	6	20	3.3	8t	1						
J. Garoppolo	2	-1	-0.5	0	0					S. Mannion	2	4	2.0	2	0						
<b>Total</b>	<b>30</b>	<b>171</b>	<b>5.7</b>	<b>16</b>	<b>2</b>					<b>Total</b>	<b>26</b>	<b>116</b>	<b>4.5</b>	<b>34</b>	<b>0</b>						
<b>PASSING</b>	<b>ATT</b>	<b>CMP</b>	<b>YDS</b>	<b>SK/YD</b>	<b>TD</b>	<b>LG</b>	<b>IN</b>	<b>RT.</b>		<b>PASSING</b>	<b>ATT</b>	<b>CMP</b>	<b>YDS</b>	<b>SK/YD</b>	<b>TD</b>	<b>LG</b>	<b>IN</b>	<b>RT.</b>			
J. Garoppolo	33	20	292	0/0	2	44	2	84.4		S. Mannion	34	20	169	3/20	0	50	0	71.8			
<b>Total</b>	<b>33</b>	<b>20</b>	<b>292</b>	<b>0/0</b>	<b>2</b>	<b>44</b>	<b>2</b>	<b>84.4</b>		<b>Total</b>	<b>34</b>	<b>20</b>	<b>169</b>	<b>3/20</b>	<b>0</b>	<b>50</b>	<b>0</b>	<b>71.8</b>			
<b>RECEIVING</b>	<b>NO</b>	<b>YDS</b>	<b>AVG</b>	<b>LG</b>	<b>TD</b>					<b>RECEIVING</b>	<b>NO</b>	<b>YDS</b>	<b>AVG</b>	<b>LG</b>	<b>TD</b>						
G. Kittle	4	100	25.0	44	0					M. Brown	4	7	1.8	5	0						
K. Juszczyk	4	19	4.8	14	0					M. Thomas	3	75	25.0	50	0						
T. Taylor	2	29	14.5	15	0					G. Everett	3	16	5.3	6	0						
K. Bourne	2	28	14.0	16	0					T. Austin	3	14	4.7	9	0						
M. Goodwin	2	28	14.0	20	1					P. Cooper	2	30	15.0	26	0						
C. Hyde	2	10	5.0	7	0					J. Reynolds	2	16	8.0	11	0						
M. Breida	1	32	32.0	32	0					D. Carrier	2	10	5.0	7	0						
G. Celek	1	28	28.0	28	0					L. Dunbar	1	1	1.0	1	0						
A. Robinson	1	12	12.0	12t	1					<b>Total</b>	<b>20</b>	<b>169</b>	<b>8.5</b>	<b>50</b>	<b>0</b>						
L. Murphy	1	6	6.0	6	1					<b>INTERCEPTIONS</b>	<b>NO</b>	<b>YDS</b>	<b>AVG</b>	<b>LG</b>	<b>TD</b>						
<b>Total</b>	<b>20</b>	<b>292</b>	<b>14.6</b>	<b>44</b>	<b>2</b>					K. Peterson	2	42	21.0	38	0						
<b>INTERCEPTIONS</b>	<b>NO</b>	<b>YDS</b>	<b>AVG</b>	<b>LG</b>	<b>TD</b>					<b>Total</b>	<b>2</b>	<b>42</b>	<b>21.0</b>	<b>38</b>	<b>0</b>						
N/A	0	0	0.0	0	0					<b>PUNTING</b>	<b>NO</b>	<b>YDS</b>	<b>AVG</b>	<b>NET</b>	<b>TB/120</b>	<b>LG</b>					
<b>Total</b>	<b>0</b>	<b>0</b>	<b>0.0</b>	<b>0</b>	<b>0</b>					J. Hekker	7	341	48.7	44.1	0/2	58					
<b>PUNTING</b>	<b>NO</b>	<b>YDS</b>	<b>AVG</b>	<b>NET</b>	<b>TB/120</b>	<b>LG</b>					<b>Total</b>	<b>7</b>	<b>341</b>	<b>48.7</b>	<b>44.1</b>	<b>0/2</b>	<b>58</b>				
B. Pinion	2	87	43.5	40.5	0/0	51					<b>PUNT RETURNS</b>	<b>NO</b>	<b>YDS</b>	<b>AVG</b>	<b>FC</b>	<b>LG</b>	<b>TD</b>				
<b>Total</b>	<b>2</b>	<b>87</b>	<b>43.5</b>	<b>40.5</b>	<b>0/0</b>	<b>51</b>					P. Cooper	2	6	3.0	0	6	0				
<b>PUNT RETURNS</b>	<b>NO</b>	<b>YDS</b>	<b>AVG</b>	<b>FC</b>	<b>LG</b>	<b>TD</b>					<b>Total</b>	<b>2</b>	<b>6</b>	<b>3.0</b>	<b>0</b>	<b>6</b>	<b>0</b>				
T. Taylor	3	32	10.7	1	16	0					<b>KICKOFF RETURNS</b>	<b>NO</b>	<b>YDS</b>	<b>AVG</b>	<b>FC</b>	<b>LG</b>	<b>TD</b>				
[OUT OF BOUNDS]	3	0	0.0	0	0	0					D. Carrier	1	13	13.0	0	13	0				
<b>Total</b>	<b>3</b>	<b>32</b>	<b>10.7</b>	<b>1</b>	<b>16</b>	<b>0</b>					[TOUCHBACK]	6	0	0.0	0	0	0				
<b>KICKOFF RETURNS</b>	<b>NO</b>	<b>YDS</b>	<b>AVG</b>	<b>FC</b>	<b>LG</b>	<b>TD</b>					<b>Total</b>	<b>1</b>	<b>13</b>	<b>13.0</b>	<b>0</b>	<b>13</b>	<b>0</b>				
[TOUCHBACK]	3	0	0.0	0	0	0															
<b>Total</b>	<b>0</b>	<b>0</b>	<b>0.0</b>	<b>0</b>	<b>0</b>	<b>0</b>															

## DEFENSIVE STATISTICS (BASED ON PRESS BOX STATISTICS)

<b>PLAYER</b>	<b>T</b>	<b>S</b>	<b>A</b>	<b>S-YDS</b>	<b>I-YDS</b>	<b>PD</b>	<b>FF</b>	<b>FR</b>	<b>PLAYER</b>	<b>T</b>	<b>S</b>	<b>A</b>	<b>S-YDS</b>	<b>I-YDS</b>	<b>PD</b>	<b>FF</b>	<b>FR</b>
C. Littleton	8	5	3	0-0	0-0	0	0	0	S. Ebukam	2	2	1	0-0	0-0	0	0	0
K. Peterson	7	3	4	0-0	2-42	5	0	0	B. Countess	2	2	1	0-0	0-0	0	0	0
I. Johnson	5	1	4	0-0	0-0	0	0	0	T. Hill	2	2	1	0-0	0-0	0	0	0
B. Hager	4	4	0	0-0	0-0	0	1	1	C. Thompson	2	1	0	0-0	0-0	0	0	0
J. Johnson III	4	4	0	0-0	0-0	0	0	0	T. Smart	2	1	0	0-0	0-0	0	0	0
M. Fox	4	3	1	0-0	0-0	0	0	0	C. Lynch	2	0	0	0-0	0-0	0	0	0
N. Robey-Coleman	3	3	0	0-0	0-0	0	0	0	T. Walker	0	0	1	0-0	0-0	0	0	0
C. Davis	3	2	1	0-0	0-0	1	0	0	<b>TOTAL</b>	<b>54</b>	<b>37</b>	<b>17</b>	<b>0-0</b>	<b>2-42</b>	<b>6</b>	<b>1</b>	<b>0</b>



**WC****LOS ANGELES 13, ATLANTA 26**  
January 6, 2018 - L.A. Memorial Coliseum - Los Angeles, Calif.**WEATHER: Cloudy, 62 degrees - ATTENDANCE: 74,300 - TIME: 3:17**

The Los Angeles Rams came up short in their first appearance in the playoffs since the 2004 season. After trailing 13-0 with under three minutes to play in the first half, QB Jared Goff found WR Cooper Kupp behind the defense for a 14-yard touchdown completion. On the Falcons ensuing possession, Atlanta QB Matt Ryan was sacked on back-to-back plays, first by OLB Robert Quinn for a 10-yard loss and then a sack split by DE Morgan Fox and OLB Connor Barwin for a loss of three yards. After Atlanta was forced to punt, a defensive pass interference call with 43 seconds remaining in the first half put the Rams near midfield. Goff then completed a 38-yard strike down the middle of the field into the outstretched arms of a diving WR Robert Woods. The completion set up a field goal made by K Sam Ficken, trimming the Falcons lead to 13-10 at the half. On the first drive of the second half, the Falcons elapsed 8:15 off of the clock and knocked home a field goal by K Matt Bryant, extending their lead to 16-10. The Falcons held a 19-13 lead with just over seven minutes remaining in the contest when Ryan hit WR Mohamed Sanu on a short pass that Sanu took 52 yards to the Los Angeles 10-yard line. Two plays later, Ryan connected with WR Julio Jones for an eight-yard touchdown. Trailing 26-13 with just over two minutes remaining in the game, Goff's fourth down pass intended for WR Sammy Watkins fell incomplete. The Falcons advanced to the Divisional Round of the playoffs to face the Philadelphia Eagles. Woods became the fourth receiver in franchise history to post 100-plus receiving yards in their postseason debut with the Rams, joining Kevin Curtis, Isaac Bruce and Jim Benton.

**STARTING LINEUPS****ATLANTA FALCONS**

WR 11	Ju. Jones	DE 99	A. Clayborn
LT 70	J. Matthews	DT 92	D. Poe
LG 63	B. Garland	DT 97	G. Jarrett
C 51	A. Mack	LB 44	V. Beasley
RG 71	W. Schweitzer	LB 45	D. Jones
RT 73	R. Schraeder	LB 59	D. Campbell
TE 81	A. Hooper	CB 23	R. Alford
TE 80	L. Toilolo	CB 21	D. Trufant
WR 12	M. Sanu	CB 34	B. Poole
QB 2	M. Ryan	S 37	R. Allen
RB 24	D. Freeman	S 22	K. Neal

**LOS ANGELES RAMS**

WR 11	T. Austin	DE 90	M. Brockers
TE 89	T. Higbee	NT 93	E. Westbrooks
LT 77	A. Whitworth	DT 99	A. Donald
LG 76	R. Saffold	OLB 94	R. Quinn
C 65	J. Sullivan	OLB 98	C. Barwin
RG 68	J. Brown	ILB 52	A. Ogletree
RT 79	R. Havenstein	ILB 26	M. Barron
WR 12	S. Watkins	LCB 22	T. Johnson
WR 17	R. Woods	RCB 32	T. Hill
QB 16	J. Goff	FS 20	L. Joyner
RB 30	T. Gurley II	SS 43	J. Johnson III

**LOS ANGELES SUBSTITUTIONS:** K 5 S. Ficken, P 6 J. Hekker, WR 10 P. Cooper, WR 18 C. Kupp, CB 23 N. Robey-Coleman, DB 24 B. Countess, DB 27 I. Johnson, RB 34 M. Brown, S 38 C. Davis, LS 44 J. McQuaide, CB 47 K. Peterson, OLB 50 S. Ebukam, OLB 53 C. Thompson, LB 54 B. Hager, OLB 58 C. Littleton, T 63 D. Williams, C 66 A. Blythe, TE 81 G. Everett, WR 83 J. Reynolds, TE 86 D. Carrier, DT 92 T. Smart, DT 95 T. Walker, DE 97 M. Fox

**LOS ANGELES DID NOT PLAY:** QB 14 S. Mannion

**LOS ANGELES INACTIVES:** RB 25 L. Dunbar, RB 33 J. Davis, LB 55 C. Lynch, OLB 56 G. Sickels, C/G 72 A. Neary, T 73 C. Lucas, WR 88 M. Thomas

**SCORING SUMMARY**

	1	2	3	4	OT	TOTAL	FIELD GOALS
<b>VISITOR</b> Atlanta Falcons	6	7	6	7	-	26	(29), (51), (25), (54)
<b>HOME</b> Los Angeles Rams	0	10	0	3	-	13	(35), (32)

TEAM	Qtr	Clock Time	Play (Extra Point) (Drive Info)	Visitor	Home
Falcons	1	7:13	M. Bryant 29 yd. Field Goal (4-6, 1:27)	3	0
Falcons	1	1:23	M. Bryant 51 yd. Field Goal (9-57, 4:12)	6	0
Falcons	2	11:34	D. Freeman 3 yd. run (M. Bryant kick) (8-32, 4:41)	13	0
Rams	2	2:34	C. Kupp 14 yd. pass from J. Goff (S. Ficken kick) (7-79, 3:09)	13	7
Rams	2	0:03	S. Ficken 35 yd. Field Goal (6-67, 1:12)	13	10
Falcons	3	6:45	M. Bryant 25 yd. Field Goal (16-76, 8:15)	16	10
Falcons	3	0:19	M. Bryant 54 yd. Field Goal (10-45, 4:52)	19	10
Rams	4	10:49	S. Ficken 32 yd. Field Goal (9-67, 4:30)	19	13
Rams	4	5:48	Ju. Jones 8 yd. pass from M. Ryan (M. Bryant kick) (8-83, 5:01)	26	13



## FINAL TEAM STATISTICS

	FALCONS	RAMS	FALCONS	RAMS
<b>TOTAL FIRST DOWNS</b>	<b>20</b>	<b>19</b>	<b>FGs - PATs Had Blocked</b>	<b>0-0</b>
By Rushing	7	5	Net Punting Average	50.2
By Passing	13	12	<b>TOTAL RETURN YARDAGE (W/O KOR)</b>	<b>4</b>
By Penalty	0	2	No. and Yards Punt Returns	1-4
<b>THIRD DOWN EFFICIENCY</b>	<b>5-15-33%</b>	<b>5-14-36%</b>	No. and Yards Kickoff Returns	3-32
<b>FOURTH DOWN EFFICIENCY</b>	<b>1-1-100%</b>	<b>1-3-33%</b>	No. and Yards Interception Returns	0-0
<b>TOTAL NET YARDS</b>	<b>322</b>	<b>361</b>	<b>PENALTIES Number and Yards</b>	<b>4-51</b>
Total Offensive Plays	72	64	<b>FUMBLES Number and Lost</b>	<b>0-0</b>
Average gain per offensive play	4.5	5.6	<b>TOUCHDOWNS</b>	<b>2</b>
<b>NET YARDS RUSHING</b>	<b>124</b>	<b>115</b>	Rushing	1
Total Rushing Plays	39	16	Passing	1
Average gain per rushing play	3.2	7.2	Returns	0
Tackles for a loss-number and yards	4-8	2-8	Other (Blocked Kicks, etc.)	0
<b>NET YARDS PASSING</b>	<b>198</b>	<b>246</b>	<b>EXTRA POINTS Made-Attempts</b>	<b>2-2</b>
Times thrown - yards lost attempting to pass	3-20	3-13	Kicking Made-Attempts	2-2
Gross yards passing	218	259	<b>FIELD GOALS Made-Attempts</b>	<b>4-4</b>
<b>PASS ATTEMPTS-COMP-HAD INT</b>	<b>30-21-0</b>	<b>45-24-0</b>	<b>RED ZONE EFFICIENCY</b>	<b>2-4-50%</b>
Avg gain per pass play	6.0	5.1	<b>GOAL TO GO EFFICIENCY</b>	<b>2-3-67%</b>
<b>KICKOFFS Number-In End Zone-TBs</b>	<b>7-2-1</b>	<b>4-2-1</b>	<b>SAFETIES</b>	<b>0</b>
<b>PUNTS Number and Average</b>	<b>5-51.6</b>	<b>5-43.6</b>	<b>FINAL SCORE</b>	<b>26</b>
Had Blocked	0	0	<b>TIME OF POSSESSION</b>	<b>37:35</b>

## FINAL INDIVIDUAL STATISTICS

ATLANTA FALCONS										LOS ANGELES RAMS									
<b>RUSHING</b>	<b>ATT</b>	<b>YDS</b>	<b>AVG</b>	<b>LG</b>	<b>TD</b>					<b>RUSHING</b>	<b>ATT</b>	<b>YDS</b>	<b>AVG</b>	<b>LG</b>	<b>TD</b>				
D. Freeman	18	66	3.7	22	1					T. Gurley II	14	101	7.2	33	0				
T. Coleman	14	40	2.9	7	0					M. Brown	2	14	7.0	11	0				
Ju. Jones	1	13	13.0	13	0					<b>Total</b>	<b>16</b>	<b>115</b>	<b>7.2</b>	<b>33</b>	<b>0</b>				
M. Ryan	6	5	0.8	4	0					<b>PASSING</b>	<b>ATT</b>	<b>CMP</b>	<b>YDS</b>	<b>SK/YD</b>	<b>TD</b>	<b>LG</b>	<b>IN</b>	<b>RT.</b>	
<b>Total</b>	<b>39</b>	<b>124</b>	<b>3.2</b>	<b>22</b>	<b>1</b>					J. Goff	45	24	259	3/13	1	38	0	77.9	
<b>PASSING</b>	<b>ATT</b>	<b>CMP</b>	<b>YDS</b>	<b>SK/YD</b>	<b>TD</b>	<b>LG</b>	<b>IN</b>	<b>RT.</b>		<b>Total</b>	<b>45</b>	<b>24</b>	<b>259</b>	<b>3/13</b>	<b>1</b>	<b>38</b>	<b>0</b>	<b>77.9</b>	
M. Ryan	30	21	218	3/20	1	52	0	101.8		<b>RECEIVING</b>	<b>NO</b>	<b>YDS</b>	<b>AVG</b>	<b>LG</b>	<b>TD</b>				
<b>Total</b>	<b>30</b>	<b>21</b>	<b>218</b>	<b>3/20</b>	<b>1</b>	<b>52</b>	<b>0</b>	<b>101.8</b>		R. Woods	9	142	15.8	38	0				
<b>RECEIVING</b>	<b>NO</b>	<b>YDS</b>	<b>AVG</b>	<b>LG</b>	<b>TD</b>					C. Kupp	8	69	8.6	15	1				
Ju. Jones	9	94	10.4	27	1					T. Gurley II	4	10	2.5	4	0				
M. Sanu	4	75	18.8	52	0					S. Watkins	1	23	23.0	23	0				
T. Coleman	3	28	9.3	14	0					T. Higbee	1	11	11.0	11	0				
A. Hooper	3	15	5.0	5	0					G. Everett	1	4	4.0	4	0				
D. Freeman	1	3	3.0	3	0					<b>Total</b>	<b>24</b>	<b>259</b>	<b>10.8</b>	<b>38</b>	<b>1</b>				
J. Hardy	1	3	3.0	3	0					<b>INTERCEPTIONS</b>	<b>NO</b>	<b>YDS</b>	<b>AVG</b>	<b>LG</b>	<b>TD</b>				
<b>Total</b>	<b>21</b>	<b>218</b>	<b>10.4</b>	<b>52</b>	<b>1</b>					N/A	0	0	0.0	0	0				
<b>INTERCEPTIONS</b>	<b>NO</b>	<b>YDS</b>	<b>AVG</b>	<b>LG</b>	<b>TD</b>					<b>Total</b>	<b>0</b>	<b>0</b>	<b>0.0</b>	<b>0</b>	<b>0</b>				
N/A	0	0	0.0	0	0					<b>PUNTING</b>	<b>NO</b>	<b>YDS</b>	<b>AVG</b>	<b>NET</b>	<b>TB/120</b>	<b>LG</b>			
<b>Total</b>	<b>0</b>	<b>0</b>	<b>0.0</b>	<b>0</b>	<b>0</b>					J. Hekker	5	218	43.6	42.8	0/5	66			
<b>PUNTING</b>	<b>NO</b>	<b>YDS</b>	<b>AVG</b>	<b>NET</b>	<b>TB/120</b>	<b>LG</b>				<b>Total</b>	<b>5</b>	<b>218</b>	<b>43.6</b>	<b>42.8</b>	<b>0/5</b>	<b>66</b>			
M. Boshier	5	258	51.6	50.2	0/0	60				<b>PUNT RETURNS</b>	<b>NO</b>	<b>YDS</b>	<b>AVG</b>	<b>FC</b>	<b>LG</b>	<b>TD</b>			
<b>Total</b>	<b>5</b>	<b>258</b>	<b>51.6</b>	<b>50.2</b>	<b>0/0</b>	<b>60</b>				P. Cooper	4	7	1.8	0	9	0			
<b>PUNT RETURNS</b>	<b>NO</b>	<b>YDS</b>	<b>AVG</b>	<b>FC</b>	<b>LG</b>	<b>TD</b>				B. Countess	1	0	0.0	0	0	0			
A. Roberts	1	4	4.0	3	4	0				<b>Total</b>	<b>5</b>	<b>7</b>	<b>1.4</b>	<b>0</b>	<b>9</b>	<b>0</b>			
[DOWNED]	1	0	0.0	0	0	0				<b>KICKOFF RETURNS</b>	<b>NO</b>	<b>YDS</b>	<b>AVG</b>	<b>FC</b>	<b>LG</b>	<b>TD</b>			
<b>Total</b>	<b>1</b>	<b>4</b>	<b>4.0</b>	<b>3</b>	<b>4</b>	<b>0</b>				P. Cooper	6	120	20.0	0	26	0			
<b>KICKOFF RETURNS</b>	<b>NO</b>	<b>YDS</b>	<b>AVG</b>	<b>FC</b>	<b>LG</b>	<b>TD</b>				[TOUCHBACK]	1	0	0.0	0	0	0			
A. Roberts	3	32	10.7	0	18	0				<b>Total</b>	<b>6</b>	<b>120</b>	<b>20.0</b>	<b>0</b>	<b>26</b>	<b>0</b>			
[TOUCHBACK]	1	0	0.0	0	0	0													
<b>Total</b>	<b>3</b>	<b>32</b>	<b>10.7</b>	<b>0</b>	<b>18</b>	<b>0</b>													

## DEFENSIVE STATISTICS (BASED ON PRESS BOX STATISTICS)

PLAYER	T	S	A	S-YDS	I-YDS	PD	FF	FR	PLAYER	T	S	A	S-YDS	I-YDS	PD	FF	FR
L. Joyner	11	10	1	0-0	0-0	0	0	0	N. Robey-Coleman	3	3	0	0-0	0-0	1	0	0
M. Barron	10	8	2	0-0	0-0	0	0	0	E. Westbrooks	3	2	1	0-0	0-0	0	0	0
T. Hill	6	5	1	0-0	0-0	3	0	0	T. Johnson	3	2	1	0-0	0-0	0	0	0
J. Johnson III	6	4	2	0-0	0-0	0	0	0	T. Walker	3	2	1	0-0	0-0	0	0	0
A. Ogletree	5	5	0	0-0	0-0	0	0	0	C. Barwin	3	1	2	0.5-1.5	0-0	0	0	0
M. Fox	5	4	1	0.5-1.5	0-0	0	0	0	B. Countess	1	1	0	0-0	0-0	0	0	0
A. Donald	5	4	1	0.5-3.5	0-0	0	0	0	S. Ebukam	1	0	1	0-0	0-0	0	0	0
R. Quinn	3	3	0	1.0-10	0-0	0	0	0	M. Brockers	0	1	1	0.5-3.5	0-0	0	0	0
<b>TOTAL</b>	<b>69</b>	<b>55</b>	<b>14</b>	<b>3.0-20</b>	<b>0-0</b>	<b>4</b>	<b>0</b>	<b>0</b>									





# 11 | TAVON AUSTIN

Position:	Wide Receiver
Ht./Wt.:	5-8/179
Birth Date:	3/15/90
College:	West Virginia
Hometown:	Baltimore, Md.
Experience:	5th year (5th Rams)
Acquired:	D1-2013 (8th)

Career GP/GS (Playoffs): 75/50 (1/0)



**TRANSACTIONS:** Selected No. 8 overall in the 2013 NFL Draft by the St. Louis Rams (4/25/13).

**PRO:** Has played in 75 games with 50 starts for the Rams...collected 194 receptions for 1,689 yards and 12 receiving touchdowns...carried the ball 184 times for 1,238 yards and nine touchdowns...one of five players in Rams history with 400 or more receiving, rushing, kick return and punt return yards in his career...has been awarded NFC Special Teams Player of the Week honors three times...at Washington (12/7/14) for his 143 punt return yards, including a 78-yard punt return touchdown...at Indianapolis (11/10/13) when he notched a 98-yard punt return for a touchdown...his 145 punt return yards were the second-most in a single game in franchise history...became the first player in NFL history with a 95-plus yard punt-return touchdown and two 55-plus yard receiving touchdowns in the same game...vs. Seattle (9/13/15) for his 75-yard punt returned for a score...the Rams executed a trade with the Buffalo Bills in which the team gave up their 16th, 46th, 78th and 222nd picks to get Austin at No. 8...he became the ninth wide receiver drafted by the Rams in the first round and the first taken in the opening round since Torry Holt was selected No. 6 overall in the 1999 NFL Draft.

**2017 SEASON:** Started nine-of-16 games this season...finished the regular season with 13 receptions for 47 yards and 59 carries for 270 yards (4.6 avg.) and one rushing touchdown...**at Dallas (10/1):** Saw action at wide receiver, running back and punt returner...rushed for 48 yards on six carries (8.0 avg.)...returned three punts for 20 yards...**vs. Seattle (10/8):** Started at wide receiver...caught three passes for 14 yards...rushed for 27 yards on six carries, including a 27-yard touchdown...**vs. Arizona (10/22):** Started at wide receiver...hauled in two receptions for 15 yards and rushed for 27 yards on three carries...**at New York Giants (11/5):** Saw action at wide receiver and running back...rushed for 34 yards on six carries (5.7 avg.)...**vs. New Orleans (11/26):** Started at wide receiver...rushed for 17 yards on five carries...hauled in three receptions...**at Seattle (12/17):** Saw action at wide receiver and at running back...collected 44 yards on a career-high 10 carries (4.4 avg.)...**vs. San Francisco (12/31):** Started at wide receiver and saw action at running back...hauled in three receptions for 14 yards...rushed for 24 yards on six carries (6.0 avg.)...**Wild Card vs. Atlanta (1/6/18):** Saw action at wide receiver.

**2016 SEASON:** Played in and started a career-high 15 games, finished the season second on the team with 58 receptions for 509 yards, both career highs...also added a career-high 44 punt returns...**at Tampa Bay (9/25):** Accumulated 116 all-purpose yards...led the team with five receptions for 82 yards, including a 43-yard touchdown reception...**at Arizona (10/2):** Caught two passes for 14 yards...had a season-high 47-yard punt return in the fourth quarter, which helped set up the Rams game-winning touchdown...**vs. Buffalo (10/9):** Led the Rams with a career-high seven receptions totalling 59 yards, including a 31-yard reception from QB Case Keenum in the second quarter...moved into the top-40 in Rams history in rushing yards after compiling 26 yards on three carries...**vs. New York Giants (10/23):** Recorded 57 receiving yards on a team-leading and career-high 10 receptions, including a 10-yard touchdown reception on the team's opening drive...also rushed one time for 10 yards...had three punt returns for 28 yards...**at New Orleans (11/27):** Caught four passes for 49 yards and one touchdown...rushed one time for 10 yards and returned one punt for eight yards...was the recipient of rookie QB Jared Goff's first career touchdown pass...**vs. Atlanta (12/11):** Hauled in seven receptions for 62 yards...rushed twice for 27 yards, including a 23-yard rush, his longest of the season...added a career-high seven punt returns for 74 yards...had three punt returns of 20-plus yards...**vs. San Francisco (12/24):** Had a season-long 30-yard rushing touchdown...added two receptions for 14 yards and five punt returns for 12 yards.

**2015 SEASON:** Started at wide receiver in 15 games...finished the season leading the team in receptions (52)...accumulated 907 total yards from scrimmage (receiving yards - 473 and rushing yards - 434) setting new career-high...also had 268 punt return yards...notched a career-high 10 touchdowns on the season (5 receiving, 4 rushing, 1 punt return)...**at Cincinnati (11/29):** Started at wide receiver...led the team in rushing yards with four rushes for 63 yards and one touchdown...also had six catches for 33 yards...tallied a 60-yard rush which was his second longest rush of his career...in total, posted 10 offensive touches for 96 yards...**vs. San Francisco (11/1):** Started at wide receiver...tallied a 2-yard touchdown rush and added 66-yard touchdown reception...led the team in receptions (4) and receiving yards (98)...**at Arizona (10/4):** Started at wide receiver...led the team in receptions (six) and receiving yards (98)...hauled in two receiving touchdowns from QB Nick Foles, marked the third game of his career that he had two receiving touchdowns...also added two rushes for 20 yards...**vs. Seattle (9/13):** Rushed 11 yards into the endzone...also notched a 75-yard punt return...became the fifth player in the past 20 years to score a touchdown on a punt return and a rush in the same game...he is the first player in NFL history with a 75-plus yard punt-return touchdown in each of his first three seasons.

**2014 SEASON:** Caught 31 passes for 242 yards, carried the ball 36 times for 224 yards and two touchdowns, also returned 35 punts for 391 yards and one touchdown for a net total of 877 yards and three total touchdowns in 2014...**at San Diego (11/23):** Started at wide receiver...also saw action at running back and punt returner...ran the ball three times for 27 yards and one touchdown...notched three receptions for 11 yards...returned two punts for 44 yards...**at Washington (12/7):** Started at wide receiver, also saw action at punt returner...finished the day with 203 combined net yards (receiving yards-14, rushing yards-46, return yards-143) including a 78-yard punt return for a touchdown...marked the second punt returned for a touchdown of his career...

Austin earned NFC Special Teams Player of the Week honors vs. Seattle (9/13/15)



earned NFC Special Teams Player of the Week honors...**vs. New York Giants (12/21)**: Saw action at wide receiver and punt returner...hauled in one pass for 15 yards...finished the day with 25 yards on three carries...returned three punts for 61 yards including a long of 41 yards...

Austin earned NFC Special Teams  
Player of the Week honors at  
Washington (12/7/14)



**2013 SEASON**: Finished the season with 40 catches in 13 games and six total touchdowns (four receiving, one rushing and one via punt return)...became the first player in NFL history with a 95-yard punt return for touchdown, 80-yard touchdown reception and 65-yard rushing score in the same season...his 98-yard

punt return at Indianapolis is tied for the third longest punt return of all-time in the NFL...marks the second longest punt return in franchise history, behind Robert Bailey's 103-yard return at New Orleans (10/23/94)...named NFC Special Teams Player of the month for November...**at Atlanta (9/15)**: Earned his first NFL start...registered his first NFL touchdown on a 6-yard pass from QB Sam Bradford, and added a second touchdown reception on a 10-yard grab...finished the game with six receptions for 47 yards...

**at Indianapolis (11/10)**: Notched a 98-yard punt return for a touchdown...his 145 punt return yards were the second-most in a single game in franchise history...recorded a second score on a 57-yard reception from QB Kellen Clemens...tallied his third score

Austin earned NFC Special Teams  
Player of the Week honors  
at Indianapolis (11/10/13)



of the day on a career-long 81-yard touchdown reception from Clemens... finished the game with 314 all-purpose yards (145 punt return, 138 receiving, 27 kickoff return and four yards rushing), the second-best single-game performance in team history...first player in NFL history with a 95-plus yard punt-return touchdown and two 55-plus yard receiving touchdowns in the same game...joined Pro Football Hall of Famer Gale Sayers (December 12, 1965) and Randy Moss (November 26, 1998) as the only players age 22 or younger with three 50-plus yard touchdowns in the same game...finished the game with 142 scrimmage yards (138 receiving, four 145 punt-return yards, joined by Steve Smith as the only players in NFL history 140 scrimmage yards and 140 punt-return yards in the same game...earned NFC Special Teams Player of the Week and NFL Rookie of the Week honors...**vs. Chicago (11/24)**: Rushed 65 yards for a touchdown, the first rushing touchdown of his career...marks the Rams' longest rush since Marshall Faulk had a 70-yard rush (12/23/01)...the third player since 1940 with four 50-plus yard touchdowns in consecutive games, the other two are Jim Brown (Cle) and Gale Sayers (Chi)...marked his fourth consecutive touchdown of 57 yards or more.

Austin is the Rams' first  
wide receiver chosen in  
the first round since Torry  
Holt was drafted No. 6 in  
the 1999 NFL Draft.



1965) and Randy Moss (November 26, 1998) as the only players age 22 or younger with three 50-plus yard touchdowns in the same game...finished the game with 142 scrimmage yards (138 receiving, four 145 punt-return yards, joined by Steve Smith as the only players in NFL history 140 scrimmage yards and 140 punt-return yards in the same game...earned NFC Special Teams Player of the Week and NFL Rookie of the Week honors...**vs. Chicago (11/24)**: Rushed 65 yards for a touchdown, the first rushing touchdown of his career...marks the Rams' longest rush since Marshall Faulk had a 70-yard rush (12/23/01)...the third player since 1940 with four 50-plus yard touchdowns in consecutive games, the other two are Jim Brown (Cle) and Gale Sayers (Chi)...marked his fourth consecutive touchdown of 57 yards or more.

**COLLEGE**: As a senior, named Big 12 Conference co-Special Teams Player of the Year...was the recipient of the Paul Hornung Award, given to the most versatile player in the nation...named a semi-finalist for the Biletnikoff Award (nation's top receiver)...received All-American first-team honors from The NFL Draft Report, American Football Coaches Association and CBS Sports as an all-purpose back, adding second-team honors from CBS Sports and the Walter Camp Foundation as a receiver...added All-Big 12 Conference first-team recognition as a kick returner and all-purpose back from the league's coaches and ESPN, while garnering second-team accolades as a receiver from the Associated Press...became the first Mountaineer to score a touchdown four different ways in one season (catch, rush, kick and punt return)...joined fellow wide-out Stedman Bailey in setting the school season-record with 114 receptions, ranking third nationally with an average of 8.77 grabs per game...led the nation with an average of 223.85 all-purpose yards per game, setting school and Big 12 season-records with a total of 2,910 yards, surpassing the old WVU mark of 2,574 yards by Austin in 2011 and the league record of 2,833 yards by Jeremy Maclin of Missouri in 2008...the only players in NCAA FBS history to gain more all-purpose yards in a season were Barry Sanders of Oklahoma State (3,250 in 1998), Ryan Benjamin of Pacific (2,995 in 1991) and Chris Johnson of East Carolina (2,960 in 2007)...gained at least 100 yards receiving in six contests and generated at least 200 all-purpose yards in seven games...as a junior, earned All-American first-team honors as a return specialist from The NFL Draft Report, CBS Sports and Phil Steele, and added third-team accolades from the Associated Press...All-Big East Conference first-team choice received league Special Teams Player of the Year and West Virginia Offensive Player of the Year recognition, in addition to being selected to the All-Bowl squads named by Yahoo! Sports, CBS Sports and College Football News...returned to slot receiver, starting 11 games, as he set a then-school season-record with 101 receptions for 1,186 yards (11.74 ypc) and eight touchdowns, topping the previous WVU mark of 77 grabs by David Saunders (1998)...his 268 yards gained on 19 punt returns (led the Big East and placed sixth in the FBS with a 14.11-yard average) was the 10th-highest total by a Mountaineer in a season...led the nation with an average of 198.00 all-purpose yards per game, as he touched the ball 172 times for a then school record 2,574 yards, joining Steve Slaton (2,104 in 2006) as the only Mountaineers to register 2,000 all-purpose yards in a season...as a sophomore, earned an All-Big East Conference first-team choice by the league's coaches...started 11 of the 13 games he appeared in at the "H" receiver position, ranking second on the team with 58 receptions for 787 yards (13.57 ypc) and eight touchdowns...rushed 16 times for 161 yards, returned 12 kickoffs for 230 yards (19.17 avg) and was third on the team with 1,178 all-purpose yards...earned the Freshman All-Big East Conference selection started at slot receiver vs. East Carolina, Auburn, Louisville and Pittsburgh while appearing in all 13 games.

**PERSONAL**: Multidisciplinary studies major at West Virginia and member of the Garrett Ford Academic Honor Roll...son of Cathy Green and the oldest of four children...attended Dunbar (Baltimore, Md.) High School...started at running back, but was often used in the slot and handled return duties...the two-time consensus Maryland Player of the Year and All-State choice closed his career as the state record-holder with 790 points scored, 123 total touchdowns, 9,258 all-purpose yards and 7,962 yards rushing...three-time Baltimore Sun Player of the Year and Digital Sports' All-Metro Offensive Player of the Year...participated in numerous community events, including Taste of the NFL, Hayes for the Holidays and the All-Community Ticket program - Tay-Awesome.

# TAVON AUSTIN NFL STATISTICS

## REGULAR SEASON

Year	Team	Receiving						Rushing					TD
		G/S	No	Yds	Avg	Lg	TD	Att	Yds	Avg	Lg		
2013	RAMS	13/3	40	418	10.5	81t	4	9	151	16.8	65t	1	
2014	RAMS	15/8	31	242	7.8	28	0	36	224	6.2	19	2	
2015	RAMS	16/14	52	473	9.1	66t	5	52	434	8.3	60	4	
2016	RAMS	15/15	58	509	8.8	43t	3	28	159	6.0	30t	1	
2017	RAMS	16/9	13	47	3.6	13	0	59	270	4.6	27t	1	
<b>TOTALS</b>		75/50	194	1,689	8.7	81t	12	184	1,238	6.7	65t	9	

Year	Team	Punt Returns					Kickoff Returns					TD
		No	Yds	Avg	Lg	TD	Att	Yds	Avg	Lg		
2013	RAMS	33	280	8.5	98t	1	18	398	22.1	32	0	
2014	RAMS	35	391	11.2	78t	1	2	19	9.5	11	0	
2015	RAMS	34	268	7.9	75t	1	3	16	5.3	7	0	
2016	RAMS	44	364	8.3	47	0	1	5	5.0	5	0	
2017	RAMS	12	53	4.4	12	0	1	13	13.0	13	0	
<b>TOTALS</b>		158	1,356	8.6	98t	3	25	451	18.0	32	0	

## POSTSEASON

Year	Team	Receiving						Rushing					TD
		G/S	No	Yds	Avg	Lg	TD	Att	Yds	Avg	Lg		
2017	RAMS	1/0	0	0	0.0	0	0	0	0	0.0	0	0	

### SINGLE GAME HIGHS

Receptions – 10, vs. New York Giants (10/23/16)  
 Yards – 138, at Indianapolis (11/10/13)  
 Carries – 10, at Seattle (12/17/17)  
 Rushing yards – 65, vs. Chicago (11/24/13)  
 Longest reception– 81, at Indianapolis (11/10/13)

# TAVON AUSTIN GAME-BY-GAME STATISTICS

## 2017 LOS ANGELES RAMS

Game	W/L	G/S	Receiving						Rushing						Returns							
			No	Yds	Avg	Lg	TD	Att	Yds	Avg	Lg	TD	PR	FC	YDS	LG	TD	KR	YDS	AVG	LG	TD
IND 9/10	W	1/0	1	7	7.0	7	0	2	11	5.5	9	0	3	0	15	8	0	1	13	13.0	13	0
WAS 9/17	L	1/1	0	0	0.0	0	0	2	3	1.5	3	0	3	0	18	12	0	0	0	0.0	0	0
@SF 9/21	W	1/1	0	0	0.0	0	0	3	14	4.7	8	0	1	1	0	0	0	0	0.0	0	0	
@DAL 10/1	W	1/0	1	-2	-2.0	-2	0	6	48	8.0	14	0	3	0	20	7	0	0	0	0.0	0	0
SEA 10/8	L	1/1	3	14	4.7	9	0	6	27	4.5	27t	1	2	0	0	0	0	0	0.0	0	0	
@JAC 10/15	W	1/0	0	0	0.0	0	0	2	0	0.0	6	0	0	0	0	0	0	0	0.0	0	0	
ARI 10/22	W	1/1	2	15	7.5	13	0	3	27	9.0	17	0	0	0	0	0	0	0	0.0	0	0	
@NYG 11/5	W	1/0	0	9	0.0	9	0	6	34	5.7	21	0	0	0	0	0	0	0	0.0	0	0	
HOU 11/12	W	1/1	0	0	0.0	0	0	5	2	0.4	7	0	0	0	0	0	0	0	0.0	0	0	
@MIN 11/19	L	1/0	0	0	0.0	0	0	0	0	0.0	0	0	0	0	0	0	0	0	0.0	0	0	
NO 11/26	W	1/1	3	-1	-0.3	4	0	5	17	3.4	10	0	0	0	0	0	0	0	0.0	0	0	
@ARI 12/2	W	1/1	0	0	0.0	0	0	3	8	2.7	4	0	0	0	0	0	0	0	0.0	0	0	
PHI 12/10	L	1/1	0	0	0.0	0	0	1	6	6.0	0	0	0	0	0	0	0	0	0.0	0	0	
@SEA 12/17	W	1/0	0	0	0.0	0	0	10	44	4.4	18	0	0	0	0	0	0	0	0.0	0	0	
@TEN 12/24	W	1/0	0	0	0.0	0	0	0	0	0.0	0	0	0	0	0	0	0	0	0.0	0	0	
SF 12/3	L	1/1	3	14	4.7	9	0	4	24	6.0	8	0	0	0	0	0	0	0	0.0	0	0	
<b>TOTALS</b>	11-5	16/9	13	47	3.6	13	0	59	270	4.6	27t	1	12	1	53	12	0	1	13	13.0	13	0
<b>POSTSEASON</b>																						
ATL 1/6/18	L	1/0	0	0	0.0	0	0	0	0	0.0	0	0	0	0	0	0	0	0	0.0	0	0	0
<b>TOTALS</b>	0-1	1/0	0	0	0.0	0	0	0	0	0.0	0	0	0	0	0	0	0	0	0.0	0	0	0

## 2016 LOS ANGELES RAMS

Game	W/L	G/S	Receiving						Rushing						Returns							
			No	Yds	Avg	Lg	TD	Att	Yds	Avg	Lg	TD	PR	FC	YDS	LG	TD	KR	YDS	AVG	LG	TD
@SF 9/12	L	1/1	4	13	3.3	5	0	1	2	2.0	2	0	4	3	38	28	0	0	0	0	0	0
SEA 9/18	W	1/1	5	50	10.0	27	0	2	6	3.0	0	0	3	1	15	15	0	0	0	0	0	0
@TB 9/25	W	1/1	5	82	16.4	43t	1	2	22	11.0	14	0	2	2	12	8	0	1	5	5.0	5	0
@ARI 10/2	W	1/1	2	14	7.0	8	0	1	-6	-6.0	-6	0	1	1	47	47	0	0	0	0	0	0
BUF 10/9	L	1/1	7	59	8.4	31	0	3	26	8.7	9	0	2	2	5	0	0	0	0	0	0	0
@DET 10/16	L	1/1	3	24	8.0	15	0	3	2	0.7	8	0	1	1	2	2	0	0	0	0	0	0
NYG 10/23	L	1/1	10	57	5.7	10t	1	1	10	10.0	10	0	3	1	28	19	0	0	0	0	0	0
CAR 11/6	L	1/1	1	17	17.0	17	0	1	1	1.0	1	0	4	1	40	19	0	0	0	0	0	0
@NYJ 11/13	W	1/1	2	19	9.5	20	0	2	10	5.0	6	0	4	1	38	15	0	0	0	0	0	0
MIA 11/20	L	1/1	1	21	21.0	21	0	2	8	4.0	7	0	4	2	30	12	0	0	0	0	0	0
@NO 11/27	L	1/1	4	45	11.3	24t	1	1	10	10.0	10	0	1	1	8	8	0	0	0	0	0	0
@NE 12/4	L	0/0								Inactive												
ATL 12/11	L	1/1	7	62	8.9	17	0	2	27	13.5	23	0	7	0	74	27	0	0	0	0	0	0
@SEA 12/15	L	1/1	3	14	4.7	8	0	2	13	6.5	8	0	0	1	0	0	0	0	0	0	0	0
SF 12/24	L	1/1	2	14	7.0	15	0	3	26	8.7	30t	1	5	1	12	9	0	0	0	0	0	0
ARI 1/11/17	L	1/1	2	18	9.0	10	0	2	2	1.0	3	0	3	0	18	18	0	0	0	0	0	0
<b>TOTALS</b>	4-12	15/15	58	509	8.8	43t	3	28	159	5.7	30t	1	44	16	364	47	0	1	5	5.0	5	0

# TAVON AUSTIN GAME-BY-GAME STATISTICS CONTINUED

## 2015 ST. LOUIS RAMS

Game	W/L	G/S	Receiving					Rushing					Returns										
			No	Yds	Avg	Lg	TD	Att	Yds	Avg	Lg	TD	PR	FC	YDS	LG	TD	KR	YDS	AVG	LG	TD	
SEA 9/13	W	1/1	2	-2	-1.0	7	0	4	17	4.3	16t	1	2	1	85	75t	1	0	0	0.0	0	0	
@WAS 9/20	L	1/1	1	6	6.0	6	0	4	40	10.0	16	0	0	0	0	0	0	0	0.0	0	0		
PIT 9/27	L	1/1	5	38	7.6	12	0	0	0	0.0	0	0	3	1	32	20	0	0	0.0	0	0		
@ARI 10/4	W	1/1	6	96	16.0	47	2	2	20	10.0	12	0	0	0	0	0	0	0	0.0	0	0		
@GB 10/11	L	1/1	2	6	3.0	5	1	3	22	7.3	15	0	2	0	4	6	0	0	0.0	0	0		
CLE 10/25	W	1/1	4	43	10.8	20	0	1	21	21.0	21	0	2	2	15	11	0	0	0.0	0	0		
SF 11/1	W	1/1	4	98	24.5	66t	1	3	21	7.0	13	1	3	1	-0.3	2	0	1	6	6.0	6		
@MIN 11/8	L	1/1	4	15	3.8	10	0	8	66	8.3	22	0	4	0	27	12	0	0	0.0	0	0		
CHI 11/15	L	1/1	2	5	2.5	4	0	3	18	6.0	12	0	3	1	16	10	0	0	0.0	0	0		
@BAL 11/22	L	1/1	1	5	5.0	5	0	1	16	16.0	16	0	4	2	2	3	0	0	0.0	0	0		
@CIN 11/29	L	1/1	6	33	5.5	0	0	4	63	15.8	60	1	2	1	9	9	0	0	0.0	0	0		
ARI 12/6	L	1/1	1	24	24.0	24	0	2	14	7.0	12	0	2	1	38	29	0	1	3	3.0	3		
DET 12/13	W	1/1	3	19	6.3	14	0	4	40	10.0	20	0	3	1	11	0	0	0	0.0	0	0		
TB 12/17	W	1/1	3	41	13.7	17t	1	4	32	8.0	21t	1	0	0	0	0	0	0	0.0	0	0		
@SEA 12/27	W	1/0	3	16	5.3	16	0	3	12	4.0	8	0	2	1	24	21	0	0	0.0	0	0		
@SF 1/3/16	L	1/0	5	30	6.0	10	0	6	32	5.3	13	0	2	1	6	6	0	0	0.0	0	0		
<b>TOTAL</b>		<b>7-9</b>	<b>16/14</b>	<b>52</b>	<b>473</b>	<b>9.1</b>	<b>66t</b>	<b>5</b>	<b>52</b>	<b>434</b>	<b>8.3</b>	<b>60</b>	<b>4</b>	<b>34</b>	<b>15</b>	<b>268</b>	<b>75t</b>	<b>1</b>	<b>2</b>	<b>9</b>	<b>4.5</b>	<b>6</b>	<b>0</b>

## 2014 ST. LOUIS RAMS

Game	W/L	G/S	Receiving					Rushing					Returns										
			No	Yds	Avg	Lg	TD	Att	Yds	Avg	Lg	TD	PR	FC	YDS	LG	TD	KR	YDS	AVG	LG	TD	
MIN 9/7	L	1/0	3	34	11.3	28	0	3	5	1.7	5	0	5	0	24	19	0	0	0	0.0	0	0	
@TB 9/14	W	1/0	0	0	0.0	0	0	2	21	10.5	18	0	1	0	-1	-1	0	0	0	0.0	0	0	
DAL 9/21	L										Inactive												
PHI 10/5	L	1/0	2	33	16.5	22	0	0	0	0.0	0	0	2	0	7	4	0	0	0	0.0	0	0	
SF 10/13	L	1/1	4	35	8.8	9	0	3	16	5.3	8	0	2	3	12	12	0	0	0	0.0	0	0	
SEA 10/19	W	1/0	2	9	4.5	5	0	5	16	3.2	8	0	1	2	-1	-1	0	1	8	8.0	8	0	
@KC 10/26	L	1/0	2	12	6.0	9	0	2	7	3.5	4	0	2	1	42	38	0	1	11	11.0	11	0	
@SF 11/2	W	1/1	2	11	5.5	7	0	2	7	3.5	4	0	3	0	26	11	0	0	0	0.0	0	0	
@ARI 11/9	L	1/1	2	20	10.0	17	0	1	10	10.0	10	0	2	4	4	3	0	0	0	0.0	0	0	
DEN 11/16	W	1/1	2	10	5.0	5	0	2	11	5.5	9	0	2	3	13	10	0	0	0	0.0	0	0	
@SD 11/23	L	1/1	3	11	3.7	6	0	3	27	9.0	15	1	2	1	44	38	0	0	0	0.0	0	0	
OK 11/30	W	1/0	2	11	5.5	6	0	2	24	12.0	18t	1	4	2	19	10	0	0	0	0.0	0	0	
@WAS 12/7	W	1/1	2	14	7.0	9	0	5	46	9.2	18	0	4	0	143	78t	1	0	0	0.0	0	0	
ARI 12/11	L	1/1	2	14	7.0	10	0	1	8	8.0	8	0	2	4	-2	2	0	0	0	0.0	0	0	
NYG 12/21	L	1/0	1	15	15.0	15	0	3	25	8.3	19	0	3	0	61	47	0	0	0	0.0	0	0	
@SEA 12/28	L	1/1	2	13	6.5	7	0	2	1	0.5	2	0	0	3	0	0	0	0	0	0.0	0	0	
<b>TOTAL</b>		<b>6-10</b>	<b>15/8</b>	<b>31</b>	<b>242</b>	<b>7.8</b>	<b>28</b>	<b>0</b>	<b>36</b>	<b>224</b>	<b>6.2</b>	<b>19</b>	<b>2</b>	<b>35</b>	<b>23</b>	<b>391</b>	<b>78t</b>	<b>1</b>	<b>2</b>	<b>19</b>	<b>9.5</b>	<b>11</b>	<b>0</b>

## 2013 ST. LOUIS RAMS

Game	W/L	G/S	Receiving					Rushing					Returns										
			No	Yds	Avg	Lg	TD	Att	Yds	Avg	Lg	TD	PR	FC	YDS	LG	TD	KR	YDS	AVG	LG	TD	
ARI 9/8	W	1/0	6	41	6.8	14	0	1	-1	-1	-1	0	1	1	1	1	0	0	0	0.0	0	0	
@ATL 9/15	L	1/1	6	47	7.8	11	2	2	8	4.0	7	0	4	1	6	5	0	0	0	0.0	0	0	
@DAL 9/22	L	1/1	6	30	5.0	9	0	1	3	3.0	3	0	2	0	16	10	0	0	0	0.0	0	0	
SF 9/26	L	1/0	2	6	3.0	4	0	0	0	0.0	0	0	6	1	19	14	0	0	0	0.0	0	0	
JAC 10/6	W	1/0	3	32	10.7	25	0	0	0	0.0	0	0	4	0	15	11	0	0	0	0.0	0	0	
@HOU 10/13	W	1/0	1	3	3.0	3	0	0	0	0.0	0	0	0	0	0	0	0	0	0	0.0	0	0	
@CAR 10/20	L	1/0	5	39	7.8	24	0	0	0	0.0	0	0	3	0	26	20	0	2	47	23.5	32	0	
SEA 10/28	L	1/0	2	9	4.5	12	0	0	0	0.0	0	0	3	2	7	7	0	3	79	26.3	32	0	
TEN 11/3	L	1/0	0	0	0.0	0	0	1	6	6.0	6	0	3	1	33	25	0	1	25	25.0	25	0	
@IND 11/10	W	1/0	2	138	69.0	81t	2	1	4	4.0	4	0	4	2	145	98t	1	1	27	27.0	27	0	
CHI 11/24	W	1/0	2	39	19.5	32	0	1	65	65.0	65t	1	1	1	1	1.0	0	1	24	24.0	24	0	
@SF 12/1	L	1/1	4	25	6.3	8	0	1	10	10.0	10	0	1	1	10	10	0	4	67	16.8	20	0	
@ARI 12/8	L	1/0	1	9	9.0	9	0	1	56	56.0	56	0	1	1	1	1	0	4	95	23.8	32	0	
NO 12/15	W										Inactive												
TB 12/22	W										Inactive												
@SEA 12/29	L										Inactive												
<b>TOTAL</b>		<b>7-9</b>	<b>13/3</b>	<b>40</b>	<b>418</b>	<b>10.5</b>	<b>81t</b>	<b>4</b>	<b>9</b>	<b>151</b>	<b>16.8</b>	<b>65t</b>	<b>1</b>	<b>33</b>	<b>11</b>	<b>280</b>	<b>98t</b>	<b>1</b>	<b>18</b>	<b>398</b>	<b>21.1</b>	<b>32</b>	<b>0</b>



# 26 | MARK BARRON

Position:	Linebacker
Ht./Wt.:	6-2/225
Birth Date:	10/27/89
College:	Alabama
Hometown:	Mobile, Ala.
Experience:	6th year (4th Rams)
Acquired:	T(TB)-'14

Career GP/GS (Playoffs): 92/81 (1/1)



**TRANSACTIONS:** Acquired by the St. Louis Rams via trade in exchange for undisclosed draft picks (10/29/14)...originally selected by the Tampa Bay Buccaneers in the first round of the 2012 draft (7th overall).

**PRO:** Fifth-year pro...joined the Rams in 2014 and has played in 55 games with 44 starts...posted 638 career tackles (497 solo), including eight sacks...recorded eight career interceptions, 40 pass breakups and forced five fumbles...finished second on the team in tackles (147) in 2016 after leading the Rams in 2015 (135)...started all 37 games he played in with the Bucs, totaled 225 tackles, 19 passes defended, three interceptions, one forced fumble, two fumble recoveries and two sacks during his career in Tampa Bay...started in his NFL debut against Carolina (9/9/12).

**2017 SEASON:** Started in all 14 games that he appeared in...finished the regular season ranked second on the team in tackles with 108...posted 100-plus tackles for the third straight season...recorded a career-high three interceptions...**vs. Indianapolis (9/10):** Made three tackles and had one hit on the quarterback...**vs. Washington (9/17):** Recorded 12 tackles (10 solo)...**at Dallas (10/1):** Notched eight tackles (seven solo)...intercepted a pass and registered one pass defended...made one solo tackle on special teams...**vs. Seattle (10/8):** Led the team in tackles with 18 (14 solo) and one pass defended...**at Jacksonville (10/16):** Started at inside linebacker...collected a team-leading 14 tackles (nine solo), including one for loss...also had 1.0 sack, one pass defended and one quarterback hit...**vs. Houston (11/12):** Started at inside linebacker...tallied seven tackles (five solo)...nabbed his third interception of the season, establishing a new personal best...**vs. Philadelphia (12/10):** Recorded nine tackles (six solo), including two for loss...added one quarterback hit...**Wild Card vs. Atlanta (1/6/18):** Made first career postseason start at inside linebacker...registered 10 tackles (eight solo).

**2016 SEASON:** Started all 16 games, finished second on the team with a career-high 147 tackles...**vs. Seattle (9/18):** Led the team with 13 tackles (10 solo)...**at Tampa Bay (9/25):** Tallied nine tackles (eight solo)...picked off a QB Jameis Winston pass and returned it seven yards...**at Arizona (10/2):** Recorded eight tackles (seven solo)...intercepted QB Drew Stanton to help seal the victory for his second interception in as many weeks, the first time in his career with picks in back-to-back games...**vs. New York Giants (10/23):** Tied for the team lead with 10 tackles (five solo)...notched two passes defended...**vs. Carolina (11/6):** Led the team with 11 tackles (11 solo)...sacked Panthers QB Cam Newton for a loss of eight yards...also added one special teams tackle...**at New Orleans (11/27):** Led the Rams with a season-high 18 tackles (16 solo)...added one quarterback hurry...recovered a QB Drew Brees fumble in the second quarter.

**2015 SEASON:** In his first full season with the Rams, he played in 16 games and started 12...finished the season as the team's leading tackler with 135 (107 solo)...also had 1.0 sack, five passes defended and four forced fumbles...marked the first season that he registered triple digit tackles in his NFL career...**at Seattle (12/27):** Started at safety...caused FB Will Tukuafu to fumble, which was scooped up by LB Akeem Ayers and returned 45 yards for a touchdown...registered three solo tackles...left the game due to concussion protocol in the second quarter and did not return...**vs. Detroit (12/13):** Started at safety...led the team in tackles with 14 (13 solo)...**vs. Arizona (12/6):** Started on defense...led the team in tackles with 10 (nine solo), ...added one pass defended and one forced fumble...**at Baltimore (11/22):** Saw action on defense and special teams...notched 11 tackles (nine solo)...**vs. Chicago (11/15):** Started on defense...led the team in tackles with 10 (eight solo)...**vs. San Francisco (11/1):** Started on defense...led the team in tackles for the second-consecutive week with 11 (10 solo)...also had one pass defended...made one special teams tackle...**vs. Cleveland (10/25):** Started at linebacker...notched a career-high 19 tackles (16 solo)...also had two forced fumbles...**at Green Bay (10/11):** Started at linebacker...tipped a pass from Packers QB Aaron Rodgers, which was intercepted by LB James Laurinatis to end Rodgers' streak of 586 consecutive passes at Lambeau without an interception...also notched six tackles (four solo) and three passes defended...**at Arizona (10/4):** Saw action on defense and special teams...registered five tackles (four solo)...forced a fumble on the opening kickoff, marked his second forced fumble of his career...**vs. Pittsburgh (9/27):** Saw action on defense and special teams...sacked Steelers QB Ben Roethlisberger for a 6-yard loss...marked his fourth sack as a Ram, and his sixth career.

**2014 SEASON (ST. LOUIS):** Acquired by the St. Louis Rams via trade from the Tampa Bay Buccaneers in exchange for undisclosed draft picks (10/29/14)...posted 23 tackles (16 solo), a single-season high 3.0 sacks, and one pass defended in nine games as a Ram...**at San Francisco (11/2):** Made his Rams debut...saw action on special teams...notched one special teams tackle...**at Arizona (11/9):** Saw action on defense and on special teams...tallied six tackles (four solo) and recorded his first sack as a Ram...**vs. Oakland (11/30):** Recorded his first start as a Ram at cornerback...recorded four tackles (two solo)...posted one pass defended...**at Washington (12/7):** Saw action on defense and on special teams...notched three tackles (two solo) and 1.0 sack...tallied one special teams tackle...**at Seattle (12/28):** Saw action on defense and on special teams...notched 1.0 sack.

**2014 SEASON (TAMPA BAY):** Started seven-of-seven games with the Bucs...made 48 tackles (34 solo)...**vs. Baltimore (10/12):**



Posted seven tackles...**at New Orleans (10/5)**: Recorded nine tackles and tied a career-high with two passes defended...**at Pittsburgh (9/28)**: Notched seven tackles...**at Atlanta (9/18)**: Tallied seven tackles and one fumble recovery...**vs. St. Louis (9/14)**: Registered eight tackles and one pass defended...**vs. Carolina (9/7)**: Recorded seven tackles.

**2013 SEASON**: One of three defensive backs and 22 NFL players with 85-plus tackles, 2-plus interceptions and 2-plus sacks...ranked third on the Bucs with 88 tackles, including three for loss, two sacks, two interceptions, six passes defended and one fumble recovery...his two sacks were the most by a Buccaneers safety since Dexter Jackson recorded 2.5 in 2001...**vs. New Orleans (9/15)**: Recorded a career-high 13 tackles, including one for loss, first career half-sack and a pass defended...**at New England (9/22)**: Led team with 11 tackles and added an interception and half-sack...**at Seattle (11/3)**: Led team with 11 (10 solo) tackles and an interception

**COLLEGE**: One of four Alabama players to be selected in the first round of the 2012 Draft, tying a school record set in 2011...second safety in Alabama football history to be selected in the first round, joining George Teague (29th overall in 1993)...two-time team captain that started 39-of-53 games played (2008-11), including every game he played in his sophomore, junior and senior seasons...recorded 237 career tackles to go with 12 interceptions, 22 passes defended, 13 tackles for loss, 5.0 sacks, seven quarterback pressures, one forced fumble and one fumble recovery...his 12 interceptions rank tied for the eighth-most in school history...two-time first-team All-American...three-time All-SEC Selection...as a senior, started all 13 games at safety, ranking second on the team with 68 tackles to go with two interceptions, one sack, five tackles for loss and one fumble recovery...led defense that finished ranked first nationally in total defense (183.6 ypg), scoring defense (8.2 ppg), rushing defense (72.2 ypg), pass efficiency defense (83.7) and pass defense (111.5), just the second defense (1986 Oklahoma) to ever accomplish that feat...named Alabama Defensive Player of the Week seven times by coaches...unanimous first-team All-American (AFCA, Associated Press, FWAA, Walter Camp, Sporting News, ESPN.com, SI.com, Rivals.com and Pro Football Weekly)...finalist for both the Jim Thorpe Award (Top Defensive Back) and Chuck Bednarik Award (Top Defensive Player)...started all 12 games he played at safety as a junior, leading the team with 75 tackles, including 54 solo...semifinalist for the Thorpe Award and a quarterfinalist for the Lott Trophy (Defensive IMPACT Player of the Year)...First-team FWAA All-American...First-team All-SEC selection by league coaches and the Associated Press...six-time Alabama Defensive Player of the Week by coaching staff...as a sophomore, started all 14 games of the season at safety, ranking eighth nationally and first in the SEC with seven interceptions and second on the team with 76 tackles...seven interceptions tied for fourth-most in single season in team history...led the SEC – along with teammate Marquis Johnson – and ranked sixth nationally in passes defended with 18...first-team All-SEC selection and a third-team All-American by the Associated Press.

**PERSONAL**: Attended St. Paul's Episcopal High School (Mobile, Ala.)...SuperPrep and Scout.com regarded him as the eighth-best player in the state of Alabama, as he earned a five-star prospect ranking and was named first-team All-American by Scout.com during his senior campaign...during his senior season, he rushed for 1,094 yards on 122 carries with 15 touchdowns, and closed out his career when he was named the MVP of the 2007 Class 5A state championship game...had 785 yards rushing as a junior on 78 carries and added 368 receiving yards on 23 catches, scoring a total of 12 touchdowns...in addition to playing football, Barron also competed in track and field, where he won multiple Class 5A individual state titles in events ranging from shot put to long jump during the 2008 season...son of Mark Sellers and Michelle Barron...attended the Buccaneers' 2013 Draft Party, presented by Miller Lite, greeting fans and signing autographs...participated in the annual "Chalk Talk with the Buccaneers" chamber of commerce luncheon in September 2012, greeting fans and speaking on the excitement for the 2012 season...in June 2012, visited MacDill Air Force Base to tour a hurricane aircraft, witness a military dog training session, and thank civilian workers and active duty military for their service...along with the 2012 rookie class, visited St. Joseph's Children's Hospital to greet patients recovering from injury and illness...majored in consumer affairs.

# MARK BARRON NFL STATISTICS

## REGULAR SEASON

Year	Team	G/S	Tackles			Asst	Sk	Yds	Interceptions			PD	Fumbles		Yds
			Total	Solo	Yds				Int	Yds	Lg		TD	FF	
2012	Tampa Bay	16/16	89	72	17	0.0	0.0	1	12	12	0	10	1	0	0
2013	Tampa Bay	14/14	88	70	18	2.0	9.5	2	0	0	0	6	0	1	0
2014	Tampa Bay	7/7	48	34	14	0.0	0.0	0	0	0	0	3	0	1	8
2014	RAMS	9/2	23	16	7	3.0	16.0	0	0	0	0	1	0	0	0
2015	RAMS	16/12	135	107	28	1.0	5.0	0	0	0	0	5	4	0	0
2016	RAMS	16/16	147	118	29	1.0	8.0	2	8	7	0	8	0	1	0
2017	RAMS	14/14	108	80	28	1.0	2.0	3	29	4	0	7	0	0	0
Total		92/81	638	497	141	8.0	40.5	8	63	12	0	40	5	3	8

## POSTSEASON

Year	Team	G/S	Tackles			Asst	Sk	Yds	Interceptions			PD	Fumbles		Yds
			Total	Solo	Yds				Int	Yds	Lg		TD	FF	
2017	RAMS	1/1	10	8	2	0.0	0.0	0	0.0	0	0	0	0	0	0

**ADDITIONAL CAREER STATISTICS:** Special Teams Tackles: RAMS 2017 (1), 2016 (3), 2015 (2), 2014 (5), Bucs 2014 (1). Forced one fumble on special teams on kickoff (at Arizona, 10/4/15).

## SINGLE GAME HIGHS

Tackles: 19, vs. Cleveland (10/25/15)  
 Passes Defensed: 3, at Green Bay (10/11/15)  
 Interceptions: 1, many times, last vs. Houston (11/12/17)  
 Sacks: 1.0, many times, last at Jacksonville (10/15/17)

# MARK BARRON GAME-BY-GAME STATISTICS

## 2017 LOS ANGELES RAMS

Game	W/L	P/S	T	S	A	Sk	Yds	Int	Yds	Lg	TD	PD	FF	FR	Yds
IND 9/10	W	1/1	3	2	1	0.0	0.0	0	0	0	0	0	0	0	0
WAS 9/17	L	1/1	12	10	2	0.0	0.0	0	0	0	0	0	0	0	0
@SF 9/21	W	1/1	9	8	1	0.0	0.0	0	0	0	0	0	0	0	0
@DAL 10/1	W	1/1	8	7	1	0.0	0.0	1	4	4	0	1	0	0	0
SEA 10/8	L	1/1	18	14	4	0.0	0.0	0	0	0	0	1	0	0	0
@JAC 10/15	W	1/1	14	9	5	1.0	2.0	0	0	0	0	1	0	0	0
ARI 10/22	W	1/1	2	1	1	0.0	0.0	1	10	0	0	1	0	0	0
@NYG 11/5	W	1/1	8	6	2	0.0	0.0	0	0	0	0	1	0	0	0
HOU 11/12	W	1/1	7	5	2	0.0	0.0	1	15	0	0	0	0	0	0
@MIN 11/19	L	1/1	6	4	2	0.0	0.0	0	0	0	0	0	0	0	0
NO 11/26	W	1/1	6	4	2	0.0	0.0	0	0	0	0	2	0	0	0
@ARI 12/2	W	1/1	6	4	2	0.0	0.0	0	0	0	0	0	0	0	0
PHI 12/10	L	1/1	9	6	3	0.0	0.0	0	0	0	0	0	0	0	0
@SEA 12/17	W	1/1	0	0	0	0.0	0.0	0	0	0	0	0	0	0	0
@TEN 12/24	W					Inactive									
SF 12/31	L					Inactive									
TOTALS	11-5	14/14	108	80	28	1.0	2.0	3	29	4	0	7	0	0	0

## POSTSEASON

ATL 1/6/18	L	1/1	10	8	2	0.0	0.0	0	0	0	0	0	0	0	0
TOTALS	0-1	1/1	10	8	2	0.0	0.0	0	0	0	0	0	0	0	0

## 2015 ST. LOUIS RAMS

Game	W/L	P/S	T	S	A	Sk	Yds	Int	Yds	Lg	TD	PD	FF	FR	Yds
SEA 9/13	W	1/0	5	3	2	0.0	0	0	0	0	0	0	0	0	0
@WASH 9/20	L	1/0	6	5	1	0.0	0	0	0	0	0	0	0	0	0
PIT 9/27	L	1/0	3	3	0	1.0	5.0	0	0	0	0	0	0	0	0
@ARI 10/4	W	1/0	5	4	1	0.0	0	0	0	0	0	0	0	0	0
@GB 10/11	L	1/1	6	4	2	0.0	0	0	0	0	0	3	0	0	0
CLEV 10/25	W	1/1	19	16	3	0.0	0	0	0	0	0	0	2	0	0
SF 11/1	W	1/1	11	10	1	0.0	0	0	0	0	0	1	0	0	0
@MINN 11/8	L	1/1	8	7	1	0.0	0	0	0	0	0	0	0	0	0
CHI 11/15	L	1/1	10	8	2	0.0	0	0	0	0	0	0	0	0	0
@BAL 11/22	L	1/1	11	9	2	0.0	0	0	0	0	0	0	0	0	0
@CIN 11/29	L	1/1	11	4	7	0.0	0	0	0	0	0	0	0	0	0
ARI 12/6	L	1/1	10	9	1	0.0	0	0	0	0	0	1	1	0	0
DET 12/13	W	1/1	14	13	1	0.0	0	0	0	0	0	0	0	0	0
TB 12/17	W	1/1	8	6	2	0.0	0	0	0	0	0	0	0	0	0
@SEA 12/27	W	1/1	3	3	0	0.0	0	0	0	0	0	0	1	0	0
@SF 1/3/16	L	1/1	5	3	2	0.0	0	0	0	0	0	0	0	0	0
TOTAL	7-9	16/12	135	107	28	1.0	5.0	0	0	0	0	5	4	0	0

## 2016 LOS ANGELES RAMS

Game	W/L	P/S	T	S	A	Sk	Yds	Int	Yds	Lg	TD	PD	FF	FR	Yds
@SF 9/12*	L	1/1	2	2	0	0.0	0	0	0	0	0	0	2	0	0
SEA 9/18	W	1/1	13	10	3	0.0	0	0	0	0	0	0	0	0	0
@TB 9/25	W	1/1	9	8	1	0.0	0	1	7	7	0	2	0	0	0
@ARI 10/2	W	1/1	8	7	1	0.0	0	1	1	1	0	0	0	0	0
BUF 10/9	L	1/1	10	9	1	0.0	0	0	0	0	0	0	0	0	0
@DET 10/16	L	1/1	10	5	5	0.0	0	0	0	0	0	0	0	0	0
NYG 10/23	L	1/1	10	5	5	0.0	0	0	0	0	0	2	0	0	0
CAR 11/6	L	1/1	11	11	0	1.0	8	0	0	0	0	0	0	0	0
@NYJ 11/13	W	1/1	7	5	2	0.0	0	0	0	0	0	0	0	0	0
MIA 11/20	L	1/1	12	11	1	0.0	0	0	0	0	0	1	0	0	0
@NO 11/27	L	1/1	18	16	2	0.0	0	0	0	0	0	0	0	1	0
@NE 12/4	L	1/1	7	5	2	0.0	0	0	0	0	0	0	0	0	0
ATL 12/11	L	1/1	7	6	1	0.0	0	0	0	0	0	0	0	0	0
@SEA 12/15	L	1/1	10	9	1	0.0	0	0	0	0	0	0	0	0	0
SF 12/24	L	1/1	5	4	1	0.0	0	0	0	0	0	0	0	0	0
ARI 1/1/17	L	1/1	8	5	3	0.0	0	0	0	0	0	1	0	0	0
TOTAL	4-12	16/16	147	118	29	1.0	8	2	8	7	0	8	0	1	0

## 2014 ST. LOUIS RAMS

Game	W/L	P/S	T	S	A	Sk	Yds	Int	Yds	Lg	TD	PD	FF	FR	Yds
MIN 9/7															
@TB 9/14															
DAL 9/21															
PHL 10/5															
SF 10/13															
SEA 10/19															
@KC 10/26															
@SF 11/2															
@ARI 11/9	L	1/0	6	4	2	1.0	7	0	0	0	0	0	0	0	0
DEN 11/16	W	1/0	1	1	0	0.0	0	0	0	0	0	0	0	0	0
@SD 11/23	L	1/0	2	1	1	0.0	0	0	0	0	0	0	0	0	0
OAK 11/30	W	1/1	4	2	2	0.0	0	0	0	0	0	1	0	0	0
@WAS 12/7	L	1/0	3	2	1	1.0	7	0	0	0	0	0	0	0	0
ARI 12/11	L	1/0	2	1	1	0.0	0	0	0	0	0	0	0	0	0
NYG 12/21	L	1/1	5	5	0	0.0	0	0	0	0	0	0	0	0	0
@SEA 12/28	L	1/0	0	0	0	1.0	2	0	0	0	0	0	0	0	0
TOTAL	4-5	9/2	23	16	7	3.0	16	0	0	0	0	1	0	0	0

## 2014 TAMPA BAY BUCCANEERS

Game	W/L	P/S	T	S	A	Sk	Yds	Int	Yds	Lg	TD	PD	FF	FR	Yds
CAR 9/7	L	1/1	7	5	2	0.0	0	0	0	0	0	0	0	0	0
STL 9/14	L	1/1	8	6	2	0.0	0	0	0	0	0	1	0	0	0
@ATL 9/18	L	1/1	7	6	1	0.0	0	0	0	0	0	0	0	1	8
@PIT 9/28	W	1/1	7	5	2	0.0	0	0	0	0	0	0	0	0	0
@NO 10/5	L	1/1	9	6	3	0.0	0	0	0	0	0	2	0	0	0
BAL 10/12	L	1/1	7	4	3	0.0	0	0	0	0	0	0	0	0	0
MIN 10/26	L	1/1	3	2	1	0.0	0	0	0	0	0	0	0	0	0
TOTAL	1-6	7/7	48	34	14	0.0	0	0	0	0	0	3	0	1	8

# MARK BARRON GAME-BY-GAME STATISTICS

2013 TAMPA BAY BUCCANEERS														
Game	W/L	P/S	T	S	A	Sk	Yds	Int	Yds	Lg	TD	PD	FF	FR Yds
@NYJ 9/8	L	1/1	4	3	1	0.0	0	0	0	0	0	0	0	0
NO 9/15	L	1/1	13	10	3	0.5	4	0	0	0	0	1	0	0
@NE 9/22	L	1/1	11	8	3	0.5	4.5	1	0	0	0	1	0	0
ARI 9/26	L	1/1	2	1	1	0.0	0	0	0	0	0	0	0	0
PHI 10/13	L	1/1	5	4	1	0.0	0	0	0	0	0	0	0	0
@ATL 10/20	L	1/1	2	1	1	0.0	0	0	0	0	0	0	0	0
CAR 10/24	L	1/1	7	6	1	0.0	0	0	0	0	0	0	0	0
@SEA 11/3	L	1/1	11	10	1	0.0	0	1	0	0	0	2	0	0
MIA 11/11	W	1/1	5	5	0	0.0	0	0	0	0	0	0	0	0
ATL 11/17	W	1/1	5	5	0	0.0	0	0	0	0	0	1	0	1
@DET 11/24	W	1/1	7	6	1	0.0	0	0	0	0	0	0	0	0
@CAR 12/1	L	1/1	10	5	5	0.0	0	0	0	0	0	0	0	0
BUF 12/8	W	1/1	4	4	0	1.0	1	0	0	0	0	0	0	0
SF 12/15	L	1/1	2	2	0	0.0	0	0	0	0	0	1	0	0
@STL 12/22						Inactive								
@NO 12/29						Inactive								
<b>TOTAL</b>		4-12	14/14	88	70	18	2.0	9.5	2	0	0	6	0	1

2012 TAMPA BAY BUCCANEERS														
Game	W/L	P/S	T	S	A	Sk	Yds	Int	Yds	Lg	TD	PD	FF	FR Yds
CAR 9/9	W	1/1	3	3	0	0.0	0	0	0	0	0	2	0	0
@NYG 9/14	L	1/1	10	6	4	0.0	0	0	0	0	0	2	0	0
@DAL 9/23	L	1/1	6	6	0	0.0	0	0	0	0	0	1	0	0
WAS 10/30	L	1/1	8	7	1	0.0	0	0	0	0	0	0	1	0
KC 10/14	W	1/1	8	6	2	0.0	0	1	12	12	0	1	0	0
NO 10/21	L	1/1	7	6	1	0.0	0	0	0	0	0	1	0	0
@MIN 10/25	W	1/1	2	1	1	0.0	0	0	0	0	0	0	0	0
@OAK 11/4	W	1/1	4	2	2	0.0	0	0	0	0	0	0	0	0
SD 11/11	W	1/1	6	6	0	0.0	0	0	0	0	0	1	0	0
@CAR 11/18	W	1/1	3	3	0	0.0	0	0	0	0	0	0	0	0
ATL 11/25	L	1/1	5	4	1	0.0	0	0	0	0	0	0	0	0
@DEN 12/2	L	1/1	4	3	1	0.0	0	0	0	0	0	0	0	0
PHI 12/9	L	1/1	3	2	1	0.0	0	0	0	0	0	0	0	0
@NO 12/16	L	1/1	10	8	2	0.0	0	0	0	0	0	1	0	0
STL 12/23	L	1/1	8	7	1	0.0	0	0	0	0	0	0	0	0
@ATL 12/30	W	1/1	2	2	0	0.0	0	0	0	0	0	1	0	0
<b>TOTAL</b>		7-9	16/16	89	72	17	0.0	0	1	12	12	0	10	1



# 98 | CONNOR BARWIN

Position:	Outside Linebacker
Ht./Wt.:	6-4/255
Birth Date:	10/15/86
College:	Cincinnati
Hometown:	Southfield, Mich.
Experience:	9th year (1st Rams)
Acquired:	FA-2017

Career GP/GS (Playoffs): 127/109 (6/6)



**TRANSACTIONS:** Signed with the Los Angeles Rams as a free agent (3/16/17)...released from Philadelphia (3/9/17)...signed as an unrestricted free agent with Philadelphia (3/14/13)...signed with the Eagles as an unrestricted free agent (3/14/13), declared a free agent in Houston (3/12/13)...signed with the Texans (7/31/09)...selected in the second round of the 2009 NFL Draft by the Houston Texans (46th overall) on 4/25/09.

**PRO:** Nine-year vet has started in 109-of-127 games, including six postseason matchups...collected 481 tackles (297 solo), 56.0 sacks, and one interception...tallied 44 career passes defended, including six forced fumbles, while recovering four...spent his first four seasons as a member of the Houston Texans, after spending his last four years in Philadelphia...collected 20 post-season tackles (13 solo) and two passes defended...selected to the 2015 NFL Pro Bowl as an outside linebacker as a member of the Eagles defense.

**2017 SEASON:** Started in 13-of-14 of the games he appeared in...finished the regular season with 43 tackles and 5.0 sacks...**vs. Washington (9/17):** Made seven tackles (five solo)...**at San Francisco (9/21):** Registered six tackles (three solo), one tackle for loss, 1.0 sack and one quarterback hit...**at Jacksonville (10/16):** Recorded six tackles (two solo), including one for loss...also had 1.0 sack and one hit on the quarterback...**at New York Giants (11/5):** Registered two solo tackles...added 1.0 sack and one quarterback hit...recovered an QB Eli Manning fumble that was forced by DT Aaron Donald...**at Seattle (12/17):** Collected five tackles (four solo), including one for a loss...added 1.0 sack and one quarterback hit...**at Tennessee (12/24):** Tallied four tackles (two solo) and one quarterback hit...pressured QB Marcus Mariota into an incomplete pass to help seal the victory...**Wild Card vs. Atlanta (1/6/18):** Recorded three tackles (one solo)...added a split sack and two quarterback hits.

**2016 SEASON:** Saw action in every game as a member of the Eagles defense...registered 34 tackles (20 solo), including 5.0 sacks, six tackles for loss, and forced one fumble...**vs. Cleveland (9/11):** Sacked Browns QB Robert Griffin III in the season opener...**vs. Minnesota (10/23):** Sacked QB Sam Bradford forcing him to fumble, which was recovered by the Eagles...**at Dallas (10/30):** Dropped QB Dak Prescott for a 10-yard loss.

**2015 SEASON:** Started all 16 regular season games at defensive end...**vs. Dallas (9/20):** Notched six tackles (four solo), including 1.0 sack on QB Tony Romo...**at New York Jets (9/27):** Recorded six tackles (four solo)...sacked QB Ryan Fitzpatrick once...**at New England (12/6):** Posted 2.0 sacks on QB Tom Brady, including four quarterback pressures...**at New York Giants (1/3/16):** Sacked and forced a fumble on QB Eli Manning that was returned 83 yards for a touchdown.

**2014 SEASON:** Started 16 games of the regular season...selected to his first Pro Bowl as a linebacker...also earned second-team All-Pro honors...led the NFC and ranked fourth in the NFL with a career-high 14.5 sacks, the most ever by an Eagle linebacker...earned NFC Defensive Player of the Month honors in November with 6.5 sacks and 24 tackles...**at San Francisco (9/28):** Racked up seven tackles (five solo), including two split sacks on QB Colin Kaepernick...**vs. St. Louis Rams (10/5):** Posted two sacks on QB Austin Davis...**vs. New York Giants (10/12):** Notched 3.0 sacks of QB Eli Manning and forced one fumble...**at Houston (11/2):** Recorded a sack on Texans QB Ryan Fitzpatrick, along with two pass break-ups...**vs. Carolina (11/10):** Tallied 3.5 sacks on QB Cam Newton, the second best single-game total ever by an Eagles linebacker...**vs. Tennessee (11/23):** Posted his fourth two-plus sack game of the year, with 2.0 sacks on QB Zach Mettenberger...**vs. Seattle (12/7):** Equaled his career-high in tackles with 12 total, including a sack on QB Russell Wilson.

**2013 SEASON:** Started 15-of-16 regular season games, including two postseason match-ups...finished the year ranked second on the team in sacks (5.0), tackles-for-loss (nine), and third in pass deflections (10)...according to Pro Football Focus, led all NFL 3-4 outside linebackers with seven batted passes...recorded a career-best 82 tackles...**vs. San Diego (9/15):** Recorded seven tackles (six solo), including a sack on QB Philip Rivers...**vs. Kansas City (9/19):** Notched a sack in back-to-back games, after bringing down QB Alex Smith once...**at Tampa Bay (10/13):** Recorded one sack on QB Mike Glennon...**at Oakland (11/3):** Snagged his first career interception as he picked off QB Terrelle Pryor in the fourth quarter...**vs. Washington (11/17):** Garnered a career-high 12 tackles...made a game-changing play as he sacked and forced a fumble on QB Robert Griffin III as Washington was deep in Eagles territory...**vs. Detroit (12/8):** Recovered a fumble of RB Joique Bell on the Eagles 20-yard line.

**2012 SEASON:** Finished his Houston career fourth in Texans history with 19.0 sacks, including 11.5 in 2011...**at Denver (9/23):** Tallied four tackles (two solo), and recovered a fumble to seal a victory...**vs. Baltimore (10/21):** Registered his first sack of the season and his first safety when he brought down QB Joe Flacco in the end zone in the first quarter...**vs. Buffalo (12/8):** Recorded six tackles (three solo), including a sack on QB Ryan Fitzpatrick...**vs. Indianapolis (12/16):** Notched five tackles (three solo) and one pass defended, while sacking QB Andrew Luck one time.

**2011 SEASON:** Started all 16 games for the first time in his career...tied for third in the AFC with a team-best 11.5 sacks... became the second Texan to record double-digit sacks in a season...received AFC Player of the Month honors in November after recording 6.5 sacks over three games in the month...named to the 2011 *USA Today* All-Joe team, after posting a career-high 11.5 sacks during his first year as an outside linebacker...**vs. Pittsburgh (10/2):** Sacked QB Ben Roethlisberger for a five-yard loss and knocked down a fourth-down pass, in addition to his four tackles (three solo)...**at Tampa Bay (11/13):** Notched three tackles, including 1.5 sacks of QB Josh Freeman...**at Jacksonville (11/27):** Registered a franchise-best four sacks of quarterbacks Blaine Gabbert and Luke McCown...**at Cincinnati (12/11):** Recorded a sack-fumble on QB Andy Dalton, that led to a touchdown and started a second-half comeback to clinch the AFC South title...**vs. Carolina (12/18):** Had three tackles (two solo), including one sack on QB Cam Newton.

**2010 SEASON:** Dislocated his ankle in the season opener (9/12/10), and was placed on injured reserve (9/15/10).

**2009 SEASON:** Appeared in all 16 games as a rookie and finished the season with 18 tackles (13 solo), 4.5 sacks, four passes defenses, and a fumble recovery...led all rookie defensive ends with 4.5 sacks...**vs. New York Jets (9/13):** Made his NFL debut and recorded his first tackle...**at Cincinnati (10/8):** Sacked QB Carson Palmer for a nine-yard loss for his first career sack...**at Jacksonville (12/6):** Registered a half-sack on QB David Garrard...**at St. Louis Rams (12/20):** Notched a crucial sack of QB Keith Null for an 11-yard loss to end the Rams' fourth-quarter drive...**at New England (1/3/10):** Recorded three solo tackles, including a sack on QB Brian Hoyer.

**COLLEGE:** In 51 games, started 16 contests at Cincinnati (14 at defensive end, one at tight end and one at halfback)...shifted to the defensive line as a senior and produced 66 tackles with 12.0 sacks, 18 tackles for loss and a league-high 20 quarterback pressures...earned first-team All-American and All-Big East Conference honors as a senior after collecting 12.0 sacks, which ranked third in the school's single-season annals...blocked five career kicks, recovered three fumbles and deflected eight passes during his career...finished his career with 53 receptions for 692 yards and six touchdowns and had three career punt returns for 38 yards...walked on to the Bearcat basketball team and saw action in 39 games over two seasons with the team.

**PERSONAL:** First-team all-state selection as a high school senior, and also earned all-league, all-Catholic, and all-district honors...received team's offensive and defensive MVP honors as a senior...was inducted into the University of Detroit Jesuit High School's inaugural Hall of Fame class in 2014...son of Tom Barwin and Margaret Bailey...has three older brothers: Sean, Joe, and Patrick.

## CONNOR BARWIN NFL STATISTICS

### REGULAR SEASON

Year	Team	G/S	Tackles		Interceptions				Fumbles			FF	FR	Yds	
			Total	Solo	Asst	Sk	Yds	Int	Yds	Lg	TD				PD
2009	Houston	16/0	18	13	5	4.5	43.0	0	0	0	0	4	0	1	0
2010	Houston	1/0	0	0	0	0.0	0.0	0	0	0	0	0	0	0	0
2011	Houston	16/16	47	34	13	11.5	78.5	0	0	0	0	7	1	0	0
2012	Houston	16/16	65	39	26	3.0	15.0	0	0	0	0	5	0	1	0
2013	Philadelphia	16/16	82	51	31	5.0	30.0	1	-2	-2	0	10	1	1	0
2014	Philadelphia	16/16	83	52	31	14.5	104.0	0	0	0	0	6	2	0	0
2015	Philadelphia	16/16	79	47	32	7.0	39.0	0	0	0	0	8	1	0	0
2016	Philadelphia	16/16	41	25	16	5.0	52.0	0	0	0	0	2	1	0	0
2017	RAMS	14/13	43	22	21	5.0	35.0	0	0	0	0	0	0	1	0
<b>Total</b>		<b>127/109</b>	<b>458</b>	<b>283</b>	<b>175</b>	<b>55.5</b>	<b>396.5</b>	<b>1</b>	<b>-2</b>	<b>-2</b>	<b>0</b>	<b>42</b>	<b>6</b>	<b>4</b>	<b>0</b>

### POSTSEASON SEASON

Year	Team	G/S	Tackles		Interceptions				Fumbles			FF	FR	Yds	
			Total	Solo	Asst	Sk	Yds	Int	Yds	Lg	TD				PD
2011	Houston	2/2	5	5	0	0.0	0	0	0	0	0	0	0	0	0
2012	Houston	2/2	9	5	4	0.0	0	0	0	0	0	1	0	0	0
2013	Philadelphia	1/1	6	3	3	0.0	0	0	0	0	0	1	0	0	0
2017	RAMS	1/1	3	1	2	0.5	1.5	0	0	0	0	0	0	0	0
<b>Total</b>		<b>6/6</b>	<b>23</b>	<b>14</b>	<b>9</b>	<b>0.5</b>	<b>1.5</b>	<b>0</b>	<b>0</b>	<b>0</b>	<b>0</b>	<b>2</b>	<b>0</b>	<b>0</b>	<b>0</b>

### SINGLE GAME HIGHS

Total Tackles – 12, twice, last vs. Seattle (12/7/14)  
 Solo Tackles – 7, at Jacksonville (11/27/11)  
 Sacks - 4.0, at Jacksonville (11/27/11)  
 Forced Fumbles - 1, six times, last vs. Minnesota (10/23/16)  
 Fumble Recoverys - 1, four times, last vs. Detroit (12/8/13)

# CONNOR BARWIN GAME-BY-GAME STATISTICS

## 2017 LOS ANGELES RAMS

Game	W/L	P/S	T	S	A	Sk	Yds	Int	Yds	Lg	TD	PD	FF	FR	Yds
IND 9/10	W	1/1	1	0	1	0.0	0.0	0	0	0	0	0	0	0	0
WAS 9/17	L	1/1	7	5	2	0.0	0.0	0	0	0	0	0	0	0	0
@SF 9/21	W	1/1	6	3	3	1.0	7.0	0	0	0	0	0	0	0	0
@DAL 10/1	W	1/1	2	1	1	1.0	4.0	0	0	0	0	0	0	0	0
SEA 10/8	L	1/1	2	1	1	0.0	0.0	0	0	0	0	0	0	0	0
@JAC 10/15	W	1/1	6	2	4	1.0	7.0	0	0	0	0	0	0	0	0
ARI 10/22	W	1/1	0	0	0	0.0	0.0	0	0	0	0	0	0	0	0
@NYG 11/5	W	1/1	2	2	0	1.0	9.0	0	0	0	0	0	1	0	0
HOU 11/12	W	1/1	5	2	3	0.0	0.0	0	0	0	0	0	0	0	0
@MIN 11/19	L	1/1	2	0	2	0.0	0.0	0	0	0	0	0	0	0	0
NO 11/26	W	1/1	1	0	1	0.0	0.0	0	0	0	0	0	0	0	0
@ARI 12/2	W														
PHI 12/10	L					Inactive									
@SEA 12/17	W	1/1	5	4	1	1.0	8.0	0	0	0	0	0	0	0	0
@TEN 12/24	W	1/1	4	2	2	0.0	0.0	0	0	0	0	0	0	0	0
SF 12/31	L	1/0	0	0	0	0.0	0.0	0	0	0	0	0	0	0	0
TOTALS	11-5	14/13	43	22	21	5.0	35.0	0	0	0	0	0	1	0	0
POSTSEASON															
ATL 1/6/18	L	1/1	3	1	2	0.5	1.5	0	0	0	0	0	0	0	0
TOTALS	0-1	1/1	3	1	2	0.5	1.5	0	0	0	0	0	0	0	0

## 2015 PHILADELPHIA EAGLES

Game	W/L	P/S	T	S	A	Sk	Yds	Int	Yds	Lg	TD	PD	FF	FR	Yds
@ATL 9/14	L	1/1	5	3	2	0.0	0.0	0	0	0	0	1	0	0	0
DAL 9/20	L	1/1	6	4	2	1.0	6.0	0	0	0	0	0	0	0	0
@NYJ 9/27	W	1/1	6	4	2	1.0	7.0	0	0	0	0	0	0	0	0
@WAS 10/4	L	1/1	4	1	3	0.0	0.0	0	0	0	0	0	0	0	0
NO 10/11	W	1/1	3	2	1	0.0	0.0	0	0	0	0	0	0	0	0
NYG 10/19	W	1/1	2	1	1	0.0	0.0	0	0	0	0	0	0	0	0
@CAR 10/25	L	1/1	2	1	1	0.0	0.0	0	0	0	0	0	0	0	0
@DAL 11/8	W	1/1	4	4	0	1.0	1.0	0	0	0	0	0	0	0	0
MIA 11/15	L	1/1	8	4	4	0.5	4.5	0	0	0	1	0	0	0	0
TB 11/22	L	1/1	10	6	4	0.0	0.0	0	0	0	2	0	0	0	0
@DET 11/26	L	1/1	6	3	3	0.0	0.0	0	0	0	2	0	0	0	0
@NE 12/6	W	1/1	6	4	2	2.0	14.0	0	0	0	0	0	0	0	0
BUF 12/13	W	1/1	4	4	0	0.0	0.0	0	0	0	2	0	0	0	0
ARI 12/20	L	1/1	4	1	3	0.5	3.5	0	0	0	0	0	0	0	0
WAS 12/26	L	1/1	7	3	4	0.0	0.0	0	0	0	0	0	0	0	0
@NYG 1/3/16	W	1/1	2	2	0	1.0	3.0	0	0	0	0	1	0	0	0
TOTAL	7-9	16/16	79	47	32	7.0	39.0	0	0	0	8	1	0	0	0

## 2013 PHILADELPHIA EAGLES

Game	W/L	P/S	T	S	A	Sk	Yds	Int	Yds	Lg	TD	PD	FF	FR	Yds
@WAS 9/9	W	1/1	4	3	1	0.0	0.0	0	0	0	1	0	0	0	0
SD 9/15	L	1/1	9	6	3	1.0	6.0	0	0	0	0	0	0	0	0
KC 9/19	L	1/1	5	4	1	1.0	4.0	0	0	0	1	0	0	0	0
@DEN 9/29	L	1/1	5	5	0	0.0	0.0	0	0	0	0	0	0	0	0
@NYG 10/6	W	1/1	4	2	2	0.0	0.0	0	0	0	1	0	0	0	0
@TB 10/13	W	1/1	6	5	1	1.0	11.0	0	0	0	0	0	0	0	0
DAL 10/20	L	1/1	6	3	3	0.0	0.0	0	0	0	0	0	0	0	0
NYG 10/27	L	1/1	3	0	3	0.0	0.0	0	0	0	3	0	0	0	0
@OAK 11/3	W	1/1	2	0	2	0.0	0.0	1	0	0	1	0	0	0	0
@GB 11/10	W	1/1	6	4	2	0.0	0.0	0	0	0	1	1	0	0	0
WAS 11/17	W	1/1	12	5	7	1.0	8.0	0	0	0	1	0	0	0	0
ARI 12/1	W	1/1	5	2	3	0.0	0.0	0	0	0	0	0	0	0	0
DET 12/8	W	1/1	6	5	1	0.0	0.0	0	0	0	0	0	0	1	0
@MIN 12/15	L	1/1	5	3	2	1.0	1.0	0	0	0	0	0	0	0	0
CHI 12/22	W	1/1	2	2	0	0.0	0.0	0	0	0	0	0	0	0	0
@DAL 12/29	W	1/1	2	2	0	0.0	0.0	0	0	0	1	0	0	0	0
TOTAL	10-6	16/16	82	51	31	5.0	30.0	1	0	0	10	1	1	0	0
POSTSEASON															
NO 1/4/14	L	1/1	6	3	3	0.0	0.0	0	0	0	1	0	0	0	0
TOTALS	0-1	1/1	6	3	3	0.0	0.0	0	0	0	1	0	0	0	0

## 2011 HOUSTON TEXANS

Game	W/L	P/S	T	S	A	Sk	Yds	Int	Yds	Lg	TD	PD	FF	FR	Yds
IND 9/11	W	1/1	1	1	0	0.0	0.0	0	0	0	0	0	0	0	0
@MIA 9/18	W	1/1	2	2	0	1.0	8.0	0	0	0	1	0	0	0	0
@NO 9/25	L	1/1	2	2	0	0.0	0.0	0	0	0	0	0	0	0	0
PIT 10/2	W	1/1	4	3	1	1.0	5.0	0	0	0	1	0	0	0	0
OAK 10/9	L	1/1	3	1	2	0.0	0.0	0	0	0	0	0	0	0	0
@BAL 10/16	L	1/1	2	2	0	0.0	0.0	0	0	0	0	0	0	0	0
@TEN 10/23	W	1/1	2	1	1	0.0	0.0	0	0	0	1	0	0	0	0
JAC 10/30	W	1/1	2	2	0	0.0	0.0	0	0	0	2	0	0	0	0
CLE 11/6	W	1/1	3	3	0	1.0	4.0	0	0	0	0	0	0	0	0
@TB 11/13	W	1/1	3	1	2	1.5	7.5	0	0	0	0	0	0	0	0
@JAC 11/27	W	1/1	10	7	3	4.0	32.0	0	0	0	0	0	0	0	0
ATL 12/4	W	1/1	1	1	0	0.0	0.0	0	0	0	2	0	0	0	0
@CIN 12/11	W	1/1	5	4	1	1.0	5.0	0	0	0	0	1	0	0	0
CAR 12/18	L	1/1	3	2	1	1.0	10.0	0	0	0	0	0	0	0	0
@IND 12/22	L	1/1	3	2	1	1.0	7.0	0	0	0	0	0	0	0	0
TEN 1/1/13	L	1/1	1	0	1	0.0	0.0	0	0	0	0	0	0	0	0
TOTAL	10-6	16/16	47	34	13	11.5	78.5	0	0	0	7	1	0	0	0
POSTSEASON															
CIN 1/7/12	W	1/1	3	3	0	0.0	0.0	0	0	0	0	0	0	0	0
@BAL 1/15/12	L	1/1	2	2	0	0.0	0.0	0	0	0	0	0	0	0	0
TOTALS	1-1	2/2	5	5	0	0.0	0.0	0	0	0	0	0	0	0	0

## 2016 PHILADELPHIA EAGLES


Game	W/L	P/S	T	S	A	Sk	Yds	Int	Yds	Lg	TD	PD	FF	FR	Yds
CLE 9/11	W	1/1	2	2	0	1.0	10.0	0	0	0	0	0	0	0	0
@CHI 9/19	W	1/1	0	0	0	0.0	0.0	0	0	0	0	0	0	0	0
PIT 9/25	W	1/1	1	1	0	0.0	0.0	0	0	0	0	0	0	0	0
@DET 10/9	L	1/1	5	2	3	0.0	0.0	0	0	0	0	0	0	0	0
@WAS 10/16	L	1/1	4	1	3	0.0	0.0	0	0	0	0	0	0	0	0
MINN 10/23	W	1/1	5	5	0	1.0	7.0	0	0	0	0	0	0	0	0
@DAL 10/30	L	1/1	2	1	1	1.0	10.0	0	0	0	0	0	0	0	0
@NYG 11/6	L	1/1	2	1	1	0.0	0.0	0	0	0	2	0	0	0	0
ATL 11/13	W	1/1	2	2	0	1.0	6.0	0	0	0	0	0	0	0	0
@SEA 11/20	L	1/1	3	2	1	0.0	0.0	0	0	0	0	0	0	0	0
GB 11/28	L	1/1	2	0	2	0.0	0.0	0	0	0	0	0	0	0	0
@CIN 12/4	L	1/1	3	2	1	0.0	0.0	0	0	0	0	0	0	0	0
WAS 12/11	L	1/1	1	0	1	0.0	0.0	0	0	0	0	0	0	0	0
@BAL 12/18	L	1/1	1	1	0	0.0	0.0	0	0	0	0	0	0	0	0
NYG 12/22	W	1/1	5	4	1	0.0	0.0	0	0	0	0	0	0	0	0
DAL 1/1/17	W	1/1	3	1	2	1.0	19.0	0	0	0	0	0	0	0	0
TOTALS	7-9	16/16	41	25	16	5.0	52.0	0	0	0	2	0	0	0	0

## 2014 PHILADELPHIA EAGLES

Game	W/L	P/S	T	S	A	Sk	Yds	Int	Yds	Lg	TD	PD	FF	FR	Yds
JAC 9/7	W	1/1	2	2	0	0.0	0.0	0	0	0	0	2	0	0	0
@IND 9/15	W	1/1	5	1	4	0.0	0.0	0	0	0	0	0	0	0	0
WAS 9/21	W	1/1	3	1	2	0.0	0.0	0	0	0	0	0	0	0	0
@SF 9/28	L	1/1	5	4	1	1.0	9.0	0	0	0	0	0	0	0	0
STL 10/															

# CONNOR BARWIN GAME-BY-GAME STATISTICS CONTINUED

2009 HOUSTON TEXANS															
Game	W/L	P/S	T	S	A	Sk	Yds	Int	Yds	Lg	TD	PD	FF	FR	Yds
NYJ 9/13	L	1/0	1	1	0	0.0	0	0	0	0	0	0	0	0	0
@TEN 9/20	W	1/0	0	0	0	0.0	0	0	0	0	0	0	0	0	0
JAC 9/27	L	1/0	1	0	1	0.0	0	0	0	0	0	0	0	0	0
OAK 10/4	W	1/0	1	0	1	0.0	0	0	0	0	0	1	0	0	0
@ARI 10/11	L	1/0	1	1	0	0.0	0	0	0	0	0	1	0	0	0
@CIN 10/18	W	1/0	2	2	0	1.0	9	0	0	0	0	0	0	0	0
SF 10/25	W	1/0	1	1	0	0.0	0	0	0	0	0	0	0	0	0
@BUF 11/1	W	1/0	1	0	1	0.0	0	0	0	0	0	0	0	0	0
@IND 11/8	L	1/0	1	1	0	0.0	0	0	0	0	0	0	0	0	0
TEN 11/23	L	1/0	0	0	0	0.0	0	0	0	0	0	0	0	0	0
IND 11/29	L	1/0	2	1	1	1.0	8	0	0	0	0	0	0	0	0
@JAC 12/6	L	1/0	1	0	1	0.5	5	0	0	0	0	0	0	0	0
SEA 12/13	W	1/0	2	2	0	0.0	0	0	0	0	0	1	0	0	0
@STL 12/20	W	1/0	1	1	0	1.0	11	0	0	0	0	1	0	0	0
@MIA 12/27	W	1/0	0	0	0	0.0	0	0	0	0	0	0	0	0	0
NE 1/3/10	W	1/0	3	3	0	1.0	10	0	0	0	0	0	0	0	0
TOTAL	9-7	16/0	18	13	5	4.5	43	0	0	0	0	4	0	0	0



# 66 | AUSTIN BLYTHE

Position:	Center
Ht./Wt.:	6-3/300
Birth Date:	6/16/92
College:	Iowa
Hometown:	Williamsburg, Iowa
Experience:	2nd year (1st Rams)
Acquired:	W(IND)-'17

Career GP/GS (Playoffs): 24/2 (1/0)



**TRANSACTIONS:** Claimed by the Rams off waivers (5/16/17)...waived by the Colts (5/15/17)...drafted by the Indianapolis Colts in the seventh round (No. 248 overall) in the 2016 NFL Draft.

**2017 SEASON:** Saw action in all 16 regular season games and made one start...**at San Francisco (9/21):** Entered the game at center after John Sullivan sustained an injury...played 36 snaps at center and aided a line that helped produce 126 yards rushing on 32 carries (3.9 avg.)...**vs. Arizona (10/22):** Saw action at center and on special teams...entered game at center after John Sullivan sustained an injury...**vs. San Francisco (12/31):** Started at left guard...**Wild Card vs. Atlanta (1/6/18):** Saw action on special teams.

**2016 SEASON:** Competed in eight games and made one start at right tackle...saw action in his first career NFL game as an eligible lineman and on special teams in a Week 3 win against San Diego (9/25)...first career start at right guard in a Week 4 contest against Jacksonville...participated on special teams Weeks 5-9 and Week 15.

**COLLEGE:** Saw action in 52 games with 51 starts as a four-year starter for Iowa...helped bolster a Hawkeye offensive line that allowed the team to start the 2015 campaign 12-0 and earn a spot in the Big Ten Championship and Rose Bowl games...started all 14 games in 2015 and named a team captain...an All-American third-team selection by Associated Press...in 2014, started all 13 games including six games at C, one at RG, and the final six at LG...started all 13 games at C in 2013 and helped the Hawkeyes to an 8-4 record and an Outback Bowl appearance as a redshirt sophomore...played in 10 games earning nine starts at right guard as a redshirt freshman in 2012...redshirted as a true freshman in 2011.

**PERSONAL:** Attended Williamsburg (Iowa) High School where he was a senior captain, two-time first team all-state selection, three-time first team all-district and All-America honorable mention...a member of the high school wrestling team where he earned three consecutive state heavyweight wrestling titles and placed second as a freshman...holds the state record with 143 career pins...studied communications at Iowa.

**BLYTHE'S Games Played Stats:** RAMS 2017 (16/1), Postseason (1/0), 2016 (8/1). **Career GP/GS (Playoffs): 24/2 (1/0).**





# 90 | MICHAEL BROCKERS

Position:	Defensive Tackle
Ht./Wt.:	6-5/302
Birth Date:	12/21/90
College:	LSU
Hometown:	Houston, Texas
Experience:	6th year (6th Rams)
Acquired:	D1-2012 (14th)

Career GP/GS (Playoffs): 91/89 (1/1)



**TRANSACTIONS:** Selected by the Rams in the first round (14th overall) of the 2012 NFL Draft (4/26/12).

**PRO :** Fifth-year pro has played in 91 career games with 89 starts...recorded 408 career tackles (220 solo), with 19.0 sacks...after his first five seasons his 14.5 sacks was the third-best amongst defensive linemen in the first round of the 2012 draft...named to the Pro Football Writers of American/Pro Football Weekly All-Rookie team in 2012.

**2017 SEASON:** Started 15-of-16 regular season games, finished fifth on the team in tackles with 65...recorded 4.5 sacks, the second-most in a single season in his career... **vs. Indianapolis (9/10):** Led the team in tackles with six (three solo), including one tackle for loss...also notched one hit on the quarterback...**at Dallas (10/1):** Recorded five tackles (three solo), including one for loss...tallied one sack, two quarterback hits and two passes defended...**at Jacksonville (10/16):** Collected five tackles (four solo), including one for loss...also had 1.0 sack and one hit on the quarterback...**vs. Houston (11/12):** Registered four tackles (two solo), including one for loss...added 1.0 sack, a pass defended and a hit on the quarterback...**at Arizona (12/3):** Made five tackles (three solo)...also blocked a field goal attempt...**vs. Philadelphia (12/10):** Started at defensive tackle...tallied three tackles (two solo), including one for a loss...notched one sack and one quarterback hit...**Wild Card vs. Atlanta (1/6/18):** Made first career postseason start at defensive tackle...registered one tackle and split a sack.

**2016 SEASON:** Started all 14 games he played, finished third among Rams defensive linemen with 58 tackles...**at San Francisco (9/12):** Recorded seven total tackles (two solo)...**at New Orleans (11/27):** Led the defensive line with six tackles (four solo)...also added two quarterback hits.

**2015 SEASON:** Started 16 games at defensive tackle...tallied 74 tackles (44 solo), 3.0 sacks, 18 quarterback pressures and six quarterback hits on the season...**vs. Detroit (12/13):** Sacked QB Matt Stafford for an 8-yard loss...marked his third sack of the season and 14.5 career...also credited with two assisted tackles, two quarterback pressures and one hit on the quarterback...**vs. San Francisco (11/1):** Sacked 49ers QB Colin Kaepernick for a 3-yard loss, his second sack of the season...registered six tackles (four solo)...**Week 7 vs. Cleveland (10/25):** Recorded four tackles (three solo)...**at Green Bay (10/11):** Sacked Packers QB Aaron Rodgers for a 3-yard loss...also made five tackles (three solo)...**at Washington (9/20):** Recorded nine tackles (six solo)...**vs. Seattle (9/13):** Established a new career-high in tackles with 13, good for the team lead in tackles.

**2014 SEASON:** Started 16 games...finished the season with 73 tackles (31 solo), two sacks and 14 quarterback pressures...**at San Francisco (11/2):** Tallied five tackles (four solo) and 1.0 sack, his first of the season...**at San Diego (11/23):** Tallied five tackles (two solo) and 1.0 sack...**at Seattle (12/28):** Posted a season-high 10 tackles (three solo).

**2013 SEASON:** Started 16 games at right defensive tackle...led all Rams defensive linemen with 75 tackles...finished with a career-high 5.5 sacks on the year...**vs. San Francisco (9/26):** Split a sack with DE Chris Long...made three tackles (two solo)...**vs. Jacksonville (10/6):** Sacked Jaguars QB Blaine Gabbert for a 4-yard loss...marked his first sack of the season...tallied four tackles (two solo)...also caused one fumble...**at Houston (10/13):** Recorded two sacks on Texans QB Matt Schaub...marks second consecutive game with a sack, pushes his season total to 3.5 and career to 7.5...added seven solo tackles, including three for loss...**vs. Seattle (10/28):** Tallied six tackles (one solo)...part of a defensive line that helped limit the Seahawks to just 44 rushing yards...**vs. Chicago (11/24):** Recorded two tackles (one solo)...also caused one fumble and had two quarterback pressures...**at San Francisco (12/1):** Sacked 49ers QB Colin Kaepernick...added a second sack on Kaepernick to give him four career multiple sack games...added seven tackles (two solo)...**vs. New Orleans (12/15):** Batted down a Saints K Garrett Hartley 36-yard field goal attempt...also recorded six tackles (four solo) and one hit on the quarterback...**at Seattle (12/29):** Posted a season-high 10 tackles (eight solo), including two for loss.

**2012 SEASON:** Named to Pro Football Weekly's All-Rookie Team...led all Rams defensive linemen in tackles (63) despite missing three games...also had 4.0 sacks and 13 quarterback pressures during rookie season...**vs. Seattle (9/30):** Saw his first NFL action, starting at right defensive tackle...recorded two assisted tackles...**vs. Green Bay (10/21):** Started at right defensive tackle...sacked Packers' QB Aaron Rodgers for a loss of four yards, his first career sack...notched a season-high seven tackles (four solo)...**vs. New England (10/28):** Saw action on defense...tallied two assisted tackles, a pass defended and three quarterback pressures...**at San Francisco (11/11):** Started at right defensive tackle...split a sack on 49ers QB Alex Smith with DE Robert Quinn for a two-yard loss...notched a solo sack on Smith to give him 1.5 on the day and 2.5 on the season...also made five tackles (three solo), one quarterback pressure and one hit on the quarterback...**vs. San Francisco (12/2):** Started at right defensive tackle...notched a season-high among Rams defensive linemen in tackles with 11 (five solo), including one for loss...**at Buffalo (12/9):** Started at right defensive tackle... split a sack on Buffalo QB Ryan Fitzpatrick on the first drive of the game...tallied a solo sack for a loss of six yards to push his season total to 4.0...forced a RB Fred Jackson fumble, which was recovered by LB James Laurinaitis and returned four yards...marks the first forced fumble of his career...also made six tackles (five solo), including one for loss...added two quarterback pressures and two quarterback hits...**vs. Minnesota (12/16):** Started at right

defensive tackle...recorded seven tackles (two solo)...**at Tampa Bay (12/23)**: Started at right defensive tackle...tallied five tackles (one solo)...also tipped one pass that was intercepted by DE Eugene Sims.

**COLLEGE:** Earned Associated Press second-team All-Southeastern Conference honors...in two seasons at Louisiana State, Brockers appeared in 27 games, starting 15 contests at left defensive tackle...credited with 79 tackles (34 solo), two sacks (16 yards), 11 stops for loss (33 yards) and five quarterback pressures...caused two fumbles, blocked one kick, intercepted one pass and deflected three others.

**PERSONAL:** Attended Chavez High School in Houston, Texas, playing football for Lobos head coach Mike Jackson...a dominating defensive end that was considered among the top prospects in the state of Texas for the Class of 2009...was rated the 10th defensive end in the country and 23rd prospect in the state of Texas by Rivals.com...Scout.com regarded him as the nation's 16th defensive end, with both recruiting services giving him a four-star rating...added Super Prep All-American honors while leading the Lobos to the first round of the Texas Class 5A state playoffs in 2008, as he also earned first-team All-Region and All-State honors as a senior...had previously established himself as one of the state's up-and-coming defenders after finishing his junior season with 59 tackles and 10 sacks in 2007...blocked one punt and one field goal...general studies major...one of five children of Tiffany Brockers...born Michael Seth Brockers in Houston, Texas...participated in numerous community events, including the Make-A-Wish Celebrity Server dinner, Motion for Kids Holiday Party Chair, Defensive Line Paintball Tournament to benefit St. Patrick Center and the All-Community Team Ticket program - Brockers' Show Stoppers...he is married to Faith and they have two kids: Makaela and Makhi.

## MICHAEL BROCKERS NFL STATISTICS

REGULAR SEASON																
Year	Team	G/S	Tackles				Sk	Yds	Interceptions				PD	Fumbles		
			Total	Solo	Asst				Int	Yds	Lg	TD		FF	FR	Yds
2012	RAMS	13/12	63	31	32	4.0	18.5	0	0	0	0	2	1	0	0	
2013	RAMS	16/16	75	40	35	5.5	24.0	0	0	0	0	0	2	0	0	
2014	RAMS	16/16	73	31	42	2.0	8.0	0	0	0	0	0	0	1	0	
2015	RAMS	16/16	74	44	30	3.0	14.0	0	0	0	0	0	0	0	0	
2016	RAMS	14/14	58	33	25	0.0	0.0	0	0	0	1	3	1	0	0	
2017	RAMS	16/15	65	41	24	4.5	18.0	0	0	0	0	4	0	0	0	
<b>Total</b>		<b>91/89</b>	<b>408</b>	<b>220</b>	<b>188</b>	<b>19.0</b>	<b>82.5</b>	<b>0</b>	<b>0</b>	<b>0</b>	<b>0</b>	<b>9</b>	<b>4</b>	<b>1</b>	<b>0</b>	

POSTSEASON																
Year	Team	G/S	Tackles				Sk	Yds	Interceptions				PD	Fumbles		
			Total	Solo	Asst				Int	Yds	Lg	TD		FF	FR	Yds
2017	RAMS	1/1	1	0	1	0.5	3.5	0	0	0	0	0	0	0	0	

**ADDITIONAL CAREER STATISTICS:** Blocked a field goal attempt at AZ (12/3/17), blocked a field goal attempt vs. NO (12/15/13).

**SINGLE GAME HIGHS**  
 Total Tackles – 13, vs. Seattle (9/13/15)  
 Solo Tackles – 9, at Washington (9/20/15)  
 Sacks –2.0, two times, last at San Francisco (12/1/13)

## MICHAEL BROCKERS GAME-BY-GAME STATISTICS

2017 LOS ANGELES RAMS																
Game	W/L	P/S	T	S	A	Sk	Yds	Int	Yds	Lg	TD	PD	FF	FR	Yds	
IND 9/10	W	1/1	6	3	3	0.0	0.0	0	0	0	0	0	0	0	0	
WAS 9/17	L	1/1	4	4	0	0.0	0.0	0	0	0	0	0	0	0	0	
@SF 9/21	W	1/1	6	6	0	0.0	0.0	0	0	0	0	0	0	0	0	
@DAL 10/1	W	1/1	5	3	2	1.0	1.0	0	0	0	2	0	0	0	0	
SEA 10/8	L	1/1	4	2	2	0.0	0.0	0	0	0	0	0	0	0	0	
@JAC 10/15	W	1/1	5	4	1	1.0	5.0	0	0	0	0	0	0	0	0	
ARI 10/22	W	1/1	5	3	2	0.0	0.0	0	0	0	0	0	0	0	0	
@NYG 11/5	W	1/1	5	4	1	0.0	0.0	0	0	0	0	0	0	0	0	
HOU 11/12	W	1/1	4	2	2	1.0	3.0	0	0	0	1	0	0	0	0	
@MIN 11/19	L	1/1	4	2	2	0.0	0.0	0	0	0	0	0	0	0	0	
NO 11/26	W	1/1	4	2	2	0.0	0.0	0	0	0	0	0	0	0	0	
@ARI 12/2	W	1/1	5	3	2	0.0	0.0	0	0	0	0	0	0	0	0	
PHI 12/10	L	1/1	3	2	1	1.0	7.0	0	0	0	0	0	0	0	0	
@SEA 12/17	W	1/1	1	0	1	0.5	2.0	0	0	0	0	0	0	0	0	
@TEN 12/24	W	1/1	4	1	3	0.0	0.0	0	0	0	1	0	0	0	0	
SF 12/31	L	1/0	0	0	0	0.0	0.0	0	0	0	0	0	0	0	0	
<b>TOTALS</b>	<b>11-5</b>	<b>16/15</b>	<b>65</b>	<b>41</b>	<b>24</b>	<b>4.5</b>	<b>18.0</b>	<b>0</b>	<b>0</b>	<b>0</b>	<b>4</b>	<b>0</b>	<b>0</b>	<b>0</b>	<b>0</b>	

POSTSEASON																
Game	W/L	P/S	T	S	A	Sk	Yds	Int	Yds	Lg	TD	PD	FF	FR	Yds	
ATL 1/6/18	L	1/1	1	0	1	0.5	3.5	0	0	0	0	0	0	0	0	
<b>TOTALS</b>	<b>0-1</b>	<b>1/1</b>	<b>1</b>	<b>0</b>	<b>1</b>	<b>0.5</b>	<b>3.5</b>	<b>0</b>	<b>0</b>	<b>0</b>	<b>0</b>	<b>0</b>	<b>0</b>	<b>0</b>	<b>0</b>	

2016 LOS ANGELES RAMS																
Game	W/L	P/S	T	S	A	Sk	Yds	Int	Yds	Lg	TD	PD	FF	FR	Yds	
@SF 9/12	L	1/1	7	2	5	0.0	0.0	0	0	0	0	0	0	0	0	
SEA 9/18	W	1/1	2	1	1	0.0	0.0	0	0	0	0	0	0	0	0	
@TB 9/25	W	1/1	5	3	2	0.0	0.0	0	0	0	0	0	0	0	0	
@ARI 10/2	W	1/1	5	3	2	0.0	0.0	0	0	0	0	0	0	0	0	
BUF 10/9	L												Inactive			
@DET 10/16	L	1/1	3	2	1	0.0	0.0	0	0	0	0	1	0	0	0	
NYG 10/23	L												Inactive			
CAR 11/6	L	1/1	1	0	1	0.0	0.0	0	0	0	0	0	0	0	0	
@NYJ 11/13	W	1/1	3	1	2	0.0	0.0	0	0	0	0	0	0	0	0	
MIA 11/20	L	1/1	5	3	2	0.0	0.0	0	0	0	0	0	0	0	0	
@NO 11/27	L	1/1	6	4	2	0.0	0.0	0	0	0	0	0	0	0	0	
@NE 12/4	L	1/1	6	5	1	0.0	0.0	0	0	0	0	1	0	0	0	
ATL 12/11	L	1/1	4	3	1	0.0	0.0	0	0	0	0	0	0	0	0	
@SEA 12/15	L	1/1	3	1	2	0.0	0.0	0	0	0	0	0	0	0	0	
SF 12/24	L	1/1	5	3	2	0.0	0.0	0	0	0	0	0	0	1	0	
ARI 1/1/17	L	1/1	3	2	1	0.0	0.0	0	0	0	0	0	0	0	0	
<b>TOTALS</b>	<b>4-12</b>	<b>14/14</b>	<b>58</b>	<b>33</b>	<b>25</b>	<b>0.0</b>	<b>0.0</b>	<b>0</b>	<b>0</b>	<b>0</b>	<b>0</b>	<b>3</b>	<b>1</b>	<b>0</b>	<b>0</b>	

# MICHAEL BROCKERS GAME-BY-GAME STATISTICS CONTINUED

## 2015 ST. LOUIS RAMS

Game	W/L	P/S	T	S	A	Sk	Yds	Int	Yds	Lg	TD	PD	FF	FR	Yds
SEA 9/13	W	1/1	13	6	7	0.0	0	0	0	0	0	0	0	0	0
@WASH 9/20	L	1/1	9	6	3	0.0	0	0	0	0	0	0	0	0	0
PIT 9/27	L	1/1	5	4	1	0.0	0	0	0	0	0	0	0	0	0
@ARI 10/4	W	1/1	2	0	2	0.0	0	0	0	0	0	0	0	0	0
@GB 10/11	L	1/1	5	3	2	1.0	3.0	0	0	0	0	0	0	0	0
CLEV 10/25	W	1/1	4	3	1	0.0	0	0	0	0	0	0	0	0	0
SF 11/1	W	1/1	6	4	2	1.0	3.0	0	0	0	0	0	0	0	0
@MINN 11/8	L	1/1	4	4	0	0.0	0	0	0	0	0	0	0	0	0
CHI 11/15	L	1/1	4	3	1	0.0	0	0	0	0	0	0	0	0	0
@BAL 11/22	L	1/1	7	4	3	0.0	0	0	0	0	0	0	0	0	0
@CIN 11/29	L	1/1	3	3	0	0.0	0	0	0	0	0	0	0	0	0
ARI 12/6	L	1/1	3	0	3	0.0	0	0	0	0	0	0	0	0	0
DET 12/13*	W	1/1	2	0	2	1.0	8.0	0	0	0	0	0	0	0	0
TB 12/17	W	1/1	3	2	1	0.0	0	0	0	0	0	0	0	0	0
@SEA 12/27	W	1/1	3	1	2	0.0	0	0	0	0	0	0	0	0	0
@SF 1/3/16	L	1/1	1	1	0	0.0	0	0	0	0	0	0	0	0	0
TOTAL	7-9	16/16	74	44	30	3.0	14.0	0	0	0	0	0	0	0	0

## 2014 ST. LOUIS RAMS

Game	W/L	P/S	T	S	A	Sk	Yds	Int	Yds	Lg	TD	PD	FF	FR	Yds
MIN 9/7	L	1/1	3	2	1	0.0	0	0	0	0	0	0	0	0	0
@TB 9/14	W	1/1	1	0	1	0.0	0	0	0	0	0	0	0	0	0
DAL 9/21	L	1/1	6	4	2	0.0	0	0	0	0	0	0	0	0	0
PHI 10/5	L	1/1	1	0	1	0.0	0	0	0	0	0	0	0	0	1
SF 10/13	L	1/1	4	3	1	0.0	0	0	0	0	0	0	0	0	0
SEA 10/19	W	1/1	4	0	4	0.0	0	0	0	0	0	0	0	0	0
@KC 10/26	L	1/1	3	2	1	0.0	0	0	0	0	0	0	0	0	0
@SF 11/2	W	1/1	5	4	1	1.0	4	0	0	0	0	0	0	0	0
@ARI 11/9	L	1/1	2	0	2	0.0	0	0	0	0	0	0	0	0	0
DEN 11/16	W	1/1	2	1	1	0.0	0	0	0	0	0	0	0	0	0
@SD 11/23	L	1/1	5	2	3	1.0	4	0	0	0	0	0	0	0	0
OAK 11/30	W	1/1	8	6	2	0.0	0	0	0	0	0	0	0	0	0
@WAS 12/7	W	1/1	2	0	2	0.0	0	0	0	0	0	0	0	0	0
ARI 12/11	L	1/1	8	2	6	0.0	0	0	0	0	0	0	0	0	0
NYG 12/21	L	1/1	9	2	7	0.0	0	0	0	0	0	0	0	0	0
@SEA 12/28	L	1/1	10	3	7	0.0	0	0	0	0	0	0	0	0	0
TOTAL	6-10	16/16	73	31	42	2.0	8	0	0	0	0	0	0	0	1

## 2013 ST. LOUIS RAMS

Game	W/L	P/S	T	S	A	Sk	Yds	Int	Yds	Lg	TD	PD	FF	FR	Yds
ARI 9/8	W	1/1	4	3	1	0.0	0	0	0	0	0	0	0	0	0
@ATL 9/15	L	1/1	1	1	0	0.0	0	0	0	0	0	0	0	0	0
@DAL 9/22	L	1/1	5	2	3	0.0	0	0	0	0	0	0	0	0	0
SF 9/26	L	1/1	3	2	1	0.5	4.0	0	0	0	0	0	0	0	0
JAC 10/6	W	1/1	4	2	2	1.0	3.0	0	0	0	0	0	1	0	0
@HOU 10/13	W	1/1	7	7	0	2.0	4.0	0	0	0	0	0	0	0	0
@CAR 10/20	L	1/1	2	0	2	0.0	0	0	0	0	0	0	0	0	0
SEA 10/28	L	1/1	6	1	5	0.0	0	0	0	0	0	0	0	0	0
TEN 11/3	L	1/1	5	4	1	0.0	0	0	0	0	0	0	0	0	0
@IND 11/10	W	1/1	4	1	3	0.0	0	0	0	0	0	0	0	0	0
CHI 11/24	W	1/1	2	1	1	0.0	0	0	0	0	0	1	0	0	0
@SF 12/1	L	1/1	7	2	5	2.0	13.0	0	0	0	0	0	0	0	0
@ARI 12/8	L	1/1	6	2	4	0.0	0	0	0	0	0	0	0	0	0
NO 12/15	W	1/1	6	4	2	0.0	0	0	0	0	0	0	0	0	0
TB 12/22	W	1/1	3	0	3	0.0	0	0	0	0	0	0	0	0	0
@SEA 12/29	L	1/0	10	8	2	0.0	0	0	0	0	0	0	0	0	0
TOTAL	7-9	16/16	75	40	35	5.5	24.0	0	0	0	0	0	2	0	0

## 2012 ST. LOUIS RAMS

Game	W/L	P/S	T	S	A	Sk	Yds	Int	Yds	Lg	TD	PD	FF	FR	Yds
@DET 9/9	L														
WAS 9/16	W														
@CHI 9/23	L														
SEA 9/30	W	1/1	2	0	2	0.0	0	0	0	0	0	0	0	0	0
ARI 10/4	W	1/1	2	2	0	0.0	0	0	0	0	0	0	0	0	0
@MIA 10/14	L	1/1	1	0	1	0.0	0	0	0	0	0	0	0	0	0
GB 10/21	L	1/1	7	4	3	1.0	4	0	0	0	0	0	0	0	0
NE 10/28	L	1/0	2	0	2	0.0	0	0	0	0	0	1	0	0	0
@SF 11/11	T	1/1	5	3	2	1.5	8	0	0	0	0	0	0	0	0
NYJ 11/18	L	1/1	6	4	2	0.0	0	0	0	0	0	0	0	0	0
@ARI 11/25	W	1/1	6	3	3	0.0	0	0	0	0	0	0	0	0	0
SF 12/2	W	1/1	11	5	6	0.0	0	0	0	0	0	0	0	0	0
@BUF 12/9	W	1/1	6	5	1	1.5	6.5	0	0	0	0	0	1	0	0
MIN 12/16	L	1/1	7	2	5	0.0	0	0	0	0	0	0	0	0	0
@TB 12/23	W	1/1	5	1	4	0.0	0	0	0	0	0	1	0	0	0
@SEA 12/30	L	1/1	3	2	1	0.0	0	0	0	0	0	0	0	0	0
TOTAL	7-8-1	13/12	63	31	32	4.0	18.5	0	0	0	0	2	1	0	0



# 68 | JAMON BROWN

Position:	Guard
Ht./Wt.:	6-4/330
Birth Date:	3/15/93
College:	Louisville
Hometown:	Louisville, Ky.
Experience:	3rd year (3rd Rams)
Acquired:	D3A-(72nd)-2015

Career GP/GS (Playoffs): 36/30 (1/1)



**TRANSACTIONS:** Placed on reserve/injured (11/17/15)...selected by St. Louis in the third round (72nd overall) of the 2015 NFL Draft (5/1/15).

**PRO:** Third-year offensive lineman has started 30 of the 36 regular season games and one playoff game.

**2017 SEASON:** Started in all 16 regular season games and made his postseason debut at right guard...part of an offensive line that was a key factor in the Rams leading the league in points per game with a mark of 29.9...**vs. Indianapolis (9/10):** Part of an offensive line that helped gain 373 yards of total offense...**vs. Arizona (10/22):** Part of a unit that helped the offense gain 425 total yards...**at New York Giants (11/5):** Part of a unit that did not allow one sack and helped the offense gain 473 total yards...**vs. Houston (11/12):** Part of an offensive line that helped the offense gain 443 total yards...**at Seattle (12/17):** Part of a unit that helped the offense rush for 244 yards...it was the first time the Rams had 200-plus rushing yards since 2015...**at Tennessee (12/24):** Part of a unit that helped the offense gain 402 total yards...**Wild Card vs. Atlanta (1/6/18):** Made first career postseason start at right guard.

**2016 SEASON:** Played in 11 games, started five at both left and right guard positions...**at Detroit (10/16):** Started at right guard for his first start of the season...helped pave the way for the offense to compile 387 yards.

**2015 SEASON:** Started nine games before being placed on reserve/injured (11/17/15)...**vs. San Francisco (11/1):** Opened up rushing lanes for the team to gain 197 yards on the ground...**vs. Cleveland (10/25):** Helped block for RB Todd Gurley to tally two rushing touchdowns...**at Arizona (10/4):** Opened up running lanes for rookie RB Todd Gurley to record 146 rushing yards...**vs. Seattle (9/13):** Started at left guard in his NFL debut...helped block for 19 first downs.

**COLLEGE:** Started all 13 games at offensive tackle in 2014 season...earned second team All-ACC accolades after leading the Cardinals to a 9-3 record...helped the Cardinals average 142.7 yards per game on the ground...allowed two sacks all season from his tackle position...started his 40th career game in the Belk Bowl versus Georgia...started all 13 games at left tackle in 2013 after playing right tackle in 2012...played on an offense that averaged 460.8 yards per game...offense scored 30 or more points nine times...started all 13 games at right tackle in 2012...helped the Cardinals average 296.1 yards through the air and 122.7 yards on the ground...appeared in nine games during freshman campaign in 2011, made one start...started the year at defensive tackle before making the transition to offense...made collegiate debut at defensive tackle against Murray State...earned first start at offensive guard versus North Carolina in a 14-7 loss...appeared in seven other games on the offensive line.

**PERSONAL:** Big, athletic defensive lineman who was considered one of the best prospects in the state of Kentucky...played for Curtis Higgins at Fern Creek High School...a three-year starter on defense and two-year starter on offense...rated seventh on the 2011 Kentucky's Watch List... ranked as the 52nd best defensive line prospect by Scout.com...rated three-star prospect by Rivals.com and the 58th-best tackle...recorded 25 tackles for loss in his career, including 12 as a senior despite playing with a nagging ankle injury...voted All-District 6-A...named to the All-Southern First Team by the Orlando Sentinel...earned Honorable Mention All-State accolades...rated as the 14th-best senior in the state of Kentucky...rated as the 47th-best defensive tackle by ESPN...helped his power-lifting team to a second-place finish in the state... raised his bench max to 300 pounds and his squat to 525... selected third team All-State as a junior...son of June Embers...justice administration major...sang a solo at the banquet of the Russell Athletic Bowl.

**BROWN'S Games Played Stats:** RAMS 2017 (16/16), Postseason (1/1), 2016 (11/5), 2015 (9/9). **Career GP/GS (Playoffs): 36/30 (1/1).**



# 34 | MALCOLM BROWN

Position: Running Back  
 Ht./Wt.: 5-11/227  
 Birth Date: 5/15/93  
 College: Texas  
 Hometown: Cibolo, Texas  
 Experience: 2nd year (2nd Rams)  
 Acquired: UDFA-2015

Career GP/GS (Playoffs): 28/1 (1/0)



**TRANSACTIONS:** Signed to the Rams' active roster (12/31/15)...added to the practice squad (9/6/15), after being released (9/5/15)...originally joined the team as an undrafted free agent (5/8/15)

**PRO:** Has played in 29 games in two seasons in the NFL...set career-highs in every offensive category in 2017 while also playing a prominent role on special teams.

**2017 SEASON:** Played in 11 regular season games and made one start...finished the season setting career-highs in carries (63), rushing yards (246), receptions (nine) and receiving yards (53)... **vs. Indianapolis (9/10):** Saw action on offense and special teams...recorded his first career touchdown on a 3-yard rush...**at Jacksonville (10/16):** Saw action at running back and on special teams...registered 17 yards on three carries...scooped up a Jaguars' blocked punt at their 8-yard line and ran it in for a touchdown...**vs. Arizona (10/22):** Saw action at running back...rushed for 48 yards on 11 carries...hauled in one 7-yard reception...**at New York Giants (11/5):** Saw action at running back...rushed for a career-high 57 yards on a career-high 15 carries...**at Seattle (12/17):** Saw action at running back...rushed for 45 yards on 10 carries (4.5 avg.)...**vs. San Francisco (12/31):** Made first-career start at running back...had 14 carries for 54 yards...recorded a career-long 20-yard rush...**Wild Card vs. Atlanta (1/6/18):** Saw action at running back and on special teams...recorded 14 yards on two carries.

**2016 SEASON:** Played in all 16 games, rushed 18 times and finished with three special teams tackles...**at San Francisco (9/12):** Recorded one rush for five yards and one reception for eight yards...**vs. Buffalo (10/9):** Saw action on offense and special teams...helped the Rams get into opponent territory with a career-long 26-yard reception in the fourth quarter...**vs. Atlanta (12/11):** Rushed four times for 14 yards, with a 10 yard long...**at Seattle (12/15):** Hauled in one pass for 12 yards while also rushing one time.

**2015 SEASON:** Played in one game for the Rams.

**COLLEGE:** Played at Texas for four seasons, playing in 44 games (25 starts). In his four-year career with the Longhorns, Brown tallied 2,678 rushing yards on 630 carries (4.3 avg.) with 24 touchdowns. Also recorded 51 receptions resulting in 382 yards (7.5 avg.) and three touchdowns. As a true freshman in 2011, rushed for 742 yards and five touchdowns, earning the Big 12's Newcomer of the Year award. As a junior in 2013, Brown's 904 rushing yards and 1,099 all-purpose yards led the Longhorns. Started all 13 games at running back as a senior in 2014, was a second-team All-Big 12 selection.

**PERSONAL:** Born in Biloxi, Miss., on May 15, 1993...Brown's father, Tommy, played collegiately at Northwest Mississippi JUCO from 1982-84...graduated from Texas with a degree in physical culture and sports in December 2014.

## MALCOLM BROWN NFL STATISTICS

REGULAR SEASON												
Year	Team	Receiving				Rushing						
		G/S	No	Yds	Avg	Lg	TD	Att	Yds	Avg	Lg	TD
2015	RAMS	1/0	1	-2	-2.0	-2	0	4	17	4.3	13	0
2016	RAMS	16/0	3	46	15.3	26	0	18	39	2.2	10	0
2017	RAMS	11/1	9	53	5.9	16	0	63	246	3.9	20	1
<b>TOTALS</b>		<b>28/1</b>	<b>13</b>	<b>97</b>	<b>7.5</b>	<b>26</b>	<b>0</b>	<b>85</b>	<b>302</b>	<b>3.6</b>	<b>20</b>	<b>1</b>

POSTSEASON												
Year	Team	Receiving				Rushing						
		G/S	No	Yds	Avg	Lg	TD	Att	Yds	Avg	Lg	TD
2017	RAMS	1/0	0	0	0.0	0	0	2	14	7.0	11	0


**ADDITIONAL CAREER STATISTICS:** Returned a blocked punt 8 yards for a touchdown at Jacksonville (10/15/17).  
 Special teams tackles: 2016 (3).

**SINGLE GAME HIGHS**  
 Rushes - 15, at New York Giants (11/5/17)  
 Rush yards - 57, at New York Giants (11/5/17)

# MALCOLM BROWN GAME-BY-GAME STATISTICS

2017 LOS ANGELES RAMS													
Game	W/L	Receiving					Rushing						
		P/S	No	Yds	Avg	Lg	TD	Att	Yds	Avg	Lg	TD	
IND 9/10	W	1/0	0	0	0.0	0	0	7	16	2.3	5	1	
WAS 9/17	L	1/0	1	-4	-4.0	-4	0	0	0	0.0	0	0	
@SF 9/21	W							Inactive					
@DAL 10/1	W	1/0	1	14	14.0	14	0	1	0	0.0	0	0	
SEA 10/8	L	1/0	2	29	14.5	16	0	0	0	0.0	0	0	
@JAC 10/15	W	1/0	0	0	0.0	0	0	3	17	5.7	8	0	
ARI 10/22	W	1/0	1	7	7.0	7	0	11	48	4.4	11	0	
@NYG 11/5	W	1/0	0	0	0.0	0	0	15	57	3.8	16	0	
HOU 11/12	W							Inactive					
@MIN 11/19	L							Inactive					
NO 11/26	W							Inactive					
@ARI 12/2	W							Inactive					
PHI 12/10	L	1/0	0	0	0.0	0	0	1	5	5.0	5	0	
@SEA 12/17	W	1/0	0	0	0.0	0	0	10	45	4.5	14	0	
@TEN 12/24	W	1/0	0	0	0.0	0	0	1	4	4.0	4	0	
SF 12/3	L	1/1	4	7	1.8	5	0	14	54	3.9	20	0	
<b>TOTALS</b>		11-5	11/1	9	53	5.9	16	0	63	246	3.9	20	1
<b>POSTSEASON</b>													
ATL 1/6/18	L	1/0	0	0	0.0	0	0	2	14	7.0	11	0	
<b>TOTALS</b>		0-1	1/0	0	0	0.0	0	0	2	14	7.0	11	0

2016 LOS ANGELES RAMS													
Game	W/L	Receiving					Rushing						
		P/S	No	Yds	Avg	Lg	TD	Att	Yds	Avg	Lg	TD	
@SF 9/12	L	1/0	1	8	8.0	8	0	1	5	5.0	5	0	
SEA 9/18	W	1/0	0	0	0.0	0	0	0	0	0.0	0	0	
@TB 9/25	W	1/0	0	0	0.0	0	0	0	0	0.0	0	0	
@ARI 10/2	W	1/0	0	0	0.0	0	0	0	0	0.0	0	0	
BUF 10/9	L	1/0	1	26	26.0	26	0	2	2	1.0	2	0	
@DET 10/16	L	1/0	0	0	0.0	0	0	0	0	0.0	0	0	
NYG 10/23	L	1/0	0	0	0.0	0	0	0	0	0.0	0	0	
CAR 11/6	L	1/0	0	0	0.0	0	0	1	0	0.0	0	0	
@NYJ 11/13	W	1/0	0	0	0.0	0	0	0	0	0.0	0	0	
MIA 11/20	L	1/0	0	0	0.0	0	0	0	0	0.0	0	0	
@NO 11/27	L	1/0	0	0	0.0	0	0	3	9	3.0	4	0	
@NE 12/4	L	1/0	0	0	0.0	0	0	0	0	0.0	0	0	
ATL 12/11	L	1/0	0	0	0.0	0	0	4	14	3.5	10	0	
@SEA 12/15	L	1/0	1	12	12.0	12	0	1	-4	-4.0	-4	0	
SF 12/24	L	1/0	0	0	0.0	0	0	1	2	2.0	2	0	
ARI 1/1/17	L	1/0	0	0	0.0	0	0	5	11	2.2	4	0	
<b>TOTALS</b>		4-12	16/0	3	46	15.3	26	0	18	39	2.2	10	0



# 86 | DEREK CARRIER

Position:	Tight End
Ht./Wt.:	6-4/244
Birth Date:	7/25/90
College:	Beloit (Wis.)
Hometown:	Edgerton, Wis.
Experience:	5th year (1st Rams)
Acquired:	T(WAS)-'17

Career GP/GS (Playoffs): 50/16 (1/0)



**TRANSACTIONS:** Traded to the Los Angeles Rams from the Washington Redskins (9/2/17)...activated from PUPPL (11/12/16)... placed on PUPPL (8/30/16)...traded to the Washington Redskins from the San Francisco 49ers (8/22/15)...signed a two-year extension with San Francisco (3/9/15)...signed to the 49ers' active roster (11/16/13)...signed to the 49ers' practice squad (9/3/13)... waived by the Philadelphia Eagles on (8/25/13)...signed with the Eagles (12/31/12)...added to the Eagles practice squad ((9/11/12)...waived by the Raiders (8/31/12)...originally entered the NFL with the Oakland Raiders as a college free agent (5/11/12).

**PRO:** Acquired by the Rams via trade with Washington...joined the Redskins via trade during the 2015 preseason...enters 2017 having previously caught 28 passes for 256 yards with one touchdown in 36 career games with 13 starts.

**2017 SEASON:** Played in 14 games and made three starts...finished the regular season with eight receptions for 71 yards... **at Dallas (10/1):** Started at tight end...played a role in helping the offense gain 168 yard rushing on 31 carries (5.4 avg.)...**at Jacksonville (10/16):** Started at tight end...played a role in helping the offense gain 142 yards rushing on 32 carries (4.4 avg.)... **at Arizona (12/3):** Saw action at tight end...hauled in one 14-yard reception...**vs. San Francisco (12/31):** Saw action at tight end and on special teams...recorded two receptions for 10 yards...added one tackle on special teams...**Wild Card vs. Atlanta (1/6/18):** Saw action at tight end and on special teams.

**2016 SEASON:** Appeared in eight games, caught two passes for 10 yards on the year...spent the first nine weeks of the season on Reserve/PUP...activated in Week 10...made season debut in a win vs. Minnesota (11/13).

**2015 SEASON:** Joined the Redskins via trade during the preseason and started all 12 games in which he appeared...finished the season with 17 receptions for 141 yards with one receiving touchdown...made Redskins debut in Week 1 vs. Miami (9/13), catching two passes for eight yards...earned second straight start in a two-tight-end set vs. St. Louis (9/20), contributing to the team's 182 rushing yards...started in place of an injured Jordan Reed at Atlanta (10/11), caught two passes for 27 yards including a seven-yard touchdown in the second quarter and a 20-yard gain on the game-tying drive at the end of regulation...started in place of Reed at New York Jets (10/18) and posted career highs in receptions (four) and receiving yards (39)...caught two passes for 15 yards in the largest comeback win (24 points) in team history vs. Tampa Bay (10/25)...placed on Reserve/Injured list on Dec. 15.

**2014 SEASON:** Played in 11 games with one start, recorded nine receptions for 105 yards and adding a two-yard rushing attempt...notched his first career reception on a 22-yard pass from Colin Kaepernick vs. Chicago (9/14)...finished the game with three receptions for 41 yards...made first career start at Arizona (9/21)...placed on Reserve/Injured list on Nov. 27.

**2013 SEASON:** Played in five games with the San Francisco 49ers, making his NFL debut at New Orleans (11/17).

**2012 SEASON:** Spent the offseason with the Oakland Raiders as a college free agent before being waived prior to the season... spent the entire season on the Philadelphia Eagles' practice squad after signing with the team on Sept. 11.

**COLLEGE:** Attended Beloit College in Wisconsin, where he played in 39 games for the Buccaneers, earning All-Midwest Conference honors twice... Named Wisconsin Football Coaches Association Private College Player as a senior... Set school records in receptions (189), receiving yards (3,111) and receiving touchdowns (29). Also added seven carries for 42 yards and two rushing touchdowns... As a senior, played in 10 games and notched 75 receptions for 1,250 yards and 12 touchdowns in addition to six carries for 39 yards and two rushing touchdowns... As a junior, appeared in 10 games and tallied 64 receptions for 1,044 yards and 12 touchdowns, breaking the school record for receiving touchdowns in a single season.... In 2009, played in 10 games and registered 34 receptions for 600 yards and four touchdowns... Played in nine games and recorded 16 receptions for 217 yards and one touchdown as a freshman... Played two years of basketball, starting in 21 games and averaging 8.3 points per game.

**PERSONAL:** Attended Edgerton (Wis.) H.S... Spent a summer in college interning with the Chicago Bulls' strength and conditioning department, with aspirations of one day working in physical therapy... Named to the Beloit College dean's list six straight semesters... Majored in health and society... Visited Haiti in conjunction with Convoy of Hope, working together to teach healthy eating habits and sustainable agriculture techniques to local families...visited Haiti in conjunction with Convoy of Hope, working together to teach healthy eating habits and sustainable agriculture techniques to local families... In 2016, spoke to students at J. Michael Lunsford Middle School in Chantilly, Va., to discuss the importance of communication and face-to-face interaction at the EverFi Character Playbook Launch, played alongside fans to benefit children in the second annual Redskins Charity Golf Classic, and donated winter coats and Redskins hats to 300 elementary school students from seven local area schools at the eighth annual Share the Warmth event.

# DEREK CARRIER NFL STATISTICS

## REGULAR SEASON

Year	Team	G/S	Receiving					Rushing				
			No	Yds	Avg	Lg	TD	Att	Yds	Avg	Lg	TD
2013	SAN FRANCISCO	5/0	0	0	0.0	0	0	0	0	0.0	0	0
2014	SAN FRANCISCO	11/1	9	105	11.7	23	0	1	2	2.0	2	0
2015	WASHINGTON	12/12	17	141	8.3	20	1	0	0	0.0	0	0
2016	WASHINGTON	8/0	2	10	5.0	6	0	0	0	0.0	0	0
2017	RAMS	14/3	8	71	8.9	17	0	0	0	0.0	0	0
<b>TOTALS</b>		<b>50/16</b>	<b>36</b>	<b>327</b>	<b>9.1</b>	<b>23</b>	<b>1</b>	<b>1</b>	<b>2</b>	<b>2.0</b>	<b>2</b>	<b>0</b>

## POSTSEASON

Year	Team	G/S	Receiving					Rushing				
			No	Yds	Avg	Lg	TD	Att	Yds	Avg	Lg	TD
2017	RAMS	1/0	0	0	0.0	0	0	0	0	0.0	0	0

**ADDITIONAL CAREER STATISTICS:** Special Teams Tackles: RAMS 2017 (2).

### SINGLE GAME HIGHS

Receptions - Four, at New York Jets (10/18/15)  
 Receiving yards - 41, vs. Chicago (9/14/14)

# DEREK CARRIER GAME-BY-GAME STATISTICS

## 2017 LOS ANGELES RAMS

Game	W/L	P/S	Receiving					Rushing				
			No	Yds	Avg	Lg	TD	Att	Yds	Avg	Lg	TD
IND 9/10	W	1/0	1	12	12.0	12	0	0	0	0.0	0	0
WAS 9/17	L	1/0	1	9	9.0	9	0	0	0	0.0	0	0
@SF 9/21	W	1/1	1	17	17.0	17	0	0	0	0.0	0	0
@DAL 10/1	W	1/1	0	0	0.0	0	0	0	0	0.0	0	0
SEA 10/8	L	1/0	0	0	0.0	0	0	0	0	0.0	0	0
@JAC 10/15	W	1/1	0	0	0.0	0	0	0	0	0.0	0	0
ARI 10/22	W	1/0	0	0	0.0	0	0	0	0	0.0	0	0
@NYG 11/5	W	1/0	1	5	5.0	5	0	0	0	0.0	0	0
HOU 11/12	W					Inactive						
@MIN 11/19	L					Inactive						
NO 11/26	W	1/0	0	0	0.0	0	0	0	0	0.0	0	0
@ARI 12/2	W	1/0	1	14	14.0	14	0	0	0	0.0	0	0
PHI 12/10	L	1/0	0	0	0.0	0	0	0	0	0.0	0	0
@SEA 12/17	W	1/0	1	4	4.0	4	0	0	0	0.0	0	0
@TEN 12/24	W	1/0	0	0	0.0	0	0	0	0	0.0	0	0
SF 12/3	L	1/0	2	10	5.0	0	0	0	0	0.0	0	0
<b>TOTALS</b>	<b>11-5</b>	<b>14/3</b>	<b>8</b>	<b>71</b>	<b>8.9</b>	<b>17</b>	<b>0</b>	<b>0</b>	<b>0</b>	<b>0.0</b>	<b>0</b>	<b>0</b>
<b>POSTSEASON</b>												
ATL 1/6/18	L	1/0	0	0	0.0	0	0	0	0	0.0	0	0
	0-1	1/0	0	0	0.0	0	0	0	0	0.0	0	0

## 2016 WASHINGTON REDSKINS

Game	W/L	P/S	Receiving					Rushing				
			No	Yds	Avg	Lg	TD	Att	Yds	Avg	Lg	TD
PIT 9/12	L											
DAL 9/18	L											
@NYG	W											
CLE 10/2	W											
@BAL 10/9	W											
PHI 10/16	W											
@DET 10/23	L											
@CIN 10/30	T											
MIN 11/13	W	1/0	0	0	0.0	0	0	0	0	0.0	0	0
GB 11/20	W	1/0	0	0	0.0	0	0	0	0	0.0	0	0
@DAL 11/24	L	1/0	1	4	4.0	4	0	0	0	0.0	0	0
@ARI 12/4	L	1/0	1	6	6.0	6	0	0	0	0.0	0	0
@PHI 12/11	W	1/0	0	0	0.0	0	0	0	0	0.0	0	0
CAR 12/19	L	1/0	0	0	0.0	0	0	0	0	0.0	0	0
@CHI 12/24	W	1/0	0	0	0.0	0	0	0	0	0.0	0	0
NYG 1/1/17	L	1/0	0	0	0.0	0	0	0	0	0.0	0	0
<b>TOTALS</b>	<b>8-7-1</b>	<b>8/0</b>	<b>2</b>	<b>10</b>	<b>5.0</b>	<b>0</b>	<b>0</b>	<b>0</b>	<b>0</b>	<b>0.0</b>	<b>0</b>	<b>0</b>

## 2015 WASHINGTON REDSKINS

Game	W/L	P/S	Receiving					Rushing				
			No	Yds	Avg	Lg	TD	Att	Yds	Avg	Lg	TD
MIA 9/13	L	1/1	2	8	4.0	9	0	0	0.0	0	0	
STL 9/20	W	1/1	0	0	0.0	0	0	0	0.0	0	0	
@NYG 9/24	L	1/1	0	0	0.0	0	0	0	0.0	0	0	
PHL 10/4	W	1/1	2	18	9.0	15	0	0	0.0	0	0	
@ATL 10/11	L	1/1	2	27	13.5	20	0	0	0.0	0	0	
@NYJ 10/18	L	1/1	4	39	9.8	20	1	0	0.0	0	0	
TB 10/25	W	1/1	2	15	7.5	9	0	0	0.0	0	0	
@NE 11/8	L	1/1	0	0	0.0	0	0	0	0.0	0	0	
NO 11/15	W	1/1	1	14	14.0	14	0	0	0.0	0	0	
@CAR 11/22	L	1/1	2	7	3.5	5	0	0	0.0	0	0	
NYG 11/29	W	1/1	1	6	6.0	6	0	0	0.0	0	0	
DAL 12/7	L	1/1	1	7	7.0	7	0	0	0.0	0	0	
@CHI 12/13	W					Injured/Reserve						
BUF 12/20	W					Injured/Reserve						
@PHL 12/26	W					Injured/Reserve						
@DAL 1/3/17	W					Injured/Reserve						
<b>TOTALS</b>	<b>9-7</b>	<b>12/12</b>	<b>17</b>	<b>141</b>	<b>8.3</b>	<b>20</b>	<b>1</b>	<b>0</b>	<b>0</b>	<b>0.0</b>	<b>0</b>	<b>0</b>

## 2014 SAN FRANCISCO 49ERS

Game	W/L	P/S	Receiving					Rushing				
			No	Yds	Avg	Lg	TD	Att	Yds	Avg	Lg	TD
@DAL 9/7	W	1/0	0	0	0.0	0	0	0	0	0.0	0	0
CHI 9/14	L	1/0	3	41	13.7	22	0	0	0	0.0	0	0
@ARI 9/21	L	1/1	1	23	23.0	23	0	0	0	0.0	0	0
PHL 9/28	W	1/0	1	10	10.0	10	0	0	0	0.0	0	0
KC 10/5	W	1/0	2	16	8.0	10	0	0	0	0.0	0	0
@STL 10/13	W	1/0	0	0	0.0	0	0	0	0	0.0	0	0
@DEN 10/19	L	1/0	1	9	9.0	9	0	0	0	0.0	0	0
STL 11/2	L	1/0	1	6	6.0	6	0	0	0	0.0	0	0
@NO 11/9	W	1/0	0	0	0.0	0	0	0	0	0.0	0	0
@NYG 11/16	W	1/0	0	0	0.0	0	0	0	0	0.0	0	0
WAS 11/23	W	0/0	0	0	0.0	0	0	0	0	0.0	0	0
SEA 11/27	L	0/0										
@OAK 12/07	L	0/0										
@SEA 12/14	L	0/0										
SD 12/20	L	0/0										
ARI 12/28	W	0/0										
<b>TOTALS</b>	<b>8-8</b>	<b>2/0</b>	<b>9</b>	<b>105</b>	<b>11.7</b>	<b>23</b>	<b>0</b>	<b>0</b>	<b>0</b>	<b>0.0</b>	<b>0</b>	<b>0</b>







# 10 | PHAROH COOPER

Position:	Wide Receiver
Ht./Wt.:	5-11/207
Birth Date:	3/7/95
College:	South Carolina
Hometown:	Havelock, N.C.
Experience:	2nd year (2nd Rams)
Acquired:	D4B-2016 (117th)

Career GP/GS (Playoffs): 26/4 (1/0)



**TRANSACTIONS:** Selected by Los Angeles in the fourth round (117th overall) of the 2016 NFL Draft (4/30/16).

**2017 SEASON:** Earned first career Pro Bowl, PFWA and AP All Pro honors as a return specialist...appeared in all 16 games with one start...finished the regular season with 399 punt return yards and 932 kickoff return yards for a combined 1,331 kick return yards...the 1,331 kick return yards were the most by any player during the 2017 regular season and the fifth-most in a single season in franchise history...**at San Francisco (9/21):** Saw action at wide receiver and on special teams...recorded a 4-yard reception...returned three kickoffs for 83 yards...**at Dallas (10/1):** Saw action at wide receiver and on special teams...returned four kickoffs for 123 yards (30.8 avg.), including a game-high and career-high 66-yard return...**at Jacksonville (10/16):** Saw action at wide receiver and special teams...returned the opening kickoff 103 yards for a touchdown...tied for the third-longest kickoff return in franchise history and was tied for the second-longest kickoff return in the 2017 regular season...also returned three punts for 17 yards...**at New York Giants (11/5):** Saw action at wide receiver and on special teams...hailed in one pass for nine yards...returned three punts for 55 yards (18.3 avg.)...**vs. New Orleans (11/26):** Saw action at wide receiver and on special teams...reeled in a 9-yard reception...returned four kickoffs for 110 yards (27.5 avg.)...returned three punts for 59 yards...**at Arizona (12/3):** Saw action at wide receiver and on special teams...recorded one reception...returned four punts for 60 yards...returned two kickoffs for 34 yards...**at Seattle (12/17):** Saw action at wide receiver and on special teams...returned seven punts for 128 yards (18.3 avg.), including a career-long 53 yarder...returned two kickoffs for 52 yards (26.0 avg.)...**Wild Card vs. Atlanta (1/6/18):** Saw action at wide receiver and on special teams...returned six kickoffs for 120 yards...returned four punts for seven yards.



**2016 SEASON:** Played in 10 games, started three...hailed in 14 passes for 106 yards...also returned five punts and amassed 323 kickoff return yards...**vs. Buffalo (10/9):** Made his NFL debut...played on offense and special teams...returned one kickoff for 23 yards...**at New England (12/4):** Started his first career game at wide receiver...caught one pass for eight yards...also added eight yards on four punt returns...**vs. Atlanta (12/11):** Caught three passes for 22 yards, with a then-career-long 19-yard reception coming in the fourth quarter...**at Seattle (12/15):** Started his second career game at wide receiver...tied his then career-high for the second straight week with three receptions for 21 yards...returned five kickoffs for 98 yards, both then-career-highs...**vs. San Francisco (12/24):** Returned four kickoffs for a career-high 129 yards, including a career-long of 51 yards...**vs. Arizona (1/1):** Started at wide receiver...set career-highs with four receptions for 36 yards. his four catches were tied for the team lead.

**COLLEGE:** Played in 36 games with 25 starts...earned 2015 first-team All-SEC Wide Receiver (AP and Coaches), 2015 first-team All-SEC All-Purpose Back (Coaches), 2015 second-team All-SEC All-Purpose Back (AP)...hailed in 66 receptions for 973 yards...ranked second in the SEC with 81.1 receiving yards and fifth with 5.5 catches per game...caught 35 percent of the team's passes for 39 percent of the yards thrown...led the team with eight receiving touchdowns and with nine touchdowns overall...had five 100-yard receiving games in 2015...in 2014, earned first-team All-SEC Wide Receiver (AP and Coaches), 2014 Second-team All-SEC All-Purpose Back (AP and Coaches)...ranked third in the SEC in receptions (69), second in receiving yards (1,136) and receiving yards per game (87.4), fourth in receptions per game (5.3) and ninth in all-purpose yards/game (108.5)... named to the SEC Fall Academic Honor Roll...as a true freshman in 2013, earned a spot on the Freshman All-SEC squad as both an all-purpose back and return specialist...finished third on the squad with 655 all-purpose yards...also completed 2-of-3 passes for 29 yards and a touchdown...moved from cornerback to wide receiver a week into fall camp.

**PERSONAL:** Attended Havelock (N.C.) High School...went to back-to-back 3A state titles...Rams went 15-1 during his senior season and a perfect 16-0 during his junior campaign...played at quarterback, running back, receiver and was the primary return man on punts and kickoffs in the Shrine game...finished with 253 total yards including a 45-yard touchdown run, earned offensive MVP honors for the North Carolina squad...as a junior, rushed for 300 yards and caught 65 passes for 1,285 yards and 14 scores...registered 58 tackles with six interceptions...has a degree in sport and entertainment management.

# PHAROH COOPER NFL STATISTICS

## REGULAR SEASON

Year	Team	G/S	Receiving					Rushing				
			No	Yds	Avg	Lg	TD	Att	Yds	Avg	Lg	TD
2016	RAMS	10/3	14	106	7.6	23	0	0	0	0.0	0	0
2017	RAMS	16/1	11	84	7.6	26	0	1	6	6.0	6	0
<b>TOTALS</b>		<b>26/4</b>	<b>25</b>	<b>190</b>	<b>7.6</b>	<b>26</b>	<b>0</b>	<b>1</b>	<b>6</b>	<b>6.0</b>	<b>6</b>	<b>0</b>

Year	Team	Punt Returns					Kickoff Returns				
		No	Yds	Avg	Lg	TD	Att	Yds	Avg	Lg	TD
2016	RAMS	5	5	1.0	6	0	14	323	23.1	51	0
2017	RAMS	32	399	12.5	53	0	34	932	27.4	103t	1
<b>TOTALS</b>		<b>37</b>	<b>404</b>	<b>10.9</b>	<b>53</b>	<b>0</b>	<b>48</b>	<b>1,255</b>	<b>26.1</b>	<b>103t</b>	<b>1</b>

## POSTSEASON

Year	Team	G/S	Receiving					Rushing				
			No	Yds	Avg	Lg	TD	Att	Yds	Avg	Lg	TD
2017	RAMS	1/0	0	0	0.0	0	0	0	0	0.0	0	0

Year	Team	Punt Returns					Kickoff Returns				
		No	Yds	Avg	Lg	TD	Att	Yds	Avg	Lg	TD
2017	RAMS	6	120	20.0	26	0	4	7	1.8	9	0

### SINGLE GAME HIGHS

Kickoff Return Yards – 124, at Jacksonville (10/15/17)  
 Kickoff Return Long – 103t, at Jacksonville (10/15/17)  
 Punt Return Yards – 128, at Seattle (12/17/17)  
 Punt Return Long – 53, at Seattle (12/17/17)

# PHAROH COOPER GAME-BY-GAME STATISTICS

## 2017 LOS ANGELES RAMS

Game	W/L	G/S	Receiving					Rushing					Returns										
			No	Yds	Avg	Lg	TD	Att	Yds	Avg	Lg	TD	PR	FC	YDS	LG	TD	KR	YDS	AVG	LG	TD	
IND 9/10	W	1/0	0	0	0.0	0	0	0	0.0	0	0	0	0	0	0	0	0	0	1	35	35.0	35	0
WAS 9/17	L	1/0	0	0	0.0	0	0	0	0.0	0	0	0	0	0	0	0	0	3	59	19.7	34	0	
@SF 9/21	W	1/0	1	4	4.0	4	0	0	0.0	0	0	0	0	0	0	0	3	83	27.7	28	0		
@DAL 10/1	W	1/0	0	0	0.0	0	0	0	0.0	0	0	0	0	0	0	0	4	123	30.8	66	0		
SEA 10/8	L	1/0	2	22	11.0	19	0	0	0.0	0	0	0	0	0	0	2	52	26.0	31	0			
@JAC 10/15	W	1/0	0	0	0.0	0	0	0	0.0	0	3	1	17	12	0	2	124	62.0	103t	1			
ARI 10/22	W	1/0	0	0	0.0	0	0	0	0.0	0	0	3	0	30	20	0	1	18	18.0	18	0		
@NYG 11/5	W	1/0	1	9	9.0	9	0	0	0.0	0	3	0	55	30	0	0	0	0	0.0	0	0		
HOU 11/12	W	1/0	2	12	6.0	6	0	0	0.0	0	3	1	32	27	0	2	49	24.5	27	0			
@MIN 11/19	L	1/0	0	0	0.0	0	0	0	0.0	0	2	1	12	13	0	2	60	30.0	34	0			
NO 11/26	W	1/0	1	9	9.0	9	0	0	0.0	0	3	2	59	40	0	4	110	27.5	40	0			
@ARI 12/2	W	1/0	1	-3	-3.0	-3	0	0	0.0	0	4	0	60	30	0	2	34	17.0	21	0			
PHI 12/10	L	1/0	1	1	1.0	1	0	0	0.0	0	1	1	-3	-3	0	2	46	23.0	25	0			
@SEA 12/17	W	1/0	0	0	0.0	0	0	0	0.0	0	7	1	128	53	0	2	52	26.0	30	0			
@TEN 12/24	W	1/0	0	0	0.0	0	0	0	0.0	0	1	1	3	3	0	4	87	21.8	28	0			
SF 12/3	L	1/1	2	30	15.0	26	0	0	0.0	0	2	0	6	6	0	0	0	0.0	0	0			
<b>TOTALS</b>	<b>11-5</b>	<b>16/1</b>	<b>11</b>	<b>84</b>	<b>7.6</b>	<b>26</b>	<b>0</b>	<b>0</b>	<b>0.0</b>	<b>0</b>	<b>0</b>	<b>32</b>	<b>8</b>	<b>399</b>	<b>53</b>	<b>0</b>	<b>34</b>	<b>932</b>	<b>27.4</b>	<b>103t</b>	<b>1</b>		

### POSTSEASON

ATL 1/6/18	L	1/0	0	0	0.0	0	0	0	0.0	0	0	4	0	7	9	0	6	120	20.0	26	0
<b>TOTALS</b>	<b>0-1</b>	<b>1/0</b>	<b>0</b>	<b>0</b>	<b>0.0</b>	<b>0</b>	<b>0</b>	<b>0</b>	<b>0.0</b>	<b>0</b>	<b>0</b>	<b>4</b>	<b>0</b>	<b>7</b>	<b>9</b>	<b>0</b>	<b>6</b>	<b>120</b>	<b>20.0</b>	<b>26</b>	<b>0</b>

## 2016 LOS ANGELES RAMS

Game	W/L	G/S	Receiving					Rushing					Returns										
			No	Yds	Avg	Lg	TD	Att	Yds	Avg	Lg	TD	PR	FC	YDS	LG	TD	KR	YDS	AVG	LG	TD	
@SF 9/12	L																						
SEA 9/18	W																						
@TB 9/25	W																						
@ARI 10/2	W																						
BUF 10/9	L	1/0	0	0	0.0	0	0	0	0.0	0	0	0	0	0	0	0	1	23	23.0	23	0		
@DET 10/16	L																						
NYG 10/23	L																						
CAR 11/6	L	1/0	1	3	3.0	3	0	0	0.0	0	0	0	0	0	0	0	0	0	0.0	0	0	0	
@NYJ 11/13	W	1/0	1	6	6.0	6	0	0	0.0	0	0	2	0	0	0	0	0	0	0.0	0	0	0	
MIA 11/20	L	1/0	1	10	10.0	10	0	0	0.0	0	0	1	0	-3	-3	0	0	0	0.0	0	0	0	
@NO 11/27	L	1/0	0	0	0.0	0	0	0	0.0	0	0	0	0	0	0	0	0	0	0.0	0	0	0	
@NE 12/4	L	1/1	1	8	8.0	8	0	0	0.0	0	4	1	8	6	0	0	0	0	0.0	0	0	0	
ATL 12/11	L	1/0	3	22	7.3	19	0	1	6.0	6	0	0	0	0	0	0	0	0	0.0	0	0	0	
@SEA 12/15	L	1/1	3	21	7.0	13	0	0	0.0	0	0	0	0	0	0	5	98	19.6	24	0			
SF 12/24	L	1/0	0	0	0.0	0	0	0	0.0	0	0	0	0	0	0	4	129	32.3	51	0			
ARI 1/1/17	L	1/1	4	36	9.0	23	0	0	0.0	0	0	0	0	0	0	4	73	18.3	29	0			
<b>TOTALS</b>	<b>4-12</b>	<b>10/3</b>	<b>14</b>	<b>106</b>	<b>7.6</b>	<b>23</b>	<b>0</b>	<b>1</b>	<b>6.0</b>	<b>6</b>	<b>0</b>	<b>5</b>	<b>3</b>	<b>5</b>	<b>5</b>	<b>0</b>	<b>14</b>	<b>323</b>	<b>23.1</b>	<b>51</b>	<b>0</b>		



# 24 | BLAKE COUNTESS

**Position:** Defensive Back  
**Ht./Wt.:** 5-10/185  
**Birth Date:** 8/8/93  
**College:** Auburn  
**Hometown:** Owings Mills, Md.  
**Experience:** 2nd year (2nd Rams)  
**Acquired:** FA-'16

**Career GP/GS (Playoffs):** 21/3 (1/0)



**TRANSACTIONS:** Elevated to the active roster from the practice squad (11/18/16)...added to the Rams' practice squad (9/5/16)...released by the Eagles (9/3/16)...originally entered the NFL as Philadelphia's sixth-round draft pick (196th overall) in the 2016 NFL Draft.

**2017 SEASON:** Appeared in all 16 games and made one start...finished the regular season with 15 tackles and one interception...tied for a team-high eight special teams tackles... **vs. Indianapolis (9/10):** Saw action on defense and special teams...registered two solo tackles, including one tackle for loss...**vs. Arizona (10/22):** Saw action on special teams and on defense...collected two tackles (one solo)...registered one special teams tackle...**at New York Giants (11/5):** Saw action on defense and on special teams...tallied three tackles (one solo)...**vs. Houston (11/12):** Saw action on defense and special teams...notched his first career interception and returned it 19 yards... **vs. Philadelphia (12/10):** Saw action on defense and on special teams...recorded one special teams tackle...returned a blocked punt for a touchdown...**Wild Card vs. Atlanta (1/6/18):** Saw action on defense and on special teams...registered one tackle...added one tackle on special teams.

**2016 SEASON:** Played in five games, started two after spending the first nine weeks on the club's practice squad...totaled 20 tackles (12 solo) and 1.0 sack...**vs. San Francisco (12/24):** Made his first career start at cornerback...finished second on the team with a career-high 11 tackles (eight solo)...also recorded his first career sack...**vs. Arizona (1/1):** Started at cornerback...compiled nine tackles (four solo), with one quarterback hit...added one special teams tackle.

**COLLEGE:** Ended his collegiate career at Auburn as a graduate transfer...set a career-high with 71 tackles in 2015...started 30 games in three seasons at Michigan...a member of the Jim Thorpe and Bronko Nagurski Award watch lists...a member of the All-Big Ten team as a sophomore and junior.

**PERSONAL:** Played on offense, defense and special teams at Our Lady of Good Counsel in Baltimore, Md...played in the U.S. Army All-American Game as a senior...earned his bachelor's degree in sport management from Michigan...working towards his master's degree in adult education from Auburn.

## BLAKE COUNTESS NFL STATISTICS

REGULAR SEASON																	
Year	Team	G/S	Tackles				Asst	Sk	Yds	Interceptions				Fumbles			Yds
			Total	Solo	Yds	Int				Yds	Lg	TD	PD	FF	FR		
2016	RAMS	5/2	20	12	8	1.0	0.0	0	0	0	0	0	0	0	0	0	
2017	RAMS	16/1	15	10	5	0.0	0.0	1	14	14	0	0	0	0	0		
<b>TOTALS</b>		<b>21/3</b>	<b>35</b>	<b>22</b>	<b>13</b>	<b>1.0</b>	<b>0.0</b>	<b>1</b>	<b>14</b>	<b>14</b>	<b>0</b>	<b>0</b>	<b>0</b>	<b>0</b>	<b>0</b>		

POST SEASON																	
Year	Team	G/S	Tackles				Asst	Sk	Yds	Interceptions				Fumbles			Yds
			Total	Solo	Yds	Int				Yds	Lg	TD	PD	FF	FR		
2017	RAMS	1/0	1	0	1	0.0	0.0	0	0	0	0	0	0	0	0		

**ADDITIONAL CAREER STATISTICS:** Special Teams Tackles: RAMS 2017 (8), Postseason (1). Returned blocked punt for a touchdown vs. PHI (12/10/17).





# 38 | CODY DAVIS

Position:	Safety
Ht./Wt.:	6-1/203
Birth Date:	6/6/89
College:	Texas Tech
Hometown:	Stephenville, Texas
Experience:	5th year (5th Rams)
Acquired:	FA-2013

Career GP/GS (Playoffs): 65/5 (1/0)



**TRANSACTIONS:** Activated from injured reserve/designated to return (12/29/17), after being placed on injured reserve (11/3/17)...re-signed with the Rams (3/9/16)...signed to the Rams' active roster (9/27/13)...spent the first four weeks of the season on the Rams' practice squad...signed with the Rams as an undrafted rookie free agent (4/29/13).

**PRO:** Fifth-year pro has played in 65 games with five starts as a Ram...recorded 48 tackles (22 solo)...registered two career interceptions, seven passes defensed and one fumble recovery...garnered 16 special teams tackles in his first two seasons.

**2017 SEASON:** Appeared in seven games and made three starts...spent 10 weeks on injured reserve...finished the season with 25 tackles (11 solo), one interception and three passes defensed...**vs. Washington (9/17):** Saw action on defense and special teams...recorded three tackles (two solo) and made one special teams tackle...**at Dallas (10/1):** Made fourth career start at free safety...collected three tackles (one solo)...**vs. Seattle (10/8):** Played on defense and special teams...recorded a career-high seven tackles (three solo)...added two passes defensed and one interception...**at Jacksonville (10/16):** Started at free safety...made three tackles (one solo) and had one quarterback hit...placed on injured reserve (11/3/17)...activated from injured reserve/designated to return (12/29/17)...**vs. San Francisco (1/6/18):** Started at safety and recorded three tackles (two solo) and one pass defensed...**Wild Card vs. Atlanta (1/6/18):** Saw action on defense and on special teams...registered two special teams tackles.

**2016 SEASON:** Played in 15 games and started four...compiled a career-high 20 tackles (nine solo)...added his first career interception...also had eight special teams tackles...**at Tampa Bay (9/25):** Started at defensive back for his first career NFL start...registered one tackle while also playing on special teams, recording one special teams tackle...**at Arizona (10/2):** Played on defense and special teams...registered two tackles and one pass defensed in addition to one special teams tackle...**vs. Carolina (11/6):** Recorded one tackle...returned a kickoff 15 yards on a reverse from RB Benny Cunningham in the first quarter...**at Seattle (12/15):** Started at free safety...recorded a season-high six tackles (one solo), added one pass defensed...**vs. San Francisco (12/24):** Started at free safety...recorded two solo tackles...picked off QB Colin Kaepernick for his first career interception, returning it 29 yards...added two passes defensed.

**2015 SEASON:** Played in 16 games...registered 10 special teams tackles...**at Baltimore (11/22):** Saw action on special teams...notched two tackles...**vs. Chicago (11/15):** Saw action on special teams...tallied three tackles...**at Green Bay (10/11):** Saw action on special teams...made one tackle...caught a 20-yard pass from P Johnny Hekker on a fake punt conversion, his first reception of his NFL career.

**2014 SEASON:** Saw action in 15 games on defense and special teams, registered three tackles (two solo) and 10 special teams tackles...**vs. Minnesota (9/7):** Saw action on defense and special teams...recorded one tackle (one solo)...**vs. Dallas (9/21):** Saw action on defense and special teams...recorded one tackle...recovered a RB DeMarco Murray fumble in the first quarter that led to a Rams scoring drive...**vs. Oakland (11/30):** Saw action on special teams...tallied three tackles.

**at Seattle (12/28):** Saw action on special teams...notched two tackles

**2013 SEASON:** Signed to the Rams' active roster (9/27)...finished the season with six special teams tackles...**at Indianapolis (11/10):** Saw action on special teams...tallied two tackles...**at San Francisco (12/1):** Saw action on special teams...made one tackle...**at Arizona (12/8):** Saw action on special teams...registered two special teams tackles.

**COLLEGE:** Capital One Academic All-America (first team)...Phil Steele All-Big 12 (second team)... All-Big 12 (second team)... All-Big 12 Defensive Player of the Year (honorable mention)...All-Big 12 Scholar-Athlete of the Year (honorable mention)... Academic All-Big 12 (first team)...ranked second in Big 12 in solo tackles (84) as a senior and eighth in the conference in total tackles (101)...ranks eighth in school history in career tackles (362)...led the team with 101 tackles (84 solo) as a senior...started 49 games, including 22 consecutive starts at safety...Academic All-Big 12 (first team) as a junior... All-Big 12 (honorable mention) as a sophomore...Phil Steele Freshman All-America (first team).

**PERSONAL:** Attended Stephenville High School in Stephenville, Texas...an extremely productive high school player, he helped lead Stephenville to a combined 33-5 record during his three years as a starter in the defensive backfield...majored in management information systems...participated in numerous community events, including Holiday Mail for Heroes, Love Light, Komen Race for the Cure, Play 60 Field Day, and Defensive Line Paintball Tournament to benefit St. Patrick Center...he is married to Ashley and they have one son, Kane.





# 33 | JUSTIN DAVIS

**Position:** Running Back  
**Ht./Wt.:** 6-1/198  
**Birth Date:** 11/11/95  
**College:** USC  
**Hometown:** Stockton, Calif.  
**Experience:** Rookie  
**Acquired:** UDFA-2017

**Career GP/GS (Playoffs):** 4/0 (0/0)



**TRANSACTIONS:** Signed by the Rams as an undrafted rookie free agent (5/12/17).

**2017 SEASON:** Appeared in four games...**vs. Indianapolis (9/10):** Saw action on offense and special teams...rushed one time for one yard...**vs. New Orleans (11/26):** Saw action on special teams and at running back....**vs. San Francisco (12/31):** Saw action on special teams...**Wild Card vs. Atlanta (1/6/18):** Declared inactive.

**COLLEGE:** Earned 15 career starts in 43 career games played...amassed 2,465 yards on 461 carries (5.3 avg.) with 19 touchdowns, plus 46 receptions for 400 yards (8.7 avg) with 2 touchdowns and 7 kickoff returns for 211 yards (19.2 avg.) in his career... his 2,465 career rushing yards is 12th on USC's all-time list...recorded five 100-yard rushing games in his collegiate career...as a senior in 2016, started the first six games at tailback but an injury in the sixth game (Colorado) sidelined him for the next three games...appeared in 10 games as a senior, recording 607 yards on 110 carries (5.5 avg.) with 2 touchdowns and 14 receptions for 112 yards (8.0 avg.)...won USC's 2016 Trojan Commitment Award and Lifter of the Year Award...was invited to the 2017 East-West Shrine Game...In 2015, started the last eight games at tailback as a junior...appeared in 13 games...ran for 902 yards on 169 carries (5.3 avg.) with 7 touchdowns, caught 18 passes for 189 yards (10.5 avg.) and had 11 kickoff returns for 211 yards (19.2 avg.)...earned 2015 All-Pac-12 honorable mention and Phil Steele All-Pac-12 third team...toted the rock 129 time for 595 yards (4.6 avg.) as a sophomore in 2014...added four rushing touchdowns, plus 13 receptions for 92 yards (7.1 avg.) with two touchdowns through the air...saw action in all 13 games...enrolled at USC as a freshman in the spring of 2013 after graduating a semester early from high school...made an immediate impression as a backup tailback as a first-year freshman in 2013 before suffering a season-ending injury...appeared in the first seven games, rushing for 361 yards on 53 carries (6.8 avg.) with six touchdowns.

**PERSONAL:** Was a social sciences (economics) major at USC...born in Stockton, Calif...also ran track at Lincoln HS, with bests of 11.09 in the 100 meters, 22.76 in the 200 meters and 19-10 long jump.

## JUSTIN DAVIS NFL STATISTICS

Year	Team	G/S	REGULAR SEASON											
			Receiving						Rushing					
			No	Yds	Avg	Lg	TD	Att	Yds	Avg	Lg	TD		
2017	RAMS	4/0	0	0	0.0	0	0	0	0	1	1	1.0	1	0
<b>TOTALS</b>		<b>4/0</b>	<b>0</b>	<b>0</b>	<b>0.0</b>	<b>0</b>	<b>0</b>	<b>0</b>	<b>0</b>	<b>1</b>	<b>1</b>	<b>1.0</b>	<b>1</b>	<b>0</b>

## JUSTIN DAVIS GAME-BY-GAME STATISTICS

2017 LOS ANGELES RAMS													
Game	W/L	P/S	Receiving				Lg	TD	Rushing				
			No	Yds	Avg	Att			Yds	Avg	Lg	TD	
IND 9/10	W	1/0	0	0	0.0	0	0	1	1	1.0	1	0	
WAS 9/17	L					Inactive							
@SF 9/21	W	1/0	0	0	0.0	0	0	0	0	0.0	0	0	
@DAL 10/1	W					Inactive							
SEA 10/8	L					Inactive							
@JAC 10/15	W					Inactive							
ARI 10/22	W					Inactive							
@NYG 11/5	W					Inactive							
HOU 11/12	W					Inactive							
@MIN 11/19	L					Inactive							
NO 11/26	W	1/0	0	0	0.0	0	0	0	0	0.0	0	0	
@ARI 12/2	W					Inactive							
PHI 12/10	L					Inactive							
@SEA 12/17	W					Inactive							
@TEN 12/24	W					Inactive							
SF 12/31	L	1/0	0	0	0.0	0	0	0	0	0.0	0	0	
<b>TOTALS</b>		<b>11-5</b>	<b>4/0</b>	<b>0</b>	<b>0</b>	<b>0.0</b>	<b>0</b>	<b>0</b>	<b>1</b>	<b>1</b>	<b>1.0</b>	<b>1</b>	<b>0</b>
<b>POSTSEASON</b>													
ATL (1/6/18)						Inactive							





# 99 | AARON DONALD

Position:	Defensive Tackle
Ht./Wt.:	6-1/280
Birth Date:	5/23/91
College:	Pittsburgh
Hometown:	Pittsburgh, Pa.
Experience:	4th year (4th Rams)
Acquired:	D1B-2014 (13th)

Career GP/GS (Playoffs): 62/58 (1/1)



**TRANSACTIONS:** Selected by the Rams in the first round (13th overall) of the 2014 NFL Draft (5/8/14).

**PRO:** Earned All-Pro and PFWA All-NFL Team honors in 2015, '16 and '17...named Defensive Player of the Year (2017)... started 58-of-62 career games on the defensive line...collected 271 career tackles (183 solo), including 39 sacks and 10 forced fumbles...recipient of the club's Daniel F. Reeves Memorial Award as the Rams' Most Valuable Player in



Above: Defensive Rookie of the Year (2014)



Right: Defensive Player of the Year (2017)

2016...named to four consecutive Pro Bowls in his first three seasons (2015-17)...became the third Rams defensive tackle to be selected to three or more consecutive Pro Bowls...in 2017, led the Rams with 11.0 sacks, 27 quarterback hits and five forced fumbles...in 2016, led the Rams with 8.0 sacks and finished second among Rams defensive linemen with 62 tackles...in 2015, notched 11.0 sacks which led the NFL at the defensive tackle position... also had a team-high 49 quarterback pressures and 29 hits on the quarterback...in 2014, posted 9.0 sacks, which led all rookies and are the most ever by a Rams' rookie...was first Rams' rookie selected to the Pro Bowl since RB Jerome Bettis in 1993...also named PFWA Defensive Rookie of the Year.

**2017 SEASON:** Earned fourth-consecutive Pro Bowl berth...started in all 15 games he played in, including the postseason...finished the regular season with team-highs in sacks (11.0), quarterback hits (27) and forced fumbles (five)...recorded 52 tackles (31 solo)...led the NFL in sacks (11.0) among interior linemen...his five forced fumbles is a career-high and his 11.0 sacks tied his career-high for a single season, despite only playing in 14 games...



Donald earned NFL All-Pro Honors in '15, '16, & '17

...at **San Francisco (9/21):** Recorded three tackles (two solo), including one for loss, two quarterback hits and a game-clinching sack...**vs. Seattle (10/8):** Registered six tackles (three solo), including two for a loss...also recorded three quarterback hits...**vs. Arizona (10/22):** Recorded three tackles (two solo), including two for a loss...picked up a sack and two quarterback hits...**at New York Giants (11/5):** Collected five tackles (three solo)...notched one sack, forced a fumble and recovered a fumble...added one quarterback hit and one pass defended...**vs. Houston (11/12):** Registered four tackles (two solo), including one for loss...added one strip sack, making him the first Ram to force a fumble during the first drive of the game in back-to-back games...also had one quarterback hit and one pass defended...**vs. New Orleans (11/26):** Notched five tackles (three solo), including two for loss...added one sack and one quarterback hit...**at Arizona (12/3):** Registered 2.0 sacks, marked his sixth multi-sack game of his career...also recorded four tackles (three solo), including two for loss...added two quarterback hits...**at Seattle (12/17):** Tallied five tackles (four solo), including two for loss...recorded a team-high three sacks, tying his career high in a single game...added four quarterback hits and one forced fumble...**at Tennessee (12/24):** Registered two tackles and forced a fumble...**Wild Card vs. Atlanta (1/6/18):** Made first career postseason start at defensive tackle...recorded five tackles (four solo), including one for a loss...registered one quarterback hit and split a sack.

**2016 SEASON:** Named to his third-consecutive Pro Bowl after starting all 16 games...was the recipient of the club's Daniel F. Reeves Memorial Award as the Rams' Most Valuable Player...one of two defensive captains, as voted on by his teammates... finished the season with 62 tackles and 8.0 sacks...had career-highs in passes defended (six) and forced fumbles (two)...**vs. Seattle (9/18):** Recorded five total tackles (four solo)...compiled three quarterback pressures and four quarterback hits...**at Arizona (10/2):** Registered five tackles (three solo)...registered his first sack of the season and added a forced fumble on the play...also split a sack with DE Eugene Sims...named NFC Defensive Player of the Week...**at Detroit (10/16):** Registered two tackles (three solo)...notched one sack for five yards, moved into the top-15 in Rams history with his 23rd career sack...added

bles (five)...recorded 52 tackles (31 solo)...led the NFL in sacks (11.0) among interior linemen...his five forced fumbles is a career-high and his 11.0 sacks tied his career-high for a single season, despite only playing in 14 games...at **San Francisco (9/21):** Recorded three tackles (two solo), including one for loss, two quarterback hits and a game-clinching sack...**vs. Seattle (10/8):** Registered six tackles (three solo), including two for a loss...also recorded three quarterback hits...**vs. Arizona (10/22):** Recorded three tackles (two solo), including two for a loss...picked up a sack and two quarterback hits...**at New York Giants (11/5):** Collected five tackles (three solo)...notched one sack, forced a fumble and recovered a fumble...added one quarterback hit and one pass defended...**vs. Houston (11/12):** Registered four tackles (two solo), including one for loss...added one strip sack, making him the first Ram to force a fumble during the first drive of the game in back-to-back games...also had one quarterback hit and one pass defended...**vs. New Orleans (11/26):** Notched five tackles (three solo), including two for loss...added one sack and one quarterback hit...**at Arizona (12/3):** Registered 2.0 sacks, marked his sixth multi-sack game of his career...also recorded four tackles (three solo), including two for loss...added two quarterback hits...**at Seattle (12/17):** Tallied five tackles (four solo), including two for loss...recorded a team-high three sacks, tying his career high in a single game...added four quarterback hits and one forced fumble...**at Tennessee (12/24):** Registered two tackles and forced a fumble...**Wild Card vs. Atlanta (1/6/18):** Made first career postseason start at defensive tackle...recorded five tackles (four solo), including one for a loss...registered one quarterback hit and split a sack.

**2016 SEASON:** Named to his third-consecutive Pro Bowl after starting all 16 games...was the recipient of the club's Daniel F. Reeves Memorial Award as the Rams' Most Valuable Player...one of two defensive captains, as voted on by his teammates... finished the season with 62 tackles and 8.0 sacks...had career-highs in passes defended (six) and forced fumbles (two)...**vs. Seattle (9/18):** Recorded five total tackles (four solo)...compiled three quarterback pressures and four quarterback hits...**at Arizona (10/2):** Registered five tackles (three solo)...registered his first sack of the season and added a forced fumble on the play...also split a sack with DE Eugene Sims...named NFC Defensive Player of the Week...**at Detroit (10/16):** Registered two tackles (three solo)...notched one sack for five yards, moved into the top-15 in Rams history with his 23rd career sack...added

four quarterback pressures and two quarterback hits on the day...**vs. Carolina (11/6)**: Registered two total tackles...added a season-high two sacks for a loss of 19 yards...pressured Panthers QB Cam Newton six times...led all defensive tackles in sacks through nine weeks...**at New Orleans (11/27)**: Notched three solo tackles (three solo)...added one sack for a loss of eight yards, while forcing a QB Drew Brees fumble...also recorded three quarterback pressures and one quarterback hit...**vs. Atlanta (12/11)**: Registered three tackles (two solo)...sacked QB Matt Ryan for a loss of six yards...added one quarterback hit and one quarterback pressure...**vs. San Francisco (12/24)**: Notched a season-high seven tackles (six solo)...sacked QB Colin Kaepernick for a loss of three yards...added a season-high six quarterback pressures and three quarterback hits.

Donald earned NFC Defensive  
Player of the Week honors  
at Arizona (10/2/16)



**2015 SEASON**: Started 16 games at defensive tackle...earned second consecutive Pro Bowl berth...notched 11.0 sacks to set a new single season-high and earn the team lead in the category...the mark also led the NFL at the defensive tackle position...also had a team-high 49 quarterback pressures and 29 hits on the quarterback...recorded a personal-best 85 tackles on the season (60 solo)...voted Rams' MVP by teammates...**at Seattle (12/27)**: Recorded seven tackles (four solo)...also registered nine quarterback pressures and three hits on the quarterback...**vs. Tampa Bay (12/17)**: Started at defensive tackle...recorded six tackles (four solo)...also had two quarterback pressures and three hits...**vs. Detroit (12/13)**: Notched a career-high 3.0 sacks on QB Matt Stafford...marked his third career multi-sack game, and first 3.0 sack game...also registered two solo tackles and three quarterback hits...**vs. Arizona (12/6)**: Sacked Arizona QB Carson Palmer...also had seven tackles (six solo), two quarterback pressures and five quarterback hits...**at Baltimore (11/22)**: Sacked Ravens QB Joe Flacco for a seven yard loss...registered 10 tackles (eight solo), five quarterback pressures and one hit on the quarterback...**vs. Chicago (11/15)**: Split a sack with DE Williams Hayes on Bears QB Jay Cutler for a nine yard loss...added a solo sack on Cutler marked his second career multi-sack game...also notched five tackles (four solo) and one quarterback hit and pressure...**vs. Cleveland (10/25)**: Compiled 1.0 sack, two solo tackles, three quarterback hits and two forced fumbles...**vs. Pittsburgh (9/27)**: Sacked Steelers QB Ben Roethlisberger for an 8-yard loss...registered six tackles (four solo)...**at Washington (9/20)**: Split a sack on QB Kirk Cousins with DE Chris Long...tallied five tackles (four tackles)...**vs. Seattle (9/13)**: Sacked QB Russell Wilson two times to bump his career sack total to 11...marked his first multi-sack game of his career...added 11 tackles to establish a new career-high...earned NFC Defensive Player of the Week honors.

**2014 SEASON**: Finished the season with 72 tackles (49 solo), 9.0 sacks and 38 quarterback pressures...from weeks 10-15, he had a sack in five straight games...also posted a team-high 17 tackles for loss on the season and coaches credited him with 32 quarterback pressures and 12 quarterback hits...his 9.0 sacks are the most ever by a Rams rookie regardless of position...**vs. Minnesota (9/7)**: Made his NFL debut...recorded six tackles (five solo)...**at Tampa Bay (9/14)**: Saw action on defense and special teams...recorded six tackles (five solo)...recorded his first career sack...**vs. San Francisco (10/13)**: Made his first career start at defensive tackle...tallied seven tackles (five solo)...**vs. Seattle (10/16)**: Started at defensive tackle...notched six solo tackles and 1.0 sack...**at Kansas City (10/26)**: Started at defensive tackle...tallied three solo tackles and one forced fumble...**at San Francisco (11/2)**: Started at defensive tackle...registered one solo tackle and 1.0 sack...**vs. Denver (11/16)**: Started at defensive tackle...registered two solo tackles and 1.0 sack...**at San Diego (11/23)**: Started at defensive tackle...notched seven tackles (four solo) and 1.0 sack...**vs. Oakland (11/30)**: Started at defensive tackle...tallied five tackles (three solo) and 1.0 sack...**at Washington (12/7)**: Started at defensive tackle...notched five tackles (two solo) and 1.0 sack...**vs. Arizona (12/11)**: Recorded his 10th career start at defensive tackle...registered six tackles (two solo) and 1.0 sack...**at Seattle (12/28)**: Started at defensive tackle...posted seven tackles (four solo) and 1.0 sack...led all rookies with 9.0 sacks.

**COLLEGE**: Recipient of the Bronko Nagurski Trophy (nation's most outstanding defensive player), Chuck Bednarik (defensive player of the year), Outland Trophy (nation's best offensive or defensive interior lineman) and Rotary Lombardi Award (nation's most outstanding lineman or linebacker)...also named Athlon Sports National Defensive Player of the Year, CBSSports.com National Defensive Player of the Year and Lindy's Sports National Defensive Player of the Year...named All-American first-team by The NFL Draft Report, American Football Coaches Association, Associated Press, Athlon Sports, ESPN.com, Football Writers Association of America, Lindy's Sports, SI.com, Sporting News, USA Today and Walter Camp Football Foundation...was also the recipient of the Atlantic Coast Conference Defensive Player of the Year Award by the league's coaches, media and Athlon Sports...added All-ACC first-team honors...earned unanimous first-team All-American status, he became the first Pitt defensive player to accomplish that feat since legendary defensive end Hugh Green in 1980...started 30-of-51 games at Pittsburgh - 25 at strong-side defensive tackle and five at strong-side defensive end...recorded 181 tackles (115 solos) with 29.5 sacks for minus 200 yards, 66.0 stops for losses totaling 315 yards, 43 quarterback pressures, 11 pass deflections and six forced fumbles...ranks fourth in NCAA FBS history with his 66.0 tackles-for-loss...his 29.5 sacks and 28 solo sacks both ranked third among active players, as his lost yardage via sacks (200) placed fourth...his 66 tackles-for-loss are the most by a Panther since the NCAA began recognizing that category in 1999...in 2013, earned Player of the Week honors for his performance vs. Virginia from the Bednarik Award and Athlon Sports...received National Player of the Week from the Bednarik Award vs. Georgia Tech and was also named ACC Player of the Week for that effort...closed out the regular schedule with Lott IMPACT Player of the Week and Walter Camp National Defensive Player of the Week recognition for the Syracuse clash...in 2012, earned third-team All-American honors from The NFL Draft Report after he led the team with 5.5 sacks for minus 36 yards, 18.5 stops for losses of 78 yards and eleven quarterback pressures...in 2011, received All-Big East Conference second-team honors from the league's coaches...played in all thirteen games as a reserve defensive tackle in 2010.

**PERSONAL**: Attended Penn Hills (Pa.) High School, playing football for head coach Ron Graham...regarded as one of the most dominating defensive linemen in Western Pennsylvania Interscholastic Athletic League Class AAAA ranks...selected first team All-State Class AAAA by the Pennsylvania Sports Writers Association each of his final two seasons...The Pennsylvania Football News All-Class AAAA, Pittsburgh Post-Gazette WPIAL Class AAAA Player of the Year, Pittsburgh Post-Gazette "Fabulous 22" and Pittsburgh Tribune-Review "Terrific 25" choice compiled 63 tackles, including fifteen for loss and eleven sacks as a senior...also started at offensive guard and was a three-year starter on both sides of the ball...the Indians advanced to the WPIAL Class

AAAA playoffs in each of Donald's three years as a starter...selected to play in the Big 33 Football Classic and was rated one of the country's top 25 defensive tackles by Scout.com...majored in Communications...son of Anita Goggins and Archie Donald...his brother, Archie, played linebacker at Toledo...his sister, Akita, is a dentist and graduated from Carlou College Masters program...resides in Penn Hills, Pennsylvania...participated in numerous community events, including Coach Fisher & Friends Celebrity Softball game, the 6th Annual Playground Build at Marygrove, United Way Kickoff to Charity Luncheon, St. Louis Rams Training Academy Youth Camp and the All-Community Team Ticket Prgram - Donald's Drop Squad.

## AARON DONALD NFL STATISTICS

REGULAR SEASON																
Year	Team	G/S	Tackles					Interceptions				Fumbles			Yds	
			Total	Solo	Asst	Sk	Yds	Int	Yds	Lg	TD	PD	FF	FR		
2014	RAMS	16/12	72	49	23	9.0	60	0	0	0	0	0	0	1	0	0
2015	RAMS	16/16	85	60	25	11.0	59.5	0	0	0	0	0	2	1	0	
2016	RAMS	16/16	62	43	19	8.0	54	0	0	0	0	6	2	0	0	
2017	RAMS	14/14	52	31	21	11.0	95.0	0	0	0	0	2	5	1	0	
<b>TOTALS</b>		<b>62/58</b>	<b>271</b>	<b>183</b>	<b>88</b>	<b>39.0</b>	<b>276.5</b>	<b>0</b>	<b>0</b>	<b>0</b>	<b>0</b>	<b>8</b>	<b>10</b>	<b>2</b>	<b>0</b>	

POSTSEASON																
Year	Team	G/S	Tackles					Interceptions				Fumbles			Yds	
			Total	Solo	Asst	Sk	Yds	Int	Yds	Lg	TD	PD	FF	FR		
2017	RAMS	1/1	5	4	1	0.5	3.5	0	0	0	0	0	0	0	0	0

**SINGLE GAME HIGHS**  
 Total Tackles – 11, vs. Seattle (9/13/15)  
 Solo Tackles – 8, at Baltimore (11/22/15)  
 Sacks –3.0, at Seattle (12/17/17)

## AARON DONALD GAME-BY-GAME STATISTICS

2017 LOS ANGELES RAMS															
Game	W/L	P/S	T	S	A	Sk	Yds	Int	Yds	Lg	TD	PD	FF	FR	Yds
IND 9/10	W						Exempt								
WAS 9/17	L	1/1	2	1	1	0.0	0.0	0	0	0	0	0	0	0	0
@SF 9/21	W	1/1	3	2	1	1.0	8.0	0	0	0	0	0	0	0	0
@DAL 10/1	W	1/1	5	2	3	0.0	0.0	0	0	0	0	0	0	0	0
SEA 10/8	L	1/1	6	3	3	0.0	0.0	0	0	0	0	0	0	0	0
@JAC 10/15	W	1/1	3	2	1	1.0	4.0	0	0	0	0	0	1	0	0
ARI 10/22	W	1/1	3	2	1	1.0	11.0	0	0	0	0	0	1	1	0
@NYG 11/5	W	1/1	5	3	2	1.0	3.0	0	0	0	0	1	1	1	0
HOU 11/12	W	1/1	4	2	2	1.0	14.0	0	0	0	0	1	1	0	0
@MIN 11/19	L	1/1	3	2	1	0.0	0.0	0	0	0	0	0	0	0	0
NO 11/26	W	1/1	5	3	2	1.0	6.0	0	0	0	0	0	0	0	0
@ARI 12/2	W	1/1	4	3	1	2.0	0.0	0	0	0	0	0	0	0	0
PHI 12/10	L	1/1	2	2	0	0.0	0.0	0	0	0	0	0	0	0	0
@SEA 12/17	W	1/1	5	4	1	3.0	37.0	0	0	0	0	1	0	0	0
@TEN 12/24	W	1/1	2	0	2	0.0	0.0	0	0	0	0	0	1	0	0
SF 12/31	L						Inactive								
<b>TOTALS</b>	<b>11-5</b>	<b>14/14</b>	<b>52</b>	<b>31</b>	<b>21</b>	<b>11.0</b>	<b>95.0</b>	<b>0.0</b>	<b>0</b>	<b>0</b>	<b>0</b>	<b>0</b>	<b>5</b>	<b>1</b>	<b>0</b>

2017 POSTSEASON															
Game	W/L	P/S	T	S	A	Sk	Yds	Int	Yds	Lg	TD	PD	FF	FR	Yds
ATL 1/6/18	L	1/1	5	4	1	0.5	3.5	0.0	0	0	0	0	0	0	0
<b>TOTALS</b>	<b>0-1</b>	<b>1/1</b>	<b>5</b>	<b>4</b>	<b>1</b>	<b>0.5</b>	<b>3.5</b>	<b>0.0</b>	<b>0</b>	<b>0</b>	<b>0</b>	<b>0</b>	<b>0</b>	<b>0</b>	<b>0</b>

2016 LOS ANGELES RAMS																
Game	W/L	P/S	T	S	A	Sk	Yds	Int	Yds	Lg	TD	PD	FF	FR	Yds	
@SF 9/12	L	1/1	4	3	1	0.0	0	0	0	0	0	0	0	0	0	
SEA 9/18	W	1/1	5	4	1	0.0	0	0	0	0	0	0	0	0	0	
@TB 9/25	W	1/1	3	1	2	0.0	0	0	0	0	0	0	2	0	0	
@ARI 10/2	W	1/1	5	3	2	1.5	9.5	0	0	0	0	0	1	1	0	
BUF 10/9	L	1/1	2	2	0	0.5	3.5	0	0	0	0	0	0	0	0	
@DET 10/16	L	1/1	4	3	1	1.0	5	0	0	0	0	0	0	0	0	
NYG 10/23	L	1/1	6	4	2	0.0	0	0	0	0	0	0	0	0	0	
CAR 11/6	L	1/1	2	2	0	2.0	19	0	0	0	0	0	0	0	0	
@NYJ 11/13	W	1/1	4	2	2	0.0	0	0	0	0	0	0	0	0	0	
MIA 11/20	L	1/1	5	2	3	0.0	0	0	0	0	0	0	1	0	0	
@NO 11/27	L	1/1	3	3	0	1.0	8	0	0	0	0	0	0	1	0	
@NE 12/4	L	1/1	4	3	1	0.0	0	0	0	0	0	0	0	0	0	
ATL 12/11	L	1/1	3	2	1	1.0	6	0	0	0	0	0	0	0	0	
@SEA 12/15	L	1/1	5	3	2	0.0	0	0	0	0	0	0	1	0	0	
SF 12/24	L	1/1	7	6	1	1.0	3	0	0	0	0	0	0	0	0	
ARI 1/1/17	L	1/1	0	0	0	0.0	0	0	0	0	0	0	0	1	0	
<b>TOTALS</b>	<b>4-12</b>	<b>16/16</b>	<b>62</b>	<b>43</b>	<b>19</b>	<b>8.0</b>	<b>54.0</b>	<b>0</b>	<b>0</b>	<b>0</b>	<b>0</b>	<b>0</b>	<b>6</b>	<b>2</b>	<b>0</b>	

2014 ST. LOUIS RAMS																
Game	W/L	P/S	T	S	A	Sk	Yds	Int	Yds	Lg	TD	PD	FF	FR	Yds	
MIN 9/7	L	1/0	6	5	1	0.0	0	0	0	0	0	0	0	0	0	
@TB 9/14	W	1/0	6	5	1	1.0	4	0	0	0	0	0	0	0	0	
DAL 9/21	L	1/0	4	3	1	0.0	0	0	0	0	0	0	0	0	0	
PHI 10/5	L	1/0	4	2	2	0.0	0	0	0	0	0	0	0	0	0	
SF 10/13	L	1/1	7	5	2	0.0	0	0	0	0	0	0	0	0	0	
SEA 10/19	W	1/1	6	6	0	1.0	5	0	0	0	0	0	0	0	0	
@KC 10/26	L	1/1	3	3	0	0.0	0	0	0	0	0	0	0	1	0	
@SF 11/2	W	1/1	1	1	0	1.0	9	0	0	0	0	0	0	0	0	
@ARI 11/9	L	1/1	3	2	1	0.0	0	0	0	0	0	0	0	0	0	
DEN 11/16	W	1/1	2	2	0	1.0	12	0	0	0	0	0	0	0	0	
@SD 11/23	L	1/1	7	4	3	1.0	5	0	0	0	0	0	0	0	0	
OAK 11/30	W	1/1	5	3	2	1.0	8	0	0	0	0	0	0	0	0	
@WAS 12/7	W	1/1	5	2	3	1.0	8	0	0	0	0	0	0	0	0	
ARI 12/11	L	1/1	6	2	4	1.0	8	0	0	0	0	0	0	0	0	
NYG 12/21	L	1/1	0	0	0	0.0	0	0	0	0	0	0	0	0	0	
@SEA 12/28	L	1/1	7	4	3	1.0	1	0	0	0	0	0	0	0	0	
<b>TOTAL</b>	<b>6-10</b>	<b>16/12</b>	<b>72</b>	<b>49</b>	<b>23</b>	<b>9.0</b>	<b>60</b>	<b>0</b>	<b>0</b>	<b>0</b>	<b>0</b>	<b>0</b>	<b>0</b>	<b>1</b>	<b>0</b>	

2015 ST. LOUIS RAMS																
Game	W/L	P/S	T	S	A	Sk	Yds	Int	Yds	Lg	TD	PD	FF	FR	Yds	
SEA 9/13	W	1/1	11	6	5	2.0	10.0	0	0	0	0	0	0	0	0	
@WASH 9/20	L	1/1	5	4	1	0.5	4.0	0	0	0	0	0	0	0	0	
PIT 9/27	L	1/1	6	4	2	1.0	8.0	0	0	0	0	0	0	0	0	
@ARI 10/4	W	1/1	4	2	2	0.0	0	0	0	0	0	0	0	0	0	
@GB 10/11	L	1/1	3	2	1	0.0	0	0	0	0	0	0	0	0	0	
CLEV 10/25	W	1/1	2	2	0	1.0	0	0	0	0	0	2	0	0	0	
SF 11/1	W	1/1	4	4	0	0.0	0	0	0	0	0	0	0	0	0	
@MINN 11/8	L	1/1	4	3	1	0.0	0	0	0	0	0	0	0	0	0	
CHI 11/15	L	1/1	5	4	1	1.5	9.5	0	0	0	0	0	0	1	0	
@BAL 11/22	L	1/1	10	8	2	1.0	7.0	0	0	0	0	0	0	0	0	
@CIN 11/29	L	1/1	6	3	3	0.0	0	0	0	0	0	0	0	0	0	
ARI 12/6	L	1/1	7	6	1	1.0	4.0	0	0	0	0	0	0	0	0	
DET 12/13	W	1/1	2	2	0	3.0	17.0	0	0	0	0	0	0	0	0	
TB 12/17	W	1/1	6	4	2	0.0	0	0	0	0	0	0	0	0	0	
@SEA 12/27	W	1/1	7	4	3	0.0	0	0	0	0	0	0	0	0	0	
@SF 1/3/16	L	1/1	3	2	1	0.0	0	0	0	0	0	0	0	0	0	
<b>TOTAL</b>	<b>7-9</b>	<b>16/16</b>	<b>85</b>	<b>60</b>	<b>25</b>	<b>11.0</b>	<b>59.5</b>	<b>0</b>	<b>0</b>	<b>0</b>	<b>0</b>	<b>2</b>	<b>1</b>	<b>0</b>	<b>0</b>	



# 25 | LANCE DUNBAR

Position:	Running Back
Ht./Wt.	5-8/187
Birth Date:	1/25/90
College:	North Texas
Hometown:	New Orleans, La.
Experience:	6th year (1st Rams)
Acquired:	FA-2017

Career GP/GS (Playoffs): 58/0 (2/0)



**TRANSACTIONS:** Placed on active roster (11/11/17)...placed on physically unable to perform list (7/28/17)...signed by the Rams as a free agent (3/16/17)...re-signed with Dallas (3/18/16)...re-signed with the Cowboys (4/21/15)...added to Dallas' active roster from the practice squad (10/8/12)...added to the Cowboys' practice squad (9/1/12)...released by Dallas (8/31/12)...originally entered the NFL as an undrafted free agent signed by the Dallas Cowboys (4/30/12).

**PRO:** Sixth-year running back joined the Rams after spending the first five seasons of his career with the Cowboys...has 69 receptions for 647 yards in addition to 105 rushes for 473 yards and two touchdowns...also played a prominent role on special teams, returning 23 kickoffs, totaling 513 yards.

**2017 SEASON:** Appeared in four games...finished the season with 11 carries for 51 yards (4.6 avg.) and one touchdown...placed on physically unable to perform list (7/28/17)...placed on the active roster (11/11/17)...**vs. Houston (11/12):** Saw action at running back and on special teams...rushed for 31 yards on five carries. **Week 17 vs. San Francisco (12/31):** Saw action at running back...ran for 20 yards on six carries and scored second-career touchdown, first with the Rams...added one reception for one yard.

**2016 SEASON:** Played in 13 games, scored his first career rushing touchdown...**at Washington (9/18):** Caught two passes for 26 yards...**vs. Chicago (9/25):** Recorded his first career touchdown on a 1-yard rush.

**2015 SEASON:** Was limited to just four games while dealing with a knee injury...had five rushes for 67 yards and 21 receptions for 215 yards...**vs. New York Giants (9/13):** Led the team with eight receptions for 70 yards...**vs. Atlanta (9/27):** Recorded a career-high 10 catches and a career-best 100 receiving yards, leading the team in both categories.

**2014 SEASON:** Played in all 16 games as a reserve running back, playing a large on special teams, accumulating four special teams tackles...**at Seattle (10/12):** Hauled in four passes for 48 yards, with a long of 21 yards.

**2013 SEASON:** Saw action in nine games before being placed on injured reserve following Week 13...**at New York Giants (11/24):** Rushed three times for 20 yards in addition to two catches for 26 yards, with a career-long 17 yard reception...**vs. Oakland (11/28):** Set career highs with 12 rushes for a team-leading 82 yards with a long rush of 45 yards.

**2012 SEASON:** Played in 12 games after being activated from the practice squad prior to Week 5...recorded 10 special teams tackles while also seeing time as a reserve on offense...**vs. New York Giants (10/28):** Returned six kickoffs for a 143 yards, including a long of 44 yards.

**COLLEGE:** Finished his career as North Texas' all-time leading rusher...set the North Texas single-game record as a senior, rushing for 313 yards against Middle Tennessee State (12/3/11)...finished his senior season with 1,115 rushing yards and 10 rushing touchdowns...as a junior, set the school's single-season record with 1,885 all-purpose yards...his 1,553 rushing yards were eighth in the NCAA...named honorable mention All-America by *Sports Illustrated* following his sophomore season after accumulating 19 total touchdowns.

**PERSONAL:** Rushed for over 1,200 yards as a senior at Haltom High School in Haltom City, Texas...also lettered in track at Haltom High...began his high school career in at De LaSalle High School in New Orleans, where he rushed for more than 1,000 yards and eight touchdowns as a sophomore.

# LANCE DUNBAR NFL STATISTICS

## REGULAR SEASON

Year	Team	Receiving						Rushing					TD
		G/S	No	Yds	Avg	Lg	TD	Att	Yds	Avg	Lg		
2012	Dallas	12/0	6	33	5.5	14	0	21	75	3.6	18	0	
2013	Dallas	9/0	7	59	8.4	17	0	30	150	5.0	45	0	
2014	Dallas	16/0	18	217	12.1	40	0	29	99	3.4	14	0	
2015	Dallas	4/0	21	215	10.2	39	0	5	67	13.4	45	0	
2016	Dallas	13/0	16	122	7.6	16	0	9	31	3.4	10	1	
2017	RAMS	4/0	1	1	1.0	1	0	11	51	4.6	12	1	
<b>TOTALS</b>		<b>58/0</b>	<b>69</b>	<b>647</b>	<b>9.4</b>	<b>40</b>	<b>0</b>	<b>105</b>	<b>473</b>	<b>4.5</b>	<b>45</b>	<b>2</b>	

## Punt Returns

Year	Team	No	Yds	Avg	Lg	TD	Kickoff Returns				
							Att	Yds	Avg	Lg	TD
2012	Dallas	0	0	0.0	0	0	12	261	21.8	44	0
2013	Dallas	0	0	0.0	0	0	1	28	28.0	28	0
2014	Dallas	0	0	0.0	0	0	2	46	23.0	28	0
2015	Dallas	1	4	4.0	4	0	6	146	24.3	32	0
2016	Dallas	0	0	0.0	0	0	2	32	16.0	16	0
<b>TOTALS</b>		<b>1</b>	<b>4</b>	<b>4.0</b>	<b>0</b>	<b>0</b>	<b>23</b>	<b>513</b>	<b>22.3</b>	<b>44</b>	<b>0</b>

## POSTSEASON

Year	Team	Receiving						Rushing					TD
		G/S	No	Yds	Avg	Lg	TD	Att	Yds	Avg	Lg		
2014	Dallas	2/0	0	0	0.0	0	0	0	0	0.0	0	0	

**ADDITIONAL CAREER STATISTICS:** Special Teams Tackles: 2014 (4), 2012 (10), TOTAL: 14.

### SINGLE GAME HIGHS

Rushing Attempts – 12, vs. Oakland (11/28/13)

Rushing Yards – 82, vs. Oakland (11/28/13)

Long– 45, twice, last at New Orleans (10/4/15)

Touchdowns – 1, vs. Chicago (9/25/16)

# LANCE DUNBAR GAME-BY-GAME STATISTICS

## 2017 LOS ANGELES RAMS

Game	W/L	G/S	Receiving					Rushing										
			No	Yds	Avg	Lg	TD	Att	Yds	Avg	Lg	TD						
IND 9/10	W																	
WAS 9/17	L																	
@SF 9/21	W																	
@DAL 10/1	W																	
SEA 10/8	L																	
@JAC 10/15	W																	
ARI 10/22	W																	
@NYG 11/5	W																	
HOU 11/12	W	1/0	0	0	0.0	0	0	5	31	6.2	12	0						
@MIN 11/19	L	1/0	0	0	0.0	0	0	0	0	0.0	0	0						
NO 11/26	W											Inactive						
@ARI 12/2	W	1/0	0	0	0.0	0	0	0	0	0.0	0	0						
PHI 12/10	L											Inactive						
@SEA 12/17	W											Inactive						
@TEN 12/24	W											Inactive						
SF 12/3	L	1/0	1	1	1.0	1	0	6	20	3.3	8	1						
<b>TOTALS</b>	<b>11-5</b>	<b>4/0</b>	<b>1</b>	<b>1</b>	<b>1.0</b>	<b>1</b>	<b>0</b>	<b>11</b>	<b>51</b>	<b>4.6</b>	<b>12</b>	<b>1</b>						
POSTSEASON																		
ATL 1/6/18												Inactive						

## 2016 DALLAS COWBOYS

Game	W/L	G/S	Receiving					Rushing					Returns									
			No	Yds	Avg	Lg	TD	Att	Yds	Avg	Lg	TD	PR	FC	YDS	LG	TD	KR	YDS	AVG	LG	TD
NYG 9/11	L	1/0	1	16	16.0	16	0	0	0	0.0	0	0	0	0	0	0	0	0	0	0.0	0	0
@WAS 9/18	W	1/0	2	26	13.0	16	0	3	6	2.0	4	0	0	0	0	0	0	0	0	0.0	0	0
CHI 9/25	W	1/0	0	0	0.0	0	0	1	1	1.0	1	1	0	0	0	0	0	0	0	0.0	0	0
@SF 10/2	W	1/0	2	14	7.0	9	0	1	2	2.0	2	0	0	0	0	0	0	0	0	0.0	0	0
CIN 10/9	W	0/0											Inactive									
@GB 10/16	W	0/0											Inactive									
PHI 10/30	W	0/0											Inactive									
@CLE 11/6	W	1/0	0	0	0.0	0	0	0	0	0.0	0	0	0	0	0	0	0	0	0	0.0	0	0
@PIT 11/13	W	1/0	0	0	0.0	0	0	0	0	0.0	0	0	0	0	0	0	0	0	0	0.0	0	0
BAL 11/20	W	1/0	2	14	7.0	8	0	1	2	2.0	2	0	0	0	0	0	0	0	0	0.0	0	0
WAS 11/24	W	1/0	1	1	1.0	1	0	0	0	0.0	0	0	0	0	0	0	0	0	0	0.0	0	0
@MIN 12/1	W	1/0	0	0	0.0	0	0	0	0	0.0	0	0	0	0	0	0	0	1	16	16.0	16	0
@NYG 12/11	L	1/0	3	12	4.0	4	0	0	0	0.0	0	0	0	0	0	0	0	1	16	16.0	16	0
TB 12/18	W	1/0	2	20	10.0	15	0	0	0	0.0	0	0	0	0	0	0	0	0	0	0.0	0	0
DET 12/26	W	1/0	0	0	0.0	0	0	0	0	0.0	0	0	0	0	0	0	0	0	0	0.0	0	0
@PHI 1/1/17	L	1/0	3	19	6.3	9	0	3	20	6.7	10	0	0	0	0	0	0	0	0	0.0	0	0
<b>TOTALS</b>	<b>13-3</b>	<b>13/0</b>	<b>16</b>	<b>122</b>	<b>7.6</b>	<b>16</b>	<b>0</b>	<b>9</b>	<b>31</b>	<b>3.4</b>	<b>10</b>	<b>1</b>	<b>0</b>	<b>0</b>	<b>0</b>	<b>0</b>	<b>0</b>	<b>2</b>	<b>32</b>	<b>16.0</b>	<b>16</b>	<b>0</b>

# LANCE DUNBAR GAME-BY-GAME STATISTICS CONTINUED

2015 DALLAS COWBOYS																							
Game	W/L	Receiving					Rushing					Returns											
		G/S	No	Yds	Avg	Lg	TD	Att	Yds	Avg	Lg	TD	PR	FC	YDS	LG	TD	KR	YDS	AVG	LG	TD	
NYG 9/13	W	1/0	8	70	8.8	24	0	0	0	0.0	0	0	0	0	0	0	0	3	70	23.3	32	0	
@PHI 9/20	W	1/0	3	45	15.0	39	0	1	8	8.0	8	0	0	0	0	0	0	1	31	31.0	31	0	
ATL 9/27	L	1/0	10	100	10.0	22	0	1	5	5.0	5	0	1	0	4	4	0	1	28	28.0	28	0	
@NO 10/4	L	1/0	0	0	0.0	0	0	3	54	18.0	45	0	0	0	0	0	0	1	17	17.0	17	0	
NE 10/11	L	0/0																					
@NYG 10/25	L	0/0																					
SEA 11/1	L	0/0																					
PHI 11/8	L	0/0																					
@TB 11/15	L	0/0																					
@MIA 11/22	W	0/0																					
CAR 11/26	L	0/0																					
@WAS 12/7	W	0/0																					
@GB 12/13	L	0/0																					
NYJ 12/19	L	0/0																					
@BUF 12/27	L	0/0																					
WAS 1/3/16	L	0/0																					
TOTAL		4-12	4/0	21	215	10.2	39	0	5	67	13.4	45	0	1	0	4	4	0	6	146	24.3	32	0

2014 DALLAS COWBOYS																							
Game	W/L	Receiving					Rushing					Returns											
		G/S	No	Yds	Avg	Lg	TD	Att	Yds	Avg	Lg	TD	PR	FC	YDS	LG	TD	KR	YDS	AVG	LG	TD	
SF 9/7	L	1/0	3	21	7.0	11	0	0	0	0.0	0	0	0	0	0	0	0	0	0	0	0	0	0
@TEN 9/14	W	1/0	0	0	0.0	0	0	11	27	2.5	7	0	0	0	0	0	0	0	0	0	0	0	0
@STL 9/21	W	1/0	0	0	0.0	0	0	0	0	0.0	0	0	0	0	0	0	0	0	0	0	0	0	0
NO 9/28	W	1/0	2	36	18.0	24	0	0	0	0.0	0	0	0	0	0	0	0	0	0	0	0	0	0
HOU 10/5	W	1/0	0	0	0.0	0	0	0	0	0.0	0	0	0	0	0	0	0	0	0	0	0	0	0
@SEA 10/12	W	1/0	4	48	12.0	21	0	1	-4	-4.0	-4	0	0	0	0	0	0	0	0	0	0	0	0
NYG 10/19	W	1/0	0	0	0.0	0	0	3	16	5.3	13	0	0	0	0	0	0	0	0	0	0	0	0
WAS 10/27	L	1/0	1	11	11.0	11	0	1	6	6.0	6	0	0	0	0	0	0	0	0	0	0	0	0
ARI 11/2	L	1/0	2	52	26.0	40	0	3	9	3.0	6	0	0	0	0	0	0	0	0	0	0	0	0
@JAX 11/9	W	1/0	2	7	3.5	4	0	0	0	0.0	0	0	0	0	0	0	0	0	0	0	0	0	0
@NYG 11/23	W	1/0	1	26	26.0	26	0	0	0	0.0	0	0	0	0	0	0	0	0	0	0	0	0	0
PHI 11/27	L	1/0	0	0	0.0	0	0	2	15	7.5	14	0	0	0	0	0	0	2	46	23.0	28	0	
@CHI 12/4	W	1/0	0	0	0.0	0	0	0	0	0.0	0	0	0	0	0	0	0	0	0	0	0	0	0
@PHI 12/14	W	1/0	1	6	6.0	6	0	5	22	4.4	7	0	0	0	0	0	0	0	0	0	0	0	0
IND 12/21	W	1/0	2	10	5.0	14	0	2	4	2.0	5	0	0	0	0	0	0	0	0	0	0	0	0
@WAS 12/28	W	1/0	0	0	0.0	0	0	1	4	4.0	4	0	0	0	0	0	0	0	0	0	0	0	0
TOTALS		12-4	16/0	18	217	12.1	40	0	29	99	3.4	14	0	0	0	0	0	0	2	36	23.0	28	0
POSTSEASON																							
DET 1/4/15	W	1/0	0	0	0.0	0	0	0	0	0.0	0	0	0	0	0	0	0	1	10	10.0	10	0	
@GB 1/11/15	L	1/0	0	0	0.0	0	0	0	0	0.0	0	0	0	0	0	0	0	0	0	0	0	0	0
TOTALS		1-1	2/0	0	0	0.0	0	0	0	0	0	0	0	0	0	0	0	0	1	10	10.0	10	0

2013 DALLAS COWBOYS																							
Game	W/L	Receiving					Rushing					Returns											
		G/S	No	Yds	Avg	Lg	TD	Att	Yds	Avg	Lg	TD	PR	FC	YDS	LG	TD	KR	YDS	AVG	LG	TD	
NYG 9/8	W	0/0																					
@KC 9/15	L	1/0	1	4	4.0	4	0	1	12	12.0	12	0	0	0	0	0	0	0	0	0	0	0	0
STL 9/22	W	1/0	0	0	0.0	0	0	5	19	3.8	8	0	0	0	0	0	0	0	0	0	0	0	0
@SD 9/29	L	1/0	0	0	0.0	0	0	1	7	7.0	7	0	0	0	0	0	0	0	0	0	0	0	0
DEN 10/6	L	1/0	0	0	0.0	0	0	0	0	0.0	0	0	0	0	0	0	0	1	28	28.0	28	0	
WAS 10/13	W	0/0																					
@PHI 10/20	W	0/0																					
@DET 10/27	L	1/0	0	0	0.0	0	0	5	16	3.2	6	0	0	0	0	0	0	0	0	0	0	0	0
MIN 11/3	W	1/0	3	17	5.7	8	0	3	-6	-2.0	2	0	0	0	0	0	0	0	0	0	0	0	0
@NO 11/10	L	1/0	0	0	0.0	0	0	0	0	0.0	0	0	0	0	0	0	0	0	0	0	0	0	0
@NYG 11/24	W	1/0	2	26	13.0	17	0	3	20	6.7	18	0	0	0	0	0	0	0	0	0	0	0	0
OAK 11/28	W	1/0	1	12	12.0	12	0	12	82	6.8	45	0	0	0	0	0	0	0	0	0	0	0	0
@CHI 12/9	L	0/0																					
GB 12/15	L	0/0																					
@WAS 12/22	W	0/0																					
PHI 12/29	L	0/0																					
TOTAL		8-8	9/0	7	59	8.4	17	0	30	150	5.0	45	0	0	0	0	0	0	1	28	28.0	28	0

2012 DALLAS COWBOYS																							
Game	W/L	Receiving					Rushing					Returns											
		G/S	No	Yds	Avg	Lg	TD	Att	Yds	Avg	Lg	TD	PR	FC	YDS	LG	TD	KR	YDS	AVG	LG	TD	
@NYG 9/5	W	0/0																					
@SEA 9/16	L	0/0																					
TB 9/23	W	0/0																					
CHI 10/1	L	0/0																					
@BAL 10/14	L	1/0	0	0	0.0	0	0	1	11	11.0	1	0	0	0	0	0	0	0	0	0	0	0	0
@CAR 10/21	W	1/0	0	0	0.0	0	0	0	0	0.0	0	0	0	0	0	0	0	0	0	0	0	0	0
NYG 10/28	L	1/0	0	0	0.0	0	0	0	0	0.0	0	0	0	0	0	0	0	6	142	23.7	44	0	
@ATL 11/4	L	1/0	0	0	0.0	0	0	8	26	3.3	18	0	0	0	0	0	0	3	73	24.3	39	0	
@PHI 11/11	W	1/0	0	0	0.0	0	0	6	20	3.3	5	0	0	0	0	0	0	1	17	17.0	17	0	
CLE 11/18	W	1/0	2	6	3.0	6	0	5	10	2.0	7	0	0	0	0	0	0	0	0	0	0	0	0
WAS 11/22	L	1/0	3	21	7.0	14	0	1	8	8.0	8	0	0	0	0	0	0	2	29	14.5	21	0	
PHI 12/2	W	1/0	0	0	0.0	0	0	0	0	0.0	0	0	0	0	0	0	0	0	0	0	0	0	0
@CIN 12/9	W	1/0	1	6	6.0	6	0	0	0	0.0	0	0	0	0	0	0	0	0	0	0	0	0	0
PIT 12/16	W	1/0	0	0	0.0	0	0	0	0	0.0	0	0	0	0	0	0	0	0	0	0	0	0	0
NO 12/23	L	1/0	0	0	0.0	0	0	0	0	0.0	0	0	0	0	0	0	0	0	0	0	0	0	0
@WAS 12/30	L	1/0	0	0	0.0	0	0	0	0	0.0	0	0	0	0	0	0	0	0	0	0	0	0	0
TOTAL		8-8	12/0	6	33	5.5	14	0	21	75	3.6	18	0	0	0	0	0	0	12	261	21.8	44	0



# 50 | SAMSON EBUKAM

**Position:** Outside Linebacker  
**Ht./Wt.:** 6-3/240  
**Birth Date:** 5/9/95  
**College:** Eastern Washington  
**Hometown:** Portland, Ore.  
**Experience:** Rookie  
**Acquired:** D4B-2017 (125th)

**Career GP/GS (Playoffs):** 16/2 (1/0)



**TRANSACTIONS:** Selected by the Rams in the fourth round (125th overall) of the 2017 NFL Draft (4/30/17).

**2017 SEASON:** Played in all 16 games and made two starts...finished the regular season with 38 tackles (18 solo), 2.0 sacks and one forced fumble...finished the regular season tied for the team lead in special teams tackles with eight... **vs. Indianapolis (9/10):** Played on defense and special teams...notched four tackles (three solo) on defense...added one special teams tackle... **at New York Giants (11/5):** Saw action on defense and on special teams...collected three tackles (two solo)...**vs. Houston (11/12):** Saw action on defense and special teams...earned his first career sack on Texans QB Tom Savage and caused him to fumble...also had one solo tackle and one hit on the quarterback...**vs. New Orleans (11/26):** Saw action at outside linebacker...recorded two tackles (one solo), including one for loss...added 1.0 sack...**at Arizona (12/3):** Made his first career start at outside linebacker...notched a season-high seven tackles (three solo)...**vs. Philadelphia (12/10):** Saw action on defense and on special teams...tallied seven tackles (three solo)...**vs. San Francisco (12/31):** Started at outside linebacker...notched three tackles (two solo)...**Wild Card vs. Atlanta (1/6/18):** Saw action on defense and on special teams...registered one tackle.

**COLLEGE:** Played in 53 games, started 38 as a starter...had 24 sacks in his career to rank sixth in school history...finished with 188 career tackles...one of six Eagle co-captains for the 2016 season...received second-team All-Big Sky honors in both 2014 and 2015, and first team accolades in 2016...was a second team Freshman All-America selection in 2013, in addition, to earning Big Sky All-Academic honors...his 38 career starts were the second-most among defensive players behind linebacker Miquiyah Zamora (45)...played in eight career playoff games and had 23 tackles with 4.5 sacks, an interception, a forced fumble and a fumble recovery...in his four seasons playing for Eastern, the Eagles won 41 games overall and were 28-4 in the Big Sky Conference.

**PERSONAL:** Graduated from David Douglas High School in 2013...was selected to the All-Mount Hood Conference first team as a defensive lineman and honorable mention as a tight end...was a two-way starter for the Scots, and also played fullback, as a senior in 2012...also played basketball and competed in track and field...placed second as a senior in both the javelin (school-record 205-6) and the shot put (personal-best 55-2 1/2) at the State 6A Track Championships...was third at state in the javelin as a sophomore.

## SAMSON EBUKAM NFL STATISTICS

REGULAR SEASON																	
Year	Team	G/S	Tackles				Asst	Sk	Yds	Interceptions			TD	PD	Fumbles		Yds
			Total	Solo	Int	Yds				Lg	FF	FR					
2017	RAMS	16/2	38	18	20	2.0	21.0	0	0	0	0	0	0	1	0	0	
<b>TOTALS</b>		<b>16/2</b>	<b>38</b>	<b>18</b>	<b>20</b>	<b>2.0</b>	<b>21.0</b>	<b>0</b>	<b>0</b>	<b>0</b>	<b>0</b>	<b>0</b>	<b>0</b>	<b>1</b>	<b>0</b>	<b>0</b>	
POSTSEASON																	
Year	Team	G/S	Tackles				Asst	Sk	Yds	Interceptions			TD	PD	Fumbles		Yds
			Total	Solo	Int	Yds				Lg	FF	FR					
2017	RAMS	1/0	1	1	0	0.0	0.0	0	0	0	0	0	0	0	0	0	
<b>ADDITIONAL CAREER STATISTICS:</b> Special Teams Tackles: 2017 (8).																	







# 81 | GERALD EVERETT

**Position:** Tight End  
**Ht./Wt.:** 6-3/245  
**Birth Date:** 6/25/94  
**College:** South Alabama  
**Hometown:** Decatur, Ga.  
**Experience:** Rookie  
**Acquired:** D2-2017 (44th)

**Career GP/GS (Playoffs) 16/2 (0/0)**



**TRANSACTIONS:** Selected by the Rams in the second round (44th overall) of the 2017 NFL Draft (4/29/17).

**2017 SEASON:** Appeared in all 16 games and made two starts...finished the regular season with 16 receptions for 244 yards and two touchdowns...his 69-yard reception in Week 2 was the longest by a rookie tight end since 1992...**vs. Indianapolis (9/10):** Started at tight end in his first NFL game...notched one reception for 39 yards...**vs. Washington (9/17):** Played on offense...hauled in a 69-yard reception from QB Jared Goff...marked the second longest reception by a tight end in the NFL this season (Atlanta's TE Austin Hooper registered an 88-yard reception in Week 1)...the reception is the longest by a rookie tight end in the NFL since Tampa Bay's Tyji Armstrong had an 81-yard reception vs. the L.A. Rams (12/6/92)...he added a 24-yard reception and finished the day leading the team in receiving yards with three catches for 95 yards...**at Jacksonville (10/16):** Saw action at tight end...scored his first career touchdown on a 4-yard reception fro QB Jared Goff...**at New York Giants (11/5):** Saw action at tight end...reeled in a 44-yard reception...only rookie with two 40-plus yard receptions this season...**Week 17 vs. San Francisco (12/31):** Saw action at tight end...recorded three receptions for 16 yards...**Wild Card vs. Atlanta (1/6/18):** Saw action at tight end and reeled in a 4-yard reception.

**COLLEGE:** A semifinalist for the John Mackey Award presented to the top tight end in the nation following his senior season in 2016...named first-team all-Sun Belt Conference...also earned first-team all-Sun Belt honors from Phil Steele Publications...tied for the team lead with 49 receptions, and was second on the squad with 717 yards receiving and four touchdown catches...finished the year tied for third among tight ends in the country in receiving yards per game and was tied for seventh in catches per contest...ended up sixth in the league in both categories as well...had a game-high 103 yards on five catches - including a 79-yard touchdown reception on the Jaguars' second play of the second half - to help the program to its first ever victory over a nationally-ranked opponent in a 42-24 defeat of No. 19 San Diego State...followed up with a single game-best 125 yards on five receptions against SBC co-champion Arkansas State to become first player in school history to have 100-plus yards receiving in consecutive outings...tied his career-best single game receptions total with eight catches for 95 yards, including the game-winning reception to help lead the Jaguars to a 21-20 win...marked the program's first-ever victory over a Southeastern Conference oppnent...as a junior in 2015, earned first-team all-Sun Belt Conference and named to the league's All-Newcomer Team after leading the Jaguars in receptions (41), receiving yards (575), touchdown catches (eight) and total touchdowns scored (12)...ended the campaign ranked sixth nationally among tight ends in receiving yards per game and tied for 11th at the position in the country in catches per contest...tied the school record for touchdown catches in a season...scored a touchdown in seven straight games, the second-longest streak in program history and the longest since moving to the NCAA Football Bowl Subdivision...attended University of Alabama-Birmingham in 2014...in his only season at UAB, caught 17 passes for 292 yards and a score while playing in all 12 games with one start...posted career high eight receptions for 93 yards against Conference USA West Division champion Louisiana Tech...from 2012-13, attended Hutchinson (Kan.) Community College.

**PERSONAL:** Only played football his senior season at Columbia High...earned all-conference honors...was a three-year letterwinner in basketball and was also a member of the Eagle track and field team...full name is Gerald Rashard Everett...an interdisciplinary studies major.

## GERALD EVERETT NFL STATISTICS

REGULAR SEASON												
Year	Team	G/S	Receiving					Rushing				
			No	Yds	Avg	Lg	TD	Att	Yds	Avg	Lg	TD
2017	RAMS	16/2	16	244	15.3	69	2	1	13	13.0	13	0
<b>TOTALS</b>		<b>16/2</b>	<b>16</b>	<b>244</b>	<b>15.3</b>	<b>69</b>	<b>2</b>	<b>1</b>	<b>13</b>	<b>13.0</b>	<b>13</b>	<b>0</b>

POSTSEASON												
Year	Team	G/S	Receiving					Rushing				
			No	Yds	Avg	Lg	TD	Att	Yds	Avg	Lg	TD
2017	RAMS	1/0	1	4	4.0	4	0	0	0	0.0	0	0

# GERALD EVERETT GAME-BY-GAME STATISTICS

2017 LOS ANGELES RAMS												
Game	WL	P/S	Receiving					Rushing				
			No	Yds	Avg	Lg	TD	Att	Yds	Avg	Lg	TD
IND 9/10	W	1/1	1	39	39.0	39	0	0	0	0.0	0	0
WAS 9/17	L	1/0	3	95	31.7	69	0	0	0	0.0	0	0
@SF 9/21	W	1/0	0	0	0.0	0	0	0	0	0.0	0	0
@DAL 10/1	W	1/0	1	8	8.0	8	0	0	0	0.0	0	0
SEA 10/8	L	1/0	1	8	8.0	8	0	0	0	0.0	0	0
@JAC 10/15	W	1/0	1	4	4.0	0	1	0	0	0.0	0	0
ARI 10/22	W	1/0	0	0	0.0	0	0	0	0	0.0	0	0
@NYG 11/5	W	1/0	1	44	44.0	44	0	1	13	13.0	13	0
HOU 11/12	W	1/1	0	0	0.0	0	0	0	0	0.0	0	0
@MIN 11/19	L	1/0	1	8	8.0	8	0	0	0	0.0	0	0
NO 11/26	W	1/0	1	9	9.0	9	0	0	0	0.0	0	0
@ARI 12/2	W	1/0	2	7	3.5	6	1	0	0	0.0	0	0
PHI 12/10	L	1/0	1	6	6.0	6	0	0	0	0.0	0	0
@SEA 12/17	W	1/0	0	0	0.0	0	0	0	0	0.0	0	0
@TEN 12/24	W	1/0	0	0	0.0	0	0	0	0	0.0	0	0
SF 12/3	L	1/0	3	16	5.3	6	0	0	0	0.0	0	0
<b>TOTALS</b>	<b>11-5</b>	<b>16/2</b>	<b>16</b>	<b>244</b>	<b>15.3</b>	<b>69</b>	<b>2</b>	<b>1</b>	<b>13</b>	<b>13.0</b>	<b>13</b>	<b>0</b>
<b>POSTSEASON</b>												
ATL 1/6/18	L	1/0	1	4	4.0	4	0	0	0	0.0	0	0
<b>TOTALS</b>	<b>0-1</b>	<b>1/0</b>	<b>1</b>	<b>4</b>	<b>4.0</b>	<b>4</b>	<b>0</b>	<b>0</b>	<b>0</b>	<b>0.0</b>	<b>0</b>	<b>0</b>



# 5 | SAM FICKEN

**Position:** Kicker  
**Ht./Wt.:** 6-1/191  
**Birth Date:** 12/14/92  
**College:** Penn State  
**Hometown:** Valparaiso, Ind.  
**Experience:** 1st year (1st Rams)  
**Acquired:** FA-2017

**Career GP/GS (Playoffs):** 2/0 (1/0)



**TRANSACTIONS:** Signed with the Rams (12/20/17)...released by the Kansas City Chiefs (9/2/17)...signed with Kansas City (8/9/17)...released by Jacksonville (8/29/16)...signed as an undrafted free agent by Jacksonville (7/25/16).

**2017 SEASON:** Played in two games in the regular season and one postseason...connected on two-of-three field goal attempts and four-of-five PATs...**at Tennessee (12/24):** Made his NFL debut...connected on three-of-four PATs...**vs. San Francisco (12/31):** Connected on two-of-two field goals and one-of-one PAT...**Wild Card vs. Atlanta (1/6/18):** Connected on two field goals and one PAT.

**COLLEGE:** Finished his career at Penn State 54-for-72 on field goals and 109-for-112 on extra point conversions and 271 total points...ranks second in school history in field goals made (54)...set the single-season record for field goals made with 24 in 2014...as a senior, was selected as a co-captain and was a semifinalist for the Lou Graza Collegiate Placekicker Award...was a two-time Big Ten Special Teams Player of the Week...finished the season 24-for-29 on field goals and a perfect 28-for-28 on extra points...led the team in scoring for the third consecutive season...three-time Academic All-Big Ten honoree...as junior in 2013, led the Nittany Lions in scoring for the second straight season...connected on 15-of-23 field goals and 41-of-42 extra points for a total of 86 points...named honorabl-mention All-Big Ten...connected on his final 15 attempts of the season, setting a school record for consecutive field goals made...hit the longest field goal by a Penn State player at home when he connected on a 54-yarder against Kent State (9/21/13)...as a sophomore in 2012, finished the season 14-for-21 on field goals and 39-for-41 on extra points...finished the season ranked second in the Big Ten in kick scoring (8.1 ppg) and third in field goals (14)...finished the season with a 37-yard game winner on Senior Day in overtime against Wisconsin (11/24/12)...as a freshman in 2011, saw action in three games...first career make was a 43-yarder on his second career attempt against Eastern Michigan (9/24/17)...was one-of-four true freshman to see game action that season.

**PERSONAL:** Attended Valparaiso High School and was named first-team Associated Press Class 5A all-state...made 13 field goals as a senior and set a Valparaiso school-record connecting on a 52-yard attempt...son of Jim and Nancy Ficken...has a brother, Drew...cousins with Robbie Hummel who was a member of the Purdue basketball team from 2007-2012 and then played for the Minnesota Timberwolves from 2013-15.

## SAM FICKEN NFL STATISTICS

REGULAR SEASON												
Scoring												
Year	Team	GP	FG	FGA	Pct	Lg	Blk	XPM	XPA	Pct	Blk	Pts
2017	RAMS	2	2	3	0.0	23	0	4	5	80.0	0	10
<b>TOTALS</b>		<b>2</b>	<b>2</b>	<b>3</b>	<b>0.0</b>	<b>23</b>	<b>0</b>	<b>4</b>	<b>5</b>	<b>80.0</b>	<b>0</b>	<b>10</b>
Field Goals												
Year	Team	1-19	Pct	20-29	Pct	30-39	Pct	40-49	Pct	50+	Pct	
2017	RAMS	0/0	0.0	2-2	100.0	0-1	0.0	0-0	0.0	0-0	0.0	
<b>TOTALS</b>		<b>0/0</b>	<b>0.0</b>	<b>2-2</b>	<b>100.0</b>	<b>0-1</b>	<b>0.0</b>	<b>0-0</b>	<b>0.0</b>	<b>0-0</b>	<b>0.0</b>	
POSTSEASON												
Scoring												
Year	Team	GP	FG	FGA	Pct	Lg	Blk	XPM	XPA	Pct	Blk	Pts
2017	RAMS	1	2	2	100.0	35	0	1	1	100.0	0	7
Field Goals												
Year	Team	1-19	Pct	20-29	Pct	30-39	Pct	40-49	Pct	50+	Pct	
2017	RAMS	0/0	0.0	0-2	0.0	2-2	100.0	0-0	0.0	0-0	0.0	

## SAM FICKEN GAME-BY-GAME STATISTICS

2017 LOS ANGELES RAMS										
Game	W/L	Pts	XP/XPA	FG/FGA	1-19	20-29	30-39	40-49	50+	Kick-By-Kick
@TEN 12/24	W	3	3-4	0-1	0-0	0-0	0-1	0-0	0-0	36RU
SF 12/31	L	7	1-1	2-2	0-0	2-2	0-0	0-0	0-0	
TOTALS	1-1	10	4-5	2-3	0-0	2-2	0-1	0-0	0-0	
POSTSEASON										
ATL 1/6/18	L	7	1-1	2-2	0-0	0-0	2-2	0-0	0-0	
TOTALS	0-1	7	1-1	2-2	0-0	0-0	2-2	0-0	0-0	



# 97 | MORGAN FOX

Position:	Defensive End
Ht./Wt.:	6-3/275
Birth Date:	9/12/94
College:	Colorado State - Pueblo
Hometown:	Colorado Springs, Colo.
Experience:	Rookie
Acquired:	UDFA-2016

Career GP/GS (Playoffs): 20/1 (1/0)



**TRANSACTIONS:** Signed to the club's active roster from the practice squad (12/15/16)...added to the Rams practice squad (10/13/16)...released (10/11/16)...added to the team's active roster from the practice squad (10/8/16)...signed to the practice squad (9/5/16)...released (9/3/16)...signed with the Los Angeles Rams as an undrafted free agent (5/6/16).

**2017 SEASON:** Played in all 16 games with one start...finished the regular season with 24 tackles (15 solo), 2.5 sacks, two tackles for loss and one forced fumble...**vs. Indianapolis (9/10):** Played on defense and special teams...made two solo tackles, including one for loss...tackled Colts QB Jacoby Brissett in the end zone for a safety...**vs. Washington (9/17):** Saw action on defense and special teams...split his first career sack with OLB Robert Quinn on Redskins QB Kirk Cousins...also recorded one assisted tackle...**at San Francisco (9/21):** Saw action on defense and special teams...notched one solo tackle for a loss, one sack and one quarterback hit...**at Jacksonville (10/16):** Saw action on defense and special teams...recorded three tackles (two solo)...also had 1.0 sack, one quarterback hit and one forced fumble...**vs. San Francisco (12/31):** Saw action on defense and on special teams...recorded four tackles (three solo)...**Wild Card vs. Atlanta (1/6/18):** Saw action at defensive end...tallied four tackles (three solo) and two quarterback hits.

**2016 SEASON:** Played in four games in his rookie season after spending 13 of the first 14 weeks of the season on the club's practice squad...compiled six tackles (four solo) in addition to one forced fumble and one fumble recovery...**vs. San Francisco (12/24):** Notched a career-high three tackles (two solo)...also had one forced fumble and one fumble recovery...**vs. Arizona (1/1):** Tallied two tackles (one solo).

**COLLEGE:** Owns the Colorado State-Pueblo record for sacks in a season (17) and career (36)...totaled 164 career tackles (82 solo), 49.5 tackles for loss, four fumble recoveries, two forced fumbles and 11 break-ups...as a senior in 2015, named a finalist for the Cliff Harris Small College Defensive Player of the Year...honored as the runner-up for the Gene Upshaw Division II Lineman of the Year Award...First Team All-American (Coaches Association)...finished first in the nation in sacks per game with 1.42, while the 128 sack yards was first nationally...finished the season with 52 tackles (32 solo), forced and recovered a fumble and added one pass break-up...member of a Pack defense that finished third nationally in interceptions (24), third in scoring defense (15.8), 11th in rushing defense (94.6), 17th in total defense (308.8), 18th in tackles for loss (8.2) and 19th in sacks per game (3.0)...as a junior in 2013, appeared in 15 games at defensive end for the Pack...recorded 57 total tackles, 27 solo...second on the team with 12.5 sacks...his 18.5 tackles for loss was also second on the squad...as a sophomore in 2013, started in all 12 games...had 45 tackles for an average of 8.5 yards a loss, and 6.0 sacks for 41 yards...as a freshman in 2012, finished the season with 10 tackles.

**PERSONAL:** Attended Fountain-Fort Carson High School...named a first-team All-Conference selection during his senior year...also an honorable mention All-Conference selection, a first-team All-City selection and an All-State Game selection ...during his senior year, made 112 tackles, 8.0 sacks, five fumble recoveries and two forced fumbles...named the team's defensive MVP and top defensive lineman...also competed in wrestling and lacrosse...son of Joe and Helen Fox and Cathy Antoniou...has four younger siblings, Madi, Marlee, Jack Fox and Theodore Antoniou...Uncles, Oscar and Isaac Wood, competed in wrestling...majored in exercise science.

# MORGAN FOX NFL STATISTICS

## REGULAR SEASON

Year	Team	G/S	Tackles		Asst	Sk	Yds	Interceptions			TD	PD	Fumbles		Yds
			Total	Solo				Int	Yds	Lg			FF	FR	
2016	RAMS	4/0	6	4	2	0.0	0.0	0	0	0	0	0	1	1	0
2017	RAMS	16/1	24	15	9	2.5	13.5	0	0	0	0	0	1	1	0
Total		20/1	30	19	11	2.5	13.5	0	0	0	0	0	2	2	0

## POSTSEASON

Year	Team	G/S	Tackles		Asst	Sk	Yds	Interceptions			TD	PD	Fumbles		Yds
			Total	Solo				Int	Yds	Lg			FF	FR	
2017	RAMS	1/0	4	3	1	0.5	1.5	0	0	0	0	0	0	0	0

**ADDITIONAL CAREER STATISTICS:** Recorded his first NFL score when he tackled Colts QB J. Brissett in the end zone (9/10/17)

# MORGAN FOX GAME-BY-GAME STATISTICS

## 2017 LOS ANGELES RAMS

Game	W/L	P/S	T	S	A	Sk	Yds	Int	Yds	Lg	TD	PD	FF	FR	Yds
IND 9/10	W	1/0	2	2	0	0.0	0.0	0	0	0	0	0	0	0	0
WAS 9/17	L	1/0	1	0	1	0.5	5.5	0	0	0	0	0	0	0	0
@SF 9/21	W	1/0	1	1	0	1.0	5.0	0	0	0	0	0	0	0	0
@DAL 10/1	W	1/0	2	1	1	0.0	0.0	0	0	0	0	0	0	0	0
SEA 10/8	L	1/0	2	2	0	0.0	0.0	0	0	0	0	0	0	0	0
@JAC 10/15	W	1/0	3	2	3	1.0	3.0	0	0	0	0	1	0	0	0
ARI 10/22	W	1/0	0	0	0	0.0	0.0	0	0	0	0	0	0	0	0
@NYG 11/5	W	1/0	2	0	2	0.0	0.0	0	0	0	0	0	0	0	0
HOU 11/12	W	1/0	1	1	0	0.0	0.0	0	0	0	0	0	0	0	0
@MIN 11/19	L	1/0	1	1	0	0.0	0.0	0	0	0	0	0	0	0	0
NO 11/26	W	1/0	0	0	0	0.0	0.0	0	0	0	0	0	0	0	0
@ARI 12/2	W	1/0	3	2	1	0.0	0.0	0	0	0	0	0	0	0	0
PHI 12/10	L	1/0	0	0	0	0.0	0.0	0	0	0	0	0	0	0	0
@SEA 12/17	W	1/0	2	0	2	0.0	0.0	0	0	0	0	0	0	1	0
@TEN 12/24	W	1/0	0	0	0	0.0	0.0	0	0	0	0	0	0	0	0
SF 12/31	L	1/1	4	3	1	0.0	0.0	0	0	0	0	0	0	0	0
TOTALS	11-5	16/1	24	15	9	2.5	13.5	0	0	0	0	0	1	1	0
<b>POSTSEASON</b>															
ATL 1/6/18	L	1/0	5	4	1	0.5	1.5	0	0	0	0	0	0	0	0
TOTALS	0-1	1/0	5	4	1	0.5	1.5	0	0	0	0	0	0	0	0

## 2016 LOS ANGELES RAMS

Game	W/L	P/S	T	S	A	Sk	Yds	Int	Yds	Lg	TD	PD	FF	FR	Yds
@SF 9/12	L														
SEA 9/18	W														
@TB 9/25	W														
@ARI 10/2	W														
BUF 10/9	L	1/0	0	0	0	0.0	0	0	0	0	0	0	0	0	0
@DET 10/16	L														
NYG 10/23	L														
CAR 11/6	L														
@NYJ 11/13	W														
MIA 11/20	L														
@NO 11/27	L														
@NE 12/4	L														
ATL 12/11	L														
@SEA 12/15	L	1/0	1	1	0	0.0	0	0	0	0	0	0	0	0	0
SF 12/24	L	1/0	3	2	1	0.0	0	0	0	0	0	0	1	1	0
ARI 1/1/17	L	1/0	2	1	1	0.0	0	0	0	0	0	0	0	0	0
TOTALS	4-12	4/0	6	4	2	0.0	0	0	0	0	0	0	1	1	0



# 16 | JARED GOFF

Position:	Quarterback
Ht./Wt.:	6-4/223
Birth Date:	10/14/1994
College:	California
Hometown:	Novato, Calif.
Experience:	2nd Year (2nd Rams)
Acquired:	D1-2016 (1st)

Career GP/GS (Playoffs): 22/22 (1/1)



**TRANSACTIONS:** Selected by Los Angeles in the first round (1st overall) of the 2016 NFL Draft (4/28/16).

**2017 SEASON:** Started in all 15 games played...finished the regular season 296-for-477, 3,804 passing yards, 28 touchdowns, seven interceptions and a passer rating of 100.5...earned NFC Offensive Player of the Week honors for his Week 9 performance...named a Pro Bowl first alternate...led an offensive unit that ranked in the top five in the NFL in points per game (1), passing percent had intercepted (2), passing net yards per play (4) and yards per play (5)...his 3,804 passing yards are the ninth-most by a Rams quarterback in a single season in franchise history...on the road, Goff completed 148 passes for 1,848 yards, 18 touchdowns, and two interceptions for 109.8 passer rating...his 28 passing touchdowns passed Roman Gabriel (25) for the sixth-most passing touchdowns in a season in franchise history...**vs. Indianapolis (9/10):** Completed 21-of-29 passes for 306 yards and a touchdown, for a 117.9 passer rating, while picking up his first career win as a starter...**at San Francisco (9/21):** Completed 22-of-28 passes for 292 yards, three touchdowns and no interceptions for a 145.8 passer rating...established a personal best in completion percentage (78.6)...**vs. Arizona (10/22):** Completed 22-of-37 passes for 235 yards, two touchdowns (one rushing)...**at New York Giants (11/5):** Completed 14-of-22 passes for 311 yards and four touchdowns for a career-high passer rating of 146.8...the ninth highest passer rating in franchise history...**vs. Houston (11/12):** Completed 25-of-37 passes for a personal best 355 yards...no interceptions and a 125.4 passer rating...recorded a career-long 94-yard touchdown pass to WR Robert Woods...**vs. New Orleans (11/26):** Completed 28-of-43 passes for his second highest career record of 354 yards, two touchdowns, and a 96.5 passer rating...**at Arizona (12/3):** Completed 21-of-31 passes for 220 yards and two touchdowns for a 96.2 passer rating...eclipsed 3,000 passing yards and 20 touchdowns this season, the last Rams quarterback to post those numbers was Sam Bradford (3,702 yards and 21 TDs in 2012)...his 12 passing touchdowns on the road this season is the sixth most by a Rams quarterback in a single season...**at Tennessee (12/24):** Completed 22-of-28 passes for 301 yards and four touchdowns for a 118.4 passer rating... passed former QB Sam Bradford (3,512) for the 10th-highest and ninth-highest (3,702) single-season passing yard output in franchise history...**Wild Card vs. Atlanta (1/6/18):** Completed 24-of-45 passes for 259 yards, no interceptions, and one touchdown for a 77.9 passer rating.

**2016 SEASON:** Started the last seven games of the season...completed 112-of-205 passes for 1,089 yards and six touchdowns (one rushing)...**vs. Miami (11/20):** Made his NFL debut...completed 17-of-31 passes for 134 yards without an interception... carried the ball four times for 11 yards...**at New Orleans (11/27):** Completed 20-of-32- passes for 214 yards and three touchdowns...first career NFL touchdown came on a 24-yard completion to wide receiver Tavon Austin...finished with a passer rating of 100.3...**vs. Atlanta (12/11):** Tallied 235 passing yards on 24-of-41 completions...scored his first rushing touchdown of his career on a two-yard scamper.

**COLLEGE:** Started all 37 games possible during his three seasons at Cal and is the only quarterback in school history to have ever started his first game as a true freshman...holds 26 Cal records including career marks for passing yards (12,220), passing yards per game (329.7), touchdown passes (96), completions (977), passing attempts (1,569), total offense (12,086) and total plays (1,739)...second on the school's all-time list for passing efficiency (143.95) behind only Aaron Rodgers...broke Pac-12 career records with an average of 326.6 yards of total offense per game as well as three seasons of gaining 3,000 or more total yards...ranks third all-time in Pac-12 history and 26th nationally in passing yards as well as fourth in the Pac-12 and 27th nationally in passing touchdowns...set a pair of Pac-12 single-season records in his final campaign as a 2015 junior when he passed for 4,719 yards and 43 touchdowns and he was also the first Cal quarterback to earn first-team All-Pac-12 honors since Rodgers in 2004...two-time team captain as voted by his teammates in his final two campaigns as a junior and 2014 sophomore...one of six players in Pac-12 history to throw for 3,000 or more yards in three seasons and one of two to throw for 3,000 or more yards in each of his first three campaigns...had at least 268 yards passing or two touchdown passes in each of his final 14 collegiate contests...twice earned Pac-12 Offensive Player of the Week honors with both coming over the final three games of his 2015 junior season against Oregon State (11/14/2015) and Arizona State (11/28/2015)...the team's seven-win turnaround over his last two seasons from a 1-11 record in 2013 to an 8-5 mark in 2015 is tied for the second best in school history behind only the eight-win improvement from a 2-10 mark in 1946 to a 10-1 record in 1948...Cal's Most Outstanding Player in a Lockheed Martin Armed Forces Bowl victory over Air Force as a junior in the final game of his collegiate career when he set the bowl's single-game records by passing for 467 yards and six touchdowns to lead Cal to its first bowl victory since 2008.

**PERSONAL:** Attended Marin Catholic High School in Calif...passed for a combined 7,687 yards and 93 touchdowns with 18 interceptions in three varsity seasons from 2010-12, completing 477-of-767 passes (62.2 percent)...three varsity teams to one appearance in the state title game, one North Coast Section crown, three NCS playoff appearances and three MCL champi-

onships...earned All-American honors from SuperPrep as a 2012 senior...parents are Jerry and Nancy Goff...has one sibling, Lauren...father was a catcher who played Major League Baseball with Montreal (1990, 1992), Pittsburgh (1993-94) and Detroit (1995-96) following his collegiate baseball career at Cal that included All-America, All-District 8 and All-Pac-10 honors in 1986...majored in sociology.

## JARED GOFF NFL STATISTICS

### REGULAR SEASON

Year	Team	Passing										
		G/S	Att.	Cmp	Pct.	Yds	Yds/Att	TD	Int	Lg	Sk-Yds	Rtg.
2016	RAMS	7/7	205	112	54.6	1,089	5.3	5	7	66	26-222	63.6
2017	RAMS	15/15	477	296	62.1	3,804	8.0	28	7	94t	25-172	100.5
<b>Total</b>		<b>22/22</b>	<b>682</b>	<b>408</b>	<b>59.8</b>	<b>4,893</b>	<b>7.2</b>	<b>33</b>	<b>14</b>	<b>94t</b>	<b>51-394</b>	<b>89.4</b>

Year	Team	Rushing				
		Att.	Yds.	Avg.	Lg	TD
2016	RAMS	8	16	2.0	6	1
2017	RAMS	28	51	1.8	22	1
<b>Total</b>		<b>36</b>	<b>67</b>	<b>1.9</b>	<b>22</b>	<b>2</b>

### POSTSEASON

Year	Team	Passing										
		G/S	Att.	Cmp	Pct.	Yds	Yds/Att	TD	Int	Lg	Sk-Yds	Rtg.
2017	RAMS	1/1	45	24	53.3	259	5.8	1	0	38	3-13	77.9

Year	Team	Rushing				
		Att.	Yds.	Avg.	Lg	TD
2017	RAMS	0	0	0	0	0

## JARED GOFF GAME-BY-GAME STATISTICS

### 2017 LOS ANGELES RAMS

Game	W/L	P/S	Att	Cmp	Pct	Yds	Yds/Att	TD	Int	Lg	Sk-Yds	Rtg
IND 9/10	W	1/1	29	21	72.4	306	10.60	1	0	39	1-8	117.9
WAS 9/17	L	1/1	25	15	60.0	224	8.96	1	1	69	2-12	86.1
@SF 9/21	W	1/1	28	22	78.6	292	10.43	3	0	47	0-0	145.8
@DAL 10/1	W	1/1	36	21	58.3	255	7.08	2	0	53t	1-11	98.7
SEA 10/8	L	1/1	47	22	46.8	288	6.13	0	2	35	2-13	48.9
@JAC 10/15	W	1/1	21	11	52.4	124	5.90	1	0	22	3-17	86.2
ARI 10/22	W	1/1	37	22	59.5	235	6.35	1	1	35	1-7	75.8
@NYG 11/5	W	1/1	22	14	63.6	311	14.14	4	0	67t	0-0	146.8
HOU 11/12	W	1/1	37	25	67.6	355	9.59	3	0	94t	3-22	125.4
@MIN 11/19	L	1/1	37	23	62.2	225	6.08	0	0	23	2-16	79.2
NO 11/26	W	1/1	43	28	65.1	354	8.23	2	1	53	4-27	96.5
@ARI 12/2	W	1/1	31	21	67.7	220	7.10	2	1	33	1-7	96.2
PHI 12/10	L	1/1	26	16	61.5	199	7.65	2	0	64	2-1	110.9
@SEA 12/17	W	1/1	21	14	66.7	120	5.71	2	1	15	2-16	93.4
@TEN 12/24	W	1/1	38	22	57.9	301	7.92	4	0	80t	1-15	118.4
SF 12/31	L											
TOTALS	11-5	15/15	477	296	62.1	3,804	8.0	28	7	94t	25-172	100.5
POSTSEASON												
ATL 1/6/18	L	1/1	45	24	53.3	259	5.8	1	0	38	3-13	77.9
TOTALS	0-1	1/1	45	24	53.3	259	5.8	1	0	38	3-13	77.9

### 2016 LOS ANGELES RAMS

Game	W/L	P/S	Att	Cmp	Pct	Yds	Yds/Att	TD	Int	Lg	Sk-Yds	Rtg
@SF 9/12	L											
SEA 9/18	W											
@TB 9/25	W											
@ARI 10/2	W											
BUF 10/9	L											
@DET 10/16	L											
NYG 10/23	L											
CAR 11/6	L											
@NYJ 11/13	W											
MIA 11/20	L	1/1	31	17	54.8	134	4.3	0	0	21	1-9	65.8
@NO 11/27	L	1/1	32	20	62.5	214	6.7	3	1	31	3-36	100.3
@NE 12/4	L	1/1	32	14	43.8	161	5.0	1	2	66	4-35	43.9
ATL 12/11	L	1/1	41	24	58.5	235	5.7	0	2	28	3-27	54.4
@SEA 12/15	L	1/1	25	13	52.0	135	5.4	0	0	25	4-31	67.9
SF 12/24	L	1/1	24	11	45.8	90	3.7	1	2	24	4-12	35.1
ARI 1/1/17	L	1/1	20	13	65.0	120	6.0	0	0	0	0-0	81.3
TOTALS	4-12	7/7	205	112	54.6	1,089	5.3	5	7	66	26-222	63.6





# 30 | TODD GURLEY II

**Position:** Running Back  
**Ht./Wt.:** 6-1/227  
**Birth Date:** 8/3/94  
**College:** Georgia  
**Hometown:** Tarboro, N.C.  
**Experience:** 3rd year (3rd Rams)  
**Acquired:** D1-2015 (10th)

**Career GP/GS (Playoffs):** 44/43 (1/1)



**TRANSACTIONS:** Selected by the Rams in the first round (10th overall) of the 2015 NFL Draft (4/30/15).

**PRO:** Third-year pro...named Offensive Player of the Year in 2017...earned second-career Pro Bowl honor for the his 2017 season performance...career totals include 786 carries, 3,296 rushing

yards, 29 rushing touchdowns and six receiving touchdowns...has hauled in 128 career receptions for 1,303 yards...became fourth player in franchise history to earn Offensive Rookie of the Year honors (2015)...earned first Pro Bowl honors in his rookie season in 13 games he appeared in...started all 16 games his second year in 2016...named NFC Player of the Week for Week's 4,15, and 16...named NFC Player of the Month in September and December 2017...earned AP All-Pro teams honor (2017)... named 101 Awards NFC Offensive Player of the Year.



**2017 SEASON:** Named Offensive Player of the Year...played in 15 games of the regular season and started in one postseason...led the NFL in touchdowns (19), was the highest scoring non-kicker (114), ranked first in the league in scrimmage yards (2,093) and finished second in rushing yards (1,305)...averaged 6.1 yards per touch, 39 rushes for 10-plus yard gains and 66 rushing first downs...he is one of three players in NFL history to record 1,000-plus scrimmage yards, 10-plus rushing touchdowns and five-plus receiving touch-

downs in a single season...**vs. Washington (9/17):** Recorded 16 rushes for 88 yards and three receptions for 48 yards, totaling 19 touches for 136 yards...carried the ball for a 1-yard rushing touchdown and added a second touchdown on an 18-yard reception from QB Jared Goff...marked Gurley's first receiving touchdown of his career and his fourth multi-touchdown game of his career...

**at San Francisco (9/21):** Rushed 28 times for 113 yards and two rushing touchdowns...notched five receptions for 36 yards and one touch-

down...marked first time in his career that he scored three times...**at Dallas (10/1):** Rushed 23 times for 121 yards and caught seven passes for 94 yards and one touchdown...totaled 215 yards from scrimmage on

30 touches...posted his highest total single-game output of his career...named NFC Offensive Player of the Week...**at Jacksonville (10/15):** Tallied 116 rushing yards on 23 carries for 5.0-yard average...his third 100-plus yard rushing game this season and eighth in his career...**vs. Arizona (10/22):** Rushed 22 times for 106 yards and one touchdown... caught four passes for 51 yards...notched his fourth 100-plus yard rushing game of the season...**vs. New Orleans (11/26):** Rushed 17 times for 74 yards...

recorded four receptions for 54 yards...totaled 21 touches for 128 yards... his seven 25-plus yard receptions this season currently leads the NFL at his position...**at Arizona (12/3):** Rushed 19 times for 74 yards...recorded six receptions for 84 yards...to-

taled 25 touches for 158 yards...**vs. Philadelphia (12/10):** Rushed 13 times for a team-leading 96 yards and two touchdowns...recorded three receptions for 39 yards...totaled 16 touches for 135 yards from scrimmage...eclipsed the 1,000 yard rushing mark for a second season...**at Seattle (12/17):** Totaled 24 touches for 180 yards from scrimmage and four touchdowns...rushed

21 times for a season-high 152 yards, a 7.2-yard average and three touchdowns...recorded three receptions for 28 yards and one touchdown...was the first Rams player in over a decade with four touchdowns in a single game...second player in franchise

history to have 1,800-plus scrimmage yards and 15-plus touchdowns in the team's first 14 games of a season...**at Tennessee (12/24):** Totaled 32 touches for 275 scrimmage yards, the third highest mark in franchise history in a single game...rushed 22

times for 118 yards...recorded 10 receptions for a career high 158 yards and two touchdowns including an 81-yard touchdown, the second-longest reception by a running back this season...became the third player in NFL history to have 100-plus rushing

yards and 150-plus receiving yards in a single game, joining Ollie Matson (1954) and Herschel Walker (1986)...**Wild Card vs. Atlanta (1/6/18):** Started at running back...rushed 14 times for 101 yards and a 7.2-yard average...had two long rushes of 26

and 33 yards...totalled four receptions for 10 yards.



2017 NFC Offensive Player of the Month: September & December

2017 NFC Offensive Player of the Week: Week 4, 15, 16

2,000-Plus Scrimmage Yards, 10-Plus Rushing TDs & 6-Plus Receiving TDs in a Single Season				
Player	Season	Scrim Yds	Rush TD	Rec TD
O.J. Simpson	1975 BUF	2,243	16	7
Marshall Faulk	2000 STL	2,189	18	8
Marshall Faulk	2001 STL	2,147	12	9
Todd Gurley II	2017 LA	2,093	13	6

**2016 SEASON:** Carried the ball 278 times for 885 yards and six rushing touchdowns...posted a new career-high in receiving yards (327)...**at Tampa Bay (9/25):** Rushed for 85 yards on 27 carries, and found the end zone twice...marked his third multi-touchdown game of his career...**at Arizona (10/2):** Carried the ball 17 times for 33 yards...recorded a career long 33-yard recep-

tion...finished with five receptions ...vs. **Buffalo (10/9)**: Recorded 23 carries for 72 yards...scored his first rushing touchdown in the Coliseum, his third of the season...caught three passes for 36 yards...totaled 108 yards from scrimmage...**at Detroit (10/16)**: Carried the ball 14 times for 58 yards, a 4.1-yard average...caught four passes for 39 yards for a total of 97 yards on 18 touches...**vs. Miami (11/20)**: Rushed for 76 yards on 20 carries...scored his fourth rushing touchdown of the season on his longest run of the year (24)...**at New Orleans (11/27)**: Rushed the ball 13 times for 50 yards...recorded longest reception of the season after hauling in a 31-yard reception from QB Jared Goff...finished with four receptions for 49 yards...**vs. Atlanta (12/11)**: Totaled 16 carries for 61 yards...scored his fifth rushing touchdown of the season on a three-yard rush...caught three passes for 22 yards...**vs. San Francisco (12/26)**: Carried the ball 23 times for 67 yards...scored his sixth rushing touchdown of the season...hauled in three receptions for 20 yards.

**2015 SEASON**: Played in 13 games and started 12...earned first Pro Bowl honor...finished the season leading the team in rushes (229) and rushing yards (1,108) and 10 touchdowns...finished the season third in rushing yards in the NFL...the last Rams running back to have at least 1,000 yards was Steven Jackson (1,045) in 2012...the last



Gurley's 566 rushing yards are the most in a player's 1st 4 NFL starts in the Super Bowl era

Gurley is the 1st rookie in NFL history to rush for 125+ yards in 4 consecutive games

Rams rookie running back to reach 1,000 was Jerome Bettis (1,429) in 1993...last time a Rams running back to have a rushing touchdown in at least five consecutive games was Marshall Faulk in Weeks 15-17 in '01 and Weeks 1-3

Gurley named NFL Offensive Rookie of the Month - October 2015

- Led the NFL averaging 144.3 rushing yards per game during Oct. Rushed for 433 yards and two touchdowns in three games
- Rushed for at least 125 yards in each contest. He is the first rookie in 10 years to rush for at least 125 yards in each of his first three starts (Cadillac Williams in 2005).
- Became the third player in NFL history to rush for at least 125 yards in three of his first four games to begin a career (Billy Sims in 1980 and Williams in 2005).
- Third Rams player to be named Rookie of the Month, joining QB Sam Bradford (October and November, 2010) and Eddie Kennison (October 1996).
- He is the first Rams RB to be named NFL Offensive Rookie of the Month.

in '02...recorded five 100-yard rushing games...one of three rookies since 1970 with 700-plus rushing yards in first six career starts (Adrian Peterson, Eric Dickerson)...**vs. Detroit (12/13)**: Started at running back...rushed 16 times for 140 yards and two touchdowns...marked his fifth 100-plus yard rushing game and second multi-touchdown game...notched three rushes for 20-plus yards, including a long of 49 yards...has amassed 975 rushing yards this season on 189 attempts for a 5.2-yard average...his 975 rushing yards rank fourth in the NFL, behind Adrian Peterson (1,251), Doug Martin (1,214), and Jonathan Stewart (989)...**vs. San Francisco (11/1)**: Made his fourth start at running back...rushed 20 times for 133 yards, a 6.7-yard average...has four rushes of 45-plus yards in his first four games as a starter (48 v CLE, 52 at AZ, 55 at GB, 71 v SF)...notched a 71-yard touchdown run, the longest rushing play of the season for the Rams and the fourth longest rush of the season in the NFL...marked his fourth consecutive game with 100-plus yards, last Rams rookie running back to do so was Jerome Bettis in 1993...in his first four career starts, he has rushed for 566 yards, the most yards by any NFL player in his first four starts who began career in Super Bowl era. Previously, the record was held by Billy Sims (539)...**vs. Cleveland (10/25)**: Started at running back...scored his first NFL touchdown on a 1-yard rush...added a second touchdown on a 16-yard rush...finished the day with 19 rushes for 128 yards, including a long of 48 yards...also had four receptions for 35 yards, to put his total yards at 163...marked his third consecutive 100-yard rushing game...the last Rams rookie running back to post 100-plus yards in three consecutive games was Eric Dickerson in 1983...**at Green Bay (10/11)**: Started at running back...notched his second-consecutive 100-yard rushing game...rushed 30 times for 159 yards, a 5.3-yard average, including a long rush of 55 yards...**at Arizona (10/4)**: Made his first NFL start...led the team in rushes (19) and rushing yards (146)...marked his first 100-yard rushing game of his career...notched a long rush of 52 yards.

**COLLEGE**: Notched 18 career 100 yard rushing games at Georgia, second most in school history...also had one 200 yard rushing game...scored 44 career touchdowns (36 rushing, six receiving, two kickoffs), which ranks second in school records behind Herschel Walker (52)...second in school history with 4,322 all-purpose yards and 3,285 rushing yards, trailing Walker (5,749)...one of only four Bulldogs to have 3,000-plus yards rushing in his career...established new school record with career 6.44 average gain per rush (old mark: 6.42, Charley Trippi, 1942, 1945-46)...voted team's offensive MVP for 2014 season...named to the Paul Hornung Award Honor Roll following his performances against Vanderbilt, Tennessee and Clemson during the 2014 season...also tapped three times for Athlon Sports National Player of the Week honors...earned SEC Offensive Player of the Weeks honors six times during his collegiate career...posted a career-high 208 rushing yards on 28 carries and two touchdowns vs. Tennessee (2014)...in 2012, became the second UGA true freshman (Walker in 1980) to rush for more than 1,000 yards...set Georgia freshman running back record with 17 rushing touchdowns, which is tied for third overall at UGA...tallied nine games with at least 100 yards rushing, which ranks tied for third in school history for a season.

**PERSONAL**: Attended Tarboro High School...earned North Carolina Associated Press Player of the Year honors for 2011...NCPreps.com 2A Player of the Year for 2011...SuperPrep All-Mid-Atlantic Team...ESPN.com fourstar prospect, No. 11 ranked running back, ranked No. 10 in state of North Carolina overall...ESPNHS North Carolina Magazine First Team All State...won three consecutive 2A State Championships at Tarboro High School...rushed for 242 yards and four touchdowns in 2011 State Championship game...as a senior totaled 2,600 yards and 38 touchdowns...played running back and safety during his junior season, totaling 1,472 rushing yards and 26 touchdowns, as well as 79 tackles, an interception, and a forced fumble...ran track for Team USA in Europe during the Spring and Summer of 2011...majored in pre-business...recipient of the Jack and Joy Davis Football Scholarship all three years of his Georgia career.

# TODD GURLEY NFL STATISTICS

REGULAR SEASON												
Year	Team	G/S	Rushing					Receiving				
			No	Yds	Avg	Lg	TD	Rec	Yds	Avg	Lg	TD
2015	RAMS	13/12	229	1,106	4.8	71t	10	21	188	9.0	31	0
2016	RAMS	16/16	278	885	3.2	24t	6	43	327	7.6	33	0
2017	RAMS	15/15	279	1,305	4.7	57t	13	64	788	12.3	80t	6
<b>TOTALS</b>		<b>44/43</b>	<b>786</b>	<b>3,296</b>	<b>4.2</b>	<b>71t</b>	<b>29</b>	<b>128</b>	<b>1,303</b>	<b>10.2</b>	<b>80t</b>	<b>6</b>

POSTSEASON												
Year	Team	G/S	Rushing					Receiving				
			No	Yds	Avg	Lg	TD	Rec	Yds	Avg	Lg	TD
2017	RAMS	1/1	14	101	7.2	33	0	4	10	2.5	4	0

# TODD GURLEY GAME-BY-GAME STATISTICS

2017 LOS ANGELES RAMS													
Game	W/L	P/S	Rushing					Receiving					
			Att	Yds	Avg	Lg	TD	Rec	Yds	Avg	Lg	TD	
IND 9/10	W	1/1	19	40	2.1	12	1	5	58	11.6	24	0	
WAS 9/17	L	1/1	16	88	5.5	18	1	3	48	16.0	28	1	
@SF 9/21	W	1/1	28	113	4.0	29	2	5	36	7.2	27	1	
@DAL 10/1	W	1/1	23	121	5.3	17	0	7	94	13.4	53t	1	
SEA 10/8	L	1/1	14	43	3.1	11	0	2	7	3.5	6	0	
@JAC 10/15	W	1/1	23	116	5.0	14	0	1	4	4.0	4	0	
ARI 10/22	W	1/1	22	106	4.8	18t	1	4	48	12.0	35	0	
@NYG 11/5	W	1/1	16	59	3.7	36	2	2	45	22.5	44	0	
HOU 11/12	W	1/1	11	68	6.2	34	0	6	68	11.3	43	0	
@MIN 11/19	L	1/1	15	37	2.5	8	1	3	19	6.3	11	0	
NO 11/26	W	1/1	17	74	4.4	14	0	4	54	13.5	31	0	
@ARI 12/2	W	1/1	19	74	3.9	14	0	6	84	14.0	33	0	
PHI 12/10	L	1/1	13	96	7.4	30	2	3	39	13.0	20	0	
@SEA 12/17	W	1/1	21	152	7.2	57t	3	3	28	9.3	14t	1	
@TEN 12/24	W	1/1	22	118	5.4	34	0	10	158	15.8	80t	2	
SF 12/31	L								Declared inactive				
<b>TOTALS</b>		11-5	15/15	279	1,305	4.7	57t	13	64	788	12.3	80t	6

POSTSEASON													
Game	W/L	P/S	Rushing					Receiving					
			Att	Yds	Avg	Lg	TD	Rec	Yds	Avg	Lg	TD	
ATL 1/6/18	L	1/1	14	101	7.2	33	0	4	10	2.5	4	0	
<b>TOTALS</b>		0-1	1/1	14	101	7.2	33	0	4	10	2.5	4	0

2016 LOS ANGELES RAMS													
Game	W/L	P/S	Rushing					Receiving					
			Att	Yds	Avg	Lg	TD	Rec	Yds	Avg	Lg	TD	
@SF 9/12	L	1/1	1	-5	-5.0	-5	0	17	47	2.8	10	0	
SEA 9/18	W	1/1	1	19	19.0	19	0	19	51	2.7	11	0	
@TB 9/25	W	1/1	1	-5	-5.0	-5	0	27	85	3.1	16	2	
@ARI 10/2	W	1/1	5	49	9.8	33	0	17	33	1.7	5	0	
BUF 10/9	L	1/1	3	36	12.0	24	0	23	72	3.1	16	1	
@DET 10/16	L	1/1	4	39	9.8	13	0	14	58	4.1	15	0	
NYG 10/23	L	1/1	6	35	5.8	20	0	15	57	3.8	8	0	
CAR 11/6	L	1/1	4	26	6.5	11	0	12	48	4.0	18	0	
@NYJ 11/13	W	1/1	1	8	8.0	8	0	21	64	3.0	13	0	
MIA 11/20	L	1/1	0	0	0.0	0	0	20	76	3.8	24t	1	
@NO 11/27	L	1/1	4	39	9.8	31	0	13	50	3.8	13	0	
@NE 12/4	L	1/1	2	9	4.5	7	0	11	38	3.5	9	0	
ATL 12/11	L	1/1	3	22	7.3	12	0	16	61	3.8	9	1	
@SEA 12/15	L	1/1	1	-2	-2.0	-2	0	14	38	2.7	22	0	
SF 12/24	L	1/1	3	20	6.7	9	0	23	67	2.9	11	1	
ARI 1/1/17	L	1/1	4	37	9.3	29	0	14	40	2.9	8	0	
<b>TOTALS</b>		4-12	16/16	43	327	7.6	33	0	278	885	3.2	24t	6

2015 ST. LOUIS RAMS													
Game	W/L	P/S	Receiving					Rushing					
			No	Yds	Avg	Lg	TD	Att	Yds	Avg	Lg	TD	
SEA 9/13	W												
@WSH 9/20	L												
PIT 9/27	L	1/0	1	5	5.0	5	0	6	9	1.5	4	0	
@ARI 10/4	W	1/1	2	15	7.5	8	0	19	146	7.7	52	0	
@GB 10/11	L	1/1	0	0	0.0	0	0	30	159	5.3	55	0	
CLE 10/25	W	1/1	4	35	8.8	24	0	19	128	6.7	48	2	
SF 11/1	W	1/1	3	13	4.3	15	0	20	133	6.7	71t	1	
@MIN 11/8	L	1/1	3	20	6.7	11	0	24	89	3.7	16	1	
CHI 11/15	L	1/1	3	44	14.7	31	0	12	45	3.8	9	1	
@BAL 11/22	L	1/1	0	0	0.0	0	0	25	66	2.6	7	1	
@CIN 11/29	L	1/1	1	11	11.0	11	0	9	19	2.1	8	0	
ARI 12/6	L	1/1	0	0	0.0	0	0	9	41	4.6	34	0	
DET 12/13	W	1/1	1	7	7.0	7	0	16	140	8.8	49	2	
TB 12/17	W	1/1	2	31	15.5	19	0	21	48	2.3	9	1	
@SEA 12/27	W	1/1	1	7	7.0	7	0	19	85	4.5	20	1	
@SF 1/3	L								Declared inactive				
<b>TOTAL</b>		7-9	13/12	21	188	9.0	31	0	229	1,108	4.8	71t	10



# 54 | BRYCE HAGER

Position:	Linebacker
Ht./Wt.	6-1/237
Birth Date:	5/4/92
College:	Baylor
Hometown:	Austin, Texas
Experience:	3rd year (3rd Rams)
Acquired:	D7A-2015 (224th)

Career GP/GS (Playoffs): 48/1 (1/0)



**TRANSACTIONS:** Selected by the Rams in the seventh round (224th overall) of the 2015 NFL Draft (5/2/15).

**PRO:** Third-year pro... has played in every game of his NFL career...recorded 21 special teams tackles in his first 48 NFL games... a standout special teams performer.

**2017 SEASON:** Played in all 16 games of the regular season and one postseason...saw action at linebacker and served as a contributor on special teams...notched a career-high 11 tackles (eight solo), one sack, one pass defended, and one forced fumble...

**at Arizona (12/3):** Saw action at linebacker for an injured Alec Ogletree and on special teams...recorded four tackles (one solo), one pass defended, and his first career sack...**at Seattle (12/17):** Saw action at linebacker and special teams...recorded two solo tackles on defense...

**vs. San Francisco (12/31):** Started at linebacker and played on special teams...notched four solo tackles...

**Wild Card vs. Atlanta (1/6/18):** Saw action at linebacker...recorded one tackle and one forced fumble on special teams.

**2016 SEASON:** Served as a major contributor on special teams...finished second on the team with 10 special teams tackles...**at Tampa Bay (9/25):** Saw action at linebacker, and recorded one special teams tackle...

**at Arizona (10/2):** Recorded two special teams tackles...**at Detroit (10/16):** Saw action at linebacker and recorded a tackle on special teams...**vs. New York Giants (10/23):** Recorded two special teams tackles...

**vs. Carolina (11/6):** Registered one special teams tackle...**at New York Jets (11/13):** Tallied one special teams tackle...**at New England (12/4):** Recorded one special teams tackle...**at Seattle (12/15):** Recorded his first pass defended of his career...

**vs. San Francisco (12/26):** Racked up his 10th special teams tackle of the season.

**2015 SEASON:** Played in 16 games...saw action on special teams and made seven tackles...**at Baltimore (11/22):** Saw action on special teams...tallied two tackles...**vs. Seattle (9/13):** Made his NFL debut...saw action on special teams and make one tackle.

**COLLEGE:** All-American linebacker and three-time All-Big 12 honoree...made 322 career tackles, 24 for loss and 26 quarterback hurries...member of winningest class in school history, in five seasons with program...part of school-record five straight bowl teams, two conference championships (2013 & 2014 Big 12 titles), two bowl wins in four seasons of play following redshirt year - 26-1 home record (40-12 overall)...started 32 of 48 career games as three-year starting linebacker and quarterback of the defense...named All-America as senior and All-Big 12 in 2012, 2013 and 2014...led Big 12 in tackles (9.5 per game) in 2012...selected second team by AP, coaches, ESPN, Athlon, Phil Steele and Waco Tribune-Herald...elected 2013 Lott IMPACT Trophy quarterfinalist...scored first career touchdown on 91-yard fumble return (second longest in BU history) in win over Buffalo...served as a redshirt freshman in 2011...was a true freshman in 2010.

**PERSONAL:** All-state linebacker/running back from Westlake High School in Austin, Texas...named first-team AP Class 5A linebacker as senior in 2009 after leading WHS to 13-3 record, DI state runner-up finish and No. 3 final ranking...named 2009 District 25-5A Defensive MVP...totaled 158 tackles, 15 tackles-for-loss, eight sacks, one interception, four quarterback pressures and seven pass breakups as senior...also credited with 13 rushing touchdowns in 2009...totaled 59 tackles and two interceptions as junior in 2008 in first season as starter on 9-5 Westlake squad...earned 2008 first-team All-District 25-5A honors at linebacker...also had 250 rushing yards and 116 receiving yards as junior...son of Britt and Bridgette Hager...born in Austin, Texas...father, Britt, is former Texas All-American and played linebacker with the Philadelphia Eagles, Denver Broncos and St. Louis Rams...graduated in December 2014 with Bachelor's degree in health, human performance and recreation studies.





# 79 | ROB HAVENSTEIN

Position:	Tackle
Ht./Wt.:	6-8/328
Birth Date:	5/13/92
College:	Wisconsin
Hometown:	Mt. Airy, Md.
Experience:	3rd year (3rd Rams)
Acquired:	D2-2015 (57th)

Career GP/GS (Playoffs): 43/43 (1/1)



**TRANSACTIONS:** Selected by the Rams in the second round (57th overall) of the 2015 NFL Draft (5/1/15).

**PRO:** Third-year pro...has started in all 43 career games in which he saw action at tackle.

**2017 SEASON:** Started 15 games of the regular season and one postseason at right tackle ...was a part of an offensive line that allowed QB Jared Goff to post the fourth-highest passer rating (100.5) in a single season in franchise history...**at Jacksonville (10/15):** Started at right tackle... was part of an offensive unit that allowed RB Todd Gurley to rush for his third 100-plus yard game of the season...**vs. Houston (11/12):** Started at right tackle...was a part of an offensive unit that gained 443 total net yards...**vs. New Orleans (11/26):** Started at right tackle...was apart of an offensive unit that allowed QB Jared Goff to throw for 354 yards, the second-highest single game output of his career...**at Arizona (12/3):** Started at right tackle...was part of an offensive unit that allowed QB Jared Goff to throw for 220 yards and eclipse the 3,000 yard mark this season...**vs. Philadelphia (12/10):** Started at right tackle...was part of an offensive unit that allowed RB Todd Gurley to eclipse the 1,000 yard rushing mark...**at Seattle (12/17):** Started at right tackle...was part of an offensive line that helped the offense rush for a season-high 244 yards and three rushing touchdowns...**at Tennessee (12/24):** Started at right tackle...was part of an offensive line that helped RB Todd Gurley record a career high 158 receiving yards and two touchdowns...**Wild Card vs. Atlanta (1/6/18):** Started at right tackle...was a part of an offensive unit that allowed RB Todd Gurley to post his seventh 100-plus yard game of the season.

**2016 SEASON:** Started 15 games at right tackle...**at Tampa Bay (9/25):** Started at right tackle, and contributed to two rushing touchdowns...**at Detroit (10/16):** Started at right tackle...helped block for the offense to put up three touchdowns...**at New Orleans (11/27):** Started at right tackle...allowed time for QB Jared Goff to throw three first half touchdowns.

**2015 SEASON:** Started 13 games, missed three due to injury...earned PFWA All-Rookie honors..**vs. Tampa Bay (12/17):** Helped block for 319 net yards and three touchdowns...**vs. Detroit (12/13):** Opened up running lanes for RB Todd Gurley to rush for 140 yards and two touchdowns...**vs. San Francisco (11/1):** Part of an offensive line that did not allow a sack on QB Nick Foles...**vs. Cleveland (10/25):** Helped block for RB Todd Gurley to rush for 120-plus yards for the third consecutive week...**at Arizona (10/4):** Helped block for QB Nick Foles to throw three touchdowns...**vs. Seattle (9/13):** Started at right tackle in his NFL debut...helped block for the offense to produce 297 receiving yards.

**COLLEGE:** Played four years at Wisconsin...earned First-team All-America (AFCA), second-team All-America (FWAA, Sporting News, USA Today), first team All-Big Ten (consensus), and Big Ten Sportsmanship Award following 2014 senior season...matched school record with 54 career games played...started 42 games in his career, including 41 straight at right tackle over his final three seasons...anchored an offensive line that led the way for two of the three best single season rushing performances in school history at 283.8 yards per game in 2013 and a school-record 320.1 yards per game in 2014...Badgers also set a school record for total offense at 480.8 yards per game in 2013...blocked for three 1,000-yard rushers in Montee Ball, Melvin Gordon and James White, three of the top five rushers in school history...Badgers went 39-16 in his career, matching the second-highest win total by a UW senior class...earned Second-team All-Big Ten (coaches), All-Big Ten honorable mention (media) in 2013...redshirted in 2010.

**PERSONAL:** Ranked by ESPN/Scouts Inc. as the No. 33 offensive tackle in the country, by Scout as No. 42 and by Rivals as No. 43...top offensive tackle in Maryland (ESPN/Scouts Inc.) and ranked as 17th-best player in Maryland by Rivals...as a senior, named first-team all-state and all-area...served as team captain as a senior ... as a junior, named first-team all-state, all-metro and all-area...as a sophomore, named second-team all area...won letters in football and basketball...named to honor roll all four years and was member of National Honor Society as a senior.

**HAVENSTEIN'S Career GP/GS (Playoffs):** RAMS 2017 (15/15), Postseason (1/1), 2016 (15/15), 2015 (13/13). **Career GP/GS (Playoffs): 43/43 (1/1).**



# 6 | JOHNNY HEKKER

Position:	Punter
Ht./Wt.:	6-5/241
Birth Date:	2/8/90
College:	Oregon State
Hometown:	Bothell, Wash.
Experience:	6th year (6th Rams)
Acquired:	FA-2012

Career GP/GS (Playoffs): 96/0 (1/0)



**TRANSACTIONS:** Signed a two-year contract extension with the Rams (9/11/17)...re-signed with the Rams (12/5/14)...signed with the Rams as an undrafted rookie free agent (4/30/12).

**PRO:** Sixth-year pro earned All-Pro honors following 2013, 2014, 2015, 2016 and 2017 seasons...earned four Pro Bowl honors in 2015, 2016, 2017 and 2018...set an NFL record in 2016 with the most punts downed inside the 20-yard line (50)... in 2014, finished second in the league with 33 punts downed inside the 20...converted a two-point conversion and completed two passes on fake punts...



Hekker earned First-Team All-Pro honors in 2013 (1st), 2014 (2nd), 2015 (1st), 2016 (1st), & 2017 (1st)

...making him 5-of-6 in his three NFL seasons...earned his first Pro Bowl appearance for his 2013 performance...became the first Rams punter since 1985 (Dale Hatcher) to be named to the Pro Bowl...recorded the highest single-season net average (44.2) in NFL history...tallied most punts in Rams franchise history with 450 career punts.

**2017 SEASON:** Punted 65 times for 3,113 yards a 47.9-yard average...tallied four touchbacks and placed 30 punts inside the 20-yard line...**vs. Washington (9/17):**

Punted four times for 182 yards for a 45.5-yard average and 42.3-yard net average...placed one punt inside the 20-yard line... completed a pass to rookie WR Josh Reynolds for 28 yards on fourth down...**at Jacksonville (10/15):** Punted seven times for 322 yards...a 46.0-yard average and 43.1-yard net average...placed four punts inside the 20-yard line and had a long of 67 yards...**vs. Arizona (10/22):** Punted two times for 119 yards...a 59.5 average and 55.0 net average... had a long of 65 yards...placed two punts inside the 20-yard line...**vs. Houston (11/12):** Punted four times for 205 yards...a 51.3-yard average and 42-yard net average...completed a pass to WR Pharoh Cooper for six yards on fourth down...**vs. Philadelphia (12/10):** Punted five times for 282 yards...a 56.4 average and 50.2 net average...placed three punts inside the 20 yard line...had a long of 64 yards...**vs. San Francisco (12/31):** Punted seven times for 341 yards...a 48.7 average and 44.1 net average...placed two punts inside the 20-yard line...**Wild Card vs. Atlanta (1/6/18):** Punted five times for 218 yards for a 43.6-yard average and 42.8-yard net average... had a long of 66 yards, a new postseason franchise record.



**2016 SEASON:** Set new career-highs in punt yardage (4,680), punts inside the 20-yard line (51), net yardage (4,508), and net punt average (46.0), all leading the NFL...booted a career-long 78-yard punt, which tied for the longest punt of the season...allowed only one touchback the entire year...voted team captain by peers...**at San Francisco (9/13):** Tallied 431 yards on 10 punts, while averaging 43.1 yards a punt...netted a punt total of 42.0 per

Hekker earned NFC Special Teams Player of the Month - October 2015  
- Averaged 48.3 yards per punt with a net avg. of 44.3 yards  
- Eight of his 16 punts during the month traveled at least 50 yards  
- Placed six punts inside the 20-yard line, including four punts that were downed at the 10-yard line or closer  
- Joins Sean Landeta as the only Rams punters to win Special Teams Player of the Month.

kick, downing four of them inside the 20-yard line...**vs. Seattle (9/18):** Totaled 237 yards on six punts, all downed inside the opponent's 20-yard line, for a 39.5-yard average and net average...**at Tampa Bay (9/25):** Punted five times for 256 yards, averaging 51.2 yards per punt...his longest was a 64-yard boot...**at Arizona (10/2):** Recorded six punts without any touchbacks, continuing his streak of zero touchbacks this season...Hekker leads the NFL in most punts inside the 20-yard line, with 15...**vs. Buffalo (10/9):** Punted two times for 109 yards, averaging 54.5 yards a punt, and had a net average of 55.5 yards...still has not allowed a touchback this season...**vs.**

**Most Punts Downed Inside 20-Yard Line (Season)**

1. Johnny Hekker/Rams: 50 (2016)
2. Dave Zastudil/Cardinals: 46 (2012)
3. Dustin Colquitt/Chiefs: 45 (2012)

**New York Giants (10/23):** Booted seven punts (six inside the 20-yard line) for 320 yards, averaging 45.7 per kick...has 40 consecutive punts without a touchback, the longest current streak in the NFL...**vs. Carolina (11/6):** Recorded a then career-long punt of 75 yards which was the third longest punt in the NFL this season... punted five times for 243 yards for an average of 48.6-yards per kick...tallied his first touchback of the season and placed two punts inside the 20-yard line...**at New York Jets (11/13):** Punted seven times for 362 yards, averaged 51.7 yards a kick...recorded the fourth longest punt in franchise history with a career-long 78-yard punt...the third longest punt in franchise history is 80 yards, which is shared by P Donnie Jones and Parker Hall...**vs. Miami (11/20):** Booted eight punts (five inside the 20-yard line) for 364 yards...averaged 45.5 yards a kick...only allowed one return for one yard...placed five punts inside the 20-yard line...**at New England (12/4):** Booted eight punts (five inside the 20-yard line), averaging 53.8 yards a kick...recorded a net average of 52.9 yards...his

longest came on a 76 yard kick...**vs. Atlanta (12/11)**: Booted seven punts for 340 yards, averaging 48.6 yards a kick...placed six punts inside the 20-yard line giving him 46 for the year, tying Dave Zastudil (2012) for the NFL record...**at Seattle (12/15)**: Punted four times for 216 yards, with a 54-yard average and a 50-yard net average...registered a long 66-yard punt...**vs. San Francisco (12/26)**: Punted eight times for 368 yards, averaging 46 yards a kick...set the NFL single-season record for most punts downed inside the 20-yard line (50)...**vs. Arizona (1/1)**: Booted seven punts for 337 yards, giving him a new career-high in single season punts (98)...averaged 48.1 yards a kick and a net average of 44.4 yards...kicked his third punt of the season over 70 yards (73).

**2015 SEASON**: Punted 96 times for 4,601 yards a 47.9-yard average...tallied six touchbacks and placed a career-high 41 punts inside the 20-yard line...led the NFL rankings in net punting average (43.7) and punts downs inside the opponents' 20-yard line...**vs. Tampa Bay (12/17)**: Punted five times for 220 yards, a 44-yard average and 44-yard net average...placed three punts inside the 20-yard line...**vs. Detroit (12/13)**: Punted six times for 284 yards for a 47.3-yard average and 45.5-yard net average...placed four punts inside the 20-yard line and had a long of 61 yards...**vs. Arizona (12/6)**: Punted eight times for 436 yards, a 54.5-yard average and 48.3-yard net average...placed five punts inside the 20-yard line and had a long of 68 yards...also handled kickoff duties in addition to punting and tallied two kickoffs...**vs. Chicago (11/15)**: Punted six times for 296 yards, a 49.3-yard average, 47.8-yard net and placed three punts inside the 20-yard line...tallied a long punt of 60 yards...**vs. San Francisco (11/1)**: Tallied a long punt of 60 yards, his longest of the season...finished with eight punts for 436 yards, a 54.5-yard average and 49.8-yard net, and placed three punts inside the 20-yard line...**vs. Cleveland (10/25)**: Punted five times for 244 yards for a 48.8-yard average and 48.0-yard net...place three punts inside the 20-yard line and had a long of 56 yards...**at Green Bay (10/11)**: Completed a 20-yard pass to S Cody Davis on a fake punt conversion...marked his second-longest pass completion of his career...punted four times for 181 yards...placed one punt inside the 20-yard line and had a long of 51 yards...**4 at Arizona (10/4)**: Punted seven times for 348 yards, a 49.7-yard average and 45.1-yard net...had a long punt of 57 yards...**at Washington (9/20)**: Punted eight times for 381 yards, a 47.6-yard average and 46.1-yard net...tallied a long of 53 yards and placed four punts inside the 20-yard line.

**2014 SEASON**: Finished the season with a 46.5-yard gross average for eighth in the league and registered the fourth best single-season total in Rams history...**vs. Seattle (10/19)**: Connected with RB Benny Cunningham on an 18-yard pass in punt formation to convert a fourth-and-3 on the St. Louis 18-yard line with 2:55 left to play...marked his fifth career pass, first of the season...punted three times for 153 yards, a 44.7-yard average...**at Kansas City (10/26)**: Punted six times for 324 yards, a 54.0-yard average...tallied a long of 60 yards...**at Arizona (11/9)**: Punted seven times for 305 yards, a 43.6-yard average...**at San Diego (11/23)**: Connected with WR Stedman Bailey on an 19-yard pass in punt formation to convert a fourth-and-4...marked his sixth career pass, second of the season...punted four times for 178 yards, a 44.5-yard average...tallied a long of 57 yards...**vs. Oakland (11/30/14)**: Punted six times for 275 yards, a 45.8-yard average...tallied a long of 60 yards...**at Washington (12/7/14)**: Connected with TE Cory Harkey for a two-point conversion... punted four times for 174 yards, a 43.5-yard average...tallied a long of 61 yards...

**2013 SEASON**: Earned Pro Bowl and First-Team All-Pro honors after recording the highest single-season net average (44.2) in NFL history...finished with a 46.3-yard gross average for 10th in the league and was the fourth best single-season total in Rams history...opponents averaged just 2.6 yards per return, the best total in the NFL in 2013...also added two special teams tackles...**vs. Arizona (9/8)**: Punted three times for 147 yards...placed one inside the 20-yard line and had one touchback...only one punt was returned and it went for a 1-yard gain...**vs. San Francisco (9/26)**: Notched a career-high 11 punts for 490 yards...averaged 44.5 yards per punt and registered a long of 60 yards...placed six punts inside the 20-yard line and one touchback...**vs. Jacksonville (10/6)**: Punted seven times for 286 yards, a 40.9-yard average and 40.1-yard net...placed two punts inside the 20-yard line and tallied a long of 56 yards...**at Houston (10/13)**: Punted three times for 135 yards...placed one punt inside the 20-yard line...**at Carolina (10/20)**: Punted four times for 159 yards...**vs. Tennessee (11/3)**: Punted five times for 242 yards for a 48.4-yard average and 46.8-yard net average...he placed one punt inside the 20-yard line and had a long of 57 yards...**at Indianapolis (11/10)**: Punted five times for 242 yards, including a long of 61 yards...averaged 48.4 yards per punt, a 43.4 net average...**vs. Chicago (11/24)**: Punted two times for 97 yards...his 43.7 net average leads the NFL...**at San Francisco (12/1)**: Punted five times for 244 yards, including a long of 54 yards...registered an average of 48.8 yards, a 47.8 yard net...continues to lead the NFL in net average (44.0)...**at Arizona (12/8)**: Punted five times for 257 yards, a 51.4 yard average and 42.8-yard net average...tallied two touchbacks and a long of 64 yards...**vs. New Orleans (12/15)**: Punted four times for 167 yards, a 41.8-yard average and 41.8-yard net average...registered a long of 52 yards and placed two punts inside the 20-yard line...continues to lead the NFL in net punting average (43.8)...added one special teams tackle...**vs. Tampa Bay (12/22)**: Punted two times for 88 yards for a 44-yard average and 44-yard net average...**at Seattle (12/29)**: Punted seven times for 337 yards, a 48.1 average and 48.4 yard net average.

**2012 SEASON**: Finished his first NFL campaign with a 45.8-yard gross average and a net average of 39.9 yards per attempt...both of those numbers are the fourth best for a season in Rams history...**at Detroit (9/9)**: Punted five times for 241 yards, a 48.2-yard average and 37.6-yard net...placed one punt inside the 20-yard line and recorded a long of 57 yards...**vs. Washington (9/16)**: Punted three times for 163 yards, a 54.3-yard average and 48.7-yard net, placed one inside the 20-yard line and had a long of 66 yards...**at Chicago (9/23)**: Punted six times for 279 yards, a 46.5-yard average and a long of 56 yards...ranked third in the NFC in punting average with a 48.8 average in three games...**vs. Seattle (9/30)**: Threw a two-yard touchdown pass to WR Danny Amendola on a fake field goal play...no Rams punter has thrown a touchdown pass since the merger...punted four times for 156 yards, a 39-yard average and 38.8-yard net...placed one inside the 20...**vs. Arizona (10/4)**: Punted a season-high seven times for 398 yards, including a season-long of 68 yards...averaged 56.9 yards per punt, setting a franchise single-game record...placed three punts inside the 20-yard line...also made one special teams tackle...**at Miami (10/14)**: Punted three times for 135 yards with a long of 56 yards...averaged 45 yards per punt with a 38.3 net...placed two inside the 20-yard line...**vs. Green Bay (10/21)**: Punted two times for 99 yards, a 49.5-yard average and 42-yard net...tallied a long of 55 yards...**vs. New England (10/28)**: Punted four times for 195 yards, a 48.8-yard average and 44.8-yard net...placed one kick inside the 20 and tallied a long of 50 yards...**at San Francisco (11/11)**: Threw a 21-yard completion to S Rodney McLeod on fourth-and-four from the St. Louis



10-yard line with :49 left in the half on a fake punt...marked his second pass completion this season and McCleod's first career reception...on a second fake punt, completed a 19-yard pass to TE Lance Kendricks...the play pushed his passing totals to two-for-two for 40 yards on the day, and also marks his third completion this season...punted four times for 147 yards for a 36.8-yard average, 31-yard net and placed one inside the 20-yard line...**vs. New York Jets (11/18):** Punted five times for 251 yards, a 50.2-yard average, 44.4-yard net...placed one inside the 20-yard line and had a long of 57 yards...**at Arizona (11/25):** Punted six times for 260 yards, a 43.3-yard average and 33.5-yard net...tallied a long of 48 yards and placed one inside the 20-yard line...**vs. San Francisco (12/2):** Punted a season-high nine times for 388 yards for a 43.1-yard average and 42.4-yard net...tallied a long of 63 yards and placed three punts inside the 20-yard line...**at Buffalo (12/9):** Punted eight times for 302 yards, a 37.8-yard average and 32.3-yard net...placed two punts inside the 20-yard line and tallied a long of 50 yards...**vs. Minnesota (12/16):** Punted four times for 164 yards...placed one punt inside the 20-yard line and had a long of 55 yards...**at Tampa Bay (12/23):** Punted seven times for 335 yards, a 47.9-yard average and 46.9-yard net. Hekker placed two punts inside the 20-yard line and tallied a long of 57 yards...**at Seattle (12/30):** Punted five times for 243 yards and finished with a net average of 40.2 yards and a gross average of 48.6 yards.

**COLLEGE:** Four-year starter, finished his career as one of Oregon State's most prolific punters in history...the third-best career punt yardage average at OSU at 41.3 yards per punt...set the single-game school record with a 52.5-yard average (6-315) at Utah in 2011...earned College Football Performance Award Punter of the Week...semi-finalist for the Ray Guy Award in 2009...52 career punts of 50+ yards, including 17 as a senior in 2011 when he had six different games with at least one punt of 60+ yards...earned Pac-12 Conference honorable mention...87 career punts downed inside the 20-yard line ...named the Sun Bowl Special Teams MVP in 2008 after averaging 45 yards on 10 punts...also the holder on placekicks for three years...two-time Pac-10 All-Academic selection.

**PERSONAL:** Has a degree in general science...serves as the Rams' Ambassador for "Fuel Up To Play 60," the joint NFL-National Dairy Council Health and Wellness program for students...served as the state ambassador for Special Olympics in Illinois and Missouri...also on the board for Team Activities for Special Kids (TASK), a year-round instructional sports program that provides athletic and social opportunities to kids with special needs...serves as a Waterboys Ambassador, which supports providing clean, accessible drinking water to rural communities in East Africa.

# JOHNNY HEKKER NFL STATISTICS

## REGULAR SEASON

Year	Team	Punting		Yds	Avg	Opp	Ret	Net	TB	I20	Lg	Blk
		G	No			Ret	Yds	Yds				
2012	RAMS	16	82	3,756	45.8	41	402	3,274	4	22	68	0
2013	RAMS	16	78	3,609	46.3	30	79	3,450	4	19	64	0
2014	RAMS	16	80	3,721	46.5	28	192	3,429	5	33	61	1
2015	RAMS	16	96	4,601	47.9	40	289	4,192	6	41	68	0
2016	RAMS	16	98	4,680	47.8	35	152	4,508	1	51	78	0
2017	RAMS	16	65	3,113	47.9	25	152	2,881	4	30	70	0
<b>TOTALS</b>		96	499	23,480	47.1	199	1,266	21,734	24	196	78	1

## Passing

Year	Team	Att.	Cmp	Pct.	Yds	Yds/Att	TD	Int	Lg	Sk-Yds	Rtg.
2012	RAMS	3	3	100.0	42	14.0	1	0	21	0-0	158.3
2013	RAMS	1	0	0.0	0	0.0	0	0	0	0-0	39.6
2014	RAMS	2	2	100.0	37	18.5	0	0	19	0-0	118.8
2015	RAMS	4	1	25.0	20	5.0	0	0	20	0-0	47.9
2016	RAMS	2	1	50.0	4	2.0	0	0	4	0-0	56.3
2017	RAMS	3	2	66.7	34	11.3	0	0	28	0-0	104.9
<b>Total</b>		15	9	60.0	137	9.1	1	0	28	0-0	112.4

## POSTSEASON

Year	Team	G	No	Yds	Avg	Opp Ret	Ret Yds	Net Yds	TB	I20	Lg	Blk
2017	RAMS	1	5	218	43.6	1	4	214	0	5	66	0

**ADDITIONAL CAREER STATISTICS:** Threw one touchdown pass to WR Danny Amendola vs. Seattle (9/30/12), Connected with TE Cory Harkey for a two-point conversion...connected with RB Benny Cunningham on an 18-yard pass in punt formation to convert a fourth-and-3 on the St. Louis 18-yard line (10/19/14)...connected with WR Stedman Bailey on an 19-yard pass in punt formation to convert a fourth-and-4 (11/23/14)...connected with S Cody Davis for 20-yard reception to convert a fourth-and-2 at Green Bay (10/11/15)...connected with RB Chase Reynolds for a four-yard reception to convert a fourth-and-one vs. Arizona (1/1/17)

**Special teams tackles:** 2012 (1), 2013 (1), 2015 (1), 2017 (1).

### SINGLE GAME HIGHS

Punts – 11, vs. San Francisco (9/26/13)  
 Long – 78, at New York Jets (11/13/16)  
 Yards – 490, vs. San Francisco (9/26/13)

# JOHNNY HEKKER GAME-BY-GAME STATISTICS

### 2017 LOS ANGELES RAMS

Game	W/L	No	Yds	Avg	Opp Ret	Opp Yds	Net Yds	Net Avg	TB	I20	Lg	Blk
IND 9/10	W	5	218	43.6	3	0	218	43.6	0	5	47	0
WAS 9/17	L	4	182	45.5	2	13	169	42.3	0	1	55	0
@SF 9/21	W	2	113	56.5	2	9	104	52.0	0	0	64	0
@DAL 10/1	W	2	108	54.0	1	0	108	54.0	0	2	62	0
SEA 10/8	L	3	136	45.3	1	10	126	42.0	0	0	62	0
@JAC 10/15	W	7	322	46.0	1	0	302	43.1	1	4	67	0
ARI 10/22	W	2	119	59.5	1	9	110	55.0	0	2	65	0
@NYG 11/5	W	2	75	37.5	0	0	75	37.5	0	1	38	0
HOU 11/12	W	4	205	51.3	1	17	168	42.0	1	0	55	0
@MIN 11/19	L	6	254	42.3	1	9	245	40.8	0	4	56	0
NO 11/26	W	3	138	46.0	0	0	138	46.0	0	3	50	0
@ARI 12/2	W	4	207	51.8	2	12	195	48.8	0	0	70	0
PHI 12/10	L	5	282	56.4	3	11	251	50.2	1	3	64	0
@SEA 12/17	W	5	213	42.6	2	18	195	39.0	0	2	49	0
@TEN 12/24	W	4	200	50.0	2	12	168	42.0	1	1	57	0
SF 12/31	L	7	341	48.7	3	32	309	30.9	0	2	58	0
<b>TOTALS</b>	11-5	65	3,113	47.9	25	152	2,881	44.3	4	30	70	0
<b>POSTSEASON</b>												
ATL 1/6/18	L	5	218	43.6	1	4	214	42.8	0	5	66	0
<b>TOTALS</b>	0-1	5	218	43.6	1	4	214	42.8	0	5	66	0

### 2016 LOS ANGELES RAMS

Game	W/L	No	Yds	Avg	Opp Ret	Opp Yds	Net Yds	Net Avg	TB	I20	Lg	Blk
@SF 9/12	L	10	431	43.1	2	11	420	42.0	0	4	54	0
SEA 9/18	W	6	237	39.5	0	0	237	39.5	0	6	52	0
@TB 9/25	W	5	256	51.2	2	26	230	46.0	0	2	64	0
@ARI 10/2	W	6	277	46.2	3	23	254	42.3	0	3	55	0
BUF 10/9	L	2	109	54.5	2	-2	111	55.5	0	1	57	0
@DET 10/16	L	2	94	47.0	1	4	90	45.0	0	0	54	0
NYG 10/23	L	7	320	45.7	4	11	309	44.1	0	6	58	0
CAR 11/6	L	5	243	48.6	0	0	223	44.6	1	2	75	0
@NYJ 11/13	W	7	362	51.7	4	10	352	50.3	0	4	78	0
MIA 11/20	L	8	364	45.5	1	1	363	45.4	0	5	61	0
@NO 11/27	L	6	294	49.0	2	8	286	47.7	0	2	68	0
@NE 12/4	L	8	430	53.8	6	7	423	52.9	0	5	76	0
ATL 12/11	L	7	340	48.6	0	0	340	48.6	0	6	57	0
@SEA 12/15	L	4	216	54.0	2	16	200	50.0	0	0	66	0
SF 12/24	L	8	368	46.0	2	9	359	44.9	0	4	53	0
ARI 1/1/17	L	7	336	48.1	4	26	311	44.4	0	1	73	0
<b>TOTALS</b>	4-12	98	4,680	47.8	35	152	4,508	46.0	1	51	78	0

# JOHNNY HEKKER GAME-BY-GAME STATISTICS CONTINUED

## 2015 ST. LOUIS RAMS

Game	W/L	No	Yds	Avg	Opp Ret	Opp Yds	Net Yds	Net Avg	TB	I20	Lg	Blk
SEA 9/13	W	3	142	47.3	2	63	79	26.3	0	0	55	0
@WSH 9/20	L	8	381	47.6	5	12	381	46.1	0	4	52	0
PIT 9/27	L	4	170	42.5	0	0	150	37.5	1	2	50	0
@ARI 10/4	W	7	348	49.7	5	32	316	45.1	0	2	57	0
@GB 10/11	L	4	181	45.3	2	9	152	38.0	1	1	51	0
CLE 10/25	W	5	244	48.8	2	4	240	48.0	0	3	56	0
SF 11/1	W	8	436	54.4	5	38	398	49.8	0	4	60	0
@MIN 11/8	L	8	372	46.5	4	40	332	41.5	0	2	63	0
CHI 11/15	L	6	296	49.3	3	9	287	47.8	0	3	60	0
@BAL 11/22	L	8	367	45.9	3	5	342	42.8	1	4	63	0
@CIN 11/29	L	5	225	45.0	2	16	189	37.8	1	1	56	0
ARI 12/6	L	8	436	54.5	3	30	386	48.3	1	5	68	0
DET 12/13	W	6	284	47.3	2	11	273	45.5	0	4	61	0
TB 12/17	W	5	220	44.0	0	0	220	44.0	0	3	49	0
@SEA 12/27	W	6	240	40.0	2	20	220	36.7	0	2	50	0
@SF 1/3	L	5	259	51.8	0	0	239	47.8	1	1	68	0
<b>TOTAL</b>	<b>7-9</b>	<b>96</b>	<b>4,601</b>	<b>47.9</b>	<b>40</b>	<b>289</b>	<b>4,192</b>	<b>43.7</b>	<b>6</b>	<b>41</b>	<b>68</b>	<b>0</b>

## 2014 ST. LOUIS RAMS


Game	W/L	No	Yds	Avg	Opp Ret	Opp Yds	Net Yds	Net Avg	TB	I20	Lg	Blk
MIN 9/7	L	6	279	46.5	1	6	273	45.5	0	2	57	0
@TB 9/14	W	2	98	49.0	1	0	98	49.0	0	1	53	0
DAL 9/21	L	1	24	24.0	0	0	24	24.0	0	1	24	0
PHL 10/5	L	4	166	41.5	1	23	143	28.6	0	2	56	1
SF 10/13	L	8	351	43.9	5	29	322	40.3	0	2	56	0
SEA 10/19	W	3	153	51.0	2	19	134	51.0	0	1	56	0
@KC 10/26	L	6	324	54.0	4	27	277	46.2	1	1	60	0
@SF 11/2	W	6	281	46.8	1	12	249	41.5	1	2	60	0
@ARI 11/9	L	7	305	43.6	1	8	277	39.6	1	2	57	0
DEN 11/16	W	6	260	43.3	1	0	260	43.3	0	4	54	0
@SD 11/23	L	4	178	44.5	1	0	178	44.5	0	2	57	0
OAK 11/30	W	6	275	45.8	2	4	251	41.8	1	3	60	0
@WAS 12/7	W	4	174	43.5	2	3	171	42.8	0	3	61	0
ARI 12/11	L	8	404	50.5	4	54	350	43.8	0	3	59	0
NYG 12/21	L	4	202	50.5	0	0	182	45.5	0	3	56	0
@SEA 12/28	L	5	247	49.4	2	7	240	48.0	1	1	55	0
<b>TOTAL</b>	<b>6-10</b>	<b>80</b>	<b>3,721</b>	<b>46.5</b>	<b>28</b>	<b>192</b>	<b>3,429</b>	<b>42.3</b>	<b>5</b>	<b>33</b>	<b>61</b>	<b>1</b>

## 2013 ST. LOUIS RAMS

Game	W/L	No	Yds	Avg	Opp Ret	Opp Yds	Net Yds	Net Avg	TB	I20	Lg	Blk
ARI 9/8	W	3	147	49.0	1	1	126	42.0	1	1	55	0
@ATL 9/15	L	6	298	49.7	2	4	294	49.0	0	0	63	0
@DAL 9/22	L	5	238	47.6	4	16	222	44.4	0	0	57	0
SF 9/26	L	11	490	44.5	1	0	470	42.7	1	6	60	0
JAC 10/6	W	7	286	40.9	4	5	281	40.1	0	2	56	0
@HOU 10/13	W	3	135	45.0	2	6	129	43.0	0	1	47	0
@CAR 10/20	L	4	159	39.8	1	-1	160	40.0	0	0	52	0
SEA 10/28	L	4	182	45.5	3	9	173	43.3	0	2	55	0
TEN 11/3	L	5	242	48.4	2	8	234	46.8	0	1	57	0
@IND 11/10	W	5	242	48.4	3	25	217	43.4	0	1	61	0
CHI 11/24	W	2	97	48.5	1	0	97	48.5	0	0	51	0
@SF 12/1	L	5	244	48.8	2	5	239	47.8	0	1	54	0
@ARI 12/8	L	5	257	51.4	2	3	214	42.8	2	0	64	0
NO 12/15	W	4	167	41.8	0	0	167	41.8	0	2	52	0
TB 12/22	W	2	88	44.0	0	0	88	44.0	0	1	46	0
@SEA 12/29	L	7	337	48.1	2	-2	339	48.4	0	1	58	0
<b>TOTAL</b>	<b>7-9</b>	<b>78</b>	<b>3,609</b>	<b>46.3</b>	<b>30</b>	<b>79</b>	<b>3,450</b>	<b>44.2</b>	<b>4</b>	<b>19</b>	<b>64</b>	<b>0</b>

## 2012 ST. LOUIS RAMS

Game	W/L	No	Yds	Avg	Opp Ret	Opp Yds	Net Yds	Net Avg	TB	I20	Lg	Blk
@DET 9/9	L	5	241	48.2	5	53	188	37.6	0	1	57	0
WAS 9/16	W	3	163	54.3	1	-3	146	48.7	1	1	66	0
@CHI 9/23	L	6	279	46.5	3	39	220	36.7	1	1	56	0
SEA 9/30	W	4	156	39.0	2	1	155	38.8	0	1	48	0
ARI 10/4	W	7	398	56.9	5	76	322	46.0	0	3	68	0
@MIA 10/14	L	3	135	45.0	0	0	115	38.3	1	2	56	0
GB 10/21	L	2	99	49.5	1	15	84	42.0	0	1	55	0
NE 10/28	L	4	195	48.8	3	16	179	44.8	0	1	50	0
@SF 11/11	T	4	147	36.8	2	23	124	31.0	0	1	45	0
NYJ 11/18	I	5	251	50.2	3	29	222	44.4	0	1	57	0
@ARI 11/25	W	6	260	43.3	4	59	201	33.5	0	1	48	0
SF 12/2	W	9	388	43.1	2	6	382	42.4	0	3	63	0
@BUF 12/9	W	8	302	37.8	4	44	258	32.3	0	2	50	0
MIN 12/16	L	4	164	41.0	1	15	149	37.3	0	1	55	0
@TB 12/23	W	7	335	47.9	3	7	328	46.9	0	2	57	0
@SEA 12/30	L	5	243	48.6	2	22	201	40.2	1	0	57	0
<b>TOTAL</b>	<b>7-8-1</b>	<b>82</b>	<b>3756</b>	<b>45.8</b>	<b>41</b>	<b>402</b>	<b>3274</b>	<b>39.9</b>	<b>4</b>	<b>22</b>	<b>68</b>	<b>0</b>



# 89 | TYLER HIGBEE

Position: Tight End  
 Ht./Wt.: 6-6/257  
 Birth Date: 1/1/93  
 College: Western Kentucky  
 Hometown: Clearwater, Fla.  
 Experience: 2nd year (2nd Rams)  
 Acquired: D4A-2016 (110th)  
 Career GP/GS (Playoffs): 32/23 (1/1)



**TRANSACTIONS:** Selected in the fourth round of the 2016 draft (110th overall) on 4/30/16.

**2017 SEASON:** Started in all 16 games and one postseason...tallied a new career-high 25 receptions for 295 yards and one touchdown...**at Dallas (10/1):** Started at tight end...recorded three receptions for 47 yards...**vs. Seattle (10/8):** Started at tight end...led the team in receiving yards with a new personal high of 98 yards on four catches...**at New York Giants (11/5):** Started at tight end...recorded one catch for 8 yards and his first touchdown of the season...**vs. Houston (11/12):** Started at tight end...recorded two catches for 22 yards...**vs. New Orleans (11/26):** Started at tight end...recorded three catches for 48 yards...**Wild Card vs. Atlanta (1/6/18):** Started at tight end...recorded one reception for 11 yards.

**2016 SEASON:** Started in six-of-16 games in his rookie campaign...hauled in 11 receptions for 85 yards and scored his first career touchdown...**at San Francisco (9/13):** In his first career NFL game, recorded one reception...**at Tampa Bay (9/25):** Made first career NFL start at tight end...saw significant action on special teams...**at Arizona (10/2):** Saw action at tight end and recorded one reception...**vs. New York Giants (10/23):** Recorded one catch for a four-yard gain...**vs. Carolina (11/6):** Made second career start at tight end...recorded a career-long 31-yard reception...**at New England (12/4):** Recorded two catches for 16 yards...**vs. Atlanta (12/11):** Caught one pass for eight yards...**at Seattle (12/15):** Hauled in a 15-yard reception...**vs. San Francisco (12/26):** Recorded two receptions for five yards...scored his first career touchdown on a two-yard pass from QB Jared Goff.

**COLLEGE:** Played in 38 games with 15 starts...earned a midseason addition to the Biletnikoff Watch List in 2015...racked up a pair of 100-yard receiving games and four touchdowns through the first four games of the year and caught at least one touchdown in six of his nine games, including two, two-touchdowns game...named the John Mackey Award Tight End of the Week following the season opener at Vanderbilt when he caught four passes for 102 yards...as a junior in 2014, he tallied 230 yards on 15 receptions, including four touchdowns...notched a breakout performance at No. 19 Marshall when came up with three-touchdowns on six passes for 99 yards, to earn CFPA honorable mention National Tight End of the Week honors...he was also one of only three tight ends last season to catch at least three touchdowns in a game, joined by FIU's Jonnu Smith and Minnesota's Maxx Williams...became one of just four players in WKU history to catch at least three touchdowns in a single game and the first since 1978...in 2013, saw time in seven games and three starts after converting over from wide receiver...finished the year with 13 catches for 169 yards and a touchdown...redshirted in 2012...as a true freshman in 2011, he played in 11 games...finished the regular season with a pair of catches for 92 yards...tallied his first career catch on a 63-yard touchdown grab.

**PERSONAL:** Named team MVP and team captain for his senior season at East Lake High School. He reeled in 42 receptions as a tight end, leading the county in receptions, to total over 540 receiving yards and eight touchdowns in his final season. He finished his career with over 1,100 yards receiving and 18 touchdowns. Higbee earned first-team All-County honors as well as being a Pinellas County All-Star his senior year. He was rated as a two-star recruit by Rivals.com after lettering all four years in football. He also earned a pair of letters on the baseball diamond at the varsity level.

## TYLER HIGBEE NFL STATISTICS

REGULAR SEASON							
Year	Team	G/S	Receiving			Lg	TD
			No	Yds	Avg		
2016	RAMS	16/7	11	85	7.7	31	1
2017	RAMS	16/16	25	295	11.8	38	1
<b>TOTAL</b>		<b>32/23</b>	<b>36</b>	<b>380</b>	<b>10.6</b>	<b>38</b>	<b>2</b>

POSTSEASON							
Year	Team	G/S	Receiving			Lg	TD
			No	Yds	Avg		
2017	RAMS	1/1	1	11	11.0	11	0

# TYLER HIGBEE GAME-BY-GAME STATISTICS

2017 LOS ANGELES RAMS												
Game	W/L	Receiving					Rushing					
		P/S	No	Yds	Avg	Lg	TD	Att	Yds	Avg	Lg	TD
IND 9/10	W	1/1	2	17	8.5	9	0	0	0	0.0	0	0
WAS 9/17	L	1/1	0	0	0.0	0	0	0	0	0.0	0	0
@SF 9/21	W	1/1	1	4	4.0	4	0	0	0	0.0	0	0
@DAL 10/1	W	1/1	3	47	15.7	29	0	0	0	0.0	0	0
SEA 10/8	L	1/1	4	98	24.5	35	0	0	0	0.0	0	0
@JAC 10/15	W	1/1	1	0	0.0	0	0	0	0	0.0	0	0
ARI 10/22	W	1/1	3	13	4.3	5	0	0	0	0.0	0	0
@NYG 11/5	W	1/1	1	8	8.0	8t	1	0	0	0.0	0	0
HOU 11/12	W	1/1	2	22	11.0	15	0	0	0	0.0	0	0
@MIN 11/19	L	1/1	1	5	5.0	5	0	0	0	0.0	0	0
NO 11/26	W	1/1	3	48	16.0	38	0	0	0	0.0	0	0
@ARI 12/2	W	1/1	1	1	6.0	6	0	0	0	0.0	0	0
PHI 12/10	L	1/1	0	0	0.0	0	0	0	0	0.0	0	0
@SEA 12/17	W	1/1	1	12	12.0	12	0	0	0	0.0	0	0
@TEN 12/24	W	1/1	2	15	7.5	10	0	0	0	0.0	0	0
SF 12/31	L	1/1	0	0	0.0	0	0	0	0	0.0	0	0
<b>TOTALS</b>	<b>11-5</b>	<b>16/16</b>	<b>25</b>	<b>295</b>	<b>11.8</b>	<b>38</b>	<b>1</b>	<b>0</b>	<b>0</b>	<b>0.0</b>	<b>0</b>	<b>0</b>
<b>POSTSEASON</b>												
ATL 1/6/18	L	1/1	1	11	11.0	11	0	0	0	0.0	0	0
<b>TOTALS</b>	<b>0-1</b>	<b>1/1</b>	<b>1</b>	<b>11</b>	<b>11.0</b>	<b>11</b>	<b>0</b>	<b>0</b>	<b>0</b>	<b>0.0</b>	<b>0</b>	<b>0</b>

2016 LOS ANGELES RAMS												
Game	W/L	Receiving					Rushing					
		P/S	No	Yds	Avg	Lg	TD	Att	Yds	Avg	Lg	TD
@SF 9/12	L	1/0	1	2	2.0	2	0	0	0	0.0	0	0
SEA 9/18	W	1/0	0	0	0.0	0	0	0	0	0.0	0	0
@TB 9/25	W	1/1	0	0	0.0	0	0	0	0	0.0	0	0
@ARI 10/2	W	1/0	0	0	0.0	0	0	0	0	0.0	0	0
BUF 10/9	L	1/0	0	0	0.0	0	0	0	0	0.0	0	0
@DET 10/16	L	1/0	1	4	4.0	4	0	0	0	0.0	0	0
NYG 10/23	L	1/0	0	0	0.0	0	0	0	0	0.0	0	0
CAR 11/6	L	1/1	1	31	31.0	31	0	0	0	0.0	0	0
@NYJ 11/13	W	1/1	0	0	0.0	0	0	0	0	0.0	0	0
MIA 11/20	L	1/1	2	4	2.0	3	0	0	0	0.0	0	0
@NO 11/27	L	1/1	0	0	0.0	0	0	0	0	0.0	0	0
@NE 12/4	L	1/0	2	16	8.0	10	0	0	0	0.0	0	0
ATL 12/11	L	1/0	1	8	8.0	8	0	0	0	0.0	0	0
@SEA 12/15	L	1/0	1	15	15.0	0	0	0	0	0.0	0	0
SF 12/24	L	1/1	2	5	2.5	3	1	0	0	0.0	0	0
ARI 1/1/17	L	1/0	0	0	0.0	0	0	0	0	0.0	0	0
<b>TOTALS</b>	<b>4-12</b>	<b>16/6</b>	<b>11</b>	<b>85</b>	<b>7.7</b>	<b>31</b>	<b>1</b>	<b>0</b>	<b>0</b>	<b>0.0</b>	<b>0</b>	<b>0</b>



# 32 | TROY HILL

Position:	Cornerback
Ht./Wt.:	5-11/184
Birth Date:	8/29/91
College:	Oregon
Hometown:	Youngstown, Ohio
Experience:	3rd Year (2nd Rams)
Acquired:	W(NE)-2015

Career GP/GS (Playoffs): 27/7 (1/1)



**TRANSACTIONS:** Activated from Rams' practice squad (12/13/16)...added to practice squad (11/24/16), after being released from active roster (11/22/16)...acquired by the Rams via waivers from New England (12/31/15)...released from England (12/30/15), after being acquired via waivers from Cincinnati (12/25/15)...released by the Bengals (12/24/15), after spending time on their practice squad...originally signed with Cincinnati as an undrafted free agent (5/8/15).

**PRO:** Third-year pro...played in 27 career games, starting seven at the cornerback position...collected 46 career tackles (42), and recorded seven pass breakups...became a contributor on special teams.

**2017 SEASON:** Played in 12 games of the regular season with three starts and one postseason start...finished the regular season with 18 tackles and five passes defended...**at San Francisco (9/21):** Saw action at corner and on special teams...made one solo tackle and had two passes defended...**at Dallas (10/1):** Saw action at corner and on special teams...recorded one special teams tackle...recovered one fumble on a punt return...**at Seattle (12/17):** Started at cornerback and saw action on special teams...recorded one solo tackle and two passes defended...**at Tennessee (12/24):** Started at cornerback and saw action on special teams...recorded nine assisted tackles and one pass defended...**vs. San Francisco (12/31):** Started at cornerback and saw action on special teams...registered three defensive tackles (two solo)...**Wild Card vs. Atlanta (1/6/18):** Started at cornerback...recorded six tackles (five solo) and three passes defended.

**2016 SEASON:** Saw action in 12 contests and started three at cornerback...spent three weeks on practice squad...finished with 38 tackles (35 solo) and three passes defended...played a significant role on special teams...**vs. Seattle (9/18):** Recorded three tackles (three solo)...also defended one pass...**at Tampa Bay (9/25):** Made his first career NFL start at cornerback...recorded a team-high, and career-high 11 tackles (10 solo), and defended a pass...**at Arizona (10/2):** Started at right cornerback...tallied four tackles (three solo)...**at Detroit (10/16):** Started his third game of the season at cornerback...tallied seven tackles (six solo)...**vs. New York Giants (10/23):** Started at cornerback...recorded eight solo tackles...**vs. Carolina (11/6):** Saw significant action at cornerback and on special teams...**at New York Jets (11/13):** Recorded four solo tackles and one pass defended...**at Seattle (12/15):** Promoted from practice squad to active roster...recorded one solo tackle...**vs. San Francisco (12/26):** Saw significant action on special teams...recorded one special teams tackle.

**2015 SEASON:** Played in three games with Cincinnati: at Cleveland (12/6), vs. Pittsburgh (12/13), at San Francisco (12/20).

**COLLEGE:** As a senior in 2014, finished seventh on the team in tackles (71) but third in unassisted efforts (59)...second-team Pac-12 all-conference choice and 14-game starter ranked second in the league (1.46 avg.) in passes defended and 11th nationally...in 2013, was the Ducks' fifth-leading tackler among their defensive backs assumed the role as the program's top reserve cornerback and nickel-back...finished the year with 29 tackles (21 solo) and four deflected passes...in 2012, appeared in 10 games, with 22 of his 26 tackles being unassisted...in 2011, started six of his 14 appearances...in 2010, worked with the scout team during redshirt season.

**PERSONAL:** Played defensive back and wide receiver for St. Bonaventure...2009 All-Channel League First-Team Defense...2008 Second-Team All-State Junior by CalHiSports.com...posted 46 tackles and five interceptions for the Seraphs his junior season in 2008...also returned one kickoff for a touchdown and took one of his five picks back for a score...earned a three-star rating from Scout.com...also a three-star recruit according to Rivals.com and the No. 32 corner in the country...parents: Jim Gilmer and Sandra Jennings...also has two brothers, two sisters...majored in General Social Science.

# TROY HILL NFL STATISTICS

## REGULAR SEASON

Year	Team	G/S	Tackles			Asst	Sk	Yds	Interception			TD	PD	Fumbles		Yds
			Total	Solo					Int	Yds	Lg			FF	FR	
2015	CIN	3/0	2	1	1	0.0	0.0	0	0	0	0	0	0	0	0	0
2016	RAMS	12/4	38	35	3	0.0	0.0	0	0	0	0	3	0	0	0	
2017	RAMS	12/3	18	8	10	0.0	0.0	0	0	0	0	5	0	0	0	
<b>TOTAL</b>		<b>27/7</b>	<b>58</b>	<b>44</b>	<b>14</b>	<b>0.0</b>	<b>0.0</b>	<b>0</b>	<b>0</b>	<b>0</b>	<b>0</b>	<b>8</b>	<b>0</b>	<b>0</b>	<b>0</b>	

## POSTSEASON

Year	Team	G/S	Tackles			Asst	Sk	Yds	Interception			TD	PD	Fumbles		Yds
			Total	Solo					Int	Yds	Lg			FF	FR	
2017	RAMS	1/1	5	4	1	0.0	0.0	0	0	0	0	3	0	0	0	

**Additional Career Statistics:** Special Teams Tackles: RAMS: 2017 (1), 2016 (2)

# TROY HILL GAME-BY-GAME STATISTICS

## 2017 LOS ANGELES RAMS

Game	W/L	P/S	T	S	A	Sk	Yds	Int	Yds	Lg	TD	PD	FF	FR	Yds	
IND 9/10	W															
WAS 9/17	L															
@SF 9/21	W	1/0	1	1	0	0	0	0	0	0	0	2	0	0	0	
@DAL 10/1	W	1/0	0	0	0	0	0	0	0	0	0	0	0	1	0	
SEA 10/8	L	1/0	0	0	0	0	0	0	0	0	0	0	0	0	0	
@JAC 10/15	W															
ARI 10/22	W	1/0	0	0	0	0	0	0	0	0	0	0	0	0	0	
@NYG 11/5	W	1/0	2	2	0	0	0	0	0	0	0	0	0	0	0	
HOU 11/12	W	1/0	0	0	0	0	0	0	0	0	0	0	0	0	0	
@MIN 11/19	L															
NO 11/26	W	1/0	0	0	0	0	0	0	0	0	0	0	0	0	0	
@ARI 12/2	W	1/0	0	0	0	0	0	0	0	0	0	0	0	0	0	
PHI 12/10	L	1/0	2	2	0	0	0	0	0	0	0	0	0	0	0	
@SEA 12/17	W	1/1	1	1	0	0	0	0	0	0	0	2	0	0	0	
@TEN 12/24	W	1/1	9	0	9	0	0	0	0	0	0	1	0	0	0	
SF 12/31	L	1/1	3	2	1	0	0	0	0	0	0	0	0	0	0	
<b>TOTALS</b>	<b>11-5</b>	<b>12/3</b>	<b>18</b>	<b>8</b>	<b>10</b>	<b>0</b>	<b>0</b>	<b>0</b>	<b>0</b>	<b>0</b>	<b>0</b>	<b>5</b>	<b>0</b>	<b>1</b>	<b>0</b>	
<b>POSTSEASON</b>																
ATL 1/6/18	L	1/1	6	5	1	0	0	0	0	0	0	3	0	0	0	
<b>TOTALS</b>	<b>0-1</b>	<b>1/1</b>	<b>6</b>	<b>5</b>	<b>1</b>	<b>0</b>	<b>0</b>	<b>0</b>	<b>0</b>	<b>0</b>	<b>0</b>	<b>3</b>	<b>0</b>	<b>0</b>	<b>0</b>	

## 2016 LOS ANGELES RAMS

Game	W/L	P/S	T	S	A	Sk	Yds	Int	Yds	Lg	TD	PD	FF	FR	Yds
@SF 9/12	L	1/0	0	0	0	0	0.0	0	0	0	0	0	0	0	0
SEA 9/18	W	1/0	3	3	0	0	0.0	0	0	0	0	1	0	0	0
@TB 9/25	W	1/1	11	10	1	0	0.0	0	0	0	0	1	0	0	0
@ARI 10/2	W	1/1	4	3	1	0	0.0	0	0	0	0	0	0	0	0
BUF 10/9	L	1/0	0	0	0	0	0.0	0	0	0	0	0	0	0	0
@DET 10/16	L	1/0	7	6	1	0	0.0	0	0	0	0	0	0	0	0
NYG 10/23	L	1/1	8	8	0	0	0.0	0	0	0	0	0	0	0	0
CAR 11/6	L	1/0	0	0	0	0	0.0	0	0	0	0	0	0	0	0
@NYJ 11/13	W	1/0	4	4	0	0	0.0	0	0	0	0	1	0	0	0
MIA 11/20	L														
@NO 11/27	L														
@NE 12/4	L														
ATL 12/11	L														
@SEA 12/15	L	1/0	1	1	0	0	0.0	0	0	0	0	0	0	0	0
SF 12/24	L	1/0	0	0	0	0	0.0	0	0	0	0	0	0	0	0
ARI 1/1/17	L	0/0	0	0	0	0	0.0	0	0	0	0	0	0	0	0
<b>TOTALS</b>	<b>4-12</b>	<b>12/3</b>	<b>38</b>	<b>35</b>	<b>3</b>	<b>0</b>	<b>0.0</b>	<b>0</b>	<b>0</b>	<b>0</b>	<b>0</b>	<b>3</b>	<b>0</b>	<b>0</b>	<b>0</b>







# 43 | JOHN JOHNSON III

**Position:** Safety  
**Ht./Wt.:** 6-0/204  
**Birth Date:** 12/19/95  
**College:** Boston College  
**Hometown:** West Hyattsville, Md  
**Experience:** Rookie  
**Acquired:** D3B-2017 (91st)

**Career GP/GS (Playoffs):** 16/11 (1/1)



**TRANSACTIONS:** Selected by the Rams in the third round (91st overall) of the 2017 NFL Draft (4/29/17).

**2017 SEASON:** Played in all 16 games of the regular season with 11 starts and one postseason start...finished the regular season with 91 tackles, 11 passes defended, one interception, and one tackle for loss...**at San Francisco (9/21):** Saw action at defensive back and on special teams...recorded two special teams tackles...**vs. Seattle (10/8):** Started at safety first-career start and saw action on special teams...notched his first career interception and returned it 69 yards for the 10th longest interception return in Rams history...added six tackles on defense including two solo stops and 2 PDs...**at Jacksonville (10/15):** Started at safety and saw action on special teams...notched five tackles (three solo) and two passes defended...**at Minnesota (11/19):** Started at safety and saw action on special teams...recorded 12 tackles (seven solo)...**vs. New Orleans (11/26):** Started at safety and saw action on special teams...recorded six solo tackles and two passes defended...**at Arizona (12/3):** Started at safety and saw action on special teams...tallied eight tackles (six solo) and two passes defended...**vs. Philadelphia (12/10):** Started at safety and saw action on special teams...recorded a team-leading 13 tackles (six solo) and two passes defended...**at Seattle (12/17):** Started at safety and saw action on special teams...totalled a team-leading six tackles (two solo) and one pass defended...**Wild Card vs. Atlanta (1/6/18):** Started at safety...totalled four tackles (two solo).

**COLLEGE:** Started all 13 games at free safety as a senior in 2016...served as a team captain...finished the season second on the Eagles with 77 tackles...led the team with three interceptions, racking up 47 return yards...notched 2.5 tackles for a loss, 1.0 sack, nine pass breakups, two fumbles recovered and one forced...tied for third in the ACC with three interception returns ...part of a defense that ranked on eight top 10 lists, including ninth in total defense (314.2 yards/game), second in sacks (3.62 sacks/game) and 10th in turnovers gained (27)...notched a single-game high 12 tackles (12/26/16)...started all 12 games in 2015...played the first nine games at strong safety before starting the last three games at left corner back ...totalled 63 tackles, three interceptions, two forced fumbles, three pass breakups and one blocked kick...member of the BC defense that ranked No. 1 nationally in total yards (254.3), and part of the Eagles' defensive backfield that was ranked fifth nationally in passing efficiency allowed (104.66)...played in eight games as a sophomore with two starts...recorded 25 tackles on the season, including 28 solo stops...saw action in 12 games at cornerback and on special teams as a freshman.

**PERSONAL:** Earned first team all-county and second team all-state accolades...All-Gazette first-team honoree... ecoreded 50 tackles, six tackles for loss, five interceptions and 13 pass break ups as a senior...named team captain as a senior...played for head coach Bryan Pierre...also played basketball and served as captain as a sophomore...enrolled as a communication major in the Morrissey College of Arts and Sciences...recipient of the Jay McGillis '93 Memorial Scholarship Fund in 2016...John and his older brother Travis are the children of Tanya and John Johnson.

## JOHN JOHNSON III NFL STATISTICS

		REGULAR SEASON													
Year	Team	G/S	Tackles					Interceptions				Fumbles			
			Total	Solo	Asst	Sk	Yds	Int	Yds	Lg	TD	PD	FF	FR	Yds
2017	RAMS	16/11	91	55	36	0.0	0.0	1	69	69	0	11	0	0	0
Total		16/11	91	55	36	0.0	0.0	1	69	69	0	11	0	0	0
		POSTSEASON													
Year	Team	G/S	Tackles					Interceptions				Fumbles			
			Total	Solo	Asst	Sk	Yds	Int	Yds	Lg	TD	PD	FF	FR	Yds
2017	RAMS	1/1	4	2	2	0.0	0.0	0	0	0	0	0	0	0	0

**ADDITIONAL CAREER STATISTICS:** Special Teams Tackles: 2017 (5).

# JOHN JOHNSON III GAME-BY-GAME STATISTICS

2017 LOS ANGELES RAMS															
Game	W/L	P/S	T	S	A	Sk	Yds	Int	Yds	Lg	TD	PD	FF	FR	Yds
IND 9/10	W	1/0	2	1	1	0	0	0	0	0	0	0	0	0	0
WAS 9/17	L	1/0	0	0	0	0	0	0	0	0	0	0	0	0	0
@SF 9/21	W	1/0	0	0	0	0	0	0	0	0	0	0	0	0	0
@DAL 10/1	W	1/0	3	3	0	0	0	0	0	0	0	0	0	0	0
SEA 10/8	L	1/1	6	2	4	0	0	1	69	69	0	2	0	0	0
@JAC 10/15	W	1/1	5	3	2	0	0	0	0	0	0	2	0	0	0
ARI 10/22	W	1/1	6	4	2	0	0	0	0	0	0	0	0	0	0
@NYG 11/5	W	1/1	8	3	5	0	0	0	0	0	0	0	0	0	0
HOU 11/12	W	1/1	5	3	2	0	0	0	0	0	0	1	0	0	0
@MIN 11/19	L	1/1	12	7	5	0	0	0	0	0	0	0	0	0	0
NO 11/26	W	1/1	6	6	0	0	0	0	0	0	0	0	0	0	0
@ARI 12/2	W	1/1	8	6	2	0	0	0	0	0	0	2	0	0	0
PHI 12/10	L	1/0	13	6	7	0	0	0	0	0	0	2	0	0	0
@SEA 12/17	W	1/1	6	2	4	0	0	0	0	0	0	1	0	0	0
@TEN 12/24	W	1/1	7	5	2	0	0	0	0	0	0	1	0	0	0
SF 12/31	L	1/1	4	4	0	0	0	0	0	0	0	0	0	0	0
<b>TOTALS</b>	<b>11-5</b>	<b>16/11</b>	<b>91</b>	<b>55</b>	<b>36</b>	<b>0</b>	<b>0</b>	<b>1</b>	<b>69</b>	<b>69</b>	<b>0</b>	<b>11</b>	<b>0</b>	<b>0</b>	<b>0</b>
<b>POSTSEASON</b>															
ATL 1/6/18	L	1/1	6	4	3	0	0	0	0	0	0	3	0	0	0
<b>TOTALS</b>	<b>0-1</b>	<b>1/1</b>	<b>6</b>	<b>4</b>	<b>3</b>	<b>0</b>	<b>0</b>	<b>0</b>	<b>0</b>	<b>0</b>	<b>0</b>	<b>3</b>	<b>0</b>	<b>0</b>	<b>0</b>



# 22 | TRUMAINE JOHNSON

Position:	Cornerback
Ht./Wt.:	6-2/213
Birth Date:	1/1/90
College:	Montana
Hometown:	Stockton, Calif.
Experience:	6th year (6th Rams)
Acquired:	D3-2012

Career GP/GS (Playoffs): 85/62 (1/1)



**TRANSACTIONS:** Selected in the third round of the 2012 draft (65th overall) on (4/27/12).

**PRO:** Sixth-year pro has played in 85 games with 62 starts...tallied 341 career tackles (295 solo), 18 interceptions, three touchdowns and 56 passes defended...his 18 career interceptions place him at No. 19 on the Rams All-Time Interceptions list tied with Isiah Robertson (18).

**2017 SEASON:** Played in all 16 games with 15 starts and one postseason start...finished the regular season with a team-high 14 passes defended, 70 tackles, two interceptions, and one forced fumble...**vs. Indianapolis (9/10):** Registered two tackles, one pass defended, one forced fumble, one fumble recovery and an interception that he returned 39 yards for a touchdown...the interception that he returned for a touchdown was one-of-two during the game, marking the first time the Rams had two interceptions returned for touchdowns since CB Janoris Jenkins had two against Arizona (11/25/12)...**at San Francisco (9/21):** Notched six tackles (four solo)...one pass defended...**at Arizona (12/3):** Recorded seven solo tackles and one pass defended...**vs. Philadelphia (12/10):** Tallied four tackles (two solo) and three passes defended...**at Seattle (12/17):** Collected two tackles (one solo) and one pass defended...set a new career-high for passes defended in a season with 14...**at Tennessee (12/24):** Registered five tackles (four solo)...**Wild Card vs. Atlanta (1/6/18):** Started at cornerback...tallied two tackles (one solo).

**2016 SEASON:** Started in 14 match-ups at cornerback...garnered 58 tackles (53 solo) while recovering two fumbles...posted a new career-high with 13 passes defended...**vs. Seattle (9/18):** Tallied six tackles (five solo) and had one fumble recovery...**at Tampa Bay (9/25):** Racked up eight tackles (seven solo), while defending two passes...**at Arizona (10/2):** Recorded five solo tackles...defended a career-high six passes...recorded his first interception of the season, and the second career interception against the Cardinals...**vs. Miami (11/20):** Racked up four solo tackles and one pass defended...**at New England (12/4):** Tallied five tackles (four solo)...**vs. Atlanta (12/11):** Notched six solo tackles...recorded two passes defended.

**2015 SEASON:** Played in 14 games and started 13...tallied 69 tackles (62 solo)...notched a team-leading and personal best seven interceptions, finished tied for third-most in the NFL...**at San Francisco (1/3/16):** Led the team in tackles with 10 (nine solo), a new single-game high...also had one pass defended...**at Seattle (12/27):** Nabbed an interception off QB Russell Wilson...marked his fourth consecutive game with an interception...also had five solo tackles and two passes defended...**vs. Tampa Bay (12/17):** Intercepted QB Jameis Winston and returned it nine yards...pushed his season total to six interceptions, tied for fourth-most in the NFL...also notched nine tackles (eight solo)...**vs. Detroit (12/13):** Intercepted QB Matt Stafford and returned it 58 yards for a touchdown...also made five tackles (four solo) and two passes defended...**at Baltimore (11/22):** Picked off Ravens QB Joe Flacco and returned it 25 yards...established a new season-high for interceptions with four...also had one solo tackle...**at Minnesota (11/8):** Registered his third interception of the season...also tallied three solo tackles and one pass defended...**vs. Cleveland (10/25):** Tallied eight tackles (seven solo)...**at Green Bay (10/11):** Picked off Packers QB Aaron Rodgers and returned it 29 yards...registered four solo tackles...**at Arizona (10/4):** Notched nine tackles, also had two passes defended and one fumble recovery...**vs. Seattle (9/13):** Nabbed his first interception of the season off QB Russell Wilson and returned it 15 yards...made four tackles (three solo).

**2014 SEASON:** Finished season with a team-high three interceptions tallied 43 tackles after missing the first eight weeks of the season due to knee injury... **vs. Denver (11/16):** Started at left corner...tallied two solo tackles...recorded his first interception of the season when he picked off QB Peyton Manning...**vs. Oakland (11/30):** Started at left corner...snagged two interceptions from QB Derek Carr...one of which was returned for a 43-yard touchdown, marked his first career pick-six...garnered five solo tackles...**at San Diego (11/23):**Started at left corner...notched six tackles (five solo)...**at Washington (12/7):** Started at left corner...garnered nine solo tackles...had one pass defended.

**2013 SEASON:** Played in 16 games, earning 12 starts...totaled three interceptions, seven passes defended and 66 tackles (58 solo)...**vs. Arizona (9/8):** Saw action on defense and special teams...nabbed his first interception of the season and returned it 29 yards to the Arizona 4-yard line...the play helped set-up a 25-yard field goal...marks his longest interception return...he now has three career interceptions...added four solo tackles and one pass defended...**vs. Jacksonville (10/6):** Started at corner...recorded five tackles (three solo)...added a pass defended...**at Houston (10/13):** Started at corner...notched eight tackles (six solo) and one pass defended...**at Carolina (10/20):** Started at corner...tallied a career-high nine tackles (eight solo)...**at Indianapolis (11/10):** Started at corner...hauled in his second interception of the season, fourth career...also had five tackles (four solo) and one pass defended...**at Arizona (12/8):** Started at corner...tied a season high with nine solo tackles, including one for loss...also had one pass defended...**vs. New Orleans (12/15):** Started at corner...intercepted Saints QB Drew Brees in the end zone and returned it seven yards...marks his third interception this season, a new season high...also registered five solo tackles...**at Seattle (12/29):** Started at corner...notched seven tackles (six solo).

**2012 SEASON:** Finished season with two interceptions, eight passes defended and 35 total tackles while serving as the team's third corner for most of the season...**at Detroit (9/9):** Saw action on defense...**vs. Washington (9/16):** Saw action on defense...**at Chicago (9/23):** Saw action on defense...**vs. Seattle (9/30):** Intercepted a pass from Seattle QB Russell Wilson and returned it three yards...marked the first interception of his career...added a pass defended...**vs. Arizona (10/4):** Saw action on defense...tallied a season-high four solo tackles...added one special teams tackle...**at Miami (10/14):** Saw action on defense and special teams...made one special teams tackle...**vs. Green Bay (10/21):** Saw action on defense and special teams...registered one pass defended...**vs. New England (10/28):** Saw action on defense and special teams...tallied one pass defended...**at San Francisco (11/11):** Made his first NFL start at right cornerback...logged a season-best five tackles (four solo)...**vs. New York Jets (11/18):** Saw action on defense and special teams...recorded three solo tackles...**at Arizona (11/25):** Saw action on defense and special teams...made three solo tackles...**vs. San Francisco (12/2):** Saw action on defense and special teams...registered one solo tackle...**at Buffalo (12/9):** Saw action on defense and special teams...made four solo tackles, including one for loss...also made one special teams tackle...**vs. Minnesota (12/16):** Saw action on defense...registered one pass defense and three tackles (two solo)...**at Tampa Bay (12/23):** Started at corner...registered his second career interception...made four tackles (three solo)...added three passes defended...**at Seattle (12/30):** Started at corner...recorded a career-high eight tackles (six solo) and one pass defended.

**COLLEGE:** Started 42-of-47 games at Montana...recorded 173 tackles (105 solos) with 1.5 sacks, 13.0 stops for losses of 30 yards, a quarterback pressure and a safety as a result of his 2011 sack...deflected 35 passes and had fifteen interceptions for 188 yards in returns (12.53 avg) and a pair of touchdowns...gained 178 yards on eight kickoff returns (22.2 avg)...for his entire career, opponents have targeted 305 passes into the cornerback's area, as only 102 of those tosses were completed (33.44%), generating 658 yards, an average of 6.45 yards per pass completion and 2.16 yards per attempt...tied for fourth among active NCAA Football Championship Subdivision players with 15 interceptions (joined Jeremy Caldwell of Eastern Kentucky and Al-Rilwan Adeyemi of San Diego University), which also tied for fourth on the school career-record chart, matching the figure first attained by Tim Hauck (1987-89)...since the turn of the century year 2000, his 15 pass thefts are the second-highest total by a Big Sky Conference performer in a career, topped by K.J. Gerard of Northern Arizona (19; 2004-08)...his 35 pass deflections established a new school career record, surpassing the previous mark of 26 by Jimmy Wilson (2004-06, 2010)...notched 40 passes defended (break-ups and interceptions), the most in the FCS ranks, also setting a Grizzly all-time mark...sociology major.

**PERSONAL:** Attended Thomas Edison (Stockton, Calif.) High School...three-time gridiron letterman performed as a defensive back (mostly at strong safety), wide receiver and quarterback...handled kickoff return chores...son of Lynn Stallworth and Curtis Johnson...nicknamed "Tru"...resides in Stockton, Calif...participated in numerous community events, including Salvation Army Bell Ringing and the United Way Kickoff for Charity Luncheon.

## TRUMAINE JOHNSON NFL STATISTICS

REGULAR SEASON																
Year	Team	G/S	Tackles			Asst	Sk	Yds	Interception			TD	PD	Fumbles		Yds
			Total	Solo					Int	Yds	Lg			FF	FR	
2012	RAMS	16/3	35	30	5	0	0	2	4	4	0	8	0	0	0	
2013	RAMS	16/12	66	58	8	0	0	3	36	29	0	7	0	0	0	
2014	RAMS	9/5	43	36	7	0	0	3	43t	43t	1	3	0	0	0	
2015	RAMS	14/13	69	62	7	0	0	7	136	58t	1	11	0	1	0	
2016	RAMS	14/14	58	53	5	0	0	1	0	0	0	13	0	2	0	
2017	RAMS	16/15	70	56	14	0	0	2	39t	39t	1	14	1	1	0	
TOTAL		85/62	341	295	46	0	0	18	258	58t	3	56	1	4	0	

POSTSEASON																
Year	Team	G/S	Tackles			Asst	Sk	Yds	Interception			TD	PD	Fumbles		Yds
			Total	Solo					Int	Yds	Lg			FF	FR	
2017	RAMS	1/1	2	1	1	0	0	0	0	0	0	0	0	0	0	

**ADDITIONAL CAREER STATISTICS:** Special Teams Tackles: 2012 (3).

**SINGLE GAME HIGHS**  
 Total Tackles – 10, last at San Francisco (1/3/16)  
 Solo Tackles – 9, at Arizona (12/8/13)  
 Interceptions – 2, vs. Oakland (11/30/14)  
 Passes Defended – 6, at Arizona (10/2/16)

# TRUMAINE JOHNSON GAME-BY-GAME STATISTICS

## 2017 LOS ANGELES RAMS

Game	W/L	P/S	T	S	A	Sk	Yds	Int	Yds	Lg	TD	PD	FF	FR	Yds	
IND 9/10	W	1/1	2	2	0	0	0	1	39t	39t	1	1	1	1	0	
WAS 9/17	L	1/1	0	0	0	0	0	0	0	0	0	1	0	0	0	
@SF 9/21	W	1/1	6	4	2	0	0	0	0	0	0	1	0	0	0	
@DAL 10/1	W	1/1	4	4	0	0	0	0	0	0	2	0	0	0	0	
SEA 10/8	L	1/1	4	2	2	0	0	0	0	0	0	0	0	0	0	
@JAC 10/15	W	1/1	7	6	1	0	0	0	0	0	0	0	0	0	0	
ARI 10/22	W	1/1	5	3	2	0	0	0	0	0	0	0	0	0	0	
@NYG 11/5	W	1/1	7	6	1	0	0	1	0	0	1	0	0	0	0	
HOU 11/12	W	1/1	5	5	0	0	0	0	0	0	2	0	0	0	0	
@MIN 11/19	L	1/1	6	5	1	0	0	0	0	0	0	0	0	0	0	
NO 11/26	W	1/1	6	5	1	0	0	0	0	0	1	0	0	0	0	
@ARI 12/2	W	1/1	7	7	0	0	0	0	0	0	1	0	0	0	0	
PHI 12/10	L	1/1	4	2	2	0	0	0	0	0	3	0	0	0	0	
@SEA 12/17	W	1/1	2	1	1	0	0	0	0	0	1	0	0	0	0	
@TEN 12/24	W	1/1	5	4	1	0	0	0	0	0	0	0	0	0	0	
SF 12/31	L	1/0	0	0	0	0	0	0	0	0	0	0	0	0	0	
TOTALS	11-5	16/15	70	56	14	0	0	2	39t	39t	1	14	1	1	0	
<b>POSTSEASON</b>																
ATL 1/6/18	L	1/1	3	1	2	0	0	0	0	0	0	0	0	0	0	
TOTALS	0-1	1/1	3	1	2	0	0	0	0	0	0	0	0	0	0	

## 2016 LOS ANGELES RAMS

Game	W/L	P/S	T	S	A	Sk	Yds	Int	Yds	Lg	TD	PD	FF	FR	Yds
@SF 9/12	L	1/1	4	3	1	0	0.0	0	0	0	0	0	0	0	1
SEA 9/18	W	1/1	6	5	1	0	0.0	0	0	0	0	0	0	0	1
@TB 9/22	W	1/1	8	7	1	0	0.0	0	0	0	0	2	0	0	0
@ARI 10/2	W	1/1	5	5	0	0	0.0	1	0	0	0	6	0	0	0
BUF 10/9	L	1/1	2	2	0	0	0.0	0	0	0	0	1	0	0	0
@DET 10/16	L														
NYG 10/23	L														
CAR 11/6	L	1/1	3	3	0	0	0.0	0	0	0	0	0	0	0	0
@NYJ 11/13	W	1/1	3	3	0	0	0.0	0	0	0	0	0	0	0	0
MIA 11/20	L	1/1	4	4	0	0	0.0	0	0	0	0	1	0	0	0
@NO 11/27	L	1/1	2	2	0	0	0.0	0	0	0	0	1	0	0	0
@NE 12/4	L	1/1	5	4	1	0	0.0	0	0	0	0	0	0	0	0
ATL 12/11	L	1/1	6	6	0	0	0.0	0	0	0	2	0	0	0	0
@SEA 12/15	L	1/1	3	2	1	0	0.0	0	0	0	0	0	0	0	0
SF 12/24	L	1/1	2	2	0	0	0.0	0	0	0	0	0	0	0	0
ARI 11/17	L	1/1	5	5	0	0	0.0	0	0	0	0	0	0	0	0
TOTALS	4-12	14/14	58	53	5	0	0.0	1	0	0	0	13	0	2	0

## 2015 ST. LOUIS RAMS

Game	W/L	P/S	T	S	A	Sk	Yds	Int	Yds	Lg	TD	PD	FF	FR	Yds
SEA 9/13	W	1/1	4	3	1	0.0	0.0	1	15	15	0	0	0	0	0
@WSH 9/20	L	1/0	1	1	0	0.0	0.0	0	0	0	1	0	0	0	0
PIT 9/27	L	1/1	4	4	0	0.0	0.0	0	0	0	1	0	0	0	0
@ARI 10/4	W	1/1	9	8	1	0.0	0.0	0	0	0	2	0	1	0	0
@GB 10/11	L	1/1	4	4	0	0.0	0.0	1	29	0	0	0	0	0	0
CLE 10/25	W	1/1	8	7	1	0.0	0.0	0	0	0	0	0	0	0	0
SF 11/1	W	1/1	5	4	1	0.0	0.0	0	0	0	1	0	0	0	0
@MIN 11/8	L	1/1	3	3	0	0.0	0.0	1	0	0	1	0	0	0	0
CHI 11/15	L	1/1	1	1	0	0.0	0.0	0	0	0	1	0	0	0	0
@BAL 11/22	L	1/1	1	1	0	0.0	0.0	1	25	25	0	0	0	0	0
@CIN 11/29	L														
ARI 12/6	L														
DET 12/13	W	1/1	5	4	1	0.0	0.0	1	58	58t	1	2	0	0	0
TB 12/17	W	1/1	9	8	1	0.0	0.0	1	9	9	0	0	0	0	0
@SEA 12/27	W	1/1	5	5	0	0.0	0.0	1	0	0	2	0	0	0	0
@SF 1/3	L	1/1	10	9	1	0.0	0.0	0	0	0	0	0	0	0	0
TOTAL	7-9	14/13	69	62	7	0.0	0.0	7	136	58t	1	11	0	1	0

## 2014 ST. LOUIS RAMS


Game	W/L	P/S	T	S	A	Sk	Yds	Int	Yds	Lg	TD	PD	FF	FR	Yds
MIN 9/7	L														
@TB 9/14	W														
DAL 9/21	L														
PHI 10/5	L														
SF 10/13	L														
SEA 10/19	W														
@KC 10/26	L														
@SF 11/2	W	1/0	3	3	0	0.0	0.0	0	0	0	0	0	0	0	0
@ARI 11/9	L	1/1	5	3	2	0.0	0.0	0	0	0	0	0	0	0	0
DEN 11/16	W	1/1	2	2	0	0.0	0.0	1	0	0	1	0	0	0	0
@SD 11/23	L	1/1	6	5	1	0.0	0.0	0	0	0	0	0	0	0	0
OAK 11/30	W	1/1	5	5	0	0.0	0.0	2	43	0	0	0	0	0	0
@WAS 12/7	W	1/1	8	8	3	0.0	0.0	0	0	0	0	1	0	0	0
ARI 12/11	L	1/1	4	1	0	0.0	0.0	0	0	0	0	1	0	0	0
NYG 12/21	L	1/0	5	4	0	0.0	0.0	0	0	0	0	0	0	0	0
@SEA 12/28	L	1/1	4	4	0	0.0	0.0	0	0	0	0	0	0	0	0
TOTAL	6-9	8/4	43	36	7	0.0	0.0	3	43	0	0	3	0	0	0

## 2013 ST. LOUIS RAMS

Game	W/L	P/S	T	S	A	Sk	Yds	Int	Yds	Lg	TD	PD	FF	FR	Yds
ARI 9/8	W	1/0	4	4	0	0.0	0	1	29	29	0	1	0	0	0
@ATL 9/15	L	1/0	0	0	0	0.0	0	0	0	0	0	0	0	0	0
@DAL 9/22	L	1/1	1	1	0	0.0	0	0	0	0	0	0	0	0	0
SF 9/26	L	1/0	0	0	0	0.0	0	0	0	0	0	0	0	0	0
JAC 10/6	W	1/1	5	3	2	0.0	0	0	0	0	1	0	0	0	0
@HOU 10/13	W	1/1	8	6	2	0.0	0	0	0	0	1	0	0	0	0
@CAR 10/20	L	1/1	9	8	1	0.0	0	0	0	0	0	0	0	0	0
SEA 10/28	L	1/1	2	2	0	0.0	0	0	0	0	0	0	0	0	0
TEN 11/3	L	1/0	2	2	0	0.0	0	0	0	0	0	0	0	0	0
@IND 11/10	W	1/1	5	4	1	0.0	0	1	0	0	1	0	0	0	0
CHI 11/24	W	1/1	4	4	0	0.0	0	0	0	0	0	0	0	0	0
@SF 12/1	L	1/1	3	3	0	0.0	0	0	0	0	1	0	0	0	0
@ARI 12/8	L	1/1	9	9	0	0.0	0	0	0	0	1	0	0	0	0
NO 12/15	W	1/1	5	5	0	0.0	0	1	7	7	0	0	0	0	0
TB 12/22	W	1/1	2	1	1	0.0	0	0	0	0	1	0	0	0	0
@SEA 12/29	L	1/1	7	6	1	0.0	0	0	0	0	0	0	0	0	0
TOTAL	7-9	16/12	66	58	8	0	0	3	36	29	0	7	0	0	0

## 2012 ST. LOUIS RAMS

Game	W/L	P/S	T	S	A	Sk	Yds	Int	Yds	Lg	TD	PD	FF	FR	Yds
@DET 9/9	L	1/0	0	0	0	0.0	0	0	0	0	0	0	0	0	0
WAS 9/16	W	1/0	0	0	0	0.0	0	0	0	0	0	0	0	0	0
@CHI 9/23	L	1/0	0	0	0	0.0	0	0	0	0	0	0	0	0	0
SEA 9/30	W	1/0	0	0	0	0.0	0	1	4	0	1	0	0	0	0
ARI 10/4	W	1/0	4	4	0	0.0	0	0	0	0	0	0	0	0	0
@MIA 10/14	L	1/0	0	0	0	0.0	0	0	0	0	0	0	0	0	0
GB 10/21	L	1/0	0	0	0	0.0	0	0	0	0	1	0	0	0	0
NE 10/28	L	1/0	0	0	0	0.0	0	0	0	0	1	0	0	0	0
@SF 11/11	T	1/1	5	4	1	0.0	0	0	0	0	0	0	0	0	0
NYJ 11/18	L	1/0	3	3	0	0.0	0	0	0	0	0	0	0	0	0
@ARI 11/25	W	1/0	3	3	0	0.0	0	0	0	0	0	0	0	0	0
SF 12/2	W	1/0	1	1	0	0.0	0	0	0	0	0	0	0	0	0
@BUF 12/9	W	1/0	4	4	0	0.0	0	0	0	0	0	0	0	0	0
MIN 12/16	L	1/0	3	2	1	0.0	0	0	0	0	1	0	0	0	0
@TB 12/23	W	1/1	4	3	1	0.0	0	1	0	0	3	0	0	0	0
@SEA 12/30	L	1/1	8	6	2										



# 20 | LAMARCUS JOYNER

Position:	Safety
Ht./Wt.:	5-8/190
Birth Date:	11/27/90
College:	Florida State
Hometown:	Miami, Fla.
Experience:	4th year (4th Rams)
Acquired:	D2-2014

Career GP/GS (Playoffs): 52/27 (1/1)



**TRANSACTIONS:** Selected by the Rams in the second round (41st overall) of the 2014 NFL Draft (5/9/14).

**PRO:** Has seen action in 52 games with 27 starts and one playoff start...four-year pro has 260 tackles (191 solo) with 24 passes defended and 4.0 sacks.

**2017 SEASON:** Started in 12 games with one postseason start...finished the regular season with 61 tackles (32 solo), seven passes defended, three interceptions and one forced fumble...**vs. Indianapolis (9/10):** Notched five tackles, one pass defended and his first career interception that he returned 29 yards for a touchdown...**vs. Washington (9/17):** Totalled nine tackles (eight solo)...**vs. Arizona (10/22):** Recorded three tackles (two solo)...also nabbed his second interception of the season and returned it for 29 yards...**at Arizona (12/3):** Tallied seven tackles (five solo), three passes defended, and one interception...marked his third interception of the season and he returned it 46 yards...**at Seattle (12/17):** Recorded five tackles (two solo) and a forced fumble...**Wild Card vs. Atlanta (1/6/18):** Started at safety...collected a team-leading 11 tackles (10 solo).

**2016 SEASON:** Made eight starts in 14 games at the cornerback position...finished with 70 tackles (56 solo) and one sack...set a career best in passes defended with eight...forced his first fumble of his career...**vs. Seattle (9/18):** Recorded six tackles (five solo) and two passes defended...**at Tampa Bay (9/25):** Tallied nine tackles (seven solo), and defended one pass...**at Arizona (10/2):** Recorded six solo tackles and defended one pass...**at Detroit (10/16):** Started at cornerback...tied his career high for solo tackles with 10...tallied one pass defended...**vs. New York Giants (10/23):** Started at cornerback...recorded three tackles (two solo)...registered two passes defended...forced a fumble...**vs. Miami (11/20):** Tallied four solo tackles and one pass defended...recorded his first sack of the season on QB Ryan Tannehill for a seven yard loss...**at New England (12/4):** Tallied nine tackles (six solo)...recorded one hit on Patriots QB Tom Brady.

**2015 SEASON:** Played in 16 games, started five...amassed 81 tackles (70 solo), 2.0 sacks, six passes defended and one fumble recovery...**at San Francisco (1/3/16):** Started at safety...matched a season-high eight tackles (seven solo)...**vs. Arizona (12/6):** Started on defense...registered eight solo tackles and two passes defended...**at Baltimore (11/22):** Saw action on defense and special teams...made five solo tackles...**vs. Chicago (11/15):** Saw action on defense...garnered five tackles (four solo)...**vs. San Francisco (11/1):** Saw action on defense...notched five tackles (four solo)...**vs. Cleveland (10/25):** Saw action on defense...recorded seven tackles (six solo) and two passes defended...**at Green Bay (10/11):** Started at defensive back...registered a season-high eight solo tackles and recovered one fumble...**at Arizona (10/4):** Saw action on defense...sacked QB Carson Palmer...also recorded six tackles (five solo)...**vs. Pittsburgh (9/27):** Started on defense...made six solo tackles...**vs. Seattle (9/13):** Saw action on defense...sacked QB Russell Wilson for a 10-yard loss...marked his second career sack...also recorded six tackles (five solo).

**2014 SEASON:** Saw action in 10 games...tallied 48 tackles (33 solo) had three passes defended and a 1.0 sack for six yards...**vs. Minnesota (9/7):** Made his NFL debut...tallied two solo tackles...added one special teams tackle...**at Philadelphia (10/5):** Recorded eight tackles (five solo)...registered two passes defended...**vs. Seattle (10/19):** Saw action at cornerback...registered nine tackles (six solo)...added three assists...**at Kansas City (10/26):** Saw action at cornerback...recorded a single-game high 11 tackles (10 solo)...**at San Francisco (11/2):** Saw action at cornerback...garnered seven tackles (three solo)...had one quarterback pressure and one pass defended...**at Seattle (12/28):** Started at cornerback...notched four tackles (three solo)...registered a 1.0 sack for six yards, first of his first career.

**COLLEGE:** Started 40-of-55 games at Florida State – 13 at free safety, 14 at strong safety and 13 at cornerback...recorded 197 tackles (128 solos) with 6.5 sacks for minus 57 yards and 10.5 stops for losses of 71 yards...credited with three quarterback pressures and three forced fumbles...deflected 15 passes and intercepted eight others for 80 yards in returns...ranks second in school history with an average of 24.23 yards on 52 kickoff returns for 1,260 yards, topped by only Greg Reid (24.65-yard average; 63 for 1,553; 2009-11)...his average of 30.54 yards per kickoff return in 2011 broke the previous FSU season record of 30.09 yards by Michael Ray Garvin (22 for 622; 2008)...the unanimous All-American was a finalist for the Bronko Nagurski Award and Jim Thorpe Award in 2013...finished second in the voting for the Ultimate Herbie Award, given by ESPN's Kirk Herbstreit for college football's top performances...the first Seminole defensive back to be named a consensus first-team All-American since 2000 and is just the seventh defensive back in FSU history to garner consensus first team All-American honors joining players like Deion Sanders, LeRoy Butler and Terrell Buckley...the All-Atlantic Coast Conference first-team selection started 13 games at cornerback in 2013...ranked second on the team with a career-high 69 tackles, as he led the league's defensive backs with 5.5 sacks for minus 54 yards and seven stops for losses totaling 57 yards...finished fourth in the league with three forced fumbles and was credited with three quarterback pressures...had four pass deflections, along with a pair of interceptions for 20 yards in returns...added 110 yards on five kickoff returns (22.0 avg)...was the unquestioned leader on the nation's top-ranked pass defense...started all 14 games at strong safety in 2012, helping Florida State's defense lead the nation in yards allowed per play

(3.86), rank second nationally in total defense (254.14 ypg)...garnered All-ACC second-team honors in 2011, after he took over free safety duties, starting all 13 games...named the most improved player on defense and a winner of the Bob Crenshaw Award at the team's annual banquet...recognized for his work in the classroom with one of eight sophomore academic awards and at the annual team banquet...a true freshman boundary cornerback in 2010, played in all 14 games and finished with 23 tackles (18 solos), two pass break-ups and one interception.

**PERSONAL:** Attended Southwest Miami (Fla.) High School, where he played three seasons on the varsity at linebacker and defensive back as well as wide receiver and kick returner...as a sophomore, he had more than 100 tackles and accounted for more than 1,000 yards on offense...In his junior year, he recorded 112 tackles, four sacks and an interception...that season, Joyner also scored five touchdowns on special teams - four via kickoffs and one on a punt return...Offensively, he had 17 receptions for 482 yards and seven touch-downs...decided to transfer to St. Thomas Aquinas High School in Fort Lauderdale, Fla., a private school and football powerhouse coached by George Smith...for his senior season, contributed as a shut-down cornerback, recording only 14 tackles (12 solos) as opponents stayed away from his side of the field...also starred on special teams, as he averaged 39.6 yards per return and managed to return three kickoffs for scores...on offense, he recorded 1,090 all-purpose yards on just 79 touches, scoring four rushing and four receiving touchdowns...Earned the National Defensive Player of the Year award by USA Today, becoming the fourth USA Today National Defensive Player of the Year to sign with Florida State, joining Derrick Brooks, David Warren and Antonio Cromartie...regarded as a five-star recruit by Rivals.com, and ranked as the best cornerback prospect in his class...a Business major...born in Miami, Florida...participated in numerous community events, including Coach Fisher & Friends Celebrity Softball game, 6th Annual Playground Build at Marygrove, St. Louis Rams Training Academy Youth Camp, United Way Kickoff for Charity Luncheon and the All-Community Team Ticket program.

## LAMARCUS JOYNER NFL STATISTICS

### REGULAR SEASON

Year	Team	G/S	Tackles				Interceptions					Fumbles			Yds
			Total	Solo	Asst	Sk	Yds	Int	Yds	Lg	TD	PD	FF	FR	
2014	RAMS	10/1	48	33	15	1.0	6.0	0	0	0	0	3	0	0	0
2015	RAMS	16/6	81	70	11	2.0	11.0	0	0	0	0	6	0	1	0
2016	RAMS	14/8	70	56	14	1.0	7.0	0	0	0	0	8	1	0	0
2017	RAMS	12/12	61	32	29	0.0	0.0	3	46	46	1	7	1	0	0
Total		52/27	260	191	69	4.0	24.0	3	46	46	1	24	2	1	0

### POSTSEASON

Year	Team	G/S	Tackles				Interceptions					Fumbles			Yds
			Total	Solo	Asst	Sk	Yds	Int	Yds	Lg	TD	PD	FF	FR	
2017	RAMS	1/1	11	10	1	0.0	0.0	0	0	0	0	0	0	0	0

**ADDITIONAL CAREER STATISTICS:** Special teams tackles: RAMS 2014 (3).

### SINGLE GAME HIGHS

Total Tackles – 11, twice at Kansas City (10/26/14), last vs. Atlanta (1/6/18)

Solo Tackles – 10, three times, at Kansas City (10/26/14), at Detroit (10/16/16), last vs. Atlanta (1/6/18)

## LAMARCUS JOYNER GAME-BY-GAME STATISTICS

### 2017 LOS ANGELES RAMS

Game	W/L	P/S	T	S	A	Sk	Yds	Int	Yds	Lg	TD	PD	FF	FR	Yds
IND 9/10	W	1/1	5	4	1	0	0	1	29t	29t	1	1	0	0	0
WAS 9/17	L	1/1	9	8	1	0	0	0	0	0	0	0	0	0	0
@SF 9/21	W	1/1	4	1	3	0	0	0	0	0	0	0	0	0	0
@DAL 10/1	W					Declared Inactive									
SEA 10/8	L					Declared Inactive									
@JAC 10/15	W					Declared Inactive									
ARI 10/22	W	1/1	3	2	1	0	0	1	29	0	0	0	0	0	0
@NYG 11/5	W	1/1	6	2	4	0	0	0	0	0	0	0	0	0	0
HOU 11/12	W	1/1	3	1	2	0	0	0	0	0	0	1	0	0	0
@MIN 11/19	L	1/1	6	4	2	0	0	0	0	0	0	1	0	0	0
NO 11/26	W	1/1	1	1	0	0	0	0	0	0	0	1	0	0	0
@ARI 12/2	W	1/1	7	5	2	0	0	1	46	46	0	3	0	0	0
PHI 12/10	L	1/1	6	2	4	0	0	0	0	0	0	0	0	0	0
@SEA 12/17	W	1/1	5	2	3	0	0	0	0	0	0	0	1	0	0
@TEN 12/24	W	1/1	6	0	6	0	0	0	0	0	0	0	0	0	0
SF 12/31	L					Declared Inactive									
TOTALS	11-5	12/12	61	32	29	0	0	3	104	46	1	7	1	0	0
<b>POSTSEASON</b>															
ATL 1/6/18	L	1/1	11	10	1	0	0	0	0	0	0	0	0	0	0
TOTALS	0-1	1/1	11	10	1	0	0	0	0	0	0	0	0	0	0

### 2016 LOS ANGELES RAMS

Game	W/L	P/S	T	S	A	Sk	Yds	Int	Yds	Lg	TD	PD	FF	FR	Yds
@SF 9/12	L	1/1	6	5	1	0	0.0	0	0	0	0	0	0	0	0
SEA 9/18	W	1/0	6	5	1	0	0.0	0	0	0	0	0	2	0	0
@TB 9/25	W	1/0	9	7	2	0	0.0	0	0	0	0	0	1	0	0
@ARI 10/2	W	1/1	6	6	0	0	0.0	0	0	0	0	0	1	0	0
BUF 10/9	L	1/0	3	3	0	0	0.0	0	0	0	0	0	0	0	0
@DET 10/16	L	1/1	10	10	0	0	0.0	0	0	0	0	0	1	0	0
NYG 10/23	L	1/1	3	2	1	0	0.0	0	0	0	0	0	2	1	0
CAR 11/6	L	1/1	2	2	0	0	0.0	0	0	0	0	0	0	0	0
@NYJ 11/13	W	1/0	4	2	2	0	0.0	0	0	0	0	0	0	0	0
MIA 11/20	L	1/1	4	4	0	1	7.0	0	0	0	0	0	1	0	0
@NO 11/27	L	1/1	2	1	1	0	0.0	0	0	0	0	0	0	0	0
@NE 12/4	L	1/1	9	6	3	0	0.0	0	0	0	0	0	0	0	0
ATL 12/11	L	1/0	3	3	0	0	0.0	0	0	0	0	0	0	0	0
@SEA 12/15	L	1/1	3	0	3	0	0.0	0	0	0	0	0	0	0	0
SF 12/24	L					Declared Inactive									
ARI 1/1/17	L					Declared Inactive									
TOTALS	4-12	14/8	70	56	14	1	7.0	0	0	0	0	0	8	1	0

# LAMARCUS JOYNER GAME-BY-GAME STATISTICS CONTINUED

## 2015 ST. LOUIS RAMS

Game	W/L	P/S	T	S	A	Sk	Yds	Int	Yds	Lg	TD	PD	FF	FR	Yds
SEA 9/13	W	1/0	6	5	1	1.0	10.0	0	0	0	0	0	0	0	0
@WSH 9/20	L	1/0	4	4	0	0.0	0.0	0	0	0	0	0	0	0	0
PIT 9/27	L	1/1	6	6	0	0.0	0.0	0	0	0	0	0	0	0	0
@ARI 10/4	W	1/0	6	5	1	1.0	1.0	0	0	0	0	0	0	0	0
@GB 10/11	L	1/1	8	8	0	0.0	0.0	0	0	0	0	0	0	1	0
CLE 10/25	W	1/1	7	6	1	0.0	0.0	0	0	0	2	0	0	0	0
SF 11/1	W	1/0	5	4	1	0.0	0.0	0	0	0	0	0	0	0	0
@MIN 11/8	L	1/0	3	1	2	0.0	0.0	0	0	0	0	0	0	0	0
CHI 11/15	L	1/0	5	4	1	0.0	0.0	0	0	0	0	0	0	0	0
@BAL 11/22	L	1/0	5	5	0	0.0	0.0	0	0	0	0	0	0	0	0
@CIN 11/29	L	1/0	0	0	0	0.0	0.0	0	0	0	0	0	0	0	0
ARI 12/6	L	1/1	8	8	0	0.0	0.0	0	0	0	2	0	0	0	0
DET 12/13	W	1/0	3	2	1	0.0	0.0	0	0	0	1	0	0	0	0
TB 12/17	W	1/1	4	3	1	0.0	0.0	0	0	0	0	0	0	0	0
@SEA 12/27	W	1/1	3	2	1	0.0	0.0	0	0	0	1	0	0	0	0
@SF 1/3	L	1/0	8	7	1	0.0	0.0	0	0	0	0	0	0	0	0
TOTAL	7-9	16/5	81	70	11	2.0	11.0	0	0	0	0	6	0	1	0

## 2014 ST. LOUIS RAMS

Game	W/L	P/S	T	S	A	Sk	Yds	Int	Yds	Lg	TD	PD	FF	FR	Yds
MIN 9/7	L	1/0	2	2	0	0.0	0.0	0	0	0	0	0	0	0	0
@TB 9/14	W													Inactive	
DAL 9/21	L	1/0	4	2	2	0.0	0.0	0	0	0	0	0	0	0	0
PHI 10/5	L	1/0	8	5	3	0.0	0.0	0	0	0	0	2	0	0	0
SF 10/13	L	1/0	2	1	1	0.0	0.0	0	0	0	0	0	0	0	0
SEA 10/19	W	1/0	9	6	3	0.0	0.0	0	0	0	0	0	0	0	0
@KC 10/26	L	1/0	11	10	1	0.0	0.0	0	0	0	0	0	0	0	0
@SF 11/2	W	1/0	7	3	4	0.0	0.0	0	0	0	0	1	0	0	0
@ARI 11/9	L	1/0	0	0	0	0.0	0.0	0	0	0	0	0	0	0	0
DEN 11/16	W													Inactive	
@SD 11/23	L													Inactive	
OAK 11/30	W													Inactive	
@WAS 12/7	W													Inactive	
ARI 12/11	L													Inactive	
NYG 12/21	L	1/0	1	1	0	0.0	0.0	0	0	0	0	0	0	0	0
@SEA 12/28	L	1/1	4	3	1	1.0	6.0	0	0	0	0	0	0	0	0
TOTAL	5-10	10/1	48	33	15	1.0	6.0	0	0	0	0	3	0	0	0





# 18 | COOPER KUPP

Position:	Wide Receiver
Ht./Wt.:	6-2/205
Birth Date:	6/15/1993
College:	Eastern Washington
Hometown:	Yakima, Wash.
Experience:	Rookie
Acquired:	D3A-2017 (69th)
Career GP/GS (Playoffs): 15/6 (1/0)	



**TRANSACTIONS:** Selected by the Rams in the third round (69th overall) of the 2017 NFL Draft (4/29/17).

**2017 SEASON:** Started in six of 15 games and played in one postseason game...tallied 62 receptions for 869 yards and five touchdowns...set the Rams rookie record for receptions.....**vs. Indianapolis (9/10):** Saw action at wide receiver and had four receptions for a game-high 76 yards and a touchdown...**at Dallas (10/1):** Saw action at wide receiver...had five receptions for 60 yards and a touchdown...**vs. Arizona (10/22):** Saw action at wide receiver...hauled in four receptions for 51 yards and a touchdown...**at New York Giants (11/5):** Made first career start at wide receiver...recorded three receptions for 54 yards...**at Minnesota (11/19):** Started at wide receiver...hauled in six receptions for 64 yards...**vs. New Orleans (11/26):** Saw action at wide receiver...recorded a career high in receptions (eight) for 116 receiving yards...first 100-plus yard game of his career...**at Arizona (12/3):** Started at wide receiver...registered five receptions for 68 yards...**vs. Philadelphia (12/10):** Started at wide receiver...hauled in five receptions for a career-high 118 yards, including a career-long 64-yard reception and one touchdown...posted his second-career 100-plus yard game... **at Tennessee (12/24):** Started at wide receiver...registered four receptions for 65 yards and one touchdown...**Wild Card vs. Atlanta (1/6/18):** Saw action at wide receiver...tallied eight receptions for 69 yards and one touchdown...became the first Rams rookie in franchise history to catch eight passes in a postseason game.

**COLLEGE:** Kupp was a consensus FCS All-American for the four straight seasons...earned first team All-America honors on all eight 2016 teams announced, bringing his total of All-America honors won in four seasons to 30 (all first team, including nine in 2013, six in 2014, seven in 2015 and eight in 2016)...in addition, he earned 14 different national player of the year accolades in his career and was a three-time Academic All-America selection...in 2016, Kupp became the first wide receiver and just the fourth player overall in the 54-year history of the Big Sky Conference to earn first team All-Big Sky honors four seasons...in 2015, Kupp became only the second wide receiver in 42 years to capture the Big Sky Conference Offensive MVP Award, then became one of only 10 repeat winners in league history in 2016...also a two-time team co-captain, honored four times on the Big Sky Conference All-Academic team and was twice selected as an Academic All-Star by the FCS Athletic Director's Association...he was honored as Big Sky Conference Player of the Week six times in his career – four times on offense and twice on special teams...Kupp established 15 FCS, 11 Big Sky and 26 EWU records in his illustrious 52-game Eastern career (all as a starter), and added a collegiate all-division mark...his 6,464 yards, 428 receptions, 73 touchdown catches, 124.3 average yards per game and 1.40 average touchdowns per game were all FCS records.

**PERSONAL:** Attended Davis High School where he was a two-way All-State selection...earned first team 4A All-State honors as a defensive back and honorable mention accolades as a wide receiver from the *Associated Press*...finished his senior season with 60 receptions for 1,059 yards (17.7 per catch) and 18 touchdowns, and scored 22 total touchdowns to set a school record...married to the former Anna Croskrey...parents are Craig and Karin Kupp, who were both inducted into the Pacific Lutheran University Hall of Fame in 2003...his father was a fifth-round draft pick by the New York Giants in 1990 and played in 1991 for the Phoenix Cardinals and the Dallas Cowboys...his grandfather, Jake Kupp, was an offensive lineman for the University of Washington and was drafted by the Dallas Cowboys in the 1964 NFL draft and played from 1964-75 with stints with the Washington Redskins, New Orleans Saints and Atlanta Falcons...he was named to the NFL All-Rookie team and was inducted into the New Orleans Saints Hall of Fame in 1991...earned his bachelor's degree in economics.

## COOPER KUPP NFL STATISTICS

REGULAR SEASON												
Year	Team	G/S	Receiving					Rushing				
			No	Yds	Avg	Lg	TD	Att	Yds	Avg	Lg	TD
2017	RAMS	15/6	62	869	14.0	64	5	0	0	0.0	0	0
<b>TOTALS</b>		<b>15/6</b>	<b>62</b>	<b>869</b>	<b>14.0</b>	<b>64</b>	<b>5</b>	<b>0</b>	<b>0</b>	<b>0.0</b>	<b>0</b>	<b>0</b>

POSTSEASON												
Year	Team	G/S	Receiving					Rushing				
			No	Yds	Avg	Lg	TD	Att	Yds	Avg	Lg	TD
2017	RAMS	1/0	8	69	8.6	15	1	0	0	0.0	0	0

# COOPER KUPP GAME-BY-GAME STATISTICS

## 2017 LOS ANGELES RAMS

Game	W/L	P/S	Receiving				Rushing					
			No	Yds	Avg	Lg	TD	Att	Yds	Avg	Lg	TD
IND 9/10	W	1/0	4	76	19.0	28	1	0	0	0.0	0	0
WAS 9/17	L	1/0	3	33	11.0	17	0	0	0	0.0	0	0
@SF 9/21	W	1/0	2	17	17.0	13	0	0	0	0.0	0	0
@DAL 10/1	W	1/0	5	60	12.0	24	1	0	0	0.0	0	0
SEA 10/8	L	1/0	3	44	14.7	19	0	0	0	0.0	0	0
@JAC 10/15	W	1/0	2	35	17.5	22	0	0	0	0.0	0	0
ARI 10/22	W	1/0	4	51	12.8	18	1	0	0	0.0	0	0
@NYG 11/5	W	1/1	3	54	18.0	35	0	0	0	0.0	0	0
HOU 11/12	W	1/0	6	47	7.8	19	0	0	0	0.0	0	0
@MIN 11/19	L	1/1	6	64	10.7	23	0	0	0	0.0	0	0
NO 11/26	W	1/0	8	116	14.5	53	0	0	0	0.0	0	0
@ARI 12/2	W	1/1	5	68	13.6	25	0	0	0	0.0	0	0
PHI 12/10	L	1/1	5	118	23.6	64	1	0	0	0.0	0	0
@SEA 12/17	W	1/1	2	21	10.5	15	0	0	0	0.0	0	0
@TEN 12/24	W	1/1	4	65	16.3	34	1	0	0	0.0	0	0
SF 12/31	L					Did not play						
<b>TOTALS</b>	<b>11-5</b>	<b>15/6</b>	<b>62</b>	<b>869</b>	<b>14.0</b>	<b>64</b>	<b>5</b>	<b>0</b>	<b>0</b>	<b>0.0</b>	<b>0</b>	<b>0</b>
<b>POSTSEASON</b>												
ATL 1/6/18	L	1/0	8	69	8.6	15	1	0	0	0.0	0	0
<b>TOTALS</b>	<b>0-1</b>	<b>1/0</b>	<b>8</b>	<b>69</b>	<b>8.6</b>	<b>15</b>	<b>1</b>	<b>0</b>	<b>0</b>	<b>0.0</b>	<b>0</b>	<b>0</b>



# 58 | CORY LITTLETON

**Position:** Linebacker  
**Ht./Wt.:** 6-3/225  
**Birth Date:** 11/18/93  
**College:** Washington  
**Hometown:** Spring Valley, Calif.  
**Experience:** 2nd year (2nd Rams)  
**Acquired:** UDFA-2016  
**Career GP/GS (Playoffs):** 32/5 (1/0)



**TRANSACTIONS:** Signed with the Los Angeles Rams as an undrafted free agent (5/6/16).

**2017 SEASON:** Played in all 16 games with four starts and played in one postseason game...recorded 31 tackles (19 solo), one sack, three passes defended, one forced fumble...**vs. Indianapolis (9/10):** Saw action at linebacker and forced a fumble and added solo one tackle...also tallied one special teams tackle...**at San Francisco (9/21):** Saw action at linebacker and on special teams and registered one solo tackle...**at Jaguars (10/16):** Saw action at outside linebacker and on special teams...collected two tackles...blocked a punt that was returned for a touchdown...**vs. Arizona (10/22):** Saw action at outside linebacker and on special teams...registerd his first career pass defended...tallied three special teams tackles...**at New York Giants (11/5):** Saw action on defense and on special teams...collected two solo tackles and one pass defended...blocked a Brad Wing punt in the third quarter...his second blocked punt of the season...**vs. Philadelphia (12/10):** Started at outside linebacker...recorded four tackles (three solo) and one quarterback hit...added one tackle on special teams...**at Seattle (12/17):** Saw action on defense and on special teams...collected four tackles (two solo), including one for loss...added two tackles on special teams...**at Tennessee (12/24):** Started at linebacker for an injured LB Mark Barron and saw action on special teams...recorded a career-high seven tackles (three solo), including one for loss...also notched one pass defended, his first career interception and a sack...**vs. San Francisco (12/31):** Started at linebacker and saw action on special teams...totalled a career-high eight tackles (five solo)...**Wild Card vs. Atlanta (1/6/18):** Saw action at linebacker and on special teams...notched one special teams tackle.

**2016 SEASON:** Played in all 16 games on defense and special teams...finished his rookie season with 13 tackles and nine special teams tackles...recipient of the Carroll Rosenbloom Memorial Award as the club's top rookie...**vs. New York Giants (10/23):** Recorded a personal-best two special teams tackles...**vs. Miami (11/20):** Played on defense and special teams...recorded his first career tackle...**at New Orleans (11/27):** Registered two tackles (one solo)...added one special teams tackle...**at New England (12/4):** Notched a career-high six tackles (five solo)...added one special teams tackle...**vs. Arizona (1/1):** Led the team with two special teams tackles.

**COLLEGE:** Played in 49 games...registered 178 career tackles (100 solo), 12.0 sacks, six passes defended, three forced fumble, and two fumble recoveries...in 2015, started all 13 games...garnered 65 tackles (39 solo), 6.0 sacks, and two passes defended...named honorable mention All-Pac-12...finished 10th in the Pac-12 in sacks (6.0)...in 2014, played in all 14 games with four starts...collected 37 tackles (22 solo), 1.0 sack, one forced fumble, and one fumble recovery...in 2013, started all 13 games at defensive end...made 62 tackles, 5.0 sacks, two passes defended, one forced fumble and one fumble recovery...in 2012, played in nine games, had 14 tackles (six solo) and one forced fumble.

**PERSONAL:** Attended Mount Miguel High School...named first-team All-CIF San Diego Section and first-team All-East County as both a junior and senior at defensive end...as a senior, helped Mount Miguel to an 8-2 record and a berth in the quarterfinals of the CIF San Diego Section Division IV playoffs...also played basketball.

## CORY LITTLETON NFL STATISTICS


REGULAR SEASON																		
Year	Team	G/S	Tackles				Sk	Yds	Interceptions				TD	PD	Fumbles			Yds
			Total	Solo	Asst	Asst			Int	Yds	Lg	FF			FR	FR		
2016	RAMS	16/1	13	8	5	0.0	0.0	0	0	0	0	0	0	0	0	0	0	
2017	RAMS	16/4	31	19	12	1.0	6.0	1	2	0	0	3	1	0	0	0		
<b>Total</b>		<b>32/5</b>	<b>44</b>	<b>27</b>	<b>17</b>	<b>1.0</b>	<b>6.0</b>	<b>1</b>	<b>2</b>	<b>0</b>	<b>0</b>	<b>3</b>	<b>1</b>	<b>0</b>	<b>0</b>	<b>0</b>		

POSTSEASON																		
Year	Team	G/S	Tackles				Sk	Yds	Interceptions				TD	PD	Fumbles			Yds
			Total	Solo	Asst	Asst			Int	Yds	Lg	FF			FR	FR		
2017	RAMS	1/0	0	0	0	0	0	0	0	0	0	0	0	0	0	0	0	

**ADDITIONAL CAREER STATISTICS:** Blocked Punt: 2017: (2); Special Teams Tackles: 2017: (7); 2016: (9); Postseason (1).





# 73 | CORNELIUS LUCAS

Position:	Tackle
Ht./Wt.	6-9/320
Birth Date:	7/18/1991
College:	Kansas State
Hometown:	New Orleans, LA.
Experience:	4th Year (1st Rams)
Acquired:	FA-2017

Career GP/GS (Playoffs): 36/7 (2/2)



**TRANSACTIONS:** Signed with the Rams as a free agent (9/12/17)...released by the Lions (9/3/17)...re-signed as a restricted free agent with the Lions (4/17/17)...declared a restricted free agent (3/9/17)...signed with the Detroit Lions as a rookie free agent (5/12/14).

**PRO:** Fourth year pro...played in 36 regular season games with seven starts...earned starts in each of the Lions' two playoff games while on the Detroit roster.

**2017 SEASON:** Made Rams debut in Week 17 starting at right tackle...**vs. San Francisco (12/31):** Started at right tackle...**Wild Card vs. Atlanta (1/6/18):** Declared inactive.

**2016 SEASON:** Made 2016 debut vs. Rams in a Week 6 contest...appeared in four regular season games..started NFC Wildcard Game against Seattle...**vs. Washington (10/23):** Saw time on both offense and special teams...**at Houston (10/16):** Filled in briefly for T Riley Reiff at right tackle...**at Seattle (1/7):** Filled in for injured T Riley Reiff in just his fifth game action of 2016.

**2015 SEASON:** Started at right tackle in Week 1 **at San Diego (9/13)**, Week 2 **at Minnesota (9/20)** and Week 3 **vs. Denver (9/27)** and appeared in 15 games on the season...saw action in a reserve offensive line role in Week 4 **at Seattle (10/5)**, Week 5 **vs. Arizona (10/11)**, Week 6 **vs. Chicago (10/18)**, Week 7 **vs. Minnesota (10/25)** and Week 8 **at Kansas City (11/1)**.

**2014 SEASON:** Started 2014 rookie campaign in a reserve role in Week 2 **at Carolina (9/14)** and saw action in 15 games this season. Shared most of his time with T Garrett Reynolds in the right tackle rotation... Part of offensive line effort that gained 28 first downs in Week 13 **vs. Chicago (11/27)**, earning his first-career NFL start at left tackle, replacing injured T Riley Reiff.

**COLLEGE:** A two-time All-Big 12 performer for the Wildcats, Lucas started 26 games at left tackle for Kansas State and brings tremendous size and length at 6-9, 328 pounds to the Lions' offensive line group...started all 13 games as a senior, including the Wildcats' bowl game vs. Michigan (12/28). Named to the Outland Trophy watch list in his final year...as a junior in 2012, took over the starting duties (13 games) at left tackle and helped Kansas State capture the 2012 Big 12 title as he earned First Team All-Big 12 honors from the league's coaches and second team accolades from the Associated Press and Phil Steele for the first time in his career...appeared in 12 games as a reserve offensive lineman as a freshman and sophomore.

**LUCAS' Career GP/GS (Playoffs):** RAMS 2017 (1/1), Detroit 2016 (3/0) (1/1), Detroit 2015 (15/3), Detroit 2014 (15/3) (1/1)  
**Career GP/GS (Playoffs): 36/7 (2/2).**



# 55 | CAMERON LYNCH

**Position:** Linebacker  
**Ht./Wt.** 6-0/229  
**Birth Date:** 8/5/1993  
**College:** Syracuse  
**Hometown:** Lawrenceville, Ga.  
**Experience:** 3rd Year (2nd Rams)  
**Acquired:** FA-2017

**Career GP/GS (Playoffs):** 42/0 (0/0)



**TRANSACTIONS:** Signed to the Rams active roster (12/9/17), after being signed to their practice squad (12/5)...was a member of the Tampa Bay Buccaneers 9/13/16 through 12/2/17...originally signed with the Rams as an undrafted free agent (5/7/15).

**PRO:** Played in 42 games as a pro, including 16 games his rookie season with the Rams...saw action on defense and was a key contributor on special teams.

**2017 SEASON:** Finished the regular season with two solo tackles... **vs. Philadelphia (12/10):** Saw action on special teams **at Seattle (12/17):** Saw action on special teams...**at Tennessee (12/24):** Saw action on special teams....**vs. San Francisco (12/31):** Saw action at linebacker and on special teams...recorded two solo tackles...**Wild Card vs. Atlanta (1/6/18):** Declared inactive.

**2016 SEASON:** Spent time on the Bucs practice squad and active roster.

**2015 SEASON:** Finished the season with six special team tackles...**vs. Arizona (12/6):** Played on special teams...recorded one special teams tackle...**at Minnesota (11/08):** Played on special teams...tallied three tackles...**vs. San Francisco (11/01):** Saw action on special teams...recorded one tackle...**at Arizona (10/4):** Saw action on special teams and on defense...posted one special teams tackle...**vs. Seattle (9/13):** Made his NFL debut on special teams....**Wild Card vs. Atlanta (1/6/18):** Declared inactive.

**COLLEGE:** A two-year starter for the Orange and appeared in 50 games over four-year career...played in the NFLPA Collegiate Bowl...started all 12 games and led team with 97 tackles, inducing 12 for loss, and seven sacks as a senior captain in 2014...earned third-team All-ACC honors from Phil Steele...as a junior in 2013, posted 69 tackles, including 12 for loss, six pass deflections and four sacks...named 2010 Atlanta Journal Constitution and Gwinnett Daily Post AAAAAA Defensive Player of the Year as a high school senior...majored in economics...wants to pursue a career in broadcasting after football.

**PERSONAL:** Born Cameron Ellis Lynch in Lawrenceville, Ga...attended Brookwood High School in Snellville, Ga. and earned 2010 AAAAA First Team All-State and All-County honors...named 2010 Atlanta Journal Constitution and Gwinnett Daily Post AAAAAA Defensive Player of the Year...in 2010, helped lead team to a 14-1 record and class 5A state championship...as a senior captain, had 188 tackles, including a school-record 18.5 sacks, and five interceptions...as a junior, registered 135 tackles, 4.0 sacks and an interception...Coach: Mark Crews...member of the 2010 state champion track & field team, competing in the discus...member of the Key Club...son of Sean Lynch and Rhonda Hanley...has one sister.

## CAMERON LYNCH NFL STATISTICS

REGULAR SEASON															
Year	Team	G/S	Tackles		Asst	Sk	Yds	Interceptions			TD	PD	Fumbles		
			Total	Solo				Int	Yds	Lg			FF	FR	Yds
2015	RAMS	16/0	0	0	0	0.0	0.0	0	0	0	0	0	0	0	0
2016	Tampa Bay	12/0	0	0	0	0.0	0.0	0	0	0	0	0	0	0	0
2017	Tampa Bay	11/0	0	0	0	0.0	0.0	0	0	0	0	0	0	0	0
2017	RAMS	3/0	2	2	0	0.0	0.0	0	0	0	0	0	0	0	0
<b>Total</b>		<b>42/0</b>	<b>2</b>	<b>2</b>	<b>0</b>	<b>0.0</b>	<b>0.0</b>	<b>0</b>	<b>0</b>	<b>0</b>	<b>0</b>	<b>0</b>	<b>0</b>	<b>0</b>	<b>0</b>

POSTSEASON															
Year	Team	G/S	Tackles		Asst	Sk	Yds	Interceptions			TD	PD	Fumbles		
			Total	Solo				Int	Yds	Lg			FF	FR	Yds
2017	RAMS	1/0	0	0	0	0.0	0.0	0	0	0	0	0	0	0	0

**ADDITIONAL CAREER STATISTICS:** Special Teams Tackles: RAMS 2015 (6).





# 14 | SEAN MANNION

Position:	Quarterback
Ht./Wt.	6-5/231
Birth Date:	4/25/92
College:	Oregon State
Hometown:	Pleasanton, Calif.
Experience:	3rd year (3rd Rams)
Acquired:	D3B-2015 (89th)

Career GP/GS (Playoffs): 7/1 (0/0)



**TRANSACTIONS:** Selected by the Rams in the third round (89th overall) of the 2015 NFL Draft (5/1/15).

**PRO:** Played in seven games in his first three seasons.

**2017 SEASON:** Played in five games with one start...completed 22-of-37 passes for 185 yards and no interceptions...**vs. Indianapolis (9/10):** Saw action in the fourth quarter and completed a 12 yard pass to TE Derek Carrier...**at Seattle (12/17):** Saw action at quarterback...completed one pass for four yards...rushed for three yards...**vs. San Francisco (12/31):** Made his first career start at quarterback...completed 20-of-34 passes for 169 yards, no interceptions for a 71.8 passer rating...**Wild Card vs. Atlanta (1/6/18):** Did not play.

**2016 SEASON:** Played in one game, completed three passes for 19 yards...**vs. Arizona (1/1):** Completed three passes, including a nine-yard pass to TE Lance Kendricks.

**2015 SEASON: at Cincinnati (11/29):** Completed six passes for 31 yards in his NFL debut at quarterback...declared inactive for 15 games...**Week 14 vs. Atlanta (12/11):** Declared inactive.

**COLLEGE:** Finished his career with 13,600 passing yards which ranks 8th in NCAA Division I history...that mark set the Pac-12 record for career passing yards...owns 18 OSU passing records...set OSU career passing touchdown record with 83; also ranks 7th in Pac-12 history...his 64.6 career completion percentage broke the school record...finished career with 43 starts, tied for 8th in OSU history...earned Pac-12 All-Conference Honorable Mention (2013, 2014)...named Pac-12 Offensive player of the Week four times in his career...earned Pac-12 All-Academic Honorable Mention (2014, 2013, 2012)...finished the 2014 season with 3,164 passing yards, the 10th-most prolific season in OSU history...won the 2014 Manning Passing Academy Air-It-Out Challenge...in 2013, tied for fourth in the nation for touchdowns passing (37), including a school record six against Colorado...second in the nation with 4,662 passing yards and passing yards per game (358.6)...set Pac-12 record with 4,662 passing yards in a season...finished tied for third in Pac-12 single season history and set OSU record with 37 touchdown passes...set OSU single season records with 400 completions and 603 pass attempts...named a Freshman All-American in 2011 by the Football Writers Association of America...set Oregon State record for attempts (66) in a single game...finished the season with 16 touchdown passes and one rushing...ended the season with 11 straight games of 200-plus yards passing, a feat matched only by Anderson (13 times in 2003) in the last decade...redshirted in 2010.

**PERSONAL:** Three-year starter and letterwinner in football at Foothill High School...finished high school career as the career passing leader at Foothill...Rivals four-star athlete and rated the 14th-best pro style quarterback in the nation...threw for 3,521 yards and 27 touchdowns as a senior – added three scores on the ground...set a Northern California prep record with 581 yards passing and five touchdowns in a game...led Foothill to the Northern California CIF playoffs...honorable mention All-East Bay and All-Metro as a junior...earned two letters as a pitcher for the baseball team and one letter as a center for the basketball team...born in San Jose, Calif...son of John and Inga Mannion...John is the head football coach at Silverton (Ore.) High School, accepted the position in the spring of 2010...graduated in December 2014 with a degree in liberal studies...pursuing a Master's degree in interdisciplinary studies with options in sociology, political science and history.



# SEAN MANNION NFL STATISTICS

## REGULAR SEASON

Year	Team	G/S	Passing			Pct.	Yds	Yds/Att	TD	Int	Lg	Sk-Yds	Rtg.
			Att.	Cmp	Pct.								
2015	RAMS	1/0	7	6	85.7	31	4.4	0	0	11	0-0	85.1	
2016	RAMS	1/0	6	3	50.0	19	3.2	0	1	9	0-0	17.4	
2017	RAMS	7/1	37	22	59.5	185	5.0	0	0	50	3-20	72.5	
<b>TOTAL</b>		<b>7/1</b>	<b>50</b>	<b>31</b>	<b>62.0</b>	<b>235</b>	<b>4.7</b>	<b>0</b>	<b>1</b>	<b>50</b>	<b>3-20</b>	<b>65.0</b>	

## POSTSEASON

Year	Team	G/S	Passing			Pct.	Yds	Yds/Att	TD	Int	Lg	Sk-Yds	Rtg.
			Att.	Cmp	Pct.								
2017	RAMS	0/0	0	0	0	0	0	0	0	0	0-0	0.0	

# SEAN MANNION GAME-BY-GAME STATISTICS

### 2017 LOS ANGELES RAMS

Game	W/L	P/S	Att	Cmp	Pct	Yds	Yds/Att	TD	Int	Lg	Sk-Yds	Rtg
IND 9/10	W	1/0	1	1	100.0	12	12.0	0	0	12	0	116.7
WAS 9/17	L					Did not play						
@SF 9/21	W					Did not play						
@DAL 10/1	W					Did not play						
SEA 10/8	L					Did not play						
@JAC 10/15	W					Did not play						
ARI 10/22	W	0/0	0	0	0.0	0	0.0	0	0	0	0	0.0
@NYG 11/5	W	0/0	0	0	0.0	0	0.0	0	0	0	0	0.0
HOU 11/12	W					Did not play						
@MIN 11/19	L					Did not play						
NO 11/26	W					Did not play						
@ARI 12/2	W					Did not play						
PHI 12/10	L					Did not play						
@SEA 12/17	W	1/0	2	1	50.0	4	2.0	0	0	4	0	56.3
@TEN 12/24	W					Did not play						
SF 12/31	L	1/1	34	20	58.8	169	4.97	0	0	50	3-20	71.8
<b>TOTALS</b>	<b>11-5</b>	<b>3/1</b>	<b>37</b>	<b>22</b>	<b>59.5</b>	<b>185</b>	<b>5.00</b>	<b>0</b>	<b>0</b>	<b>50</b>	<b>3-20</b>	<b>72.5</b>
<b>POSTSEASON</b>												
ATL 1/6/18	L					Did not play						
<b>TOTALS</b>	<b>0-1</b>											

### 2016 LOS ANGELES RAMS

Game	W/L	P/S	Att	Cmp	Pct	Yds	Yds/Att	TD	Int	Lg	Sk-Yds	Rtg
@SF 9/12	L	0/0				Did not play						
SEA 9/18	W	0/0				Inactive						
@TB 9/25	W	0/0				Inactive						
@ARI 10/2	W	0/0				Inactive						
BUF 10/9	L	0/0				Inactive						
@DET 10/16	L	0/0				Inactive						
NYG 10/23	L	0/0				Inactive						
CAR 11/6	L	0/0				Inactive						
@NYJ 11/13	W	0/0				Inactive						
MIA 11/20	L	0/0				Inactive						
@NO 11/27	L	0/0				Inactive						
@NE 12/4	L	0/0				Inactive						
ATL 12/11	L	0/0				Inactive						
@SEA 12/15	L	0/0				Inactive						
SF 12/24	L	0/0				Did not play						
ARI 1/1/17	L	1/0	6	3	50.0	19	3.2	0	1	9	0-0	17.4
<b>TOTALS</b>	<b>4-12</b>	<b>1/0</b>	<b>6</b>	<b>3</b>	<b>50.0</b>	<b>19</b>	<b>3.2</b>	<b>0</b>	<b>1</b>	<b>9</b>	<b>0-0</b>	<b>17.4</b>

### 2015 ST. LOUIS RAMS

Game	W/L	P/S	Att	Cmp	Pct	Yds	Yds/Att	TD	Int	Lg	Sk-Yds	Rtg
SEA 9/13	W					Inactive						
@WSH 9/20	L					Inactive						
PIT 9/27	L					Inactive						
@ARI 10/4	W					Inactive						
@GB 10/11	L					Inactive						
CLE 10/25	W					Inactive						
SF 11/1	W					Inactive						
@MIN 11/8	L					Inactive						
CHI 11/15	L					Inactive						
@BAL 11/22	L					Inactive						
@CIN 11/29	L	1/0	7	6	85.7	31	4.4	0	0	11	0-0	85.1
ARI 12/6	L					Inactive						
DET 12/13	W					Inactive						
TB 12/17	W					Inactive						
@SEA 12/27	W					Inactive						
@SF 1/3	L					Inactive						
<b>TOTALS</b>	<b>7-9</b>	<b>1/0</b>	<b>7</b>	<b>6</b>	<b>85.7</b>	<b>31</b>	<b>4.4</b>	<b>0</b>	<b>0</b>	<b>11</b>	<b>0-0</b>	<b>85.1</b>



# 44 | JAKE McQUAIDE

<b>Position:</b>	Long Snapper
<b>Ht./Wt.</b>	6-2/225
<b>Birth Date:</b>	12/7/87
<b>College:</b>	Ohio State
<b>Hometown:</b>	Cincinnati, Ohio
<b>Experience:</b>	7th year (7th Rams)
<b>Acquired:</b>	FA-2011

**Career GP/GS (Playoffs):** 112/0 (1/0)



**TRANSACTIONS:** Signed with the Rams (7/27/11)...signed a four-year contract extension in July 2013 to extend his contract into 2017.

**PRO:** Seventh-year pro has played in all 112 games of his career...tallied 1,037 clean snaps through first seven seasons...has made nine tackles on special teams...received Pro Bowl honors for the first time in his career in 2016.



**2017 SEASON:** Recorded 151 consecutive clean snaps...had one special teams tackle...**vs. Indianapolis (9/10):** Saw action at long snapper and recorded 13 clean snaps...**vs. Washington (9/17):** Saw action at long snapper...tallied eight clean snaps...notched one special teams tackle...**at Dallas (10/1):** Saw action at long snapper...recorded 13 clean snaps...**Wild Card vs. Atlanta (1/6/18):** Saw action at long snapper...recorded eight clean snaps.

**2016 SEASON:** Became the first long-stapper in franchise history to make the Pro Bowl...played in all 16 games...tallied 146 clean snaps...**at Arizona (10/2):** Compiled 10 clean snaps in addition to his first special teams tackle of the season...**vs. Miami (11/20):** Notched 11 clean snaps...**vs. San Francisco (12/24):** Tallied 11 clean snaps.

**2015 SEASON:** Played in all 16 games...posted 157 snaps on the season, tallying a season-high 13 snaps and one special teams tackle...**at San Francisco (1/3/16):** Recorded 11 snaps...**at Seattle (12/27):** Posted 10 clean snaps...**vs. Tampa Bay (12/17):** Recorded nine clean snaps for the third consecutive week...**at Cincinnati (11/29):** Recorded six snaps and one special teams tackle...**at Baltimore (11/22):** Posted 11 snaps...**at Minnesota (11/08):** Tallied 13 snaps...**vs. San Francisco (11/01):** Recorded 12 snaps...**vs. Cleveland (10/25):** Tallied 11 snaps...**at Green Bay (10/11):** Posted 9 clean snaps...**at Arizona (10/4):** Recorded 11 clean snaps...**vs. Pittsburgh (9/27):** Registered six clean snaps...**at Washington (9/20):** Notched 12 clean snaps...**vs. Seattle (9/13):** Recorded nine snaps...**Week 15 at Seattle (12/15):** Tallied five clean snaps.

**2014 SEASON:** Registered 145 clean snaps... **vs. Denver (11/16):** Recorded 12 clean snaps...**vs. Oakland (11/30):** Notched a career-high 14 clean snaps...**vs. Arizona (12/11):** Tallied 10 clean snaps.

**2013 SEASON:** Played in 16 games...notched 141 clean snaps...**vs. San Francisco (9/26):** Recorded a then career-high 13 clean snaps...**vs. Jacksonville (10/6):** Registered 13 clean snaps for the second consecutive week...**at Indianapolis (11/10):** Recorded 11 clean snaps.

**2012 SEASON:** Recorded 139 consecutive clean snaps...had four special teams tackles...**at Arizona (11/25):** Tallied 12 clean snaps...**vs. San Francisco (12/2):** Registered 12 clean snaps...**at Buffalo (12/9):** Tallied eight clean snaps...recorded one tackle on special teams.

**2011 SEASON:** Recorded 150 consecutive clean snaps...notched two special teams tackles...**vs. New Orleans (10/30):** Tallied 12 clean snaps...**vs. Seattle (11/20):** Made 11 clean snaps...**vs. Arizona (11/27):** Recorded 12 clean snaps...**at San Francisco (12/4):** Recorded eight clean snaps...made one special teams tackle...**vs. Cincinnati (12/18):** Tallied 11 clean snaps...added one special teams tackle.

**COLLEGE:** Originally a walk on at Ohio State...handled long-snapping duties for three years...Special Teams Player of the Week vs. Purdue...received his bachelor's degree in December...academic all-Big Ten...John Galbreath award for academic excellence...NFF Hampshire Honor Society...EE All Star Game as a senior...won Top Ten Tenacious three times as a junior...earned a scholarship beginning in the autumn quarter of his junior year...rotated with Dimitrios Makridis and Jackson Haas on long and short snaps for the Big Ten champions during his freshman year...redshirted as a freshman.

**PERSONAL:** Tight end who had 10 catches for 125 yards as a senior at Elder High in Cincinnati...had no unplayable snaps as a junior or senior...earned the Mr. ZIP award for basketball at Elder...National Honor Society...Student Council communications officer...son of Bev and Kevin McQuaide...has two sisters, Maureen and Katie...married Abby on March 17, 2012, and they have a daughter, Quinn, and have a second child on the way...2008-09 Big Ten all-academic...an aeronautical and astronautical engineering major...participated in many community events, including Make-A-Wish Celebrity Server dinner, Taste of the NFL, Love Your Melon Distribution event at Mercy, 6th Annual Playground Build at Marygrove and the All-Community Team Ticket program - 4th Down Fan Club.

**MCQUAIDE'S CAREER SNAP STATISTICS:** RAMS: 2017 (151), Postseason (8), 2016 (146), 2015 (157), 2014 (145), 2013 (141), 2012 (139), 2011 (150). **TOTAL: 1,037.**



# 52 | ALEC OGLETREE

<b>Position:</b>	Linebacker
<b>Ht./Wt.</b>	6-2/235
<b>Birth Date:</b>	9/25/91
<b>College:</b>	Georgia
<b>Hometown:</b>	Newnan, Ga.
<b>Experience:</b>	5th year (5th Rams)
<b>Acquired:</b>	D1B-2013 (30th)

**Career GP/GS (Playoffs):** 67/67 (1/1)



**TRANSACTIONS:** Signed a four-year extension on 10/12/17...Selected by St. Louis in the first round (30th overall) of the 2013 NFL Draft (4/25/13).

**PRO:** Led the team in tackles in four of his first five NFL seasons with 155 (2013), 169 (2014), 171 (2016), and 128 (2017)...has three top-10 tackle seasons in club history...has led the Rams in tackles in 39 of his 67 career games played...notched a 98-yard interception-return for a touchdown, tied the NFL record for longest interception return by a linebacker, and the longest return by a rookie linebacker in league history...after obtaining the No. 30 overall pick in a trade with the Atlanta Falcons, St. Louis selected

Ogletree, the 10th linebacker drafted by the team in the first round since 1937...became the first linebacker drafted in the first round by the Rams in over a decade...the last linebacker taken in the first round by the Rams was Robert Thomas of UCLA in 2002 (No. 31 overall)...has started 67 games of his four-year career.

**2017 SEASON:** Finished the regular season with a team-leading 128 tackles (77 solo), one interception returned for a touchdown, 2.0 sacks, one TFL and accumulated 10 passes defended....**vs. Washington (9/17):** Notched 1.0 sack for a 12-yard loss...recorded a team-leading 17 tackles (seven solo)... **at Dallas (10/1):** Tallied a team-high 11 tackles (eight solo) and three quarterback hits....**vs. Seattle (10/8):** Registered seven tackles (three solo)...also notched 1.0 sack and one quarterback hit...**at New York Giants (11/5):** Tallied a team-high 10 tackles (six solo) and forced a fumble...**at Minnesota (11/19):** Collected a team-high 13 tackles (12 solo), including one for a loss...added one pass defended...**at Arizona (12/3):** Intercepted a QB Blaine Gabbert pass and returned it 41 yards for a touchdown...second

pick six of his career...also recorded one solo tackle...left the game in the second quarter with an injury and did not return...**Wild Card vs. Atlanta (1/6/18):** Made his first-career postseason start...registered five total tackles.

**2016 SEASON:** Started all 16 games at middle linebacker...previously, he played outside linebacker for his first three seasons...voted a team captain by his peers...led the team in tackles for the third time in his career...finished with the fifth-highest single-season tackle output in Rams history with 171 tackles...also led the team in passes defended (16) and tied for the team lead in interceptions (two)...**at San Francisco (9/12):** Notched a team-leading 16 tackles...also had one pass defended...**vs. Seattle (9/18):** Finished second on the team with 11 total tackles (10 solo)...recorded a game-clinching forced fumble and fumble recovery in the final minute of the home opener...**at New York Jets (11/13):** Led the Rams defense with 11 tackles (seven solo)...helped seal the victory by intercepting QB Bryce Petty on the first play following the two-minute warning...the interception was the first of the season for Ogletree and the fourth of his career...**at New Orleans (11/27):** Recorded 13 tackles (11 solo)...added one quarterback pressure and two passes defended...**at Seattle (12/15):** Tallied seven tackles (six solo)...intercepted QB Russell Wilson at the Rams' 1-yard line, returning it eight yards...added two passes defended.

**2015 SEASON:** Finished the season with 55 tackles and 2.0 sacks before being placed on injured reserve/designated to return **(10/26)**...**at Arizona (10/4):** Started at strongside linebacker...led the team for a third-straight week with 11 tackles (11 solo)...left the game in the third quarter with an ankle injury...**vs. Pittsburgh (9/27):** Started at strongside linebacker...for a second-straight week, led the team with 15 tackles (12 solo) and 2.0 sacks...marked his first multi-sack game of his career...**at Washington (9/20):** Started at strongside linebacker...led the team in tackles with 18 (15 solo), for a new single-game high...the last time a Rams defender had 18 or more tackles was London Fletcher with 21 against San Francisco in 2001...**vs. Seattle (9/13):** Started at strongside linebacker...posted 11 tackles (eight solo).

**2014 SEASON:** Led the team in tackles for the second consecutive season with 169 (110 solo), for a new single season high...finished second on the team in passes defended (11) and forced fumbles (five)...started all 16 games...**vs. Dallas (9/21):** Split the team lead in tackles with LB James Laurinaitis with 14 (10 solo)...forced RB DeMarco Murray to fumble...the fumble was recovered by S Cody Davis at the St. Louis 35-yard line and led to a Rams touchdown...marked his first forced fumble and of the season...**at Philadelphia (10/5):** Forced RB LeSean McCoy to fumble, the fumble was recovered by CB E.J. Gaines...marked the second consecutive game that he forced a fumble on the opposing running back...he now has eight career forced fumbles...notched 12 tackles (11 solo)...**at Arizona (11/9):** Nabbed his first interception of the season, second of his career off of QB Carson Palmer and returned it 44 yards...split the team lead in tackles with S T.J. McDonald, each with 12 tackles (six solo)...also had two passes defended, a forced fumble and one hit on the quarterback...**vs. Denver (11/16):** Intercepted QB Peyton Manning...marked his second consecutive game with an interception, the first time he has accomplished the feat in back-to-back performances in

### Rams Single-Season Leading Tacklers

1. London Fletcher: 193 (2000)
2. London Fletcher: 189 (2001)
3. Jim Collins: 185 (1984)
4. James Laurinaitis: 174 (2012)
5. Alec Ogletree: 176 (2016)
6. Roman Phifer: 170 (1996)
7. Alec Ogletree: 169 (2014)
8. Alec Ogletree: 155 (2013)
- 9a. Roman Phifer: 149 (1995)
- 9b. Adam Archuleta: 149 (2002)

his career...led the team in tackles with 12 (10 solo) and one pass defended...**at San Diego (11/23)**: Registered 14 tackles (eight solo)...**vs. Oakland (11/30)**: Notched 10 tackles (eight solo)...also forced a fumble and had two passes defended...**vs. Arizona (12/11)**: Made 11 tackles (five solo)...added two passes defended...**vs. New York Giants (12/21)**: Garnered 13 tackles (11 solo)...**at Seattle (12/28)**: Registered 11 tackles (seven solo)...also caused RB Marshawn Lynch to fumble, which was recovered by S T.J. McDonald.

**2013 SEASON**: Played and started all 16 games...led the team in tackles with 155 (124 solo), 1.5 sacks, one interception returned 98 yards for a touchdown, seven passes defended and six forced fumbles...the 98-yard interception-return tied the NFL record for longest interception return by a linebacker, and the longest return by a rookie linebacker in league history...**vs. Arizona (9/8)**: Earned his first career NFL start at linebacker...recorded a team-high 11 tackles (nine solo)...forced one fumble...**at Atlanta (9/15)**: Recorded a team-high nine tackles (eight solo), including one tackle for loss...added two passes defended...**at Dallas (9/22)**: Tied for a team-high 10 tackles (seven solo)...**vs. San Francisco (9/26)**: Recorded 11 tackles (nine solo)...forced his second fumble of the season...**at Houston (10/13)**: Recorded a team-high 11 tackles...forced his third fumble of the season...recorded his first career interception and touchdown when he picked off QB T.J. Yates and returned it 98 yards for the score...**vs. Chicago (11/24)**: Led the team with a career-high 15 tackles (10 solo)...**at San Francisco (12/1)**: Registered 12 tackles (nine solo), including two for loss...forced his fourth fumble of the season when he stripped 49ers RB Frank Gore in the third quarter...surpassed the century-mark in tackles in his rookie season...**at Arizona (12/8)**: Tallied a team-high 12 tackles (10 solo), including one for loss...added his first career sack by dropping Cardinals QB Carson Palmer for a seven-yard loss...also had a quarterback pressure and a hit on the quarterback...**vs. New Orleans (12/15)**: Notched a team-high 13 tackles (10 solo), including one for loss...added a pass defended...**vs. Tampa Bay (12/22)**: Recorded a team-high 10 tackles (nine solo), including one for loss...forced two fumbles to increase his season total to six...added 0.5 sacks to push his season total to 1.5...**at Seattle (12/29)**: Led the team with 11 tackles (eight solo), including two for loss...also added one quarterback hit.

**COLLEGE**: First-team All-Southeastern Conference choice by The NFL Draft Report, earning third-team honors from Phil Steele...named to the Southeastern Conference Freshman team by the league's coaches...also earned the team's Newcomer of the Year Award on defense...earned Athletic Director's Honor Roll distinction for the summer semester.

**PERSONAL**: Studied human development & family science at Georgia...twin brother of former teammate Alexander Ogletree, a fullback for the University of Georgia...played for Newnan High School head coach Mike McDonald...named Class AAAAA Defensive Player of the Year, to the All-Decade Team and received All-State first-team unanimous accolades...also selected by the Georgia Sports Writers Association as the state's Class AAAAA Defensive Player of the Year...was a starter on the basketball team and ran the 400-meter dash and the 4x100 relay and long jumped for the Cougars...participated in many community events, including serving as the Honorary Chair for the Rams' first Make-A-Wish Celebrity Server Dinner in Los Angeles, Defensive Line Paintball Event to benefit St. Patrick Center, Coach Fisher & Friends Celebrity Softball game, and the All-Community Team Ticket program - Tree House...he also holds annual turkey drives and back-to-school drives in his hometown...he is married to Alex and they have one son, Austin.

## ALEC OGLETREE NFL STATISTICS

REGULAR SEASON																	
Year	Team	G/S	Tackles				Asst	Sk	Yds	Interceptions			TD	PD	Fumbles		Yds
			Total	Solo						Int	Yds	Lg			FF	FR	
2013	RAMS	16/16	155	124	31	1.5	8.5	1	98	98t	1	7	6	0	0	0	
2014	RAMS	16/16	169	110	59	0.0	0.0	2	44	44	0	11	5	0	0	0	
2015	RAMS	4/4	55	46	9	2.0	9.0	0	0	0	0	0	0	0	0	0	
2016	RAMS	16/16	171	132	39	0.0	0.0	2	15	8	0	16	1	1	0	0	
2017	RAMS	15/15	128	77	51	2.0	18.0	1	41	41t	1	10	1	1	0	0	
<b>Total</b>		<b>67/67</b>	<b>678</b>	<b>489</b>	<b>189</b>	<b>5.5</b>	<b>35.5</b>	<b>6</b>	<b>198</b>	<b>98t</b>	<b>1</b>	<b>44</b>	<b>13</b>	<b>2</b>	<b>0</b>		

POSTSEASON																	
Year	Team	G/S	Tackles				Asst	Sk	Yds	Interceptions			TD	PD	Fumbles		Yds
			Total	Solo						Int	Yds	Lg			FF	FR	
2017	RAMS	1/1	5	0	5	0.0	0.0	0	0	0	0	0	0	0	0	0	0

**SINGLE GAME HIGHS**  
 Total Tackles – 18, at Washington (9/20/15)  
 Solo Tackles – 15, at Washington (9/20/15)  
 Sacks – 2.0, vs. Pittsburgh (9/27/15)  
 Interceptions – 1, many times, last at Arizona (12/3/17)  
 Passes Defensed – 2, many times, last at Tennessee (12/24/17)

# ALEC OGLETREE GAME-BY-GAME STATISTICS

## 2017 LOS ANGELES RAMS

Game	W/L	P/S	T	S	A	Sk	Yds	Int	Yds	Lg	TD	PD	FF	FR	Yds	
IND 9/10	W	1/1	5	3	2	0.0	0.0	0	0	0	1	0	0	0	0	
WAS 9/17	L	1/1	17	7	10	1.0	12.0	0	0	0	0	0	0	0	0	
@SF 9/21	W	1/1	14	9	5	0.0	0.0	0	0	0	2	0	0	0	0	
@DAL 10/1	W	1/1	11	8	3	0.0	0.0	0	0	0	0	0	0	0	0	
SEA 10/8	L	1/1	7	3	4	1.0	6.0	0	0	0	0	0	0	0	0	
@JAC 10/15	W	1/1	6	4	2	0.0	0.0	0	0	0	0	0	0	0	0	
ARI 10/22	W	1/1	5	2	3	0.0	0.0	0	0	0	1	0	0	0	0	
@NYG 11/5	W	1/1	10	6	4	0.0	0.0	0	0	0	0	1	0	0	0	
HOU 11/12	W	1/1	8	6	2	0.0	0.0	0	0	0	1	0	0	0	0	
@MIN 11/19	L	1/1	13	12	1	0.0	0.0	0	0	0	1	0	0	0	0	
NO 11/26	W	1/1	10	8	2	0.0	0.0	0	0	0	1	0	0	0	0	
@ARI 12/2	W	1/1	1	1	0	0.0	0.0	1	41t	41t	1	0	0	0	0	
PHI 12/10	L	1/1	11	7	4	0.0	0.0	0	0	0	1	0	0	0	0	
@SEA 12/17	W	1/1	5	1	4	0.0	0.0	0	0	0	0	1	0	0	0	
@TEN 12/24	W	1/1	5	0	5	0.0	0.0	0	0	0	2	0	0	0	0	
SF 12/31	L					Inactive										
TOTALS	11-5	15/15	128	77	51	2.0	18.0	1	41	41t	1	10	1	1	0	
POSTSEASON																
ATL 16/18	L	1/1	5	0	5	0.0	0.0	0	0	0	0	0	0	0	0	
TOTALS	0-1	1/1	5	0	5	0.0	0.0	0	0	0	0	0	0	0	0	

## 2016 LOS ANGELES RAMS

Game	W/L	P/S	T	S	A	Sk	Yds	Int	Yds	Lg	TD	PD	FF	FR	Yds
@SF 9/12	L	1/1	16	11	5	0.0	0	0	0	0	0	1	0	0	0
SEA 9/13	W	1/1	11	10	1	0.0	0	0	0	0	0	1	1	1	0
@TB 9/25	W	2/2	12	6	6	0.0	0	0	0	0	0	2	0	0	0
@ARI 10/2	W	1/1	8	7	1	0.0	0	0	0	0	0	1	0	0	0
BUF 10/9	L	1/1	10	8	3	0.0	0	0	0	0	0	2	0	0	0
@DET 10/16	L	1/1	11	9	2	0.0	0	0	0	0	0	0	0	0	0
NYG 10/23	L	1/1	10	9	1	0.0	0	0	0	0	0	0	0	0	0
CAR 11/6	L	1/1	10	8	2	0.0	0	0	0	0	0	0	0	0	0
@NYJ 11/13	W	1/1	11	7	4	0.0	0	1	7	7	0	1	0	0	0
MIA 11/20	L	1/1	13	10	3	0.0	0	0	0	0	0	0	0	0	0
@NO 11/27	L	1/1	13	11	2	0.0	0	0	0	0	0	2	0	0	0
@NE 12/4	L	1/1	12	9	3	0.0	0	0	0	0	0	0	0	0	0
ATL 12/11	L	1/1	8	6	2	0.0	0	0	0	0	0	0	0	0	0
@SEA 12/15	L	1/1	7	6	1	0.0	0	1	8	8	0	2	0	0	0
SF 12/24	L	1/1	12	10	2	0.0	0	0	0	0	0	2	0	0	0
ARI 1/1/17	L	1/1	7	5	2	0.0	0	0	0	0	0	2	0	0	0
TOTALS	4-12	16/16	171	132	39	0.0	0	2	15	8	0	16	1	1	0

## 2014 ST. LOUIS RAMS

Game	W/L	P/S	T	S	A	Sk	Yds	Int	Yds	Lg	TD	PD	FF	FR	Yds
MIN 9/7	L	1/1	7	4	3	0.0	5	0	0	0	0	1	0	0	0
@TB 9/14	W	1/1	8	5	3	0.0	0	0	0	0	0	0	0	0	0
DAL 9/21	L	1/1	14	10	4	0.0	0	0	0	0	0	0	1	0	0
PHI 10/5	L	1/1	12	11	1	0.0	0	0	0	0	0	0	1	0	0
SF 10/13	L	1/1	7	7	0	0.0	0	0	0	0	0	0	0	0	0
SEA 10/19	W	1/1	10	6	4	0.0	0	0	0	0	0	0	0	0	0
@KC 10/26	L	1/1	11	5	6	0.0	0	0	0	0	0	0	0	0	0
@SF 11/2	W	1/1	10	4	6	0.0	0	0	0	0	0	1	0	0	0
@ARI 11/9	L	1/1	12	6	6	0.0	0	1	44	44	0	2	1	0	0
DEN 11/16	W	1/1	12	10	2	0.0	0	1	0	0	0	1	0	0	0
@SD 11/23	L	1/1	14	8	6	0.0	0	0	0	0	0	0	0	0	0
OAK 11/30	W	1/1	10	8	2	0.0	0	0	0	0	0	2	1	0	0
@WAS 12/7	W	1/1	7	3	4	0.0	0	0	0	0	0	2	0	0	0
ARI 12/11	L	1/1	11	5	6	0.0	0	0	0	0	0	2	0	0	0
NYG 12/21	L	1/1	13	11	2	0.0	0	0	0	0	0	0	0	0	0
@SEA 12/28	L	1/1	11	7	4	0.0	0	0	0	0	0	0	1	0	0
TOTAL	6-10	16/16	169	110	59	0.0	0	2	44	44	0	11	5	0	0

## 2015 ST. LOUIS RAMS

Game	W/L	P/S	T	S	A	Sk	Yds	Int	Yds	Lg	TD	PD	FF	FR	Yds
SEA 9/13	W	1/1	11	8	3	0	0.0	0	0	0	0	0	0	0	0
@WAS 9/20	L	1/1	18	15	3	0	0.0	0	0	0	0	0	0	0	0
PIT 9/27	L	1/1	15	12	3	2.0	9.0	0	0	0	0	0	0	0	0
@ARI 10/4	W	1/1	11	11	0	0	0.0	0	0	0	0	0	0	0	0
@GB 10/11	L					Inactive									
CLE 10/25	W					Inactive									
SF 11/1	W					Injured reserve/designated to return									
@MIN 11/8	L					Injured reserve/designated to return									
CHI 11/15	L					Injured reserve/designated to return									
@BAL 11/22	L					Injured reserve/designated to return									
@CIN 11/29	L					Injured reserve/designated to return									
ARI 12/6	L					Injured reserve/designated to return									
DET 12/13	W					Injured reserve/designated to return									
TB 12/17	W					Injured reserve/designated to return									
@SEA 12/27	W					Injured reserve/designated to return									
@SF 1/3	L					Injured reserve/designated to return									
Total	7-9	4/4	55	46	9	2.0	9.0	0	0	0	0	0	0	0	0

## 2013 ST. LOUIS RAMS

Game	W/L	P/S	T	S	A	Sk	Yds	Int	Yds	Lg	TD	PD	FF	FR	Yds
ARI 9/8	W	1/1	11	9	2	0.0	0	0	0	0	0	1	0	0	0
@ATL 9/15	L	1/1	9	8	1	0.0	0	0	0	0	2	0	0	0	0
@DAL 9/22	L	1/1	10	7	3	0.0	0	0	0	0	0	0	0	0	0
SF 9/26	L	1/1	11	9	2	0.0	0	0	0	0	0	1	0	0	0
JAC 10/6	W	1/1	7	6	1	0.0	0	0	0	0	1	0	0	0	0
@HOU 10/13	W	1/1	11	10	1	0.0	0	1	98t	98t	1	0	1	0	0
@CAR 10/20	L	1/1	7	6	1	0.0	0	0	0	0	0	0	0	0	0
SEA 10/28	L	1/1	3	2	1	0.0	0	0	0	0	0	0	0	0	0
TEN 11/3	L	1/1	7	6	1	0.0	0	0	0	0	1	0	0	0	0
@IND 11/10	W	1/1	6	5	1	0.0	0	0	0	0	1	0	0	0	0
CHI 11/24	W	1/1	15	10	5	0.0	0	0	0	0	0	0	0	0	0
@SF 12/1	L	1/1	12	9	3	0.0	0	0	0	0	0	1	0	0	0
@ARI 12/8	L	1/1	12	10	2	1.0	7	0	0	0	0	1	0	0	0
NO 12/15	W	1/1	13	10	3	0.0	0	0	0	0	1	0	0	0	0
TB 12/22	W	1/1	10	9	1	0.5	1.5	0	0	0	0	2	0	0	0
@SEA 12/29	L	1/1	11	8	3	0.0	0	0	0	0	1	0	0	0	0
TOTAL	7-9	16/16	155	124	31	1.5	8.5	1	98t	98t	1	7	7	0	0





# 94 | ROBERT QUINN

Position:	Defensive End
Ht./Wt.:	6-4/250
Birth Date:	5/18/90
Hometown:	Ladson, S.C.
Experience:	7th year (7th Rams)
Acquired:	D1-2011



Career GP/GS (Playoffs): 95/76 (1/1)



**TRANSACTIONS:** Re-signed with the Rams (9/13/14)...drafted in the first round (14th overall) in the 2011 NFL Draft by the St. Louis Rams.

**PRO:** Seven-year pro has played in 95 games with 76 starts, plus one postseason start...named to the 2014 and 2015 Pro Bowls, earned team-captain honor in 2014...also earned First-Team All-Pro honors following the 2013 and 2014 seasons...named Pro Football Writers of America 2013 Defensive Player of the Year...notched 19.0 sacks during 2013 season, second-best in the NFL...2013 sack total set a new franchise record, topping Kevin Carter's 17.0 in 1999...posted career statistics of 237 tackles (147 solo), 62.5 sacks, 12 passes defended, 18 forced fumbles and two fumble recoveries...his 62.5 career sack total ties former DE Kevin Carter for third in franchise history.



**Most Sacks by a Ram in a Season In Franchise History**

Robert Quinn, 19.0, 2013  
 Kevin Carter, 17.0, 1999  
 Leonard Little, 14.5, 2001

*\*Since the sack became an official stat in 1982.*

**2017 SEASON:** Moved into a tie for third place in franchise history with former DE Kevin Carter with 62.5 career sacks...finished the regular season with 34 tackles (21 solo), including eight for loss...also registered 8.5 sacks, 12 quarterback hits, one pass defended and two forced fumbles...**vs. Indianapolis (9/10):** Tallied two tackles, both for losses, including 1.0 sack...**vs. Washington (9/17):** Recorded 0.5 sack, marking his second consecutive game with a sack...**vs. Seattle (10/8):** Started at outside linebacker...recorded four tackles (two solo)...tallied 1.0 sack and one tackle for loss...**vs. New Orleans (11/26):** Recorded five tackles (three solo), including one for loss...added 1.0 sack, one forced fumble and one quarterback hit...his five career sacks against the Saints are the most sacks against a team outside of the NFC West...**at Arizona (12/3):** Tallied three solo tackles, including two for loss... and two quarterback hits...also tallied 2.0 sacks, his first multi-sack game of the season...**vs. Philadelphia (12/10):** Recorded two tackles (one solo) in addition 1.0 sack...**at Seattle (12/17):** Tallied two solo tackles, including one TFL...registered one forced fumble...recorded 2.0 sacks...he is tied with former DE Kevin Carter for third in franchise history with 62.5 career-sacks...**Wild Card vs. Atlanta (1/6/18):** Started at outside linebacker...tallied three tackles...registered 1.0 sack.

**2016 SEASON:** Finished with four sacks and forced two fumbles in nine games before being placed on injured reserved (12/15/16)...started eight games at defensive end...**at San Francisco (9/12):** Started at defensive end...recorded four tackles (two solo)...**vs Seattle (9/18):** Registered a strip-sack on Seattle QB Russell Wilson...also recorded one solo tackle...credited with four quarterback hurries...**at Tampa Bay (9/25):** Recorded a strip-sack for a 10-yard loss on QB Jamies Winston...had two quarterback hurries and two quarterback pressures...Quinn sealed the win by tackling Winston on 10-yard scramble on the final play of the game, and now has a strip-sack in back-to-back games...since the start of the 2012 season, has forced 18 fumbles, the highest total in the NFL in that time frame...**at Arizona (10/2):** Pressured the quarterback four times...contributed to a defense that has seven forced fumbles and three interceptions on the season...**at New York Jets (11/13):** Tallied three tackles (one solo)...recorded two passes defended...**vs. Miami (11/20):** Recorded his third sack of the season, 53rd of his career, on QB Ryan Tannehill for a 10-yard loss...**at New Orleans (11/27):** Recorded one tackle and sacked QB Drew Brees for a six yard loss, his fourth of the season and 54th of his career.

**2015 SEASON:** Notched 5.0 sacks in eight games before being placed on reserve/injured (12/17/15)...**vs. San Francisco (11/1):** Sacked QB Colin Kaepernick for five yards...also tallied two solo tackles and two passes defended...**at Green Bay (10/11):** Sacked QB Aaron Rodgers and made six tackles (five solo)...forced his league-leading third fumble of the season...**vs. Pittsburgh (9/27):** Recorded 1.0 sack for 11 yards and forced a fumble...leads the NFL in forced fumbles since 2013 with 14...also had one solo tackle...**at Washington (9/20):** Made five tackles (one solo) and forced a fumble...**vs. Seattle (9/13):** Started at defensive end...recorded 2.0 sacks for five yards...also made three tackles (two solo), two quarterback pressures and two hits on the quarterback.

**2014 SEASON:** Nominated to second-consecutive Pro Bowl and First-Team All-Pro honors...garnered 61 tackles (42 solo), 10.5 sacks, and led the team in forced fumbles with seven...marked third consecutive season with at least 10-plus sacks...finished the season with a team-leading 24 quaterback hits and second on the team with 37 quarterback pressures...**vs. Minnesota (9/7):** Tallied two tackles (one solo), two quarterback pressures and four hits on the quarterback...**at Tampa Bay (9/14):** Registered six tackles (four solo)...added two pressures and two hits on the quarterback...**vs. Seattle (10/19):** Recorded his first sack of the season on QB Russell Wilson...also made six tackles (four solo), two quarterback pressures and one hit on the quarterback...**at Kansas City (10/26):** Forced QB Alex Smith to fumble, marked his first forced fumble of the season...also had two sacks on Smith, in back-to-back plays...the last time Quinn posted sacks in back-to-back plays was against Seattle (10/28/13) when he took down QB Russell Wilson two times to end the half...marked his second consecutive game with a sack and first multi-sack

game of the year...recorded six tackles (four solo, one quarterback hit and one pressure...**at San Francisco (11/2)**: Registered 2.0 sacks on QB Colin Kaepernick...also forced Kaepernick to fumble and it was recovered by DE Eugene Sims, which helped set up the Rams' three-play scoring drive...marked his second consecutive game with 2.0 sacks and third consecutive game with a sack...also had four tackles (three solo)...**at Arizona (11/9)**: Started at defensive end...notched a sack on QB Carson Palmer...marked his fourth consecutive game with at least 1.0 sack...also recorded five tackles (three solo), four quarterback pressures and one hit on the quarterback...**at San Diego (11/23)**: Had one assisted tackle and a season-high six quarterback pressures...also recorded two hits on the quarterback and one pass defended...**vs. Oakland (11/30)**: Recorded 3.0 sacks...marked his only 3.0 sack performance of the season and fifth career game with at least 3.0 sacks...his second sack was paired with a caused fumble, which was recovered by DE Chris Long...added a second forced fumble...also had five solo tackles...**at Washington (12/7)**: Split a sack on QB Colt McCoy with LB James Laurinaitis and recorded a solo sack...to push his season total to 10.5 sacks this season and 45.0 for his career...notched three tackles (two solo), one pass defended and two forced fumbles.

**2013 SEASON**: Started 16 games...tallied 57 tackles (41 solo), 19.0 sacks, seven forced fumbles, two fumble recoveries...named 2014 Pro Bowl captain, also earned First-Team All-Pro honors and Pro Football Writers of America Defensive Player of the Year...tallied five multi-sack games, including three contests in which he recorded 3.0 sacks...voted by teammates as the Daniel F. Reeves Award recipient, Rams' team award for most valuable player...**vs. Arizona (9/8)**: Put together an defensive performance featuring 3.0 sacks, tying his single game record...also forced two fumbles...added two assisted tackles in season opener...named defensive player of the week...**at Atlanta (9/15)**: Recorded five solo tackles, including three for loss...added 1.0 sack, his second consecutive game with a sack...**vs. San Francisco (9/26)**: Recorded two tackles (one solo)...added 1.0 sack...**at Houston (10/13)**: Tallied 1.0 sack, bringing his season total to 6.0...also forced one fumble...**at Carolina (10/20)**: Recorded 1.0 sack for a season total of 7.0...added five tackles (four solo)...**vs. Seattle (10/28)**: Notched 3.0 sacks for a season total of 10.0...added three tackles (one solo)...**at Indianapolis (11/10)**: Sacked Colts QB Andrew Luck twice for a total loss of 24 yards and a season total of 12.0 sacks...forced Luck to fumble, was recovered by DE Chris Long and returned 45 yards for a score...added two tackles (one solo)...**vs. Chicago (11/24)**: Sacked Bears QB Josh McCown, stripped the ball and returned the fumble 31 yards for a touchdown...marks first career touchdown...added five tackles (three solo) and seven quarterback pressures...**vs. New Orleans (12/15)**: Notched 2.0 sacks for a season total of 15.0...continues to lead the NFC in sacks...forced QB Drew Brees to fumble early in the second quarter...stripped Brees of the ball a second time and recovered the fumble...gives him an NFL-leading eight forced fumbles...marks his second fumble recovery of the season...added six tackles (four solo), including one for loss...tallied four quarterback pressures and three hits on Brees, including one that altered the pass and led to a T.J. McDonald interception in the first quarter...**vs. Tampa Bay (12/22)**: Recorded 3.0 sacks for a season total of 18.0...set a franchise record for most sacks in a single season surpassing Kevin Carter's 1999 record of 17.0...leads the NFL in sacks...marks his third game with 3.0 sacks this season...added three solo tackles, including one for loss...tallied two quarterback hits and one pressure on Tampa Bay's Mike Glennon...**at Seattle (12/29)**: Notched 1.0 sack for a season total of 19.0...added four tackles, including three for loss.

**2012 SEASON**: Finished second NFL season with 10.5 sacks, second among Rams...also second among Rams with 25 quarterback pressures and 17 quarterback hits...had 40 total tackles...**at Detroit (9/9)**: Recorded one sack for a loss of nine yards, marking the Rams' first sack of the season and the sixth of his career...tallied four tackles (three solo)...**vs. Washington (9/16)**: Posted one sack for a loss of nine yards, marking his second consecutive game with at least one sack...leads the Rams in sacks with two...added five tackles (three solo)...**vs. Seattle (9/30)**: Notched his third sack of the season after taking down QB Russell Wilson on a third down play in the fourth quarter for an 8-yard loss...led the Rams in sacks...added two solo tackles...**vs. Arizona (10/4)**: Posted a new career high in single-game sacks with three for a combined loss of 19 yards...forced a fumble in the fourth quarter to seal the Rams' 17-3 win, marking the Rams' first forced fumble of the season and the second of his career...finished first on the defensive line in tackles with six (two solo) and added one pass defended...**vs. Green Bay (10/21)**: Started at right defensive end...sacked Packers' QB Aaron Rodgers for a four yard loss in Green Bay's opening drive, marked his seventh sack of the season and 12th career...also recorded one assisted tackle...**at San Francisco (11/11)**: Started at right defensive end...led the team with 1.5 sacks alongside rookie defensive tackle Michael Brockers...**at Buffalo (12/9)**: Started at right defensive end...recorded two tackles (one solo)...logged one sack for a loss of nine after taking down QB Ryan Fitzpatrick on the Bills' final drive of the game...**at Seattle (12/30)**:

Started at right defensive end...pushed his season sack total to 10.5 after bringing down Seattle QB Russell Wilson for a loss of two yards...with the sack, he and fellow defensive lineman Chris Long became the first pair of Rams to record double-digit sack numbers in a single season since Grant Wistrom and Kevin Carter generated 11 and 10 sacks, respectively, in 2000...also recorded two assisted tackles.

**2011 SEASON**: Tallied five sacks in rookie campaign...also made 20 tackles (nine solo)...**at New York Giants (9/19)**: Made his NFL debut, seeing action on defense and special teams...sacked Giant's QB Eli Manning for a loss of eight yards...recorded two tackles (one solo)...**vs. New Orleans (10/30)**: Played on defense and special teams...blocked a Thomas Morstead punt to give St. Louis the ball at the New Orleans 15-yard line and set up a touchdown run by Steven Jackson two plays later...also recorded second sack of the season...made one solo tackle on defense and caused one fumble...**at Arizona (11/6)**: Played on defense and special teams...tallied his third sack of the season when he dropped QB John Skelton for a loss of nine yards...second consecutive game with a sack...**vs. Seattle (11/20)**: Saw action on defense and special teams...recorded his fourth sack of the season when he dropped QB Tarvaris Jackson...also partially deflected a punt in the first quarter...**vs. Arizona (11/27)**: Saw action on defense and special teams...notched his fifth sack of the season...marked back-to-back games with at least one sack for the second time of the season...**vs. Cincinnati (12/18)**: Made his first NFL start at right defensive end...partially blocked a punt in the second quarter that traveled just 21 yards...marked the third time this season he has deflected or blocked a punt.

**PERSONAL**: Attended Fort Dorchester High School (Ladson, S.C.)...senior season was shortened, but had 54 tackles with five sacks, 10 TFL and 21 quarterback hurries before surgery...member of South Carolina's Shrine Bowl team and the U.S. Army





All-American Game...All-American choice by SuperPrep and Tom Lemming...member of the Atlanta Journal-Constitution Super Southern 100...ranked the seventh-best player in South Carolina by SuperPrep... rated the 11th-best defensive end in the country by ESPN.com...rated a four-star prospect by Rivals.com, as that recruiting service listed him as the 18th-best strong-side defensive end in the country, and the 10th-best recruit in the state of South Carolina... given a four-star rating by Scout.com, who ranked him as the 19th-best defensive end in the country... three-time defending state heavyweight champion for the Fort Dorchester wrestling squad...son of Maria and James Quinn...nickname is "El Roy"...participated in many community events, including Rob Quinn's Pro's Strike for Africa Bowling Event, Make-A-Wish Celebrity Server Dinner, Urban League Turkey Distribution, Ronald McDonald House Charities and Big Plays Little Wishes to benefit Big Brothers Big Sisters.

## ROBERT QUINN NFL STATISTICS

REGULAR SEASON																
Year	Team	G/S	Tackles			Interceptions			Fumbles				FF	FR	Yds	
			Total	Solo	Asst	Sk	Yds	Int	Yds	Lg	TD	PD				
2011	RAMS	15/1	20	9	11	5.0	35	0	0	0	0	2	0	0	0	
2012	RAMS	16/14	40	21	19	10.5	61	0	0	0	0	1	1	0	0	
2013	RAMS	16/16	57	41	16	19.0	145	0	0	0	0	7	2	33		
2014	RAMS	16/16	61	42	19	10.5	73	0	0	0	0	4	5	0	0	
2015	RAMS	8/7	19	12	7	5.0	23	0	0	0	0	3	3	0	0	
2016	RAMS	9/8	12	5	7	4.0	33.0	0	0	0	0	2	2	0	0	
2017	RAMS	15/14	34	21	13	8.5	65.5	0	0	0	0	1	1	0	0	
<b>Total</b>		<b>95/76</b>	<b>243</b>	<b>151</b>	<b>92</b>	<b>62.5</b>	<b>435.5</b>	<b>0</b>	<b>0</b>	<b>0</b>	<b>0</b>	<b>13</b>	<b>19</b>	<b>2</b>	<b>33</b>	

POSTSEASON																
Year	Team	G/S	Tackles			Interceptions			Fumbles				FF	FR	Yds	
			Total	Solo	Asst	Sk	Yds	Int	Yds	Lg	TD	PD				
2017	RAMS	1/1	3	0	3	1.0	10.0	0	0	0	0	0	0	0	0	

**SINGLE GAME HIGHS**  
 Total Tackles – 6, many times, last at Green Bay (10/11/15)  
 Solo Tackles – 5, four times, last at Green Bay (10/11/15)  
 Sacks – 3.0, many times, last vs. Oakland (11/30/14)

## ROBERT QUINN GAME-BY-GAME STATISTICS

2017 LOS ANGELES RAMS																
Game	W/L	P/S	T	S	A	Sk	Yds	Int	Yds	Lg	TD	PD	FF	FR	Yds	
IND 9/10	W	1/1	2	2	0	1.0	7.0	0	0	0	0	0	0	0	0	
WAS 9/17	L	1/1	2	1	1	0.5	5.5	0	0	0	0	0	0	0	0	
@SF 9/21	W	1/1	1	0	1	0.0	0.0	0	0	0	0	0	0	0	0	
@DAL 10/1	W	1/1	2	1	1	0.0	0.0	0	0	0	0	0	0	0	0	
SEA 10/8	L	1/1	4	2	2	1.0	8.0	0	0	0	0	0	0	0	0	
@JAC 10/15	W	1/1	3	2	1	0.0	0.0	0	0	0	0	1	0	0	0	
ARI 10/22	W	1/1	1	1	0	0.0	0.0	0	0	0	0	0	0	0	0	
@NYG 11/5	W	1/1	2	0	2	0.0	0.0	0	0	0	0	0	0	0	0	
HOU 11/12	W							Inactive								
@MIN 11/19	L	1/1	4	3	1	0.0	0.0	0	0	0	0	0	0	0	0	
NO 11/26	W	1/1	5	3	2	1.0	6.0	0	0	0	0	0	1	0	0	
@ARI 12/2	W	1/1	3	3	0	2.0	7.0	0	0	0	0	0	0	0	0	
PHI 12/10	L	1/1	2	1	1	1.0	10.0	0	0	0	0	0	0	0	0	
@SEA 12/17	W	1/1	2	2	0	2.0	22.0	0	0	0	0	0	1	0	0	
@TEN 12/24	W	1/1	1	0	1	0.0	0.0	0	0	0	0	0	0	0	0	
SF 12/31	L	1/0	0	0	0	0.0	0.0	0	0	0	0	0	0	0	0	
<b>TOTALS</b>	<b>11/5</b>	<b>15/14</b>	<b>34</b>	<b>21</b>	<b>13</b>	<b>8.5</b>	<b>65.5</b>	<b>0</b>	<b>0</b>	<b>0</b>	<b>0</b>	<b>1</b>	<b>2</b>	<b>0</b>	<b>0</b>	

POSTSEASON																
Game	W/L	P/S	T	S	A	Sk	Yds	Int	Yds	Lg	TD	PD	FF	FR	Yds	
ATL 1/6/18	L	1/1	3	0	3	1.0	10.0	0	0	0	0	0	0	0	0	
<b>TOTALS</b>	<b>0-1</b>	<b>1/1</b>	<b>3</b>	<b>0</b>	<b>3</b>	<b>1.0</b>	<b>10.0</b>	<b>0</b>	<b>0</b>	<b>0</b>	<b>0</b>	<b>0</b>	<b>0</b>	<b>0</b>	<b>0</b>	

2016 LOS ANGELES RAMS																
Game	W/L	P/S	T	S	A	Sk	Yds	Int	Yds	Lg	TD	PD	FF	FR	Yds	
@SF 9/12*	L	1/1	4	2	2	0.0	0	0	0	0	0	0	0	0	0	
SEA 9/18	W	1/1	1	1	0	1.0	7	0	0	0	0	0	0	1	0	
@TB 9/25	W	1/1	1	1	0	1.0	10	0	0	0	0	0	0	1	0	
@ARI 10/2	W	1/1	0	0	0	0.0	0	0	0	0	0	0	0	0	0	
BUF 10/9	L							Inactive								
@DET 10/16	L							Inactive								
NYG 10/23	L	1/0	1	0	1	0.0	0	0	0	0	0	0	0	0	0	
CAR 11/6	L	1/1	1	0	1	0.0	0	0	0	0	0	0	0	0	0	
@NYJ 11/13	W	1/1	3	1	2	0.0	0	0	0	0	0	2	0	0	0	
MIA 11/20	L	1/1	0	0	0	1.0	10	0	0	0	0	0	0	0	0	
@NO 11/27	L	1/1	1	0	1	1.0	6	0	0	0	0	0	0	0	0	
@NE 12/4	L							Inactive								
ATL 12/11	L							Inactive								
@SEA 12/15	L							Injured Reserve								
SF 12/24	L							Injured Reserve								
ARI 1/1/17	L							Injured Reserve								
<b>TOTALS</b>	<b>4-12</b>	<b>9/8</b>	<b>12</b>	<b>5</b>	<b>7</b>	<b>4.0</b>	<b>33</b>	<b>0</b>	<b>0</b>	<b>0</b>	<b>0</b>	<b>2</b>	<b>2</b>	<b>2</b>	<b>0</b>	

# ROBERT QUINN GAME-BY-GAME STATISTICS

## 2015 ST. LOUIS RAMS

Game	W/L	P/S	T	S	A	Sk	Yds	Int	Yds	Lg	TD	PD	FF	FR	Yds
SEA 9/13	W	1/1	3	2	1	2.0	5	0	0	0	0	0	0	0	0
@WASH 9/20	L	1/1	5	1	4	0.0	0	0	0	0	0	0	1	0	0
PIT 9/27	L	1/1	1	1	0	1.0	11	0	0	0	0	0	1	0	0
@ARI 10/4	W	1/1	2	1	1	0.0	0	0	0	0	1	0	0	0	0
@GB 10/11	L	1/1	6	5	1	1.0	2	0	0	0	0	1	0	0	0
CLE 10/25	W	1/1	0	0	0	0.0	0	0	0	0	0	0	0	0	0
SF 11/1	W	1/1	2	2	0	1.0	5	0	0	0	2	0	0	0	0
@MIN 11/8	L	0/0				Inactive									
CHI 11/15	L	1/0	0	0	0	0.0	0	0	0	0	0	0	0	0	0
@BAL 11/22	L	0/0				Inactive									
@CIN 11/29	L	0/0				Inactive									
ARI 12/6	L	0/0				Inactive									
DET 12/13	W	0/0				Injured Reserve									
TB 12/17	W	0/0	0	0	0	0.0	0	0	0	0	0	0	0	0	0
@SEA 12/27	0/0	0/0	0	0	0	0.0	0	0	0	0	0	0	0	0	0
@SF 1/3/16	0/0	0/0	0	0	0	0.0	0	0	0	0	0	0	0	0	0
<b>TOTAL</b>	<b>6-8</b>	<b>8/7</b>	<b>19</b>	<b>12</b>	<b>7</b>	<b>5.0</b>	<b>23</b>	<b>0</b>	<b>0</b>	<b>0</b>	<b>3</b>	<b>3</b>	<b>0</b>	<b>0</b>	<b>0</b>

## 2014 ST. LOUIS RAMS

Game	W/L	P/S	T	S	A	Sk	Yds	Int	Yds	Lg	TD	PD	FF	FR	Yds
MIN 9/7	L	1/1	2	1	1	0.0	0	0	0	0	0	0	0	0	0
@TB 9/14	W	1/1	6	4	2	0.0	0	0	0	0	0	0	0	0	0
DAL 9/21	L	1/1	4	3	1	0.0	0	0	0	0	0	0	0	0	0
@PHI 10/5	L	1/1	3	3	0	0.0	0	0	0	0	0	0	0	0	0
SF 10/13	L	1/1	6	4	2	0.0	0	0	0	0	0	0	0	0	0
SEA 10/19	W	1/1	6	4	2	1.0	7.0	0	0	0	0	0	0	0	0
@KC 10/26	L	1/1	6	4	2	2.0	8.0	0	0	0	0	0	1	0	0
@SF 11/2	W	1/1	4	3	1	1.0	18	0	0	0	0	0	1	0	0
@ARI 11/9	L	1/1	5	3	2	1.0	4	0	0	0	0	0	0	0	0
DEN 11/16	W	1/1	1	0	1	0.0	0	0	0	0	2	0	0	0	0
@SD 11/23	L	1/1	1	0	1	0.0	0	0	0	0	1	0	0	0	0
OAK 11/30	W	1/1	5	5	0	3.0	24.0	0	0	0	0	2	0	0	0
@WAS 12/7	W	1/1	3	2	1	1.5	12.0	0	0	0	0	1	1	0	0
ARI 12/11	L	1/1	3	1	2	0.0	0	0	0	0	0	0	0	0	0
NYG 12/21	L	1/1	5	4	1	0.0	0	0	0	0	0	0	0	0	0
@SEA 12/28	L	1/1	1	1	0	0.0	0	0	0	0	0	0	0	0	0
<b>TOTAL</b>	<b>6-10</b>	<b>16/16</b>	<b>61</b>	<b>42</b>	<b>19</b>	<b>10.5</b>	<b>73.0</b>	<b>0</b>	<b>0</b>	<b>0</b>	<b>4</b>	<b>5</b>	<b>0</b>	<b>0</b>	<b>0</b>

## 2013 ST. LOUIS RAMS

Game	W/L	P/S	T	S	A	Sk	Yds	Int	Yds	Lg	TD	PD	FF	FR	Yds
ARI 9/8	W	1/1	2	0	2	3.0	17	0	0	0	0	2	0	0	0
@ATL 9/15	L	1/1	5	5	0	1.0	10	0	0	0	0	0	0	0	0
@DAL 9/22	L	1/1	4	2	2	0.0	0	0	0	0	0	1	0	0	0
SF 9/26	L	1/1	2	1	1	1.0	8	0	0	0	0	0	0	0	0
JAC 10/6	W	1/1	3	2	1	0.0	0	0	0	0	0	0	0	0	0
@HOU 10/13	W	1/1	0	0	0	1.0	7	0	0	0	0	1	0	0	0
@CAR 10/20	L	1/1	5	4	1	1.0	11	0	0	0	0	0	0	0	0
SEA 10/28	L	1/1	3	1	2	3.0	21	0	0	0	0	0	0	0	0
TEN 11/3	L	1/1	6	5	1	0.0	0	0	0	0	0	0	0	0	0
@IND 11/10	W	1/1	1	1	0	2.0	24	0	0	0	0	1	0	0	0
CHI 11/24	W	1/1	5	3	2	1.0	8	0	0	0	0	1	1	31t	0
@SF 12/1	L	1/1	3	2	1	0.0	0	0	0	0	0	0	0	0	0
@ARI 12/8	L	1/1	5	5	0	0.0	0	0	0	0	0	0	0	0	0
NO 12/15	W	1/1	6	4	2	2.0	16	0	0	0	0	1	1	2	0
TB 12/22	W	1/1	3	3	0	3.0	20	0	0	0	0	0	0	0	0
@SEA 12/29	L	1/1	4	3	1	1.0	3	0	0	0	0	0	0	0	0
<b>TOTAL</b>	<b>7-9</b>	<b>16/16</b>	<b>57</b>	<b>41</b>	<b>16</b>	<b>19.0</b>	<b>145</b>	<b>0</b>	<b>0</b>	<b>0</b>	<b>7</b>	<b>2</b>	<b>33</b>	<b>0</b>	<b>0</b>

## 2012 ST. LOUIS RAMS

Game	W/L	P/S	T	S	A	Sk	Yds	Int	Yds	Lg	TD	PD	FF	FR	Yds
@DET 9/9	L	1/1	4	3	1	1.0	9	0	0	0	0	0	0	0	0
WAS 9/16	W	1/1	5	3	2	1.0	9	0	0	0	0	0	0	0	0
@CHI 9/23	L	1/1	3	2	1	0.0	0	0	0	0	0	0	0	0	0
SEA 9/30	W	1/1	2	2	0	1.0	8	0	0	0	0	0	0	0	0
ARI 10/4	W	1/1	6	2	4	3.0	19	0	0	0	0	1	1	0	0
@MIA 10/14	L	1/1	1	0	1	0.0	0	0	0	0	0	0	0	0	0
GB 10/21	L	1/1	1	0	1	1.0	4	0	0	0	0	0	0	0	0
NE 10/28	L	1/1	3	3	0	0.0	0	0	0	0	0	0	0	0	0
@SF 11/11	T	1/1	0	0	0	1.5	1	0	0	0	0	0	0	0	0
NYJ 11/18	L	1/1	4	2	2	0.0	0	0	0	0	0	0	0	0	0
@ARI 11/25	W	1/1	0	0	0	0.0	0	0	0	0	0	0	0	0	0
SF 12/2	W	1/0	0	0	0	0.0	0	0	0	0	0	0	0	0	0
@BUF 12/9	W	1/1	2	1	1	1.0	9	0	0	0	0	0	0	0	0
MIN 12/16	L	1/0	3	1	2	0.0	0	0	0	0	0	0	0	0	0
@TB 12/23	W	1/1	4	2	2	0.0	0	0	0	0	0	0	0	0	0
@SEA 12/30	L	1/1	2	0	2	1.0	2	0	0	0	0	0	0	0	0
<b>TOTALS</b>	<b>7-8-1</b>	<b>16/14</b>	<b>40</b>	<b>21</b>	<b>19</b>	<b>10.5</b>	<b>61</b>	<b>0</b>	<b>0</b>	<b>0</b>	<b>0</b>	<b>1</b>	<b>1</b>	<b>0</b>	<b>0</b>

## 2011 ST. LOUIS RAMS

Game	W/L	P/S	T	S	A	Sk	Yds	Int	Yds	Lg	TD	PD	FF	FR	Yds
PHI 9/11	L					Inactive									
@NYG 9/19	L	1/0	2	1	1	1.0	8.0	0	0	0	0	0	0	0	0
BAL 9/25	L	1/0	0	0	0	0.0	0.0	0	0	0	0	0	0	0	0
WAS 10/2	L	1/0	1	0	1	0.0	0.0	0	0	0	0	0	0	0	0
@GB 10/16	L	1/0	1	1	0	0.0	0.0	0	0	0	0	0	0	0	0
@DAL 10/23	L	1/0	0	0	0	0.0	0.0	0	0	0	0	0	0	0	0
NO 10/30	W	1/0	1	1	0	1.0	9.0	0	0	0	0	0	0	0	0
@ARI 11/6	L	1/0	2	1	1	1.0	9.0	0	0	0	0	0	0	0	0
@CLE 11/13	W	1/0	1	0	1	0.0	0.0	0	0	0	0	0	0	0	0
SEA 11/20	L	1/0	4	3	1	1.0	9.0	0	0	0	0	0	0	0	0
ARI 11/27	L	1/0	0	0	0	1.0	0.0	0	0	0	0	0	0	0	0
@SF 12/4	L	1/0	0	0	0	0.0	0.0	0	0	0	0	0	0	0	0
@SEA 12/12	L	1/0	1	0	1	0.0	0.0	0	0	0	1	0	0	0	0
CIN 12/18	L	1/1	1	1	0	0.0	0.0	0	0	0	1	0	0	0	0
@PIT 12/24	L	1/0	4	1	3	0.0	0.0	0	0	0	0	0	0	0	0
SF 1/1/11	L	1/0	2	0	2	0.0	0.0	0	0	0	0	0	0	0	0
<b>TOTALS</b>	<b>2-14</b>	<b>15/1</b>	<b>20</b>	<b>9</b>	<b>11</b>	<b>5.0</b>	<b>35.0</b>	<b>0</b>	<b>0</b>	<b>0</b>	<b>2</b>	<b>0</b>	<b>0</b>	<b>0</b>	<b>0</b>



# 83 | JOSH REYNOLDS

**Position:** Wide Receiver  
**Ht./Wt.:** 6-3/192  
**Birth Date:** 2/16/95  
**College:** Texas A&M  
**Hometown:** San Antonio, Texas  
**Experience:** Rookie  
**Acquired:** D4A-2017 (117th)

**Career GP/GS (Playoffs):** 16/1 (1/0)



**TRANSACTIONS:** Selected by the Rams in the fourth round (117th overall) of the 2017 NFL Draft (4/30/17).

**2017 SEASON:** Finished the regular season with 11 receptions for 104 yards and one touchdown...**vs. Washington (9/17):** Recorded first-career reception for 28 yards on a fake punt from P Johnny Hekker...**vs. New Orleans (11/26):** Made his first career start at wide receiver...tallied four catches for 37 yards...scored his first-career touchdown on a seven-yard strike from QB Jared Goff...**Wild Card vs. Atlanta (1/6/18):** Saw action at wide receiver and on special teams...made one special teams tackle.

**COLLEGE:** Led the SEC with 30 career receiving touchdowns, which ranks second in school history...also led the SEC in receiving yards (2,788)...caught a touchdown in the final eight games of his career...is the only player in Texas A&M and SEC history with multiple 90-yard plus receptions in his career...made at least two catches in every game...finished 2016 season with 61 receptions for 885 yards and 12 touchdowns...as a junior in 2015, averaged a team-best 17.8 yards on 51 catches for 907 yards while seeing action in 12 of 13 games...reeled in five touchdowns...had three 100-yard games...posted a career high 11 receptions for 177 yards against Louisville in the bowl game...in 2014, had a spectacular first season at Texas A&M with a team-best 842 receiving yards and 13 receiving touchdowns on 52 catches...broke the school record for receiving touchdowns previously held by Jeff Fuller (2010) and Mike Evans (2013)...his 13 receiving scores ranked No. 2 in the SEC and tied for No. 5 nationally...was the only receiver to catch at least one pass in all 13 games...reeled in at least one touch catch in nine games...in 2013, attended Tyler Junior College in Tyler, Texas...earned second-team all-conference honors at TJC after making 44 catches for 782 yards and 12 touchdowns.

**PERSONAL:** Attended John Jay High School in San Antonio, Texas...named to the San Antonio Express-News' Class 5A "Super Team" as a senior... also earned all-District 27-5A honors after making 44 catches for 667 yards and eight touchdowns and 48 tackles and three pickoffs on defense...son of Michele Reynolds...recreation, park and tourism sciences major.

## JOSH REYNOLDS NFL STATISTICS

REGULAR SEASON												
Year	Team	G/S	Receiving					Rushing				
			No	Yds	Avg	Lg	TD	Att	Yds	Avg	Lg	TD
2017	RAMS	16/1	11	104	9.5	28	1	0	0	0.0	0	0
<b>TOTALS</b>		<b>16/1</b>	<b>11</b>	<b>104</b>	<b>9.5</b>	<b>28</b>	<b>1</b>	<b>0</b>	<b>0</b>	<b>0.0</b>	<b>0</b>	<b>0</b>

POSTSEASON												
Year	Team	G/S	Receiving					Rushing				
			No	Yds	Avg	Lg	TD	Att	Yds	Avg	Lg	TD
2017	RAMS	1/0	0	0	0.0	0	0	0	0	0.0	0	0

**ADDITIONAL CAREER STATISTICS:** Special Teams Tackle: 2017: (2), Postseason: (1).

# JOSH REYNOLDS GAME-BY-GAME STATISTICS

## 2017 LOS ANGELES RAMS

Game	W/L	P/S	Receiving				Rushing					
			No	Yds	Avg	Lg	TD	Att	Yds	Avg	Lg	TD
IND 9/10	W	1/0	0	0	0.0	0	0	0	0	0	0	0
WAS 9/17	L	1/0	1	28	28.0	28	0	0	0	0	0	0
@SF 9/21	W	1/0	0	0	0.0	0	0	0	0	0	0	0
@DAL 10/1	W	1/0	0	0	0.0	0	0	0	0	0	0	0
SEA 10/8	L	1/0	0	0	0.0	0	0	0	0	0	0	0
@JAC 10/15	W	1/0	0	0	0.0	0	0	0	0	0	0	0
ARI 10/22	W	1/0	0	0	0.0	0	0	0	0	0	0	0
@NYG 11/5	W	1/0	0	0	0.0	0	0	0	0	0	0	0
HOU 11/12	W	1/0	0	0	0.0	0	0	0	0	0	0	0
@MIN 11/19	L	1/0	0	0	0.0	0	0	0	0	0	0	0
NO 11/26	W	1/1	4	37	9.3	14	1	0	0	0	0	0
@ARI 12/2	W	1/0	2	6	3.0	3	0	0	0	0	0	0
PHI 12/10	L	1/0	2	17	8.5	15	0	0	0	0	0	0
@SEA 12/17	W	1/0	0	0	0.0	0	0	0	0	0	0	0
@TEN 12/24	W	1/0	0	0	0.0	0	0	0	0	0	0	0
SF 12/31	L	1/0	2	16	8.0	11	0	0	0	0	0	0
<b>TOTALS</b>		11-5	16/1	11	104	9.5	28	1	0	0	0	0
<b>POSTSEASON</b>												
ATL 1/6/18	L	P/S	0	0	0.0	0	0	0	0	0	0	0
<b>TOTALS</b>		0/1	1/0	0	0	0.0	0	0	0	0	0	0



# 23 | NICKELL ROBEY-COLEMAN

Position:	Cornerback
Ht./Wt.:	5-8/178
Birth Date:	1/17/1992
College:	USC
Hometown:	Frostproof, Fla.
Experience:	5th year (1st Rams)
Acquired:	FA-2017

Career GP/GS (Playoffs): 79/19 (1/0)



**TRANSACTIONS:** Signed by the Rams as a free agent (4/7/17)...released by the Bills...signed by Buffalo (8/9/15)...originally entered the NFL as an undrafted free agent signed by the Buffalo Bills (4/29/13).

**PRO:** Fifth-year cornerback completed his first season with the Rams after signing as a free agent prior to the 2017 season...has played in 79 career games with 19 starts in his career...has four career interceptions and two returned for touchdowns.

**2017 SEASON:** Finished the regular season with 50 total tackles (36 solo), including two for loss...also had nine passes defended, two interceptions, one forced fumble and one fumble recovery...**vs. Washington (9/17):** Tallied five tackles (three solo) and one forced fumble...**at San Francisco (9/21):** Intercepted one pass with a return of 25 yards...also collected four tackles (three solo), one fumble recovery and recorded two passes defended...**at Jacksonville (10/15):** Finished with two tackles (one solo)...intercepted one pass for a 31-yard return...recorded one pass defended...**vs. Philadelphia (12/10):** Tied a career-high with seven solo tackles and three passes defended...**Wild Card vs. Atlanta (1/6/18):** Saw action at cornerback...registered three tackles and one pass defended.

**2016 SEASON:** Played in 16 games for the fourth-straight season...finished the season with 35 tackles (32 solo), one forced fumble and one fumble recovery as well as two interceptions with one returned for a touchdown...**at Los Angeles (10/9):** Recorded two interceptions, returning one for a 41-yard touchdown.

**2015 SEASON:** Played in all 16 games...recorded 44 tackles (38 solo)...**vs. Indianapolis (1/3/16):** Recorded six tackles (four solo)...added one sack and one pass defended...**vs. New England (9/20):** Notched six tackles (six solo)...**vs. Houston (12/6):** Tallied five tackles (five solo) and three passes defended.

**2014 SEASON:** Started 6-of-16 games played...recorded a career-high 45 total tackles...**at New York Jets (10/26):** Led the Bills defense with a career-high seven tackles (five solo)...**vs. New York Jets (11/23):** Tallied three tackles (three solo), one sack and one pass defended.

**2013 SEASON:** Played in all 16 games as a rookie, started two...made 39 tackles (30 solo) and three sacks...**at Miami (10/20):** Picked off Dolphins QB Ryan Tannehill, for his first career interception, returning it 19 yards for a touchdown...**at Jacksonville (12/15):** Made his first career start at cornerback...notched a career-high six tackles...took down Jaguars QB Chad Henne for his first career sack...added a forced fumble and fumble recovery.

**COLLEGE:** A three-year starter for the Trojans at USC...finished his career with 163 tackles, seven interceptions and two touchdowns...as a junior, started all 13 games, tallied 52 tackles (36 solo) and one interception in addition to blocking a kick...started 12 games for the 10-win Trojans as a sophomore...recorded 5.5 tackles for loss, two sacks and two interceptions, including one returned for a touchdown...also returned 12 punts for 132 yards...named to the All-Pac 12 first team...recipient of USC's 2011 John McKay Award, given to the underclassman with the most competitive spirit...started all 13 games at cornerback as a freshman, notching 48 tackles, a team-high four interceptions and one returned for a touchdown as well as a forced fumble...an All-Pac 12 honorable mention selection as a freshman...also participated in track at USC.

**PERSONAL:** Played defensive back and running back at Frostproof (Fla.) High School...scored 15 touchdowns on offense and defense as a senior...rushed for 1,600 yards as a junior...as a sophomore, rushed for 1,500 yards and tallied seven interceptions...also lettered in baseball and track.

# NICKELL ROBEY-COLEMAN NFL STATISTICS

## REGULAR SEASON

Year	Team	G/S	Tackles				Interceptions				Fumbles				Yds
			Total	Solo	Asst	Sk	Yds	Int	Yds	Lg	TD	PD	FF	FR	
2013	BILLS	16/2	39	30	9	3.0	23.0	1	19t	19t	1	10	1	1	0
2014	BILLS	16/7	45	36	9	1.0	2.0	0	0	0	0	7	0	2	2
2015	BILLS	16/3	44	38	6	1.0	0.0	0	0	0	0	4	0	0	0
2016	BILLS	16/3	29	26	3	0.0	0.0	2	44	41t	1	7	0	1	36t
2017	RAMS	15/4	50	36	14	0.0	0.0	2	56	31	0	9	1	1	0
<b>Total</b>		<b>79/19</b>	<b>207</b>	<b>166</b>	<b>41</b>	<b>5.0</b>	<b>25.0</b>	<b>5</b>	<b>119</b>	<b>41t</b>	<b>2</b>	<b>37</b>	<b>2</b>	<b>5</b>	<b>38</b>

## POSTSEASON

Year	Team	G/S	Tackles				Interceptions				Fumbles				Yds
			Total	Solo	Asst	Sk	Yds	Int	Yds	Lg	TD	PD	FF	FR	
2017	RAMS	1/0	3	0	3	0.0	0.0	0	0	0	0	0	0	0	0

**ADDITIONAL CAREER STATISTICS:** Special teams tackles: Rams: 2017 (4), Bills: 2016 (4), 2015 (2), 2014 (3), TOTAL: (10)... Scored a touchdown on a 36-yard fumble recovery against the New York Jets in Week Two of the 2016 season...Also forced a fumble on special teams.

### SINGLE GAME HIGHS

Total Tackles – 7, two times, last vs. Philadelphia (12/10/17)  
 Interceptions – 2, at Los Angeles (10/9/16)  
 Pass Defensed- 3, 3x, last vs. Philadelphia (12/10/17)

# NICKELL ROBEY-COLEMAN GAME-BY-GAME STATISTICS

### 2017 LOS ANGELES RAMS

Game	W/L	P/S	T	S	A	Sk	Yds	Int	Yds	Lg	TD	PD	FF	FR	Yds
IND 9/10	W	1/0	2	2	0	0	0	0	0	0	0	1	0	0	0
WAS 9/17	L	1/1	5	3	2	0	0	0	0	0	0	0	1	0	0
@SF 9/21	W	1/1	4	3	1	0	0	1	25	25	0	2	0	1	0
@DAL 10/1	W	1/0	5	3	2	0	0	0	0	0	0	0	0	0	0
SEA 10/8	L	1/1	6	5	1	0	0	0	0	0	0	0	0	0	0
@JAC 10/15	W	1/1	2	1	1	0	0	1	31	31	0	1	0	0	0
ARI 10/22	W	1/0	2	1	1	0	0	0	0	0	0	0	0	0	0
@NYG 11/5	W	1/0	2	1	1	0	0	0	0	0	0	1	0	0	0
HOU 11/12	W	1/0	4	3	1	0	0	0	0	0	0	0	0	0	0
@MIN 11/19	L	1/0	1	1	0	0	0	0	0	0	0	0	0	0	0
NO 11/26	W					Inactive									
@ARI 12/2	W	1/0	1	1	0	0	0	0	0	0	0	1	0	0	0
PHI 12/10	L	1/1	7	7	0	0	0	0	0	0	0	3	0	0	0
@SEA 12/17	W	1/0	4	2	2	0	0	0	0	0	0	0	0	0	0
@TEN 12/24	W	1/0	2	0	2	0	0	0	0	0	0	0	0	0	0
SF 12/31	L	1/0	3	3	0	0	0	0	0	0	0	0	0	0	0
<b>TOTALS</b>	<b>11/5</b>	<b>15/4</b>	<b>50</b>	<b>36</b>	<b>14</b>	<b>0</b>	<b>0</b>	<b>2</b>	<b>56</b>	<b>31</b>	<b>0</b>	<b>9</b>	<b>1</b>	<b>1</b>	<b>0</b>

### POSTSEASON

ATL 1/6/18	L	P/S	3	0	3	0.0	0.0	0	0	0	0	1	0	0	0
<b>TOTALS</b>	<b>0-1</b>	<b>1/0</b>	<b>3</b>	<b>0</b>	<b>3</b>	<b>0.0</b>	<b>0.0</b>	<b>0</b>	<b>0</b>	<b>0</b>	<b>0</b>	<b>1</b>	<b>0</b>	<b>0</b>	<b>0</b>

### 2016 BUFFALO BILLS

Game	W/L	P/S	T	S	A	Sk	Yds	Int	Yds	Lg	TD	PD	FF	FR	Yds
@BAL 9/11	L	1/0	0	0	0	0.0	0	0	0	0	0	0	0	0	0
NYJ 9/15	L	1/0	5	5	0	0.0	0	0	0	0	0	0	0	0	1 36t
ARI 9/25	W	1/0	1	1	0	0.0	0	0	0	0	0	0	0	0	0
@NE 10/2	W	1/0	2	2	0	0.0	0	0	0	0	0	0	0	0	0
@LA 10/9	W	1/0	1	0	1	0.0	0	2	44	41t	1	2	0	0	0
SF 10/16	W	1/1	1	1	0	0.0	0	0	0	0	0	0	0	0	0
@MIA 10/23	L	1/0	1	1	0	0.0	0	0	0	0	0	0	0	0	0
NE 10/30	L	1/1	2	1	1	0.0	0	0	0	0	0	0	0	0	0
@SEA 11/7	L	1/0	1	1	0	0.0	0	0	0	0	0	0	0	0	0
@CIN 11/20	W	1/0	3	2	1	0.0	0	0	0	0	0	1	0	0	0
JAX 11/27	W	1/0	1	1	0	0.0	0	0	0	0	0	0	1	0	0
@OAK 12/4	L	1/0	2	2	0	0.0	0	0	0	0	0	0	0	0	0
PIT 12/11	L	1/1	3	3	0	0.0	0	0	0	0	0	0	0	0	0
CLE 12/18	W	1/0	2	2	0	0.0	0	0	0	0	0	0	0	0	0
MIA 12/24	L	1/0	1	1	0	0.0	0	0	0	0	0	0	0	0	0
@NYJ 1/1/17	L	1/0	3	3	0	0.0	0	0	0	0	0	0	0	0	0
<b>TOTALS</b>	<b>7-9</b>	<b>16/3</b>	<b>29</b>	<b>26</b>	<b>3</b>	<b>0.0</b>	<b>0</b>	<b>2</b>	<b>44</b>	<b>41t</b>	<b>1</b>	<b>4</b>	<b>0</b>	<b>1</b>	<b>36t</b>

### 2015 BUFFALO BILLS

Game	W/L	P/S	T	S	A	Sk	Yds	Int	Yds	Lg	TD	PD	FF	FR	Yds
IND 9/13	W	1/0	6	4	2	1.0	0.0	0	0	0	0	1	0	0	0
NE 9/20	L	1/0	6	6	0	0.0	0.0	0	0	0	0	0	0	0	0
@MIA 9/27	W	1/1	5	3	2	0.0	0.0	0	0	0	0	0	0	0	0
NYG 10/4	L	1/0	3	2	1	0.0	0.0	0	0	0	0	0	0	0	0
@TEN 10/11	W	1/0	4	4	0	0.0	0.0	0	0	0	0	0	0	0	0
CIN 10/18	L	1/0	0	0	0	0.0	0.0	0	0	0	0	0	0	0	0
@JAX 10/25	L	1/0	0	0	0	0.0	0.0	0	0	0	0	0	0	0	0
MIA 11/8	W	1/1	3	3	0	0.0	0.0	0	0	0	0	0	0	0	0
@NYJ 11/12	W	1/0	0	0	0	0.0	0.0	0	0	0	0	0	0	0	0
@NE 11/23	L	1/0	0	0	0	0.0	0.0	0	0	0	0	0	0	0	0
@KC 11/29	L	1/0	2	2	0	0.0	0.0	0	0	0	0	0	0	0	0
HOU 12/6	W	1/0	5	5	0	0.0	0.0	0	0	0	0	3	0	0	0
@PHI 12/13	L	1/0	2	0	2	0.0	0.0	0	0	0	0	0	0	0	0
@WAS 12/20	L	1/0	2	0	2	0.0	0.0	0	0	0	0	0	0	0	0
DAL 12/28	W	1/0	3	3	0	0.0	0.0	0	0	0	0	0	0	0	0
NYJ 1/3/16	W	1/0	3	2	1	0.0	0.0	0	0	0	0	0	0	0	0
<b>TOTAL</b>	<b>8-8</b>	<b>16/2</b>	<b>44</b>	<b>38</b>	<b>6</b>	<b>1.0</b>	<b>0.0</b>	<b>0</b>	<b>0</b>	<b>0</b>	<b>0</b>	<b>4</b>	<b>0</b>	<b>0</b>	<b>0</b>

### 2014 BUFFALO BILLS

Game	W/L	P/S	T	S	A	Sk	Yds	Int	Yds	Lg	TD	PD	FF	FR	Yds
@CHI 9/7	W	1/1	0	0	0	0.0	0	0	0	0	0	1	0	0	0
MIA 9/14	W	1/1	5	4	1	0.0	0	0	0	0	0	0	0	0	0
SD 9/21	L	1/1	1	1	0	0.0	0	0	0	0	0	0	0	0	0
@HOU 9/28	L	1/0	2	1	1	0.0	0	0	0	0	0	0	0	0	0
@DET 10/5	W	1/1	5	4	1	0.0	0	0	0	0	0	0	0	0	1 2
NE 10/12	L	1/0	2	2	0	0.0	0	0	0	0	0	0	0	1	0
MIN 10/19	W	1/0	3	2	1	0.0	0	0	0	0	0	0	0	1	0
@NYJ 10/26	W	1/0	7	5	2	0.0	0	0	0	0	0	0	0	0	0
KC 11/9	L	1/0	0	0	0	0.0	0	0	0	0	0	0	0	0	0
@MIA 11/13	L	1/1	3	3	0	0.0	0	0	0	0	0	0	0	0	1 0
NYJ 11/23	W	1/0	3	3	0	0.0	0	0	0	0	0	0	0	1	0
CLE 11/30	W	1/0	2	2	0	0.0	0	0	0	0	0	0	0	0	0
@DEN 12/7	L	1/0	2	1	1	0.0	0	0	0	0	0	0	0	0	0
GB 12/14	W	1/1	4	3	1	0.0	0	0	0	0	0	0	0	1	0
@OAK 12/21	L	1/0	1	1	0	0.0	0	0	0	0	0	0	0	1	0
@NE 12/28	W	1/1	5	4	1	0.0	0	0	0	0	0	0	0	0	0
<b>TOTALS</b>	<b>9-7</b>	<b>16/6</b>	<b>15</b>	<b>36</b>	<b>9</b>	<b>0.0</b>	<b>0</b>	<b>0</b>	<b>0</b>	<b>0</b>	<b>0</b>	<b>6</b>	<b>0</b>	<b>2</b>	<b>2</b>

# NICKELL ROBEY-COLEMAN GAME-BY-GAME STATISTICS CONTINUED

2013 BUFFALO BILLS															
Game	W/L	P/S	T	S	A	Sk	Yds	Int	Yds	Lg	TD	PD	FF	FR	Yds
NE 9/8	L	1/0	4	2	2	0.0	0.0	0	0	0	0	0	0	0	0
CAR 9/15	W	1/0	2	2	0	0.0	0.0	0	0	0	0	1	0	0	0
@NYJ 9/22	L	1/0	1	0	1	0.0	0.0	0	0	0	0	1	0	0	0
BAL 9/29	W	1/0	2	2	0	0.0	0.0	0	0	0	0	0	0	0	0
@CLE 10/3	L	1/0	0	0	0	0.0	0.0	0	0	0	0	1	0	0	0
CIN 10/13	L	1/0	1	1	0	0.0	0.0	0	0	0	0	0	0	0	0
@MIA 10/20	W	1/0	2	2	0	0.0	0.0	1	19t	19t	1	3	0	0	0
@NO 10/27	L	1/0	3	2	1	0.0	0.0	0	0	0	0	2	0	0	0
KC 11/3	L	1/0	1	1	0	0.0	0.0	0	0	0	0	0	0	0	0
@PIT 11/10	L	1/0	2	2	0	0.0	0.0	0	0	0	0	0	0	0	0
NYJ 11/17	W	1/0	4	2	2	0.0	0.0	0	0	0	0	0	0	0	0
ATL 12/1	L	1/0	3	2	1	0.0	0.0	0	0	0	0	1	0	0	0
@TB 12/8	L	1/0	3	3	0	0.0	0.0	0	0	0	0	0	0	0	0
@JAX 12/15	W	1/1	6	5	1	1.0	8.0	0	0	0	0	0	1	1	0
MIA 12/22	W	1/1	4	3	1	2.0	15.0	0	0	0	0	1	0	0	0
@NE 12/29	L	1/0	1	1	0	0.0	0.0	0	0	0	0	0	0	0	0
TOTAL	6-10	14/2	39	30	9	3.0	23.0	1	19t	19t	1	10	1	1	0



# 76 | RODGER SAFFOLD III

Position:	Guard
Ht./Wt.:	6-5/325
Birth Date:	6/6/88
College:	Indiana
Hometown:	Bedord, Ohio
Experience:	8th year (8th Rams)
Acquired:	D2-2010

Career GP/GS (Playoffs): 98/95 (1/1)



**TRANSACTIONS:** Selected by the Rams in the second round (33rd) of the 2010 NFL Draft (4/23/10).

**PRO:** Eighth-year pro has played in 98 career games with 95 starts and one postseason start...versatile lineman has started at right tackle, left tackle, left guard and right guard.

**2017 SEASON:** Started 15 games at left guard plus one playoff start...played a key role on the top-ranked scoring offense in the league...all five offensive linemen started 16 games, including the postseason...**at Dallas (10/1):** Played all 69 offensive snaps and paved the way for 168 total rushing yards...**vs. Seattle (10/8):** Played all 74 offensive snaps and gave QB Jared Goff time to throw for 288 yards...**vs. Arizona (10/22):** Played all 80 offensive snaps...opened running lanes for RB Todd Gurley II who notched his fourth 100-plus yard rushing game of the season...**vs. Houston (11/12):** Allowed QB Jared Goff to have time in the pocket to throw for a career-high 355 yards...**at Seattle (12/17):** Was a part of an offensive line that paved the way for RB Todd Gurley II to become the first player in Rams history to rush for at least two touchdowns at CenturyLink field...**at Tennessee (12/24):** Helped protect QB Jared Goff who recorded 301 passing yards and four touchdowns...**Wild Card vs. Atlanta (1/6/18):** Made first-career postseason start at left guard...helped give QB Jared Goff time to throw for 259 yards and one touchdown.

**2016 SEASON:** Started 15 games at various positions along the line including left guard, left tackle, and right tackle...**at San Francisco (9/12):** Started at left guard and played on all 61 offensive snaps...**vs Seattle (9/18):** Started at left guard and played on all 62 offensive snaps...**at Tampa Bay (9/25):** Started at left guard and played all 65 offensive snaps...opened up a running lane for RB Todd Gurley to rush for two touchdowns...**vs. Buffalo (10/9):** Started at left guard and played on all 67 offensive snaps...**at Detroit (10/16):** Started at left guard...helped block for the offense to produce three touchdowns...**at New York Jets (11/13):** Started at left guard and helped block for an offense that garnered 125 yards on the ground...**at New Orleans (11/27):** Started at left tackle for the first time since at Seattle (12/30/12)...left the game in the second quarter and did not return...**vs. Arizona (1/1):** Started at right tackle.

**2015 SEASON:** Started in five games before going on reserve/injured (10/15)...**at Arizona (10/4):** Part of an offensive line that helped produce 164 rushing yards...**vs. Seattle (9/13):** Helped block for QB Nick Foles on his way to 297 passing yards and a rushing touchdown.

**2014 SEASON:** Started 16 games...saw action at both tackle and guard positions... **at Tampa Bay (9/14):** Started at left-guard...part of an offensive line that helped produce 20 first downs...**vs. Dallas (9/21):** Started at left guard...helped block for an offense that produced 448 total yards...**vs. Seattle (10/19):** Started at right guard...part of an offensive line that blocked for three offensive touchdowns...**vs. Denver (11/16):** Started at left guard...helped block for the offense to register a 100-yard rusher and 100-yard receiver...**vs. Oakland (11/30):** Started at left guard...part of an offensive line that helped the offense score 38 points in the first half, which is tied for second-most in franchise history...**at Washington (12/7):** Started at left guard...part of an offensive line that helped protect QB Shaun Hill to throw two touchdowns and register a 133.3 quarterback rating...**at Seattle (12/28):** Started at left guard and played at right tackle.

**2013 SEASON:** Played in 12 games with nine starts...started three games at right tackle, five at right guard and one at left tackle...**vs. Arizona (9/8):** Started at right tackle...part of an offensive line that helped block for QB Sam Bradford allowing him to throw for 299 yards and two touchdowns...**vs. Seattle (10/28):** Saw action on offense...part of an offensive line that helped block for RB Zac Stacy to rush for 134 yards...**vs. Tennessee (11/3):** Saw action at right tackle...helped block for RB Zac Stacy rush for his second consecutive 100-yard game...**at Indianapolis (11/10):** Marked his first career start at right guard...helped block for the Rams' backs to run for 140 yards, the team's third straight 100 yard rushing game...**vs. Chicago (11/24):** Started at right guard...part of an offensive line that helped block for the Rams rushing corps to run for 258 yards, the team's highest singlegame total this season...**vs. New Orleans (12/15):** Started at right guard...part of an offensive line that did not allow a sack...**vs. Tampa Bay (12/22):** Started at right guard...moved to left tackle for Jake Long who left in the first quarter with an injury...helped block for two rushing touchdowns.

**2012 SEASON:** Started 10 games at left tackle, including the final eight of the season...helped RB Steven Jackson reach 1,000 yards for the eighth straight season...**at San Francisco (11/11):** Started at left tackle...helped the Rams put up 458 total yards on offense...**at Arizona (11/25):** Started at left tackle...helped RB Steven Jackson notch 139 yards on the ground...**vs. Minnesota (12/16):** Started at left tackle...part of an offensive line that helped RB Steven Jackson eclipse 10,000 rushing yards...**at Tampa Bay (12/23):** Started at left tackle...part of an offensive line that allowed QB Sam Bradford time to throw an 80-yard touchdown to TE Lance Kendricks, the longest pass of Bradford's career...**at Seattle (12/30):** Started at left tackle...part of an offensive line that allowed zero sacks on QB Sam Bradford.



**2011 SEASON: at New York Giants (9/19):** Helped block for the offense to collect five passes of 20-plus yards...**vs. Baltimore (9/25):** Started at left tackle...**vs. Washington (10/2):** Started at left tackle...**at Green Bay (10/16):** Started at left tackle...**at Dallas (10/23):** Started at left tackle...**vs. New Orleans (10/30):** Helped block for the offense to gain 323 total yards...**at Arizona (11/6):** Started at left tackle...helped block for RB Steven Jackson to rush for over 100 yards the second consecutive week...**at Cleveland (11/13):** Started at left tackle...left the game in the third quarter with a head injury...placed on reserve/injured list (11/19).

**2010 SEASON:** Named All-Rookie by Pro Football Weekly and the Pro Football Writers of America...finished the season as the only NFL rookie to start all of his team's games at left tackle this season...allowed only three sacks in 590 pass attempts according to Statspass.com...part of an offensive line that helped RB Steven Jackson surpass the 1,000-yard mark for a sixth consecutive season.

**COLLEGE:** Started 41 of 42 games at Indiana...while in the starting lineup the Hoosiers rushed over 100 yards in 29 games...in last two years, registered 171 knockdowns and 20 touchdown-resulting blocks...Indiana scored 29 times on the ground when in lineup.

**PERSONAL:** Two-way lineman at Bedford (Oh.) High School...rated a two-star prospect by Rivals.com...earned first team All-Lake Erie League, All-District and honorable mention All-State honors as a senior...played in 2006 Ohio North-South All-Star game...father played football at the University of Iowa...public affairs management major...born Rodger P. Saffold III...participated in several community events, including Make-A-Wish Celebrity Server Dinner, Taste of the NFL, Urban League Turkey Distribution, Financial Football Show-Me Showdown at UMSL and the All-Community Team Ticket program - Spirit of 76.

**SAFFOLD'S Games Played-Starts:** RAMS: 2017 (15/15) Postseason: (1/1), 2016 (15/15), 2015 (5/5), 2014 (16/16), 2013 (12/9), 2012 (10/10), 2011 (9/9), 2010 (16/16). **Career GP/GS (Playoffs): 98/95 (1/1).**







# 65 | JOHN SULLIVAN

Position:	Center
Ht./Wt.:	6-4/310
Birth Date:	8/8/85
College:	Notre Dame
Hometown:	Old Greenwich, Conn.
Experience:	10th year (1st Rams)
Acquired:	FA-2017

Career GP/GS (Playoffs): 137/109 (5/4)



**TRANSACTIONS:** Signed by the Rams as a free agent (4/5/17)...signed by the Washington Redskins as a free agent (9/27/16)...released by the Minnesota Vikings...re-signed with Minnesota (4/7/15)...re-signed with the Vikings (12/17/11)...originally entered the NFL as a sixth round (187th overall) draft pick by the Minnesota Vikings (4/27/08).

**PRO:** Ninth-year center is in his first season with the Rams in 2017...has started 109-of-137 games in his career while being named PFWA First-Team All-Pro following the 2012 season...has played in four postseason contests, starting three.

**2017 SEASON:** Started 15 games at center...played a key role on the top-ranked scoring offense in the league...all five offensive linemen started 16 games, including the postseason...**vs. Indianapolis (9/10):** Provided time for QB Jared Goff to throw for a career-best 306 yards...**at Jacksonville (10/15):** Made his 100th career start at center...played all 59 offensive snaps...**at Seattle (12/17):** Was a part of an offensive line that allowed RB Todd Gurley II to become the first player to post four touchdowns in a game this season...**at Tennessee Titans (12/24):** Helped pave the way for RB Todd Gurley who tallied 276 yards from scrimmage, the third highest mark in franchise history in a single game...**Wild Card vs. Atlanta (1/6/18):** Started at center...helped pave the way for RB Todd Gurley II who notched 101 yards rushing on 14 carries.

**2016 SEASON:** Played in 13 games, started one in his lone season in Washington...helped block for a Washington team that would go on to win the NFC East...**at Philadelphia (12/11):** Started at center...blocked for a Washington offense that would rush for 107 yards and two touchdowns.

**2015 SEASON:** Placed on injured reserve prior to the season with a back injury.

**2014 SEASON:** Played 16 games, starting all 16 games for the third straight season and fourth time in his career...helped pave the way for Vikings RB Matt Asiata to finish third in the league with nine rushing touchdowns...**at St. Louis (9/7):** Blocked for WR Cordarrelle Patterson to rush for 107 yards, the most rushing yards by a receiver in Vikings history ...**vs. Atlanta (9/28):** Paved the way for the Vikings to rush for 241 yards as a team with four touchdowns...also saw RB Jerick McKinnon run for 135 yards on 18 carries (7.5 avg.).

**2013 SEASON:** Started all 16 games for the second year in a row...**at Green Bay (10/24):** Helped to block RB Adrian Peterson's 146-yard rushing effort...**vs. Chicago (12/1):** Part of an offensive line that saw Adrian Peterson rush for a season-high 211 yards... **vs. Philadelphia (12/15):** Prominent part of an offensive line that paved the way for RB Matt Asiata rush for three touchdowns.

**2012 SEASON:** Started 16-of-16 games for the second time in his career...named PFWA First-Team All-Pro...part of an offensive line that helped RB Adrian Peterson run for 2,097 yards - the second-most in NFL history - en route to winning MVP, the first running back to win the award in six seasons...started at center in the club's Wild Card game at Green Bay...**at Seattle (11/4):** Helped pave the way for Adrian Peterson to rush for 182 yards and two touchdowns...**at Green Bay (12/2):** Part of an offensive line that helped Adrian Peterson tally 210 yards and a touchdown on the ground... **at St. Louis (12/16):** Helped Adrian Peterson rush for a season-high 212 yards.

**2011 SEASON:** Played in 15 games, starting all 15 at center...helped the Vikings offense rush for 144.9 yards per game, the fourth-highest mark in the NFL...**at Detroit (12/11):** Paved the way for the Vikings to tally 269 yards and a touchdown on the ground.

**2010 SEASON:** Started all 14 games in which he played...**vs. Buffalo (12/5):** Helped block for Adrian Peterson to run for 107 yards and three touchdowns.

**2009 SEASON:** Started 16-of-16 games for the first time in his career...part of a Minnesota offense that ranked fifth in the NFL in total offense...paved the way for RB Adrian Peterson to rush for a Vikings-record 18 touchdowns...started at center in the team's Divisional Round win versus Dallas and NFC Championship Game match-up against New Orleans...**vs. Cleveland (9/13):** Blocked for Adrian Peterson's 180 yard and three rushing touchdown performance...**vs. Detroit (11/15):** Part of an offense line that helped Adrian Peterson rush for 133 yards and two touchdowns...**NFC Championship vs. New Orleans (1/24/10):** Helped block for Adrian Peterson to rush for 122 yards and three touchdowns on the ground.

**2008 SEASON:** Played in all 16 games as a rookie, playing a prominent role on special teams...played in the club's Wild Card match-up with the Eagles.

**COLLEGE:** Started 43-of-47 games at Notre Dame...started in the Fiesta Bowl as a sophomore and the Sugar Bowl as a junior...served as a captain his senior year for the Fighting Irish.

**PERSONAL:** Named Connecticut's Gatorade Player of the Year as a senior at Greenwich High School...played in the U.S. Army All-American Bowl following his senior season in high school...won three state titles as a wrestler...graduated from Notre Dame with a degree in marketing...is married to Ariel and they have one son, John Harris (Harry) Sullivan.

**SULLIVAN'S Games Played Stats:** RAMS 2017 (15/15), Washington 2016 (13/1), Minnesota 2014 (16/16), 2013 (16/16), 2012 (16/16), 2011 (15/15), 2010 (14/14), 2009 (16/16), 2008 (16/0). Postseason Totals: 2008 (0/1), 2009 (2/2), 2012 (1/1), 2017 (1/1).  
**Career GP/GS (Playoffs): 137/109 (5/4).**



# 88 | MICHAEL THOMAS

Position: Wide Receiver  
 Ht./Wt.: 6-1/195  
 Birth Date: 8/16/94  
 College: Southern Mississippi  
 Hometown: Chicago, Ill.  
 Experience: 2nd year (2nd Rams)  
 Acquired: D6C-2016 (206th)

Career GP/GS (Playoffs): 23/1 (0/0)



**TRANSACTIONS:** Selected by Los Angeles in the sixth round (206th overall) of the 2016 NFL Draft (4/30/16).

**2017 SEASON:** Finished the regular season with five receptions for 93 yards in his sophomore campaign...**at Jacksonville (10/15):** Saw first action of the 2017 season, primarily on special teams...**at Minnesota (11/19):** Hauled in one catch for 12 yards...**at Arizona (12/3):** Recorded one kick return for 15 yards...**vs. Philadelphia (12/10):** Blocked Eagles P Donnie Jones punt and CB Blake Countess scooped it up and ran it 16 yards for a touchdown...**vs. San Francisco (12/31):** Made his first career start at wide receiver...led the team in receiving yards with three catches for 75 yards, including a 50-yard reception...**Wild Card vs. Atlanta (1/6/18):** Declared Inactive.

**2016 SEASON:** Played in 15 games in his rookie campaign...became a significant contributor on special teams while racking up six special teams tackles...**vs. Buffalo (10/9):** Returned three kickoffs for 62 yards...recorded a special teams tackle...**at New England (12/4):** Saw action at wide receiver and on special teams...recorded three special teams tackles, giving him five on the season...**vs. Atlanta (12/11):** Caught his first NFL pass from QB Jared Goff for a 16 yard gain...returned six kickoffs for 118 yards, including a long of 41 yards...**at Seattle (12/15):** Caught one pass for six yards...**Week 17 vs. Arizona (1/1):** Hauled in a 15 yard reception...recorded his sixth special teams tackle of the season.

**COLLEGE:** As a senior in 2015, named honorable mention All-Conference USA...set a single-season school marks his senior campaign with 1,391 receiving yards and added 14 touchdown receptions...played in 13 of 14 games...tallied 71 receptions for 19.6 ypc...had at least one touchdown catch in each of his final 10 games...notched 100-yard receiving games eight times, including a season-high 190 yards and two scoring grabs against Washington in the Zaxby's Heart of Dallas Bowl (12/26)...also had a 162-yard receiving game that included an acrobatic one-handed touchdown catch that was featured on ESPN's Top 10 plays at Louisiana Tech (11/28)...had a 155 receiving yard and three touchdown performance against North Texas (10/3)...ranks second at the school in career 100-yard games with the program with 10...first on the team in 20-plus yard plays with 34 (28 receptions, six kick returns) to go along with five touchdown grabs of 50 or more yards...in 2014, named All-Conference USA (Honorable Mention)...played in all 12 games on the season, made nine starts...tallied 592 receiving yards and 625 kickoff return yards for 1,217 all-purpose yards...finished the year with 592 yards receiving on 41 catches and five touchdowns...finished with a season-high two touchdowns...notched a pair of 100-yard receiving games...notched six games with 100 or more all-purpose yards, including a pair of 200+ games – Louisiana Tech (222) and Middle Tennessee (207)...in 2013, attended Dodge City Community College...led DCCC with 42 receptions for 709 yards (70.9 yards per game/16.9 average) with three touchdowns in 10 games ... named Honorable Mention All-American...in 2012, attended College of Dupage as a freshman.

**PERSONAL:** Lettered at DuSable High School in Chicago, Ill....helped the Panthers to the State Playoffs as a senior...named first-team All-District as a junior and senior...scored 29 touchdowns combined as a junior and senior...as a senior, notched six touchdowns in a game against Carver HS...son of Lisa Wilson and Michael Thomas...has an older brother, Nate Brown... majored in interdisciplinary studies.

## MICHAEL THOMAS NFL STATISTICS

NFL STATISTICS							
Year	Team	G/S	Receiving		Avg	Lg	TD
			No	Yds			
2016	RAMS	15/0	3	37	12.3	16	0
2017	RAMS	8/1	5	93	18.6	50	0
<b>TOTAL</b>		<b>23/1</b>	<b>8</b>	<b>130</b>	<b>16.3</b>	<b>50</b>	<b>0</b>

**Additional Career Statistics:** Special Teams Tackles: RAMS: 2016 (6), 2017 (1), Total: (7).



# 53 | CARLOS THOMPSON

**Position:** Outside Linebacker  
**Ht./Wt.:** 6-5/243  
**Birth Date:** 2/16/92  
**College:** Mississippi  
**Hometown:** Leland, MS.  
**Experience:** 2nd year (1st Rams)  
**Acquired:** FA-2017

**Career GP/GS (Playoffs):** 5/1 (1/0)



**TRANSACTIONS:** Signed to the active roster (12/2/17) from the practice squad...signed with the Los Angeles Rams as a free agent (4/5/17)...released from Houston (8/30/16)...signed by the Houston Texans as a college free agent (5/8/15).

**PRO:** Third-year pro who played in two career games with the Houston Texans before being placed on injured reserve on 9/30/15.

**2017 SEASON: at Tennessee (12/24):** Recorded one assisted tackle for loss...**vs. San Francisco (12/31):** Made his first career start at outside linebacker...tallied two solo tackles...also recorded one special teams tackle...**Wild Card vs. Atlanta (1/6/18):** Subbed in at outside linebacker and played on special teams.

**2016 SEASON:** Spent the entire 2016 season on injured reserve.

**2015 SEASON:** Placed on injured reserve (9/30)...**at Carolina (9/20):** Made his NFL debut and recorded one special teams tackle...**vs. Tampa Bay (9/27):** Recorded one special teams tackle.

**COLLEGE:** Played four seasons at the University of Oxford, Miss. (2010-11, 2013-14)...saw action in 11 games at defensive end, recording 29 tackles and 3.0 tackles for loss as a senior in 2014...helped Ole Miss lead the nation in scoring defense in 2014 (16.0 ppg)...played five games at defensive end in 2013 but missed the last eight games with neck and shoulder strains...recorded seven tackles with a half sack during those five games played in 2013...did not see action and was redshirted in 2012...played in four games at defensive end, totaling seven tackles, including 2.0 tackles for loss and a sack in 2011...played in seven games and notched one sack in 2010.

**PERSONAL:** Attended Simmons High School in Hollandale, Miss...a U.S. Army and SuperPrep All-American...named to the PrepStar and SuperPrep preseason All-America teams...earned first team All-State honors from The Clarion-Ledger and second team All-State honors from the Mississippi Association of Coaches as a senior...named to The Clarion-Ledger's Dandy Dozen team and rated the No. 2 on its Top 10 Most Wanted list...rated the No. 3 player in the state and the No. 32 defensive lineman in the nation by SuperPrep...ranked the No. 4 player in Mississippi and the No. 17 defensive tackle and No. 137 player overall in the country by Scout.com...ranked the No. 3 player in Mississippi by the Sun Herald...rated as the No. 41 defensive end in the country by ESPN.com...totaled 71 tackles and 15 sacks as a junior...coached in high school by his father, Carlos Thompson...majored in criminal justice...made U.M.A.A. Honor Roll for Fall 2014.

## CARLOS THOMPSON NFL STATISTICS

REGULAR SEASON																
Year	Team	G/S	Tackles					Interceptions					Fumbles			
			Total	Solo	Asst	Sk	Yds	Int	Yds	Lg	TD	PD	FF	FR	Yds	
2015	Houston	2/0	0	0	0	0.0	0.0	0	0	0	0	0	0	0	0	0
2017	RAMS	3/1	3	2	1	0.0	0.0	0	0	0	0	0	0	0	0	
<b>Total</b>		<b>5/1</b>	<b>3</b>	<b>2</b>	<b>1</b>	<b>0.0</b>	<b>0.0</b>	<b>0</b>	<b>0</b>	<b>0</b>	<b>0</b>	<b>0</b>	<b>0</b>	<b>0</b>	<b>0</b>	

POSTSEASON																
Year	Team	G/S	Tackles					Interceptions					Fumbles			
			Total	Solo	Asst	Sk	Yds	Int	Yds	Lg	TD	PD	FF	FR	Yds	
2017	RAMS	1/0	0	0	0	0.0	0.0	0	0	0	0	0	0	0	0	0

**Additional Career Statistics:** Special Teams Tackles: RAMS: 2017 (2).







# 95 | TYRANN WALKER

Position:	Defensive Tackle
Ht./Wt.:	6-3/310
Birth Date:	3/18/90
College:	Tulsa
Hometown:	New Iberia, La.
Experience:	5th Year (1st Rams)
Acquired:	FA-2017

Career GP/GS (Playoffs): 58/17 (1/0)



**TRANSACTIONS:** Signed by the Los Angeles Rams as an unrestricted free agent (3/23/17)...declared a free agent (3/9/17)... re-signed an extension with Detroit (3/4/16)...signed with the Detroit Lions as an unrestricted free agent (3/12/15)...declared a free agent (3/10/15)...signed with the New Orleans Saints as an undrafted rookie free agent (4/30/12).

**PRO:** Fifth-year pro who completed his first season with the Rams in 2017, after stints in New Orleans and Detroit...has career totals of 87 tackles (53 solo), 4.5 sacks, and two forced fumbles...emerged as a contributing threat along the Saints defensive line from 2013-14 before joining the Lions last season...spent the 2012 season on the Saints active roster, but was inactive in 15 contests.

**2017 SEASON:** Finished the regular season with 25 tackles (16 solo), including two for loss...also notched 1.0 sack, one quarterback hit, four passes defended, one forced fumble and one fumble recovery...**vs. Indianapolis (9/10):** Started the game at defensive tackle and finished with three tackles (two solo) and two TFLs...**at San Francisco (9/21):** Recorded two tackles (one solo) and tallied one forced fumble...**vs. Arizona (10/22):** Saw time on defense and special teams...tallied two passes defended... **at Arizona (12/3):** Saw action on special teams...blocked a PAT...**Wild Card vs. Atlanta (1/6/18):** Subbed in at defensive tackle... recorded three tackles (two solo).

**2016 SEASON:** Played in 15 games and started eight with the Lions.

**2015 SEASON:** Missed the majority of the season due to a leg injury, but finished the year with nine total tackles (five solo)... placed on injured reserve 9/7/15... at San Diego (9/13): Tallied three tackles and one quarterback hit...at Minnesota (9/20): garnered two tackles...vs. Denver (9/27): Saw action at DT and snagged one tackle for loss...at Seattle (10/5): Tallied three tackles (one solo) and was a part of a combined effort on the defensive line that produced six sacks for 52 yards, and allowed only one touchdown before leaving the game due to injury.

**2014 SEASON:** Played in all 16 games for the first time in his career, including one start...finished the season with 19 tackles (14 solo), 2.5 sacks, two tackles for loss and one forced fumble...vs. San Francisco (11/9): Picked up his first-career forced fumble on QB Colin Kaepernick that was recovered by Detroit...vs. Carolina (12/7): Recorded a season-high four tackles (three solo)... at Tampa Bay (12/28): Earned his first-career start and finished with three tackles (two solo) and 0.5 sacks.

**2013 SEASON:** Appeared in seven games both in the defensive line rotation and on special teams, finishing the season with nine tackles (four solo), one sack and one pass defended...was inactive Weeks 5-11 due to a knee injury...vs. Miami (9/30): Registered his first-career sack on QB Ryan Tannehill.

**COLLEGE:** Began his college playing career at Jones County (Miss.) Junior College before transferring to Tulsa...started all 26 games in two seasons for the Golden Hurricanes (2010-11) and finished his career with 84 tackles, 25.5 tackles for loss, 13.5 sacks, 11 passes defended, four fumbles, and two fumble recoveries...as a senior in 2011, recorded 41 tackles, 13.5 tackles for loss, eight sacks, eight passes defended, three forced fumbles and two blocked kicks.

**PERSONAL:** Played his high school ball at Westgate High School (La.) where he helped his team win the Class 5A state championship...earned first team all-district honors as a senior and recorded 64 tackles that season.

# TYRUNN WALKER NFL STATISTICS

## REGULAR SEASON

Year	Team	G/S	Tackles			Sk	Yds	Interceptions					Fumbles		
			Total	Solo	Asst			Int	Yds	Lg	TD	PD	FF	FR	Yds
2013	SAINTS	7/0	9	4	5	1.0	4.0	0	0	0	0	1	0	0	0
2014	SAINTS	16/1	19	14	5	2.5	8.0	0	0	0	0	0	1	0	0
2015	LIONS	4/4	9	5	4	0.0	0.0	0	0	0	0	0	0	1	0
2016	LIONS	15/8	26	15	11	0.0	0.0	0	0	0	0	0	0	0	1
2017	RAMS	16/4	25	16	9	1.0	7.0	0	0	0	0	4	1	1	0
<b>Total</b>		<b>58/17</b>	<b>88</b>	<b>54</b>	<b>34</b>	<b>4.5</b>	<b>19.0</b>	<b>0</b>	<b>0</b>	<b>0</b>	<b>0</b>	<b>5</b>	<b>2</b>	<b>2</b>	<b>1</b>

## POSTSEASON

Year	Team	G/S	Tackles			Sk	Yds	Interceptions					Fumbles			
			Total	Solo	Asst			Int	Yds	Lg	TD	PD	FF	FR	Yds	
2017	RAMS	1/0	3	2	1	0.0	0.0	0	0	0	0	0	0	0	0	0

### SINGLE GAME HIGHS

Total Tackles – 4 (two times) last vs. Philadelphia (12/10/2017)

Solo Tackles – 4 vs. Philadelphia (12/10/2017)

Sacks – 1 (Four times) Last vs. Indianapolis (9/10/2017)

# TYRUNN WALKER GAME-BY-GAME STATISTICS

### 2017 LOS ANGELES RAMS

Game	W/L	P/S	T	S	A	Sk	Yds	Int	Yds	Lg	TD	PD	FF	FR	Yds
IND 9/10	W	1/1	3	2	1	1.0	7.0	0	0	0	0	0	0	0	0
WAS 9/17	L	1/1	1	1	0	0	0	0	0	0	0	1	0	0	0
@SF 9/21	W	1/1	2	1	1	0	0	0	0	0	0	0	1	0	0
@DAL 10/1	W	1/0	1	0	1	0	0	0	0	0	0	0	0	0	0
SEA 10/8	L	1/0	0	0	0	0	0	0	0	0	0	0	0	0	0
@JAC 10/15	W	1/0	1	1	0	0	0	0	0	0	0	0	0	0	0
ARI 10/22	W	1/0	0	0	0	0	0	0	0	0	2	0	0	0	0
@NYG 11/5	W	1/0	2	1	1	0	0	0	0	0	0	0	0	0	0
HOU 11/12	W	1/0	3	2	1	0	0	0	0	0	0	0	1	0	0
@MIN 11/19	L	1/0	2	1	1	0	0	0	0	0	0	1	0	0	0
NO 11/26	W	1/0	2	2	0	0	0	0	0	0	0	0	0	0	0
@ARI 12/2	W	1/0	0	0	0	0	0	0	0	0	0	0	0	0	0
PHI 12/10	L	1/0	4	4	0	0	0	0	0	0	0	0	0	0	0
@SEA 12/17	W	1/0	1	1	0	0	0	0	0	0	1	0	0	0	0
@TEN 12/24	W	1/0	2	0	2	0	0	0	0	0	0	0	0	0	0
SF 12/31	L	1/1	1	0	1	0	0	0	0	0	0	0	0	0	0
<b>TOTALS</b>	<b>11-5</b>	<b>16/4</b>	<b>25</b>	<b>16</b>	<b>9</b>	<b>1.0</b>	<b>7.0</b>	<b>0</b>	<b>0</b>	<b>0</b>	<b>0</b>	<b>5</b>	<b>1</b>	<b>1</b>	<b>0</b>

### 2015 DETROIT LIONS

Game	W/L	P/S	T	S	A	Sk	Yds	Int	Yds	Lg	TD	PD	FF	FR	Yds
@SD 9/13	L	1/1	3	2	1	0.0	0	0	0	0	0	0	0	0	0
@MIN 9/20	L	1/1	2	1	1	0.0	0	0	0	0	0	0	0	0	0
DEN 9/27	L	1/1	1	1	0	0.0	0	0	0	0	0	0	0	0	0
@SEA 10/5	L	1/1	3	1	2	0.0	0	0	0	0	0	0	0	0	0
ARI 10/11	L	0/0													
CHI 10/18	W	0/0													
MIN 10/25	L	0/0													
@KC 11/1	L	0/0													
@GB 11/15	W	0/0													
OAK 11/22	W	0/0													
PHI 11/26	W	0/0													
GB 12/3	L	0/0													
@STL 12/13	L	0/0													
@NO 12/21	W	0/0													
SF 12/27	W	0/0													
@CHI 1/3/16	W	0/0													
<b>TOTALS</b>	<b>7-9</b>	<b>4/4</b>	<b>9</b>	<b>5</b>	<b>4</b>	<b>0.0</b>	<b>0</b>	<b>0</b>	<b>0</b>	<b>0</b>	<b>0</b>	<b>0</b>	<b>0</b>	<b>0</b>	<b>0</b>

### 2013 NEW ORLEANS SAINTS

Game	W/L	P/S	T	S	A	Sk	Yds	Int	Yds	Lg	TD	PD	FF	FR	Yds
ATL 9/8	W	1/0	0	0	0	0.0	0	0	0	0	0	0	0	0	0
@TB 9/15	W	0/0													
ARI 9/22	W	1/0	0	0	0	0.0	0	0	0	0	0	0	0	0	0
MIA 9/30	W	1/0	4	1	3	1.0	4	0	0	0	0	0	0	0	0
@CHI 10/6	W	0/0													
@NE 10/13	L	0/0													
BUF 10/27	W	0/0													
@NYJ 11/3	L	0/0													
DAL 11/10	W	0/0													
SF 11/17	W	0/0													
@ATL 11/21	W	0/0													
@SEA 12/2	L	1/0	1	0	1	0.0	0	0	0	0	0	0	0	0	0
CAR 12/8	W	1/0	1	0	1	0.0	0	0	0	0	0	0	0	0	0
@STL 12/15	L	0/0													
@CAR 12/22	L	1/0	1	1	0	0.0	0	0	0	0	1	0	0	0	0
TB 12/29	W	1/0	2	2	0	0.0	0	0	0	0	0	0	0	0	0
<b>TOTALS</b>	<b>11-5</b>	<b>7/0</b>	<b>9</b>	<b>4</b>	<b>5</b>	<b>1</b>	<b>4</b>	<b>0</b>	<b>0</b>	<b>0</b>	<b>1</b>	<b>0</b>	<b>0</b>	<b>0</b>	<b>0</b>

### 2016 DETROIT LIONS

Game	W/L	P/S	T	S	A	Sk	Yds	Int	Yds	Lg	TD	PD	FF	FR	Yds
@IND 9/11	W	1/1	4	2	2	0.0	0	0	0	0	0	0	0	0	0
TEN 9/18	L	1/1	2	1	1	0.0	0	0	0	0	0	0	0	0	0
@GB 9/25	L	1/1	2	1	1	0.0	0	0	0	0	0	0	0	0	0
@CHI 10/2	L	1/1	4	2	2	0.0	0	0	0	0	0	0	0	0	0
PHI 10/9	W	1/1	1	1	0	0.0	0	0	0	0	0	0	0	0	1
LAR 10/16	W	1/1	1	1	0	0.0	0	0	0	0	0	0	0	0	0
WAS 10/23	W	1/1	1	1	0	0.0	0	0	0	0	0	0	0	0	0
@HOU 10/30	L	1/1	3	1	2	0.0	0	0	0	0	0	0	0	0	0
@MIN 11/6	W	1/0	0	0	0	0.0	0	0	0	0	0	0	0	0	0
JAX 11/20	W	0/0													
MIN 11/24	W	1/0	0	0	0	0.0	0	Inactive	0	0	0	0	0	0	0
@NO 12/4	W	1/0	2	2	0	0.0	0	0	0	0	0	0	0	0	0
CHI 12/11	W	1/0	1	0	1	0.0	0	0	0	0	0	0	0	0	0
@NYG 12/18	L	1/0	2	2	0	0.0	0	0	0	0	0	0	0	0	0
@DAL 12/26	L	1/0	1	0	1	0.0	0	0	0	0	0	0	0	0	0
GB 1/1/17	L	1/0	2	1	1	0.0	0	0	0	0	0	0	0	0	0
<b>TOTALS</b>	<b>9/7</b>	<b>15/8</b>	<b>26</b>	<b>15</b>	<b>11</b>	<b>0.0</b>	<b>0</b>	<b>0</b>	<b>0</b>	<b>0</b>	<b>0</b>	<b>0</b>	<b>0</b>	<b>0</b>	<b>1</b>

### 2014 NEW ORLEANS SAINTS

Game	W/L	P/S	T	S	A	Sk	Yds	Int	Yds	Lg	TD	PD	FF	FR	Yds
@ATL 9/7	L	1/0	1	1	0	1.0	3	0	0	0	0	0	0	0	0
@CLE 9/14	L	1/0	2	2	0	0.0	0	0	0	0	0	0	0	0	0
MIN 9/21	W	1/0	1	1	0	0.0	0	0	0	0	0	0	0	0	0
@DAL 9/28	L	1/0	1	1	0	0.0	0	0	0	0	0	0	0	0	0
TB 10/5	W	1/0	0	0	0	0.0	0	0	0	0	0	0	0	0	0
@DET 10/19	L	1/0	0	0	0	0.0	0	0	0	0	0	0	0	0	0
GB 10/26	W	1/0	3	2	1	0.0	0	0	0	0	0	0	0	0	0
@CAR 10/30	W	1/0	0	0	0	0.0	0	0	0	0	0	0	0	0	0
SF 11/9	L	1/0	1	1	0	1.0	2	0	0	0	0	0	0	1	0
CIN 11/16	L	1/0	1	0	1	0.0	0	0	0	0	0	0	0	0	0
BAL 11/24	L	1/0	0	0	0	0.0	0	0	0	0	0	0	0	0	0
@PIT 11/30	W	1/0	1	1	0	0.0	0	0	0	0	0	0	0	0	0
CAR 12/7	L	1/0	3	2	1	0.0	0	0	0	0	0	0	0	0	0
@CHI 12/15	W	1/0	2	1	1	0.0	0	0	0	0	0	0	0	0	0
ATL 12/21	L	1/0	0	0	0	0.0	0	0	0	0	0	0	0	0	0
@TB 12/28	W	1/1	3	2	1	0.5	3	0	0	0	0	0	0	0	0
<b>TOTALS</b>	<b>7/9</b>	<b>16/1</b>	<b>19</b>	<b>14</b>	<b>5</b>	<b>2.5</b>	<b>8</b>	<b>0</b>	<b>0</b>	<b>0</b>	<b>0</b>	<b>0</b>	<b>0</b>	<b>1</b>	<b>0</b>



# 12 | SAMMY WATKINS

**Position:** Wide Receiver  
**Ht./Wt.:** 6-1/211  
**Birth Date:** 6/14/93  
**College:** Clemson University  
**Hometown:** Fort Meyers, Fla.  
**Experience:** 4th year (1st Rams)  
**Acquired:** T(BUF)-2017

**Career GP/GS (Playoffs):** 52/51 (1/1)



**TRANSACTIONS:** Acquired via trade with the Buffalo Bills in exchange for CB E.J. Gaines and a second-round draft pick in 2018, the Rams also received a sixth-round draft choice...selected by the Buffalo Bills in the first round (4th overall) of the 2014 NFL Draft (5/8/14).

**PRO:** Fourth-year pro has the third highest average yards per reception total (15.9) in the NFL (minimum of 150 receptions)... four games with four 150-plus receiving yard games from 2014-16, which is tied for seventh-most in the NFL during that time span... Watkins' 125 catches and 2,029 yards from 2014-15 were the most ever by a Bill in their first two NFL seasons.

**2017 SEASON:** Finished the regular season with 39 catches for 593 yards and a team-leading eight touchdown receptions...  
**vs. Indianapolis (9/10):** Logged five catches for 58 yards while averaging 11.6 yards per completion...**at San Francisco (9/21):** Played 44 offensive snaps at wide receiver...hauled in six receptions for two touchdowns and 106 yards receiving..marked his fifth multi-touchdown game of his career and 11th 100-plus yard receiving yardage game...**at New York Giants (11/5):** Hauled in a 67yard touchdown catch...**vs. Houston (11/12):** Hauled in two catches for 41 yards and a touchdown...**vs. New Orleans (11/26):** Started at wide receiver...registered four catches for 82 yards and one touchdown...**at Arizona (12/3):** Collected his sixth touchdown of the season...finished with three receptions for 38 yards...**at Tennessee (12/24):** Notched a 3-yard touchdown reception, his eighth touchdown reception this season...**Wild Card vs. Atlanta (1/6/18):** Started at wide receiver...recorded one catch for 23 yards.

**COLLEGE:** Tallied 240 receptions for 3,391 yards and 27 touchdowns, 339 yards on 52 carries and one touchdown, six punt returns for 23 yards, and 60 kickoff returns for 1,376 yards and one touchdown in 1,717 snaps over 36 games (29 starts) in his collegiate career...finished first in school history in receptions, first in receptions per game (6.7), first in receiving yards, first in receiving yards per game (94.2), first in 100-yard receiving games (15), tied for first in receiving touchdowns, second in all-purpose yards (5,129), and fifth in kickoff return yards...three-time, first-team All-American, the first Tiger to be a multi-year first-team All-American since 2000,01 (Kyle Young)...two-time First-Team All-ACC selection (media).

**PERSONAL:** Played high school football at South Fort Meyers HS...won the AA state title in the 200-meter and finished second in the 100-meter as a senior...began playing flag football at the age of seven for the Riverdale Wildcats...he is engage to Ta'la, and they have two daughters, Samiah and Salia...his brother Jaylen, is a safety for the Philadelphia Eagles...majored in communication studies.

## SAMMY WATKINS NFL STATISTICS

REGULAR SEASON												
Year	Team	G/S	Receiving					Rushing				
			No	Yds	Avg	Lg	TD	Att	Yds	Avg	Lg	TD
2014	Buffalo Bills	16/16	65	982	15.1	84	6	2	8	4.0	5	0
2015	Buffalo Bills	13/13	60	1,047	17.5	63	9	1	1	1.0	1	0
2016	Buffalo Bills	8/8	28	430	15.4	62	2	0	0	0.0	0	0
2017	RAMS	15/14	39	593	15.2	67t	8	0	0	0.0	0	0
<b>TOTALS</b>		<b>52/51</b>	<b>192</b>	<b>3,052</b>	<b>15.9</b>	<b>84</b>	<b>25</b>	<b>3</b>	<b>9</b>	<b>3.0</b>	<b>5</b>	<b>0</b>

POSTSEASON												
Year	Team	G/S	Receiving					Rushing				
			No	Yds	Avg	Lg	TD	Att	Yds	Avg	Lg	TD
2017	RAMS	1/1	1	23	23.0	23	0	0	0	0.0	0	0

**SINGLE GAME HIGHS**  
 Receptions- 11, at New York Jets (1/3/16)  
 Reception Yards- 168, vs. Miami (11/8/15)  
 Touchdowns- 2, many times, last at San Francisco (9/21/17)  
 Longest Reception- 84, at New York Jets (10/26/14)

# SAMMY WATKINS GAME-BY-GAME STATISTICS

## 2017 LOS ANGELES RAMS

Game	W/L	P/S	Receiving					Rushing				
			No	Yds	Avg	Lg	TD	Att	Yds	Avg	Lg	TD
IND 9/10	W	1/1	5	58	11.6	24	0	0	0	0	0	0
WAS 9/17	L	1/1	2	30	15.0	28	0	0	0	0	0	0
@SF 9/21	W	1/0	6	106	17.7	47	2	0	0	0	0	0
@DAL 10/1	W	1/1	1	17	17.0	17	0	0	0	0	0	0
SEA 10/8	L	1/1	0	0	0	0	0	0	0	0	0	0
@JAC 10/15	W	1/1	1	11	11.0	11	0	0	0	0	0	0
ARI 10/22	W	1/1	3	42	14.0	16	0	0	0	0	0	0
@NYG 11/5	W	1/1	1	67t*	67.0	67t	1	0	0	0	0	0
HOU 11/12	W	1/1	2	41	20.5	24	0	0	0	0	0	0
@MIN 11/19	L	1/1	3	36	12.0	15	0	0	0	0	0	0
NO 11/26	W	1/1	4	82	20.5	31	1	0	0	0	0	0
@ARI 12/2	W	1/1	3	38	12.7	14	1	0	0	0	0	0
PHI 12/10	L	1/1	3	21	7.0	15	1	0	0	0	0	0
@SEA 12/17	W	1/1	2	14	7.0	7	0	0	0	0	0	0
@TEN 12/24	W	1/1	3	30	10.0	16	1	0	0	0	0	0
SF 12/31	L	0/0	0	0	0	0	0	0	0	0	0	0
TOTALS	11-5	15/14	39	593	15.2	67t	8	0	0	0	0	0
POSTSEASON												
ATL 1/6/18	L	1/1	1	23	23.0	23	0	0	0	0	0	0
TOTALS	0/1	1/1	1	23	23.0	23	0	0	0	0	0	0

## 2016 BUFFALO BILLS

Game	W/L	P/S	Receiving					Rushing				
			No	Yds	Avg	Lg	TD	Att	Yds	Avg	Lg	TD
@BAL 9/11	L	1/1	4	43	10.8	19	0	0	0	0	0	0
NYJ 9/15	L	1/1	2	20	10.0	11	0	0	0	0.0	0	0
ARI 9/25	W								Inactive			
@NE 10/2	W								Inactive			
@LA 10/9	W								Inactive			
SF 10/16	W								Inactive			
@MIA 10/23	L								Inactive			
NE 10/30	L								Inactive			
@SEA 11/7	L								Inactive			
@CIN 11/20	W								Inactive			
JAX 11/27	W	1/1	3	80	26.7	62	0	0	0	0.0	0	0
@OAK 12/4	L	1/1	3	38	12.7	16	0	0	0	0.0	0	0
PIT 12/11	L	1/1	4	54	13.5	18	1	0	0	0.0	0	0
CLE 12/18	W	1/1	1	10	10.0	10	0	0	0	0.0	0	0
MIA 12/24	L	1/1	7	154	22.0	53	1	0	0	0.0	0	0
@NYJ 1/1/17	L	1/1	4	31	7.8	14	0	0	0	0.0	0	0
TOTALS	7-9	8/8	28	430	15.4	62	2	0	0	0.0	0	0

## 2014 BUFFALO BILLS

Game	W/L	P/S	Receiving					Rushing				
			No	Yds	Avg	Lg	TD	Att	Yds	Avg	Lg	TD
@CHI 9/7	W	1/1	3	31	10.3	25	0	0	0	0.0	0	0
MIA 9/14	W	1/1	8	117	14.6	30	1	0	0	0.0	0	0
SD 9/21	L	1/1	2	19	9.5	16	0	0	0	0.0	0	0
@HOU 9/28	L	1/1	4	30	7.5	10	1	0	0	0.0	0	0
@DET 10/5	W	1/1	7	87	12.4	22	0	0	0	0.0	0	0
NE 10/12	L	1/1	2	27	13.5	20	0	0	0	0.0	0	0
MIN 10/19	W	1/1	9	122	13.6	26t	2	0	0	0.0	0	0
@NYJ 10/26	W	1/1	3	157	52.3	84	1	0	0	0.0	0	0
KC 11/9	L	1/1	4	27	6.8	8	0	0	0	0.0	0	0
@MIA 11/13	L	1/1	3	32	10.7	18	0	1	3	3.0	3	0
NYJ 11/23	W	1/1	3	35	11.7	17	0	0	0	0.0	0	0
CLE 11/30	W	1/1	3	11	3.7	5	0	0	0	0.0	0	0
@DEN 12/7	L	1/1	7	127	18.1	35	0	0	0	0.0	0	0
GB 12/14	W	1/1	1	28	28.0	28	0	0	0	0.0	0	0
@OAK 12/21	L	1/1	3	75	25.0	42t	1	0	0	0.0	0	0
@NE 12/28	W	1/1	3	57	19.0	43	0	1	5	5.0	5	0
TOTAL	9-7	16/16	65	982	15.1	84	6	2	8	4.0	5	0

## 2015 BUFFALO BILLS

Game	W/L	P/S	Receiving					Rushing				
			No	Yds	Avg	Lg	TD	Att	Yds	Avg	Lg	TD
IND 9/13	W	1/1	0	0	0.0	0	0	0	0.0	0	0	0
NE 9/20	L	1/1	6	60	10.0	24t	1	0	0	0.0	0	0
@MIA 9/27	W	1/1	1	39	39.0	39	0	0	0	0.0	0	0
NYG 10/4	L								Inactive			
@TEN 10/11	W								Inactive			
CIN 10/18	L	1/1	4	48	12.0	22t	1	0	0	0.0	0	0
@JAX 10/25	L								Inactive			
MIA 11/8	W	1/1	8	168	21.0	63	1	0	0	0.0	0	0
@NYJ 11/12	W	1/1	3	14	4.7	6	0	0	0	0.0	0	0
@NE 11/23	L	1/1	3	39	13.0	16	0	0	0	0.0	0	0
@KC 11/29	L	1/1	6	158	26.3	48	2	0	0	0.0	0	0
HOU 12/6	W	1/1	3	109	36.3	53	1	0	0	0.0	0	0
@PHI 12/13	L	1/1	5	81	16.2	47t	1	1	1	1.0	1	0
@WAS 12/20	L	1/1	5	111	22.2	48t	2	0	0	0.0	0	0
DAL 12/27	W	1/1	5	84	16.8	37	0	0	0	0.0	0	0
NYJ 1/3/16	W	1/1	11	136	12.4	38	0	0	0	0.0	0	0
TOTAL	8-8	13/13	60	1,047	17.5	63	9	1	1	1.0	1	0



# 93 | ETHAN WESTBROOKS

Position:	Defensive Tackle
Ht./Wt.:	6-4/283
Birth Date:	11/15/90
College:	West Texas A&M
Hometown:	Oakland, Calif.
Experience:	4th year (4th Rams)
Acquired:	FA-2014

Career GP/GS (Playoffs): 51/11 (1/1)



**TRANSACTIONS:** Signed a contract extension with the Rams (9/11/17)...signed to Rams active roster (8/29/14)...signed with the Rams as an undrafted rookie free agent (5/12/14).

**PRO:** Third-year pro has played in 51 games, starting eight at defensive end and three at nose tackle...collected 115 tackles (64 solo), 4.0 sacks, and one defensive touchdown.

**2017 SEASON:** Finished the regular season with 28 tackles (16 solo) and 5.0 sacks...also notched seven TFL and one pass defended...**vs. Indianapolis (9/10):** Recorded three tackles (two solo)...also tallied 1.0 sack...**vs. Washington (9/17):** Logged one solo tackle and one pass defended...**vs. Arizona (10/22):** Tallied two tackles (one solo)...recorded 1.0 sack and one quarterback hit...**vs. Houston (11/12):** Started at defensive tackle...tallied four tackles (two solo)...recorded one tackle for loss...**at Minnesota (11/19):** Tallied three tackles (two solo)...**at Arizona (12/3):** Recorded five tackles (three solo)...also had 1.0 sack...**at Seattle (12/17):** Started at nose tackle...tallied one tackle for loss...**at Tennessee (12/24):** Notched one assisted tackle and one quarterback hit...**Wild Card vs. Atlanta (1/6/18):** Started at nose tackle...tallied three tackles (two solo).

**2016 SEASON:** Saw action in every game this season while making two starts at defensive end...posted career-highs in tackles (46), solo tackles (26), assisted tackles (20), passes defended (2), and scored his first touchdown of his career...**at Tampa Bay (9/25):** Recorded his first career touchdown after recovering a fumble 77 yards to the end zone...also racked up five tackles (one solo), and three quarterback pressures...**at Arizona (10/2):** Made his first career start...recorded three tackles (one solo)...pressured the quarterback three times...contributed to a defense that forced five turnovers...**vs. Buffalo (10/9):** Started his second consecutive game at defensive end...sacked quarterback Tyrod Taylor for a five yard loss...marked his first sack of the season, and third of his career...recorded two tackles (one solo), had one pass defended, and pressured the quarterback five times...**vs. New York Giants (10/23):** Registered five tackles (one solo)...recorded two hits on QB Eli Manning...**vs. Carolina (11/6):** Recorded four tackles (one solo) and one pass defended...**vs. Atlanta (12/11):** Recorded four solo tackles...pressured and hit QB Matt Ryan once.

**2015 SEASON:** Played in 11 games...notched 30 tackles (17 solo) and 2.0 sacks...**vs. Tampa Bay (12/17):** Saw action on defense and special teams...notched a personal best six tackles (four solo)...**vs. Chicago (11/15):** Made four tackles (one solo)...**at Minnesota (11/8):** Registered two tackles (one solo)...tallied two quarterback pressures and one quarterback hit...**vs. San Francisco (11/1):** Registered a sack for the second consecutive week...also made two tackles and was credited with a quarterback pressure and a quarterback hit...**vs. Cleveland (10/25):** Recorded his first career sack for a loss of eight yards...also made two tackles (one solo) and had two quarterback hits...**at Green Bay (10/11):** Declared inactive...**at Arizona (10/4):** Made three tackles (two solo) and had one quarterback hit...**vs. Pittsburgh (9/27):** Made two solo tackles and had one quarterback pressure...**at Washington (9/20):** Saw action on defense...made three tackles (two solo)...also had one quarterback pressure...**vs. Seattle (9/13):** Saw action at defensive end, recorded three tackles (one solo)...also had one quarterback pressure.

**2014 SEASON:** Played in six games...**at Tampa Bay (9/14):** Made his NFL debut...saw action on defense and special teams...tallied one assisted tackle...**vs. Dallas (9/21):** Saw action on defense...recorded four tackles (one solo)...**at Philadelphia (10/5):** Saw action at defensive end and on special teams...registered four tackles (three solo)...also had three quarterback pressures and one hit...**vs. Denver (11/16):** Saw action on defense and special teams...made two tackles (one solo) on defense...**at San Diego (11/23):** Saw action on defense and special teams...recorded one assisted tackle.

**COLLEGE:** Earned first team all-conference honors as he led the team with 19.5 tackles for loss...was second in the conference in tackles for loss and led the team with 10 quarterback hurries...in 2012, was named the Ron Lenz Division II National Defensive Player of the Year as he had 19.5 sacks, coming within one sack of the NCAA Division II record, and as he earned multiple All-America accolades...began collegiate career at Sacramento City College where he earned all-league honors all-conference accolades and all-state in 2011.

**PERSONAL:** Played at Franklin High School where he earned all-league and all-conference honors...also participated in track and field as he threw the shot put and discus...mother is Trisha Warren...has seven siblings...majored in nursing with a business minor at West Texas A&M...participated in many community events, including the 6th Annual Playground Build at Marygrove, St. Louis Rams Training Academy Youth Camp and the United Way Kickoff for Charity Luncheon...has three children, Karina, Elijah and London.





# 77 | ANDREW WHITWORTH

Position:	Left Tackle
Ht./Wt.:	6-7/333
Birth Date:	12/12/81
College:	Louisiana State
Hometown:	Monroe, LA.
Experience:	12th year (1st Rams)
Acquired:	FA-2017

Career GP/GS (Playoffs): 183/179 (7/7)



**TRANSACTIONS:** Signed with Rams as a free agent (3/9/17)...signed contract extension with Bengals (9/23/15)...signed contract extension with Bengals (8/31/11)...signed contract extension with Bengals (7/27/08)...signed with Bengals (7/29/06)...selected by Cincinnati in the second round of 2006 NFL Draft (55th overall)...and named to the PFWA All-NFL Team in 2017.

**PRO:** Twelve-year pro has competed in 183 games with 179 starts...versatile left tackle who has also seen action at left guard...three-time NFL Pro Bowler (2013, 2016, 2017)...*The Associated Press* All-Pro team in 2015...recorded three seasons with allowing only one sack or less (2007, 2014, 2016)...registered eight seasons (2006-2007, 2009, 2011-2015) in which his pass blocking has produced a 1,000 yard receiver (T.Houshmandzadeh: 2006 & 2007; C.Johnson: 2006, 2007, 2009; A.Green: 2011 & 2013, B. Green-Ellis: 2012; J. Hill: 2014)...registered five seasons in which he blocked for three different 1,000-yard rushers (R.Johnson: 2006, C.Benson: 2009-2011, B.Green-Ellis: 2012, T. Gurley: 2017)).



**2017 SEASON:** Key part of the offensive line that helped the offense post 51 touchdowns...all five offensive linemen started 16 games, including the postseason...named Pro Bowl alternate...**at San Francisco (9/21):** Played all 67 offensive snaps, and paved the way for RB Todd Gurley who scored three total touchdowns...**at Dallas (10/1):** Played all 69 offensive snaps...helped give QB Jared Goff time in the pocket to throw for 255 yards and two touchdowns...**at New York Giants (11/5):** Goff had zero hits or sacks and threw for 311 yards and four touchdowns...**at Seattle (12/17):** Was a part of an offensive line unit that allowed RB Todd Gurley II to amass 180 yards from scrimmage and four touchdowns...**at Tennessee (12/24):** Helped pave the way for RB Todd Gurley who tallied 118 yards rushing and 158 receiving yards...**Wild Card vs. Atlanta (1/6/18):** Started at left tackle...helped pave the way for RB Todd Gurley II who notched 101 yards rushing on 14 carries.

**2016 SEASON:** Started all 16 regular season games at left tackle...earned a Pro Bowl nod for the second-consecutive season, third time in his career...**at New York Jets (9/11):** Contributed to an offensive line unit that helped QB Andy Dalton throw for 366 yards...**at Pittsburgh (9/18):** Blocked the blindside of QB Andy Dalton to produce 366 yards through the air...**vs. Denver (9/25):** Blocked for a rushing attack that totaled 143 net yards...**vs. Miami (9/29):** Helped the offense control possession for 38:02.

**2015 SEASON:** Started at left tackle in all 16 regular season games, including one playoff start in an AFC Wild Card match-up versus Pittsburgh...received Pro Bowl honors for the second time in his career...named to the All-Pro team by the *Associated Press*...**vs. San Diego (9/20):** Recorded second-straight game without allowing a sack...paved the way for an offensive unit to produced a 175-yard rushing output...**vs. Kansas City (10/4):** Contributed to an offensive line that allowed no sacks...helped guide Bengals to their first game in franchise history with more than 300 net passing yards (321) and four rushing touchdowns...**vs. Seattle (10/11):** Helped lead the rally from a 24-7 fourth-quarter deficit as Bengals became first team since Week 15 of the 2010 season to win after trailing by 17 or more in the final period.

**2014 SEASON:** Started 16 games at left tackle, including an AFC Wild Card playoff contest at Indianapolis...named first-team All-Pro by Peter King's *Monday Morning QB* and second-team All-Pro by *The Associated Press*...part of the protection that allowed no sacks in the first three games of the season, for first time in franchise history...helped lead a pass protection unit that helped the Bengals rank third in NFL in fewest sacks allowed (23) and least sack yardage allowed (130)...supported a rushing attack that ranked sixth in the league with 134.2 yards per game...**vs. Baltimore (10/26):** Helped power the way for three 1-yard touchdown runs in goal line situations, including the game-winning touchdown by QB Andy Dalton on fourth-and-1 play late in fourth quarter...**at Cleveland (12/14):** Contributed to an offense that powered 244 rushing yards, the highest rushing yardage total for the Bengals since Nov. 28, 2004 vs. Cleveland (253 yards)...**vs. Denver (12/22):** Paved the way for the offense to produce 207 rushing yards in a playoff-clinching win.

**2013 SEASON:** Started all 14 regular season games he appeared in, starting at left tackle and left guard positions, including the Wild Card playoff match-up against San Diego...**vs. New York Jets (10/27):** Contributed to pass protection that allowed only one sack, as QB Andy Dalton threw a career-best five touchdown passes...**vs. San Diego (1/5/14):** Aided a 439-yard offensive output in the AFC Wild Card playoffs.

**2012 SEASON:** Selected to the Pro Bowl for the first time in his career...helped RB BenJarvus Green-Ellis post an NFL-leading 14 conversions on third-and-1 rushing plays, with only one failure to convert...part of the run-blocking effort for Green-Ellis to gain at least 100 yards four times in a five-game stretch, only second instance of a Bengals back getting four 100-yarders in five games.

**2011 SEASON:** Started at left tackle in every regular season game, and the AFC Wild Card playoff contest at Houston.

**2010 SEASON:** Started all 16 games at the left tackle position...helped Cincinnati's offense rank second in the AFC and sixth in the NFL in fewest sacks allowed per passing attempt (one every 22.07 passing attempts).

**2009 SEASON:** Voted by teammates as a team captain...guided team to a single-season record of eight games with a 100-yard rusher, including an individual club mark of six by RB Cedric Benson...**at Baltimore (10/11):** Assisted RB Cedric Benson (27-for-120) to become first player in 40 games to rush for 100 yards against Baltimore...**vs. Chicago (10/25):** Paved the way for RB Cedric Benson's career-high 189 rushing yard output, while also aiding a sack-free performance up front...**vs. New York Jets (1/9/10):** Guided RB Cedric Benson to a Bengals postseason-record 169 rushing yards in an AFC Wild Card playoff game.

**2008 SEASON:** Started the first 10 games at left guard, but suffered a season-ending ankle injury in Week 11 vs. Philadelphia.

**2007 SEASON:** Started all 16 games of the regular season at both left tackle and left guard...played on 1,041-of-1,047 offensive team snaps (99.4 percent) as Bengals set club record for fewest sacks allowed (17).

**2006 SEASON:** Veterans' injuries opened the door for the rookie to make 12 starts among his 16 games played...made 10-of-12 starts at left tackle...**vs. Cleveland (9/17):** Earned first professional start in his second career game, opening at left guard.

**COLLEGE:** A pillar of the LSU offensive line from 2002-05, Whitworth never missed a game or a practice due to injury...closed career with the second-most starts (52) in NCAA Division I annals...played primarily left tackle and was credited with no sacks allowed as a senior, and only one as a junior...earned All-SEC first-team honors as both a junior and senior, including a consensus nod as a senior...started every game as a sophomore in 2003 as LSU won the BCS national championship with a 13-1 mark...spent five years at LSU, including 2001 redshirt.

**PERSONAL:** Hometown is West Monroe, La...led West Monroe High School to three Class 5A state football titles, as a freshman, sophomore and senior...graduated from LSU in December 2005 with degree in general studies...former junior tennis champion in Louisiana, and is also an excellent golfer...a Bengals leader in community service, working through his BigWhit 77 Foundation...hosts a fund-raising golf tournament in Louisiana, and enjoys serving as a motivational speaker to youth groups, and is known for having personally reached out to families in need... married to his wife Melissa, with four children (twins Sarah and Drew, Michael, and Katherine).

**WHITWORTH'S Games Played Stats:** L.A. 2017 (15/15), CIN 2016 (16/16), 2015 (16/16), 2014 (16/16), 2013 (14/14), 2012 (16/16), 2011 (16/16), 2010 (16/16), 2009 (16/16), 2008 (10/10), 2007 (16/16), 2006 (16/12). Postseason Totals: 2009 (1/1), 2011 (1/1), 2012 (1/1), 2013 (1/1), 2014 (1/1), 2015 (1/1), 2017 (1/1). **Career GP/GS (Playoffs): 183/179 (7/7).**





# 63 | DARRELL WILLIAMS

Position:	Tackle
Ht./Wt.	6-5/305
Birth Date:	8/3/93
College:	South Florida
Hometown:	Orlando, Fla.
Experience:	2nd year (2nd Rams)
Acquired:	FA-2015

Career GP/GS (Playoffs): 21/1 (1/0)



**TRANSACTIONS:** Signed with the Rams as an undrafted free agent (5/7/15).


**2017 SEASON: vs. Indianapolis (9/10):** Saw action on five offensive and eight special teams plays...**vs. San Francisco (12/31):** Made his first career start at left tackle...played all 65 offensive snaps...**Wild Card vs. Atlanta (1/6/18):** Saw action on special teams.

**2016 SEASON:** Placed on reserve/injured (10/2/16).

**2015 SEASON:** Placed on reserve/injured (11/17/15)...played in five games.

**COLLEGE:** Appeared in 45 career games with 29 starts...as a senior, started all 12 games at left tackle...helped lead Marlon Mack to just the fourth 1,000-yard rushing season in school history and a school and conference record 275 yards vs. Western Carolina (8/30)...started all 12 games at left tackle as a junior...saw action in eight games as a sophomore with five starts at left tackle...earned first-team all-Central Florida and all-Orange County as a senior at Evans High School in Orlando...was born in Jamaica and moved to the U.S. in the ninth grade...graduated in December (2014) with a degree in communications.

**WILLIAMS' Games Played-Starts:** RAMS: 2017 (16/1), Postseason: (1/0), 2015 (5/0). **Career GP/GS (Playoffs): 21/1 (1/0).**



# 17 | ROBERT WOODS

Position:	Wide Receiver
Ht./Wt.	6-0/193
Birth Date:	4/10/92
College:	Southern California
Hometown:	Gardena, Calif.
Experience:	5th year (1st Rams)
Acquired:	FA-2017

Career GP/GS (Playoffs): 69/59 (1/1)



**TRANSACTIONS:** Signed by the Rams as a free agent (3/9/17)...selected by the Buffalo Bills in the second round (41st overall) of the 2013 NFL Draft (4/26/13).

**PRO:** Fifth-year wide receiver completed his first season with the Rams after signing as a free agent prior to the 2017 season...hauled in the third-longest reception in franchise history, a 94-yard touchdown reception from QB Jared Goff vs. Houston (11/12/17)...has played in 68 career games with 58 starts and one postseason start.

**2017 SEASON:** Finished the regular season with a career-high in receiving yards (781) on 56 catches...tallied five touchdowns...  
**at Seattle (12/17):** Started at wide receiver...hauled in a 1-yard touchdown pass...**at San Francisco (9/21):** Started at wide receiver...hauled in six receptions for 108 yards with a long 31-yard reception...marked his fourth 100-plus yard receiving game of his career...**at New York Giants (11/5):** Started at wide receiver...hauled in two touchdowns on 70 yards receiving...notched his first multi-touchdown game of his career...converted a third-and-33 with a 52-yard reception for a TD, only the third, third-and-30+ conversion since 1991...**vs. Houston (11/12):** Started at wide receiver...had a career day with eight receptions for 171 yards and two touchdowns...hauled in the third-longest reception in franchise history, a 94-yard touchdown reception from QB Jared Goff...**Wild Card vs. Atlanta (1/6/18):** Started at wide receiver...registered his third 100-plus receiving yard game this season and sixth game of his career...led the team in receptions (nine) and receiving yards (142)...his 142 receiving yards are the fourth-highest output in a single postseason game in Rams history.

**2016 SEASON:** Played in 13 games, started 10...led the Bills with 613 receiving yards...finished second on the team with 51 receptions...**at New England (10/2):** Hauled in seven receptions for 89 yards...**vs. San Francisco (10/16):** Caught five passes for 44 yards and a touchdown...**at Seattle (11/7):** Notched a career-high 10 receptions for 162 yards.

**2015 SEASON:** Played in 14 games, started nine...ended the year with 47 receptions for 552 yards and three touchdowns...**vs. New England (10/4):** Hauled in three passes for 60 yards and one touchdown...**at Jacksonville (10/25):** Tied a then career-high with nine receptions...added one touchdown on 84 yards receiving.

**2014 SEASON:** Started 15-of-16 games...finished the season with 65 receptions for 699 yards and five touchdowns...**vs. New England (10/12):** Led the Bills with seven receptions for 78 yards and one touchdown...**vs. New York Jets (10/26):** Set previous career highs with nine catches for 118 yards...also added one touchdown reception.

**2013 SEASON:** Started 13-of-14 games played...became the first Buffalo rookie receiver with 40 receptions since 2004...led the team in receiving yards three times...**vs. New England (9/8):** Caught his first career touchdown on an 18-yard reception from QB E.J. Manuel...**vs. Baltimore (9/29):** Led the Bills with 80 receiving yards...**at Jacksonville (12/15):** Set career highs with five receptions for 82 yards...all five of his receptions resulted in first downs...notched his third touchdown reception of the season.

**COLLEGE:** Started 38-of-38 games in his three-year career at USC...finished his career as the Trojans' all-time leader in receptions (252)...currently ranks eighth in program history with 2,930 receiving yards and second in receiving touchdowns (32)...also set the Trojans all-time record for most receptions in a game with 17 (9/3/11) vs. Minnesota...ended his time at USC with 200 total points scored...as a sophomore, led the Pac-12 with 9.3 receptions per game...in 2010, was named the Pac-10's Offensive Freshman of the Year...became the first true freshman wide receiver to start the season opener at wide receiver in the post-World War II era.

**PERSONAL:** A member of the 2009 USA Today All-USA First Team as a senior at Serra High School in Gardena, Calif., after tallying 15 touchdowns and more than 1,100 receiving yards in addition to eight interceptions on defense while helping the school to a 15-0 record and the California Division III championship...as a junior added 19 receiving touchdowns and seven interceptions on defense...also ran track at Serra, where he won the CIF Division IV 200 and 400-meter races and was a member of the winning 1,600-meter relay team...graduated with a bachelor's degree in policy, planning and development.

# ROBERT WOODS NFL STATISTICS

## REGULAR SEASON

Year	Team	G/S	Receiving					Rushing				
			No	Yds	Avg	Lg	TD	Att	Yds	Avg	Lg	TD
2013	Buffalo Bills	14/14	40	587	14.7	57	3	2	16	8.0	13	0
2014	Buffalo Bills	16/15	65	699	10.8	37	5	0	0	0.0	0	0
2015	Buffalo Bills	14/9	47	552	11.7	37	3	1	0	0.0	0	0
2016	Buffalo Bills	13/10	51	613	12.0	34	1	1	6	6.0	0	0
2017	RAMS	12/11	56	781	13.9	94t	5	2	12	6.0	8	0
<b>TOTALS</b>		<b>69/59</b>	<b>259</b>	<b>3,232</b>	<b>12.5</b>	<b>94t</b>	<b>17</b>	<b>6</b>	<b>34</b>	<b>5.7</b>	<b>13</b>	<b>0</b>

## POSTSEASON

Year	Team	G/S	Receiving					Rushing				
			No	Yds	Avg	Lg	TD	Att	Yds	Avg	Lg	TD
2017	RAMS	1/1	9	142	15.8	38	0	0	0	0	0	0

### SINGLE GAME HIGHS

Receptions- 10, at Seattle (11/7/16)  
 Reception Yards- 162, at Seattle (11/7/16)  
 Touchdowns- 2 (twice), last vs.Houston (11/12/17)  
 Longest Recpetion- 94t, vs. Houston (11/12/17)

# ROBERT WOODS GAME-BY-GAME STATISTICS

## 2017 LOS ANGELES RAMS

Game	W/L	P/S	Receiving					Rushing					
			No	Yds	Avg	Lg	TD	Att	Yds	Avg	Lg	TD	
IND 9/10	W	1/1	3	53	17.7	27	0	0	0	0	0	0	
WAS 9/17	L	1/1	1	8	8.0	8	0	0	0	0	0	0	
@SF 9/21	W	1/1	6	108	18.0	31	0	0	0	0	0	0	
@DAL 10/1	W	1/1	2	17	8.5	19	0	0	0	0	0	0	
SEA 10/8	L	1/1	5	66	13.2	20	0	1	8	8.0	8	0	
@JAC 10/15	W	1/1	5	70	14.0	22	0	0	0	0	0	0	
ARI 10/22	W	1/1	5	59	11.8	17	0	1	4	4.0	4	0	
@NYG 11/5	W	1/1	4	70	17.5	52t	2	0	0	0	0	0	
HOU 11/12	W	1/1	8	171	21.4	94t	2	0	0	0	0	0	
@MIN 11/19	L	1/1	8	81	10.1	23	0	0	0	0	0	0	
NO 11/26	W				Inactive								
@ARI 12/2	W				Inactive								
PHI 12/10	L				Inactive								
@SEA 12/17	W	1/1	6	45	7.5	14	1	0	0	0	0	0	
@TEN 12/24	W	1/1	3	33	11.0	13	0	0	0	0	0	0	
SF 12/31	L	0/0	0	0	0.0	0	0	0	0	0	0	0	
<b>TOTALS</b>		<b>11/5</b>	<b>12/11</b>	<b>56</b>	<b>781</b>	<b>13.9</b>	<b>94t</b>	<b>5</b>	<b>2</b>	<b>12</b>	<b>6.0</b>	<b>8</b>	<b>0</b>
<b>POSTSEASON</b>													
ATL 1/6/18	L	1/0	9	142	15.8	38	0	0	0	0	0	0	
<b>TOTALS</b>		<b>0/1</b>	<b>1/1</b>	<b>9</b>	<b>142</b>	<b>15.8</b>	<b>38</b>	<b>0</b>	<b>0</b>	<b>0</b>	<b>0</b>	<b>0</b>	<b>0</b>

## 2016 BUFFALO BILLS

Game	W/L	P/S	Receiving					Rushing					
			No	Yds	Avg	Lg	TD	Att	Yds	Avg	Lg	TD	
@BAL 9/11	L	1/1	4	20	5.0	9	0	0	0	0	0	0	
NYJ 9/15	L	1/1	1	10	10.0	10	0	0	0	0	0	0	
ARI 9/25	W	1/1	6	51	8.5	24	0	0	0	0	0	0	
@NE 10/2	W	1/1	7	89	12.7	23	2	0	0	0	0	0	
@LA 10/9	W	1/1	2	26	13.0	17	0	0	0	0	0	0	
SF 10/16	W	1/1	5	44	8.8	18	1	1	6	6.0	6	0	
@MIA 10/23	L	0/0					Inactive						
NE 10/30	L	1/0	4	50	12.5	20	0	0	0	0	0	0	
@SEA 11/7	L	1/1	10	162	16.2	29	0	0	0	0	0	0	
@CIN 11/20	W	1/1	3	41	13.7	24	0	0	0	0	0	0	
JAX 11/27	W	0/0					Inactive						
@OAK 12/4	L	0/0					Inactive						
PIT 12/11	L	1/0	1	29	29.0	29	0	0	0	0	0	0	
CLE 12/18	W	1/0	1	5	5.0	5	0	0	0	0	0	0	
MIA 12/24	L	1/1	3	43	14.3	34	0	0	0	0	0	0	
@NYJ 1/1/17	L	1/1	4	43	10.8	16	0	0	0	0	0	0	
<b>TOTALS</b>		<b>7-9</b>	<b>13/10</b>	<b>51</b>	<b>613</b>	<b>12.0</b>	<b>34</b>	<b>1</b>	<b>1</b>	<b>6</b>	<b>6.0</b>	<b>6</b>	<b>0</b>

## 2015 BUFFALO BILLS

Game	W/L	P/S	Receiving					Rushing					
			No	Yds	Avg	Lg	TD	Att	Yds	Avg	Lg	TD	
IND 9/13	W	1/0	2	27	13.5	15	0	0	0	0.0	0	0	
NE 9/20	L	1/0	3	60	20.0	32t	1	0	0	0.0	0	0	
@MIA 9/27	W	1/0	4	38	9.5	16	0	0	0	0.0	0	0	
NYG 10/4	L	1/0	3	33	11.0	17	0	0	0	0.0	0	0	
@TEN 10/11	W	1/1	1	6	6.0	6	0	0	0	0.0	0	0	
CIN 10/18	L	1/1	4	47	11.8	22	0	0	0	0.0	0	0	
@JAX 10/25	L	1/1	9	84	9.3	16t	1	0	0	0.0	0	0	
MIA 11/8	W	1/1	0	0	0.0	0	0	1	0	0.0	0	0	
@NYJ 11/12	W	1/1	3	19	6.3	10	0	0	0	0.0	0	0	
@NE 11/23	L	1/1	4	44	11.0	18	0	0	0	0.0	0	0	
@KC 11/29	L	1/1	3	25	8.3	12	0	0	0	0.0	0	0	
HOU 12/6	W	1/1	2	19	9.5	17	1	0	0	0.0	0	0	
@PHI 12/13	L	1/0	5	106	21.2	37	0	0	0	0.0	0	0	
@WAS 12/20	L	1/1	4	44	11.0	17	0	0	0	0.0	0	0	
DAL 12/27	W	0/0					Inactive						
NYJ 1/3/16	W	0/0					Inactive						
<b>TOTAL</b>		<b>8-8</b>	<b>14/9</b>	<b>47</b>	<b>552</b>	<b>11.7</b>	<b>37</b>	<b>3</b>	<b>1</b>	<b>0</b>	<b>0.0</b>	<b>0</b>	<b>0</b>

## 2014 BUFFALO BILLS

Game	W/L	P/S	Receiving					Rushing					
			No	Yds	Avg	Lg	TD	Att	Yds	Avg	Lg	TD	
@CHI 9/7	W	1/1	4	78	19.5	32	0	0	0	0	0	0	
MIA 9/14	W	1/1	1	5	5.0	5	0	0	0	0	0	0	
SD 9/21	L	1/1	3	19	6.3	15	0	0	0	0	0	0	
@HOU 9/28	L	1/1	3	17	5.6	13	0	0	0	0	0	0	
@DET 10/5	W	1/1	3	37	12.3	18	0	0	0	0	0	0	
NE 10/12	L	1/1	7	78	11.3	35	0	0	0	0	0	0	
MIN 10/19	W	1/1	4	10	2.5	7	0	0	0	0	0	0	
@NYJ 10/26	W	1/1	3	50	16.7	25	0	0	0	0	0	0	
KC 11/9	L	1/1	6	52	8.7	20	0	0	0	0	0	0	
@MIA 11/13	L	1/1	2	15	7.5	9	0	0	0	0	0	0	
NYJ 11/23	W	1/1	9	118	13.1	37	1	0	0	0	0	0	
CLE 11/30	W	1/1	3	71	17.8	34	0	0	0	0	0	0	
@DEN 12/7	L	1/1	3	36	12.0	17	0	0	0	0	0	0	
GB 12/14	W	1/1	2	22	11.0	18	0	0	0	0	0	0	
@OAK 12/21	L	1/1	7	52	7.4	30	1	0	0	0	0	0	
@NE 12/28	W	1/0	4	39	9.8	20	1	0	0	0	0	0	
<b>TOTAL</b>		<b>9-7</b>	<b>16/15</b>	<b>65</b>	<b>699</b>	<b>10.8</b>	<b>37</b>	<b>5</b>	<b>0</b>	<b>0</b>	<b>0.0</b>	<b>0</b>	<b>0</b>

# ROBERT WOODS GAME-BY-GAME STATISTICS CONTINUED

2013 BUFFALO BILLS												
Game	W/L	P/S	Receiving					Rushing				
			No	Yds	Avg	Lg	TD	Att	Yds	Avg	Lg	TD
NE 9/8	L	1/1	1	18	18.0	18	1	0	0	0.0	0	0
CAR 9/15	W	1/1	4	68	17.0	28	0	1	3	3.0	3	0
@NYJ 9/22	L	1/1	2	35	17.5	29	0	0	0	0.0	0	0
BAL 9/29	W	1/1	4	80	20.0	42	1	1	13	13.0	13	0
@CLE 10/3	L	1/1	5	64	12.8	24	0	0	0	0.0	0	0
CIN 10/13	L	1/1	2	9	4.5	6	1	0	0	0.0	0	0
@MIA 10/20	W	1/1	3	24	8.0	11	0	0	0	0.0	0	0
@NO 10/27	L	1/1	1	7	7.0	7	0	0	0	0.0	0	0
KC 11/3	L	1/0	4	44	11.0	18	0	0	0	0.0	0	0
@PIT 11/10	L	0/0						Inactive				
NYJ 11/17	W	0/0						Inactive				
ATL 12/1	L	1/1	2	39	19.5	33	0	0	0	0.0	0	0
@TB 12/8	L	1/1	3	20	6.7	9	0	0	0	0.0	0	0
@JAX 12/15	W	1/1	5	82	16.4	20	1	0	0	0.0	0	0
MIA 12/22	W	1/1	3	70	23.3	57	0	0	0	0.0	0	0
@NE 12/29	L	1/1	1	27	27.0	27	0	0	0	0.0	0	0
<b>TOTAL</b>	<b>6-10</b>	<b>14/13</b>	<b>40</b>	<b>587</b>	<b>14.7</b>	<b>57</b>	<b>3</b>	<b>2</b>	<b>16</b>	<b>8.0</b>	<b>13</b>	<b>0</b>



## 8 | BRANDON ALLEN

Position:	Quarterback
Ht./Wt.:	6-2/214
Birth Date:	9/5/92
College:	Arkansas
Hometown:	Fayetteville, Ark.
Experience:	1st year (1st Rams)
Acquired:	2017

Career GP/GS (Playoffs): 0/0 (0/0)



**TRANSACTIONS:** Placed on injured reserve (12/20/17)...signed to the Rams (9/3/17)...waived by Jacksonville Jaguars (9/2/17)...originally selected by the Jaguars in the sixth round of the 2016 draft (201st overall).

**2017 SEASON:** Declared inactive Week 1 through Week 15, before being placed on injured/reserve (12/20/17).

**2016 SEASON:** Spent the season with the Jacksonville Jaguars.

**COLLEGE:** Made 38 career starts at QB, including final 34 games of his career, which was the longest streak for an Arkansas QB since joining the SEC in 1992...Totaled 7,463 passing yards, which ranks third in program history...finished second in program history in pass completions (583), second in attempts (1,016) and third in completion percentage (57.4)...his 64 career passing TDs is a school record...as a senior in 2015, started and participated in all 13 contests and ended the season going 244 of 370 passing for 3,440 yards and 30 passing touchdowns along with one rushing touchdown...the 30 passing touchdowns ranks second in single-season school history and second in the SEC.

**PERSONAL:** Attended Fayetteville (Ark.) High School and was rated as the fifth-best pro-style quarterback in the nation...honored with the Landers Award, given annually to the top prep football player in the state of Arkansas...led Fayetteville High School to the Arkansas Class 7A state title game in 2010, finishing the season with a 10-4...son of Bobby, the Razorbacks' director of high school and NFL relations, and Marcela Allen and has a younger brother, Austin, who is a junior quarterback at Arkansas.



# 91 | DOMINIQUE EASLEY

**Position:** Defensive Tackle  
**Ht./Wt.** 6-2/273  
**Birth Date:** 2/24/92  
**College:** Florida  
**Hometown:** Staten Island, N.Y.  
**Experience:** 4th Year (2nd Rams)  
**Acquired:** FA-2016

**Career GP/GS (Playoffs):** 38/3 (0/0)



**TRANSACTIONS:** Signed with the Los Angeles Rams (5/18/16)...drafted by the New England Patriots in the first round (29th overall) of the 2014 NFL Draft.

**PRO:** Fourth-year pro has played in 38 games with three starts...racked up 75 career tackles (40 solo), including 6.5 sacks...forced five fumbles in his first three years.

**2017 SEASON:** Placed on reserve/injured (8/3/17).

**2016 SEASON:** Played in all 16 games...set career-highs in games played (16), tackles (50) and sacks (2.5)...**at San Francisco (9/12):** Made his Rams debut in the club's season opener...recorded four total tackles...forced RB Sean Draughn to fumble...**at Arizona (10/2):** Registered two tackles and recorded his second forced fumble of the season...**vs. Buffalo (10/9):** Recorded a season-high five tackles (two solo)...split a sack with DT Aaron Donald for his first of the season...**vs. Carolina (11/6):** Compiled a career-high six tackles (three solo)...also added three quarterback pressures on the day...**vs. Miami (11/20):** Notched 2.0 sacks, marked his first career multi-sack game...added three tackles (two solo), in addition to one quarterback pressure and one quarterback hit...**vs. San Francisco (12/24):** Notched five tackles (four solo)...recorded one sack for a loss of five yards...added two quarterback pressures and one quarterback hit.

**2015 SEASON:** Played in 11 games with one start...tallied 2.0 sacks and 15 tackles (nine solo) before being placed on injured/reserve following the 12/13 game at Houston...**vs. Buffalo (11/23):** Recorded two tackles, one solo and teamed up with Rob Ninkovich to sack Tyrod Taylor for a 1-yard loss on third down...**at Houston (12/13):** Recorded one solo tackle...split a sack on QB Brian Hoyer for an 8-yard loss on third down during the first drive of the game, forcing a Texans punt.

**2014 SEASON:** Played in 11 games with two starts...placed on reserve/injured (12/17)...registered 1.0 sacks and 10 tackles (seven solo)...**vs. Chicago (10/26):** Started at defensive end and sacked QB Jay Cutler for a four-yard loss...**vs. Cincinnati (10/5):** Made first NFL start at defensive end in the win, finished with one tackle.

**COLLEGE:** Started 26-of-32 games over his four year career and finished with 81 tackles, 5.5 sacks, 18 tackles for loss, one fumble recovery and one pass defensed.

**PERSONAL:** Rated the second-best defensive tackle in the country by both Scout.com and Rivals.com during his senior campaign...as a senior, he was credited with 53 tackles, 16 sacks, one fumble recovery and an interception he ran back for a score...received EA Sports All-American honors after leading Curtis High to the 2009 Public Schools Athletic League championship...named Most Valuable Player at the 2010 Under Armour All-American Game...has two sons, Dominique Easley 2 and Arii Earl Easley...majored in general studies.

## DOMINIQUE EASLEY NFL STATISTICS

Year	Team	REGULAR SEASON										Fumbles				
		G/S	Tackles Total	Solo	Asst	Sk	Yds	Interceptions			TD	PD	FF	FR	Yds	
2014	New England	11/1	15	9	6	1.0	4.0	1	0	0	0	0	1	1	0	0
2015	New England	11/2	10	7	3	2.0	13.5	0	0	0	0	0	0	2	1	0
2016	RAMS	16/0	50	24	26	3.5	21.5	0	0	0	0	1	2	0	0	
2017	RAMS	16/0	50	24	26	3.5	21.5	0	0	0	0	1	2	0	0	
<b>Total</b>		<b>38/3</b>	<b>75</b>	<b>40</b>	<b>35</b>	<b>6.5</b>	<b>39.0</b>	<b>1</b>	<b>0</b>	<b>0</b>	<b>0</b>	<b>2</b>	<b>5</b>	<b>1</b>	<b>0</b>	

# DOMINIQUE EASLEY GAME-BY-GAME STATISTICS

2016 LOS ANGELES RAMS														
Game	W/L	P/S	T	S	A	Sk	Yds	Int	Yds Lg	TD	PD	FF	FR	Yds
@SF 9/12	L	1/0	4	0	4	0.0	0	0	0	0	0	1	0	0
SEA 9/18	W	1/0	3	3	0	0.0	0	0	0	0	0	0	0	0
@TB 9/25	W	1/0	2	0	2	0.0	0	0	0	0	0	0	0	0
@ARI 10/2	W	1/0	2	1	1	0.0	0	0	0	0	0	1	0	0
BUF 10/9	L	1/0	5	2	3	0.5	3.5	0	0	0	0	0	0	0
@DET 10/16	L	1/0	4	1	3	0.0	0	0	0	0	0	0	0	0
NYG 10/23	L	1/0	2	0	2	0.0	0	0	0	0	0	0	0	0
CAR 11/6	L	1/0	6	3	3	0.0	0	0	0	0	0	0	0	0
@NYJ 11/13	W	1/0	3	1	2	0.0	0	0	0	0	1	0	0	0
MIA 11/20	L	1/0	3	2	1	2.0	13.0	0	0	0	0	0	0	0
@NO 11/27	L	1/0	3	2	1	0.0	0	0	0	0	0	0	0	0
@NE 12/4	L	1/0	0	0	0	0.0	0	0	0	0	0	0	0	0
ATL 12/11	L	1/0	3	3	0	0.0	0	0	0	0	0	0	0	0
@SEA 12/15	L	1/0	3	1	2	0.0	0	0	0	0	0	0	0	0
SF 12/24	L	1/0	5	4	1	1.0	5.0	0	0	0	0	0	0	0
ARI 1/1/17	L	1/0	2	1	1	0.0	0	0	0	0	0	0	0	0
TOTALS	4-12	16/0	50	24	26	3.5	21.5	0	0	0	1	2	0	0

2015 NEW ENGLAND PATRIOTS														
Game	W/L	P/S	T	S	A	Sk	Yds	Int	Yds Lg	TD	PD	FF	FR	Yds
PIT 9/10	W	1/1	0	0	0	0.0	0.0	0	0	0	0	0	0	0
@BUF 9/20	W	0/0	0	0	0	0.0	0.0	0	0	0	0	0	0	0
JAC 9/27	W	1/0	2	1	1	0.0	0.0	0	0	0	0	0	0	0
@DAL 10/11	W	1/0	2	2	0	0.0	0.0	0	0	0	0	0	0	0
@IND 10/18	W	1/0	1	1	0	0.5	5.5	0	0	0	0	0	0	0
NYJ 10/25	W	1/0	1	1	0	0.0	0.0	0	0	0	0	0	0	0
MIA 10/29	W	1/0	3	1	2	0.0	0.0	0	0	0	0	0	0	0
WAS 11/08	W	1/0	0	0	0	0.0	0.0	0	0	0	0	0	0	0
@NYG 11/15	W	1/0	1	1	0	0.0	0.0	0	0	0	0	0	0	0
BUF 11/23	W	1/0	2	1	1	0.5	0.0	0	0	0	0	0	0	0
@DEN 11/29	L	1/0	1	1	0	0.0	0.0	0	0	0	0	0	0	0
PHI 12/6	L	0/0	0	0	0	0.0	0.0	0	0	0	0	0	0	0
@HOU 12/13	W	1/0	1	1	0	1.0	8.0	0	0	0	0	0	0	0
TEN 12/20	W													
	12-2	11/1	15	9	6	2.0	13.5	0	0	0	0	0	0	0

2014 NEW ENGLAND PATRIOTS														
Game	W/L	P/S	T	S	A	Sk	Yds	Int	Yds Lg	TD	PD	FF	FR	Yds
@MIA 9/7	L	1/0	1	1	0	0.0	0.0	0	0	0	0	0	0	0
@MIN 9/14	W	1/0	1	1	0	0.0	0.0	1	0	0	1	0	0	0
OAK 9/21	W	1/0	0	0	0	0.0	0.0	0	0	0	0	0	0	0
@KC 9/29	L	1/0	2	2	0	0.0	0.0	0	0	0	0	0	0	0
CIN 10/5	W	1/1	1	0	1	0.0	0.0	0	0	0	0	0	0	0
NYJ 10/16	W	0/0	0	0	0	0.0	0.0	0	0	0	0	0	0	0
CHI 10/26	W	1/1	3	1	2	1.0	4.0	0	0	0	0	0	0	0
DEN 11/2	W	1/0	1	1	0	0.0	0.0	0	0	0	0	0	0	0
@IND 11/16	W	1/0	1	1	0	0.0	0.0	0	0	0	0	0	0	0
DET 11/23	W	0/0	0	0	0	0.0	0.0	0	0	0	0	0	0	0
@GB 11/30	L	1/0	0	0	0	0.0	0.0	0	0	0	0	0	0	0
@SD 12/7	W	1/0	0	0	0	0.0	0.0	0	0	0	0	0	0	0
MIA 12/14	W	0/0												
TOTAL	10-3	11/2	10	7	3	1.0	4.0	1	0	0	1	1	0	0



# 41 | MARQUI CHRISTIAN

**Position:** Safety  
**Ht./Wt.:** 5-11/200  
**Birth Date:** 10/27/94  
**College:** Midwestern State  
**Hometown:** Spring, Texas  
**Experience:** 2nd year (2nd Rams)  
**Acquired:** W(AZ)-2016

**Career GP/GS (Playoffs):** 23/0 (0/0)



**TRANSACTIONS:** Acquired via waivers by the Rams (9/28/16)...released by the Cardinals (9/27/16)...originally entered the NFL as Arizona's fifth-round draft choice (167th overall) in the 2016 NFL Draft (5/6/16).

**2017 SEASON:** Appeared in 12 games before being placed on injured/reserve (12/27/17)...finished the regular season with six tackles on defense and four tackles on special teams...**vs. Arizona (10/22):** Saw action on defense and on special teams...collected one tackle...**at Seattle (12/17):** Saw action on defense and on special teams...had one solo tackle...added two tackles on special teams...**at Tennessee (12/24):** Saw action on defense and on special teams...registered one tackle on defense.

**2016 SEASON:** Played in 11 games in his rookie season before being placed on injured/reserve on December 19...finished the year with three special teams tackles...**at Arizona (10/2):** Made his NFL debut playing on defense and special teams...**vs. Buffalo (10/9):** Appeared on defense and special teams...recorded two special teams tackles...**at New York Jets (11/13):** Served as a key contributor on special teams, registered one special teams tackle.

**COLLEGE:** Finished his career at Midwestern State as the Mustangs' all-time leading tackler...a three-time first-team All-Lone Star Conference selection...played in 41 games (30 starts)...recorded 295 tackles, three interceptions, four fumble recoveries, with one returned for touchdown, and three forced fumbles...as a special teams performer, returned a botched punt for a touchdown...in addition to being named a first-team All-American, was the recipient of the Cliff Harris Award, an honor given to the nation's top small college defensive player as a senior.

**PERSONAL:** Attended Spring High School in Spring, Texas...registered 90 tackles, two touchdowns and two fumble recoveries, making him a first-team All-District 13-5A selection as a senior in 2011.

## MARQUI CHRISTIAN NFL STATISTICS

		REGULAR SEASON														
Year	Team	G/S	Tackles					Interceptions				Fumbles				
			Total	Solo	Asst	Sk	Yds	Int	Yds	Lg	TD	PD	FF	FR	Yds	
2016	RAMS	11/0	0	0	0	0.0	0.0	0	0	0	0	0	0	0	0	0
2017	RAMS	12/0	6	3	3	0.0	0.0	0	0	0	0	0	0	0	0	
Total		23/0	6	3	3	0.0	0.0	0	0	0	0	0	0	0	0	

**ADDITIONAL CAREER STATISTICS:** Special Teams Tackles: 2017 (4), 2016 (3).



# MARQUI CHRISTIAN GAME-BY-GAME STATISTICS

## 2017 LOS ANGELES RAMS

Game	W/L	P/S	T	S	A	Sk	Yds	Int	Yds	Lg	TD	PD	FF	FR	Yds	
IND 9/10	W															
WAS 9/17	L															
@SF 9/21	W															
@DAL 10/1	W	1/0	0	0	0	0.0	0.0	0	0	0	0	0	0	0	0	0
SEA 10/8	L	1/0	1	1	0	0.0	0.0	0	0	0	0	0	0	0	0	0
@JAC 10/15	W	1/0	0	0	0	0.0	0.0	0	0	0	0	0	0	0	0	0
ARI 10/22	W	1/0	1	0	1	0.0	0.0	0	0	0	0	0	0	0	0	0
@NYG 11/5	W	1/0	2	1	1	0.0	0.0	0	0	0	0	0	0	0	0	0
HOU 11/12	W	1/0	0	0	0	0.0	0.0	0	0	0	0	0	0	0	0	0
@MIN 11/19	L	1/0	0	0	0	0.0	0.0	0	0	0	0	0	0	0	0	0
NO 11/26	W	1/0	0	0	0	0.0	0.0	0	0	0	0	0	0	0	0	0
@ARI 12/2	W	1/0	0	0	0	0.0	0.0	0	0	0	0	0	0	0	0	0
PHI 12/10	W	1/0	0	0	0	0.0	0.0	0	0	0	0	0	0	0	0	0
@SEA 12/17	W	1/0	1	1	0	0.0	0.0	0	0	0	0	0	0	0	0	0
@TEN 12/24	W	1/0	1	0	1	0.0	0.0	0	0	0	0	0	0	0	0	0
SF 12/31	L															
TOTALS	11-5	12/0	6	3	3	0.0	0.0	0	0	0	0	0	0	0	0	0

## 2016 LOS ANGELES RAMS

Game	W/L	P/S	T	S	A	Sk	Yds	Int	Yds	Lg	TD	PD	FF	FR	Yds
@SF 9/12	L														
SEA 9/18	W														
@TB 9/25	W														
@ARI 10/2	W	1/0	0	0	0	0.0	0	0	0	-	0	0	0	0	0
BUF 10/9	L	1/0	0	0	0	0.0	0	0	0	-	0	0	0	0	0
@DET 10/16	L	1/0	0	0	0	0.0	0	0	0	-	0	0	0	0	0
NYG 10/23	L	1/0	0	0	0	0.0	0	0	0	-	0	0	0	0	0
CAR 11/6	L	1/0	0	0	0	0.0	0	0	0	-	0	0	0	0	0
@NYJ 11/13	W	1/0	0	0	0	0.0	0	0	0	-	0	0	0	0	0
MIA 11/20	L	1/0	0	0	0	0.0	0	0	0	-	0	0	0	0	0
@NO 11/27	L	0/0	0	0	0	0.0	0	0	0	-	0	0	0	0	0
@NE 12/4	L	1/0	0	0	0	0.0	0	0	0	-	0	0	0	0	0
ATL 12/11	L	1/0	0	0	0	0.0	0	0	0	-	0	0	0	0	0
@SEA 12/15	L	1/0	0	0	0	0.0	0	0	0	-	0	0	0	0	0
SF 12/24	L	0/0													
ARI 11/17	L	0/0													
TOTALS	4-12	11/0	0	0	0	0.0	0	0	0	-	0	0	0	0	0



# 84 | TEMARRICK HEMINGWAY

Position:	Tight End
Ht./Wt.:	6-5/251
Birth Date:	7/30/93
College:	South Carolina State
Hometown:	Loris, S.C.
Experience:	2nd year (2nd Rams)
Acquired:	D6A-2016 (177th)

Career GP/GS (Playoffs): 9/0 (0/0)



**TRANSACTIONS:** Selected in the sixth round of the 2016 draft (177th overall) on 4/30/16.

**2017 SEASON:** Placed on reserve/injured (9/2/17).

**2016 SEASON:** Saw action in nine games while becoming a key contributor on special teams...did not record any statistics.

**COLLEGE:** Played in 42 games, started 37...caught 91 career passes for 1,062 yards and seven touchdowns...in 2015, started in all 11 games for the Bulldogs...finished second on the team in receptions with 38 for 418 yards and one touchdown...earned SBN All-American Honors and was named to the All-MEAC First Team...named the team's Outstanding Tight End...noted as an effective blocker during his college career...played as a graduate student after earning his undergraduate degree in business management and being selected to participate in the Charleston County Aviation Authority's inaugural internship program...in 2014, earned All-MEAC first team honors...finished third on the team in receptions for a second straight season with 18 catches for 257 yards and one score...in 2013, was the team's third-leading receiver from his tight end position...hauled in 26 catches for 223 yards and four touchdowns...had his best performance in the FCS playoff game against Furman with four catches for 57 yards and a score...in 2012, played in seven of the team's 11 contests and got the starting nod in two contests...ended the campaign with 11 catches for 164 yards and a touchdown...excelled in the academic arena and was named a Presidential Scholar...redshirted in 2011.

**PERSONAL:** Attended North Myrtle Beach High School where he was a multiple letter winner in football and was named to All-Region first-team on defense...a business management major...son of Kelly and Anthony Hemingway.



# 45 | ZACH LASKEY

Position:	Full Back
Ht./Wt.:	6-2/238
Birth Date:	7/8/92
College:	Georgia Tech
Hometown:	Peachtree City, Ga.
Experience:	1st year (3rd Rams)
Acquired:	FA-2015

Career GP/GS (Playoffs): 0/0 (0/0)



**TRANSACTIONS:** Signed with the Rams as an undrafted free agent (5/7/15).

**2017 SEASON:** Spent the 2017 season on the Rams' injured/reserve list.

**2016 SEASON:** Spent the 2016 season on the Rams' practice squad.

**2015 SEASON:** Spent the 2015 season on the Rams' practice squad.

**COLLEGE:** Named to 2014 All-ACC Second Team by media and coaches...saw action in 11 games with seven starts...rushed for 851 yards and team-best nine touchdowns (5.0 yards per carry)...added six receptions for 49 yards and one touchdown... finished career 13th in school history with 2,033 rushing yards and one of only 14 2,000-yard rushers in program history...rushed 84 times for 485 yards (5.8 yards per carry) as a junior...recorded eight touchdowns, seven via rushing, one by receiving...played in all 14 games and started six times...rushed 133 times for team-best 697 yards ...played in eight games...was Georgia Tech's primary punt returner as true freshman during first two months of season...earned three varsity letters as running back, linebacker and safety.

**PERSONAL:** Attended Starr's Mill High School...First-team all-state, all-region and all-county as senior...4A state player of the year...majored in history, technology & society.



# 96 | MATT LONGACRE

**Position:** Defensive End  
**Ht./Wt.** 6-3/255  
**Birth Date:** 9/21/91  
**College:** Northwest Missouri State  
**Hometown:** Omaha, Neb.  
**Experience:** 3rd year (3rd Rams)  
**Acquired:** FA-2015

**Career GP/GS (Playoffs):** 25/1 (0/0)



**TRANSACTIONS:** Signed with the Rams as an undrafted free agent (5/7/15)...signed from practice squad to active roster (11/6/15).

**PRO:** Second-year pro...collected 73 career tackles (35 solo)...played in 25 games with one start...set career highs in sacks in 2017 with 5.5.

**2017 SEASON:** Collected 27 tackles (16 solo), 5.5 sacks, one pass defended, one forced fumble and one recovery...placed on injured/reserve (12/27/17)...**vs. Indianapolis (9/10):** Saw action at defensive end and recorded his first career sack...added one tackle for loss, one quarterback hit and one pass defended...**at San Francisco (9/21):** Saw action at defensive end...registered three tackles (two solo), including one for loss...also notched 1.0 sack and one quarterback hit...**vs. Seattle (10/8):** Saw action at defensive end...collected three tackles (two solo), including one for a loss...tallied three quarterback hits and 1.0 sack, which resulted in a five yard loss...**vs. Arizona (10/22):** Saw action at outside linebacker...recorded two solo tackles...tallied first career forced fumble...registered his then team-leading fourth sack of the season...**vs. Houston (11/12):** Made first career start at outside linebacker...notched two tackles (one solo), two quarterback hits and one fumble recovery...**at Arizona (12/3):** Saw action at outside linebacker...registered two solo tackles, including one tackle for loss...added 1.0 sack and two quarterback hits...**at Seattle (12/17):** Saw action at outside linebacker...recorded one tackle and combined with Michael Brockers for a sack...added one quarterback hit.

**2016 SEASON:** Played in a career-high six games, recording 18 tackles...**at Arizona (10/2):** Recorded six tackles (three solo) and three quarterback pressures in his 2016 debut...**at Detroit (10/16):** Played on defense and special teams...compiled four tackles and one quarterback hit on the day...**at New England (12/4):** Registered four tackles (two solo) and one quarterback pressure.


**2015 SEASON:** Served as a practice squad player before being promoted to the active roster in Week 9...declared inactive for four games (12/27, 12/17, 12/13, 11/15)...finished his rookie season with 28 tackles...**at San Francisco (1/3/16):** Recorded seven tackles (two solo) and three quarterback pressures...**vs. Arizona (12/6):** Recorded two assisted tackles, one quarterback pressure and one quarterback hit...**at Cincinnati (11/29):** Tallied four tackles (two solo), one quarterback pressure and one quarterback hit...**at Baltimore (11/22):** Posted a career-high 10 tackles (five solo) and two quarterback hits...**at Minnesota (11/08):** Made his NFL debut at defensive end and recorded five tackles (four solo).

**COLLEGE:** Named MIAA Defensive Player of the Year, AFCA All-America and All-MIAA First Team as a senior in 2014...earned MIAA Defensive Player of the Year as a junior as well...appeared in 11 games as a senior and had 37 tackles, 10.5 tackles for loss, 7.0 sacks, 17 quarterback hurries, four pass breakups and one forced fumble...as a junior, named Don Hansen co-Defensive Player of the Year and First Team All-America and AP Little First Team All-America...Honorary captain of the 2009 Lincoln Journal Star Super-State team as a high school senior...earned first-team all-state honors by the Omaha World-Herald and the Lincoln Journal Star...helped lead the Wildcats to a state title in 2008 and a runner-up finish in 2009...also wrestled at 215 pounds.

## MATT LONGACRE NFL STATISTICS

		REGULAR SEASON														
Year	Team	G/S	Tackles				Interceptions					Fumbles				
			Total	Solo	Asst	Sk	Yds	Int	Yds	Lg	TD	PD	FF	FR	Yds	
2015	RAMS	5/0	28	13	15	0.0	0.0	0	0	0	0	0	0	0	0	
2016	RAMS	6/0	18	6	12	0.0	0.0	0	0	0	0	0	0	0		
2017	RAMS	14/1	27	16	11	5.5	25.0	0	0	0	0	1	1	1		
<b>Total</b>		<b>25/1</b>	<b>73</b>	<b>35</b>	<b>38</b>	<b>5.5</b>	<b>25.0</b>	<b>0</b>	<b>0</b>	<b>0</b>	<b>0</b>	<b>1</b>	<b>1</b>	<b>1</b>	<b>0</b>	





# 41 | LENARD TILLERY

Position:	Running Back
Ht./Wt.:	5-10/198
Birth Date:	12/9/93
College:	Southern University
Hometown:	Baton Rouge, LA.
Experience:	Rookie
Acquired:	UDFA-2017

Career GP/GS (Playoffs): 0/0 (0/0)



**TRANSACTIONS:** Signed by the Rams as an undrafted rookie free agent (5/12/17).

**2017 SEASON:** Placed on reserve/injured (9/3/17).

**COLLEGE:** Played in 46 games...registered 847 career rushes for 4,856 yards for a 5.7-yard average and 45 touchdowns...as a senior in 2016, notched a career-high 247 rushes for 1,665 yards (6.7-yard average) and 13 touchdowns...tallied a career-long rush of 85 yards...in 2015, played in 11 games...rushed 197 rushes for 1,211 yards and 14 touchdowns...in 2014, played in 13 games...rushed 209 times for 1,196 yards and nine touchdowns...in 2013, played in 11 games...rushed 184 times for 784 yards and nine touchdowns.

**PERSONAL:** Attended McKinley High School....compiled career numbers of 332 rushes for 2,091 yards and 17 touchdowns.



# 21 | KAYVON WEBSTER

Position:	Cornerback
Ht./Wt.:	5-11/192
Birth Date:	2/1/91
College:	South Florida
Hometown:	Opa-locka, Fla.
Experience:	5th year (1st Rams)
Acquired:	FA-2017

Career GP/GS (Playoffs): 65/13 (7/0)



**TRANSACTIONS:** Placed on injured/reserve (12/10/17)...signed by the Rams as a free agent (3/14/17)...selected by the Denver Broncos in the third round (90th overall) of the 2013 NFL Draft (4/26/13).

**PRO:** Fifth-year cornerback is in his first season with the Rams after signing as a free agent prior to the 2017 season...has played in 65 career games with 13 starts in his career as well as appearing in seven postseason contests...played a prominent role on the Broncos' special teams unit in his four seasons in Denver.

**2017 SEASON:** Started in all 11 games played before being placed on injured/reserve (12/10/17)...notched 43 tackles (33 solo), one interception and eight passes defended...**at Dallas (10/1):** Collected a personal-high seven tackles (six solo)...**at Jacksonville (10/15):** Recorded six solo tackles...**vs. Houston Texans (11/12):** Played all 70 defensive snaps...tied his career-high with seven tackles (four solo)...recorded one pass defended...**at Minnesota Vikings (11/19):** Registered four tackles (two solo)...left game in the third quarter with a concussion...**vs. New Orleans Saints (11/26):** Recorded four solo tackles and two passes defended...**vs. Philadelphia Eagles (12/10):** Intercepted Eagles QB Carson Wentz on their opening drive...marked his first interception as a Rams and second career...collected three solo tackles and one pass defended before leaving the game in the second quarter with a season-ending injury.

**2016 SEASON:** Played in 13 games...named a special teams captain by his Denver teammates...notched four special teams tackles...**vs. Carolina (9/8):** Recorded one tackle and one special teams tackle...**at San Diego (10/13):** Notched one pass defended and one special teams tackle.

**2015 SEASON:** Played in 15 games...tied for the Broncos team lead with nine special teams tackles...played in Denver's three postseason contests, leading the Broncos special teams units en route to the club's Super Bowl 50 victory...**vs. San Diego (1/3/16):** Tallied one tackle and one pass defended...**AFC Championship vs. New England (1/24/16):** Recorded two total tackles and one pass defended.

**2014 SEASON:** Saw action in 12 regular season games and one postseason contest...compiled 19 total tackles (18 solo) and four special teams stops...**at New York Jets (10/12):** Compiled a season-high four solo tackles...**vs. Miami (11/23):** Matched a season-high with four solo tackles.

**2013 SEASON:** Started two-of-14 games played in his rookie season...finished the campaign with 38 tackles (34 solo), nine passes defended, one forced fumble and two special teams tackles...also appeared in three postseason games...**at New York Giants (9/15):** Recorded two special teams tackles...**vs. Dallas (10/6):** Made his first career start...forced a WR Dez Bryant fumble, which lead to a Broncos touchdown...**vs. Jacksonville (10/13):** Notched his first career interception when he picked off Jaguars QB Chad Henne, returning it 10 yards, setting up a Denver touchdown on the ensuing drive.

**COLLEGE:** Started 32-of-49 in four seasons at South Florida...finished his career with 190 tackles (136 solo)...added two sacks for a loss of 39 yards as well as three interceptions...also tallied four forced fumbles and two fumble recoveries...was named first-team All-Big East as a senior in 2012, a season in which he became the Big East's only cornerback to lead his team in tackles...named second-team All-Big East as a junior after notching two interceptions.

**PERSONAL:** Played on offense and defense Monsignor Pace High School in Opa-locka, Fla...was a three-time All-Dade County selection...as a senior, recorded eight receiving touchdowns on offense as well as 65 tackles and seven forced fumbles on defense...graduated from USF with a health science degree.

# KAYVON WEBSTER NFL STATISTICS

## REGULAR SEASON

Year	Team	G/S	Tackles			Sk	Yds	Interceptions			TD	Fumbles			Yds
			Total	Solo	Asst			Int	Yds	Lg		PD	FF	FR	
2013	Denver	14/2	38	34	4	0.0	0.0	1	10	10	0	9	1	0	0
2014	Denver	12/0	19	18	1	0.0	0.0	0	0	0	0	2	0	0	0
2015	Denver	15/0	2	2	0	0.0	0.0	0	0	0	0	2	0	0	0
2016	Denver	13/0	5	4	1	0.0	0.0	0	0	0	0	1	0	0	0
2017	RAMS	11/11	43	33	10	0.0	0.0	1	0	0	0	8	0	0	0
<b>Totals</b>		<b>65/13</b>	<b>107</b>	<b>91</b>	<b>16</b>	<b>0.0</b>	<b>1.0</b>	<b>2</b>	<b>10</b>	<b>10</b>	<b>0</b>	<b>22</b>	<b>1</b>	<b>0</b>	<b>0</b>

**ADDITIONAL CAREER STATISTICS:** Special teams tackles: Broncos: 2016 (4), 2015 (9), 2014 (4), 2013 (4).

### SINGLE GAME HIGHS

Total Tackles – 7 (twice), last vs. Houston (11/13/17)  
 Interceptions – 1, (twice) last vs. Philadelphia (12/10/17)  
 Pass Defensed- 2, vs. twice, last vs. Seattle (10/8/17)

# KAYVON WEBSTER GAME-BY-GAME STATISTICS

## 2017 LOS ANGELES RAMS

Game	W/L	P/S	T	S	A	Sk	Yds	Int	Yds	Lg	TD	PD	FF	FR	Yds
IND 9/10	W	1/1	2	1	1	0.0	0.0	0	0	0	0	0	0	0	0
WAS 9/17	L	0/0				Inactive									
@SF 9/21	W	0/0				Inactive									
@DAL 10/1	W	1/1	7	6	1	0	0	0	0	0	0	0	0	0	0
SEA 10/8	L	1/1	3	1	2	0	0	0	0	0	0	2	0	0	0
@JAC 10/15	W	1/1	6	6	0	0	0	0	0	0	0	0	0	0	0
ARI 10/22	W	1/1	2	2	0	0	0	0	0	0	0	1	0	0	0
@NYG 11/5	W	1/1	3	2	1	0	0	0	0	0	0	0	0	0	0
HOU 11/12	W	1/1	7	4	3	0	0	0	0	0	0	1	0	0	0
@MIN 11/19	L	1/1	4	2	2	0	0	0	0	0	0	0	0	0	0
NO 11/26	W	1/1	4	4	0	0	0	0	0	0	0	2	0	0	0
@ARI 12/2	W	1/1	2	2	0	0	0	0	0	0	0	1	0	0	0
PHI 12/10	L	1/1	3	3	0	0	0	0	1	0	0	1	0	0	0
@SEA 12/17						Placed on injured/reserve									
<b>TOTALS</b>	<b>9-4</b>	<b>11/11</b>	<b>43</b>	<b>33</b>	<b>10</b>	<b>0.0</b>	<b>0.0</b>	<b>1</b>	<b>0</b>	<b>0</b>	<b>0</b>	<b>8</b>	<b>0</b>	<b>0</b>	<b>0</b>

## 2015 DENVER BRONCOS

Game	W/L	P/S	T	S	A	Sk	Yds	Int	Yds	Lg	TD	PD	FF	FR	Yds
BAL 9/13	W	1/0	0	0	0	0.0	0.0	0	0	0	0	0	0	0	0
@KC 9/17	W	1/0	0	0	0	0.0	0.0	0	0	0	0	0	0	0	0
@DET 9/27	W	0/0	0	0	0	0.0	0.0	0	0	0	0	0	0	0	0
MIN 10/4	W	1/0	0	0	0	0.0	0.0	0	0	0	0	0	0	0	0
@OAK 10/11	W	1/0	0	0	0	0.0	0.0	0	0	0	0	1	0	0	0
@CLE 10/18	W	1/0	0	0	0	0.0	0.0	0	0	0	0	0	0	0	0
GB 11/1	W	1/0	0	0	0	0.0	0.0	0	0	0	0	0	0	0	0
@IND 11/8	L	1/0	1	1	0	0.0	0.0	0	0	0	0	0	0	0	0
KC 11/15	L	1/0	0	0	0	0.0	0.0	0	0	0	0	0	0	0	0
@CHI 11/22	W	1/0	0	0	0	0.0	0.0	0	0	0	0	0	0	0	0
NE 11/29	W	1/0	0	0	0	0.0	0.0	0	0	0	0	0	0	0	0
@SD 12/6	W	1/0	0	0	0	0.0	0.0	0	0	0	0	0	0	0	0
OAK 12/13	L	1/0	0	0	0	0.0	0.0	0	0	0	0	0	0	0	0
PIT 12/20	L	1/0	0	0	0	0.0	0.0	0	0	0	0	0	0	0	0
CIN 12/28	W	1/0	0	0	0	0.0	0.0	0	0	0	0	0	0	0	0
SD 1/3/16	W	1/0	1	1	0	0.0	0.0	0	0	0	0	1	0	0	0
<b>TOTAL</b>	<b>12-4</b>	<b>15/0</b>	<b>2</b>	<b>2</b>	<b>0</b>	<b>0.0</b>	<b>0.0</b>	<b>0</b>	<b>0</b>	<b>0</b>	<b>0</b>	<b>2</b>	<b>0</b>	<b>0</b>	<b>0</b>
<b>POSTSEASON</b>															
PIT 1/17/16	W	1/0	0	0	0	0.0	0.0	0	0	0	0	0	0	0	0
NE 1/24/16	W	1/0	2	2	0	0.0	0.0	0	0	0	0	1	0	0	0
CAR 2/7/16	W	1/0	0	0	0	0.0	0.0	0	0	0	0	0	0	0	0
<b>TOTAL</b>	<b>3-0</b>	<b>3/0</b>	<b>2</b>	<b>2</b>	<b>0</b>	<b>0.0</b>	<b>0.0</b>	<b>0</b>	<b>0</b>	<b>0</b>	<b>0</b>	<b>1</b>	<b>0</b>	<b>0</b>	<b>0</b>

## 2013 DENVER BRONCOS

Game	W/L	P/S	T	S	A	Sk	Yds	Int	Yds	Lg	TD	PD	FF	FR	Yds
BAL 9/5	W	1/0	1	1	0	0.0	0.0	0	0	0	1	0	0	0	0
@NYG 9/15	W	1/0	0	0	0	0.0	0.0	0	0	0	0	1	0	0	0
OAK 9/23	W	1/0	1	1	0	0.0	0.0	0	0	0	0	1	0	0	0
PHI 9/29	W	1/0	0	0	0	0.0	0.0	0	0	0	0	0	0	0	0
@DAL 10/6	W	1/1	3	3	0	0.0	0.0	0	0	0	0	0	1	0	0
JAX 10/13	W	1/0	3	2	1	0.0	0.0	1	10	10	0	1	0	0	0
@IND 10/20	L	1/0	3	2	1	0.0	0.0	0	0	0	0	1	0	0	0
WAS 10/27	W	1/0	2	2	0	0.0	0.0	0	0	0	0	0	0	0	0
@SD 11/10	W	1/0	5	4	1	0.0	0.0	0	0	0	0	1	0	0	0
KC 11/17	W	1/0	3	3	0	0.0	0.0	0	0	0	0	1	0	0	0
@NE 11/24	L	1/0	5	5	0	0.0	0.0	0	0	0	0	1	0	0	0
@KC 12/1	W	1/0	3	3	0	0.0	0.0	0	0	0	0	0	0	0	0
TEN 12/8	W	1/1	4	3	1	0.0	0.0	0	0	0	0	1	0	0	0
SD 12/12	L	1/0	5	5	0	0.0	0.0	0	0	0	0	1	0	0	0
@HOU 12/22	W	0/0				Inactive									
@OAK 12/29	W	0/0				Inactive									
<b>TOTAL</b>	<b>13-3</b>	<b>14/2</b>	<b>38</b>	<b>34</b>	<b>4</b>	<b>0.0</b>	<b>0.0</b>	<b>1</b>	<b>10</b>	<b>10</b>	<b>0</b>	<b>9</b>	<b>1</b>	<b>0</b>	<b>0</b>
<b>POSTSEASON</b>															
SD 1/12/14	W	1/0	0	0	0	0.0	0.0	0	0	0	0	0	0	0	0
NE 1/19/14	W	1/0	0	0	0	0.0	0.0	0	0	0	0	0	0	0	0
SEA 2/2/14	L	1/0	0	0	0	0.0	0.0	0	0	0	0	0	0	0	0
<b>TOTAL</b>	<b>3-0</b>	<b>3/0</b>	<b>0</b>	<b>0</b>	<b>0</b>	<b>0.0</b>	<b>0.0</b>	<b>0</b>	<b>0</b>	<b>0</b>	<b>0</b>	<b>0</b>	<b>0</b>	<b>0</b>	<b>0</b>

## 2016 DENVER BRONCOS

Game	W/L	P/S	T	S	A	Sk	Yds	Int	Yds	Lg	TD	PD	FF	FR	Yds
CAR 9/8	W	1/0	1	1	0	0.0	0	0	0	0	0	0	0	0	0
IND 9/18	W	1/0	1	0	1	0.0	0	0	0	0	0	0	0	0	0
@CIN 9/25	W	1/0	0	0	0	0.0	0	0	0	0	0	0	0	0	0
@TB 10/2	W	1/0	0	0	0	0.0	0	0	0	0	0	0	0	0	0
ATL 10/9	L	0/0				Inactive									
@SD 10/13	L	1/0	0	0	0	0.0	0	0	0	0	0	1	0	0	0
HOU 10/24	W	1/0	1	1	0	0.0	0	0	0	0	0	0	0	0	0
SD 10/30	W	1/0	1	1	0	0.0	0	0	0	0	0	0	0	0	0
@OAK 11/6	L	0/0				Inactive									
@NO 11/13	W	1/0	1	0	1	0.0	0	0	0	0	0	0	0	0	0
KC 11/27	L	1/0	0	0	0	0.0	0	0	0	0	0	0	0	0	0
@JAX 12/4	W	1/0	0	0	0	0.0	0	0	0	0	0	0	0	0	0
@TEN 12/11	L	1/0	0	0	0	0.0	0	0	0	0	0	0	0	0	0
NE 12/18	L	1/0	0	0	0	0.0	0	0	0	0	0	0	0	0	0
@KC 12/24	L	1/0	0	0	0	0.0	0	0	0	0	0	0	0	0	0
OAK 1/1/17	W	0/0	0	0	0	0.0	0	1	0	0	0	0	0	0	0
<b>TOTALS</b>	<b>9-7</b>	<b>13/0</b>	<b>5</b>	<b>4</b>	<b>1</b>	<b>0.0</b>	<b>0</b>	<b>0</b>	<b>0</b>	<b>0</b>	<b>0</b>	<b>1</b>	<b>0</b>	<b>0</b>	<b>0</b>

## 2014 DENVER BRONCOS

Game	W/L	P/S	T	S	A	Sk	Yds	Int	Yds	Lg	TD	PD	FF	FR	Yds
IND 9/7	W	0/0				Inactive									
KC 9/14	W	1/0	2	2	0	0.0	0	0	0	0	0	0	0	0	0
@SEA 9/21	L	1/0	2	2	0	0.0	0	0	0	0	0	0	0	0	0
ARI 10/5	W	1/0	0	0	0	0.0	0	0	0	0	0	0	0	0	0
@NYJ 10/12	W	1/0	4	4	0	0.0	0	0	0	0	0	0	0	0	0
SF 10/19	W	1/0	2	1	1	0.0	0	0	0	0	0	0	0	0	0
SD 10/23	W	1/0	1	1	0	0.0	0	0	0	0	0	0	0	0	0
@NE 11/2	L	1/0	2	2	0	0.0	0	0	0	0	0	0	0	0	0
@OAK 11/9	W	1/0	0	0	0	0.0	0	0	0	0	0	0	0	0	0
@STL 11/16	L	1/0	0	0	0	0.0	0	0	0	0	0	0	0	0	0
MIA 11/23	W	1/0	4	4	0	0.0	0	0	0	0	0	0	0	0	0





# 4 | GREG ZUERLEIN

**Position:** Kicker  
**Ht./Wt.:** 6-0/191  
**Birth Date:** 12/27/87  
**College:** Missouri Western  
**Hometown:** Lincoln, Neb.  
**Experience:** 5th year (5th Rams)  
**Acquired:** D6-2012  
**Career GP/GS (Playoffs):** 92/0 (0/0)



**TRANSACTIONS:** Placed on injured/reserve (12/20/17)...re-signed with the Rams (3/15/17)...selected by St. Louis in the sixth round (150th overall) of the 2012 NFL Draft (4/28/12).

**PRO:** Fifth-year pro has played in 92 career games...earned his first Pro Bowl, All-Pro and PFWA honors in 2017... converted 150-of-181 career field goals...led the NFL in scoring with 158 points, despite only playing in 14 games... his 158 points are the third-most scored by a Rams in a single season...has scored 637 career points, which ranks third in franchise history...set the franchise record for most points (83) on the road in a single season, previously held by RB Marshall Faulk (78), which he set in 2000...Zuerlein (20) tied Jeff Wilkins for most field goals made on the road in a single season...converted 7-of-7 field goals, setting a franchise record for most field goals in a game at Dallas (10/1/17), earning him NFC special teams POW...set franchise record with 61-yard field goal at Minnesota (11/8/15)... broke the franchise record for 50-plus yard field goals in a season in 2012...made his first 15 field goal attempts of his career, a new franchise record for most consecutive field goals by a rookie...with seven field goals of 50 yards or more, he owns the team record in the category and ranked second all time among NFL rookies following the 2012 season...kicked the longest field goal by a rookie in league history (60 yards)...broke the franchise record for longest field goal (60 yards) and owns three of the four longest field goals in Rams history...became the first kicker in league history to kick a 50-plus and 60-plus yard field goal in the same game (vs. Seattle, 9/30/12).



**2017 SEASON:** Led the NFL in scoring with 158 points, despite only playing in 14 games...his 158 points are the third-most scored by a Rams in a single season...set the franchise record for most points (83) on the road in a single season, previously held by RB Marshall Faulk (78), which he set in 2000...Zuerlein (20) tied Jeff Wilkins for most field goals made on the road in a single season... **vs. Indianapolis (9/10):** Converted three-for-three on field goal attempts...made a 50-yard field goal in the first quarter, his 19th career field goal of 50-plus yards...connected on all five PATs... **at Dallas (10/1):** Converted 7-of-7 field goals, setting a franchise record for most field goals in a game earning him NFC special teams POW...passed RB Marshall Faulk for fifth on the Rams' all-time scoring list...**vs. Seattle (10/8):** Converted a 35-yard field goal and had one failed attempt...connected on 19-consecutive field goal attempts dating back to 12/4/16, the longest streak of his career and tied for second-longest in franchise history...former K Jeff Wilkins made 19-consecutive FGs in 2003 after connecting on 30-consecutive FG attempts from 199-2001...**at Jacksonville (10/15):** Converted two-for-two on field goals including a season-long 56-yard field goal...**vs Arizona (10/22):** Converted four-of-four on field goals including a long of 53-yards...**vs. Houston Texans (11/12):** Converted four-of-four field goals from 27, 33, 50, and 33 yards...**at Arizona Cardinals (12/3):** Converted four-of-four field goal attempts.

Converted 7-of-7 field goals to set the franchise record for most field goals in a game at Dallas (10/1/17).

2017 NFC Special Teams Player of the Month:  
October & November

NFC Special Teams Player of the Week:  
at Dallas (10/1/17) and vs. Houston (11/12/17).

**2016 SEASON:** Finished with an 86.3 field goal percentage (19-of-22)...went perfect on the year in extra points (23-of-23)... currently ranks eighth in franchise history in total points scored (479)...**vs. Seattle (9/18):** Converted three-of-three field goals... **at Tampa Bay (9/25):** Converted on a 53-yard field goal, while tallying seven kickoffs, all of which were touchbacks...**vs. Buffalo (10/9):** Made four-of-four field goals, including a season-long 54-yard kick...**at New York Jets (11/13):** Scored all nine of the team's points...made three-of-three field goals...now has 454 career points to move past former WR Torry Holt for eighth most career points in franchise history...**vs. Miami (11/20):** Converted a 46-yard field goal...**at New England (12/4):** Converted a 44-yard field goal...**vs. Arizona (1/1):** Went two-for-two on field goal attempts, converting from 37 and 36 yards.

**2015 SEASON:** Converted 20 field goals...**vs. Detroit (12/13):** Converted all three extra point attempts...**vs. Chicago (11/15):** Made field goals of 26 and 38 yards...**at Minnesota (11/8):** Made a 61-yard field goal that set a franchise record for longest field goal in Rams history and is also the longest field goal of the season in the NFL...his 53-yard conversion moved him past former Rams K Josh Brown for second-most 50-plus yard field goal conversions in franchise history with 16...also converted field goals of 35 and 45 yards...**vs. San Francisco (11/1):** Made a 38-yard field goal and converted both extra point attempts...**vs. Cleveland (10/25):** Made a 39-yard field goal and an extra point...**at Green Bay (10/11):** Made a 42-yard field goal and three extra points... **at Arizona (10/4):** Made a 30-yard field goal and three extra points...**vs. Pittsburgh (9/27):** Made field goals of 49 and 27 yards... **at Washington (9/20):** Made a 52-yard field goal and one extra point...**vs. Seattle (9/13):** Made four extra points and two-of-two field goals including a 37-yard game-winner in overtime.

**2014 SEASON:** Finished the season converting 24-of-30 field goals and 34 extra points for 106 total points...converted five field goals of 50-plus yards for a career-high 71.4 percent...**at Tampa Bay (9/14):** Converted four field goals of 36, 36, 46 and 38 yards out...the 38-yard field goal came with :38 second remaining in play, to help seal the win...**vs. Denver (11/16):** Earned NFC Special Teams Player of the Week honors...converted field goal attempts of 37, 29, 22, 55 and 53 yards...**vs. New York Giants (12/21):** Converted field goal of 51 and 20 yards.

Named NFC Special Teams  
Player of the Week , following  
performance  
against Denver



**2013 SEASON:** **vs. Arizona (9/8):** Made four-of-four field goals including a 48-yard game winning kick in the fourth quarter...**at Atlanta (9/15):** Made one field goal from 29 yards...made three-of-three extra points...**at Dallas (9/22):** Did not attempt any field goals...converted one-of-one extra points...**vs San Francisco (9/26):** Made one field goal from 40 yards...**vs. Jacksonville (10/6):** Converted two-of-two field goals...**at Houston (10/6):** Made one field goal from 42 yards...converted five-of-five extra points...recorded one special teams tackle...**at Carolina (10/20):** Converted two-of-two field goals...**vs. Seattle (10/28):** Converted three-of-four field goals...**vs. Tennessee (11/3):** Did not convert a 44-yard field goal attempt...**at Indianapolis (11/10):** Converted one field goal of 32 yards...made five-of-five extra points...**vs. Chicago (11/24):** Converted field goals from 29 and 40 yards...made four-of-four extra points...**at San Francisco (12/1):** Converted both field goal attempts from 43 and 34 yards...**at Arizona (12/8):** Converted one field goal from 44 yards...**vs. New Orleans (12/15):** Converted two-of-two field goals from 31 and 35 yards...tacked on three extra points...successfully converted an onside kick in the first quarter...**vs. Tampa Bay (12/22):** Converted three-of-three field goal attempts from 54, 25 and 48 yards...marks a new season long...**at Seattle (12/29):** Converted one field goal from 36 yards...moved into first place in franchise history in career field goal percentage (49/59, 83.1 percent).

**2012 SEASON:** Made seven field goals from 50 yards or more...broke the franchise record for 50+ yard field goals in a season...made his first 15 field goal attempts of his career and finished the year 23-for-31 overall...with seven field goals of 50 yards or more, he owns team record in the category and ranks second all time among NFL rookies...kicked the longest field goal by a rookie in league history (60 yds.)...broke the franchise record for longest field goal (60 yds.) and owns three of the four longest field goals in Rams history...in Week 4 became the first kicker in league history to kick a 50-plus and 60-plus yard field goal in the same game...set a new franchise record for most consecutive field goals by a rookie (15)...**at Chicago (9/23):** Converted his first 50-plus yard field goal of his career, after clearing a 56-yard field goal...kick is good for second longest in franchise history, longest kick in Soldier Field history...scored all of the Rams' points (six) after hitting two-of-two field goals (56, 46)...**vs. Seattle (9/30):** Converted a 60-yard field goal, which set a new franchise record and marked the second longest kick of the season in the NFL, behind San Francisco's David Aker's who kicked a 63-yard field goal...kicked a career-high four field goals (58, 48, 60, 24)...tied for third place in franchise history for most 50-plus yard field goals made in a season with three...remains perfect on the year in field goals, going 12-for-12, marking the most consecutive field goals made by a Rams rookie in team history...**vs.**

**Arizona (10/4):** Hit his fourth field goal over 50 yards (53)...**at Miami (10/14):** Converted 48- and 32-yard field goals in the first quarter to give him 15 consecutive field goals made to start his career...currently 10-for-12 on 40-plus yard field goals...**vs. San Francisco (12/2):** Sent the team to overtime with a 53-yard field goal...converted a game-winning 54-yard field goal...only three other players have kicked field goals of at least 50 yards to send a game to overtime and then win it (Green Bay's Chris Jacke, 1996; Indianapolis' Mike Vanderjagt, 2002; Denver's Matt Prater, 2011)...he is the first NFL kicker to tie a game with a field goal of 50-plus yards as time expired in the fourth quarter and kick an overtime field goal of 50-plus yards in the same game...set a new NFL record for most field goals of 53 yards or longer (six) after hitting his game-winning 53-yarder, the previous best was set by Jason Hanson with five in 2008...he now has seven field goals of 50-plus yards, he's now one shy of tying Morten Anderson's NFL record of seven set in 1995 and later tied by Jason Hanson in 2008.

**NFC Special Teams Player of Week 4**  
Greg "The Leg" Zuerlein is the first player in NFL history with a 60-yard and 50-yard field goal in the same game and the only player in league annals to make two field goals over 55 yards in a single game (vs. SEA, 9/30/12).

**COLLEGE:** Was named All-American by six different organizations following his senior season...three-time selection to First-Team All-Mid America Intercollegiate Athletic Association and also earned MIAA Special Teams Player of the year as a senior...finished his career at Missouri Western after transferring from Nebraska-Omaha when UNO dropped its football program.

**PERSONAL:** Played at Pius X High School in Lincoln...All-class, all-state selection as a placekicker as a junior and senior...set state mark for most field goals in a season with 12...converted 43-of-45 PATS and went 12-for-16 on FGs with a long of 52 yards...also lettered in soccer...a 2005 Sports Illustrated preseason high school All-American...majored in business...name is pronounced ZURR-line...participated in many community events, including the Taste of the NFL, Coach Fisher & Friends Celebrity Softball game and the All-Community Team Ticket program - 4th Down Fan Club.

# GREG ZUERLEIN NFL STATISTICS

## REGULAR SEASON

### Scoring

Year	Team	GP	FG	FGA	Pct	Lg	Blk	XPM	XPA	Pct	Blk	Pts
2012	RAMS	16	23	31	74.2	60	0	26	26	100.0	0	95
2013	RAMS	16	26	28	92.9	54	0	34	34	100.0	0	112
2014	RAMS	16	24	30	80.0	56	1	34	35	97.1	0	106
2015	RAMS	14	20	30	66.7	61	2	26	28	92.9	1	86
2016	RAMS	16	19	22	86.4	54	0	23	23	100.0	0	80
2017	RAMS	14	38	40	95.0	56	0	44	46	95.7	0	158
<b>TOTALS</b>		<b>92</b>	<b>150</b>	<b>181</b>	<b>82.9</b>	<b>61</b>	<b>3</b>	<b>187</b>	<b>192</b>	<b>97.4</b>	<b>1</b>	<b>637</b>

### Field Goals

Year	Team	1-19	Pct	20-29	Pct	30-39	Pct	40-49	Pct	50+	Pct
2012	RAMS	1/1	100.0	4/4	100.0	4/6	66.7	7/7	100.0	7/13	53.8
2013	RAMS	0/0	0	7/7	100.0	10/10	100.0	8/9	88.9	1/2	50.0
2014	RAMS	1/1	100.0	6/7	85.7	10/12	83.3	2/3	66.7	5/7	71.4
2015	RAMS	1/1	100.0	2/2	100.0	9/10	90.0	5/8	62.5	3/9	33.3
2016	RAMS	0/0	0.0	5/5	100.0	9/9	100.0	3/4	75.0	2/4	100.0
2017	RAMS	1/1	100.0	8-8	100.0	11/12	91.7	12/12	100.0	6/7	85.7
<b>TOTALS</b>		<b>4/4</b>	<b>100.0</b>	<b>32/33</b>	<b>97.0</b>	<b>53/59</b>	<b>89.8</b>	<b>37/43</b>	<b>86.0</b>	<b>24/42</b>	<b>57.1</b>

**Additional Career Statistics:** Special Teams Tackles: RAMS: 2015 (2) 2014 (1), 2013 (1). Total: (4).

### SINGLE GAME HIGHS

Field Goals Made- 7, at Dallas (10/1/17)  
 Field Goals Attempted- 7, at Dallas (10/1/17)  
 Longest- 61, @ Minnesota (11/8/15)

# GREG ZUERLEIN GAME-BY-GAME STATISTICS

## 2017 LOS ANGELES RAMS

Game	W/L	Pts	XP/XPA	FG/FGA	1-19	20-29	30-39	40-49	50+	Kick-By-Kick
IND 9/10	W	14	5/5	3/3	0/0	0/0	1/1	1/1	1/1	50, 35, 44
WAS 9/17	L	8	2/2	2/2	0/0	0/0	1/1	1/1	0/0	32, 40
@SF 9/21	W	11	5/5	2/2	1/1	0/0	0/0	1/1	0/0	48, 19
@DAL 10/1	W	23	2/2	7/7	0/0	1/1	2/2	4/4	0/0	49, 44, 44, 30, 28, 43, 33
SEA 10/8	L	4	1/1	1/2	0/0	0/0	1/2	0/0	0/0	35, 36WR
@JAC 10/15	W	9	3/3	2/2	0/0	1/1	0/0	0/0	1/1	56, 29
ARI 10/22	W	15	3/3	4/4	0/0	1/1	2/2	0/0	1/1	23, 33, 53, 34
@NYG 11/5	W	15	6/6	3/3	0/0	1/1	0/0	2/2	0/0	27, 46, 47
HOU 11/12	W	15	3/3	4/4	0/0	1/1	2/2	0/0	1/1	27, 33, 50, 33
@MIN 11/19	L	1	1/1	0/0	0/0	0/0	0/0	0/0	0/0	
NO 11/26	W	14	2/2	4/5	0/0	1/1	0/0	2/2	1/2	50, 63SH, 46, 49, 26
@ARI 12/2	W	14	2/3	4/4	0/0	2/2	0/0	1/1	1/1	56, 20, 24, 41
PHI 12/10	L	5	0/0	0/0	0/0	0/0	0/0	0/0	0/0	
@SEA 12/17	W	10	4/5	2/2	0/0	0/0	2/2	0/0	0/0	36, 31
@TEN 12/24	I									
SF 12/31	I									
<b>TOTALS</b>	<b>10-4</b>	<b>158</b>	<b>44/46</b>	<b>38/40</b>	<b>1/1</b>	<b>8/8</b>	<b>11/12</b>	<b>12/12</b>	<b>6/7</b>	

## 2016 LOS ANGELES RAMS

Game	W/L	Pts	XP/XPA	FG/FGA	1-19	20-29	30-39	40-49	50+	Kick-By-Kick
@SF 9/12	L	0	0/0	0/0	0/0	0/0	0/0	0/0	0/0	
SEA 9/18	W	9	0/0	3/3	0/0	1/1	1/1	1/1	0/0	39, 28, 47
@TB 9/25	W	7	4/4	1/1	0/0	0/0	0/0	0/0	1/1	53
@ARI 10/2	W	5	2/2	1/1	0/0	1/1	0/0	0/0	0/0	29
BUF 10/9	L	13	1/1	4/4	0/0	1/1	2/2	0/0	1/1	37, 32, 54, 22
@DET 10/16	L	4	4/4	0/0	0/0	0/0	0/0	0/0	0/0	
NYG 10/23	L	4	1/1	1/1	0/0	0/0	1/1	0/0	0/0	36
CAR 11/6	L	4	1/1	1/3	0/0	1/1	0/0	0/0	0/2	55WR, 55WR, 25
@NYJ 11/13	W	9	0/0	3/3	0/0	1/1	2/2	0/0	0/0	20, 38, 34
MIA 11/20	L	4	1/1	1/2	0/0	0/0	0/0	1/2	0/0	46, 48LU
@NO 11/27	L	3	3/3	0/0	0/0	0/0	0/0	0/0	0/0	
@NE 12/4	L	4	1/1	1/1	0/0	0/0	0/0	1/1	0/0	44
ATL 12/11	L	2	2/2	0/0	0/0	0/0	0/0	0/0	0/0	
@SEA 12/15	L	3	0/0	1/1	0/0	0/0	1/1	0/0	0/0	36
SF 12/24	L	3	3/3	0/0	0/0	0/0	0/0	0/0	0/0	
ARI 1/1/17	L	6	0/0	2/2	0/0	0/0	2/2	0/0	0/0	37, 36
<b>TOTALS</b>	<b>4-12</b>	<b>80</b>	<b>23/23</b>	<b>19/22</b>	<b>0/0</b>	<b>5/5</b>	<b>9/9</b>	<b>3/4</b>	<b>2/4</b>	

# GREG ZUERLEIN GAME-BY-GAME STATISTICS CONTINUED

2015 ST. LOUIS RAMS										
Game	W/L	Pts	XP/XPA	FG/FGA	1-19	20-29	30-39	40-49	50+	Kick-By-Kick
SEA 9/13	W	10	4/4	2/2	0/0	0/0	2/2	0/0	0/0	33, 37
@WAS 9/20	L	4	1/1	1/1	0/0	0/0	0/0	0/0	1/1	52
PIT 9/27	L	6	0/0	2/2	0/0	1/1	0/0	1/1	0/0	49, 27
@ARI 10/4	W	6	3/3	1/1	0/0	0/0	1/1	0/0	0/0	30
@GB 10/11	L	4	1/1	1/4	0/0	0/0	0/0	1/1	0/3	42, 50B, 53WL, 63WL
CLE 10/25	W	6	3/3	1/3	0/0	0/0	1/2	0/0	0/1	39, 63WR, 35WR
SF 11/1	W	5	2/2	1/2	0/0	0/0	1/1	0/1	0/0	38, 40B
@MIN 11/8	L	12	0/0	4/5	0/0	0/0	1/1	1/2	2/2	61, 35, 45, 48WR, 53
CHI 11/15	L	7	1/1	2/2	0/0	1/1	1/1	0/0	0/0	26, 38
@BAL 11/22	L	1	1/2	0/0	0/0	0/0	0/0	0/0	0/1	52WR
@CIN 11/29	L				Inactive					
ARI 12/6	W				Inactive					
DET 12/13	W	3	3/3	0/0	0/0	0/0	0/0	0/0	0/0	0/0
TB 12/17	W	7	4/4	1/1	1/1	0/0	0/0	0/0	0/0	19
@SEA 12/27	W	5	2/3	1/1	0/0	0/0	0/0	1/1	0/0	42
@SF 1/3/16	L	10	1/1	3/5	0/0	0/0	2/2	1/2	0/1	33, 32, 44, 52WR, 48B
<b>TOTAL</b>	<b>7-9</b>	<b>71</b>	<b>23/24</b>	<b>20/30</b>	<b>1/1</b>	<b>2/2</b>	<b>9/10</b>	<b>5/8</b>	<b>3/9</b>	

2014 ST. LOUIS RAMS										
Game	W/L	Pts	XP/XPA	FG/FGA	1-19	20-29	30-39	40-49	50+	Kick-By-Kick
MIN 9/8	L	6	0/0	2/3	0/0	0/0	0/0	1/1	1/2	50WL, 56, 46
@TB 9/14	W	13	1/1	4/4	0/0	0/0	3/3	1/1	0/0	36, 35, 46, 38
DAL 9/21	L	7	4/4	1/1	0/0	1/1	0/0	0/0	0/0	28
@PHI 10/5	L	4	4/4	0/0	0/0	0/0	0/0	0/0	0/0	
SF 10/13	L	5	2/2	1/1	0/0	0/0	1/1	0/0	0/0	38
SEA 10/19	W	4	4/4	0/1	0/0	0/0	0/0	0/0	0/1	52
@KC 10/26	L	1	1/1	0/1	0/0	0/0	0/1	0/0	0/0	38WR
@SF 11/2	W	7	1/1	2/2	0/0	0/0	2/2	0/0	0/0	37, 39
@ARI 11/9	L	2	2/2	0/0	0/0	0/0	0/0	0/0	0/0	
DEN 11/16	W	16	1/1	5/5	0/0	2/2	1/1	0/0	2/2	37, 29, 22, 55, 53
@SD 11/23	L	6	3/3	1/2	0/0	1/1	0/0	0/1	0/0	22, 46B
OAK 11/30	W	10	7/7	1/1	0/0	0/0	1/1	0/0	0/0	38
@WAS 12/7	W	4	1/2	1/3	0/0	0/1	1/2	0/0	0/0	28WR, 38WR, 34
ARI 12/11	L	6	0/0	2/2	1/1	1/1	0/0	0/0	0/0	24, 19
NYG 10/21	L	9	3/3	2/2	0/0	1/1	0/0	0/0	1/1	51, 20
@SEA 10/28	L	6	0/0	2/2	0/0	0/0	1/1	0/0	1/1	33, 52
<b>TOTAL</b>	<b>6-10</b>	<b>106</b>	<b>34/35</b>	<b>24/30</b>	<b>1/1</b>	<b>6/7</b>	<b>10/12</b>	<b>2/3</b>	<b>5/7</b>	

2013 ST. LOUIS RAMS										
Game	W/L	Pts	XP/XPA	FG/FGA	1-19	20-29	30-39	40-49	50+	Kick-By-Kick
ARI 9/9	W	13	1/1	4/4	0/0	1/1	2/2	1/1	0/0	36, 25, 38, 48
@ATL 9/15	L	6	3/3	1/1	0/0	1/1	0/0	0/0	0/0	29
@DAL 9/22	L	1	1/1	0/0	0/0	0/0	0/0	0/0	0/0	
SF 9/26	L	3	0/0	1/1	0/0	0/0	0/0	1/1	0/0	40
JAC 10/6	W	10	4/4	2/2	0/0	0/0	2/2	0/0	0/0	32, 37
@HOU 10/13	W	8	5/5	1/1	0/0	0/0	0/0	1/1	0/0	42
@CAR 10/20	L	7	1/1	2/2	0/0	1/1	0/0	1/1	0/0	28, 42
SEA 10/28	L	9	0/0	3/4	0/0	2/2	1/1	0/0	0/1	33, 28, 27, 50WR
TEN 11/3	L	3	3/3	0/1	0/0	0/0	0/0	0/1	0/0	44WR
@IND 11/10	W	8	5/5	1/1	0/0	0/0	1/1	0/0	0/0	32
CHI 11/24	W	10	4/4	2/2	0/0	1/1	0/0	1/1	0/0	29, 40
@SF 12/1	L	7	1/1	2/2	0/0	0/0	1/1	1/1	0/0	43, 34
@ARI 12/8	L	4	1/1	1/1	0/0	0/0	0/0	1/1	0/0	44
NO 12/15	W	9	3/3	2/2	0/0	0/0	2/2	0/0	0/0	31, 35
TB 10/22	W	11	2/2	3/3	0/0	1/1	0/0	1/1	1/1	54, 25, 48
@SEA 10/29	L	3	0/0	1/1	0/0	0/0	1/1	0/0	0/0	36
<b>TOTAL</b>	<b>7-9</b>	<b>112</b>	<b>34/34</b>	<b>26/28</b>	<b>0/0</b>	<b>7/7</b>	<b>10/10</b>	<b>8/9</b>	<b>1/2</b>	

2012 ST. LOUIS RAMS										
Game	W/L	Pts	XP/XPA	FG/FGA	1-19	20-29	30-39	40-49	50+	Kick-By-Kick
@DET 9/9	L	11	2/2	3/3	0/0	1/1	0/0	2/2	0/0	48, 29, 46
WAS 9/16	W	11	2/2	3/3	0/0	0/0	2/2	1/1	0/0	9, 33, 42
@CHI 9/23	L	6	0/0	2/2	0/0	0/0	0/0	1/1	1/1	56, 46
SEA 9/30	W	13	1/1	4/4	0/0	1/1	0/0	1/1	2/2	58, 48, 60, 24
ARI 10/4	W	5	2/2	1/1	0/0	0/0	0/0	0/0	1/1	53
@MIA 10/14	L	6	0/0	2/5	0/0	0/0	1/2	1/1	0/2	48, 32, 52WL, 37WL, 66WL
GB 10/21	L	8	2/2	2/2	0/0	0/0	0/0	1/1	1/1	50, 43
NE 10/28	L	1	1/1	0/0	0/0	0/0	0/0	0/0	0/0	
@SF 11/11	T	6	3/3	1/2	0/0	1/1	0/0	0/0	0/1	27, 58WR
NYJ 11/18	L	1	1/1	0/0	0/0	0/0	0/0	0/0	0/0	
@ARI 11/25	W	7	4/4	1/2	1/1	0/0	0/1	0/0	0/0	35WL, 19
SF 12/2	W	6	0/0	2/3	0/0	0/0	0/0	0/0	2/3	58WR, 53, 54
@BUF 12/9	W	1	1/1	0/0	0/0	0/0	0/0	0/0	0/0	
MIN 12/16	L	2	2/2	0/0	0/0	0/0	0/0	0/0	0/1	57WR
@TB 12/23	W	4	4/4	0/0	0/0	0/0	0/0	0/0	0/0	
@SEA 12/30	L	7	1/1	2/3	0/0	1/1	1/1	0/0	0/1	51WR, 39, 25
<b>TOTAL</b>	<b>7-8-1</b>	<b>95</b>	<b>26/26</b>	<b>23/31</b>	<b>1/1</b>	<b>4/4</b>	<b>4/6</b>	<b>7/7</b>	<b>7/13</b>	