

KONICA MINOLTA

LOS ANGELES RAMS - WASHINGTON REDSKINS
SUNDAY, SEPTEMBER 17, 2017
1:25 P.M. PST
LOS ANGELES MEMORIAL COLISEUM





LOS ANGELES HOSTS WASHINGTON IN SECOND-STRAIGHT HOME GAME



2017 SCHEDULE

| REGULAR SEASON (1-0) | | | |
|----------------------|--------------------------------|------------|---------|
| Sept. 10 | Indianapolis Colts | 1:05 p.m. | W, 46-9 |
| Sept. 17 | Washington Redskins | 1:25 p.m. | FOX |
| Sept. 21 | at San Francisco 49ers (Thur.) | 5:25 p.m. | NFLN |
| Oct. 1 | at Dallas Cowboys | 10:00 a.m. | FOX |
| Oct. 8 | Seattle Seahawks | 1:05 p.m. | CBS |
| Oct. 15 | at Jacksonville Jaguars | 1:05 p.m. | FOX |
| Oct. 22 | Arizona Cardinals (London) | 10:00 a.m. | FOX |
| BYE WEEK | | | |
| Nov. 5 | at New York Giants | 10:00 a.m. | FOX |
| Nov. 12 | Houston Texans | 1:05 p.m. | CBS |
| Nov. 19 | at Minnesota Vikings | 10:00 a.m. | FOX |
| Nov. 26 | New Orleans Saints | 1:05 p.m. | FOX |
| Dec. 3 | at Arizona Cardinals | 1:25 p.m. | FOX |
| Dec. 10 | Philadelphia Eagles | 1:25 p.m. | FOX |
| Dec. 17 | at Seattle Seahawks | 1:05 p.m. | FOX |
| Dec. 24 | at Tennessee Titans | 10:00 a.m. | FOX |
| Dec. 31 | San Francisco 49ers | 1:25 p.m. | FOX |

(All times listed are PST)
For information about tickets, please visit www.therams.com/tickets

RAMS COMMUNICATIONS

Visit the Rams Media Information Portal for weekly releases, media guide, access to the Rams media credential system, and other pertinent media information at www.TheRams.com/MediaInfo

MEET OUR STAFF

ARTIS TWYMAN
ATwyman@Rams.NFL.com

JULIA FARON
JFaron@Rams.NFL.com

TIFFANY WHITE
TWhite@Rams.NFL.com

TRAVIS LANGER
TLanger@Rams.NFL.com

JOANNA HUNTER
JHunter@Rams.NFL.com



FINAL 2016 NFC WEST STANDINGS

| Team | W | L | T | Pct. | PF | PA | Conf. | Div. |
|---------------|---|---|---|------|----|----|-------|------|
| Los Angeles | 1 | 0 | 0 | 1.00 | 46 | 9 | 0-0 | 0-0 |
| Arizona | 0 | 1 | 0 | .000 | 23 | 35 | 0-1 | 0-0 |
| San Francisco | 0 | 1 | 0 | .000 | 3 | 23 | 0-1 | 0-0 |
| Seattle | 0 | 1 | 0 | .000 | 9 | 17 | 0-1 | 0-0 |

McVAY HOSTS FORMER TEAM



WRs Cooper Kupp and Robert Woods

Los Angeles, Calif. - The Los Angeles Rams (1-0) host the Washington Redskins (0-1) in a Week 2 contest at the Los Angeles Memorial Coliseum.

Rams Head Coach Sean McVay will host his former team, looking for his second-straight win as a head coach after a dominating 46-9 win in his head coaching debut.

The Rams defensive unit was firing on all cylinders, as it scored 16 points, by way of two interceptions returned for touchdowns and one safety. Additionally, L.A. did not allow Indianapolis to convert a single third down (0-10) and held the Colts to only 10 total first downs in the contest, both are bests amongst the 30 teams that played in Week 1.

QB Jared Goff enjoyed a career day, completing 21-of-29 passing attempts for a career-best 306 yards and one touchdown, finishing with a career-high 117.9 QB rating. Goff completed passes to eight different receivers and the Rams top-four pass catchers all finished with over 50 yards receiving.

The Rams special teams units didn't allow the Colts to gain one single yard on five punts and nine kickoffs. K Greg Zuerlein went three-for-three on field goal attempts and booted nine touchbacks. P Johnny Hekker punted the ball five times, all of which landed inside Indianapolis' 20-yard line.

The Redskins fell to the Philadelphia Eagles by a score of 30-17 in Washington's home opener. Redskins QB Kirk Cousins completed 23-of-40 passing attempts for 240 yards with one touchdown and one interception with a 72.9 QB rating.

RAMS BROADCAST INFORMATION



TELEVISION: FOX Sports
Play-By-Play: Thom Brennaman
Color Analyst: Chris Spielman
Sideline Reporters: Peter Schrager



ENGLISH RADIO: ESPN 710 AM, 100.3, The Sound FM
Play-By-Play: J.B. Long
Color Analyst: Maurice Jones-Drew
Sideline Reporter: D'Marco Farr



SPANISH RADIO: ESPN Deportes, 1330 AM
Play-By-Play: Troy Santiago
Color Analyst: Ricardo Lopez

RAMdom FACT

The Los Angeles Rams defense is the only unit in the league that did not allow one single third-down conversion in Week 1 (0.0 percent). The Carolina Panthers gave up two third-down conversions on 11 third downs (18.2 percent).

RAMS - REDSKINS WEEK 2

RAMS PERFORMANCES AGAINST THE REDSKINS

| | | | | | |
|-------------------|------|------------------|-----------------|----------------------|---------------|
| OLB Connor Barwin | 8 GP | 24 total tackles | 12 solo tackles | 1.0 sack | 8 yards lost |
| OLB Robert Quinn | 4 GP | 12 total tackles | 8 solo tackles | 2.5 sacks | 21 yards lost |
| DT Aaron Donald | 2 GP | 9 total tackles | 5 solo tackles | 1.5 sacks | 12 yards lost |
| WR Sammy Watkins | 1 GP | 5 receptions | 111 yards | 22.2 yards/reception | 2 touchdowns |

RAMS-REDSKINS CONNECTIONS

Coaching Connections

- Rams Head Coach **Sean McVay** spent the past seven seasons as a member on the Redskins offensive coaching staff. McVay was the Redskins Offensive Coordinator under current Redskins Head Coach **Jay Gruden** from 2014-2016. In 2016, the Redskins offense set a franchise record with 6,554 total net yards.
- Los Angeles assistant coach **Joe Barry** was defensive coordinator in Washington under **Jay Gruden** from 2015-16.
- Rams secondary coach **Aubrey Pleasant** held the same role with the Redskins from 2013-16.
- Los Angeles assistant offensive line coach **Andy Dickerson** coached alongside Washington Offensive Coordinator **Matt Cavanaugh** with the New York Jets in 2011.
- Rams assistant offensive line coach **Andy Dickerson** was on the same New York Jets staff as Redskins special teams coordinator **Ben Kotwica** from 2007-08. Dickerson rejoined the Jets in 2011, while Kotwica was still a special teams assistant.
- Rams running backs coach **Skip Peete** shared the sideline with Washington's **Matt Cavanaugh** in Chicago during 2013 and 2014.
- Los Angeles defensive coordinator **Wade Phillips** helped develop Washington defensive coordinator **Greg Manusky** in San Diego from 2004-06. Manusky served as the Chargers linebackers coach under Phillips' watch.
- Rams Head Coach **Sean McVay** and Redskins Head Strength and Conditioning coach **Chad Englehart** were both members of the Florida Tuskers in 2009. McVay was the Tuskers' tight ends coach while Englehart held the same role. Redskins wide receivers coach **Ike Hilliard** was also a member of the 2009 Tuskers as a volunteer coach.
- Rams assistant head coach & linebackers coach **Joe Barry** coached alongside Redskins outside linebackers coach **Chad Grimm** in San Diego from 2013-14.
- Rams running backs coach **Skip Peete** coached Redskins running backs coach **Randy Jordan** in Oakland from 1998-02.
- Los Angeles tight ends coach **Shane Waldron** coached while Washington quarterbacks coach **Kevin O'Connell** played quarterback in New England from 2008-09.
- Redskins quarterbacks coach **Kevin O'Connell** was on the roster as quarterback in San Diego while Rams assistant head coach & linebackers coach **Joe Barry** lead the Chargers linebackers in 2012.
- Rams quarterback coach **Greg Olson** mentored Redskins offensive quality control coach **Chris O'Hara** in Jacksonville for the 2015-16 season.
- Redskins inside linebackers coach **Kirk Olivadotti** coached Rams linebacker **Alec Ogletree** at Georgia during the 2011-12 seasons.
- Rams defensive coordinator **Wade Phillips** and running backs coach **Skip Peete** coached in Dallas with Redskins tight ends coach **Wes Phillips** from 2007-10. **Wes Phillips** is Wade's son.
- Rams safeties coach **Ejiro Evero** coached alongside Redskins defensive line coach **Jim Tomsula** for the 49ers from 2011-14. Tom Tomsula was named head coach of the 49ers in 2015 and moved Evero from offensive assistant to defensive assistant.

Additional Former Redskins:

- Rams Offensive Coordinator **Matt LaFleur** was the Redskins quarterbacks coach from 2010-13.
- Rams Assistant Head Coach/Linebackers **Joe Barry** was the Redskins defensive coordinator from 2015-16.
- Rams Cornerbacks Coach **Aubrey Pleasant** was an offensive assistant with the Redskins in 2013 and then assumed the role of assistant defensive backs coach from 2014-16.
- Rams Tight Ends Coach **Shane Waldron** was an offensive quality control coach with the Redskins in 2016.
- Rams TE **Derek Carrier** played with the Redskins from 2015-16.
- Rams C **John Sullivan** played with the Redskins in 2016.

Former Rams:

- Redskins WR **Brian Quick** played with the Rams from 2012-17.

College Connections:

- Rams WR **Sammy Watkins** will go head-to-head with his former Clemson teammate CB **Bashaud Breeland** of the Redskins.
- Los Angeles OLB **Robert Quinn** and Washington LB **Zach Brown** anchored the Tar Heels defense during the 2008 and 2009 seasons.
- Rams WR **Josh Reynolds** and Redskins S **Everett Deshaazor** competed against each other in practice at Texas A&M in 2014.
- Rams RB **Todd Gurley** and Redskins RB **Keith Marshall** were a two-headed monster in the Georgia Bulldogs' backfield from 2012-2014.
- Rams rookie DT **Tanzel Smart** was teammates with Redskins LB **Ryan Grant** and RB **Rob Kelley** at Tulane for the 2013 Green Wave squad.
- Los Angeles DB **Blake Countess** and OLB **Cassanova McKinzy** played at Auburn with Washington CB **Joshua Holsey** back in 2015.
- Rams S **Lamarcus Joyner** played collegiately at Florida State with Redskins K **Dustin Hopkins** and RB **Chris Thompson** from 2010-2012.
- Los Angeles CB **Kayvon Webster** and Washington DL **Terrell McClain** played together on the defensive side of the ball for USF in 2009-2010.
- Rams QB **Jared Goff** competed against Redskins S **Stefan McClure** in practice at Cal from 2013-2015.
- Los Angeles LS **Jake McQuaide** was teammates with Washington WR **Terrelle Pryor Sr.** at Ohio State in 2008-2009.
- Rams C **Austin Blythe** and T **Andrew Donnal** paved the way along with Redskins G **Brandon Scherff** for the Iowa Hawkeyes from 2012-2014.
- Los Angeles QB **Brandon Allen** was teammates with Washington TE **Jeremy Sprinkle** and LB **Martell Spaight** at Arkansas from 2014 through 2015.


LAST TIME AGAINST THE REDSKINS

The Rams and Redskins last played each other on Sept. 20, 2015 in Washington, a 24-10 Redskins win.

There are 22 Rams on the current roster that were members of the team in the 2015 Week 2 contest, including eight projected starters.

WR Tavon Austin led the team in rushing, recording four carries for 40 yards and also caught one pass for six yards.

In his second season as offensive coordinator, first season calling the plays for Washington, Sean McVay orchestrated a game plan in which Redskins QB Kirk Cousins completed 23-of-27 passing attempts for 203 yards and one touchdown. Cousins finished the contest with a 110.3 QB Rating.



OLB Robert Quinn

RAMS - REDSKINS SERIES HISTORY


| | |
|---------------------------------|----------------------------|
| Record vs. Redskins | Redskins, 25-13-1 |
| Series points | Redskins 904, Rams 719 |
| Last regular season game | Redskins, 24-10, 9/20/2015 |
| Rams largest winning margin | 41-13, 12/05/1948 |
| Redskins largest winning margin | 37-13, 9/25/1938 |
| Current series streak | Redskins, one game |
| Rams longest win streak | Two games, three times |
| Redskins longest win streak | Five games, 1937-1948 |
| Most points, Rams | 53, 53-27, 12/11/1949 |
| Most points, Redskins | 42, 42-20, 11/20/1983 |
| Most points, both teams | 80, Rams 53-27, 12/11/1949 |
| Fewest points, Rams | 6, 12/1/1991 |
| Fewest points, Redskins | 0, 12/7/2014 |
| Fewest points, both teams | 16 - L, 9-7, 9/20/2009 |

NERDS' NEST NOTES

Each week the Los Angeles Rams Analytics Department, also known as the 'Nerd's Nest', will provide an interesting, in-depth statistic.

Heading into Week 1 of the 2017 campaign the Rams have not only the youngest head coach in modern NFL history, they also have the league's second-youngest roster with an average age of 25.7, trailing only the Cleveland Browns.

A season ago, the Rams went into Week 1 as the youngest team in the NFL with an average age of 25.60 years old. The Browns were the league's second-youngest team last season with an average age of 25.62.



S John Johnson III is the youngest Ram, he will turn 22 in December

Youngest NFL Teams as of Week 1 2017

| Team | Average Age |
|-------------------------|-------------|
| Cleveland Browns | 24.7 |
| Los Angeles Rams | 25.7 |
| Cincinnati Bengals | 26.0 |
| Jacksonville Jaguars | 26.1 |
| Indianapolis Colts | 26.1 |



RAMS - REDSKINS WEEK 2

TALE OF THE TAPE

| Rams | 2017 Statistics | Redskins |
|-------------------|-----------------------------------|-------------------|
| (NFL Rank) | | (NFL Rank) |
| 46.0 (1) | Points Per Game | 17.0 (t20) |
| 373.0 (5) | Total Offense | 264.0 (21) |
| 63.0 (22) | Rush Offense | 64.0 (t19) |
| 310.0 (3) | Pass Offense | 200.0 (16) |
| 34:25 (2) | Time Of Possession Average | 25:44 (27) |
| 9.0 (t5) | Opponent Points Per Game | 30.0 (24) |
| 225.0 (t5) | Total Defense | 356.0 (20) |
| 75.0 (14) | Rush Defense | 58.0 (7) |
| 150.0 (6) | Pass Defense | 298.0 (26) |
| 4.0/29(t4) | Sacks Made/Yards | 2.0/9 (t14) |
| 2 (t3) | Interceptions | 1 (t5) |
| +2 (t4) | Turnover Differential | -2 (t26) |
| 5.0 (t16) | Punt Return Average | 1.5 (22) |
| 24.0 (t6) | Kickoff Return Average | 19.3 (15) |
| 5 (1) | Punts Inside the 20 | 2 (t7) |
| 100.0 (t1) | Field Goal Percentage | 100.0 (t1) |

BY THE NUMBERS

4
The Rams had **4** receivers with 50+ yards against the Colts: WR Cooper Kupp (76), WR Sammy Watkins (58), RB Todd Gurley (56) and WR Robert Woods (53). The last time the Rams had four receivers all with 50+ receiving yards in one game was on September 21, 2014 against the Cowboys with TE Jared Cook (75), WR Kenny Britt (69), Brian Quick (62) and Zac Stacy (54).

46
The Rams scored **46** points in Head Coach Sean McVay's debut. The 46 points was the most points a Rams team has ever scored in a head coaches debut in the Super Bowl era and the second most all-time. Rams Head Coach Bob Snyder's team scored 48 points in their season opener in 1947.

117.9
QB Jared Goff had a quarterback rating of **117.9** in the Rams kick-off weekend victory over the Colts. Goff's passer rating was the highest of any Rams QB's in the opening game of a season since 1973, when QB John Hadl went 8-for-10 with two touchdowns and posted a 147.5 passer rating in a win against the Kansas City Chiefs.

RAMS 2017 SEASON LEADERS

| | | | | | |
|------------------------|------------------|--------------|-----------------|-------------|---------------|
| Passing | Comp/Att. | Yards | TDs | INTs | Rtg. |
| Jared Goff | 21/29 | 306 | 1 | 0 | 117.9 |
| Rushing | Att. | Yards | Avg. | Long | TDs |
| Todd Gurley | 19 | 40 | 2.1 | 12 | 1 |
| Receptions | Rec. | Yards | Avg. | Long | TDs |
| Sammy Watkins | 5 | 58 | 11.6 | 24 | 0 |
| Todd Gurley | 5 | 56 | 11.2 | 23 | 0 |
| Receiving Yards | Yards | Rec. | Avg. | Long | TDs |
| Cooper Kupp | 76 | 4 | 19.0 | 28 | 1 |
| Tackles | Total | Solo | Asst. | | |
| Michael Brockers | 6 | 3 | 3 | | |
| Sacks | No. | Yards | | | |
| Matt Longacre | 1.0 | 9.0 | | | |
| Robert Quinn | 1.0 | 7.0 | | | |
| Tyrunn Walker | 1.0 | 7.0 | | | |
| Ethan Westbrooks | 1.0 | 6.0 | | | |
| Interceptions | No. | Yards | Avg. | Long | TD |
| Trumaine Johnson | 1 | 39 | 39.0 | 39t | 1 |
| Lamaricus Joyner | 1 | 29 | 29.0 | 29t | 1 |
| Punting | No./Yards | Avg. | Net Avg. | In20 | Long |
| Johnny Hekker | 5/218 | 43.6 | 43.6 | 5 | 47 |
| Kicking | FGM | FGA | FG Pct. | Long | Points |
| Greg Zuerlein | 3 | 3 | 100.0% | 50 | 14 |
| Punt Returns | Ret/FC | Yards | Avg. | Long | TDs |
| Tavon Austin | 3/0 | 15 | 5.0 | 8 | 0 |
| Kickoff Returns | Ret. | Yards | Avg. | Long | TDs |
| Pharoh Cooper | 1 | 35 | 35.0 | 35 | 0 |

REDSKINS 2017 SEASON LEADERS

| | | | | | |
|------------------------|------------------|--------------|-----------------|-------------|---------------|
| Passing | Comp/Att. | Yards | TDs | INTs | Rtg. |
| Kirk Cousins | 23/40 | 240 | 1 | 1 | 72.9 |
| Rushing | Att. | Yards | Avg. | Long | TDs |
| Robert Kelley | 10 | 30 | 3.0 | 6 | 0 |
| Receptions | Rec. | Yards | Avg. | Long | TDs |
| Terrelle Pryor | 6 | 66 | 11.0 | 28 | 0 |
| Receiving Yards | Yards | Rec. | Avg. | Long | TDs |
| Terrelle Pryor | 66 | 6 | 11.0 | 28 | 0 |
| Tackles | Total | Solo | Asst. | | |
| Zach Brown | 12 | 7 | 5 | | |
| Sacks | No. | Yards | | | |
| Preston Smith | 1.0 | 2.0 | | | |
| Interceptions | No. | Yards | Avg. | Long | TD |
| Ryan Kerrigan | 1 | 24 | 24.0 | 24t | 1 |
| Punting | No./Yards | Avg. | Net Avg. | In20 | Long |
| Tress Way | 4/162 | 40.5 | 40.5 | 2 | 50 |
| Kicking | FGM | FGA | FG Pct. | Long | Points |
| Dustin Hopkins | 1 | 1 | 100.0% | 33 | 5 |
| Punt Returns | Ret/FC | Yards | Avg. | Long | TDs |
| Jamison Crowder | 2/1 | 3 | 1.5 | 3 | 0 |
| Kickoff Returns | Ret. | Yards | Avg. | Long | TDs |
| Bashaud Breeland | 3 | 59 | 19.7 | 24 | 0 |

LOS ANGELES MEMORIAL COLISEUM FAN INFORMATION

Arrive Early: Pregame festivities will celebrate Hispanic Heritage Month and the 2028 Olympics. Fans should be in their seats 20 minutes before kickoff for team introductions, the National Anthem and Torch Lighting.

Parking: Limited parking is available in USC Campus lots on a first-come, first-served basis for \$50.

Metro: Due to limited parking, fans are encouraged to take Metro to the game. Fans may buy TAP Cards inside the Coliseum at Gate 21, in addition to Expo Lawn.

Clear Bag: The NFL's Clear Bag Policy is in effect and any bags brought to the game must be compliant. Visit NFL.com/allclear for more information.

Water: Guests may bring into the Coliseum two factory sealed bottles of water or an empty bottle to fill at water refill stations located on Street Level outside restrooms near Tunnel 4 and Tunnel 28. Additionally, free cups of water will be available at concession stands.

Visit therams.com/gameday for more information.

New this season:

- There are two new video boards to enhance gameday entertainment and information.

- Evolved concessions including increasing core items such as hot dogs, sausage, nachos and pretzels and each quadrant of the stadium will now have a location selling a \$10 beer and a \$3 water.

- New, unique food and beverage experiences on the East and West sides of the stadium including, to the East, Craft Beers from Southern to Northern California, food trucks, Corona Beach House and new Rams Party Zone; and to the West, new food options such as BBQ, Hawaiian, loaded fries and frozen cocktails, along with shade and seating.

- Seat cushions may now be carried into the Los Angeles Memorial Coliseum as long as they are clear WITHOUT pockets, zippers, compartments, or covers.

Tickets for Los Angeles Rams games, including 7-game season ticket packages and single-game tickets are available at www.therams.com/tickets



COACHES' CORNER



On January 12, 2017, Los Angeles Rams Owner/Chairman E. Stanley Kroenke named Sean McVay the 23rd full-time head coach in franchise history. McVay became the youngest coach in modern NFL history.

McVay completed his third season as the Redskins' offensive coordinator in 2016 after initially being promoted to the position on January 15, 2014. Prior to his promotion during the 2014 offseason, McVay spent three seasons as the team's tight ends coach and one as an offensive assistant.

The 2016 Redskins' offensive unit broke many franchise records and ranked in the top three in a number of statistical categories. The Washington offense became the first unit in franchise history to average over 400 yards per game (403.4) and notched a franchise record 6,545 total net yards.

Quarterback Kirk Cousins finished the year with single-season team records in completions (406) and passing yards (4,917) and matched his team record for 300-yard passing games (seven). His 4,917 passing yards ranked third in the NFL in 2016 and are the 15th-most in a season in NFL history. Cousins closed out the season ranked second in the NFL in passing yards per game (297.4), passing yards per play (7.84) and yards per play (6.4), in addition to being the league's third ranked offensive team, averaging 403.4 yards per game.

From 2015-16, Cousins threw for 9,083 yards, the fourth highest output by a quarterback trailing only Drew Brees (10,078), Matt Ryan (9,535) and Philip Rivers (9,178).

The Redskins offense had eight players finish the season with at least 500 yards from scrimmage (DeSean Jackson, Pierre Garçon, Jamison Crowder, Rob Kelley, Chris Thompson, Jordan Reed, Vernon Davis and Matt Jones), tying the 2011 New Orleans Saints for the most in a single season in NFL history.

McVay's group posted a breakout campaign in his second year as offensive coordinator in 2015, including record-setting performances by quarterback Kirk Cousins and tight end Jordan Reed. McVay's scheme and tutelage helped Cousins break Redskins records for attempts (543), completions (379), passing yards (4,166) and 300-yard passing games (seven) in a single season. Reed has been a direct beneficiary of McVay's work, spending 2013 as a member of his unit during McVay's time as tight ends coach and being a focal point of the offense in 2015, as Reed recorded 87 receptions for 952 yards (both team records for a tight end) with 11 receiving touchdowns (one shy of the team record) in 2015.

Collectively, McVay's 2015 offense recorded top-10 rankings in third down percentage (43.5, fifth in the NFL), red zone scoring percentage (61.2, eighth), yards per play (5.6, 10th) and points per game (24.3, 10th). The Redskins also led the NFL with a team-record 69.5 completion percentage in 2015, leading the league in the category for the 11th time in team history and the first time since 1970.

In his first season as offensive coordinator in 2014, McVay helped the offense to a Top 10 league ranking in yards per play (5.7) despite starting three different quarterbacks. His work with the three passers was instrumental in setting a team record for completion percentage (66.5 percent, later broken in 2015) and helping facilitate the explosive debut season of wide receiver DeSean Jackson. Jackson averaged a league-best 20.9 yards per reception and became only the fourth player in team history to lead the NFL in that category.

In 2013, McVay played a crucial role in Reed's development, as the then-rookie compiled 45 receptions for 499 yards – both Redskins' single-season rookie tight end records – despite Reed playing in only nine games. Under McVay's tutelage, Reed joined Chris Cooley (2004) as the only Redskins tight ends named to the PFWA All-Rookie Team. In addition, McVay helped tight end Logan Paulsen from an undrafted free agent into a 30-game starter from 2010-13, with Paulsen increasing his reception total each season.

During Washington's NFC East championship season in 2012, McVay's unit was productive despite losing starting tight end Fred Davis to a torn Achilles tendon in Week 7. Davis had led the team in both receptions (24) and receiving yards (325) through seven games before being placed on the Reserve/Injured list. McVay guided a unit that provided reliable receiving options on top of contributing significantly as blockers to the Redskins' league-leading 2,709 rushing yards.

In 2011, McVay played an integral role in Davis' emergence, as the then fourth-year tight end surpassed his previous career highs despite playing in only 12 games. Davis caught 59 passes for 796 yards, the second-highest total on the team in both categories. Before missing the final four games of the season, Davis was on pace to set a franchise record in receiving yards by a tight end and was on pace to post the first 1,000-yard receiving season by a tight end in Redskins' history.

McVay served as an offensive assistant to the Redskins in 2010 in addition to working with the tight ends during the final four weeks of the season following coach Jon Embree's departure. The Redskins offense ranked eighth in the NFL in passing yards per game (244.6) and tight end Chris Cooley ranked second among NFL tight ends in receptions (77) and third in receiving yards (849). The offensive unit also set a franchise record for completions in a season (349), and registered a touchdown pass in 15 consecutive games for the first time in team history. The Redskins' offense led the NFL with nine completions of at least 50 yards, including one in four consecutive games for the first time since 1987.

McVay joined the Redskins prior to the 2010 season after an undefeated regular season with the Florida Tuskers of the United Football League (UFL). The Tuskers finished a perfect 6-0 before losing in the UFL's inaugural championship game. McVay originally entered the National Football League as an offensive assistant with the Tampa Bay Buccaneers in 2008.

McVay graduated from Miami University (Ohio) where he played wide receiver from 2004-07, earning Miami's Scholar-Athlete Award in 2007. His grandfather, John, served in various roles – including vice president/director of football operations from 1983-94 – for the San Francisco 49ers from 1979-95, overseeing five Super Bowl championship squads and earning induction into the 49ers Hall of Fame in 2013.

Jay Gruden enters his fourth season with the Washington Redskins in 2017 after being named the 29th head coach in franchise history on January 9, 2014.



Previously a decorated quarterback in the college and Arena Football League ranks and a successful NFL assistant, Gruden has showcased his offensive acumen honed from his diverse football background throughout his tenure with the Redskins.

In 2016, Gruden guided the Redskins to an 8-7-1 record, giving the franchise back-to-back winning seasons for the first time since 1996-97. The team was led by Gruden's record-shattering offense, which posted team records in total net yards (6,545), net passing yards (4,758) and yards per play (6.40), ranking in the Top 3 in the NFL in all three categories.

Gruden's offense – once called "easily one of the three or four best designed offenses in the NFL" by Andy Benoit of The MMQB – was more than just historically efficient and explosive that season. The distribution of the offensive contributions allowed eight Redskins players (DeSean Jackson, Pierre Garçon, Jamison Crowder, Rob Kelley, Chris Thompson, Jordan Reed, Vernon Davis and Matt Jones) to finish the season with at least 500 yards from scrimmage, tying the 2011 New Orleans Saints for the most in a single season in NFL history.

A year earlier, Gruden led the Redskins to an NFC East Championship in 2015, posting a 9-7 record to complete the second "worst-to-first" turnaround in team history. Gruden became the sixth coach in team history to lead the Redskins to a playoff berth within the first two years at the helm, joining Ray Flaherty, Dutch Bergman, Dudley DeGroot, George Allen and Joe Gibbs.

Under Gruden's guidance, the 2015 Redskins featured what was at the time the most prolific passing attack in franchise history. Quarterback Kirk Cousins, named the starter in the middle of the preseason, set then-single-season team records for attempts (543), completions (379), passing yards (4,166) and 300-yard passing games (seven) while throwing 29 touchdown passes, including at least one in all 16 games. Cousins' success coincided with the emergence of tight end Jordan Reed, who finished the season with 87 receptions for 952 yards (both team records for a tight end) with 11 receiving touchdowns.

Gruden assumed control of the Redskins in 2014 and guided the team through a campaign in which three different quarterbacks (Robert Griffin III, Kirk Cousins and Colt McCoy) recorded victories as starters. He installed an offensive system that produced two Pro Bowlers in his first season (tackle Trent Williams and running back Alfred Morris).

Excluding interim coaches, Gruden, 46 at the time of his hiring, became the team's youngest head coaching hire since hiring eventual Pro Football Hall of Famer Joe Gibbs at 40 years of age in 1981. He became the first Redskins head coach hired directly from an offensive coordinator role on another team since Norv Turner in 1994.

Before joining the Redskins, Gruden spent his previous three seasons as offensive coordinator for the Cincinnati Bengals. In his tenure in Cincinnati, the Bengals averaged 10 wins a season, making three consecutive playoff appearances and earning an AFC North championship in 2013. Members of the Bengals' offense accounted for seven Pro Bowl selections in his three seasons in Cincinnati.

Gruden was tasked with the development of quarterback Andy Dalton, a 2011 second-round pick. In three seasons together, Gruden helped Dalton to a 30-18 regular season record as a starter (.625), as Dalton's 30 wins in that time frame ranked tied for fifth-most among NFL quarterbacks. Dalton's 80 passing touchdowns ranked third-most in NFL history for a quarterback in his first three seasons, trailing only Dan Marino (98) and Peyton Manning (85).

Prior to joining the Bengals, Gruden served two years with the Florida Tuskers of the United Football League from 2009-10. In 2009, Gruden served as offensive coordinator as the Tuskers compiled a 6-0 regular season record and earned a UFL championship game berth. In 2010, he assumed the roles of head coach and general manager and led the Tuskers to their second consecutive championship game appearance.

Gruden coached for seven seasons (2002-08) with the Tampa Bay Buccaneers, earning a Super Bowl championship ring as an offensive assistant in 2002. There he worked under his brother, Jon (then the Bucs' head coach), and current Redskins President Bruce Allen (the Bucs' general manager from 2004-08). Gruden helped guide the Buccaneers to the team's first championship, a 48-21 victory in Super Bowl XXXVII.

Gruden also ranks among the most outstanding players and coaches in the history of the Arena Football League, having won six combined league championships – four as a quarterback and two as a head coach. Gruden played quarterback (2002-03) and served as head coach (2004-08) of the AFL's Orlando Predators while simultaneously working as an offensive assistant with the Buccaneers. In all, Gruden served as head coach of the Predators for nine seasons (1998-2001 and 2004-08), leading the Predators to four championship game appearances and two league titles as a coach. During a two-year hiatus from coaching the Predators in 2002-03, he returned to the playing field as Orlando's quarterback, leading the Predators to playoff appearances in both seasons.

In his eight seasons as a player in the AFL, Gruden completed 1,673-of-2,775 passes (60.3 percent) for 21,578 yards with 398 touchdowns and 99 interceptions. In addition to his time with Orlando, he spent six seasons (1991-96) at quarterback for the Tampa Bay Storm, winning four AFL titles and being named MVP of ArenaBowl VII in 1993. He was also named the 1992 AFL Most Valuable Player and was honored with induction into the AFL Hall of Fame in 1999.

Gruden played quarterback for four seasons for former Redskins draft pick Howard Schnellenberger at the University of Louisville (1985-88) and was a two-time team MVP.

Gruden was born March 4, 1967, in Tiffin, Ohio. He and his wife, Sherry, have three sons – J.J., Joey and Jack – and a grandson, Trey.



2017 LOS ANGELES RAMS PROJECTED STARTERS

OFFENSE

WR Tavon Austin – Recorded two rushes for 11 yards, one reception for seven yards, three punt returns for 15 yards and one kickoff return for 13 yards in the Rams 2017 season opener. Ranked second on the team in receptions (58), and third in receiving yards with 509, establishing a career-high. As a returner in 2016, fielded 44 punts for 364 yards in 2016.

TE Tyler Higbee – Started Week 1 contest against Colts, recorded two receptions for 17 yards. Played in all 16 games during the 2016 season with seven starts. Caught 11 passes for 85 yards and one touchdown.

LT Andrew Whitworth – Protected QB Jared Goff's blind side in Goff's first career win and best day as a professional. Provided time for Goff to throw for a career-high 306 yards in a Week 1 46-9 win over the Indianapolis Colts.

LG Rodger Saffold – Seventh-year pro has started 81-of-84 career games played, including 15 during the 2016 campaign. Has started at four different positions in 84 career games - 38 at LT, 25 at LG, 13 at RG, and five at RT.

C John Sullivan – Earned first start with the Rams in a Week 1 win over Indianapolis. Started 95-of-123 career games played, all at the center position. Provided a pocket for QB Jared Goff to throw for a career-best 306 yards in the 2017 season opener.

RG Jamon Brown – A third-round selection (No. 72 overall) by the Rams in the 2015 NFL Draft. Started 21-of-15 career games played, primarily at RG, including the 2017 Week 1 win over the Colts. Appeared in 11 games with five starts during the 2016 season.

RT Rob Havenstein – Third-year pro, started all 29 career games played, has committed only five penalties in 29 games. A second-round selection (No. 57 overall) by the Rams in the 2015 NFL Draft. Battled back from an injury during the 2016 offseason. Started the Rams' first 15 games during the 2016 season before sitting out Week 17 due to injury.

WR Sammy Watkins – Acquired by the Rams via a trade that sent CB E.J. Gaines and a second-round pick to the Buffalo Bills for Watkins and a sixth-round selection. Recorded five receptions (tied for a team-high) for 58 yards. Watkins has averaged 15.9 yards per reception since entering the league in 2014.

WR Robert Woods – Recorded three receptions for 53 yards in Rams debut. Joined the team as one of the first free agent signings under Head Coach Sean McVay. The USC product has played in 57 games with 48 starts in four seasons with the Bills. Recorded 613 yards on 51 receptions (12.0 yards/rec.) with one touchdown during the 2016 campaign.

QB Jared Goff – In 2017 Week 1 contest, threw for a career-high 306 yards, while completing 21-of-29 passing attempts with one touchdown. Completed 112-of-205 passing attempts for 1,089 yards with five touchdowns and seven interceptions in seven games as a rookie.

RB Todd Gurley II – Accounted for 96 all-purpose yards in a Week 1 over the Colts, including 40 yards rushing (19 carries) and 56-yards receiving (five receptions). Carried the ball 278 times for 885 yards with six touchdowns a season ago. Caught 43 passes for 327 yards during the 2016 campaign.

KEY CONTRIBUTORS

WR Cooper Kupp – Led the team in receiving yards in his professional debut, recording 76 yards and a touchdown on four receptions (19.0 yards/reception). Was a consensus FCS All-American for four straight seasons, earning first team All-America honors on all eight 2016 teams announced. Kupp established 15 FCS, 11 Big Sky and 26 EWU records in his 52-game Eastern career.

WR Pharaoh Cooper – Returned one kick for 35 yards in 2017 season opener. Played in 10 games, started three in 2016 as a rookie. Hauled in 14 passes for 106 yards and also returned five punts and amassed 323 kickoff return yards.

TE Gerald Everett – Earned first-career start in first career game as a pro, finished the contest with one catch for a team-long 39 yards. Selected in the second round (No. 44 overall) of the 2017 NFL Draft as the first draft pick under Head Coach Sean McVay. As a senior at South Alabama, tied for the team lead with 49 receptions, and was second on the squad with 717 yards receiving and four touchdown catches.

DEFENSE

DE Ethan Westbrooks – Third-year pro earned third-career start in 2017 season opener, recorded fifth-career sack in the game. Finished the 2016 season with 46 tackles (26 solo), 27 quarterback pressures, 14 quarterback hits, two passes defended and 2.0 sacks. Signed a contract extension following the 2017 Week 1 contest.

NT Michael Brockers – Recorded his 75th career start and led the team with six tackles. The fifth-year pro started 75-of-76 career games played. Recorded 58 total tackles, seven quarterback pressures and five quarterback hits in 2016.

DT Aaron Donald – Three-time Pro Bowler has started 44-of-48 games played, including 16 during the 2016 season. Led the team in 2016 in sacks (8.0), QB pressures (53), and QB hits (26).

OLB Robert Quinn – Was one-of-four Rams to collect a sack in Week 1 win over the Colts. 55.0 career sacks in 81 games played and 63-career starts. Named to the Pro Bowl twice (2014, 2015). Registered a strip-sack in two consecutive games (vs. SEA, at TB), leads the league in forced fumbles since the start of the 2012 season with 18.

OLB Connor Barwin – Nine-year vet has started in 97-of-114 games, including five postseason matchups. In first game as a Ram, recorded one assisted tackle. Collected 341 tackles (238 solo), 50.5 sacks, and one interception. Spent his first four seasons as a member of the Houston Texans, after spending his last four years in Philadelphia. The 2015 Pro Bowler tallied 20-career postseason tackles (13 solo) and two passes defended.

LB Alec Ogletree – Recorded five total tackles in 2017 season opener. Led Los Angeles in tackles with 171, including 132 solo stops. Posted 16 PDs, two interceptions, one forced fumble, and one fumble recovery during the 2016 season.

LB Mark Barron – Sixth-year pro out of Alabama started 68-of-79 career games played. Tallied three total tackles in Week 1 win over Indianapolis. Finished second on the Rams with 147 total tackles in 2016. Transitioned for a pure safety to a hybrid linebacker role, before settling in as a true linebacker under Defensive Coordinator Wade Phillips' 3-4 defense.

LCB Trumaine Johnson – Fifth-year pro started 48-of-70 career games played. Tallied first INT of the season and returned it 39 yards for a touchdown in the first pass attempted against the Rams defense in the 2017 season opener. Totaled 58 tackles on the season and intercepted Arizona QB Carson Palmer for his lone INT of the 2016 season, added 13 PDs the second-highest total on the team a season ago.

RCB Kayvon Webster – Fifth-year cornerback is in his first season with the Rams after signing as a free agent. Started 2017 season opener and tallied two tackles in first start as a Ram. Played in 54 career games with two starts in his career as well as appearing in seven postseason contests. Reunites with Defensive Coordinator Wade Phillips, the duo won Super Bowl 50 with the Denver Broncos.

FS Lamarcus Joyner – Tallied first-career INT and returned it 29 yards for a TD in Week 1 win over the Colts. Led Los Angeles CBs with 70 tackles, which ranked fourth on the team, and eight PDs during the 2016 campaign.

SS Maurice Alexander – Started 20-of-38 career games played, including 2017 season opener in which he tallied three total tackles. Recorded 66 total tackles, 12 QB pressures, six PDs, two interceptions, one sack and one QB hit during the 2016 campaign.

KEY CONTRIBUTORS

CB Nickell Robey-Coleman – Fifth-year cornerback is in his first season with the Rams after signing as a free agent. Tallied two tackles and one pass defended in his L.A. debut. Played in 65 career games with 15 starts in his career. Posted three career interceptions and two returned for touchdowns.

DE Morgan Fox – A second-year player out of Colorado State University-Pueblo Recorded two tackles, including one TFL for a safety in 2017 season opener. Appeared in four games for the Rams as a rookie in 2016. Recorded six total tackles, including four solo stops. Added five QB pressures, two QB hits in addition to forcing one fumble and recovering a fumble a season ago.

DT Tanzel Smart – Rookie out of Tulane recorded two tackles and one pass defended in professional debut. Earned First-Team All-American Athletic Conference and First-Team All-Louisiana College Football Team honors (2015, 2016). A four-year letterman played in 48 career games with 36 consecutive starts at defensive tackle for the Green Wave. Finished collegiate career with 40.5 tackles for loss and 9.5 sacks.



COORDINATORS' CORNER

LINING UP FOR LaFLEUR



Offensive Coordinator Matt LaFleur

Matt LaFleur joins the Rams fresh off his first Super Bowl appearance as quarterbacks coach for the Atlanta Falcons.

The 2016 season marked LaFleur's second season coaching quarterbacks for the Falcons, and it was a prolific year for QB Matt Ryan. Ryan was named NFL MVP and Offensive Player of the Year after throwing for 4,944 yards and 38 touchdowns for a 117.1 quarterback rating. Ryan recorded his sixth straight year throwing for at least 4,000 yards. Currently, Ryan is one of three quarterbacks to accomplish that feat, joining Drew Brees and Matthew Stafford.


In LaFleur's first season with Atlanta, Ryan was also third in the NFL in completions (407), fifth in yards (4,591), and sixth in completion percentage (66.3).

LaFleur spent the 2014 season in the same role at the University Notre Dame. Under LaFleur's tutelage, in 2014 Irish QB Everett Golson completed 256-of-427 passes (60 percent) for 3,445 yards with 29 touchdowns. Prior to arriving in South Bend, LaFleur spent four seasons in the same role with the Washington Redskins. LaFleur worked in Washington with QB Robert Griffin III, who became the first Redskins rookie quarterback selected to the Pro Bowl and led the team to its first NFC East title in 13 years.

Under LaFleur, Griffin established Redskins rookie records in pass completions (258), passing yards (3,200), passing touchdowns (20) and rushing yards by a quarterback (815).

LaFleur played quarterback at Saginaw Valley State where he guided the Cardinals to three-straight NCAA Division II playoff appearances.

PHILLIPS' PHILOSOPHIES



Defensive Coordinator Wade Phillips

Wade Phillips, who is in his 48th year of coaching, enters his first season with the Rams and will take on the defensive coordinator role on Head Coach Sean McVay's staff.

A veteran of 39 NFL seasons, Phillips owns 35 years of experience as a defensive coordinator or head coach. He most recently served as defensive coordinator for the Denver Broncos (2015-16), which was his second stint with the club after serving the same role from 1989-92, and also as head coach from 1993-94.

Phillips has been a part of 21 different top-10 defensive units during his NFL career and has coached a total of 31 Pro Bowlers, including Pro Football Hall of Famers Elvin Bethea, Curley Culp, Rickey Jackson, Bruce Smith and Reggie White.

He is one of three individuals in NFL history to be named Assistant Coach of the Year multiple times by the Pro Football Writers of America, being honored with that distinction in 2011 with Houston and in 2015 with Denver. Phillips also received the Paul "Dr. Z" Zimmerman Award from the PFWA in 2016 (lifetime achievement as an NFL assistant coach).

Denver finished the 2016 season at the top of the league in several key categories with Phillips at the helm of the defense. The Broncos ranked first in the NFL in pass defense, yards per play and interception return yards, as well as fourth in total defense and scoring defense. The unit tied for third in the NFL with 42 sacks and ranked second in the league with 113 quarterback hits in 2016. Several players earned consecutive Pro Bowl nods in Von Miller, Chris Harris Jr., and Aqib Talib, while Darian Stewart notched his first such honor.

The veteran coach has made quick work of improving defenses that he's inherited in his first season working with the group. Over those past seven first seasons running a team's defense, which included his 2007 stint as the Dallas Cowboys' head coach, Phillips has shaved off an average of 35 yards allowed and 5.1 points scored from the previous season.

FASSEL'S FLYERS

The Rams have developed a reputation for delivering the unexpected in the kicking game, and special teams coordinator John Fassel is at the helm of the trickery that has helped the Rams become one of the NFL's best when it comes to special teams.

The 2016 season was another record-breaking year for Fassel's special teams unit. P Johnny Hekker earned his third trip to the Pro Bowl after setting an NFL record for punts downed inside the 20 (51). Hekker also established a new NFL record for single-season net punting average (46.0), breaking the previous record that Hekker himself set in 2013. Hekker also moved into second place in Rams history, with 434 career punts. K Greg Zuerlein moved into eighth-place in Rams history in points scored, passing WR Torry Holt. LS Jake McQuaide became the first long snapper in franchise history to earn a Pro Bowl berth.

The 13th-year NFL coach served as the Los Angeles Rams interim head coach for the final three games of the 2016 season.

Fassel is the son of former NFL coach Jim Fassel, a longtime NFL coach who guided the New York Giants to the Super Bowl during the 2000 season. John is a triathlete who has finished three Ironman distance triathlons.



Special Teams Coordinator John Fassel

LOS ANGELES RAMS COACHES

| | |
|---|-------------------------|
| Head Coach | Sean McVay |
| Assistant Head Coach/Linebackers | Joe Barry |
| Special Teams Coordinator | John Fassel |
| Offensive Coordinator | Matt LaFleur |
| Defensive Coordinator | Wade Phillips |
| Defensive Quality Control | Thad Bogardus |
| Assistant Offensive Line | Andy Dickerson |
| Safeties | Ejiro Evero |
| Assistant Strength and Conditioning | Edward Grayser |
| Defensive Line | Bill Johnson |
| Offensive Line | Aaron Kromer |
| Offensive Quality Control | Zak Kromer |
| Assistant Special Teams | Tyrone McKenzie |
| Strength Assistant | Fernando Noriega |
| Quarterbacks | Greg Olson |
| Running Backs | Skip Peete |
| Cornerbacks | Aubrey Pleasant |
| Head Strength & Conditioning | Ted Rath |
| Assistant Linebackers | Chris Shula |
| Assistant Wide Receivers | Zac Taylor |
| Assistant Strength and Conditioning | Blair Wagner |
| Tight Ends | Shane Waldron |
| Wide Receivers | Eric Yarber |



RAMS TEAM NOTES

TOP-10 TALENT



QB Jared Goff and RB Todd Gurley

The Rams are the only team in the NFL to have four skill position players who were taken in the top-10 in the NFL Draft with QB Jared Goff, RB Todd Gurley and WRs Sammy Watkins and Tavon Austin.

The Chicago Bears, Arizona Cardinals and Kansas City Chiefs all have three skill position players taken in the top-10 in the NFL Draft.

The Bears have QB Mitchell Trubisky (No. 2 overall in 2017), WR Kevin White (No. 7 overall in 2015) and Mark Sanchez (No. 5 overall in 2009).

The Arizona Cardinals have QB Blaine Gabbert (No. 10 overall in 2011), WR Larry Fitzgerald (No. 3 overall in 2004) and QB Carson Palmer (No. 1 overall in 2013).

The Kansas Chiefs have QB Patrick Mahomes (No. 10 overall in 2017), RB C.J. Spiller (No. 9 overall in 2010) and QB Alex Smith (No. 1 overall in 2005).

Los Angeles Rams Top-10 Skill Players

| Player | Position | Draft | Selection |
|---------------|----------|-------|--------------|
| Jared Goff | QB | 2016 | 1st overall |
| Todd Gurley | RB | 2015 | 10th overall |
| Sammy Watkins | WR | 2014 | 4th overall |
| Tavon Austin | WR | 2013 | 8th overall |

FIRST ROUND FOCUS

The Rams possess 10 players who entered the league as first-round selections in the NFL Draft. Seven of their 10 current first-round selections were drafted by the Rams.

Including the reserve lists, L.A. has drafted 27 players on it's roster, seven of those 27 were selected by the Rams in the first round of the respective drafts.

First-Round Players on the Rams

| Player | Position | Draft | Selection |
|--------------------|----------|-------|--------------|
| Jared Goff | QB | 2016 | 1st overall |
| Todd Gurley | RB | 2015 | 10th overall |
| Sammy Watkins | WR | 2014 | 4th overall |
| Aaron Donald* | DT | 2014 | 13th overall |
| Dominique Easley** | DT | 2014 | 29th overall |
| Tavon Austin | WR | 2013 | 8th overall |
| Alec Ogletree | LB | 2013 | 30th overall |
| Mark Barron | LB | 2012 | 7th overall |
| Michael Brockers | DE | 2012 | 14th overall |
| Robert Quinn | OLB | 2011 | 14th overall |

* denotes on reserve/DNR list

** denotes on reserve/injured list



WR Tavon Austin, RB Todd Gurley, LB Alec Ogletree

FIRST-YEAR HEAD COACHES



Head Coach Sean McVay

Over the last decade, there have been 46 first-time head coaches, of those coaches, 20 won their season-opening games and hold a 20-26 record heading into Week 1 of the 2017 season.

Of the 20 coaches who won their first game as a head coach, 11 of them went on to have a winning record that season.

Within the Rams organization, head coaches have gone 15-8 in their debut with the club, excluding interim head coaches.

Los Angeles Rams Head Coach First Season Results

| Coach | 1st Game | 1st season record |
|-------------------|------------|-------------------|
| Hugo Bezdek | Loss | 1-10 |
| Dutch Clark | Win | 5-5-1 |
| Buff Donelli | Win | 4-6 |
| Adam Walsh | Win | 9-1 |
| Bob Snyder | Win | 6-6 |
| Clark Shaughnessy | Win | 6-5-1 |
| Joe Stydahar | Loss | 9-3 |
| Hamp Pool | Loss | 9-2 |
| Sid Gillman | Win | 8-3-1 |
| Bob Waterfield | Loss | 4-7-1 |
| George Allen | Win | 8-6 |
| Tommy Prothro | Loss | 8-5-1 |
| Chuck Knox* | Win | 12-2 |
| Ray Malavasi | Win | 12-4 |
| John Robinson | Win | 9-7 |
| Chuck Knox** | Loss | 6-10 |
| Rich Brooks | Win | 7-9 |
| Dick Vermeil | Win | 5-11 |
| Mike Martz | Win | 10-6 |
| Scott Linehan | Win | 8-8 |
| Steve Spagnulo | Loss | 1-15 |
| Jeff Fisher | Loss | 7-8-1 |
| Sean McVay | Win | 1-0 |

* denotes Chuck Knox's 1973 season opener

** denotes Chuck Knox's 1992 season opener

AYE, AYE CAPTAIN



Rams 2017 Team Captains

Under Head Coach Sean McVay, the Los Angeles Rams players voted on who would represent them as their team captains - the 2017 Rams Captains include three returning captains as well as two first-year Rams who were voted to be captain.

P Johnny Hekker is in his fourth season as a captain for the Rams, RB Todd Gurley and LB Alec Ogletree are each in their second-consecutive season serving as captains. CB Trumaine Johnson is a first-time captain in his sixth season with the team. T Andrew Whitworth and OLB Connor Barwin, who joined the team as free agents this offseason, were each voted as captains.



RAMS TEAM NOTES

ALOHA RAMS



Rams 2017 Pro Bowl Participants P Johnny Hekker and LS Jake McQuaide

A trio of Rams were voted to the 2017 Pro Bowl in P Johnny Hekker, DT Aaron Donald and LS Jake McQuaide. It was Donald's third-consecutive invitation to the all-star game, and Hekker's third trip in four years. LS Jake McQuaide became the first long snapper in franchise history to be named to the Pro Bowl.

Los Angeles has seven Pro Bowlers that have combined for 14 Pro Bowl appearances.

Current Rams Pro Bowl Appearances

| Player | Year |
|--------------------|------------------|
| OLB Connor Barwin | 2015 |
| DT Aaron Donald | 2015, 2016, 2017 |
| RB Todd Gurley II | 2016 |
| P Johnny Hekker | 2014, 2016, 2017 |
| LS Jake McQuaide | 2017 |
| OLB Robert Quinn | 2014, 2015 |
| T Andrew Whitworth | 2012, 2015, 2016 |

HONOR ROLL



P Johnny Hekker at NYJ, Week 10, 2016

Los Angeles P Johnny Hekker was honored twice during his record-setting 2016 season with one NFC Special Teams Player of the Week award (Week 10) and one NFL Special Teams Player of the Month award (December). In the Rams' Week 10 contest at the New York Jets, Hekker booted a career-long 78-yard punt. In the final five weeks of the regular season, Hekker established NFL single-season records for most punts downed inside opponents' 20-yard line (51), and broke his own single-season net punt average (46.0).


DT Aaron Donald was named the NFC Defensive Player of the Week following the Rams' Week 4 win over Arizona, marking the third time in Donald's career he has been recognized as the NFC Defensive Player of the Week (Week 1 and Week 14 in 2015).

On the Rams roster, six players have combined for 16 *NFC Defensive or Special Teams Player of the Week* accolades, with Hekker and WR/PR Tavon Austin each bringing home *NFC Special Teams Player of the Month* accolades.

CB Nickell Robey-Coleman earned AFC Player of the Week accolades as a member of the Buffalo Bills for his Week 5 performance against the Rams a season ago.

| Player | Award | (Season) |
|------------------------------|--------------------|------------------------|
| Tavon Austin | NFC ST POW | Week 10 (2013) |
| Tavon Austin | NFC ST POM | November (2013) |
| Tavon Austin | NFC ST POW | Week 14 (2014) |
| Tavon Austin | NFC ST POW | Week 1 (2015) |
| Aaron Donald | NFC Def POW | Week 1 (2015) |
| Aaron Donald | NFC Def POW | Week 14 (2015) |
| Aaron Donald | NFC Def POW | Week 4 (2016) |
| Johnny Hekker | NFC ST POW | Week 5 (2012) |
| Johnny Hekker | NFC ST POW | Week 10 (2016) |
| Johnny Hekker | NFC ST POM | December (2016) |
| Robert Quinn | NFC ST POW | Week 8 (2011) |
| Robert Quinn | NFC Def POW | Week 1 (2013) |
| Nickell Robey-Coleman | AFC Def POW | Week 5 (2016) |
| Greg Zuerlein | NFC ST POW | Week 4 (2012) |
| Greg Zuerlein | NFC ST POW | Week 13 (2012) |
| Greg Zuerlein | NFC ST POW | Week 11 (2014) |

HOME IS WHERE THE HEART IS



The Los Angeles Rams once again call the Los Angeles Memorial Coliseum home, the original home of the Los Angeles Rams from 1946-1979 and once again from 2016 through the 2019 campaign.

Los Angeles has a regular-season record of 144-81-8 in games played at the Coliseum. Los Angeles also hosted 10 playoff contests at the Coliseum, posting a record of 5-5 in postseason action.

Los Angeles went 7-0 at home twice in its first 34 seasons in the Coliseum, during the 1973 and 1977 seasons.

The Rams' historic return to Los Angeles was highlighted by a home-opening win over the Seattle Seahawks. The 91,046 in attendance aided Los Angeles in limiting the Seahawks to just three points as the Rams won the contest, 9-3.

FRESH FACES

In addition to 20 new coaches on the Rams' 23-man coaching staff, Los Angeles also has 21 new faces on its roster, including, two players acquired via trade, six free agents two players claimed off waivers and nine rookies.

Of the 20 new faces, 12 are on the offensive side of the ball, while 8 new defenders joined the Rams this offseason.

| Pos. | Name | College | Height | Weight | Obtained |
|----------------------------|-----------------------|----------------|--------|--------|------------|
| Acquired via Trade: | | | | | |
| WR | Sammy Watkins | Clemson | 6-1 | 211 | T(BUF)-'17 |
| TE | Derek Carrier | Beloit (Wis.) | 6-4 | 244 | T(Was)-'17 |
| Waiver Claim: | | | | | |
| QB | Brandon Allen | Arkansas | 6-2 | 214 | W(JAX)-'17 |
| C | Austin Blythe | Iowa | 6-3 | 300 | W(IND)-'17 |
| Free Agents: | | | | | |
| OLB | Connor Barwin | Cincinnati | 6-4 | 255 | FA-'17 |
| CB | Nickell Robey-Coleman | USC | 5-8 | 178 | FA-'17 |
| C | John Sullivan | Notre Dame | 6-4 | 310 | FA-'17 |
| DT | Tyrunn Walker | Tulsa | 6-3 | 310 | FA-'17 |
| CB | Kayvon Webster | South Florida | 5-11 | 192 | FA-'17 |
| T | Andrew Whitworth | LSU | 6-7 | 333 | FA-'17 |
| WR | Robert Woods | USC | 6-0 | 193 | FA-'17 |
| Rookies: | | | | | |
| RB | Justin Davis | USC | 6-1 | 198 | UDFA |
| OLB | Samson Ebukam | E. Washington | 6-3 | 240 | D4B-'17 |
| TE | Gerald Everett | S. Alabama | 6-3 | 245 | D2-'17 |
| CB | Dominique Hatfield | Utah | 5-10 | 170 | UDFA |
| S | John Johnson III | Boston College | 6-0 | 204 | D3B-'17 |
| WR | Cooper Kupp | E. Washington | 6-2 | 205 | D3A-'17 |
| OLB | Ejuan Price | Pittsburgh | 5-11 | 250 | D7-'17 |
| WR | Josh Reynolds | Texas A&M | 6-3 | 192 | D4A-'17 |
| DT | Tanzel Smart | Tulane | 6-1 | 290 | D6A-'17 |

LONGEST TENURED RAMS



LS Jake McQuaide

There are six current Rams who have played at least 75 games for the franchise, led by LS Jake McQuaide, with 97 career games played in a Rams uniform. McQuaide has played in every game since joining the franchise as an undrafted free agent following the 2011 NFL Draft.

G Rodger Saffold (84), P Johnny Hekker (81), OLB Robert Quinn (81), K Greg Zuerlein (79), and DT Michael Brockers (76) join McQuaide for most games played as a Ram.

| Pos. | Player | Games Played for the Rams |
|------|------------------|---------------------------|
| LS | Jake McQuaide | 97 |
| G | Rodger Saffold | 84 |
| P | Johnny Hekker | 81 |
| OLB | Robert Quinn | 81 |
| K | Greg Zuerlein | 79 |
| DT | Michael Brockers | 76 |



RAMS TEAM NOTES

DRAFT HISTORY



Rams TE Gerald Everett

The Los Angeles Rams 2017 draft class, the first under first-year head coach Sean McVay featured four offensive players as well as four defenders. McVay and company concentrated their efforts on pass catchers, selecting three different receiving threats with the team's first four selections.

Defensively, Los Angeles added two outside linebackers as the unit makes the switch to defensive coordinator Wade Phillips' 3-4 scheme, as well as a defensive tackle and a defensive back.

2017 Rams Draft Class

| Pos. | Player | School | Selection (overall) |
|------|------------------|--------------------|---------------------|
| TE | Gerald Everett | South Alabama | Rd. 2 (44) |
| WR | Cooper Kupp | Eastern Washington | Rd. 3 (69) |
| DB | John Johnson III | Boston College | Rd. 3 (91) |
| WR | Josh Reynolds | Texas A&M | Rd. 4 (117) |
| OLB | Samson Ebukam | Eastern Washington | Rd. 4 (125) |
| DT | Tanzel Smart | Tulane | Rd. 6 (189) |
| FB | Sam Rogers | Virginia Tech | Rd. 6 (206) |
| OLB | Ejuan Price | Pittsburgh | Rd. 7 (234) |

The Los Angeles Rams entered the 2016 NFL Draft with the No. 1 overall pick, having acquired it in a historical trade with the Tennessee Titans. With that pick, the Rams selected QB Jared Goff - the 22nd quarterback taken with the first overall pick during the common draft era (since 1967).

NO FIRST, AND 10



Rams Head Coach Sean McVay and General Manager Les Snead

The 2017 NFL Draft marked the 81st draft for the Rams franchise dating back to the second-ever NFL draft in 1937. The team has not had a first-round selection in only eight of those drafts, most recently in 2017.

The season following a draft in which the team didn't make a selection in the first round, the Rams went on to win at least 10 games on four different occasions (1967, 1968, 1973, 1984), including two seasons where the Rams claimed the NFC West title (1967, 1973).

Additionally, five of the franchise's 21 ties have come the season following a draft that the Rams didn't make a first-round selection, including two ties during the 1967 season, one of three seasons that featured two games ending in a draw.

| Year (Traded to) | Record, Divisional Finish |
|--|------------------------------------|
| 2017 (choice to Cleveland through Tenn.) | TBD |
| 1987 (choice to Houston) | 6-9, third in NFC West |
| 1984 (choice to Kansas City) | 10-6, second in NFC West |
| 1973 (choice to New England) | 12-2, first in NFC West |
| 1972 (choice to NY Giants through N.E.) | 6-7-1, third in NFC West |
| 1968 (choice to Detroit) | 10-3-1, second in NFC West |
| 1967 (choice to Minnesota) | 11-1-2, first in NFC West |
| 1948 (choice to Detroit) | 6-5-1, third in Western Conference |

In total, the Rams are 61-33-5 (.559) all-time the season after not selecting in the first round of that year's draft.

UPCOMING MILESTONES

- WR/PR **Tavon Austin** has returned 149 career punts, the most in franchise history. This past week, Austin passed CB **LeRoy Irvin** who previously held the record with 146 career punt returns.
- With his first sack of the 2017 season, OLB **Robert Quinn** posted his 55th career sack, passing **Chris Long** (54.5) for fourth in the franchise's all-time sack leaders. **Leonard Little** holds the franchise record with 87.5 career sacks.
- Rams K **Greg Zuerlein** ranks eighth in franchise history in total points scored with 493 points, 31 points shy of passing former RB **Marshall Faulk** as the fifth-leading scorer in Rams' history. Former K **Jeff Wilkins** holds the Rams all-time scoring record with 1,223 points. Zuerlein needs five points to pass **David Ray** (497) for seventh place on the all-time scoring list.
- P **Johnny Hekker** has 439 career punts, 181 punts away from passing **Donnie Jones** the most punts in franchise history (449).
- Rams WR/PR **Tavon Austin** is currently tied for third place in Rams history with three career punt returns for touchdowns - CB **LeRoy Irvin** and WR **Henry Ellard** hold the franchise record with four career punt return touchdowns. Austin has 146 career punt returns, tied for the franchise record for career punt returns.



RAMS OFFENSIVE NOTES

LINING THEM UP

One of Head Coach Sean McVay's first tasks was shoring up the Rams offensive line - a unit that saw six different starting combinations during the 2016 campaign.

The revamped offensive line only surrendered one sack in the 2017 season opener and provided time for QB Jared Goff to throw for a career-best 306 yards.

The franchise has not used a draft pick on an offensive lineman since the 2015 draft, so McVay and Co. infused the existing youth on the roster with a pair of veteran free agents in T Andrew Whitworth and C John Sullivan.



C John Sullivan and T Andrew Whitworth

The duo has combined to play in 292 career games with 260 starts. Additionally, Whitworth and Sullivan have played in 10 postseason contests with nine career playoff starts between them.

Prior to McVay's arrival, the Rams used four of their first seven selections in the 2015 draft on offensive linemen.

T Rob Havenstein, a massive 6-8 lineman from Wisconsin, was the team's second round (57th overall) pick in 2015. Havenstein started the first 15 games of the 2016 season at RT before suffering an ankle injury, keeping him out of the season finale.

2015 third-round pick G Jamon Brown started five games in his second professional season at both left and right guard positions. He won the RG position heading into the 2017 campaign. Brown spent some time at the tackle position in his collegiate career at Louisville.

Selected in the fourth round (No. 199 overall) of the 2015 draft, T Andrew Donnal, started the final four games of the 2016 season.

GOING GOFF IN THE SCORING COLUMN



QB Jared Goff

Rams QB Jared Goff threw three touchdowns in the first half of his first-career road start in a Week 12 match-up with the New Orleans Saints, marking the first time a Rams passer has tossed three touchdowns in the first half since 2010.

Goff became the third rookie to throw three touchdowns in their first-career road start over the past 20 years.

In his first start of 2017, Goff earned his first win as a professional as he enjoyed a career day. The Cal product completed 21-of-29 passing attempts for 306 yards and a touchdown. In the win, Goff completed passes to eight different pass catchers, and the Rams top-four receivers all recorded over 50 yards in the 46-9 Week 1 Rams victory.

Jared Goff Touchdown Passes

| Play | Date/Oponent |
|------------------------------------|--------------|
| 24-yard pass to WR Tavon Austin | 11/27/16/NO |
| 6-yard pass to WR Kenny Britt | 11/27/16/NO |
| 15-yard pass to TE Lance Kendricks | 11/27/16/NO |
| 1-yard pass to WR Kenny Britt | 12/4/16/NE |
| 2-yard pass to TE Tyler Higbee | 12/24/16/SF |
| 18-yard pass to WR Cooper Kupp | 9/10/17/IND |

TAVON AWESOME

Rams jack-of-all-trades weapon Tavon Austin has continued to contribute in multiple ways for the Rams.



WR Tavon Austin

After battling back from injuries during the 2017 offseason, Austin recorded two rushing attempts, caught one pass, returned three punts and fielded one kickoff return in the team's Week 1 contest.

Austin accounted for 1,037 total yards during the 2016 season, including 509 yards receiving, 438 punt return yards, 159 yards rushing and five yards in kickoff return. The West Virginia product added four touchdowns in 2016.

In 2015, Austin tied RB Todd Gurley II for the most touchdowns among Rams with 10, which gave the Rams two players in double digits in the category for the first time since 2006.

Austin's 75-yard punt return in Week 1 of 2015 was just the third longest of his career. He's the only player in NFL history with a punt return of 75 or more yards in each of his first three seasons.

Through Week 1 of his fifth NFL season, Austin scored 23 career touchdowns: 12 receiving, eight rushing and three punt returns. That total ranks second among wide receivers in the 2013 draft class.

Most Career Touchdowns by WRs, 2013 Draft

| Player | TDs |
|-----------------------------------|-----|
| 1. DeAndre Hopkins, HOU | 24 |
| 2. Tavon Austin, L.A. | 23 |
| 3. Terrance Williams, DAL | 20 |
| 4. Keenan Allen, SD | 17 |
| 5. Cordarrelle Patterson, MIN/OAK | 16 |

Austin has led the Rams in punt return yardage in each of the past four seasons. The dynamic West Virginia product is only 21-yards rushing away from amassing 1,000-plus yards in three different statistical categories.

| Tavon Austin's Career All-Purpose Yardage Breakdown | | | | | |
|---|------|-------|-----|-------|-------|
| Player | Rush | Rec. | KR | PR | Total |
| Tavon Austin | 979 | 1,649 | 451 | 1,318 | 4,397 |

'WAT' ABOUT THE DEEP BALL?

Since being drafted in 2014, Rams newly acquired receiver Sammy Watkins has the third highest average yards per reception total in the NFL (minimum of 150 receptions). Watkins (15.9) trails Indianapolis WR T.Y. Hilton (16.2) and WR Kenny Britt (16.0) for the top marks in the league during that span.



WR Sammy Watkins

In 2015, Watkins was tied for first in the NFL in avg. yards-per reception with Jacksonville's Allen Robinson. Watkins was also top 10 in the NFL in 25+ yard receptions in only 13 games played.

Highest Avg. Yards-per Reception (2014-present) Minimum of 150 Receptions

| Rk. | Player | Team | Avg. |
|-----|----------------------|---------------|-------------|
| 1. | T.Y. Hilton | IND | 16.2 |
| 2. | Kenny Britt | LA/CLE | 16.0 |
| 3. | Sammy Watkins | BUF/LA | 15.9 |
| 4. | Rob Gronkowski | NE | 15.9 |
| 5. | Julio Jones | ATL | 15.1 |



RAMS DEFENSIVE NOTES

DOMINATING THIRD DOWN

The Los Angeles Rams defense is the only unit in the NFL that did not allow a single third-down conversion in Week 1 of the 2017 campaign.

The Rams held the Colts to a 0-for-10 showing on third downs, by far the best total in Week 1.

Additionally, the Rams only gave up 10 first downs in the entire Week 1 contest, which also was the best mark in the NFL during the 2017 season opener.



DT Tyrann Walker

CB Trumaine Johnson set the tone for the Rams defense as he intercepted QB Scott Tolzien's first third-down attempt and returned it 39 yards to paydirt.

2017 Defensive Third Down Conversion Rate

| Team | Att/Conv. | Percentage |
|-------------------------|-----------|------------|
| 1. Los Angeles Rams | 0/10 | 0.0% |
| 2. Carolina Panthers | 2/11 | 18.2% |
| 3t. Denver Broncos | 3/12 | 25.0% |
| 3t. Green Bay Packers | 3/12 | 25.0% |
| 3t. Houston Texans | 3/12 | 24.0% |
| 3t. Pittsburgh Steelers | 3/12 | 25.0% |

2017 Defensive First Downs Allowed

| Team | Total First Downs Allowed |
|-----------------------|---------------------------|
| 1. Los Angeles Rams | 10 |
| 2. Buffalo Bills | 11 |
| 3. Green Bay Packers | 12 |
| 4t. Carolina Panthers | 13 |
| 4t. Dallas Cowboys | 13 |

A PRODUCTIVE PRESENCE



DT Aaron Donald

Rams DT Aaron Donald has used an explosive first step to make a living in opponents' backfields since entering the league in 2014.

From the start of the 2014 season, Donald ranks second in the league in tackles for loss, tallying 57 in 48 games played.

During the 2016 season, he racked up the most quarterback knockdowns in the league (31) in addition to 33.5 quarterback hurries (the fourth-most in the NFL) to total the second-best QB hurry and knockdown total in the NFL.

During the 2015 campaign, Donald tied for sixth in the NFL in sacks (11.0) and second in both tackles for loss and quarterback hits. Donald was the only interior lineman to rank in the top five during the 2015 season in those categories.

2016 NFL Leaders - QB Knockdowns

| Player | Knockdowns |
|-----------------------|------------|
| 1. Aaron Donald, L.A. | 31.0 |
| 2. Cliff Avril, SEA | 26.5 |
| 3. Bruce Irvine, OAK | 26.0 |
| 4. Khalil Mack, OAK | 25.0 |
| 5. Trent Murphy, WAS | 24.5 |

2016 NFL Leaders - Total QB Hurries and Knockdowns

| Player | QBH and Knockdowns |
|------------------------|--------------------|
| 1. Brandon Graham, PHI | 72.5 |
| 2. Aaron Donald, L.A. | 68.5 |
| 3. Geno Atkins, CIN | 67.0 |
| 4. Olivier Vernon, NYG | 64.5 |
| 5. Von Miller, DEN | 59.5 |

2014-Present NFL Leaders - Most Tackles for Loss

| Player | TFL |
|---------------------------|-----|
| 1. J.J. Watt, HOU | 59 |
| 2. Aaron Donald, L.A. | 57 |
| 3. Khalil Mack, OAK | 55 |
| 4. Ndamukong Suh, DET/MIA | 49 |
| 5. Michael Bennett, WAS | 47 |

ROB'N THE BALL



DE Robert Quinn

Rams OLB Robert Quinn has made a career out of terrorizing opposing quarterbacks. Since 2012, Quinn leads the National Football League in forced fumbles with 18.

Defensive Coordinator Wade Phillips looks to build on Quinn's success and emulate the success that some of his previous defenses have had in forcing fumbles. Phillips Broncos defensive unit forced 34 fumbles in his two seasons as coordinator, tied for the fourth-best total in those two seasons.

LB Alec Ogletree has forced 11 fumbles since 2012, which is tied for the 15th-highest output in the NFL.

As a team, the Rams have forced 73 fumbles since 2012. The 73 forced fumbles is the sixth-best total in the NFL during that time frame.

Individual Forced Fumble Totals 2012-Present

| Player | Forced Fumbles |
|----------------------------|----------------|
| 1. Robert Quinn, L.A. | 18 |
| 2t. Von Miller, DEN | 17 |
| 2t. Cameron Wake, MIA | 17 |
| 4t. Cliff Avril, SEA/DET | 15 |
| 4t. Carlos Dunlap, CIN | 15 |
| 4t. Ryan Kerrigan, WAS | 15 |
| 4t. Ryan Kerrigan, CHI/CAR | 15 |
| 4t. J.J. Watt, HOU | 15 |

Team Forced Fumble Totals 2012-Present

| Player | Forced Fumbles |
|-------------------------|----------------|
| 1. New England Patriots | 87 |
| 2. Carolina Panthers | 83 |
| 3. Denver Broncos | 81 |
| 4t. Los Angeles Rams | 75 |
| 4t. Seattle Seahawks | 75 |
| 6. Washington Redskins | 74 |

DYNAMIC DUO

The Rams are one-of-four teams in the NFL who have two players with 50+ career sacks. OLB Robert Quinn (54.0) and OLB Connor Barwin (50.5) make up one of the most experienced pass rushing duos in the NFL.

The Carolina Panthers, Kansas City Chiefs and Cincinnati Bengals are the other three teams that feature a duo with 50+ career sacks.



OLB Connor Barwin

Teams with Multiple Players with 50+ Career Sack

| Team | Player/Career Sacks | Combined Sacks |
|------|------------------------------------|----------------|
| CAR | J. Peppers/144.0 & C. Johnson/67.5 | 211.5 |
| KC | T. Hali/89.5 & J. Houston/62.0 | 151.5 |
| CIN | C. Dunlap/57.0 & G. Atkins/53.0 | 110.0 |
| LAR | R. Quinn/55.0 & C. Barwin/50.5 | 105.5 |

RAMS DEFENSIVE NOTES

A TRU PLAYMAKER

CB Trumaine Johnson is tied for the lead amongst the 2012 Draft Class with 17 interceptions and was among the NFL's best cornerbacks in 2015 as he enjoyed a breakout season.

The former Montana Grizzly has recorded three career pick six, including his first interception of the 2017 season, which he returned 39 yards for a touchdown.

Johnson's 17 career interceptions are tied for the fifth most since he entered the NFL, and he has more picks than any other player in his draft class.

Most Interception, 2012 Draft Class

Player

| INTs | |
|-----------------------------|----|
| 1. Trumaine Johnson, L.A. | 17 |
| 2. Casey Hayward, LAC | 16 |
| 3. Stephon Gilmore, BUF | 14 |
| 4. Janoris Jenkins, STL/NYG | 13 |
| 4. Luke Kuechly, CAR | 13 |
| 6. Harrison Smith, MIN | 12 |



CB Trumaine Johnson

COUNT IT ALL FOR LOSS

Both against the run and the pass, the Rams defense was among the NFL's best over the past two seasons when it came to making plays behind the line of scrimmage.

The Rams defense forced 113 negative plays by opposing offenses in 2016, the third-most in the NFL this past season. Los Angeles leads the league in negative plays since the start of the 2015 season with 245.

The Rams finished the 2015 season with a league-best 132 negative plays, which included 82 negative rushes and 50 negative passing plays by their opponents.

In 2016, Los Angeles forced 74 negative rushes by opponents and 39 negative passes. The Rams defense cost opposing offenses 386 yards of negative offense in 2016.

2015-Present NFL Leaders, Opponent Negative Plays

| Team | Plays |
|-------------------------|-------|
| 1. Los Angeles Rams | 255 |
| 2. Arizona Cardinals | 247 |
| 3. Jacksonville Jaguars | 233 |
| 4. Miami Dolphins | 231 |
| 5. Philadelphia Eagles | 228 |



DT Aaron Donald

ON THE MARK



LB Mark Barron

LB Mark Barron recorded 135-plus tackles in back-to-back seasons.

Barron started all 16 contests of the 2016 campaign and finished second on the team with 147 tackles. He led or tied for the most tackles on the team in eight of the Rams' contests in their first season back in Los Angeles.

In the team's 2015 Week 7 win over Cleveland, Barron recorded a career-high 19 tackles, which is the most by any Ram in a game since 2001, and was close to matching it against the New Orleans Saints in the 2016 Week 12 match-up, finishing with 18 tackles.

In addition to his team-leading tackle total in 2015, Barron finished with five QB pressures, eight QB hits, three forced fumbles and five passes defended.

BROCKERS BRINGING IT

DT Michael Brockers started the 2017 with a seven tackle performance against the Colts, the most on the team in Week 1. A season ago, he recorded the second-most tackles on the team by an interior defensive lineman (58) during the 2016 season. His 58 total tackles ranked eighth on the team a season ago.

In 2016, the LSU product tallied seven quarterback pressures and four quarterback hits despite missing two games in the middle of the season.

Brockers finished the 2015 season with career highs in tackles (74) and tackles for loss (12). His tackle for loss total tied for third among all Rams.

Brockers is one of five Rams defensive linemen who joined the team as a first-round draft pick. He was an All-Rookie selection by the Pro Football Writers of America in 2012.



DT Michael Brockers

DONALD DOMINATES

In his first three seasons as a professional, Donald has recorded at least 8.0 sacks each season, accounting for three of the top six sack performances by a DT in team history.

In 2015, Donald became just the third Rams defensive tackle to reach double digits in sacks since the NFL began recognizing the stat in 1982. He completed the season one sack shy of surpassing D'Marco Farr for the most in franchise history by a DT.

Donald finished his 2015 season tied for the NFL lead in sacks among 4-3 defensive tackles, and over the last three years, no other defensive tackle has more sacks than the Rams' three-time Pro Bowler.



DT Aaron Donald

Most Sacks by a Rams DT, Single Season

| Player | Sacks |
|-----------------------|-------|
| 1. D'Marco Farr, 1995 | 11.5 |
| 2. Aaron Donald, 2015 | 11.0 |
| 3. Sean Gilbert, 1993 | 10.5 |
| 4. Aaron Donald, 2014 | 9.0 |
| 5. D'Marco Farr, 1999 | 8.5 |
| 6. Aaron Donald, 2016 | 8.0 |

A TREE IN THE MIDDLE

In his first four seasons with the Rams, LB Alec Ogletree has three seasons in the top 10 for highest single-season tackle totals, which is the most of any Ram in history.

In his first season as Los Angeles' middle linebacker in 2016, Ogletree had his most productive season as a professional, leading the Rams defense with 171 tackles, the fifth-highest output in franchise history.



LB Alec Ogletree

Rams Single-Season Leading Tacklers

| Player (season) | Total tackles |
|-----------------------------|---------------|
| 1. London Fletcher (2000) | 193 |
| 2. London Fletcher (2001) | 189 |
| 3. Jim Collins (1984) | 185 |
| 4. James Laurinaitis (2012) | 174 |
| 5. Alec Ogletree (2016) | 171 |
| 6. Roman Phifer (1996) | 170 |
| 7. Alec Ogletree (2014) | 169 |
| 8. Alec Ogletree (2013) | 155 |



RAMS SPECIAL TEAMS NOTES

GREG THE LEG



K Greg Zuerlein

Rams K Greg "The Leg" Zuerlein is one of the most prolific long-distance kickers in NFL history.

At Minnesota (11/8/15), he broke his own team record with a 61-yard field goal. In the process, he became just the second kicker in NFL history to make two 60 yard field goals in a career, joining Sebastian Janikowski. Coincidentally, Rams Special Teams Coordinator John Fassel held the same position with the Raiders when Janikowski accomplished his feat.

Zuerlein owns five of the six longest field goals made in Rams history, and his 61-yard kick in Minnesota was the longest in the NFL during the 2015 season.

Zuerlein has been one of the best deep ball kickers in the league since he arrived in 2012. At Washington (9/20/15), Zuerlein made a 52-yard kick. With 16 career kicks from 50 yards or more, Zuerlein ranks second in team history in field goals of 50 yards or more. He passed Josh Brown last season to move into second on the Rams all-time scoring list. He's tied for the third-most 50-yard field goals in the NFL since 2012.

NFL Kickers have made only 16 field goals of 60 yards or more in league history, and Zuerlein has two of them.

Longest Field Goals, NFL History

| Player | Team | Year | Distance |
|----------------------|-------------|-------------|-----------|
| Matt Prater | DEN | 2013 | 64 |
| David Akers | SF | 2012 | 63 |
| Tom Dempsey | NO | 1970 | 63 |
| Jason Elam | DEN | 1998 | 63 |
| Sebastian Janikowski | OAK | 2011 | 63 |
| Matt Bryant | TB | 2006 | 62 |
| Greg Zuerlein | L.A. | 2015 | 61 |
| Jay Feely | ARI | 2012 | 61 |
| Sebastian Janikowski | OAK | 2009 | 61 |
| Justin Tucker | BAL | 2013 | 61 |
| Greg Zuerlein | L.A. | 2012 | 60 |
| Morten Andersen | NO | 1991 | 60 |
| Rob Bironas | TEN | 2006 | 60 |
| Dan Carpenter | MIA | 2010 | 60 |
| Steve Cox | CLE | 1984 | 60 |
| Chandler Catanzaro | ARI | 2016 | 60 |

Most FG made from 50 yards or more, Rams History

| Player | Years | Number |
|----------------------|---------------------|-----------|
| Jeff Wilkins | 1997-07 | 26 |
| Greg Zuerlein | 2012-present | 19 |
| Josh Brown | 2008-11 | 15 |
| Tony Zendejas | 1991-94 | 8 |
| Mike Lansford | 1982-90 | 4 |

A LEG UP IN THE SCORING COLUMN

Against Buffalo in the Rams' 2016 Week 5 contest, K Greg Zuerlein made his 100th career field goal. He now has connected on 112 field goals and 143 PATs in his five-year NFL career.

Zuerlein's 98.0 percent PAT success rate is the fourth-highest percentage in franchise history. Zuerlein is the only kicker in franchise history that has kicked PATs from the 2-yard line and the 15-yard line.

With 493 career points scored, Zuerlein ranks eighth in Rams history in the category and needs five points to pass David Ray (497) for seventh all-time.



K Greg Zuerlein

ONE 'HEK' OF A RECORD



P Johnny Hekker

In the team's Week 16 game against the San Francisco 49ers, P Johnny Hekker recorded four punts inside the 20-yard line, moving him into sole possession of the single-season record with 51 punts downed inside opponents' 20-yard line. The punts downed inside the 20 aided his 46.0 net yard average, the best in league history.

Hekker started the 2017 season off on the right foot by placing all five of his Week 1 punts inside the Colts' 20-yard line.

The record was previously held by Arizona Punter Dave Zastudil, who amassed 46 punts inside opponents territory during the 2012 season.

Zastudil needed 112 punting attempts to reach the record and also recorded eight touchbacks. Hekker reached 51 punts inside the 20 with 98 punting attempts and only committed one touchback during the 2016 season. Hekker punted a career-high 98 times in 2016.


Single Season Punts Inside the 20 Record

| Player | Punts | Inside 20 |
|--------------------------------------|-----------|-----------|
| 1. Johnny Hekker, L.A. - 2016 | 98 | 51 |
| 2. Dave Zastudil, ARI - 2012 | 112 | 46 |
| 3. Dustin Colquitt, KC - 2012 | 83 | 45 |

JOHNNY ON THE SPOT

In addition to recording the most punts downed inside opponents' 20-yard line in NFL history a season ago, Hekker broke his own NFL single-season net punting average record (46.0).

Hekker booted a then career-long 75 yard punt against the Carolina Panthers in the Rams' Week 9 contest, and bested himself a week later with a 78-yarder against the New York Jets, earning him NFC Special Teams Player of the Week honors. The former Oregon State Beaver earned NFC Special Teams Player of the Month honors for December during the 2016 season.



P Johnny Hekker

The Oregon State product finished the 2016 season with 98 punts, a 47.8 yard gross punting average, 51 punts inside opponents 20-yard line with only one touchback. As a unit, the Rams punt coverage team limited opponents to 152 return yards on 35 attempts and limited opponents to a league-best 4.3 yard average. With the outstanding coverage unit and directional punting, Hekker posted a 46.0-yard net average on the season, the best in NFL history.

Hekker led the NFL in 2015 in net average (43.7), gross average (47.9) and punts downed inside the opponents' 20 yard-line (41). Since the NFL began tracking punts inside 20 yard-line in 1976, Hekker is the first player to lead the league in gross, net and punts placed inside the 20-yard line in the same season, a feat achieved a season ago.

Highest Net Punting Average in a Season (Since 1976)

| Player | Punts | Net Avg |
|---------------------------------------|-----------|-------------|
| 1. Johnny Hekker, L.A. - 2016 | 98 | 46.0 |
| 2t. Johnny Hekker, L.A. - 2013 | 78 | 44.2 |
| 2t. Sam Martin, DET - 2016 | 62 | 44.2 |
| 3. Andy Lee, SF - 2011 | 78 | 44.0 |
| 4. Shane Lechler, OAK - 2009 | 96 | 43.9 |
| 5. Johnny Hekker, L.A. - 2015 | 91 | 43.7 |



RAMS SPECIAL TEAMS NOTES

FLIPPING FIELDS

P Johnny Hekker continues to be not only one of the most accurate punters in the NFL, but has developed to be a complete special teams weapon at flipping the field.

Hekker became the first punter in the NFL to record a 75-plus yard punt in back-to-back games since Patriots' Luke Prestridge in 1984.


The Oregon State product established a career-long 75-yard punt in the team's Week 9 contest against the Carolina Panthers, a record that stuck for a week before he booted a 78-yarder against the New York Jets in the Rams' Week 10 contest. On the season, Hekker has three punts over 75 yards.

There were only nine 70-plus punts during the 2016 NFL campaign, Hekker and Jaguars' Brad Norton each had a 78-yarder to their name.

Hekker's 46.0-yard net average led the league in 2016, and ranks first in NFL history for a single season. Previously, the 16-game record was 44.2, a record Hekker himself set in 2013

Since the NFL went to a 16-game season in 1978, the lowest opponent punt return average, with a minimum of 25 returns, is 2.6 yards, set by the Rams in 2013. The 2016 version of the Rams saw its opponents return 35 punts for just a 4.3 yards per return average.

| Longest Punts Since 2012 | | Distance |
|--------------------------|---------------------|----------|
| Player | Team | |
| 1. | Robert Malone, NYJ | 84 |
| 2t. | Jordan Berry, PIT | 79 |
| 2t. | Drew Butler, PIT | 79 |
| 2t. | Brett Kern, TEN | 79 |
| 5t. | Johnny Hekker, L.A. | 78 |
| 5t. | Brad Nortman, JAX | 78 |



P Johnny Hekker

SHORT CHANGED RETURN



LS Jake McQuaide

The Rams special teams units have flourished since Special Teams Coordinator John Fassel took over prior to the 2012 season.

In the 2017 season opener, the Rams did not allow a single return yard on five punts and nine kickoffs.

P Johnny Hekker and the Rams coverage units have backed opponents up deep in their own territory and limited opponents to average just 6.3 yards per punt return, which is the lowest average in the NFL since the start of the 2012 season.

Through Week 1 of the 2017 season, Los Angeles held its opponents to just 4.3 yards per punt return, the lowest average in the NFL over the course of the season.

| 2012-Present Team Punting Leaders | Avg. Opp. Return |
|-----------------------------------|------------------|
| 1. Los Angeles Rams | 6.3 |
| 2. Minnesota Vikings | 7.4 |
| 3t. Kansas City Chiefs | 7.5 |
| 3t. New England Patriots | 7.5 |
| 5. Green Bay Packers | 7.8 |

RETURN TO SENDER

In addition to limiting opposing teams punt return unit to only 6.3 yards per return, the Rams punt return unit is tied for the third-most punts returned for touchdowns (4) since 2012.

WR/PR Tavon Austin ranked 13th in the NFL in punt return average for the 2016 season, averaging 9.0 yards per return. In the team's Week 4 win at Arizona, Austin returned a punt 47 yards late in the game to set up the Rams go-ahead touchdown.

The West Virginia product is the only player in NFL history with a punt return of 75 or more yards in each of his first three seasons. Austin needs just one more punt return for touchdown to tie the Rams' all-time record.

Now in his fourth NFL season, Austin has 23 career touchdowns: 12 receiving, eight rushing and three punt returns.

| 2012-Present Team Punt Return TDs | Touchdowns |
|-----------------------------------|------------|
| 1t. Minnesota Vikings | 5 |
| 1t. Philadelphia Eagles | 5 |
| 1t. Kansas City Chiefs | 5 |
| 4t. Los Angeles Rams | 4 |
| 4t. Green Bay Packers | 4 |



WR/PR Tavon Austin





LOS ANGELES RAMS STATS



RAMS 2017 STATS

Won 1, Lost 0

9/10 W 46-9 vs. Indianapolis Colts

| | Rams | Opponent |
|--------------------------|---------------|---------------|
| Total First Downs | 19 | 10 |
| Rushing | 5 | 3 |
| Passing | 13 | 6 |
| Penalty | 1 | 1 |
| 3rd Down: Made/Att | 5/14 | 0/10 |
| 3rd Down Pct. | 35.7% | 0.0% |
| 4th Down: Made/Att | 0/0 | 0/1 |
| 4th Down Pct. | 0.0 | 0.0% |
| Possession Avg. | 34:25 | 25:35 |
| Total Net Yards | 373 | 225 |
| Avg. Per Game | 373.0 | 225.0 |
| Total Plays | 64 | 49 |
| Avg. Per Play | 5.8 | 4.6 |
| Net Yards Rushing | 63 | 75 |
| Avg. Per Game | 63.0 | 75.0 |
| Total Rushes | 33 | 24 |
| Net Yards Passing | 310 | 150 |
| Avg. Per Game | 310.0 | 150.0 |
| Sacked/Yards Lost | 1/8 | 4/29 |
| Gross Yards | 318 | 179 |
| Attempts/Completions | 30/22 | 21/11 |
| Completion Pct. | 73.3% | 52.4% |
| Had Intercepted | 0 | 2 |
| Punts/Average | 5/43.6 | 6/50.3 |
| Net Punting Avg. | 43.6 | 47.8 |
| Penalties/Yards | 7/50 | 4/20 |
| Fumbles/Ball Lost | 2/1 | 3/1 |
| Touchdowns | 5 | 1 |
| Rushing | 2 | 1 |
| Passing | 1 | 0 |
| Returns | 2 | 0 |

| Score By Periods | Q1 | Q2 | Q3 | Q4 | OT | Pts |
|------------------|----|----|----|----|----|-----|
| Rams | 10 | 17 | 10 | 9 | 0 | 46 |
| Opponents | 3 | 0 | 0 | 6 | 0 | 9 |

| Scoring | TD | Ru | Pa | Rt | PAT | FG | 2Pt | Pts |
|------------------|----------|----------|----------|----------|------------|------------|----------|-----------|
| G.Zuerlein | 0 | 0 | 0 | 0 | 5/5 | 3/3 | 0 | 14 |
| T.Johnson | 1 | 0 | 0 | 1 | 0/0 | 0/0 | 0 | 6 |
| L.Joyner | 1 | 0 | 0 | 1 | 0/0 | 0/0 | 0 | 6 |
| M.Brown | 1 | 1 | 0 | 0 | 0/0 | 0/0 | 0 | 6 |
| T.Gurley | 1 | 1 | 0 | 0 | 0/0 | 0/0 | 0 | 6 |
| C.Kupp | 1 | 0 | 1 | 0 | 0/0 | 0/0 | 0 | 6 |
| M.Fox | 0 | 0 | 0 | 0 | 0/0 | 0/0 | 0 | 2 |
| Rams | 5 | 2 | 1 | 2 | 5/5 | 3/3 | 0 | 46 |
| Opponents | 1 | 1 | 0 | 0 | 0/1 | 1/2 | 0 | 9 |

2-Pt. Conversions: Rams 0/0, Opponents: 0/0
 Sacks: M. Longacre 1.0, R. Quinn 1.0, T. Walker 1.0, E. Wesbrooks 1.0
Team: 4.0, Opponents: 1.0

| Rushing | No. | Yds | Avg | Long | TD |
|------------------|-----------|-----------|------------|-----------|----------|
| T.Gurley | 19 | 40 | 2.1 | 12 | 1 |
| M.Brown | 7 | 16 | 2.3 | 5 | 1 |
| T.Austin | 2 | 11 | 5.5 | 9 | 0 |
| J.Goff | 1 | 2 | 2.0 | 2 | 0 |
| J.Davis | 1 | 1 | 1.0 | 1 | 0 |
| S.Mannion | 3 | -7 | -2.3 | -2 | 0 |
| Rams | 33 | 63 | 1.9 | 12 | 2 |
| Opponents | 24 | 75 | 3.1 | 24 | 1 |

| Receiving | No. | Yds | Avg | Long | TD |
|------------------|-----------|------------|-------------|-----------|----------|
| S.Watkins | 5 | 58 | 11.6 | 24 | 0 |
| T.Gurley | 5 | 56 | 11.2 | 23 | 0 |
| C.Kupp | 4 | 76 | 19.0 | 28 | 1 |
| R.Woods | 3 | 53 | 17.7 | 27 | 0 |
| T.Higbee | 2 | 17 | 8.5 | 9 | 0 |
| G.Everett | 1 | 39 | 39.0 | 39 | 0 |
| D.Carrier | 1 | 12 | 12.0 | 12 | 0 |
| T.Austin | 1 | 7 | 7.0 | 7 | 0 |
| P.Cooper | 0 | 0 | 0 | 0 | 0 |
| Rams | 22 | 318 | 14.5 | 39 | 1 |
| Opponents | 11 | 179 | 16.3 | 50 | 0 |

| Interceptions | No. | Yds | Avg | Long | TD |
|------------------|----------|-----------|-------------|------------|----------|
| T.Johnson | 1 | 39 | 39.0 | 39t | 1 |
| L.Joyner | 1 | 29 | 29.0 | 29t | 1 |
| Rams | 2 | 68 | 34.0 | 39t | 2 |
| Opponents | 0 | 0 | 0.0 | 0 | 0 |

| Punting | No | Yds | Avg | Net | TB | In | Lg | B |
|------------------|----------|------------|-------------|-------------|----------|----------|-----------|----------|
| J.Hekker | 5 | 218 | 43.6 | 43.6 | 0 | 5 | 47 | 0 |
| Rams | 5 | 218 | 43.6 | 43.6 | 0 | 5 | 47 | 0 |
| Opponents | 6 | 302 | 50.3 | 47.8 | 0 | 2 | 53 | 0 |

| Punt Returns | Ret | FC | Yds | Avg | Long | TD |
|------------------|----------|----------|-----------|------------|----------|----------|
| T.Austin | 3 | 0 | 15 | 5.0 | 8 | 0 |
| Rams | 3 | 0 | 15 | 5.0 | 8 | 0 |
| Opponents | 3 | 0 | 0 | 0.0 | 0 | 0 |

| Kickoff Returns | No. | Yds | Avg | Long | TD |
|------------------|----------|-----------|-------------|-----------|----------|
| P.Cooper | 1 | 35 | 35.0 | 35 | 0 |
| T.Austin | 1 | 13 | 13.0 | 13 | 0 |
| Rams | 2 | 48 | 24.0 | 35 | 0 |
| Opponents | 0 | 0 | 0.0 | 0 | 0 |

| Field Goals | 1-19 | 20-29 | 30-39 | 40-49 | 50+ |
|------------------|------------|------------|------------|------------|------------|
| G.Zuerlein | 0/0 | 0/0 | 1/1 | 1/1 | 1/1 |
| Rams | 0/0 | 0/0 | 1/1 | 1/1 | 1/1 |
| Opponents | 0/0 | 1/1 | 0/1 | 0/0 | 0/0 |

Fumbles Lost: T.Austin 1, **Total:** 0

Opponent Fumble Recoveries: T.Johnson 1, **Total:** 1

| Passing | Att | Cmp | Yds | Cmp% | Yds/Att | TD | TD% | Int | Int% | Long | Sack/Lost | Rating |
|------------------|-----------|-----------|------------|--------------|-------------|----------|-------------|----------|-------------|-----------|-------------|--------------|
| J.Goff | 29 | 21 | 306 | 72.4% | 10.6 | 1 | 3.4% | 0 | 0.0% | 39 | 1/8 | 117.9 |
| S.Mannion | 1 | 1 | 12 | 100.0% | 12.0 | 0 | 0.0% | 0 | 0.0% | 12 | 0/0 | 116.7 |
| Rams | 30 | 22 | 318 | 73.3% | 10.6 | 1 | 3.3% | 0 | 0.0% | 39 | 1/8 | 118.5 |
| Opponents | 21 | 11 | 179 | 52.4% | 8.5 | 0 | 0.0% | 2 | 9.5% | 50 | 4/29 | 41.7 |



RAMS 2017 DEFENSIVE STATS

Based on coaches' film review

| Player | Total | Solo | Asst. | TFL | Sacks | Yards | QB Hits | PD | INT | FF | FR | Def. | TD |
|-----------------------|-----------|-----------|-----------|----------|------------|-------------|----------|----------|----------|----------|----------|----------|----------|
| Michael Brockers | 6 | 3 | 3 | 1 | 0.0 | 0.0 | 1 | 0 | 0 | 0 | 0 | 0 | 0 |
| Alec Ogletree | 5 | 3 | 2 | 0 | 0.0 | 0.0 | 0 | 1 | 0 | 0 | 0 | 0 | 0 |
| Lamaricus Joyner | 4 | 3 | 1 | 0 | 0.0 | 0.0 | 0 | 1 | 1 | 0 | 0 | 1 | 0 |
| Samson Ebukam | 4 | 1 | 3 | 0 | 0.0 | 0.0 | 0 | 0 | 0 | 0 | 0 | 0 | 0 |
| Mark Barron | 3 | 2 | 1 | 0 | 0.0 | 0.0 | 1 | 0 | 0 | 0 | 0 | 0 | 0 |
| Maurice Alexander | 3 | 1 | 2 | 0 | 0.0 | 0.0 | 0 | 0 | 0 | 0 | 0 | 0 | 0 |
| Ethan Westbrooks | 3 | 2 | 1 | 1 | 1.0 | 6.0 | 1 | 0 | 0 | 0 | 0 | 0 | 0 |
| Tyrunn Walker | 3 | 2 | 1 | 2 | 1.0 | 7.0 | 1 | 0 | 0 | 0 | 0 | 0 | 0 |
| Kayvon Webster | 2 | 1 | 1 | 0 | 0.0 | 0.0 | 0 | 0 | 0 | 0 | 0 | 0 | 0 |
| Trumaine Johnson | 2 | 2 | 0 | 0 | 0.0 | 0.0 | 0 | 1 | 1 | 1 | 1 | 1 | 0 |
| Nickell Robey-Coleman | 2 | 2 | 0 | 0 | 0.0 | 0.0 | 0 | 1 | 0 | 0 | 0 | 0 | 0 |
| Blake Countess | 2 | 2 | 0 | 1 | 0.0 | 0.0 | 0 | 0 | 0 | 0 | 0 | 0 | 0 |
| John Johnson III | 2 | 1 | 1 | 0 | 0.0 | 0.0 | 0 | 0 | 0 | 0 | 0 | 0 | 0 |
| Tanzel Smart | 2 | 2 | 0 | 0 | 0.0 | 0.0 | 0 | 1 | 0 | 0 | 0 | 0 | 0 |
| Robert Quinn | 2 | 2 | 0 | 2 | 1.0 | 7.0 | 1 | 0 | 0 | 0 | 0 | 0 | 0 |
| Morgan Fox | 2 | 2 | 0 | 1 | 0.0 | 0.0 | 0 | 0 | 0 | 0 | 0 | 0 | 0 |
| Dominique Hatfield | 1 | 1 | 0 | 0 | 0.0 | 0.0 | 0 | 0 | 0 | 0 | 0 | 0 | 0 |
| Cody Davis | 1 | 0 | 1 | 0 | 0.0 | 0.0 | 0 | 0 | 0 | 0 | 0 | 0 | 0 |
| Cory Littleton | 1 | 1 | 0 | 0 | 0.0 | 0.0 | 0 | 0 | 0 | 1 | 0 | 0 | 0 |
| Matt Longacre | 1 | 1 | 0 | 1 | 1.0 | 9.0 | 1 | 1 | 0 | 0 | 0 | 0 | 0 |
| Connor Barwin | 1 | 0 | 1 | 0 | 0.0 | 0.0 | 0 | 0 | 0 | 0 | 0 | 0 | 0 |
| Totals | 52 | 34 | 18 | 9 | 4.0 | 29.0 | 6 | 6 | 2 | 2 | 1 | 2 | 0 |

RAMS 2017 SPECIAL TEAMS TACKLES

Based on coaches' film review

| | |
|----------------|---|
| Cory Littleton | 1 |
| Samson Ebukam | 1 |
| Josh Reynolds | 1 |





LOS ANGELES RAMS ROSTER



LOS ANGELES RAMS COACHES/PRONUNCIATION

RAMS COACHING STAFF

| | |
|--|-------------------------|
| Head Coach..... | Sean McVay |
| Assistant Head Coach/Linebackers..... | Joe Barry |
| Special Teams Coordinator..... | John Fassel |
| Offensive Coordinator..... | Matt LaFleur |
| Defensive Coordinator..... | Wade Phillips |
| Defensive Quality Control..... | Thad Bogardus |
| Assistant Offensive Line..... | Andy Dickerson |
| Safeties..... | Ejiro Evero |
| Assistant Strength and Conditioning..... | Edward Grayer |
| Defensive Line..... | Bill Johnson |
| Offensive Line..... | Aaron Kromer |
| Offensive Quality Control..... | Zak Kromer |
| Assistant Special Teams..... | Tyrone McKenzie |
| Strength Assistant..... | Fernando Noriega |
| Quarterbacks..... | Greg Olson |
| Running Backs..... | Skip Peete |
| Cornerbacks..... | Aubrey Pleasant |
| Head Strength & Conditioning..... | Ted Rath |
| Assistant Linebackers..... | Chris Shula |
| Assistant Wide Receivers..... | Zac Taylor |
| Assistant Strength and Conditioning..... | Blair Wagner |
| Tight Ends..... | Shane Waldron |
| Wide Receivers..... | Eric Yarber |

RAMS PRONUNCIATION GUIDE

| | | |
|----|------------------------------------|------------------|
| 11 | TAVON Austin..... | TAY-von |
| 66 | Austin BLYTHE | BLY-th |
| 68 | JAMON Brown..... | juh-MON |
| 41 | MARQUI Christian..... | MAR-key |
| 10 | PHAROH Cooper..... | FAIR-oh |
| 64 | Andrew DONNAL | don-NEL |
| 50 | Samson EBUKAM | ay-BOO-kam |
| 30 | Todd GURLEY | GUR-lee |
| 54 | Bryce HAGER | HAY-gur |
| 79 | Rob HAVENSTEIN | HAY-vin-stine |
| 44 | Jake McQUAIDE | Mc-KWAYD |
| 51 | EJUAN Price..... | JUAN |
| 23 | NICKELL ROBEY -Coleman..... | Nick-ELL Robe-EE |
| 4 | Greg ZUERLEIN | ZURR-line |



LOS ANGELES RAMS UNOFFICIAL DEPTH CHART

OFFENSE

| | | | |
|-----------|---------------------|--------------------------|------------------------|
| WR | 11 Tavon Austin | 10 Pharoh Cooper | |
| TE | 89 Tyler Higbee | 81 <u>Gerald Everett</u> | 86 Derek Carrier |
| LT | 77 Andrew Whitworth | 73 Cornelius Lucas | |
| LG | 76 Rodger Saffold | 72 Aaron Neary | |
| C | 65 John Sullivan | 66 Austin Blythe | |
| RG | 68 Jamon Brown | 64 Andrew Donnal | |
| RT | 79 Rob Havenstein | 63 Darrell Williams | |
| WR | 12 Sammy Watkins | 83 <u>Josh Reynolds</u> | |
| WR | 17 Robert Woods | 18 <u>Cooper Kupp</u> | |
| QB | 16 Jared Goff | 14 Sean Mannion | 8 Brandon Allen |
| HB | 30 Todd Gurley II | 34 Malcolm Brown | 33 <u>Justin Davis</u> |

DEFENSE

| | | | |
|------------|----------------------|------------------------------|----------------------------|
| DE | 93 Ethan Westbrooks | 97 Morgan Fox | |
| NT | 90 Michael Brockers | 95 Tyrunn Walker | |
| DT | 99 Aaron Donald | 92 <u>Tanzel Smart</u> | |
| OLB | 94 Robert Quinn | 96 Matt Longacre | 51 <u>Ejuan Price</u> |
| OLB | 98 Connor Barwin | 50 <u>Samson Ebukam</u> | |
| ILB | 52 Alec Ogletree | 54 Bryce Hager | |
| ILB | 26 Mark Barron | 58 Cory Littleton | |
| LCB | 22 Trumaine Johnson | 23 Nickell Robey-Coleman | |
| RCB | 21 Kayvon Webster | 36 <u>Dominique Hatfield</u> | |
| SS | 31 Maurice Alexander | 24 Blake Countess | 43 <u>John Johnson III</u> |
| FS | 20 Lamarcus Joyner | 38 Cody Davis | 41 Marqui Christian |

SPECIALISTS

| | | |
|-----------|------------------|-----------------|
| P | 6 Johnny Hekker | |
| K | 4 Greg Zuerlein | |
| H | 6 Johnny Hekker | |
| LS | 44 Jake McQuaide | |
| PR | 11 Tavon Austin | |
| KR | 10 Pharoh Cooper | 11 Tavon Austin |

Head Coach: Sean McVay

Assistants: Joe Barry (Assistant Head Coach/Linebackers), John Fassel (Special Teams Coordinator), Matt LaFleur (Offensive Coordinator), Wade Phillips (Defensive Coordinator), Thad Bogardus (Defensive Quality Control), Andy Dickerson (Assistant Offensive Line), Ejiro Evero (Safeties), Edward Grayer (Assistant Strength and Conditioning), Bill Johnson (Defensive Line), Aaron Kromer (Offensive Line), Zak Kromer (Offensive Quality Control), Tyrone McKenzie (Assistant Special Teams), Fernando Noriega (Strength Assistant), Greg Olson (Quarterbacks), Skip Peete (Running Backs), Aubrey Pleasant (Cornerbacks), Ted Rath (Head Strength & Conditioning), Chris Shula (Assistant Linebackers), Zac Taylor (Assistant Wide Receivers), Blair Wagner (Assistant Strength and Conditioning), Shane Waldron (Tight Ends), Eric Yarber (Wide Receivers)



LOS ANGELES RAMS ALPHABETICAL ROSTER

| NO. | PLAYER | POS | HT | WT | DOB | AGE | EXP | COLLEGE | H.S. HOMETOWN | ACQUIRED |
|-----|------------------------|-----|------|-----|------------|-----|-----|--------------------------|------------------------|-------------|
| 31 | Alexander, Maurice | S | 6-1 | 222 | 2/16/1991 | 26 | 4 | Utah State | St. Louis, Mo. | D4-'14 |
| 8 | Allen, Brandon | QB | 6-2 | 214 | 9/5/1992 | 25 | 1 | Arkansas | Fayetteville, Ark. | FA-'17 |
| 11 | Austin, Tavon | WR | 5-8 | 179 | 3/15/1990 | 27 | 5 | West Virginia | Baltimore, Md. | D1A-'13 |
| 26 | Barron, Mark | LB | 6-2 | 225 | 10/27/1989 | 27 | 6 | Alabama | Mobile, Ala. | T(TB)-'14 |
| 98 | Barwin, Connor | OLB | 6-4 | 255 | 10/15/1986 | 30 | 9 | Cincinnati | Southfield, Mich. | FA-'17 |
| 66 | Blythe, Austin | C | 6-3 | 300 | 6/16/1992 | 25 | 2 | Iowa | Williamsburg, Iowa | W(IND)-'17 |
| 90 | Brockers, Michael | DT | 6-5 | 302 | 12/21/1990 | 26 | 6 | LSU | Houston, Texas | D1-'12 |
| 68 | Brown, Jamon | G | 6-4 | 330 | 3/15/1993 | 24 | 3 | Louisville | Louisville, Ky. | D3A-'15 |
| 34 | Brown, Malcolm | RB | 5-11 | 227 | 5/15/1993 | 24 | 2 | Texas | Cibolo, Texas | FA-'15 |
| 86 | Carrier, Derek | TE | 6-4 | 244 | 7/25/1990 | 27 | 5 | Beloit (Wis.) | Edgerton, Wis. | T(WAS)-'17 |
| 41 | Christian, Marqui | S | 5-11 | 200 | 10/27/1994 | 22 | 2 | Midwestern State | Spring, Texas | W(AZ) - '16 |
| 10 | Cooper, Pharoh | WR | 5-11 | 207 | 3/7/1995 | 22 | 2 | South Carolina | Havelock, N.C. | D4B-'16 |
| 24 | Countess, Blake | DB | 5-10 | 185 | 8/8/1993 | 24 | 2 | Auburn | Owings Mills, MD | FA-'16 |
| 38 | Davis, Cody | S | 6-1 | 203 | 6/6/1989 | 28 | 5 | Texas Tech | Stephenville, Texas | FA-'13 |
| 33 | Davis, Justin | RB | 6-1 | 198 | 11/11/1995 | 21 | R | Southern California | Stockton, Calif. | FA-'17 |
| 64 | Donnal, Andrew | T | 6-6 | 310 | 3/3/1992 | 25 | 3 | Iowa | Monclova, Ohio | D4-'15 |
| 50 | Ebukam, Samson | OLB | 6-3 | 240 | 5/9/1995 | 22 | R | Eastern Washington | Portland, Ore. | D4B-'17 |
| 81 | Everett, Gerald | TE | 6-3 | 245 | 6/25/1994 | 23 | R | South Alabama | Decatur, Ga. | D2-'17 |
| 97 | Fox, Morgan | DE | 6-3 | 275 | 9/12/1994 | 23 | 2 | Colorado State Pueblo | Colorado Springs, Colo | FA-'16 |
| 16 | Goff, Jared | QB | 6-4 | 223 | 10/14/1994 | 22 | 2 | California | Novato, Calif. | D1-'16 |
| 30 | Gurley II, Todd | RB | 6-1 | 227 | 8/3/1994 | 23 | 3 | Georgia | Tarboro, N.C. | D1-'15 |
| 56 | Hager, Bryce | LB | 6-1 | 237 | 5/4/1992 | 25 | 3 | Baylor | Austin, Texas | D7A-'15 |
| 34 | Hatfield, Dominique | CB | 5-10 | 170 | 12/13/1994 | 22 | R | Utah | Los Angeles, Calif. | FA-'17 |
| 79 | Havenstein, Rob | T | 6-8 | 328 | 5/13/1992 | 25 | 3 | Wisconsin | Mount Airy, Md. | D2-'15 |
| 6 | Hekker, Johnny | P | 6-5 | 241 | 2/8/1990 | 27 | 6 | Oregon State | Bothell, Wash. | FA-'12 |
| 89 | Higbee, Tyler | TE | 6-6 | 257 | 1/1/1993 | 24 | 2 | Western Kentucky | Clearwater, Fla. | D4A-'16 |
| 43 | Johnson III, John | S | 6-0 | 204 | 12/19/1995 | 21 | R | Boston College | West Hyattsville, Md. | D3B-'17 |
| 22 | Johnson, Trumaine | CB | 6-2 | 213 | 1/1/1990 | 27 | 6 | Montana | Stockton, Calif. | D3-'12 |
| 20 | Joyner, Lamarcus | S | 5-8 | 190 | 11/27/1990 | 26 | 4 | Florida State | Miami, Fla. | D2-'14 |
| 18 | Kupp, Cooper | WR | 6-2 | 205 | 6/15/1993 | 24 | R | Eastern Washington | Yakima, Wash. | D3A-'17 |
| 58 | Littleton, Cory | OLB | 6-3 | 225 | 11/18/1993 | 23 | 2 | Washington | Spring Valley, Calif. | FA-'16 |
| 96 | Longacre, Matt | OLB | 6-3 | 255 | 9/21/1991 | 25 | 3 | Northwest Missouri State | Omaha, Neb. | FA-'15 |
| 73 | Lucas, Cornelius | OT | 6-9 | 320 | 7/18/1991 | 26 | 4 | Kansas State | New Orleans, La. | FA-'17 |
| 14 | Mannion, Sean | QB | 6-6 | 231 | 4/25/1992 | 25 | 2 | Oregon State | Pleasanton, Calif. | D3B-'15 |
| 44 | McQuaide, Jake | LS | 6-2 | 225 | 12/7/1987 | 29 | 7 | Ohio State | Cincinnati, Ohio | FA-'11 |
| 72 | Neary, Aaron | C/G | 6-4 | 301 | 11/15/1992 | 24 | 1 | Eastern Washington | Richland, Wash. | W(PHI)-'17 |
| 52 | Ogletree, Alec | LB | 6-2 | 235 | 9/25/1991 | 25 | 5 | Georgia | Newnan, Ga. | D1B-'13 |
| 51 | Price, Ejuan | OLB | 5-11 | 250 | 1/30/1993 | 24 | R | Pittsburgh | Rankin, Pa. | D7-'17 |
| 94 | Quinn, Robert | OLB | 6-4 | 250 | 5/18/1990 | 27 | 7 | North Carolina | Ladson, S.C. | D1-'11 |
| 83 | Reynolds, Josh | WR | 6-3 | 192 | 2/16/1995 | 22 | R | Texas A&M | San Antonio, Texas | D4A-'17 |
| 23 | Robey-Coleman, Nickell | CB | 5-8 | 178 | 11/17/1992 | 25 | 5 | Southern California | Frostproof, Fla. | FA-'17 |
| 76 | Saffold, Rodger | G | 6-5 | 325 | 6/6/1988 | 29 | 8 | Indiana | Bedford, Ohio | D2-'10 |
| 92 | Smart, Tanzel | DT | 6-1 | 290 | 11/6/1994 | 22 | R | Tulane | Baton Rouge, La. | D6A-'17 |
| 65 | Sullivan, John | C | 6-4 | 310 | 8/8/1985 | 32 | 9 | Notre Dame | Old Greenwich, Conn. | FA-'17 |
| 95 | Walker, Tyrunn | DT | 6-3 | 310 | 3/18/1990 | 27 | 5 | Tulsa | New Iberia, La. | FA-'17 |
| 12 | Watkins, Sammy | WR | 6-1 | 211 | 6/14/1993 | 24 | 4 | Clemson | Fort Myers, Fla. | T(BUF)-'17 |
| 21 | Webster, Kayvon | CB | 5-11 | 192 | 2/1/1991 | 26 | 5 | South Florida | Opa-Locka, Fla. | FA-'17 |
| 93 | Westbrooks, Ethan | DE | 6-4 | 283 | 11/15/1990 | 26 | 4 | West Texas A&M | Oakland, Calif. | FA-'14 |
| 77 | Whitworth, Andrew | T | 6-7 | 333 | 12/12/1981 | 35 | 12 | LSU | Monroe, La. | FA-'17 |
| 63 | Williams, Darrell | T | 6-5 | 305 | 8/3/1993 | 24 | 2 | South Florida | Orlando, Fla. | FA-'15 |
| 17 | Woods, Robert | WR | 6-0 | 193 | 4/10/1992 | 25 | 5 | Southern California | Gardena, Calif. | FA-'17 |
| 4 | Zuerlein, Greg | K | 6-0 | 191 | 12/27/1987 | 29 | 6 | Missouri Western | Lincoln, Neb. | D6-'12 |

Active Roster: 52

Practice Squad

| | | | | | | | | | | |
|----|--------------------|-----|------|-----|------------|----|---|--------------------------|----------------------|---------|
| 67 | Bryant, Omarius | DT | 6-3 | 315 | 10/26/1994 | 22 | R | Western Kentucky | Byram, Miss. | FA-'17 |
| 27 | Johnson, Isaiah | DB | 6-1 | 207 | 5/16/1992 | 25 | 3 | Georgia Tech | Columbus, Ohio | FA-'16 |
| 49 | McKinzy, Cassanova | OLB | 6-3 | 257 | 11/17/1992 | 24 | 1 | Auburn | Birmingham, Ala. | FA-'16 |
| 19 | McRoberts, Paul | WR | 6-2 | 197 | 11/15/1992 | 24 | 1 | Southeast Missouri State | St. Louis, Mo. | FA-'16 |
| 48 | Mundt, Johnny | TE | 6-4 | 232 | 11/23/1994 | 22 | R | Oregon | Modesto, Calif. | FA-'17 |
| 47 | Peterson, Kevin | CB | 5-11 | 180 | 3/22/1994 | 23 | 1 | Oklahoma State | Muskogee, Okla. | FA-'16 |
| 39 | Rogers, Sam | FB | 5-10 | 235 | 4/12/1995 | 22 | R | Virginia Tech | Mechanicsville, Va. | D6B-'17 |
| 53 | Thompson, Carlos | OLB | 6-5 | 250 | 2/16/1992 | 25 | 1 | Mississippi | Hollandale, Miss. | FA-'17 |
| 87 | Wilson, Travis | TE | 6-7 | 258 | 12/14/1993 | 23 | 1 | Utah | San Clemente, Calif. | FA-'17 |

Practice Squad: 9

Commissioner's Exempt List

| | | | | | | | | | | |
|----|---------------|----|-----|-----|-----------|----|---|------------|-----------------|---------|
| 99 | Donald, Aaron | DT | 6-1 | 280 | 5/23/1991 | 26 | 4 | Pittsburgh | Pittsburgh, Pa. | D1B-'14 |
|----|---------------|----|-----|-----|-----------|----|---|------------|-----------------|---------|

Reserve/Physically Unable to Perform (PUP)

| | | | | | | | | | | |
|----|---------------|----|-----|-----|-----------|----|---|-------------|--------------------|--------|
| 25 | Dunbar, Lance | RB | 5-8 | 187 | 1/25/1990 | 27 | 6 | North Texas | Haltom City, Texas | FA-'17 |
|----|---------------|----|-----|-----|-----------|----|---|-------------|--------------------|--------|

Reserve/Injured

| | | | | | | | | | | |
|-----|----------------------|----|------|-----|------------|----|---|----------------------|---------------------|---------|
| 91 | Easley, Dominique | DT | 6-2 | 273 | 4/28/1992 | 25 | 4 | Florida | Staten Island, N.Y. | FA-'16 |
| 84 | Hemingway, Temarrick | TE | 6-5 | 251 | 7/30/1993 | 24 | 2 | South Carolina State | Loris, S.C. | D6A-'16 |
| 15 | Marquez, Bradley | WR | 5-10 | 205 | 12/14/1992 | 24 | 3 | Texas Tech | Odessa, Texas | FA-'15 |
| 41B | Tillery, Lenard | RB | 5-10 | 198 | 12/9/1993 | 23 | R | Southern | Baton Rouge, La. | FA-'17 |

Reserve/Suspended

| | | | | | | | | | | |
|----|-----------------|----|------|-----|-----------|----|---|----------------------|------------------|-------------|
| 32 | Hill, Troy | CB | 5-11 | 184 | 8/29/1991 | 26 | 3 | Oregon | Youngstown, Ohio | W(NE) - '15 |
| 88 | Thomas, Michael | WR | 6-1 | 195 | 8/16/1994 | 23 | 2 | Southern Mississippi | Chicago, Ill. | D6C-'16 |



LOS ANGELES RAMS NUMERICAL ROSTER

| NO. | PLAYER | POS | HT | WT | DOB | AGE | EXP | COLLEGE | H.S. HOMETOWN | ACQUIRED |
|-----|-----------------------|-----|------|-----|------------|-----|-----|--------------------------|-------------------------|-------------|
| 4 | Greg Zuerlein | K | 6-0 | 191 | 12/27/1987 | 29 | 6 | Missouri Western | Lincoln, Neb. | D6-'12 |
| 6 | Johnny Hekker | P | 6-5 | 241 | 2/8/1990 | 27 | 6 | Oregon State | Bothell, Wash. | FA-'12 |
| 8 | Brandon Allen | QB | 6-2 | 214 | 9/5/1992 | 25 | 1 | Arkansas | Fayetteville, Ark. | FA-'17 |
| 10 | Pharoh Cooper | WR | 5-11 | 207 | 3/7/1995 | 22 | 2 | South Carolina | Havelock, N.C. | D4B-'16 |
| 11 | Tavon Austin | WR | 5-8 | 179 | 3/15/1990 | 27 | 5 | West Virginia | Baltimore, Md. | D1A-'13 |
| 12 | Sammy Watkins | WR | 6-1 | 211 | 6/14/1993 | 24 | 4 | Clemson | Fort Myers, Fla. | T(BUF)-'17 |
| 14 | Sean Mannion | QB | 6-6 | 231 | 4/25/1992 | 25 | 2 | Oregon State | Pleasanton, Calif. | D3B-'15 |
| 16 | Jared Goff | QB | 6-4 | 223 | 10/14/1994 | 22 | 2 | California | Novato, Calif. | D1-'16 |
| 17 | Robert Woods | WR | 6-0 | 193 | 4/10/1992 | 25 | 5 | Southern California | Gardena, Calif. | FA-'17 |
| 18 | Cooper Kupp | WR | 6-2 | 205 | 6/15/1993 | 24 | R | Eastern Washington | Yakima, Wash. | D3A-'17 |
| 20 | Lamarcus Joyner | S | 5-8 | 190 | 11/27/1990 | 26 | 4 | Florida State | Miami, Fla. | D2-'14 |
| 21 | Kayvon Webster | CB | 5-11 | 192 | 2/1/1991 | 26 | 5 | South Florida | Opa-Locka, Fla. | FA-'17 |
| 22 | Trumaine Johnson | CB | 6-2 | 213 | 1/1/1990 | 27 | 6 | Montana | Stockton, Calif. | D3-'12 |
| 23 | Nickell Robey-Coleman | CB | 5-8 | 178 | 1/17/1992 | 25 | 5 | Southern California | Frostproof, Fla. | FA-'17 |
| 24 | Blake Countess | DB | 5-10 | 185 | 8/8/1993 | 24 | 2 | Auburn | Owings Mills, MD | FA-'16 |
| 26 | Mark Barron | LB | 6-2 | 225 | 10/27/1989 | 27 | 6 | Alabama | Mobile, Ala. | T(TB)-'14 |
| 30 | Todd Gurley II | RB | 6-1 | 227 | 8/3/1994 | 23 | 3 | Georgia | Tarboro, N.C. | D1-'15 |
| 31 | Maurice Alexander | S | 6-1 | 222 | 2/16/1991 | 26 | 4 | Utah State | St. Louis, Mo. | D4-'14 |
| 33 | Justin Davis | RB | 6-1 | 198 | 11/11/1995 | 21 | R | Southern California | Stockton, Calif. | FA-'17 |
| 34 | Malcolm Brown | RB | 5-11 | 227 | 5/15/1993 | 24 | 2 | Texas | Cibolo, Texas | FA-'15 |
| 36 | Dominique Hatfield | CB | 5-10 | 170 | 12/13/1994 | 22 | R | Utah | Los Angeles, Calif. | FA-'17 |
| 38 | Cody Davis | S | 6-1 | 203 | 6/6/1989 | 28 | 5 | Texas Tech | Stephenville, Texas | FA-'13 |
| 41 | Marqui Christian | S | 5-11 | 200 | 10/27/1994 | 22 | 2 | Midwestern State | Spring, Texas | W(AZ) - '16 |
| 43 | John Johnson III | S | 6-0 | 204 | 12/19/1995 | 21 | R | Boston College | West Hyattsville, Md. | D3B-'17 |
| 44 | Jake McQuaide | LS | 6-2 | 225 | 12/7/1987 | 29 | 7 | Ohio State | Cincinnati, Ohio | FA-'11 |
| 50 | Samson Ebukam | OLB | 6-3 | 240 | 5/9/1995 | 22 | R | Eastern Washington | Portland, Ore. | D4B-'17 |
| 51 | Ejuan Price | OLB | 5-11 | 250 | 1/30/1993 | 24 | R | Pittsburgh | Rankin, Pa. | D7-'17 |
| 52 | Alec Ogletree | LB | 6-2 | 235 | 9/25/1991 | 25 | 5 | Georgia | Newnan, Ga. | D1B-'13 |
| 54 | Bryce Hager | LB | 6-1 | 237 | 5/4/1992 | 25 | 3 | Baylor | Austin, Texas | D7A-'15 |
| 58 | Cory Littleton | OLB | 6-3 | 225 | 11/18/1993 | 23 | 2 | Washington | Spring Valley, Calif. | FA-'16 |
| 63 | Darrell Williams | T | 6-5 | 305 | 8/3/1993 | 24 | 2 | South Florida | Orlando, Fla. | FA-'15 |
| 64 | Andrew Donnal | T | 6-6 | 310 | 3/3/1992 | 25 | 3 | Iowa | Monclova, Ohio | D4-'15 |
| 65 | John Sullivan | C | 6-4 | 310 | 8/8/1985 | 32 | 9 | Notre Dame | Old Greenwich, Conn. | FA-'17 |
| 66 | Austin Blythe | C | 6-3 | 300 | 6/16/1992 | 25 | 2 | Iowa | Williamsburg, Iowa | W(IND)-'17 |
| 68 | Jamon Brown | G | 6-4 | 330 | 3/15/1993 | 24 | 3 | Louisville | Louisville, Ky. | D3A-'15 |
| 72 | Aaron Neary | C/G | 6-4 | 301 | 11/15/1992 | 24 | 1 | Eastern Washington | Richland, Wash. | W(PHI)-'17 |
| 73 | Cornelius Lucas | OT | 6-9 | 320 | 7/18/1991 | 26 | 4 | Kansas State | New Orleans, La. | FA-'17 |
| 76 | Rodger Saffold | G | 6-5 | 325 | 6/6/1988 | 29 | 8 | Indiana | Bedford, Ohio | D2-'10 |
| 77 | Andrew Whitworth | T | 6-7 | 333 | 12/12/1981 | 35 | 12 | LSU | Monroe, La. | FA-'17 |
| 79 | Rob Havenstein | T | 6-8 | 328 | 5/13/1992 | 25 | 3 | Wisconsin | Mount Airy, Md. | D2-'15 |
| 81 | Gerald Everett | TE | 6-3 | 245 | 6/25/1994 | 23 | R | South Alabama | Decatur, Ga. | D2-'17 |
| 83 | Josh Reynolds | WR | 6-3 | 192 | 2/16/1995 | 22 | R | Texas A&M | San Antonio, Texas | D4A-'17 |
| 86 | Derek Carrier | TE | 6-4 | 244 | 7/25/1990 | 27 | 5 | Beloit (Wis.) | Edgerton, Wis. | T(WAS)-'17 |
| 89 | Tyler Higbee | TE | 6-6 | 257 | 1/1/1993 | 24 | 2 | Western Kentucky | Clearwater, Fla. | D4A-'16 |
| 90 | Michael Brockers | DT | 6-5 | 302 | 12/21/1990 | 26 | 6 | LSU | Houston, Texas | D1-'12 |
| 92 | Tanzel Smart | DT | 6-1 | 290 | 11/6/1994 | 22 | R | Tulane | Baton Rouge, La. | D6A-'17 |
| 93 | Ethan Westbrooks | DE | 6-4 | 283 | 11/15/1990 | 26 | 4 | West Texas A&M | Oakland, Calif. | FA-'14 |
| 94 | Robert Quinn | OLB | 6-4 | 250 | 5/18/1990 | 27 | 7 | North Carolina | Ladson, S.C. | D1-'11 |
| 95 | Tyrann Walker | DT | 6-3 | 310 | 3/18/1990 | 27 | 5 | Tulsa | New Iberia, La. | FA-'17 |
| 96 | Matt Longacre | DE | 6-3 | 255 | 9/21/1991 | 25 | 3 | Northwest Missouri State | Omaha, Neb. | FA-'15 |
| 97 | Morgan Fox | DE | 6-3 | 275 | 9/12/1994 | 23 | 2 | Colorado State Pueblo | Colorado Springs, Colo. | FA-'16 |
| 98 | Connor Barwin | OLB | 6-4 | 255 | 10/15/1986 | 30 | 9 | Cincinnati | Southfield, Mich. | FA-'17 |

Active Roster: 52

Practice Squad

| | | | | | | | | | | |
|----|-------------------|-----|------|-----|------------|----|---|--------------------------|----------------------|---------|
| 19 | Paul McRoberts | WR | 6-2 | 197 | 11/15/1992 | 24 | 1 | Southeast Missouri State | St. Louis, Mo. | FA-'16 |
| 27 | Isaiah Johnson | DB | 6-1 | 207 | 5/16/1992 | 25 | 3 | Georgia Tech | Columbus, Ohio | FA-'16 |
| 39 | Sam Rogers | FB | 5-10 | 235 | 4/12/1995 | 22 | R | Virginia Tech | Mechanicsville, Va. | D6B-'17 |
| 47 | Kevin Peterson | CB | 5-11 | 180 | 3/22/1994 | 23 | 1 | Oklahoma State | Muskogee, Okla. | FA-'16 |
| 48 | Johnny Mundt | TE | 6-4 | 232 | 11/23/1994 | 22 | R | Oregon | Modesto, Calif. | FA-'17 |
| 49 | Cassanova McKinzy | OLB | 6-3 | 257 | 11/17/1992 | 24 | 1 | Auburn | Birmingham, Ala. | FA-'16 |
| 53 | Carlos Thompson | OLB | 6-5 | 250 | 2/16/1992 | 25 | 1 | Mississippi | Hollandale, Miss. | FA-'17 |
| 67 | Omarus Bryant | DT | 6-3 | 315 | 10/26/1994 | 22 | R | Western Kentucky | Byram, Miss. | FA-'17 |
| 87 | Travis Wilson | TE | 6-7 | 258 | 12/14/1993 | 23 | 1 | Utah | San Clemente, Calif. | FA-'17 |

Practice Squad: 9

Commissioner's Exempt List

| | | | | | | | | | | |
|----|--------------|----|-----|-----|-----------|----|---|------------|-----------------|---------|
| 99 | Aaron Donald | DT | 6-1 | 280 | 5/23/1991 | 26 | 4 | Pittsburgh | Pittsburgh, Pa. | D1B-'14 |
|----|--------------|----|-----|-----|-----------|----|---|------------|-----------------|---------|

Reserve/Physically Unable to Perform (PUP)

| | | | | | | | | | | |
|----|--------------|----|-----|-----|-----------|----|---|-------------|--------------------|--------|
| 25 | Lance Dunbar | RB | 5-8 | 187 | 1/25/1990 | 27 | 6 | North Texas | Haltom City, Texas | FA-'17 |
|----|--------------|----|-----|-----|-----------|----|---|-------------|--------------------|--------|

Reserve/Injured

| | | | | | | | | | | |
|-----|---------------------|----|------|-----|------------|----|---|----------------------|---------------------|---------|
| 15 | Bradley Marquez | WR | 5-10 | 205 | 12/14/1992 | 24 | 3 | Texas Tech | Odessa, Texas | FA-'15 |
| 41B | Lenard Tilley | RB | 5-10 | 198 | 12/9/1993 | 23 | R | Southern | Baton Rouge, La. | FA-'17 |
| 84 | Temarrick Hemingway | TE | 6-5 | 251 | 7/30/1993 | 24 | 2 | South Carolina State | Loris, S.C. | D6A-'16 |
| 91 | Dominique Easley | DT | 6-2 | 273 | 4/28/1992 | 25 | 4 | Florida | Staten Island, N.Y. | FA-'16 |

Reserve/Suspended

| | | | | | | | | | | |
|----|----------------|----|------|-----|-----------|----|---|----------------------|------------------|-------------|
| 32 | Troy Hill | CB | 5-11 | 184 | 8/29/1991 | 26 | 3 | Oregon | Youngstown, Ohio | W(NE) - '15 |
| 88 | Michael Thomas | WR | 6-1 | 195 | 8/16/1994 | 23 | 2 | Southern Mississippi | Chicago, Ill. | D6C-'16 |



LOS ANGELES RAMS BY EXPERIENCE

| | NO. | PLAYER | POS | HT | WT | DOB | AGE | EXP | COLLEGE | H.S. HOMETOWN | ACQUIRED |
|----------------------|-----|------------------------|-----|------|-----|------------|-----|-----|--------------------------|-------------------------|-------------|
| 12th Year (1) | 77 | Whitworth, Andrew | T | 6-7 | 333 | 12/12/1981 | 35 | 12 | LSU | Monroe, La. | FA-'17 |
| 9th Year (2) | 98 | Barwin, Connor | OLB | 6-4 | 255 | 10/15/1986 | 30 | 9 | Cincinnati | Southfield, Mich. | FA-'17 |
| | 65 | Sullivan, John | C | 6-4 | 310 | 8/8/1985 | 32 | 9 | Notre Dame | Old Greenwich, Conn. | FA-'17 |
| 8th Year (1) | 76 | Saffold, Rodger | G | 6-5 | 325 | 6/6/1988 | 29 | 8 | Indiana | Bedford, Ohio | D2-'10 |
| 7th Year (2) | 44 | McQuaide, Jake | LS | | 225 | 12/7/1987 | 29 | 7 | Ohio State | Cincinnati, Ohio | FA-'11 |
| | 94 | Quinn, Robert | OLB | 6-4 | 250 | 5/18/1990 | 27 | 7 | North Carolina | Ladson, S.C. | D1-'11 |
| 6th Year (5) | 4 | Zuerlein, Greg | K | 6-0 | 191 | 12/27/1987 | 29 | 6 | Missouri Western | Lincoln, Nebr. | D6-'12 |
| | 6 | Hekker, Johnny | P | 6-5 | 241 | 2/8/1990 | 27 | 6 | Oregon State | Bothell, Wash. | FA-'12 |
| | 22 | Johnson, Trumaine | CB | 6-2 | 213 | 1/1/1990 | 27 | 6 | Montana | Stockton, Calif. | D3-'12 |
| | 26 | Barron, Mark | LB | 6-2 | 225 | 10/27/1989 | 27 | 6 | Alabama | Mobile, Ala. | T(TB)-'14 |
| | 90 | Brockers, Michael | DT | 6-5 | 302 | 12/21/1990 | 26 | 6 | LSU | Houston, Texas | D1-'12 |
| 5th Year (8) | 11 | Austin, Tavon | WR | 5-8 | 179 | 3/15/1990 | 27 | 5 | West Virginia | Baltimore, Md. | D1A-'13 |
| | 17 | Woods, Robert | WR | 6-0 | 193 | 4/10/1992 | 25 | 5 | Southern California | Gardena, Calif. | FA-'17 |
| | 21 | Webster, Kayvon | CB | 5-11 | 192 | 2/1/1991 | 26 | 5 | South Florida | Opa-locka, Fla. | FA-'17 |
| | 23 | Robey-Coleman, Nickell | CB | 5-8 | 178 | 1/17/1992 | 25 | 5 | Southern California | Frostproof, Fla. | FA-'17 |
| | 38 | Davis, Cody | S | 6-1 | 203 | 6/6/1989 | 28 | 5 | Texas Tech | Stephenville, Texas | FA-'13 |
| | 52 | Ogletree, Alec | LB | 6-2 | 235 | 9/25/1991 | 25 | 5 | Georgia | Newnan, Ga. | D1B-'13 |
| | 86 | Carrier, Derek | TE | 6-4 | 244 | 7/25/1990 | 27 | 5 | Beloit (Wis.) | Edgerton, Wis. | T(WAS)-'17 |
| | 95 | Walker, Tyrunn | DT | 6-3 | 310 | 3/18/1990 | 27 | 5 | Tulsa | New Iberia, La. | FA-'17 |
| 4th Year (5) | 12 | Watkins, Sammy | WR | 6-1 | 211 | 6/14/1993 | 24 | 4 | Clemson | Fort Myers, Fla. | T(BUF)-'17 |
| | 20 | Joyner, Lamarcus | S | 5-8 | 190 | 11/27/1990 | 26 | 4 | Florida State | Miami, Fla. | D2-'14 |
| | 31 | Alexander, Maurice | S | 6-1 | 222 | 2/16/1991 | 26 | 4 | Utah State | St. Louis, Mo. | D4-'14 |
| | 73 | Lucas, Cornelius | OT | 6-9 | 320 | 7/18/1991 | 26 | 4 | Kansas State | New Orleans, La. | FA-'17 |
| | 93 | Westbrooks, Ethan | DE | 6-4 | 283 | 11/15/1990 | 26 | 4 | West Texas A&M | Oakland, Calif. | FA-'14 |
| 3rd Year (6) | 30 | Gurley II, Todd | RB | 6-1 | 227 | 8/3/1994 | 23 | 3 | Georgia | Tarboro, N.C. | D1-'15 |
| | 54 | Hager, Bryce | LB | 6-1 | 237 | 5/4/1992 | 25 | 3 | Baylor | Austin, Texas | D7A-'15 |
| | 64 | Donnal, Andrew | T | 6-6 | 310 | 3/3/1992 | 25 | 3 | Iowa | Monclova, Ohio | D4-'15 |
| | 68 | Brown, Jamon | G | 6-4 | 330 | 3/15/1993 | 24 | 3 | Louisville | Louisville, Ky. | D3A-'15 |
| | 79 | Havenstein, Rob | T | 6-8 | 328 | 5/13/1992 | 25 | 3 | Wisconsin | Mount Airy, Md. | D2-'15 |
| | 96 | Longacre, Matt | OLB | 6-3 | 255 | 9/21/1991 | 25 | 3 | Northwest Missouri State | Omaha, Nebr. | FA-'15 |
| 2nd Year (12) | 10 | Cooper, Pharaoh | WR | 5-11 | 207 | 3/7/1995 | 22 | 2 | South Carolina | Havelock, N.C. | D4B-'16 |
| | 14 | Mannion, Sean | QB | 6-6 | 231 | 4/25/1992 | 25 | 2 | Oregon State | Pleasanton, Calif. | D3B-'15 |
| | 16 | Goff, Jared | QB | 6-4 | 223 | 10/14/1994 | 22 | 2 | California | Novato, Calif. | D1-'16 |
| | 24 | Countess, Blake | DB | 5-10 | 185 | 8/8/1993 | 24 | 2 | Auburn | Owings Mills, MD | FA-'16 |
| | 34 | Brown, Malcolm | RB | 5-11 | 227 | 5/15/1993 | 24 | 2 | Texas | Cibolo, Texas | FA-'15 |
| | 41 | Christian, Marqui | DB | 5-11 | 200 | 10/27/1994 | 22 | 2 | Midwestern State | Spring, Texas | W(AZ) - '16 |
| | 58 | Littleton, Cory | OLB | 6-3 | 225 | 11/18/1993 | 23 | 2 | Washington | Spring Valley, Calif. | FA-'16 |
| | 63 | Williams, Darrell | T | 6-5 | 305 | 8/3/1993 | 24 | 2 | South Florida | Orlando, Fla. | FA-'15 |
| | 66 | Blythe, Austin | C | 6-3 | 300 | 6/16/1992 | 25 | 2 | Iowa | Williamsburg, Iowa | W(IND)-'17 |
| | 71 | Jefferson, Quinton | DT | 6-4 | 291 | 3/31/1993 | 24 | 2 | Maryland | Pittsburgh, Pa. | W(SEA)-'17 |
| | 89 | Higbee, Tyler | TE | 6-6 | 257 | 1/1/1993 | 24 | 2 | Western Kentucky | Clearwater, Fla. | D4A-'16 |
| | 97 | Fox, Morgan | DE | 6-3 | 275 | 9/12/1994 | 23 | 2 | Colorado State Pueblo | Colorado Springs, Colo. | FA-'16 |
| 1st Year (1) | 8 | Allen, Brandon | QB | 6-2 | 214 | 9/5/1992 | 25 | 1 | Arkansas | Fayetteville, Ark. | FA-'17 |
| Rookies (9) | 18 | Kupp, Cooper | WR | 6-2 | 205 | 6/15/1993 | 24 | R | Eastern Washington | Yakima, Wash. | D3A-'17 |
| | 36 | Hatfield, Dominique | CB | 5-10 | 170 | 12/13/1994 | 22 | R | Utah | Los Angeles, Calif. | FA-'17 |
| | 42 | Davis, Justin | RB | 6-1 | 198 | 11/11/1995 | 21 | R | Southern California | Stockton, Calif. | FA-'17 |
| | 43 | Johnson III, John | S | 6-0 | 204 | 12/19/1995 | 21 | R | Boston College | West Hyattsville, Md. | D3B-'17 |
| | 50 | Ebukam, Samson | OLB | 6-3 | 240 | 5/9/1995 | 22 | R | Eastern Washington | Portland, Ore. | D4B-'17 |
| | 51 | Price, Ejuan | OLB | 5-11 | 250 | 1/30/1993 | 24 | R | Pittsburgh | Rankin, Pa. | D7-'17 |
| | 81 | Everett, Gerald | TE | 6-3 | 245 | 6/25/1994 | 23 | R | South Alabama | Decatur, Ga. | D2-'17 |
| | 83 | Reynolds, Josh | WR | 6-3 | 192 | 2/16/1995 | 22 | R | Texas A&M | San Antonio, Texas | D4A-'17 |
| | 92 | Smart, Tanzel | DT | 6-1 | 290 | 11/6/1994 | 22 | R | Tulane | Baton Rouge, La. | D6A-'17 |



LOS ANGELES RAMS POSITIONAL ROSTER

| QUARTERBACKS (3) | POS | HT | WT | DOB | AGE | EXP | COLLEGE | H.S. HOMETOWN | ACQUIRED |
|---------------------------|-----|------|-----|------------|-----|-----|--------------------------|-------------------------|-------------|
| 8 Allen, Brandon | QB | 6-2 | 214 | 9/5/1992 | 25 | 1 | Arkansas | Fayetteville, Ark. | FA-'17 |
| 14 Mannion, Sean | QB | 6-6 | 231 | 4/25/1992 | 25 | 2 | Oregon State | Pleasanton, Calif. | D3B-'15 |
| 16 Goff, Jared | QB | 6-4 | 223 | 10/14/1994 | 22 | 2 | California | Novato, Calif. | D1-'16 |
| RUNNING BACKS (3) | | | | | | | | | |
| 30 Gurley II, Todd | RB | 6-1 | 227 | 8/3/1994 | 23 | 3 | Georgia | Tarboro, N.C. | D1-'15 |
| 34 Brown, Malcolm | RB | 5-11 | 227 | 5/15/1993 | 24 | 2 | Texas | Cibola, Texas | FA-'15 |
| 33 Davis, Justin | RB | 6-1 | 198 | 11/11/1995 | 21 | R | Southern California | Stockton, Calif. | FA-'17 |
| WIDE RECEIVERS (6) | | | | | | | | | |
| 10 Cooper, Pharoh | WR | 5-11 | 207 | 3/7/1995 | 22 | 2 | South Carolina | Havelock, N.C. | D4B-'16 |
| 11 Austin, Tavon | WR | 5-8 | 179 | 3/15/1990 | 27 | 5 | West Virginia | Baltimore, Md. | D1A-'13 |
| 12 Watkins, Sammy | WR | 6-1 | 211 | 6/14/1993 | 24 | 4 | Clemson | Fort Myers, Fla. | T(BUF)-'17 |
| 17 Woods, Robert | WR | 6-0 | 193 | 4/10/1992 | 25 | 5 | Southern California | Gardena, Calif. | FA-'17 |
| 18 Kupp, Cooper | WR | 6-2 | 205 | 6/15/1993 | 24 | R | Eastern Washington | Yakima, Wash. | D3A-'17 |
| 83 Reynolds, Josh | WR | 6-3 | 192 | 2/16/1995 | 22 | R | Texas A&M | San Antonio, Texas | D4A-'17 |
| TIGHT ENDS (3) | | | | | | | | | |
| 81 Everett, Gerald | TE | 6-3 | 245 | 6/25/1994 | 23 | R | South Alabama | Decatur, Ga. | D2-'17 |
| 86 Carrier, Derek | TE | 6-4 | 244 | 7/25/1990 | 27 | 5 | Beloit (Wis.) | Edgerton, Wis. | T(WAS)-'17 |
| 89 Higbee, Tyler | TE | 6-6 | 257 | 1/1/1993 | 24 | 2 | Western Kentucky | Clearwater, Fla. | D4A-'16 |
| OFFENSIVE LINE (10) | | | | | | | | | |
| 63 Williams, Darrell | T | 6-5 | 305 | 8/3/1993 | 24 | 2 | South Florida | Orlando, Fla. | FA-'15 |
| 64 Donnal, Andrew | T | 6-6 | 310 | 3/3/1992 | 25 | 3 | Iowa | Monclova, Ohio | D4-'15 |
| 65 Sullivan, John | C | 6-4 | 310 | 8/8/1985 | 32 | 9 | Notre Dame | Old Greenwich, Conn. | FA-'17 |
| 66 Blythe, Austin | C | 6-3 | 300 | 6/16/1992 | 25 | 2 | Iowa | Williamsburg, Iowa | W(IND)-'17 |
| 68 Brown, Jamon | G | 6-4 | 330 | 3/15/1993 | 24 | 3 | Louisville | Louisville, Ky. | D3A-'15 |
| 72 Neary, Aaron | C/G | 6-4 | 301 | 11/15/1992 | 24 | 1 | Eastern Washington | Richland, Wash. | W(PHI)-'17 |
| 73 Lucas, Cornelius | OT | 6-9 | 320 | 7/18/1991 | 26 | 4 | Kansas State | New Orleans, La. | FA-'17 |
| 76 Saffold, Rodger | G | 6-5 | 325 | 6/6/1988 | 29 | 8 | Indiana | Bedford, Ohio | D2-'10 |
| 77 Whitworth, Andrew | T | 6-7 | 333 | 12/12/1981 | 35 | 12 | LSU | Monroe, La. | FA-'17 |
| 79 Havenstein, Rob | T | 6-8 | 328 | 5/13/1992 | 25 | 3 | Wisconsin | Mount Airy, Md. | D2-'15 |
| DEFENSIVE LINE (5) | | | | | | | | | |
| 90 Brockers, Michael | DT | 6-5 | 302 | 12/21/1990 | 26 | 6 | LSU | Houston, Texas | D1-'12 |
| 92 Smart, Tanzel | DT | 6-1 | 290 | 11/6/1994 | 22 | R | Tulane | Baton Rouge, La. | D6A-'17 |
| 93 Westbrook, Ethan | DE | 6-4 | 283 | 11/15/1990 | 26 | 4 | West Texas A&M | Oakland, Calif. | FA-'14 |
| 95 Walker, Tyrunn | DT | 6-3 | 310 | 3/18/1990 | 27 | 5 | Tulsa | New Iberia, La. | FA-'17 |
| 97 Fox, Morgan | DE | 6-3 | 275 | 9/12/1994 | 23 | 2 | Colorado State Pueblo | Colorado Springs, Colo. | FA-'16 |
| LINEBACKERS (9) | | | | | | | | | |
| 26 Barron, Mark | LB | 6-2 | 225 | 10/27/1989 | 27 | 6 | Alabama | Mobile, Ala. | T(TB)-'14 |
| 50 Ebukam, Samson | OLB | 6-3 | 240 | 5/9/1995 | 22 | R | Eastern Washington | Portland, Ore. | D4B-'17 |
| 51 Price, Ejuan | OLB | 5-11 | 250 | 1/30/1993 | 24 | R | Pittsburgh | Rankin, Pa. | D7-'17 |
| 52 Ogletree, Alec | LB | 6-2 | 235 | 9/25/1991 | 25 | 5 | Georgia | Newnan, Ga. | D1B-'13 |
| 54 Hager, Bryce | LB | 6-1 | 237 | 5/4/1992 | 25 | 3 | Baylor | Austin, Texas | D7A-'15 |
| 58 Littleton, Cory | OLB | 6-3 | 225 | 11/18/1993 | 23 | 2 | Washington | Spring Valley, Calif. | FA-'16 |
| 94 Quinn, Robert | OLB | 6-4 | 250 | 5/18/1990 | 27 | 7 | North Carolina | Ladson, S.C. | D1-'11 |
| 96 Longacre, Matt | OLB | 6-3 | 255 | 9/21/1991 | 25 | 3 | Northwest Missouri State | Omaha, Neb. | FA-'15 |
| 98 Barwin, Connor | OLB | 6-4 | 255 | 10/15/1986 | 30 | 9 | Cincinnati | Southfield, Mich. | FA-'17 |
| SECONDARY (10) | | | | | | | | | |
| 20 Joyner, Lamarcus | S | 5-8 | 190 | 11/27/1990 | 26 | 4 | Florida State | Miami, Fla. | D2-'14 |
| 21 Webster, Kayvon | CB | 5-11 | 192 | 2/1/1991 | 26 | 5 | South Florida | Opa-locka, Fla. | FA-'17 |
| 22 Johnson, Trumaine | CB | 6-2 | 213 | 1/1/1990 | 27 | 6 | Montana | Stockton, Calif. | D3-'12 |
| 23 Robey-Coleman, Nickell | CB | 5-8 | 178 | 1/17/1992 | 25 | 5 | Southern California | Frostproof, Fla. | FA-'17 |
| 24 Countess, Blake | DB | 5-10 | 185 | 8/8/1993 | 24 | 2 | Auburn | Owings Mills, MD | FA-'16 |
| 31 Alexander, Maurice | S | 6-1 | 222 | 2/16/1991 | 26 | 4 | Utah State | St. Louis, Mo. | D4-'14 |
| 36 Hatfield, Dominique | CB | 5-10 | 170 | 12/13/1994 | 22 | R | Utah | Los Angeles, Calif. | FA-'17 |
| 38 Davis, Cody | S | 6-1 | 203 | 6/6/1989 | 28 | 5 | Texas Tech | Stephenville, Texas | FA-'13 |
| 41 Christian, Marqui | S | 5-11 | 200 | 10/27/1994 | 22 | 2 | Midwestern State | Spring, Texas | W(AZ) - '16 |
| 43 Johnson III, John | S | 6-0 | 204 | 12/19/1995 | 21 | R | Boston College | West Hyattsville, Md. | D3B-'17 |
| SPECIALISTS (3) | | | | | | | | | |
| 4 Zuerlein, Greg | K | 6-0 | 191 | 12/27/1987 | 29 | 6 | Missouri Western | Lincoln, Nebr. | D6-'12 |
| 6 Hekker, Johnny | P | 6-5 | 241 | 2/8/1990 | 27 | 6 | Oregon State | Bothell, Wash. | FA-'12 |
| 44 McQuaide, Jake | LS | 6-2 | 225 | 12/7/1987 | 29 | 7 | Ohio State | Cincinnati, Ohio | FA-'11 |



LOS ANGELES RAMS 2017 TRANSACTIONS

| DATE | NAME | MOVE |
|-------------|--------------------------|--|
| January 2 | DB Jerome Couplin | Signed Reserves/Futures Contract |
| January 2 | LB Cassanova McKinzy | Signed Reserves/Futures Contract |
| January 2 | LB Reggie Northrup | Signed Reserves/Futures Contract |
| January 2 | CB Kevin Peterson | Signed Reserves/Futures Contract |
| January 2 | WR Brandon Shippen | Signed Reserves/Futures Contract |
| January 2 | DB Kevin Short | Signed Reserves/Futures Contract |
| January 2 | RB Brandon Wegher | Signed Reserves/Futures Contract |
| January 2 | TE Bryce Williams | Signed Reserves/Futures Contract |
| February 27 | TE Travis Wilson | Signed Reserves/Futures Contract |
| March 6 | CB Trumaine Johnson | Signed Franchise Tender |
| March 9 | DE William Hayes | Traded to Miami Dolphins |
| March 10 | T Andrew Whitworth | Signed |
| March 10 | WR Robert Woods | Signed |
| March 13 | LS Andrew East | Signed |
| March 14 | CB Kayvon Webster | Signed |
| March 15 | K Greg Zuerlein | Resigned |
| March 16 | OLB Connor Barwin | Signed |
| March 16 | RB Lance Dunbar | Signed |
| March 23 | QB Aaron Murray | Signed |
| March 23 | DT Tyrann Walker | Signed |
| April 4 | OLB Carlos Thompson | Signed |
| April 5 | C John Sullivan | Signed |
| April 7 | CB Nickell Robey-Coleman | Signed |
| April 19 | DB Kevin Short | Waived |
| April 19 | G Tre Jackson | Claimed off Waivers |
| April 20 | G Tre Jackson | Waived |
| May 1 | G David Arkin | Waived |
| May 2 | RB Brandon Wegher | Waived |
| May 2 | LB Kevin Davis | Signed |
| May 2 | OL Jake Eldrenkamp | Signed |
| May 2 | TE Johnny Mundt | Signed |
| May 2 | LB Adefolarin Orimolade | Signed |
| May 2 | DT Casey Sayles | Signed |
| May 2 | DB Dravious Wright | Signed |
| May 3 | DB Jerome Couplin | Waived |
| May 3 | LS Andrew East | Waived |
| May 3 | TE Bryce Williams | Waived |
| May 3 | CB Jared Collins | Signed |
| May 3 | DT Mike Purcell | Claimed off Waivers |
| May 5 | OL Alex Kozan | Signed |
| May 5 | OL Kwayde Miller | Signed |
| May 5 | DT Dominique Easley | Resigned |
| May 8 | CB Ishmael Adams | Signed |
| May 8 | CB Aarion Penton | Signed |
| May 11 | QB Aaron Murray | Waived |
| May 12 | CB Ishmael Adams | Waived |
| May 12 | OL Alex Kozan | Waived |
| May 12 | RB Justin Davis | Signed |
| May 12 | OL Shaq McMeans | Signed |
| May 12 | RB Lenard Tillery | Signed |
| May 13 | DB Jared Collins | Waived |
| May 13 | OL Shaq McMeans | Waived |
| May 15 | RB De'Mard Llorens | Signed |
| May 15 | WR Ryan Shaker | Signed |
| May 15 | OLB Teidrick Smith | Signed |
| May 15 | DB Dominique Hatfield | Signed |
| May 16 | LB Adefolarin Orimolade | Waived |
| May 16 | C Austin Blythe | Claimed off Waivers |
| May 22 | OL Kwayde Miller | Waived |
| May 22 | DB Dravious Wright | Left Squad |
| May 22 | DT Omarius Bryant | Signed |
| May 22 | DT A.J. Jefferson | Signed |
| May 30 | RB De'Mard Llorens | Waived |
| May 30 | QB Dylan Thompson | Signed |
| June 15 | QB Dylan Thompson | Waived |
| June 15 | OL Greg Robinson | Traded to Detroit Lions |
| June 15 | OL Michael Dunn | Signed |
| June 15 | OL Alex Kozan | Signed |
| June 20 | WR Marquez North | Waived |
| June 20 | LB Reggie Northrup | Waived |
| June 20 | C Demetrius Rhaneyp | Waived |
| June 20 | OLB Teidrick Smith | Waived |
| June 21 | DB Brian Randolph | Waived |
| June 21 | DT Tyrann Walker | Terminated Contract |
| July 26 | QB Dan Orlovsky | Signed |
| July 27 | TE Johnny Mundt | Placed on Physically Unable to Perform |
| July 27 | DT Omarius Bryant | Placed on Non-Football Injury List |
| July 27 | DB Dominique Hatfield | Placed on Non-Football Injury List |
| July 27 | OL Alex Kozan | Placed on Non-Football Injury List |
| July 27 | DB Aarion Penton | Placed on Non-Football Injury List |
| July 27 | OL Parker Collins | Signed |
| July 27 | RB De'Mard Llorens | Signed |
| July 27 | OLB Andy Mulumba | Signed |
| July 27 | LB Folarin Orimolade | Signed |
| July 28 | RB Lance Dunbar | Placed on Physically Unable to Perform |
| July 28 | WR Michael Thomas | Placed on Physically Unable to Perform |
| July 28 | DB Maurice Alexander | Placed on Non-Football Injury List |
| July 28 | TE Cory Harkey | Placed on Non-Football Injury List |
| July 28 | DB Lamarcus Joyner | Placed on Non-Football Injury List |
| July 28 | DT Aaron Donald | Placed on Reserve/Did Not Report |
| July 28 | DE Caushaud Lyons | Signed |
| August 3 | DT Dominique Easley | Placed on Reserve/Injured |
| August 3 | FB Zach Laskey | Waived/Injured |
| August 3 | WR C.J. Germany | Signed |
| August 3 | WR Justin Thomas | Signed |
| August 4 | WR K.D. Cannon | Signed |
| August 7 | WR Michael Thomas | Passed Physical |

| DATE | NAME | MOVE |
|--------------|------------------------|--|
| August 7 | WR Bradley Marquez | Waived/Injured |
| August 7 | WR Michael Thomas | Passed Physical |
| August 10 | K Travis Coons | Signed |
| August 11 | CB E.J. Gaines | Traded to Buffalo |
| August 11 | WR Sammy Watkins | Acquired via trade from Buffalo |
| August 14 | TE Johnny Mundt | Passed Physical |
| August 18 | WR C.J. Germany | Waived |
| August 18 | WR Justin Thomas | Waived |
| August 18 | CB Carlos Davis | Signed |
| August 18 | OLB Davis Tull | Signed |
| August 22 | DE Caushaud Lyons | Waived |
| August 22 | CB Tyquanwan Glass | Signed |
| August 22 | RB De'Mard Llorens | Waived |
| August 22 | OLB Willie Mays III | Signed |
| August 23 | DT A.J. Jefferson | Waived |
| August 23 | DT Tyrann Walker | Signed |
| August 28 | K Travis Coons | Waived |
| August 29 | RB Eric Dickerson | Signed |
| August 30 | RB Eric Dickerson | Placed on Reserve/Retired |
| August 30 | K Travis Coons | Signed |
| September 1 | OL Parker Collins | Waived |
| September 1 | K Travis Coons | Waived |
| September 1 | CB Carlos Davis | Waived |
| September 1 | LB Kevin Davis | Waived/Injured |
| September 1 | WR Tyquanwan Glass | Waived |
| September 1 | RB Aaron Green | Waived |
| September 1 | OL Alex Kozan | Waived |
| September 1 | OLB Willie Mays III | Waived |
| September 1 | OLB Andy Mulumba | Waived |
| September 1 | LB Folarin Orimolade | Waived |
| September 1 | DB Aarion Penton | Waived |
| September 1 | WR Shakeir Ryan | Waived |
| September 1 | WR Brandon Shippen | Waived |
| September 1 | OLB Davis Tull | Waived |
| September 2 | TE Derek Carrier | Acquired via trade from Washington |
| September 2 | DT Omarius Bryant | Waived |
| September 2 | WR K.D. Cannon | Waived |
| September 2 | OL Michael Dunn | Waived |
| September 2 | OL Jake Eldrenkamp | Waived |
| September 2 | LB Josh Forrest | Waived/Injured |
| September 2 | DB Isaiah Johnson | Waived |
| September 2 | DB Michael Jordan | Waived |
| September 2 | LB Cassanova McKinzy | Waived |
| September 2 | WR Paul McRoberts | Waived |
| September 2 | OL Pace Murphy | Waived |
| September 2 | NT Mike Purcell | Waived |
| September 2 | RB Sam Rogers | Waived |
| September 2 | DT Casey Sayles | Waived |
| September 2 | WR Nelson Spruce | Waived/Injured |
| September 2 | OLB Carlos Thompson | Waived |
| September 2 | RB Lenard Tillery | Waived/Injured |
| September 2 | G Cody Wichmann | Waived |
| September 2 | TE Travis Wilson | Waived |
| September 2 | TE Cory Harkey | Terminated Contract |
| September 2 | QB Dan Orlovsky | Terminated Contract |
| September 2 | TE Temarrick Hemingway | Placed on Injured Reserve |
| September 2 | RB Lance Dunbar | Placed on Physically Unable to Perform |
| September 2 | CB Troy Hill | Placed on Reserve/Suspended |
| September 2 | WR Michael Thomas | Placed on Reserve/Suspended |
| September 2 | DT Omarius Bryant | Signed to Practice Squad |
| September 2 | OL Michael Dunn | Signed to Practice Squad |
| September 2 | OL Jake Eldrenkamp | Signed to Practice Squad |
| September 2 | DB Isaiah Johnson | Signed to Practice Squad |
| September 2 | LB Cassanova McKinzy | Signed to Practice Squad |
| September 2 | WR Paul McRoberts | Signed to Practice Squad |
| September 2 | RB Sam Rogers | Signed to Practice Squad |
| September 2 | OLB Carlos Thompson | Signed to Practice Squad |
| September 2 | TE Travis Wilson | Signed to Practice Squad |
| September 3 | LB Nicholas Grigsby | Waived |
| September 3 | TE Johnny Mundt | Waived |
| September 3 | DT Louis Trinca-Pasat | Waived |
| September 3 | C/G Aaron Neary | Acquired via waivers from Philadelphia |
| September 3 | C.J.J. Dielman | Acquired via waivers from Cincinnati |
| September 3 | DT Quinton Jefferson | Acquired via waivers from Seattle |
| September 4 | CB Kevin Peterson | Waived |
| September 4 | QB Brandon Allen | Acquired via waivers from Jacksonville |
| September 4 | WR Nelson Spruce | Injury Settlement |
| September 4 | DT Louis Trinca-Pasat | Signed to Practice Squad |
| September 5 | OL Michael Dunn | Terminated Practice Squad Contract |
| September 5 | DT Louis Trinca-Pasat | Terminated Practice Squad Contract |
| September 5 | TE Johnny Mundt | Signed to Practice Squad |
| September 5 | CB Kevin Peterson | Signed to Practice Squad |
| September 9 | LB Josh Forrest | Injury Settlement |
| September 12 | C.J.J. Dielman | Waived |
| September 12 | DT Quinton Jefferson | Waived |
| September 12 | OL Jake Eldrenkamp | Terminated Practice Squad Contract |
| September 12 | OT Cornelius Lucas | Signed |



HOW THE 2017 LOS ANGELES RAMS WERE BUILT

| | DRAFTEES (25) | FREE AGENTS (20) | TRADES/WAIVERS (7) |
|-------------|--|--|--|
| 2017 | TE Gerald Everett (2) WR Cooper Kupp (3a) S John Johnson III (3b) WR Josh Reynolds (4a) OLB Samson Ebukam (4b) DT Tanzel Smart (6) OLB Ejuan Price (7) | OLB Connor Barwin (FA) OT Cornelius Lucas (FA) RB Justin Davis (UDFA) DB Dominique Hatfield (UDFA) CB Nickell Robey-Coleman (FA) C John Sullivan (FA) DT Tyrunn Walker (FA) CB Kayvon Webster (FA) T Andrew Whitworth (FA) WR Robert Woods (FA) | QB Brandon Allen (W-JAX) C Austin Blythe (W-IND) TE Derek Carrier (T-WAS) C/G Aaron Neary (W-PHI) WR Sammy Watkins (T-BUF) |
| 2016 | QB Jared Goff (1) TE Tyler Higbee (4a) WR Pharoh Cooper (4b) | CB Blake Countess (FA) DE Morgan Fox (UDFA) OLB Cory Littleton (UDFA) | DB Marqui Christian (W-AZ) |
| 2015 | RB Todd Gurley II (1) T Rob Havenstein (2) G Jamon Brown (3a) QB Sean Mannion (3b) T Andrew Donnal (4) LB Bryce Hager (7) | RB Malcolm Brown (UDFA) OLB Matt Longacre (UDFA) T Darrell Williams (UDFA) | |
| 2014 | S Lamarcus Joyner (2) S Maurice Alexander (4) | S Cody Davis (UDFA) DE Ethan Westbrooks (UDFA) | LB Mark Barron (T-TB) |
| 2013 | WR Tavon Austin (1a) LB Alec Ogletree (1b) | | |
| 2012 | DT Michael Brockers (1) CB Trumaine Johnson (3) K Greg Zuerlein (6) | P Johnny Hekker (UDFA) | |
| 2011 | OLB Robert Quinn (1) | LS Jake McQuaide (UDFA) | |
| 2010 | OL Rodger Saffold (2) | | |

FA - Free Agent; UFA - Unrestricted Free Agent; UDFA - Undrafted Free Agent; RFA - Restricted Free Agent; W - Waivers; T- Trade



LOS ANGELES RAMS STARTERS/INACTIVES

OFFENSE

| | WR | LT | LG | C | RG | RT | TE/WR | WR | QB | TE | RB |
|-------------|------------|--------------|------------|-------------|----------|---------------|------------|----------|---------|-----------|-----------|
| IND 9/10 | S. Watkins | A. Whitworth | R. Saffold | J. Sullivan | J. Brown | R. Havenstein | G. Everett | R. Woods | J. Goff | T. Higbee | T. Gurley |
| WAS 9/17 | | | | | | | | | | | |
| @ SF 9/21 | | | | | | | | | | | |
| @ DAL 10/1 | | | | | | | | | | | |
| SEA 10/8 | | | | | | | | | | | |
| @ JAX 10/15 | | | | | | | | | | | |
| ARI 10/22 | | | | | | | | | | | |
| @ NYG 11/5 | | | | | | | | | | | |
| HOU 11/12 | | | | | | | | | | | |
| @ MIN 11/19 | | | | | | | | | | | |
| NO 11/26 | | | | | | | | | | | |
| @ ARI 12/3 | | | | | | | | | | | |
| PHI 12/10 | | | | | | | | | | | |
| @SEA 12/17 | | | | | | | | | | | |
| @TEN 12/24 | | | | | | | | | | | |
| SF 12/31 | | | | | | | | | | | |

DEFENSE

| | DE | NT | DT | OLB | OLB | LB | LB | LCB | RCB | SS | FS |
|-------------|--------------|-------------|-----------|----------|-----------|-------------|-----------|------------|------------|--------------|-----------|
| IND 9/10 | E. Westbooks | M. Brockers | T. Walker | R. Quinn | C. Barwin | A. Ogletree | M. Barron | T. Johnson | K. Webster | M. Alexander | L. Joyner |
| WAS 9/17 | | | | | | | | | | | |
| @ SF 9/21 | | | | | | | | | | | |
| @ DAL 10/1 | | | | | | | | | | | |
| SEA 10/8 | | | | | | | | | | | |
| @ JAX 10/15 | | | | | | | | | | | |
| ARI 10/22 | | | | | | | | | | | |
| @ NYG 11/5 | | | | | | | | | | | |
| HOU 11/12 | | | | | | | | | | | |
| @ MIN 11/19 | | | | | | | | | | | |
| NO 11/26 | | | | | | | | | | | |
| @ ARI 12/3 | | | | | | | | | | | |
| PHI 12/10 | | | | | | | | | | | |
| @SEA 12/17 | | | | | | | | | | | |
| @TEN 12/24 | | | | | | | | | | | |
| SF 12/31 | | | | | | | | | | | |

SPECIALISTS

INACTIVES

| | K | P | LS | | | | | | | | |
|-------------|-------------|-----------|-------------|-------------|----------|--------------|----------|-----------|------------|--------------|----------|
| IND 9/10 | G. Zuerlein | J. Hekker | J. McQuaide | IND 9/10 | B. Allen | M. Christian | E. Price | A. Donnal | J. Dielman | Q. Jefferson | A. Neary |
| WAS 9/17 | | | | WAS 9/17 | | | | | | | |
| @ SF 9/21 | | | | @ SF 9/21 | | | | | | | |
| @ DAL 10/1 | | | | @ DAL 10/1 | | | | | | | |
| SEA 10/8 | | | | SEA 10/8 | | | | | | | |
| @ JAX 10/15 | | | | @ JAX 10/15 | | | | | | | |
| ARI 10/22 | | | | ARI 10/22 | | | | | | | |
| @ NYG 11/5 | | | | @ NYG 11/5 | | | | | | | |
| HOU 11/12 | | | | HOU 11/12 | | | | | | | |
| @ MIN 11/19 | | | | @ MIN 11/19 | | | | | | | |
| NO 11/26 | | | | NO 11/26 | | | | | | | |
| @ ARI 12/3 | | | | @ ARI 12/3 | | | | | | | |
| PHI 12/10 | | | | PHI 12/10 | | | | | | | |
| @SEA 12/17 | | | | @SEA 12/17 | | | | | | | |
| @TEN 12/24 | | | | @TEN 12/24 | | | | | | | |
| SF 12/31 | | | | SF 12/31 | | | | | | | |



LOS ANGELES RAMS PARTICIPATION

| NO. | PLAYER | 2017 | | | | 1 | 2 | 3 | 4 | 5 | 6 | 7 | 8 | 9 | 10 | 11 | 12 | 13 | 14 | 15 | 16 |
|-----|-----------------------|------|----|-----|---|-----|-----|-------|--------|-----|--------|-----|--------|-----|--------|----|--------|-----|--------|--------|----|
| | | GP | GS | DNP | I | IND | WAS | at SF | at DAL | SEA | at JAX | ARI | at NYG | HOU | at MIN | NO | at ARI | PHI | at SEA | at TEN | SF |
| 4 | Greg Zuerlein | 1 | 0 | 0 | 0 | P | | | | | | | | | | | | | | | |
| 6 | Johnny Hekker | 1 | 0 | 0 | 0 | P | | | | | | | | | | | | | | | |
| 8 | Brandon Allen | 0 | 0 | 0 | 1 | I | | | | | | | | | | | | | | | |
| 10 | Pharoh Cooper | 1 | 0 | 0 | 0 | P | | | | | | | | | | | | | | | |
| 11 | Tavon Austin | 1 | 0 | 0 | 0 | P | | | | | | | | | | | | | | | |
| 12 | Sammy Watkins | 1 | 1 | 0 | 0 | WR | | | | | | | | | | | | | | | |
| 14 | Sean Mannion | 1 | 0 | 0 | 0 | P | | | | | | | | | | | | | | | |
| 16 | Jared Goff | 1 | 1 | 0 | 0 | QB | | | | | | | | | | | | | | | |
| 17 | Robert Woods | 1 | 1 | 0 | 0 | WR | | | | | | | | | | | | | | | |
| 18 | Cooper Kupp | 1 | 0 | 0 | 0 | P | | | | | | | | | | | | | | | |
| 20 | Lamarcus Joyner | 1 | 1 | 0 | 0 | FS | | | | | | | | | | | | | | | |
| 21 | Kayvon Webster | 1 | 1 | 0 | 0 | RCB | | | | | | | | | | | | | | | |
| 22 | Trumaine Johnson | 1 | 1 | 0 | 0 | LCB | | | | | | | | | | | | | | | |
| 23 | Nickell Robey-Coleman | 1 | 0 | 0 | 0 | P | | | | | | | | | | | | | | | |
| 24 | Blake Countess | 1 | 0 | 0 | 0 | P | | | | | | | | | | | | | | | |
| 26 | Mark Barron | 1 | 1 | 0 | 0 | LB | | | | | | | | | | | | | | | |
| 30 | Todd Gurley II | 1 | 1 | 0 | 0 | RB | | | | | | | | | | | | | | | |
| 31 | Maurice Alexander | 1 | 1 | 0 | 0 | SS | | | | | | | | | | | | | | | |
| 33 | Justin Davis | 1 | 0 | 0 | 0 | P | | | | | | | | | | | | | | | |
| 34 | Malcolm Brown | 1 | 0 | 0 | 0 | P | | | | | | | | | | | | | | | |
| 36 | Dominique Hatfield | 1 | 0 | 0 | 0 | P | | | | | | | | | | | | | | | |
| 38 | Cody Davis | 1 | 0 | 0 | 0 | P | | | | | | | | | | | | | | | |
| 41 | Marqui Christian | 0 | 0 | 0 | 1 | I | | | | | | | | | | | | | | | |
| 43 | John Johnson III | 1 | 0 | 0 | 0 | P | | | | | | | | | | | | | | | |
| 44 | Jake McQuaide | 1 | 0 | 0 | 0 | P | | | | | | | | | | | | | | | |
| 50 | Samson Ebukam | 1 | 0 | 0 | 0 | P | | | | | | | | | | | | | | | |
| 51 | Ejuan Price | 0 | 0 | 0 | 1 | I | | | | | | | | | | | | | | | |
| 52 | Alec Ogletree | 1 | 1 | 0 | 0 | LB | | | | | | | | | | | | | | | |
| 54 | Bryce Hager | 1 | 0 | 0 | 0 | P | | | | | | | | | | | | | | | |
| 58 | Cory Littleton | 1 | 0 | 0 | 0 | P | | | | | | | | | | | | | | | |
| 63 | Darrell Williams | 1 | 0 | 0 | 0 | P | | | | | | | | | | | | | | | |
| 64 | Andrew Donnal | 0 | 0 | 0 | 1 | I | | | | | | | | | | | | | | | |
| 65 | John Sullivan | 1 | 1 | 0 | 0 | C | | | | | | | | | | | | | | | |
| 66 | Austin Blythe | 1 | 0 | 0 | 0 | P | | | | | | | | | | | | | | | |
| 68 | Jamon Brown | 1 | 1 | 0 | 0 | RG | | | | | | | | | | | | | | | |
| 70 | J.J. Dielman | 0 | 0 | 0 | 1 | I | | | | | | | | | | | | | | | |
| 71 | Quinton Jefferson | 0 | 0 | 0 | 1 | I | | | | | | | | | | | | | | | |
| 72 | Aaron Neary | 0 | 0 | 0 | 1 | I | | | | | | | | | | | | | | | |
| 76 | Rodger Saffold | 1 | 1 | 0 | 0 | LG | | | | | | | | | | | | | | | |
| 77 | Andrew Whitworth | 1 | 1 | 0 | 0 | LT | | | | | | | | | | | | | | | |
| 79 | Rob Havenstein | 1 | 1 | 0 | 0 | RT | | | | | | | | | | | | | | | |
| 81 | Gerald Everett | 1 | 1 | 0 | 0 | TE | | | | | | | | | | | | | | | |
| 83 | Josh Reynolds | 1 | 0 | 0 | 0 | P | | | | | | | | | | | | | | | |
| 86 | Derek Carrier | 1 | 0 | 0 | 0 | P | | | | | | | | | | | | | | | |
| 89 | Tyler Higbee | 1 | 1 | 0 | 0 | TE | | | | | | | | | | | | | | | |
| 90 | Michael Brockers | 1 | 1 | 0 | 0 | NT | | | | | | | | | | | | | | | |
| 92 | Tanzel Smart | 1 | 0 | 0 | 0 | P | | | | | | | | | | | | | | | |
| 93 | Ethan Westbrooks | 1 | 1 | 0 | 0 | DE | | | | | | | | | | | | | | | |
| 94 | Robert Quinn | 1 | 1 | 0 | 0 | OLB | | | | | | | | | | | | | | | |
| 95 | Tyrunn Walker | 1 | 1 | 0 | 0 | DT | | | | | | | | | | | | | | | |
| 96 | Matt Longacre | 1 | 0 | 0 | 0 | P | | | | | | | | | | | | | | | |
| 97 | Morgan Fox | 1 | 0 | 0 | 0 | P | | | | | | | | | | | | | | | |
| 98 | Connor Barwin | 1 | 1 | 0 | 0 | OLB | | | | | | | | | | | | | | | |

GS - Starter; X - Reserve; DNP - Did Not Play; I - Inactive; IR - Injured Reserve; PS - Practice Squad; O - Not on Roster; U - Unsigned; E - Roster Exemption; PUP - Physically Unable to Perform; P - Games Played; GS - Started; D - Did Not Play; IA - Inactive; SUS - Reserve/Suspended; NFI - Non Football Injury List; CEX - Reserve/Commissioners Exempt; US - Reserve/Unsigned





**LOS ANGELES
RAMS
MISCELLANEOUS
STATS**



2017 LOS ANGELES RAMS TEAM STATISTICS

| | IND | WAS | @SF | @DAL | SEA | @JAX | ARI | @NYG | HOU | @MIN | NO | @ARI | PHI | @SEA | @TEN | SF |
|------------------------------|------|-----|-----|------|-----|------|-----|------|-----|------|-----|------|-----|------|------|-----|
| SCORING SUMMARY | | | | | | | | | | | | | | | | |
| 1st Qtr. | 10 | - | - | - | - | - | - | - | - | - | - | - | - | - | - | - |
| 2nd Qtr. | 17 | - | - | - | - | - | - | - | - | - | - | - | - | - | - | - |
| 3rd Qtr. | 10 | - | - | - | - | - | - | - | - | - | - | - | - | - | - | - |
| 4th Qtr. | 9 | - | - | - | - | - | - | - | - | - | - | - | - | - | - | - |
| OT | 0 | - | - | - | - | - | - | - | - | - | - | - | - | - | - | - |
| FIRST DOWNS | | | | | | | | | | | | | | | | |
| Total | 19 | - | - | - | - | - | - | - | - | - | - | - | - | - | - | - |
| Rushing | 5 | - | - | - | - | - | - | - | - | - | - | - | - | - | - | - |
| Passing | 13 | - | - | - | - | - | - | - | - | - | - | - | - | - | - | - |
| Penalty | 1 | - | - | - | - | - | - | - | - | - | - | - | - | - | - | - |
| TOTAL OFFENSE | | | | | | | | | | | | | | | | |
| Yards | 381 | - | - | - | - | - | - | - | - | - | - | - | - | - | - | - |
| Rushing | 63 | - | - | - | - | - | - | - | - | - | - | - | - | - | - | - |
| Passing | 318 | - | - | - | - | - | - | - | - | - | - | - | - | - | - | - |
| Sacks (Yds.) | 1(8) | - | - | - | - | - | - | - | - | - | - | - | - | - | - | - |
| PASSING | | | | | | | | | | | | | | | | |
| Attempts | 30 | - | - | - | - | - | - | - | - | - | - | - | - | - | - | - |
| Completions | 22 | - | - | - | - | - | - | - | - | - | - | - | - | - | - | - |
| Interceptions | 0 | - | - | - | - | - | - | - | - | - | - | - | - | - | - | - |
| INTERCEPTIONS BY RAMS | | | | | | | | | | | | | | | | |
| Number | 2 | - | - | - | - | - | - | - | - | - | - | - | - | - | - | - |
| Yards | 68 | - | - | - | - | - | - | - | - | - | - | - | - | - | - | - |
| Long | 39 | - | - | - | - | - | - | - | - | - | - | - | - | - | - | - |
| Touchdowns | 2 | - | - | - | - | - | - | - | - | - | - | - | - | - | - | - |
| PUNT | | | | | | | | | | | | | | | | |
| Number | 5 | - | - | - | - | - | - | - | - | - | - | - | - | - | - | - |
| Yards | 218 | - | - | - | - | - | - | - | - | - | - | - | - | - | - | - |
| Average | 43.6 | - | - | - | - | - | - | - | - | - | - | - | - | - | - | - |
| PUNT RETURNS | | | | | | | | | | | | | | | | |
| Number | 3 | - | - | - | - | - | - | - | - | - | - | - | - | - | - | - |
| Yards | 15 | - | - | - | - | - | - | - | - | - | - | - | - | - | - | - |
| Fair Catches | 0 | - | - | - | - | - | - | - | - | - | - | - | - | - | - | - |
| Long | 8 | - | - | - | - | - | - | - | - | - | - | - | - | - | - | - |
| Touchdowns | 0 | - | - | - | - | - | - | - | - | - | - | - | - | - | - | - |
| KICKOFF RETURNS | | | | | | | | | | | | | | | | |
| Number | 2 | - | - | - | - | - | - | - | - | - | - | - | - | - | - | - |
| Yards | 48 | - | - | - | - | - | - | - | - | - | - | - | - | - | - | - |
| Long | 35 | - | - | - | - | - | - | - | - | - | - | - | - | - | - | - |
| Touchdowns | 0 | - | - | - | - | - | - | - | - | - | - | - | - | - | - | - |
| PENALTIES | | | | | | | | | | | | | | | | |
| Number | 7 | - | - | - | - | - | - | - | - | - | - | - | - | - | - | - |
| Yards | 50 | - | - | - | - | - | - | - | - | - | - | - | - | - | - | - |
| FUMBLES | | | | | | | | | | | | | | | | |
| Number | 2 | - | - | - | - | - | - | - | - | - | - | - | - | - | - | - |
| Lost | 1 | - | - | - | - | - | - | - | - | - | - | - | - | - | - | - |
| SCORING | | | | | | | | | | | | | | | | |
| Total Touchdowns | 5 | - | - | - | - | - | - | - | - | - | - | - | - | - | - | - |
| Rushing Touchdowns | 2 | - | - | - | - | - | - | - | - | - | - | - | - | - | - | - |
| Passing Touchdowns | 1 | - | - | - | - | - | - | - | - | - | - | - | - | - | - | - |
| Return Touchdowns | 0 | - | - | - | - | - | - | - | - | - | - | - | - | - | - | - |
| PAT (Made/Att) | 5/5 | -/- | -/- | -/- | -/- | -/- | -/- | -/- | -/- | -/- | -/- | -/- | -/- | -/- | -/- | -/- |
| 2 PT (Made/Att) | 0/0 | -/- | -/- | -/- | -/- | -/- | -/- | -/- | -/- | -/- | -/- | -/- | -/- | -/- | -/- | -/- |
| FG (Made/Att) | 3/3 | -/- | -/- | -/- | -/- | -/- | -/- | -/- | -/- | -/- | -/- | -/- | -/- | -/- | -/- | -/- |



2017 LOS ANGELES RAMS OPPONENTS' STATISTICS

| | IND | WAS | @SF | @DAL | SEA | @JAX | ARI | @NYG | HOU | @MIN | NO | @ARI | PHI | @SEA | @TEN | SF |
|-----------------------------------|-------|-----|-----|------|-----|------|-----|------|-----|------|-----|------|-----|------|------|-----|
| SCORING SUMMARY | | | | | | | | | | | | | | | | |
| 1st Qtr. | 3 | - | - | - | - | - | - | - | - | - | - | - | - | - | - | - |
| 2nd Qtr. | 0 | - | - | - | - | - | - | - | - | - | - | - | - | - | - | - |
| 3rd Qtr. | 0 | - | - | - | - | - | - | - | - | - | - | - | - | - | - | - |
| 4th Qtr. | 6 | - | - | - | - | - | - | - | - | - | - | - | - | - | - | - |
| OT | 0 | - | - | - | - | - | - | - | - | - | - | - | - | - | - | - |
| FIRST DOWNS | | | | | | | | | | | | | | | | |
| Total | 10 | - | - | - | - | - | - | - | - | - | - | - | - | - | - | - |
| Rushing | 3 | - | - | - | - | - | - | - | - | - | - | - | - | - | - | - |
| Passing | 6 | - | - | - | - | - | - | - | - | - | - | - | - | - | - | - |
| Penalty | 1 | - | - | - | - | - | - | - | - | - | - | - | - | - | - | - |
| TOTAL OFFENSE | | | | | | | | | | | | | | | | |
| Yards | 225 | - | - | - | - | - | - | - | - | - | - | - | - | - | - | - |
| Rushing | 75 | - | - | - | - | - | - | - | - | - | - | - | - | - | - | - |
| Passing | 150 | - | - | - | - | - | - | - | - | - | - | - | - | - | - | - |
| Sacks (Yds.) | 4(29) | - | - | - | - | - | - | - | - | - | - | - | - | - | - | - |
| PASSING | | | | | | | | | | | | | | | | |
| Attempts | 21 | - | - | - | - | - | - | - | - | - | - | - | - | - | - | - |
| Completions | 11 | - | - | - | - | - | - | - | - | - | - | - | - | - | - | - |
| Interceptions | 2 | - | - | - | - | - | - | - | - | - | - | - | - | - | - | - |
| INTERCEPTIONS BY OPPONENTS | | | | | | | | | | | | | | | | |
| Number | 0 | - | - | - | - | - | - | - | - | - | - | - | - | - | - | - |
| Yards | 0 | - | - | - | - | - | - | - | - | - | - | - | - | - | - | - |
| Long | 0 | - | - | - | - | - | - | - | - | - | - | - | - | - | - | - |
| Touchdowns | 0 | - | - | - | - | - | - | - | - | - | - | - | - | - | - | - |
| PUNT | | | | | | | | | | | | | | | | |
| Number | 6 | - | - | - | - | - | - | - | - | - | - | - | - | - | - | - |
| Yards | 302 | - | - | - | - | - | - | - | - | - | - | - | - | - | - | - |
| Average | 50.3 | - | - | - | - | - | - | - | - | - | - | - | - | - | - | - |
| PUNT RETURNS | | | | | | | | | | | | | | | | |
| Number | 3 | - | - | - | - | - | - | - | - | - | - | - | - | - | - | - |
| Yards | 0 | - | - | - | - | - | - | - | - | - | - | - | - | - | - | - |
| Fair Catches | 0 | - | - | - | - | - | - | - | - | - | - | - | - | - | - | - |
| Long | 0 | - | - | - | - | - | - | - | - | - | - | - | - | - | - | - |
| Touchdowns | 0 | - | - | - | - | - | - | - | - | - | - | - | - | - | - | - |
| KICKOFF RETURNS | | | | | | | | | | | | | | | | |
| Number | 0 | - | - | - | - | - | - | - | - | - | - | - | - | - | - | - |
| Yards | 0 | - | - | - | - | - | - | - | - | - | - | - | - | - | - | - |
| Long | 0 | - | - | - | - | - | - | - | - | - | - | - | - | - | - | - |
| Touchdowns | 0 | - | - | - | - | - | - | - | - | - | - | - | - | - | - | - |
| PENALTIES | | | | | | | | | | | | | | | | |
| Number | 4 | - | - | - | - | - | - | - | - | - | - | - | - | - | - | - |
| Yards | 20 | - | - | - | - | - | - | - | - | - | - | - | - | - | - | - |
| FUMBLES | | | | | | | | | | | | | | | | |
| Number | 3 | - | - | - | - | - | - | - | - | - | - | - | - | - | - | - |
| Lost | 1 | - | - | - | - | - | - | - | - | - | - | - | - | - | - | - |
| SCORING | | | | | | | | | | | | | | | | |
| Total Touchdowns | 1 | - | - | - | - | - | - | - | - | - | - | - | - | - | - | - |
| Rushing Touchdowns | 1 | - | - | - | - | - | - | - | - | - | - | - | - | - | - | - |
| Passing Touchdowns | 0 | - | - | - | - | - | - | - | - | - | - | - | - | - | - | - |
| Return Touchdowns | 0 | - | - | - | - | - | - | - | - | - | - | - | - | - | - | - |
| PAT (Made/Att) | 0/1 | -/- | -/- | -/- | -/- | -/- | -/- | -/- | -/- | -/- | -/- | -/- | -/- | -/- | -/- | -/- |
| 2 PT (Made/Att) | 0/0 | -/- | -/- | -/- | -/- | -/- | -/- | -/- | -/- | -/- | -/- | -/- | -/- | -/- | -/- | -/- |
| FG (Made/Att) | 1-2 | -/- | -/- | -/- | -/- | -/- | -/- | -/- | -/- | -/- | -/- | -/- | -/- | -/- | -/- | -/- |



RAMS-COLTS BALL POSSESSION AND DRIVE CHART

Indianapolis Colts

| # | Time Recd | Time Lost | Time Poss | How Ball Obtained | Drive Began | # Play | Yds Gain | Yds Pen | Net Yds | 1st Down | Last Scrm | How Given Up |
|----|-----------|-----------|-----------|-------------------|-------------|--------|----------|---------|---------|----------|-----------|--------------|
| 1 | 12:43 | 11:10 | 1:33 | Kickoff | IND 25 | 3 | 0 | 0 | 0 | 0 | IND 25 | Interception |
| 2 | 11:10 | 6:21 | 4:49 | Kickoff | IND 25 | 9 | 73 | 0 | 73 | 4 | * LA 2 | Field Goal |
| 3 | 2:03 | 0:36 | 1:27 | Punt | IND 7 | 3 | 27 | 0 | 27 | 1 | IND 25 | Fumble |
| 4 | 14:02 | 11:49 | 2:13 | Punt | IND 7 | 4 | 21 | 0 | 21 | 1 | IND 28 | Punt |
| 5 | 9:37 | 7:29 | 2:08 | Kickoff | IND 25 | 3 | -11 | 0 | -11 | 0 | IND 14 | Punt |
| 6 | 5:20 | 3:08 | 2:12 | Kickoff | IND 25 | 5 | 35 | 0 | 35 | 1 | LA 40 | Downs |
| 7 | 0:17 | 0:00 | 0:17 | Kickoff | IND 25 | 1 | -1 | 0 | -1 | 0 | IND 25 | End of Half |
| 8 | 15:00 | 13:28 | 1:32 | Kickoff | IND 25 | 3 | 9 | 0 | 9 | 0 | IND 34 | Punt |
| 9 | 13:28 | 12:03 | 1:25 | Muffed Punt | LA 24 | 4 | 4 | 0 | 4 | 0 | LA 20 | Missed FG |
| 10 | 7:23 | 7:15 | 0:08 | Kickoff | IND 25 | 1 | 0 | 0 | 0 | 0 | IND 25 | Interception |
| 11 | 7:15 | 5:30 | 1:45 | Kickoff | IND 25 | 3 | -14 | 0 | -14 | 0 | IND 11 | Punt |
| 12 | 4:17 | 2:37 | 1:40 | Punt | IND 6 | 3 | 1 | 0 | 1 | 0 | IND 7 | Punt |
| 13 | 14:13 | 11:32 | 2:41 | Punt | IND 16 | 5 | 84 | 0 | 84 | 3 | * LA 3 | Touchdown |
| 14 | 9:29 | 9:18 | 0:11 | Punt | IND 10 | 1 | -10 | 0 | -10 | 0 | IND 10 | Safety |
| 15 | 4:28 | 2:54 | 1:34 | Kickoff | IND 25 | 3 | 7 | 0 | 7 | 0 | IND 32 | Punt |

(347) Average IND 23

Los Angeles Rams

| # | Time Recd | Time Lost | Time Poss | How Ball Obtained | Drive Began | # Play | Yds Gain | Yds Pen | Net Yds | 1st Down | Last Scrm | How Given Up |
|----|-----------|-----------|-----------|-------------------|-------------|--------|----------|---------|---------|----------|-----------|--------------|
| 1 | 15:00 | 12:43 | 2:17 | Kickoff | LA 25 | 7 | 43 | 0 | 43 | 2 | IND 32 | Field Goal |
| 2 | 6:21 | 2:03 | 4:18 | Kickoff | LA 25 | 7 | 33 | -15 | 18 | 1 | LA 43 | Punt |
| 3 | 0:36 | 14:02 | 1:34 | Fumble | IND 34 | 3 | -1 | -10 | -11 | 0 | IND 45 | Punt |
| 4 | 11:49 | 9:37 | 2:12 | Punt | LA 31 | 5 | 69 | 0 | 69 | 3 | * IND 5 | Touchdown |
| 5 | 7:29 | 5:20 | 2:09 | Punt | LA 42 | 6 | 58 | 0 | 58 | 3 | * IND 18 | Touchdown |
| 6 | 3:08 | 0:17 | 2:51 | Downs | LA 40 | 6 | 43 | 0 | 43 | 2 | * IND 17 | Field Goal |
| 7 | 12:03 | 7:23 | 4:40 | Missed FG | LA 28 | 8 | 41 | 5 | 46 | 3 | IND 26 | Field Goal |
| 8 | 5:30 | 4:17 | 1:13 | Punt | LA 40 | 3 | 7 | 0 | 7 | 0 | LA 47 | Punt |
| 9 | 2:37 | 14:13 | 3:24 | Punt | LA 32 | 6 | 6 | 0 | 6 | 1 | LA 38 | Punt |
| 10 | 11:32 | 9:29 | 2:03 | Kickoff | LA 42 | 3 | 15 | -10 | 5 | 0 | LA 47 | Punt |
| 11 | 9:18 | 4:28 | 4:50 | Kickoff | LA 43 | 8 | 53 | 4 | 57 | 3 | * IND 3 | Touchdown |
| 12 | 2:54 | 0:00 | 2:54 | Punt | LA 15 | 5 | 6 | 0 | 6 | 1 | LA 23 | End of Game |

(429) Average LA 36

* inside opponent's 20

Time of Possession by Quarter

| | 1st | 2nd | 3rd | 4th | OT | Total |
|----------------------------|------|------|------|-------|----|-------|
| Visitor Indianapolis Colts | 7:49 | 6:50 | 6:30 | 4:26 | | 25:35 |
| Home Los Angeles Rams | 7:11 | 8:10 | 8:30 | 10:34 | | 34:25 |

Kickoff Drive No.-Start Average

Colts: 9 - IND 25 Rams: 4 - LA 34



2017 RAMS KICKOFF ANALYSIS

| Opponent | No. | No. in EZ | TB | Opp. Ret. | Ret. Yds. | Ret. Avg. | Squib | Out of Bounds | Onside Rec/Att |
|------------------|-----|-----------|----|-----------|-----------|-----------|-------|---------------|----------------|
| Indianapolis | 9 | 9 | 9 | 0 | 0 | 0 | 0 | 0 | 0/0 |
| Washington | - | - | - | - | - | - | - | - | -/- |
| at San Francisco | - | - | - | - | - | - | - | - | -/- |
| at Dallas | - | - | - | - | - | - | - | - | -/- |
| Seattle | - | - | - | - | - | - | - | - | -/- |
| at Jacksonville | - | - | - | - | - | - | - | - | -/- |
| Arizona | - | - | - | - | - | - | - | - | -/- |
| at NY Giants | - | - | - | - | - | - | - | - | -/- |
| Houston | - | - | - | - | - | - | - | - | -/- |
| at Minnesota | - | - | - | - | - | - | - | - | -/- |
| New Orleans | - | - | - | - | - | - | - | - | -/- |
| at Arizona | - | - | - | - | - | - | - | - | -/- |
| Philadelphia | - | - | - | - | - | - | - | - | -/- |
| at Seattle | - | - | - | - | - | - | - | - | -/- |
| at Tennessee | - | - | - | - | - | - | - | - | -/- |
| San Francisco | - | - | - | - | - | - | - | - | -/- |
| TOTAL | - | - | - | - | - | - | - | - | -/- |



2017 LOS ANGELES RAMS TEAM RANKINGS

NFL RANKINGS

NFC RANKINGS

| | NFL RANKINGS | | | | | | NFC RANKINGS | | | | | |
|---------|--------------|---------|------|---------|------|------|--------------|---------|------|---------|------|------|
| | Overall | OFFENSE | | DEFENSE | | | Overall | OFFENSE | | DEFENSE | | |
| | | Rush | Pass | Overall | Rush | Pass | | Rush | Pass | Overall | Rush | Pass |
| Week 1 | 5 | 24 | 3 | 6 | 13 | 6 | 3 | 10 | 2 | 3 | 8 | 2 |
| Week 2 | - | - | - | - | - | - | - | - | - | - | - | - |
| Week 3 | - | - | - | - | - | - | - | - | - | - | - | - |
| Week 4 | - | - | - | - | - | - | - | - | - | - | - | - |
| Week 5 | - | - | - | - | - | - | - | - | - | - | - | - |
| Week 6 | - | - | - | - | - | - | - | - | - | - | - | - |
| Week 7 | - | - | - | - | - | - | - | - | - | - | - | - |
| Week 8 | - | - | - | - | - | - | - | - | - | - | - | - |
| Week 9 | - | - | - | - | - | - | - | - | - | - | - | - |
| Week 10 | - | - | - | - | - | - | - | - | - | - | - | - |
| Week 11 | - | - | - | - | - | - | - | - | - | - | - | - |
| Week 12 | - | - | - | - | - | - | - | - | - | - | - | - |
| Week 13 | - | - | - | - | - | - | - | - | - | - | - | - |
| Week 14 | - | - | - | - | - | - | - | - | - | - | - | - |
| Week 15 | - | - | - | - | - | - | - | - | - | - | - | - |
| Week 16 | - | - | - | - | - | - | - | - | - | - | - | - |
| Week 17 | - | - | - | - | - | - | - | - | - | - | - | - |

2017 LOS ANGELES RAMS TURNOVER BREAKDOWN

| OPPONENT | TAKEAWAYS | | | GIVEAWAYS | | | MARGIN | RESULT |
|------------------|-----------|-----|-------|-----------|-----|-------|--------|---------|
| | FUMBLES | INT | TOTAL | FUMBLES | INT | TOTAL | | |
| Indianapolis | 1 | 2 | 3 | 1 | 0 | 1 | +2 | W, 46-9 |
| Washington | - | - | - | - | - | - | - | - |
| at San Francisco | - | - | - | - | - | - | - | - |
| at Dallas | - | - | - | - | - | - | - | - |
| Seattle | - | - | - | - | - | - | - | - |
| at Jacksonville | - | - | - | - | - | - | - | - |
| Arizona | - | - | - | - | - | - | - | - |
| at NY Giants | - | - | - | - | - | - | - | - |
| Houston | - | - | - | - | - | - | - | - |
| at Minnesota | - | - | - | - | - | - | - | - |
| New Orleans | - | - | - | - | - | - | - | - |
| at Arizona | - | - | - | - | - | - | - | - |
| Philadelphia | - | - | - | - | - | - | - | - |
| at Seattle | - | - | - | - | - | - | - | - |
| at Tennessee | - | - | - | - | - | - | - | - |
| San Francisco | - | - | - | - | - | - | - | - |
| TOTALS | - | - | - | - | - | - | - | - |

| | TAKEAWAYS | | | POINTS OFF TAKEAWAYS | | | | | |
|------------------|-----------|-----|-------|----------------------|-----|-------|---------|--------|--|
| | FUMBLES | INT | TOTAL | TDS | FGs | TOTAL | SCORE % | POINTS | |
| RAMS | 1 | 2 | 3 | 2 | 0 | 2 | 66.66 | 14 | |
| OPPONENTS | 1 | 0 | 1 | 0 | 0 | 0 | 0.00 | 0 | |



2017 LOS ANGELES RAMS HIGHS AND LOWS

| LOS ANGELES RAMS | HIGH | GAME | LOWS | GAME |
|-------------------------|-------------|------------------------|-------------|-------------|
| Points | 46 | vs. Indianapolis Colts | - | - |
| Points in a Half | 27 | vs. Indianapolis Colts | - | - |
| First Downs | 19 | vs. Indianapolis Colts | - | - |
| Rushing Attempts | 33 | vs. Indianapolis Colts | - | - |
| Rushing Yards | 63 | vs. Indianapolis Colts | - | - |
| Passing Attempts | 30 | vs. Indianapolis Colts | - | - |
| Pass Completions | 22 | vs. Indianapolis Colts | - | - |
| Passing Yards | 318 | vs. Indianapolis Colts | - | - |
| Total Offensive Plays | 64 | vs. Indianapolis Colts | - | - |
| Total net Yards | 373 | vs. Indianapolis Colts | - | - |
| Time of Possession | 34:25 | vs. Indianapolis Colts | - | - |
| Interceptions Thrown | 0 | vs. Indianapolis Colts | - | - |
| Sacks Given Up | 1 | vs. Indianapolis Colts | - | - |
| Penalties | 7 | vs. Indianapolis Colts | - | - |
| Yards Penalized | 50 | vs. Indianapolis Colts | - | - |

| OPPONENTS | HIGH | GAME | LOWS | GAME |
|-----------------------|-------------|---------------------|-------------|-------------|
| Points | 9 | at Los Angeles Rams | - | - |
| Points in a Half | 3 | at Los Angeles Rams | - | - |
| First Downs | 10 | at Los Angeles Rams | - | - |
| Rushing Attempts | 24 | at Los Angeles Rams | - | - |
| Rushing Yards | 75 | at Los Angeles Rams | - | - |
| Passing Attempts | 21 | at Los Angeles Rams | - | - |
| Pass Completions | 11 | at Los Angeles Rams | - | - |
| Passing Yards | 179 | at Los Angeles Rams | - | - |
| Total Offensive Plays | 49 | at Los Angeles Rams | - | - |
| Total net Yards | 225 | at Los Angeles Rams | - | - |
| Time of Possession | 25:35 | at Los Angeles Rams | - | - |
| Interceptions Thrown | 2 | at Los Angeles Rams | - | - |
| Sacks Given Up | 4 | at Los Angeles Rams | - | - |
| Penalties | 4 | at Los Angeles Rams | - | - |
| Yards Penalized | 20 | at Los Angeles Rams | - | - |



2017 LOS ANGELES RAMS BESTS

| | | | | | |
|---------------------------------------|-------------|-----------------|-------------------------------|-------------|-----------------|
| RUSHING ATTEMPTS | NO. | OPPONENT | RECEIVING YARDS | YDS. | OPPONENT |
| | 33 | Colts | | 318 | Colts |
| RUSHING YARDS | YDS. | OPPONENT | LONGEST RECEPTION | YDS. | OPPONENT |
| | 63 | Colts | | 39 | Colts |
| YARDS PER CARRY (MIN. 10 ATT.) | YDS. | OPPONENT | FIELD GOALS | NO. | OPPONENT |
| | 1.9 | Colts | | 3 | Colts |
| LONGEST RUSH | YDS. | OPPONENT | LONGEST FIELD GOAL | YDS. | OPPONENT |
| | 12 | Colts | | 50 | Colts |
| PASS ATTEMPTS | NO. | OPPONENT | MOST KICKOFF RETURNS | NO. | OPPONENT |
| | 30 | Colts | | 2 | Colts |
| PASS COMPLETIONS | NO. | OPPONENT | LONGEST KICKOFF RETURN | YDS. | OPPONENT |
| | 22 | Colts | | 35 | Colts |
| PASSING YARDS | YDS. | OPPONENT | MOST PUNT RETURNS | NO. | OPPONENT |
| | 318 | Colts | | 3 | Colts |
| RECEPTIONS | NO. | OPPONENT | LONGEST PUNT RETURN | YDS. | OPPONENT |
| | 22 | Colts | | 8 | Colts |

2017 OPPONENTS BESTS

| | | | | | |
|---------------------------------------|-------------|-----------------|-------------------------------|-------------|-----------------|
| RUSHING ATTEMPTS | NO. | OPPONENT | RECEIVING YARDS | YDS. | OPPONENT |
| | 24 | Colts | | 175 | Colts |
| RUSHING YARDS | YDS. | OPPONENT | LONGEST RECEPTION | YDS. | OPPONENT |
| | 75 | Colts | | 50 | Colts |
| YARDS PER CARRY (MIN. 10 ATT.) | YDS. | OPPONENT | FIELD GOALS | NO. | OPPONENT |
| | 3.1 | Colts | | 2 | Colts |
| LONGEST RUSH | YDS. | OPPONENT | LONGEST FIELD GOAL | YDS. | OPPONENT |
| | 24 | Colts | | 38 | Colts |
| PASS ATTEMPTS | NO. | OPPONENT | MOST KICKOFF RETURNS | NO. | OPPONENT |
| | 21 | Colts | | 0 | Colts |
| PASS COMPLETIONS | NO. | OPPONENT | LONGEST KICKOFF RETURN | YDS. | OPPONENT |
| | 11 | Colts | | 0 | Colts |
| PASSING YARDS | YDS. | OPPONENT | MOST PUNT RETURNS | NO. | OPPONENT |
| | 175 | Colts | | 0 | Colts |
| RECEPTIONS | NO. | OPPONENT | LONGEST PUNT RETURN | YDS. | OPPONENT |
| | 11 | Colts | | 0 | Colts |



THE LAST TIME...

TEAM TOTALS

SHUTOUT

RAMS: 28-0, @ San Francisco (9/12/16)
OPP: 27-0, @ Pittsburgh (12/24/11)

40 POINTS

RAMS: 46, vs. Indianapolis (9/10/17)
OPP: 44, vs. Arizona (1/1/17)

50 POINTS

RAMS: 52, vs. Oakland (11/30/14)
OPP: 54, @ Kansas City (10/22/00)

OVERTIME WIN

RAMS: 34-31, vs. Seattle (9/13/15)
OPP: 19-16, @ San Francisco (1/3/16)

TWO-POINT ATTEMPT MADE

RAMS: Jared Cook pass from Nick Foles, vs. San Francisco (11/1/15)
OPP: Colin Kaepernick run, vs. San Francisco (12/24/16)

TWO-POINT ATTEMPT FAILED

RAMS: Case Keenum rush failed, @ Tampa Bay (9/25/16)
OPP: Jameis Winston pass failed, @ Tampa Bay (9/25/16)

SAFETY RECORDED

RAMS: Morgan Fox tackled Jacoby Brissett in the end zone, vs. Indianapolis (9/10/17)
OPP: John Abraham sacked Kellen Clemens in the end zone, @ Arizona (12/8/13)

OFFENSIVE TOTALS

200 YARDS IN RUSHING OFFENSE

RAMS: 203, vs. Detroit (12/13/15)
OPP: 209, @ New Orleans (11/27/16)

300 YARDS IN RUSHING OFFENSE

RAMS: 337, vs. Carolina (11/11/01)
OPP: 352, @ Philadelphia (10/5/14)

400 YARDS IN TOTAL OFFENSE

RAMS: 466, @ Philadelphia (10/5/14)
OPP: 402, @ New England (12/4/16)

500 YARDS IN TOTAL OFFENSE

RAMS: 524, vs. San Diego (10/10/02)
OPP: 555 @ New Orleans (11/27/16)

600 YARDS IN TOTAL OFFENSE

RAMS: 614, vs. San Diego (10/1/00)
OPP: Never Happened

100 YARDS RUSHING

RAMS: 140, Todd Gurley, vs. Detroit (12/13/15)
OPP: 146, Mark Ingram, @ New Orleans (11/27/16)

200 YARDS RUSHING

RAMS: 202, Marshall Faulk, @ Carolina (12/23/01)
OPP: 212, Adrian Peterson, vs. Minnesota (12/16/12)

300 YARDS PASSING

RAMS: 306, Jared Goff, vs. Indianapolis (9/10/17)
OPP: 310, Drew Brees, @ New Orleans (11/27/16)

400 YARDS PASSING

RAMS: 442, Marc Bulger, @ NY Giants (10/2/05)
OPP: 405, Jameis Winston, @ Tampa Bay (9/25/16)



THE LAST TIME...



OFFENSIVE TOTALS CONTINUED



100 YARDS RECEIVING

RAMS: 109, Kenny Britt, @ New York Jets (11/13/16)
OPP: 130, Tyler Lockett, @ Seattle (12/15/16)

200 YARDS RECEIVING

RAMS: 200, Torry Holt, @ San Francisco (11/3/03)
OPP: 204, Plaxico Burress, @ NY Giants (10/2/05)

300 YARDS RECEIVING

RAMS: 336 (NFL RECORD), Willie "Flipper" Anderson, vs. New Orleans (11/26/89)
OPP: Never Happened

THREE TOUCHDOWNS IN A GAME

RAMS: Tre Mason (2 rushing, 1 receiving), vs. Oakland (11/30/14)
OPP: Maurice Jones-Drew (3 rushing), @ Jacksonville (10/18/09)

THREE RUSHING TOUCHDOWNS IN A GAME

RAMS: Steven Jackson, vs. Dallas (10/19/08)
OPP: Maurice Jones-Drew, @ Jacksonville (10/18/09)

THREE RECEIVING TOUCHDOWNS IN A GAME

RAMS: Torry Holt, vs. Seattle (10/15/06)
OPP: Torrey Smith, vs. Baltimore (9/25/11)

THREE PASSING TOUCHDOWNS IN A GAME

RAMS: Case Keenum, @ Detroit (10/16/16)
OPP: Carson Palmer, vs. Arizona (1/1/17)

FOUR TOUCHDOWNS IN A GAME

RAMS: Steven Jackson (3 rushing, 1 receiving), @ Minnesota (12/31/06)
OPP: Ron Moore (4 rushing), @ Phoenix (12/4/93)

FOUR RUSHING TOUCHDOWNS IN A GAME

RAMS: Marshall Faulk, vs. Minnesota (12/10/00)
OPP: Ron Moore, @ Phoenix (12/4/93)

FOUR RECEIVING TOUCHDOWNS IN A GAME

RAMS: Isaac Bruce, vs. San Francisco (10/10/99)
OPP: Mike Ditka, vs. Chicago (10/13/63)

FOUR PASSING TOUCHDOWNS IN A GAME

RAMS: Marc Bulger, vs. San Diego (11/10/02)
OPP: Drew Brees, @ New Orleans (11/27/16)

FIVE PASSING TOUCHDOWNS IN A GAME

RAMS: Kurt Warner, vs. San Francisco (10/10/99)
OPP: Dan Marino, vs. Miami (12/14/86)

TWO 100-YARD RECEIVERS, SAME GAME

RAMS: 167, Isaac Bruce vs. Washington (12/24/06)
102, Steven Jackson
OPP: 132, Mike Evans, @ Tampa Bay (9/25/16)
100, Adam Humphries

THREE 100-YARD RECEIVERS, SAME GAME

RAMS: 167, Isaac Bruce @ San Diego (10/1/00)
114, Marshall Faulk
104, Az-Zahir Hakim
OPP: 106, DeSean Jackson @ Philadelphia (9/7/08)
104, Greg Lewis
102, Hank Baskett



THE LAST TIME...

OFFENSIVE TOTALS CONTINUED

100-YARD RUSHER, 100-YARD RECEIVER, SAME GAME

| | | | |
|-------|----------------|---------------|--------------------------|
| RAMS: | Tre Mason | 117 rushing | vs. Oakland (11/30/14) |
| | Stedman Bailey | 100 receiving | |
| OPP: | Mark Ingram | 146 rushing | @ New Orleans (11/27/16) |
| | Michael Thomas | 108 receiving | |

TWO 100-YARD RUSHERS, SAME GAME

| | |
|-------|---|
| RAMS: | 183, Marshall Faulk, vs. Carolina (11/11/01) |
| | 145, Trung Candidate |
| OPP: | 136, Clinton Portis, vs. Washington (12/4/05) |
| | 118, Rock Cartwright |

300-YARD PASSER, 100-YARD RECEIVER, SAME GAME

| | | | |
|-------|----------------|---------------|--------------------------|
| RAMS: | Case Keenum | 321 passing | @ Detroit (10/16/16) |
| | Kenny Britt | 136 receiving | |
| OPP: | Drew Brees | 310 passing | @ New Orleans (11/27/16) |
| | Michael Thomas | 108 receiving | |

300-YARD PASSER, 100-YARD RECEIVER, 100-YARD RUSHER, SAME GAME

| | | | |
|-------|----------------|---------------|---------------------------|
| RAMS: | Marc Bulger | 388 passing | vs. Washington (12/24/06) |
| | Isaac Bruce | 148 receiving | |
| | Steven Jackson | 102 receiving | |
| | Steven Jackson | 150 rushing | |
| OPP: | Drew Brees | 310 passing | @ New Orleans (11/27/16) |
| | Michael Thomas | 108 receiving | |
| | Mark Ingram | 146 rushing | |

300-YARD PASSER, TWO 100-YARD RECEIVERS, SAME GAME

| | | | |
|-------|----------------|---------------|---------------------------|
| RAMS: | Marc Bulger | 388 passing | vs. Washington (12/24/06) |
| | Isaac Bruce | 148 receiving | |
| | Steven Jackson | 102 receiving | |
| OPP: | Jameis Winston | 405 passing | @ Tampa Bay (9/25/16) |
| | Mike Evans | 132 receiving | |
| | Adam Humphries | 100 receiving | |

300-YARD PASSER, THREE 100-YARD RECEIVERS, SAME GAME

| | | | |
|-------|----------------|---------------|-------------------------|
| RAMS: | Kurt Warner | 390 passing | @ San Diego (10/1/00) |
| | Isaac Bruce | 167 receiving | |
| | Marshall Faulk | 116 receiving | |
| | Az-Zahir Hakim | 104 receiving | |
| OPP: | Donovan McNabb | 361 passing | @ Philadelphia (9/7/08) |
| | DeSean Jackson | 106 receiving | |
| | Greg Lewis | 104 receiving | |
| | Hank Baskett | 102 receiving | |

300-YARD PASSER, 100-YARD RUSHER, TWO 100-YARD RECEIVERS, SAME GAME

| | | | |
|-------|-------------------|---------------|---------------------------|
| RAMS: | Marc Bulger | 388 passing | vs. Washington (12/24/06) |
| | Steven Jackson | 150 rushing | |
| | Isaac Bruce | 148 receiving | |
| | Steven Jackson | 102 receiving | |
| OPP: | Eli Manning | 390 passing | vs. NY Giants (12/21/14) |
| | Odell Beckham Jr. | 148 receiving | |
| | Rueben Randle | 132 receiving | |
| | Andre Williams | 110 rushing | |

300-YARD PASSER, 100-YARD RUSHER, THREE 100-YARD RECEIVERS, SAME GAME

| | | | |
|-------|----------------|---------------|-----------------------|
| RAMS: | Kurt Warner | 390 passing | @ San Diego (10/1/00) |
| | Justin Watson | 102 rushing | |
| | Isaac Bruce | 167 receiving | |
| | Marshall Faulk | 116 receiving | |
| | Az-Zahir Hakim | 104 receiving | |
| OPP: | Never Happened | | |



THE LAST TIME...

DEFENSIVE TOTALS

SIX OR MORE TEAM SACKS IN A GAME

RAMS: 6, vs. Seattle (9/13/15)
OPP: 7, vs. Arizona (1/1/17)

THREE OR MORE INDIVIDUAL SACKS IN A GAME

RAMS: 3, William Hayes, @ Seattle (12/27/15)
OPP: 3, Vic Beasley, vs. Atlanta (12/11/16)

TWO INTERCEPTIONS IN A GAME

RAMS: 2, Trumaine Johnson, vs. Oakland (11/30/14)
OPP: 2, Landon Collins, vs. New York Giants (10/23/16)
2, Dominique Rodgers-Cromartie, vs. New York Giants (10/23/16)

THREE INTERCEPTIONS IN A GAME

RAMS: 3, Keith Lyle, @ Atlanta (12/15/96)
OPP: 3, Ron Bolton, @ Cleveland (11/27/77)

INTERCEPTION RETURNED FOR A TOUCHDOWN

RAMS: 29, Lamarcus Joyner, vs. Indianapolis (9/10/17)
OPP: 66, Justin Bethel, vs. Arizona (1/1/17)

FUMBLE RETURNED FOR A TOUCHDOWN

RAMS: 77, Ethan Westbrooks, @ Tampa Bay (9/25/16)
OPP: 21, Vic Beasley, vs. Atlanta (12/11/16)

SPECIAL TEAMS TOTALS

KICKOFF RETURNED FOR A TOUCHDOWN

RAMS: 99, Chris Johnson, vs. Seattle (10/9/05)
OPP: 99, Knile Davis, @ Kansas City (10/26/14)

PUNT RETURNED FOR A TOUCHDOWN

RAMS: 75, Tavon Austin, vs. Seattle (9/13/15)
OPP: 57, Tyler Lockett, vs. Seattle (9/13/15)

PUNT BLOCKED

RAMS: Chase Reynolds (M. Wile), vs. Arizona (1/1/17)
OPP: James Casey (Hekker), @ Philadelphia (10/5/14)

BLOCKED PUNT RETURNED FOR A TOUCHDOWN

RAMS: Brandon Chillar, vs. Jacksonville (10/30/05)
29-yard return of Chris Hanson punt; Blocked by Drew Wahlroos
OPP: Chris Maragos, @ Philadelphia (10/5/14)
10-yard return of Johnny Hekker punt; Blocked by James Casey

FIELD GOAL ATTEMPT BLOCKED

RAMS: Daren Bates (J. Brown), vs. NY Giants (12/21/14)
OPP: Dontae Johnson (G. Zuerlein), @ San Francisco (1/3/16)

BLOCKED FIELD GOAL ATTEMPT RETURNED FOR A TOUCHDOWN

RAMS: LeRoy Irvin, vs. San Francisco (9/14/86)
65-yard return of Ray Wersching 44-yard attempt; Blocked by Jerry Gray; Mike Wilcher recovered and lateraled to Irvin

OPP: Kevin Ross, vs. Atlanta (10/12/95)
83-yard return of Steve McLaughlin 28-yard attempt; Blocked by Roger Harper

FOUR OR MORE FIELD GOALS

RAMS: 4, Greg Zuerlein, vs. Buffalo (10/9/16)
OPP: 4, Stephen Gostkowski, @ New England (12/4/16)

PAT BLOCKED

RAMS: Cam Thomas (Carpenter), vs. Buffalo (10/9/16)
OPP: Lawrence Guy, @ Baltimore (11/22/15)

PAT ATTEMPT FAILED

RAMS: Greg Zuerlein, @ Washington (12/7/14)
OPP: Nick Folk, @ New York Jets (11/13/16)



2017 LOS ANGELES RAMS EXPLOSIVES

PASSING EXPLOSIVE PLAYS (20+ YARDS)

LOS ANGELES RAMS

| YDS | RECEIVER | PASSER | QTR | DATE | TEAM |
|-----|----------------|------------|-----|---------|-------|
| 21 | Robert Woods | Jared Goff | 1 | 9/10/17 | Colts |
| 24 | Cooper Kupp | Jared Goff | 2 | 9/10/17 | Colts |
| 39 | Gerald Everett | Jared Goff | 2 | 9/10/17 | Colts |
| 24 | Sammy Watkins | Jared Goff | 2 | 9/10/17 | Colts |
| 23 | Todd Gurley | Jared Goff | 2 | 9/10/17 | Colts |
| 27 | Robert Woods | Jared Goff | 3 | 9/10/17 | Colts |
| 28 | Cooper Kupp | Jared Goff | 4 | 9/10/17 | Colts |

OPPONENTS

| YDS | RECEIVER | PASSER | QTR | DATE | TEAM |
|-----|----------------|-----------------|-----|---------|-------|
| 21 | Jack Doyle | Scott Tolzien | 1 | 9/10/17 | Colts |
| 20 | Jack Doyle | Scott Tolzien | 1 | 9/10/17 | Colts |
| 21 | Marlon Mack | Scott Tolzien | 1 | 9/10/17 | Colts |
| 32 | T.Y. Hilton | Scott Tolzien | 2 | 9/10/17 | Colts |
| 50 | Donte Moncrief | Jacoby Brissett | 4 | 9/10/17 | Colts |



2017 LOS ANGELES RAMS EXPLOSIVES

RUSHING EXPLOSIVE PLAYS (20+ YARDS)

LOS ANGELES RAMS

| <u>YDS</u> | <u>RUSHER</u> | <u>QTR</u> | <u>DATE</u> | <u>TEAM</u> |
|------------|---------------|------------|-------------|-------------|
| - | - | - | - | - |

OPPONENTS

| <u>YDS</u> | <u>RUSHER</u> | <u>QTR</u> | <u>DATE</u> | <u>TEAM</u> |
|------------|---------------|------------|-------------|-------------|
| 24 | Marlon Mack | 4 | 9/10/17 | Colts |



2017 LOS ANGELES RAMS EXPLOSIVES

PUNT RETURN EXPLOSIVES (20+ YARDS)

LOS ANGELES RAMS

| YDS | RETURNER | QTR | DATE | TEAM |
|-----|----------|-----|------|------|
| - | - | - | - | - |

OPPONENTS

| YDS | RETURNER | QTR | DATE | TEAM |
|-----|----------|-----|------|------|
| - | - | - | - | - |

KICKOFF RETURN EXPLOSIVES (25+ YARDS)

LOS ANGELES RAMS

| YDS | RETURNER | QTR | DATE | TEAM |
|-----|---------------|-----|---------|-------|
| 35 | Pharoh Cooper | 4 | 9/10/17 | Colts |

OPPONENTS

| YDS | RETURNER | QTR | DATE | TEAM |
|-----|----------|-----|------|------|
| - | - | - | - | - |



2017 LOS ANGELES RAMS EXPLOSIVES

FUMBLE RETURN EXPLOSIVES (20+ YARDS)

LOS ANGELES RAMS

| <u>YDS</u> | <u>RETURNER</u> | <u>QTR</u> | <u>DATE</u> | <u>TEAM</u> |
|------------|-----------------|------------|-------------|-------------|
| - | - | - | - | - |

OPPONENTS

| <u>YDS</u> | <u>RETURNER</u> | <u>QTR</u> | <u>DATE</u> | <u>TEAM</u> |
|------------|-----------------|------------|-------------|-------------|
| - | - | - | - | - |

INTERCEPTION RETURN EXPLOSIVES (20+ YARDS)

LOS ANGELES RAMS

| <u>YDS</u> | <u>RETURNER</u> | <u>QTR</u> | <u>DATE</u> | <u>TEAM</u> |
|------------|------------------|------------|-------------|-------------|
| 39 | Trumaine Johnson | 1 | 9/10/17 | Colts |
| 29 | Lamarcus Joyner | 3 | 9/10/17 | Colts |

OPPONENTS

| <u>YDS</u> | <u>RETURNER</u> | <u>QTR</u> | <u>DATE</u> | <u>TEAM</u> |
|------------|-----------------|------------|-------------|-------------|
| - | - | - | - | - |



2017 LOS ANGELES RAMS WEEKLY LEADERS

| GAME | SCORING | CARRIES | RUSHING YARDS | RECEIVING YARDS | TACKLES | SACKS | INTs | SP. TEAMS TACKLES |
|------------------|-----------------|---------------|---------------|-----------------|----------------|-------------------|-------------------------------|-------------------|
| Indianapolis | G. Zuerlein, 14 | T. Gurley, 19 | T. Gurley, 40 | C. Kupp, 76 | M. Brockers, 6 | Four players, 1.0 | L. Joyner, 1 T. Johnson, 1 | Three Players, 1 |
| Washington | - | - | - | - | - | - | - | - |
| at San Francisco | - | - | - | - | - | - | - | - |
| at Dallas | - | - | - | - | - | - | - | - |
| Seattle | - | - | - | - | - | - | - | - |
| at Jacksonville | - | - | - | - | - | - | - | - |
| Arizona | - | - | - | - | - | - | - | - |
| at NY Giants | - | - | - | - | - | - | - | - |
| Houston | - | - | - | - | - | - | - | - |
| at Minnesota | - | - | - | - | - | - | - | - |
| New Orleans | - | - | - | - | - | - | - | - |
| at Arizona | - | - | - | - | - | - | - | - |
| Philadelphia | - | - | - | - | - | - | - | - |
| at Seattle | - | - | - | - | - | - | - | - |
| at Tennessee | - | - | - | - | - | - | - | - |
| San Francisco | - | - | - | - | - | - | - | - |





**LOS ANGELES
RAMS
ALL-TIME
RECORDS**



2017 LOS ANGELES RAMS TOP-10 LISTS

RAMS TOP-10 SCORING LIST

| No. | Player | Years | TD | Ru | Rec | Ret | PAT | FG | 2-pt | Safety | Points |
|-----|-----------------------|---------------------|----------|----------|----------|----------|------------|------------|----------|----------|------------|
| 1 | Wilkins, Jeff | 1997-2007 | 0 | 0 | 0 | 0 | 428 | 265 | 0 | 0 | 1,223 |
| 2 | Lansford, Mike | 1982-90 | 0 | 0 | 0 | 0 | 315 | 158 | 0 | 0 | 789 |
| 3 | Waterfield, Bob | 1945-52 | 13 | 13 | 0 | 0 | 315 | 60 | 0 | 0 | 573 |
| 4 | Gossett, Bruce | 1964-69 | 0 | 0 | 0 | 0 | 211 | 120 | 0 | 0 | 571 |
| 5 | Faulk, Marshall | 1999-2005 | 85 | 58 | 27 | 0 | 0 | 0 | 7 | 0 | 524 |
| 6 | Bruce, Isaac | 1994-2007 | 84 | 0 | 84 | 0 | 0 | 0 | 3 | 0 | 510 |
| 7 | Ray, David | 1969-74 | 0 | 0 | 0 | 0 | 167 | 110 | 0 | 0 | 497 |
| 8 | Zuerlein, Greg | 2012-present | 0 | 0 | 0 | 0 | 148 | 115 | 0 | 0 | 493 |
| 9 | Holt, Torry | 1999-2008 | 74 | 0 | 74 | 0 | 0 | 0 | 1 | 0 | 446 |
| 10 | Brown, Josh | 2008-2011 | 0 | 0 | 0 | 0 | 79 | 104 | 0 | 0 | 391 |

RAMS TOP-10 RUSHING LIST

| No. | Player | Years | Attempts | Yards | Average | Long | TDs |
|-----|----------------------|----------------|----------|--------|---------|------|-----|
| 1 | Jackson, Steven | 2004-2012 | 2,395 | 10,138 | 4.2 | 59t | 56 |
| 2 | Dickerson, Eric | 1983-87 | 1,525 | 7,245 | 4.8 | 85t | 56 |
| 3 | Faulk, Marshall | 1999-2005 | 1,447 | 6,959 | 4.8 | 71t | 58 |
| 4 | McCutcheon, Lawrence | 1972-79 | 1,435 | 6,186 | 4.3 | 48 | 23 |
| 5 | Bass, Dick | 1960-69 | 1,218 | 5,417 | 4.4 | 73t | 34 |
| 6 | Towler, Dan | 1950-55 | 672 | 3,493 | 5.2 | 79t | 44 |
| 7 | Josephson, Les | 1964-67, 69-74 | 797 | 3,407 | 4.3 | 75 | 17 |
| 8 | Younger, Paul | 1949-57 | 682 | 3,296 | 4.8 | 75t | 17 |
| 9 | Tyler, Wendell | 1977-82 | 720 | 3,266 | 4.5 | 69t | 33 |
| 10 | Bryant, Cullen | 1973-81, 87 | 802 | 3,119 | 3.9 | 26 | 20 |

RAMS TOP-10 RECEIVING SORTED BY RECEPTIONS

| No. | Player | Years | Receptions | Yards | Average | Long | TDs |
|-----|-----------------|--------------------|------------|--------|---------|------|-----|
| 1 | Bruce, Isaac | 1994-2007 | 942 | 14,109 | 15.0 | 80t | 84 |
| 2 | Holt, Torry | 1999-2008 | 869 | 12,660 | 14.6 | 85t | 74 |
| 3 | Ellard, Henry | 1983-93 | 593 | 9,761 | 16.5 | 81t | 48 |
| 4 | Faulk, Marshall | 1999-2005 | 470 | 4,071 | 8.7 | 72t | 27 |
| 5 | Jackson, Steven | 2004-2012 | 407 | 3,324 | 8.2 | 64t | 8 |
| 6 | Fears, Tom | 1948-56 | 400 | 5,397 | 13.5 | 80t | 38 |
| 7 | Hirsch, Elroy | 1949-57 | 343 | 6,299 | 18.4 | 91t | 53 |
| 8 | Snow, Jack | 1965-75 | 340 | 6,012 | 17.7 | 84t | 45 |
| 9 | Phillips, Jim | 1958-65 | 333 | 4,953 | 14.9 | 93t | 27 |
| 10 | Benton, Jim | 1938-40, 42, 44-47 | 275 | 4,566 | 16.6 | 84t | 42 |

RAMS TOP-10 RECEIVING SORTED BY YARDS

| No. | Player | Years | Receptions | Yards | Average | Long | TDs |
|-----|------------------|--------------------|------------|--------|---------|------|-----|
| 1 | Bruce, Isaac | 1994-2007 | 942 | 14,109 | 15.0 | 80t | 83 |
| 2 | Holt, Torry | 1999-2008 | 869 | 12,660 | 14.6 | 85t | 74 |
| 3 | Ellard, Henry | 1983-93 | 593 | 9,761 | 16.5 | 81t | 48 |
| 4 | Hirsch, Elroy | 1949-57 | 343 | 6,299 | 18.4 | 91t | 53 |
| 5 | Snow, Jack | 1965-75 | 340 | 6,012 | 17.7 | 84t | 45 |
| 6 | Fears, Tom | 1948-56 | 400 | 5,397 | 13.5 | 80t | 38 |
| 7 | Anderson, Willie | 1988-94 | 259 | 5,246 | 20.3 | 78t | 26 |
| 8 | Phillips, Jim | 1958-65 | 333 | 4,953 | 14.9 | 93t | 27 |
| 9 | Benton, Jim | 1938-40, 42, 44-47 | 275 | 4,566 | 16.6 | 84t | 42 |
| 10 | Faulk, Marshall | 1999-2005 | 470 | 4,071 | 8.7 | 72t | 27 |



2017 LOS ANGELES RAMS TOP-10 LISTS

RAMS TOP-10 YARDS FROM SCRIMMAGE SORTED BY YARDS

| No. | Player | Years | Total | | | Rushing | | | Receiving | | |
|-----|-----------------|-----------|-------|--------|------|---------|--------|------|-----------|--------|------|
| | | | Touch | Yards | Avg. | Att. | Yards | Avg. | Rec. | Yards | Avg. |
| 1 | Bruce, Isaac | 1994-2007 | 965 | 14,259 | 14.8 | 23 | 150 | 6.5 | 942 | 14,109 | 15.0 |
| 2 | Jackson, Steven | 2004-2012 | 2,802 | 13,462 | 4.8 | 2,395 | 10,138 | 4.2 | 407 | 3,324 | 8.2 |
| 3 | Holt, Torry | 1999-2008 | 880 | 12,717 | 14.5 | 11 | 57 | 5.2 | 869 | 12,660 | 14.6 |
| 4 | Faulk, Marshall | 1999-2005 | 1,917 | 11,030 | 5.8 | 1,447 | 6,959 | 4.8 | 470 | 4,071 | 8.7 |
| 5 | Ellard, Henry | 1983-93 | 611 | 9,816 | 16.1 | 18 | 55 | 3.1 | 593 | 9,761 | 16.5 |
| 6 | Dickerson, Eric | 1983-87 | 1,648 | 8,157 | 4.9 | 1,525 | 7,245 | 4.8 | 123 | 912 | 7.4 |
| 7 | McCutcheon, L. | 1972-79 | 1,619 | 7,869 | 4.9 | 1,435 | 6,186 | 4.3 | 184 | 1,683 | 9.1 |
| 8 | Bass, Dick | 1960-69 | 1,422 | 7,258 | 5.1 | 1,218 | 5,417 | 4.4 | 204 | 1,841 | 9.0 |
| 9 | Hirsch, Elroy | 1949-57 | 417 | 6,616 | 15.9 | 74 | 317 | 4.3 | 343 | 6,299 | 18.4 |
| 10 | Snow, Jack | 1965-75 | 342 | 6,015 | 17.6 | 2 | 3 | 1.5 | 340 | 6,012 | 17.7 |

RAMS TOP-10 YARDS ALL-PURPOSE YARDS SORTED BY YARDS

| No. | Player | Years | Total | | | Rushing | | | Receiving | | | Punt Returns | | Kickoff Returns | | | |
|-----|-----------------|-------------|-------|--------|------|---------|--------|------|-----------|--------|------|--------------|-------|-----------------|-----|-------|------|
| | | | Touch | Yards | Avg. | Att. | Yards | Avg. | Rec. | Yards | Avg. | PR | Yards | Avg. | KR | Yards | Avg. |
| 1 | Bruce, Isaac | 1994-2007 | 966 | 14,311 | 14.8 | 23 | 150 | 6.5 | 942 | 14,109 | 15.0 | 1 | 52 | 52.0 | 0 | 0 | 0.0 |
| 2 | Jackson, Steven | 2004-2012 | 2,806 | 13,538 | 4.8 | 2,395 | 10,135 | 4.2 | 407 | 3,324 | 8.2 | 0 | 0 | 0.0 | 4 | 79 | 19.8 |
| 3 | Holt, Torry | 1999-2008 | 883 | 12,732 | 14.4 | 11 | 57 | 5.2 | 869 | 12,660 | 14.6 | 3 | 15 | 5.0 | 0 | 0 | 0.0 |
| 4 | Ellard, Henry | 1983-93 | 765 | 11,707 | 15.3 | 18 | 55 | 3.1 | 593 | 9,761 | 16.5 | 135 | 1,527 | 11.3 | 19 | 364 | 19.2 |
| 5 | Faulk, Marshall | 1999-2005 | 1,919 | 11,048 | 5.8 | 1,447 | 6,959 | 4.8 | 470 | 4,071 | 8.7 | 0 | 0 | 0.0 | 2 | 18 | 9.0 |
| 6 | Bass, Dick | 1960-69 | 1,500 | 8,936 | 6.0 | 1,218 | 5,417 | 4.4 | 204 | 1,841 | 9.0 | 24 | 263 | 11.0 | 54 | 1,415 | 26.2 |
| 7 | Dickerson, Eric | 1983-87 | 1,648 | 8,157 | 4.9 | 1,525 | 7,245 | 4.8 | 123 | 912 | 7.4 | 0 | 0 | 0.0 | 0 | 0 | 0.0 |
| 8 | Arnett, Jon | 1957-63 | 1,042 | 8,076 | 7.8 | 688 | 2,892 | 4.2 | 175 | 1,911 | 10.9 | 75 | 683 | 9.1 | 104 | 2,590 | 24.9 |
| 9 | McCutcheon, L. | 1972-79 | 1,620 | 7,875 | 4.9 | 1,435 | 6,186 | 4.3 | 184 | 1,683 | 9.1 | 0 | 0 | 0.0 | 1 | 6 | 6.0 |
| 10 | Bryant, Cullen | 1973-81, 87 | 1,080 | 6,734 | 6.2 | 802 | 3,119 | 3.9 | 142 | 1,148 | 8.1 | 71 | 707 | 10.0 | 65 | 1,760 | 27.1 |

RAMS TOP-10 INTERCEPTIONS

| No. | Player | Years | Ints. | Yards | Average | Long | TDs |
|-----|--------------------|-----------|-------|-------|---------|------|-----|
| 1 | Meador, Ed | 1959-70 | 46 | 547 | 11.9 | 38t | 5 |
| 2 | Cromwell, Nolan | 1977-87 | 37 | 671 | 18.1 | 94 | 4 |
| 3 | Irvin, LeRoy | 1980-89 | 34 | 654 | 19.2 | 81t | 5 |
| 4 | Lyght, Todd | 1991-2000 | 31 | 359 | 11.6 | 57t | 4 |
| 5 | Sherman, Will | 1954-60 | 28 | 515 | 18.4 | 95t | 3 |
| | Williams, Clarence | 1965-72 | 28 | 428 | 15.3 | 65t | 2 |
| | Perry, Rod | 1975-82 | 28 | 386 | 13.8 | 83t | 4 |
| | Lyle, Keith | 1994-2000 | 28 | 336 | 12.0 | 68 | 0 |
| 9 | Elmendorf, Dave | 1971-79 | 27 | 421 | 15.6 | 57t | 2 |
| 10 | Thomas, Pat | 1976-82 | 26 | 292 | 11.2 | 64 | 1 |

RAMS TOP-10 SACKS (1982-PRESENT)

| No. | Player | Years | Sacks | Yards |
|-----|-----------------|--------------|-------|-------|
| 1 | Little, Leonard | 1998-2009 | 87.5 | 529 |
| 2 | Greene, Kevin | 1985-92 | 72.5 | 76 |
| 3 | Carter, Kevin | 1995-2000 | 62.5 | 397.5 |
| 4 | Quinn, Robert | 2011-Present | 55 | 377 |
| 5 | Long, Chris | 2008-15 | 54.5 | 354 |
| 6 | Jeter, Gary | 1983-88 | 45 | N/A |
| 7 | Wistrom, Grant | 1998-03 | 41.5 | 243 |
| 8 | Wilcher, Mike | 1983-90 | 38.5 | N/A |
| 9 | Farr, D'Marco | 1994-2000 | 36.5 | 222.5 |
| 10 | Hall, James | 2007-11 | 30 | 201 |



2017 LOS ANGELES RAMS TOP-10 LISTS

RAMS TOP-10 PASSING

| No. | Player | Years | Att. | Comp. | Yards | Comp.% | Yards/Att. | TD | TD% | INT | INT% | Lg. | Rtg. |
|-----|------------------|-----------|-------|-------|--------|--------|------------|-----|-------|-----|-------|-----|------|
| 1 | Everett, Jim | 1986-93 | 3,277 | 1,847 | 23,758 | 56.4% | 7.25 | 142 | 4.33% | 123 | 3.75% | 81t | 78.1 |
| 2 | Bulger, Marc | 2001-2009 | 3,145 | 1,981 | 22,814 | 63.0% | 7.25 | 122 | 3.88% | 93 | 2.96% | 80t | 85.3 |
| 3 | Gabriel, Roman | 1962-72 | 3,313 | 1,705 | 22,223 | 51.5% | 6.71 | 154 | 4.65% | 112 | 3.38% | 93t | 74.3 |
| 4 | Van Brocklin, N. | 1949-57 | 1,897 | 1,011 | 16,114 | 53.3% | 8.49 | 118 | 6.22% | 127 | 6.69% | 84 | 74.7 |
| 5 | Warner, Kurt | 1998-2003 | 1,688 | 1,121 | 14,447 | 66.4% | 8.56 | 102 | 6.04% | 65 | 3.85% | 85t | 97.2 |
| 6 | Waterfield, Bob | 1945-52 | 1,618 | 814 | 11,849 | 50.3% | 7.32 | 99 | 6.12% | 128 | 7.91% | 91 | 62.1 |
| 7 | Bradford, Sam | 2010-2014 | 1,760 | 1,032 | 11,065 | 58.6% | 6.29 | 59 | 3.35% | 38 | 2.16% | 80t | 79.3 |
| 8 | Ferragamo, Vince | 1977-84 | 1,288 | 730 | 9,376 | 56.7% | 7.28 | 70 | 5.43% | 71 | 5.51% | 85t | 74.8 |
| 9 | Haden, Pat | 1976-81 | 1,363 | 731 | 9,296 | 53.6% | 6.82 | 52 | 3.82% | 60 | 4.40% | 68t | 69.6 |
| 10 | Wade, Bill | 1954-60 | 1,116 | 602 | 8,572 | 53.9% | 7.68 | 56 | 5.02% | 68 | 6.09% | 93 | 71.0 |



RAMS ALL-TIME LEADERS



Bold denotes player active with Rams

Italics denotes rookie

CAREER RUSHING

| | Years | Att. | Yards | Avg. | Long | TD |
|-----|------------------------------------|-------|--------|------|------|----|
| 1. | Jackson, Steven..... 2004-12 | 2,395 | 10,135 | 4.2 | 59t | 56 |
| 2. | Dickerson, Eric..... 1983-87 | 1,525 | 7,245 | 4.8 | 85t | 56 |
| 3. | Faulk, Marshall..... 1999-2006 | 1,447 | 6,959 | 4.8 | 71t | 58 |
| 4. | McCutcheon, Lawrence 1973-79 | 1,435 | 6,186 | 4.3 | 48 | 23 |
| 5. | Bass, Dick 1960-69 | 1,218 | 5,417 | 4.5 | 73t | 34 |
| 6. | Towler, Dan..... 1950-55 | 672 | 3,493 | 5.2 | 79t | 44 |
| 7. | Josephson, Les..... 1964-67, 69-74 | 797 | 3,407 | 4.3 | 75 | 17 |
| 8. | Younger, Paul (Tank) 1949-57 | 682 | 3,296 | 4.8 | 75t | 17 |
| 9. | Tyler, Wendell 1977-82 | 720 | 3,266 | 4.5 | 69t | 33 |
| 10. | Bryant, Cullen 1973-81, 87 | 802 | 3,119 | 3.9 | 26 | 20 |

SEASON RUSHING

| | Year | Att. | Yds. | Avg. | Long | TD |
|-----|----------------------------|------|-------|------|------|----|
| 1. | Dickerson, Eric 1984 | 379 | 2,105 | 5.6 | 66 | 14 |
| 2. | Dickerson, Eric 1986 | 404 | 1,821 | 4.5 | 42t | 11 |
| 3. | Dickerson, Eric 1983 | 390 | 1,808 | 4.6 | 85t | 18 |
| 4. | Jackson, Steven 2006 | 346 | 1,528 | 4.4 | 59t | 13 |
| 5. | Bettis, Jerome..... 1993 | 294 | 1,429 | 4.9 | 71t | 7 |
| 6. | Jackson, Steven 2009 | 324 | 1,416 | 4.4 | 58 | 4 |
| 7. | Faulk, Marshall 2001 | 260 | 1,382 | 5.3 | 71t | 12 |
| 8. | Faulk, Marshall 1999 | 253 | 1,381 | 5.5 | 58 | 7 |
| 9. | White, Charles 1987 | 324 | 1,374 | 4.2 | 58 | 11 |
| 10. | Faulk, Marshall 2000 | 253 | 1,359 | 5.4 | 36 | 18 |

CAREER PASSING (Based on Yards)

| | Years | Att. | Comp. | Yards | Pct. | TD | Int. |
|-----|---------------------------------|-------|-------|--------|------|-----|------|
| 1. | Everett, Jim..... 1986-93 | 3,277 | 1,847 | 23,758 | .564 | 142 | 123 |
| 2. | Bulger, Marc 2001-09 | 3,171 | 1,969 | 22,814 | .621 | 122 | 93 |
| 3. | Gabriel, Roman 1962-72 | 3,313 | 1,705 | 22,223 | .515 | 154 | 112 |
| 4. | Van Brocklin, Norm..... 1949-57 | 1,897 | 1,011 | 16,114 | .533 | 118 | 127 |
| 5. | Warner, Kurt 1998-03 | 1,688 | 1,121 | 14,447 | .664 | 102 | 65 |
| 6. | Waterfield, Bob 1945-52 | 1,618 | 814 | 11,893 | .503 | 99 | 128 |
| 7. | Bradford, Sam 2010-13 | 1,760 | 1,032 | 11,065 | .586 | 59 | 38 |
| 8. | Ferragamo, Vince 1977-84 | 1,288 | 730 | 9,376 | .567 | 70 | 71 |
| 9. | Haden, Pat..... 1976-81 | 1,363 | 731 | 9,296 | .536 | 52 | 60 |
| 10. | Wade, Bill 1954-60 | 1,116 | 602 | 8,572 | .539 | 56 | 68 |

CAREER PASSING (Based on Rating; Minimum 1,500 Attempts)

| | Years | Att. | Comp. | Yards | Pct. | TD | Int. | Rating |
|----|------------------------------|-------|-------|--------|------|-----|------|--------|
| 1. | Warner, Kurt 1998-03 | 1,688 | 1,121 | 14,447 | .664 | 102 | 65 | 97.2 |
| 2. | Bulger, Marc 2001-09 | 3,171 | 1,969 | 22,814 | .621 | 122 | 93 | 84.4 |
| 3. | Everett, Jim..... 1986-93 | 3,277 | 1,847 | 23,758 | .564 | 142 | 123 | 78.1 |
| 4. | Bradford, Sam 2010- | 1,760 | 1,032 | 11,065 | .586 | 59 | 38 | 79.3 |
| 5. | Van Brocklin, Norm.. 1949-57 | 1,897 | 1,011 | 16,114 | .533 | 118 | 127 | 74.7 |

SEASON PASSING (Based on Yards)

| | Year | Att. | Comp. | Yards | Pct. | TD | Int. |
|-----|--------------------------|------|-------|-------|------|----|------|
| 1. | Warner, Kurt 2001 | 546 | 375 | 4,830 | 68.7 | 36 | 22 |
| 2. | Warner, Kurt 1999 | 499 | 325 | 4,353 | 65.1 | 41 | 13 |
| 3. | Everett, Jim..... 1989 | 518 | 304 | 4,310 | 58.7 | 29 | 17 |
| 4. | Bulger, Marc 2006 | 588 | 370 | 4,301 | 63.0 | 24 | 8 |
| 5. | Everett, Jim..... 1990 | 554 | 307 | 3,989 | 55.4 | 23 | 17 |
| 6. | Everett, Jim..... 1988 | 517 | 308 | 3,964 | 59.6 | 31 | 18 |
| 8. | Bulger, Marc 2004 | 485 | 321 | 3,964 | 66.2 | 21 | 14 |
| 8. | Bulger, Marc 2003 | 532 | 336 | 3,845 | 63.2 | 22 | 22 |
| 9. | Bradford, Sam 2012 | 551 | 328 | 3,702 | 59.5 | 21 | 13 |
| 10. | Bradford, Sam 2010 | 590 | 354 | 3,512 | 60.0 | 18 | 15 |



CAREER RECEPTIONS

| | Years | No. | Yards | Avg. | Long | TD |
|-----|-------------------------------------|------------|--------------|-------------|-------------|-----------|
| 1. | Bruce, Isaac..... 1994-2007 | 942 | 14,109 | 15.0 | 80t | 84 |
| 2. | Holt, Torry..... 1999-2008 | 869 | 12,660 | 14.6 | 85t | 74 |
| 3. | Ellard, Henry..... 1983-93 | 593 | 9,761 | 16.5 | 81t | 48 |
| 4. | Faulk, Marshall (RB)..... 1999-2006 | 470 | 4,071 | 8.7 | 72t | 27 |
| 5. | Jackson, Steven (RB)..... 2004-12 | 407 | 3,324 | 8.2 | 64t | 8 |
| 6. | Fears, Tom..... 1948-56 | 400 | 5,397 | 13.4 | 80t | 38 |
| 7. | Hirsch, Elroy..... 1949-57 | 343 | 6,299 | 18.4 | 91t | 53 |
| 8. | Snow, Jack..... 1965-75 | 340 | 6,012 | 17.7 | 84t | 45 |
| 9. | Phillips, Jim..... 1958-64 | 333 | 4,953 | 14.9 | 93t | 27 |
| 10. | Benton, Jim..... 1938-40, 42, 44-47 | 275 | 4,566 | 16.6 | 84t | 42 |

SEASON RECEPTIONS

| | Year | No. | Yards | Avg. | Long | TD |
|-----|--------------------------------|------------|--------------|-------------|-------------|-----------|
| 1. | Bruce, Isaac..... 1995 | 119 | 1,781 | 15.0 | 72 | 13 |
| 2. | Holt, Torry..... 2003 | 117 | 1,696 | 14.5 | 48 | 12 |
| 3. | Holt, Torry..... 2005 | 102 | 1,331 | 13.0 | 44 | 9 |
| 4. | Holt, Torry..... 2004 | 94 | 1,372 | 14.6 | 75t | 10 |
| 5. | Holt, Torry..... 2007 | 93 | 1,189 | 12.8 | 40 | 7 |
| | Holt, Torry..... 2006 | 93 | 1,188 | 12.8 | 67t | 10 |
| 7. | Holt, Torry..... 2002 | 91 | 1,302 | 14.3 | 58 | 4 |
| 8. | Jackson, Steven..... 2006 | 90 | 806 | 9.0 | 64t | 3 |
| 9. | Bruce, Isaac..... 2004 | 89 | 1,292 | 14.5 | 56 | 6 |
| 10. | Bruce, Isaac..... 2000 | 87 | 1,471 | 16.9 | 78t | 9 |
| | Faulk, Marshall (RB)..... 1999 | 87 | 1,048 | 12.0 | 57t | 5 |

CAREER RECEIVING YARDS

| | Years | No. | Yards | Avg. | Long | TD |
|-----|-------------------------------------|------------|--------------|-------------|-------------|-----------|
| 1. | Bruce, Isaac..... 1994-2007 | 942 | 14,109 | 15.0 | 80t | 84 |
| 2. | Holt, Torry..... 1999-2008 | 869 | 12,660 | 14.6 | 85t | 74 |
| 3. | Ellard, Henry..... 1983-93 | 593 | 9,761 | 16.6 | 81t | 48 |
| 4. | Hirsch, Elroy..... 1949-57 | 343 | 6,299 | 18.4 | 91t | 53 |
| 5. | Snow, Jack..... 1965-75 | 340 | 6,012 | 17.7 | 84t | 45 |
| 6. | Fears, Tom..... 1948-56 | 400 | 5,397 | 13.4 | 80t | 38 |
| 7. | Anderson, Willie..... 1988-94 | 259 | 5,246 | 20.3 | 78t | 26 |
| 8. | Phillips, Jim..... 1958-64 | 333 | 4,953 | 14.9 | 93t | 27 |
| 9. | Benton, Jim..... 1938-40, 42, 44-47 | 275 | 4,566 | 16.6 | 84t | 42 |
| 10. | Faulk, Marshall..... 1999-2006 | 470 | 4,071 | 8.7 | 72t | 27 |

SEASON RECEIVING YARDS

| | Years | No. | Yards | Avg. | Long | TD |
|-----|-------------------------|------------|--------------|-------------|-------------|-----------|
| 1. | Bruce, Isaac..... 1995 | 119 | 1,781 | 15.0 | 72 | 13 |
| 2. | Holt, Torry..... 2003 | 117 | 1,696 | 14.5 | 48 | 12 |
| 3. | Holt, Torry..... 2000 | 82 | 1,635 | 19.9 | 85t | 6 |
| 4. | Hirsch, Elroy..... 1951 | 66 | 1,495 | 22.7 | 91 | 17 |
| 5. | Bruce, Isaac..... 2000 | 87 | 1,471 | 16.9 | 78t | 9 |
| 6. | Ellard, Henry..... 1988 | 86 | 1,414 | 16.4 | 68 | 10 |
| 7. | Ellard, Henry..... 1989 | 70 | 1,382 | 19.7 | 53 | 8 |
| 8. | Holt, Torry..... 2004 | 94 | 1,372 | 14.6 | 75t | 10 |
| 9. | Holt, Torry..... 2001 | 81 | 1,363 | 16.8 | 51 | 7 |
| 10. | Bruce, Isaac..... 1996 | 84 | 1,338 | 15.9 | 70 | 7 |

CAREER YARDS FROM SCRIMMAGE

| | Years | Touces | Yards | RUSHING | | RECEIVING | |
|-----|-----------------------------------|---------------|--------------|----------------|--------------|------------------|--------------|
| | | | | Rush | Yards | Rec. | Yards |
| 1. | Bruce, Isaac..... 1994-2007 | 965 | 14,259 | 23 | 150 | 942 | 14,109 |
| 2. | Jackson, Steven..... 2004-12 | 2,802 | 13,459 | 2,395 | 10,135 | 407 | 3,324 |
| 3. | Holt, Torry..... 1999-2008 | 880 | 12,717 | 11 | 57 | 869 | 12,660 |
| 4. | Faulk, Marshall..... 1999-2006 | 1,917 | 11,030 | 1,447 | 6,959 | 470 | 4,071 |
| 5. | Ellard, Henry..... 1983-93 | 611 | 9,816 | 18 | 55 | 593 | 9,761 |
| 6. | Dickerson, Eric..... 1983-87 | 1,648 | 8,157 | 1,525 | 7,245 | 123 | 912 |
| 7. | McCutcheon, Lawrence..... 1972-79 | 1,619 | 7,869 | 1,435 | 6,186 | 184 | 1,683 |
| 8. | Bass, Dick..... 1960-69 | 1,432 | 7,262 | 1,218 | 5,417 | 214 | 1,845 |
| 9. | Hirsch, Elroy..... 1949-57 | 417 | 6,616 | 74 | 317 | 343 | 6,299 |
| 10. | Snow, Jack..... 1965-75 | 342 | 6,015 | 2 | 3 | 340 | 6,012 |



CAREER KICKOFF RETURN AVERAGE (Minimum 75)

| | Years | No. | Yards | Avg. | Long | TD | |
|----|-------------------|--------------|-------|-------|------|------|---|
| 1. | Cunningham, Benny | 2013-present | 95 | 2,575 | 27.1 | 102 | 0 |
| 2. | Horne, Tony | 1998-00 | 143 | 3,577 | 25.0 | 103t | 4 |
| 3. | Arnett, Jon | 1957-63 | 104 | 2,590 | 24.9 | 71t | 2 |
| 4. | Lewis, Woodley | 1950-55 | 108 | 2,575 | 23.8 | 88t | 1 |
| 5. | Amendola, Danny | 2009-12 | 118 | 2,776 | 23.5 | 84 | 0 |
| 6. | Brown, Ron | 1984-89, 91 | 169 | 3,918 | 23.2 | 98t | 4 |

SEASON KICKOFF RETURN AVERAGE (Minimum One Per Game)

| | Year | No. | Yards | Avg. | Long | TD | |
|----|---------------------------|------|-------|------|------|------|---|
| 1. | Smith, Verda (Vitamin T.) | 1950 | 22 | 742 | 33.7 | 97 | 3 |
| 2. | Brown, Ron | 1985 | 28 | 918 | 32.8 | 98t | 3 |
| 3. | Wilson, Tom | 1956 | 15 | 477 | 31.8 | 103t | 1 |
| 4. | Bass, Dick | 1961 | 23 | 698 | 30.3 | 64 | 0 |
| 5. | Williams, Travis | 1971 | 25 | 743 | 29.7 | 105t | 1 |
| | Horne, Tony | 1999 | 30 | 892 | 29.7 | 101t | 2 |

CAREER PUNT RETURN AVERAGE (Minimum 75)

| | Years | No. | Yards | Avg. | Long | TD | |
|----|---------------------------|---------|-------|-------|------|-----|---|
| 1. | Hakim, Az-Zahir | 1998-01 | 112 | 1,278 | 11.4 | 86t | 2 |
| 2. | Ellard, Henry | 1983-93 | 135 | 1,527 | 11.3 | 83t | 4 |
| 3. | Smith, Verda (Vitamin T.) | 1949-53 | 75 | 814 | 10.9 | 85t | 1 |
| 4. | Kennison, Eddie | 1996-98 | 103 | 1,085 | 10.5 | 78t | 3 |
| 5. | Irvin, LeRoy | 1980-89 | 146 | 1,451 | 9.9 | 84t | 4 |

SEASON PUNT RETURN AVERAGE (Minimum One Per Punt)

| | Year | No. | Yards | Avg. | Long | TD | |
|----|---------------------------|------|-------|------|------|-----|---|
| 1. | Lewis, Woodley | 1952 | 19 | 351 | 18.5 | 83t | 2 |
| 2. | Smith, Verda (Vitamin T.) | 1949 | 27 | 427 | 15.8 | 85t | 1 |
| 3. | Horvath, Les | 1948 | 13 | 203 | 15.6 | 27 | 0 |
| 4. | Hakim, Az-Zahir | 2000 | 32 | 489 | 15.3 | 86t | 1 |
| 5. | Hall, Dante | 2007 | 19 | 286 | 15.1 | 85t | 1 |

CAREER ALL-PURPOSE YARDS

| | Years | Touches | Yards | Rush | Yards | Rec. | Yards | PR | Yards | KR | Yards | |
|-----|-----------------|---------------|-------|--------|-------|--------|-------|--------|-------|-------|-------|-------|
| 1. | Bruce, Isaac | 1994-2007 | 965 | 14,311 | 23 | 150 | 942 | 14,109 | 0 | 52 | 0 | 0 |
| 2. | Jackson, Steven | 2004-12 | 2,806 | 13,538 | 2,395 | 10,135 | 407 | 3,324 | 0 | 0 | 4 | 79 |
| 2. | Holt, Torry | 1999-2008 | 883 | 12,732 | 11 | 57 | 869 | 12,660 | 3 | 15 | 0 | 0 |
| 4. | Ellard, Henry | 1983-93 | 765 | 11,707 | 18 | 55 | 593 | 9,761 | 135 | 1,527 | 19 | 364 |
| 5. | Faulk, Marshall | 1999-2006 | 1,919 | 11,048 | 1,447 | 6,959 | 470 | 4,071 | 0 | 0 | 2 | 18 |
| 6. | Bass, Dick | 1960-69 | 1,510 | 8,936 | 1,218 | 5,417 | 214 | 1,845 | 24 | 263 | 54 | 1,415 |
| 7. | Dickerson, Eric | 1983-87 | 1,648 | 8,157 | 1,525 | 7,245 | 123 | 912 | 0 | 0 | 0 | 0 |
| 8. | Arnett, Jon | 1957-63 | 1,042 | 8,036 | 688 | 2,852 | 175 | 1,911 | 75 | 683 | 104 | 2,590 |
| 9. | McCutcheon, L. | 1972-79 | 1,620 | 7,875 | 1,435 | 6,186 | 184 | 1,683 | 0 | 0 | 1 | 6 |
| 10. | Bryant, Cullen | 1973-81, 1987 | 1,080 | 6,735 | 802 | 3,119 | 142 | 1,149 | 71 | 707 | 65 | 1,760 |

CAREER SCORING

| | Years | TD | PAT | FG | 2-Pt. | Tot. Pts. | |
|----|-----------------|-----------|-----|-----|-------|-----------|-------|
| 1. | Wilkins, Jeff | 1997-2007 | 0 | 428 | 265 | 0 | 1,223 |
| 2. | Lansford, Mike | 1982-90 | 0 | 315 | 158 | 0 | 789 |
| 3. | Waterfield, Bob | 1945-52 | 13 | 315 | 60 | 0 | 573 |
| 4. | Gossett, Bruce | 1964-69 | 0 | 211 | 120 | 0 | 571 |
| 5. | Faulk, Marshall | 1999-2006 | 85 | 0 | 0 | 7 | 524 |

SEASON SCORING

| | Year | TD | PAT | FG | 2-Pt. | Tot. Pts. | |
|----|----------------------|------|-----|----|-------|-----------|-----|
| 1. | Wilkins, Jeff | 2003 | 0 | 46 | 39 | 0 | 163 |
| 2. | Faulk, Marshall (RB) | 2000 | 26 | 0 | 0 | 2 | 160 |
| 3. | Wilkins, Jeff | 2006 | 0 | 35 | 32 | 0 | 131 |
| 4. | Ray, David | 1973 | 0 | 40 | 30 | 0 | 130 |
| 5. | Faulk, Marshall (RB) | 2001 | 21 | 0 | 0 | 1 | 128 |



CAREER INTERCEPTIONS

| | Years | No. | Yards | Avg. | Long | TD | |
|-----|--------------------------|------------|--------------|-------------|-------------|-----------|---|
| 1. | Meador, Ed | 1959-70 | 46 | 547 | 11.9 | 38t | 5 |
| 2. | Cromwell, Nolan | 1977-87 | 37 | 671 | 18.1 | 94 | 4 |
| 3. | Irvin, LeRoy | 1980-89 | 34 | 654 | 19.2 | 81t | 5 |
| 4. | Lyght, Todd | 1991-00 | 31 | 359 | 11.6 | 57t | 4 |
| 5. | Lyle, Keith | 1994-00 | 28 | 336 | 12.0 | 68 | 0 |
| | Perry, Rod | 1975-82 | 28 | 386 | 13.8 | 83t | 4 |
| | Williams, Clarence | 1965-72 | 28 | 428 | 15.3 | 65t | 2 |
| | Sherman, Will | 1954-60 | 28 | 515 | 18.4 | 95t | 3 |
| 9. | Elmendorf, Dave | 1971-79 | 27 | 421 | 15.6 | 57t | 2 |
| 10. | Thomas, Pat..... | 1976-82 | 26 | 292 | 11.2 | 64 | 1 |

SEASON INTERCEPTIONS

| | Year | No. | Yards | Avg. | Long | TD | |
|----|---------------------------------------|------------|--------------|-------------|-------------|-----------|---|
| 1. | <i>Lane, Dick (Night Train)</i> | 1952 | *14 | 298 | 21.3 | 80t | 2 |
| 2. | <i>Lewis, Woodley</i> | 1950 | 12 | 275 | 22.9 | 36 | 0 |
| 3. | Sherman, Will | 1955 | 11 | 101 | 9.2 | 36 | 0 |
| 4. | Jackson, Monte | 1976 | 10 | 173 | 17.3 | 46t | 3 |
| 5. | McNeil, Ryan..... | 1997 | 9 | 127 | 14.1 | 75t | 1 |
| | Lyle, Keith | 1996 | 9 | 152 | 16.9 | 68 | 0 |
| | <i>Burroughs, Don</i> | 1955 | 9 | 103 | 11.4 | 34 | 0 |
| | <i>Sims, George</i> | 1949 | 9 | 78 | 8.7 | 27 | 1 |

*NFL Record

MOST CAREER PUNTS

| | Years | No. | Yards | Avg. | TB | In 20 | Long | Blocked | |
|----|---------------------------|---------------------|--------------|---------------|-------------|--------------|-------------|----------------|----------|
| 1. | Jones, Donnie..... | 2007-2011 | 449 | 20,924 | 46.6 | 39 | 133 | 80 | 1 |
| 2. | Hekker, Johnny.... | 2012-present | 434 | 20,367 | 46.9 | 20 | 166 | 78 | 1 |
| 3. | Hatcher, Dale..... | 1985-89, 1991 | 432 | 17,302 | 40.1 | 28 | 121 | 67 | 2 |
| 4. | Landeta, Sean | '93-96, 2003-04 | 380 | 16,747 | 44.2 | 42 | 90 | 70 | 0 |
| 5. | Van Brocklin, Norm..... | 1951-1957 | 343 | 14,783 | 43.1 | - | - | 71 | 1 |
| 6. | Studstill, Pat..... | 1968-1971 | 298 | 11,980 | 40.2 | 25 | - | 60 | 0 |
| | Villanueva, Danny..... | 1961-1964 | 296 | 13,099 | 44.3 | 13 | - | 68 | 1 |

SEASON PUNTING AVERAGE

| | Year | No. | Yards | Avg. | TB | In 20 | Long | Blocked | |
|-----|-----------------------------|-------------|--------------|--------------|-------------|--------------|-------------|----------------|----------|
| 1. | Jones, Donnie..... | 2008 | 82 | 4,100 | 50.0 | 7 | 20 | 68 | 0 |
| 2. | Hekker, Johnny | 2015 | 96 | 4,601 | 47.9 | 6 | 41 | 68 | 0 |
| 3. | Hekker, Johnny | 2016 | 98 | 4,680 | 47.8 | 1 | 51 | 78 | 0 |
| 4. | Jones, Donnie..... | 2007 | 78 | 3,684 | 47.2 | 9 | 18 | 80 | 0 |
| 5. | Jones, Donnie..... | 2009 | 90 | 4,212 | 46.8 | 10 | 34 | 63 | 0 |
| 6. | Hekker, Johnny | 2014 | 80 | 3,721 | 46.5 | 5 | 33 | 61 | 1 |
| 7. | Hekker, Johnny | 2013 | 78 | 3,609 | 46.3 | 4 | 19 | 64 | 0 |
| 8. | Hekker, Johnny | 2012 | 82 | 3,756 | 45.8 | 4 | 22 | 68 | 0 |
| 9. | Villanueva, Danny..... | 1962 | 87 | 3,960 | 45.5 | 7 | - | 65 | 1 |
| | Jones, Donnie..... | 2010 | 94 | 4,276 | 45.5 | 4 | 32 | 63 | 0 |
| 20. | Turk, Matt | 2006 | 69 | 3,132 | 45.4 | 7 | 26 | 74 | 1 |
| | Villanueva, Danny..... | 1963 | 81 | 3,678 | 45.4 | 0 | - | 68 | 0 |



RAMS YEAR-BY-YEAR LEADERS



PASSING

| Year | Player | Att. | Cmp. | Yards | Pct. | TD | Int. | Long | Sk/Yds | Rating | |
|------|------------------------|------|------|-------|------|----|------|------|--------|--------|--|
| 1937 | Snyder, Bob | 66 | 25 | 378 | 37.9 | 1 | 14 | | | 23.0 | |
| 1938 | Snyder, Bob | 87 | 36 | 631 | 41.4 | 0 | 9 | | | 27.2 | |
| 1939 | Hall, Parker | 208 | 106 | 1,227 | 51.0 | 9 | 13 | | | 57.5 | |
| 1940 | Hall, Parker | 183 | 77 | 1,108 | 42.1 | 1 | 16 | | | 27.8 | |
| 1941 | Hall, Parker | 190 | 84 | 863 | 44.2 | 7 | 19 | 39 | | 30.5 | |
| 1942 | Hall, Parker | 140 | 62 | 815 | 44.3 | 7 | 19 | 59 | | 40.3 | |
| 1943 | Suspended Play/W.W. II | | | | | | | | | | |
| 1944 | Reisz, Albie | 113 | 49 | 777 | 43.4 | 8 | 10 | 70 | | 53.6 | |
| 1945 | Waterfield, Bob | 171 | 88 | 1,609 | 51.4 | 14 | 16 | 84 | | 72.5 | |
| 1946 | Waterfield, Bob | 256 | 128 | 1,772 | 50.0 | 17 | 18 | 57 | | 65.9 | |
| 1947 | Waterfield, Bob | 221 | 96 | 1,210 | 43.4 | 8 | 18 | 45 | | 39.2 | |
| 1948 | Hardy, Jim | 211 | 112 | 1,390 | 50.7 | 14 | 7 | 69t | | 82.1 | |
| 1949 | Waterfield, Bob | 296 | 154 | 2,168 | 52.0 | 17 | 24 | 71t | | 61.3 | |
| 1950 | Van Brocklin, Norm | 233 | 127 | 2,061 | 54.5 | 18 | 14 | 58 | | 85.1 | |
| 1951 | Waterfield, Bob | 176 | 88 | 1,566 | 50.0 | 13 | 10 | 91t | | 81.8 | |
| 1952 | Van Brocklin, Norm | 205 | 113 | 1,736 | 55.1 | 14 | 17 | 84t | | 71.5 | |
| 1953 | Van Brocklin, Norm | 286 | 156 | 2,393 | 54.5 | 19 | 14 | 70t | | 84.1 | |
| 1954 | Van Brocklin, Norm | 260 | 139 | 2,637 | 53.5 | 13 | 21 | 80t | | 71.9 | |
| 1955 | Van Brocklin, Norm | 272 | 144 | 1,890 | 52.9 | 8 | 15 | 74t | | 62.0 | |
| 1956 | Wade, Bill | 178 | 91 | 1,461 | 51.1 | 10 | 13 | 76t | | 67.2 | |
| 1957 | Van Brocklin, Norm | 265 | 132 | 2,105 | 49.8 | 20 | 21 | 81t | | 68.8 | |
| 1958 | Wade, Bill | 341 | 181 | 2,875 | 53.1 | 18 | 22 | 93t | | 72.2 | |
| 1959 | Wade, Bill | 261 | 153 | 2,001 | 58.6 | 12 | 17 | 72t | | 71.1 | |
| 1960 | Wade, Bill | 182 | 106 | 1,294 | 58.2 | 12 | 11 | 63 | | 77.0 | |
| 1961 | Bratkowski, Zeke | 230 | 124 | 1,547 | 53.9 | 8 | 13 | 84t | | 63.1 | |
| 1962 | Bratkowski, Zeke | 219 | 110 | 1,541 | 50.2 | 9 | 16 | 80t | | 56.5 | |
| 1963 | Gabriel, Roman | 281 | 130 | 1,947 | 46.3 | 8 | 11 | 77t | 44/337 | 62.7 | |
| 1964 | Munson, Bill | 223 | 108 | 1,533 | 48.4 | 9 | 15 | 95t | 23/183 | 56.5 | |
| 1965 | Gabriel, Roman | 173 | 83 | 1,321 | 48.0 | 11 | 5 | 60t | 14/97 | 83.0 | |
| 1966 | Gabriel, Roman | 397 | 217 | 2,540 | 54.7 | 10 | 16 | 84t | 48/319 | 65.9 | |
| 1967 | Gabriel, Roman | 371 | 196 | 2,779 | 52.8 | 25 | 13 | 80t | 24/201 | 85.7 | |
| 1968 | Gabriel, Roman | 366 | 184 | 2,364 | 50.3 | 19 | 16 | 60t | 27/296 | 70.0 | |
| 1969 | Gabriel, Roman | 399 | 217 | 2,549 | 54.4 | 24 | 7 | 93t | 14/182 | 86.8 | |
| 1970 | Gabriel, Roman | 407 | 211 | 2,552 | 52.0 | 16 | 12 | 71 | 20/134 | 72.2 | |
| 1971 | Gabriel, Roman | 352 | 180 | 2,238 | 51.1 | 17 | 10 | 68 | 25/200 | 75.5 | |
| 1972 | Gabriel, Roman | 323 | 165 | 2,027 | 51.1 | 12 | 15 | 57 | 12/102 | 63.8 | |
| 1973 | Hadl, John | 258 | 135 | 2,008 | 52.3 | 22 | 11 | 69 | 17/126 | 88.8 | |
| 1974 | Harris, James | 198 | 106 | 1,544 | 53.5 | 11 | 6 | 50 | 12/101 | 85.3 | |
| 1975 | Harris, James | 285 | 157 | 2,148 | 55.1 | 14 | 15 | 54 | 21/180 | 73.8 | |
| 1976 | Harris, James | 158 | 91 | 1,460 | 57.6 | 8 | 6 | 80 | 14/151 | 89.8 | |
| 1977 | Haden, Pat | 216 | 122 | 1,551 | 56.5 | 11 | 6 | 58 | 17/151 | 84.4 | |
| 1978 | Haden, Pat | 444 | 229 | 2,995 | 51.6 | 13 | 19 | 68t | 32/216 | 65.0 | |
| 1979 | Haden, Pat | 290 | 163 | 1,854 | 56.2 | 11 | 14 | 50 | 21/178 | 68.2 | |
| 1980 | Ferragamo, Vince | 404 | 240 | 3,199 | 59.4 | 30 | 19 | 74t | 23/191 | 89.7 | |
| 1981 | Haden, Pat | 267 | 138 | 1,815 | 51.7 | 9 | 13 | 64 | 28/227 | 64.4 | |
| 1982 | Ferragamo, Vince | 209 | 118 | 1,609 | 56.5 | 9 | 9 | 85t | 7/65 | 77.7 | |
| 1983 | Ferragamo, Vince | 464 | 274 | 3,276 | 59.1 | 22 | 23 | 61t | 21/178 | 75.5 | |
| 1984 | Kemp, Jeff | 284 | 143 | 2,021 | 50.4 | 13 | 7 | 63t | 24/190 | 78.7 | |
| 1985 | Brock, Dieter | 365 | 218 | 2,658 | 59.7 | 16 | 13 | 64t | 51/351 | 81.8 | |
| 1986 | Everett, Jim | 147 | 73 | 1,018 | 49.7 | 8 | 8 | 60t | 8/50 | 67.8 | |
| 1987 | Everett, Jim | 302 | 162 | 2,064 | 53.6 | 10 | 13 | 81t | 17/139 | 68.4 | |
| 1988 | Everett, Jim | 517 | 308 | 3,964 | 59.6 | 31 | 18 | 69t | 28/197 | 89.2 | |
| 1989 | Everett, Jim | 518 | 304 | 4,310 | 58.7 | 29 | 17 | 78t | 29/214 | 90.6 | |
| 1990 | Everett, Jim | 554 | 307 | 3,989 | 55.4 | 23 | 17 | 55t | 30/198 | 79.3 | |
| 1991 | Everett, Jim | 490 | 277 | 3,438 | 56.5 | 11 | 20 | 78 | 30/200 | 68.9 | |
| 1992 | Everett, Jim | 475 | 281 | 3,323 | 59.2 | 22 | 18 | 67t | 26/204 | 80.1 | |
| 1993 | Everett, Jim | 274 | 135 | 1,652 | 49.3 | 8 | 12 | 60t | 18/125 | 59.7 | |
| 1994 | Miller, Chris | 317 | 173 | 2,104 | 54.6 | 16 | 14 | 54 | 28/193 | 73.6 | |
| 1995 | Miller, Chris | 405 | 232 | 2,623 | 57.3 | 18 | 15 | 72 | 31/244 | 76.2 | |
| 1996 | Banks, Tony | 368 | 192 | 2,544 | 52.2 | 15 | 15 | 77t | 48/306 | 71.0 | |
| 1997 | Banks, Tony | 487 | 252 | 3,254 | 51.7 | 14 | 13 | 76 | 43/317 | 71.5 | |
| 1998 | Banks, Tony | 408 | 241 | 2,535 | 59.1 | 7 | 14 | 80t | 41/237 | 68.6 | |
| 1999 | Warner, Kurt | 499 | 325 | 4,353 | 65.1 | 41 | 13 | 75t | 29/201 | 109.2 | |
| 2000 | Green, Trent | 240 | 145 | 2,063 | 60.4 | 16 | 5 | 64 | 24/145 | 101.8 | |
| 2001 | Warner, Kurt | 546 | 375 | 4,830 | 68.7 | 36 | 22 | 65t | 38/233 | 101.4 | |
| 2002 | Bulger, Marc | 214 | 138 | 1,826 | 64.5 | 14 | 6 | 58 | 12/102 | 101.5 | |
| 2003 | Bulger, Marc | 532 | 336 | 3,845 | 63.2 | 22 | 22 | 48 | 37/288 | 81.4 | |
| 2004 | Bulger, Marc | 485 | 321 | 3,964 | 66.2 | 21 | 14 | 56 | 41/302 | 93.7 | |
| 2005 | Bulger, Marc | 287 | 192 | 2,297 | 66.9 | 14 | 9 | 57t | 26/192 | 94.4 | |
| 2006 | Bulger, Marc | 588 | 370 | 4,301 | 63.0 | 24 | 8 | 67t | 49/366 | 92.9 | |



| Year | Player | Att. | Cmp. | Yards | Pct. | TD | Int. | Long | Sk/Yds | Rating |
|------|---------------|------|------|-------|------|----|------|------|--------|--------|
| 2007 | Bulger, Marc | 378 | 221 | 2,392 | 58.5 | 11 | 15 | 40 | 37/269 | 70.3 |
| 2008 | Bulger, Marc | 440 | 251 | 2,720 | 57.0 | 11 | 13 | 80t | 38/263 | 71.4 |
| 2009 | Bulger, Marc | 247 | 140 | 1,469 | 56.7 | 5 | 6 | 50 | 14/85 | 70.7 |
| 2010 | Bradford, Sam | 590 | 354 | 3,512 | 60.0 | 18 | 15 | 49 | 34/244 | 76.5 |
| 2011 | Bradford, Sam | 357 | 191 | 2,614 | 53.5 | 6 | 6 | 68 | 36/248 | 70.5 |
| 2012 | Bradford, Sam | 328 | 551 | 3,702 | 59.5 | 21 | 13 | 80t | 35/233 | 82.5 |
| 2013 | Bradford, Sam | 159 | 262 | 1,678 | 60.7 | 14 | 4 | 73 | 15/97 | 90.9 |
| 2014 | Davis, Austin | 180 | 284 | 2,001 | 63.4 | 12 | 9 | 59t | 29/179 | 85.1 |
| 2015 | Foles, Nick | 190 | 337 | 2,052 | 56.4 | 7 | 10 | 68 | 14/98 | 69.0 |
| 2016 | Keenum, Case | 196 | 322 | 2,201 | 60.9 | 9 | 11 | 65t | 23/140 | 76.4 |

RUSHING

| Year | Player | Att. | Yards | Avg. | Long | TD |
|------|------------------------|------|-------|------|------|----|
| 1937 | Drake, Johnny (Zero) | 98 | 333 | 3.4 | | 3 |
| 1938 | Davis, Corbett | 71 | 202 | 2.8 | | 3 |
| 1939 | Hall, Parker | 120 | 458 | 3.8 | | 2 |
| 1940 | Drake, Johnny (Zero) | 130 | 480 | 3.6 | | 9 |
| 1941 | Drake, Johnny (Zero) | 101 | 246 | 2.4 | 15 | 2 |
| 1942 | Magnani, Dante | 59 | 344 | 5.8 | 71 | 2 |
| 1943 | Suspended Play/W.W. II | | | | | |
| 1944 | West, Pat | 66 | 220 | 3.3 | 31 | 0 |
| 1945 | Gehrke, Fred | 74 | 467 | 6.3 | 72 | 7 |
| 1946 | Gehrke, Fred | 71 | 371 | 5.2 | 53 | 3 |
| 1947 | Washington, Kenny | 60 | 444 | 7.4 | 92t | 5 |
| 1948 | Hoerner, Dick | 76 | 354 | 4.7 | 23 | 4 |
| 1949 | Hoerner, Dick | 155 | 582 | 3.7 | 37 | 6 |
| 1950 | Davis, Glenn | 88 | 416 | 4.7 | 55 | 3 |
| 1951 | Towler, Dan | 126 | 854 | 6.8 | 79t | 6 |
| 1952 | Towler, Dan | 156 | 894 | 5.7 | 44t | 10 |
| 1953 | Towler, Dan | 152 | 879 | 5.8 | 73t | 7 |
| 1954 | Younger, Paul (Tank) | 91 | 610 | 6.7 | 75t | 8 |
| 1955 | Waller, Ron | 151 | 716 | 4.7 | 55t | 7 |
| 1956 | Waller, Ron | 83 | 543 | 6.5 | 46 | 1 |
| 1957 | Wilson, Tom | 127 | 616 | 4.9 | 46 | 3 |
| 1958 | Arnett, Jon | 133 | 683 | 5.1 | 57 | 6 |
| 1959 | Matson, Ollie | 161 | 863 | 5.4 | 50 | 6 |
| 1960 | Arnett, Jon | 104 | 436 | 4.2 | 31 | 2 |
| 1961 | Arnett, Jon | 158 | 609 | 3.9 | 26 | 4 |
| 1962 | Bass, Dick | 196 | 1,033 | 5.3 | 57 | 6 |
| 1963 | Bass, Dick | 143 | 577 | 3.6 | 51 | 5 |
| 1964 | Wilson, Ben | 159 | 553 | 3.5 | 27 | 5 |
| 1965 | Bass, Dick | 121 | 549 | 4.5 | 44t | 2 |
| 1966 | Bass, Dick | 248 | 1,090 | 4.4 | 50 | 8 |
| 1967 | Josephson, Les | 178 | 800 | 4.5 | 27 | 4 |
| 1968 | Ellison, Willie | 151 | 616 | 4.1 | 52t | 5 |
| 1969 | Smith, Larry | 166 | 599 | 3.6 | 46 | 1 |
| 1970 | Josephson, Les | 150 | 640 | 4.3 | 23 | 5 |
| 1971 | Ellison, Willie | 211 | 1,000 | 4.7 | 80t | 4 |
| 1972 | Ellison, Willie | 170 | 764 | 4.5 | 37 | 5 |
| 1973 | McCutcheon, Lawrence | 210 | 1,097 | 5.2 | 37 | 2 |
| 1974 | McCutcheon, Lawrence | 236 | 1,109 | 4.7 | 23 | 3 |
| 1975 | McCutcheon, Lawrence | 213 | 911 | 4.3 | 43 | 2 |
| 1976 | McCutcheon, Lawrence | 291 | 1,168 | 4.0 | 40 | 9 |
| 1977 | McCutcheon, Lawrence | 294 | 1,238 | 4.2 | 48 | 7 |
| 1978 | Bryant, Cullen | 178 | 658 | 3.7 | 26 | 7 |
| 1979 | Tyler, Wendell | 218 | 1,109 | 5.1 | 63t | 9 |
| 1980 | Bryant, Cullen | 183 | 807 | 4.4 | 20 | 3 |
| 1981 | Tyler, Wendell | 260 | 1,074 | 4.1 | 69t | 12 |
| 1982 | Tyler, Wendell | 137 | 564 | 4.1 | 54 | 9 |
| 1983 | Dickerson, Eric | 390 | 1,808 | 4.6 | 85t | 18 |
| 1984 | Dickerson, Eric | 379 | 2,105 | 5.6 | 66 | 14 |
| 1985 | Dickerson, Eric | 292 | 1,234 | 4.2 | 43 | 12 |
| 1986 | Dickerson, Eric | 404 | 1,821 | 4.5 | 42t | 11 |
| 1987 | White, Charles | 324 | 1,374 | 4.2 | 58 | 11 |
| 1988 | Bell, Greg | 288 | 1,212 | 4.2 | 44 | 16 |
| 1989 | Bell, Greg | 272 | 1,137 | 4.2 | 47 | 15 |
| 1990 | Gary, Cleveland | 204 | 808 | 4.0 | 48 | 14 |
| 1991 | Delpino, Robert | 214 | 688 | 3.2 | 36 | 9 |
| 1992 | Gary, Cleveland | 279 | 1,125 | 4.0 | 63 | 7 |
| 1993 | Bettis, Jerome | 294 | 1,429 | 4.9 | 71t | 7 |
| 1994 | Bettis, Jerome | 319 | 1,025 | 3.2 | 19 | 3 |
| 1995 | Bettis, Jerome | 183 | 637 | 3.5 | 41 | 3 |
| 1996 | Phillips, Lawrence | 193 | 632 | 3.3 | 38 | 4 |
| 1997 | Phillips, Lawrence | 183 | 633 | 3.5 | 28 | 8 |
| 1998 | Henley, June | 88 | 313 | 3.6 | 22 | 3 |
| 1999 | Faulk, Marshall | 253 | 1,381 | 5.5 | 58 | 7 |
| 2000 | Faulk, Marshall | 253 | 1,359 | 5.4 | 36 | 18 |
| 2001 | Faulk, Marshall | 260 | 1,382 | 5.3 | 71t | 12 |



| Year | Player | Att. | Yards | Avg. | Long | TD |
|-------------|--------------------------|------------|--------------|------------|------------|-----------|
| 2002 | Faulk, Marshall..... | 212 | 953 | 4.5 | 44 | 8 |
| 2003 | Faulk, Marshall..... | 209 | 818 | 3.9 | 52 | 10 |
| 2004 | Faulk, Marshall..... | 195 | 774 | 4.0 | 40 | 3 |
| 2005 | Jackson, Steven..... | 254 | 1,046 | 4.1 | 51 | 8 |
| 2006 | Jackson, Steven..... | 346 | 1,528 | 4.4 | 59t | 13 |
| 2007 | Jackson, Steven..... | 237 | 1,002 | 4.2 | 54 | 5 |
| 2008 | Jackson, Steven..... | 253 | 1,042 | 4.1 | 56t | 7 |
| 2009 | Jackson, Steven..... | 324 | 1,416 | 4.4 | 58 | 4 |
| 2010 | Jackson, Steven..... | 330 | 1,241 | 3.8 | 42t | 6 |
| 2011 | Jackson, Steven..... | 260 | 1,145 | 4.4 | 47t | 5 |
| 2012 | Jackson, Steven..... | 257 | 1,042 | 4.1 | 46 | 4 |
| 2013 | Stacy, Zac..... | 250 | 973 | 3.9 | 40t | 7 |
| 2014 | Mason, Tre..... | 179 | 765 | 4.3 | 89t | 4 |
| 2015 | Gurley, Todd..... | 229 | 1,106 | 4.8 | 71t | 10 |
| 2016 | Gurley, Todd..... | 278 | 885 | 3.2 | 24t | 6 |

RECEIVING

| Year | Player | No. | Yards | Avg. | Long | TD |
|------|--------------------------------|-----|-------|------|------|----|
| 1937 | Busich, Sam | 13 | 136 | 10.5 | | 0 |
| 1938 | Benton, Jim | 21 | 418 | 19.9 | | 5 |
| 1939 | Spadacinni, Vic | 32 | 292 | 9.1 | | 1 |
| 1940 | Benton, Jim | 22 | 351 | 16.0 | | 3 |
| 1941 | Hickey, Howard (Red) | 21 | 294 | 14.0 | 39 | 4 |
| 1942 | Magnani, Dante..... | 24 | 276 | 11.5 | 67 | 4 |
| 1943 | Suspended Play/W.W. II | | | | | |
| 1944 | Benton, Jim | 39 | 505 | 12.9 | 36 | 6 |
| 1945 | Benton, Jim | 45 | 1,067 | 23.7 | 84 | 8 |
| 1946 | Benton, Jim | 63 | 993 | 15.8 | 57 | 6 |
| 1947 | Benton, Jim | 35 | 511 | 14.6 | 43 | 6 |
| 1948 | Fears, Tom..... | 51 | 698 | 13.7 | 80 | 4 |
| 1949 | Fears, Tom..... | 77 | 1,013 | 13.2 | 51t | 9 |
| 1950 | Fears, Tom..... | 84 | 1,116 | 13.3 | 53 | 7 |
| 1951 | Hirsch, Elroy | 66 | 1,495 | 22.7 | 91 | 17 |
| 1952 | Fears, Tom..... | 48 | 600 | 12.5 | 36 | 6 |
| 1953 | Hirsch, Elroy | 61 | 941 | 15.4 | 70 | 4 |
| 1954 | Boyd, Bob | 53 | 1,212 | 22.9 | 80 | 6 |
| 1955 | Fears, Tom..... | 44 | 569 | 12.9 | 31 | 2 |
| 1956 | Clarke, Leon | 36 | 650 | 18.1 | 60 | 4 |
| 1957 | Hirsch, Elroy | 32 | 477 | 14.9 | 45 | 6 |
| 1958 | Shofner, Del | 51 | 1,097 | 21.5 | 92 | 8 |
| 1959 | Shofner, Del | 47 | 936 | 19.9 | 72 | 7 |
| 1960 | Phillips, Jim | 52 | 883 | 17.0 | 61t | 8 |
| 1961 | Phillips, Jim | 78 | 1,092 | 14.0 | 69t | 5 |
| 1962 | Phillips, Jim | 60 | 875 | 14.6 | 65t | 5 |
| 1963 | Phillips, Jim | 54 | 793 | 14.7 | 52 | 1 |
| 1964 | McKeever, Marlin (TE) | 41 | 582 | 14.2 | 46 | 1 |
| 1965 | McDonald, Tom | 67 | 1,036 | 15.5 | 51 | 9 |
| 1966 | Moore, Tom (RB)..... | 60 | 433 | 7.2 | 30t | 3 |
| 1967 | Casey, Bernie | 53 | 871 | 16.4 | 57t | 8 |
| 1968 | Truax, Billy (TE)..... | 35 | 417 | 11.9 | 22 | 3 |
| 1969 | Snow, Jack | 49 | 734 | 15.0 | 74t | 6 |
| 1970 | Snow, Jack..... | 51 | 859 | 16.8 | 71 | 7 |
| 1971 | Rentzel, Lance | 38 | 534 | 14.1 | 41 | 5 |
| 1972 | Snow, Jack..... | 30 | 590 | 19.7 | 57 | 4 |
| 1973 | Jackson, Harold | 40 | 874 | 21.9 | 69 | 13 |
| 1974 | McCutcheon, Lawrence (RB)..... | 39 | 408 | 10.5 | 50 | 2 |
| 1975 | Jackson, Harold | 43 | 786 | 18.3 | 54 | 7 |
| 1976 | Jackson, Harold | 39 | 751 | 19.3 | 65 | 5 |
| 1977 | Jackson, Harold | 48 | 666 | 13.9 | 58 | 6 |
| 1978 | Miller, Willie | 50 | 767 | 15.3 | 52 | 5 |
| 1979 | Dennard, Preston | 43 | 766 | 17.8 | 50 | 4 |
| 1980 | Bryant, Cullen (RB)..... | 53 | 386 | 7.3 | 25 | 3 |
| 1981 | Dennard, Preston | 49 | 821 | 16.8 | 64 | 4 |
| 1982 | Tyler, Wendell (RB)..... | 38 | 375 | 9.9 | 40 | 4 |
| 1983 | Barber, Mike (TE)..... | 55 | 657 | 11.9 | 42t | 3 |
| 1984 | Ellard, Henry | 34 | 622 | 18.3 | 63t | 6 |
| 1985 | Ellard, Henry | 54 | 811 | 15.0 | 64t | 5 |
| 1986 | Ellard, Henry | 34 | 447 | 13.1 | 34 | 4 |
| 1987 | Ellard, Henry | 51 | 799 | 15.7 | 81t | 3 |
| 1988 | Ellard, Henry | 86 | 1,414 | 16.4 | 68 | 10 |
| 1989 | Ellard, Henry | 70 | 1,382 | 19.7 | 53 | 8 |
| 1990 | Ellard, Henry | 76 | 1,294 | 17.0 | 50t | 4 |
| 1991 | Ellard, Henry | 64 | 1,052 | 16.4 | 38 | 3 |
| 1992 | Gary, Cleveland (RB)..... | 52 | 293 | 5.6 | 22 | 3 |
| 1993 | Ellard, Henry | 61 | 945 | 15.5 | 54 | 2 |
| 1994 | Bailey, Johnny (RB)..... | 58 | 516 | 8.9 | 28 | 7 |
| 1995 | Bruce, Isaac..... | 119 | 1,781 | 15.0 | 72 | 13 |
| 1996 | Bruce, Isaac..... | 84 | 1,338 | 15.9 | 70 | 7 |



| Year | Player | No. | Yards | Avg. | Long | TD |
|-------------|----------------------|-----------|------------|------------|------------|----------|
| 1997 | Lee, Amp (RB) | 61 | 825 | 13.5 | 62 | 3 |
| 1998 | Lee, Amp (RB) | 64 | 667 | 10.4 | 44 | 2 |
| 1999 | Faulk, Marshall (RB) | 87 | 1,048 | 12.0 | 57t | 5 |
| 2000 | Bruce, Isaac | 87 | 1,471 | 16.9 | 78t | 9 |
| 2001 | Faulk, Marshall (RB) | 83 | 765 | 9.2 | 65t | 9 |
| 2002 | Holt, Torry | 91 | 1,302 | 14.3 | 58 | 4 |
| 2003 | Holt, Torry | 117 | 1,696 | 14.5 | 48 | 12 |
| 2004 | Holt, Torry | 94 | 1,372 | 14.6 | 75t | 10 |
| 2005 | Holt, Torry | 102 | 1,331 | 13.0 | 44 | 9 |
| 2006 | Holt, Torry | 93 | 1,188 | 12.8 | 67t | 10 |
| 2007 | Holt, Torry | 93 | 1,189 | 12.8 | 40 | 7 |
| 2008 | Holt, Torry | 64 | 796 | 12.4 | 45t | 3 |
| 2009 | Avery, Donnie | 47 | 589 | 12.5 | 50 | 5 |
| 2010 | Amendola, Danny | 85 | 689 | 8.1 | 36 | 3 |
| 2011 | Lloyd, Brandon | 51 | 683 | 13.4 | 37 | 5 |
| 2012 | Givens, Chris | 42 | 698 | 16.6 | 65 | 3 |
| 2013 | Cook, Jared (TE) | 51 | 671 | 13.2 | 47 | 5 |
| 2014 | Cook, Jared (TE) | 52 | 634 | 12.2 | 59t | 3 |
| 2015 | Austin, Tavon | 52 | 473 | 9.1 | 66t | 5 |
| 2016 | Britt, Kenny | 68 | 1,002 | 14.7 | 66 | 5 |

PUNTING

| Year | Player | No. | Yards | Avg. | TB | In 20 | Long | Blocks |
|------|------------------------|-----|-------|------|----|-------|------|--------|
| 1939 | Hall, Parker | 58 | | 41.0 | | | 80 | |
| 1940 | Hall, Parker | 57 | | 43.0 | | | 75 | |
| 1941 | Hall, Parker | 49 | | 40.1 | | | 67 | |
| 1942 | Jacobs, Jack | 33 | | 42.3 | | | 66 | |
| 1943 | Suspended Play/W.W. II | | | | | | | |
| 1944 | Reisz, Albie | 25 | | 40.1 | | | 66 | 0 |
| 1945 | Waterfield, Bob | 39 | | 40.7 | | | 68 | 0 |
| 1946 | Waterfield, Bob | 39 | 1,743 | 44.6 | | | 65 | 0 |
| 1947 | Waterfield, Bob | 59 | 2,500 | 42.4 | | | 86 | 1 |
| 1948 | Waterfield, Bob | 43 | 1,833 | 42.6 | | | 88 | 0 |
| 1949 | Waterfield, Bob | 49 | 2,177 | 44.4 | | | 61 | 1 |
| 1950 | Waterfield, Bob | 52 | 2,087 | 40.1 | | | 61 | 2 |
| 1951 | Van Brocklin, Norm | 48 | 1,992 | 41.5 | | | 62 | 1 |
| 1952 | Van Brocklin, Norm | 29 | 1,250 | 43.1 | | | 66 | 0 |
| 1953 | Van Brocklin, Norm | 60 | 2,529 | 42.2 | | | 57 | 0 |
| 1954 | Van Brocklin, Norm | 44 | 1,874 | 42.6 | | | 61 | 0 |
| 1955 | Van Brocklin, Norm | 60 | 2,676 | 44.6 | | | 61 | 0 |
| 1956 | Van Brocklin, Norm | 48 | 2,070 | 43.1 | | | 72 | 0 |
| 1957 | Van Brocklin, Norm | 54 | 2,392 | 44.3 | | | 71 | 0 |
| 1958 | Shofner, Del | 49 | 2,018 | 41.2 | | | 62 | 0 |
| 1959 | Shofner, Del | 48 | 2,004 | 41.8 | | | 66 | 1 |
| 1960 | Shofner, Del | 54 | 2,301 | 42.6 | | | 63 | 1 |
| 1961 | Villanueva, Danny | 46 | 1,845 | 40.1 | 1 | | 53 | 0 |
| 1962 | Villanueva, Danny | 87 | 3,960 | 45.5 | 7 | | 65 | 1 |
| 1963 | Villanueva, Danny | 81 | 3,678 | 45.4 | 0 | | 68 | 0 |
| 1964 | Villanueva, Danny | 82 | 3,616 | 44.1 | 5 | | 58 | 0 |
| 1965 | Lothridge, Billy | 42 | 1,619 | 38.5 | 3 | | 55 | 1 |
| 1966 | Kilgore, Jon | 71 | 3,037 | 42.8 | 4 | | 58 | 0 |
| 1967 | Kilgore, Jon | 68 | 2,872 | 42.2 | 6 | | 68 | 2 |
| 1968 | Studstill, Pat | 81 | 3,207 | 39.6 | 4 | | 58 | 0 |
| 1969 | Studstill, Pat | 80 | 3,259 | 40.7 | 9 | | 60 | 0 |
| 1970 | Studstill, Pat | 67 | 2,618 | 39.1 | 6 | | 53 | 0 |
| 1971 | Studstill, Pat | 70 | 2,896 | 41.4 | 6 | | 60 | 0 |
| 1972 | Chapple, Dave | 53 | 2,344 | 44.2 | 3 | | 70 | 0 |
| 1973 | Chapple, Dave | 51 | 2,079 | 40.8 | 6 | | 65 | 1 |
| 1974 | Burke, Mike | 46 | 1,701 | 37.0 | 4 | | 51 | 0 |
| 1975 | Carrell, Duane | 73 | 2,874 | 39.4 | 9 | | 57 | 0 |
| 1976 | Jackson, Rusty | 77 | 3,006 | 39.0 | 6 | 16 | 61 | 0 |
| 1977 | Walker, Glen | 73 | 2,568 | 35.2 | 8 | 11 | 56 | 0 |
| 1978 | Walker, Glen | 83 | 3,069 | 37.0 | 5 | 26 | 61 | 2 |
| 1979 | Clark, Ken | 93 | 3,731 | 40.1 | 7 | 17 | 60 | 2 |
| 1980 | Corral, Frank | 76 | 3,004 | 39.5 | 5 | 15 | 65 | 1 |
| 1981 | Corral, Frank | 89 | 3,735 | 42.0 | 3 | 19 | 67 | 0 |
| 1982 | Misko, John | 45 | 1,961 | 43.6 | 2 | 10 | 59 | 1 |
| 1983 | Misko, John | 82 | 3,301 | 40.3 | 12 | 18 | 67 | 0 |
| 1984 | Misko, John | 74 | 2,866 | 38.7 | 9 | 21 | 58 | 0 |
| 1985 | Hatcher, Dale | 87 | 3,761 | 43.2 | 6 | 32 | 67 | 1 |
| 1986 | Hatcher, Dale | 97 | 3,740 | 38.6 | 5 | 26 | 57 | 0 |
| 1987 | Hatcher, Dale | 76 | 3,140 | 41.3 | 4 | 19 | 62 | 0 |
| 1988 | Hatcher, Dale | 36 | 1,424 | 39.6 | 1 | 13 | 54 | 0 |
| 1989 | Hatcher, Dale | 73 | 2,834 | 38.8 | 7 | 15 | 54 | 1 |
| 1990 | English, Keith | 68 | 2,663 | 39.2 | 2 | 8 | 58 | 1 |
| 1991 | Hatcher, Dale | 63 | 2,403 | 38.1 | 5 | 16 | 52 | 0 |



| Year | Player | No. | Yards | Avg. | TB | In 20 | Long | Blocks |
|-------------|-----------------------|-----------|--------------|-------------|----------|-----------|-----------|----------|
| 1992 | Bracken, Don | 76 | 3,122 | 41.1 | 4 | 20 | 59 | 0 |
| 1993 | Landeta, Sean | 42 | 1,825 | 43.5 | 7 | 7 | 66 | 0 |
| 1994 | Landeta, Sean | 78 | 3,494 | 44.8 | 9 | 23 | 62 | 0 |
| 1995 | Landeta, Sean | 83 | 3,679 | 44.3 | 12 | 23 | 63 | 0 |
| 1996 | Landeta, Sean | 78 | 3,491 | 44.8 | 9 | 23 | 70 | 0 |
| 1997 | Horan, Mike | 53 | 2,272 | 42.9 | 4 | 10 | 60 | 0 |
| 1998 | Tuten, Rick | 95 | 4,202 | 44.2 | 10 | 16 | 64 | 0 |
| 1999 | Tuten, Rick | 32 | 1,359 | 42.5 | 7 | 9 | 70 | 0 |
| 2000 | Baker, John | 43 | 1,736 | 40.4 | 5 | 13 | 59 | 1 |
| 2001 | Baker, John | 43 | 1,809 | 42.1 | 7 | 9 | 58 | 0 |
| 2002 | Berger, Mitch | 72 | 3,020 | 41.9 | 10 | 26 | 64 | 0 |
| 2003 | Landeta, Sean | 59 | 2,525 | 42.8 | 5 | 14 | 57 | 0 |
| 2004 | Landeta, Sean | 40 | 1,733 | 43.3 | 3 | 9 | 63 | 0 |
| 2005 | Barker, Bryan | 50 | 2,137 | 42.7 | 4 | 13 | 63 | 0 |
| 2006 | Turk, Matt | 69 | 3,132 | 45.4 | 7 | 26 | 74 | 1 |
| 2007 | Jones, Donnie | 78 | 3,684 | 47.2 | 9 | 18 | 80 | 0 |
| 2008 | Jones, Donnie | 82 | 4,100 | 50.0 | 7 | 20 | 68 | 0 |
| 2009 | Jones, Donnie | 90 | 4,212 | 46.8 | 10 | 34 | 63 | 0 |
| 2010 | Jones, Donnie | 94 | 4,276 | 45.5 | 4 | 20 | 63 | 0 |
| 2011 | Jones, Donnie | 105 | 4,652 | 44.3 | 9 | 29 | 65 | 1 |
| 2012 | Hekker, Johnny | 82 | 3,756 | 45.8 | 4 | 22 | 68 | 0 |
| 2013 | Hekker, Johnny | 78 | 3,609 | 46.3 | 4 | 19 | 64 | 0 |
| 2014 | Hekker, Johnny | 80 | 3,721 | 46.5 | 5 | 33 | 61 | 1 |
| 2015 | Hekker, Johnny | 96 | 4,601 | 47.8 | 5 | 41 | 68 | 0 |
| 2016 | Hekker, Johnny | 98 | 4,680 | 47.6 | 1 | 51 | 78 | 0 |

FIELD GOALS

| Year | Player | Att. | Made | Pct. | Long |
|------|------------------------|------|------|-------|------|
| 1937 | Snyder, Bob | 1 | 1 | 1.000 | 30 |
| 1938 | Peterson, Nelson | 2 | 2 | 1.000 | 18 |
| 1939 | Davis, Corby | 2 | 1 | .500 | 27 |
| 1940 | Adams, Chet | 5 | 1 | .200 | 29 |
| 1941 | Adams, Chet | 2 | 1 | .500 | 40 |
| 1942 | Adams, Chet | 6 | 3 | .500 | 46 |
| 1943 | Suspended Play/W.W. II | | | | |
| 1944 | Zontini, Louis | 6 | 3 | .500 | 39 |
| 1945 | Waterfield, Bob | 3 | 1 | .333 | 28 |
| 1946 | Waterfield, Bob | 11 | 6 | .545 | 37 |
| 1947 | Waterfield, Bob | 16 | 7 | .437 | 45 |
| 1948 | Waterfield, Bob | 11 | 6 | .545 | 47 |
| 1949 | Waterfield, Bob | 17 | 9 | .529 | 42 |
| 1950 | Waterfield, Bob | 14 | 7 | .500 | 46 |
| 1951 | Waterfield, Bob | 23 | 13 | .565 | 47 |
| 1952 | Waterfield, Bob | 19 | 11 | .579 | 45 |
| 1953 | Agajanian, Ben | 23 | 10 | .434 | 47 |
| 1954 | Agajanian, Ben | 25 | 13 | .520 | 41 |
| 1955 | Richter, Les | 15 | 10 | .667 | 41 |
| 1956 | Richter, Les | 15 | 8 | .533 | 32 |
| 1957 | Cothren, Paige | 19 | 11 | .579 | 44 |
| 1958 | Cothren, Paige | 25 | 14 | .560 | 43 |
| 1959 | Michaels, Lou | 17 | 8 | .470 | 40 |
| 1960 | Villanueva, Danny | 19 | 12 | .631 | 36 |
| 1961 | Villanueva, Danny | 27 | 13 | .481 | 38 |
| 1962 | Villanueva, Danny | 20 | 10 | .500 | 51 |
| 1963 | Villanueva, Danny | 17 | 9 | .529 | 47 |
| 1964 | Gossett, Bruce | 24 | 18 | .750 | 44 |
| 1965 | Gossett, Bruce | 26 | 15 | .577 | 49 |
| 1966 | Gossett, Bruce | 49 | 28 | .571 | 48 |
| 1967 | Gossett, Bruce | 43 | 20 | .465 | 47 |
| 1968 | Gossett, Bruce | 31 | 17 | .548 | 37 |
| 1969 | Gossett, Bruce | 34 | 22 | .647 | 44 |
| 1970 | Ray, David | 29 | 45 | .644 | 46 |
| 1971 | Ray, David | 29 | 18 | .620 | 49 |
| 1972 | Ray, David | 41 | 24 | .585 | 45 |
| 1973 | Ray, David | 47 | 30 | .638 | 49 |
| 1974 | Ray, David | 31 | 25 | .806 | 48 |
| 1975 | Dempsey, Tom | 26 | 21 | .808 | 51 |
| 1976 | Dempsey, Tom | 26 | 17 | .654 | 49 |
| 1977 | Septien, Rafael | 30 | 18 | .600 | 45 |
| 1978 | Corral, Frank | 43 | 29 | .674 | 48 |
| 1979 | Corral, Frank | 25 | 13 | .520 | 49 |
| 1980 | Corral, Frank | 30 | 16 | .533 | 47 |
| 1981 | Corral, Frank | 26 | 17 | .654 | 44 |
| 1982 | Lansford, Mike | 15 | 9 | .600 | 39 |
| 1983 | Nelson, Chuck | 11 | 5 | .455 | 41 |
| 1984 | Lansford, Mike | 33 | 25 | .758 | 50 |



| Year | Player | Att. | Made | Pct. | Long |
|-------------|-----------------------|-----------|-----------|-------------|-----------|
| 1985 | Lansford, Mike | 29 | 22 | .759 | 52 |
| 1986 | Lansford, Mike | 24 | 17 | .708 | 50 |
| 1987 | Lansford, Mike | 21 | 17 | .810 | 48 |
| 1988 | Lansford, Mike | 32 | 24 | .750 | 49 |
| 1989 | Lansford, Mike | 30 | 23 | .767 | 48 |
| 1990 | Lansford, Mike | 24 | 15 | .625 | 46 |
| 1991 | Zendejas, Tony | 17 | 17 | 1.000 | 50 |
| 1992 | Zendejas, Tony | 20 | 15 | .750 | 49 |
| 1993 | Zendejas, Tony | 23 | 16 | .696 | 54 |
| 1994 | Zendejas, Tony | 23 | 18 | .783 | 47 |
| 1995 | Biasucci, Dean | 12 | 9 | .750 | 51 |
| 1996 | Lohmiller, Chip | 25 | 21 | .840 | 50 |
| 1997 | Wilkins, Jeff | 37 | 25 | .675 | 52 |
| 1998 | Wilkins, Jeff | 26 | 20 | .769 | 57 |
| 1999 | Wilkins, Jeff | 28 | 20 | .714 | 51 |
| 2000 | Wilkins, Jeff | 17 | 17 | 1.000 | 51 |
| 2001 | Wilkins, Jeff | 29 | 23 | .793 | 54 |
| 2002 | Wilkins, Jeff | 25 | 19 | .760 | 47 |
| 2003 | Wilkins, Jeff | 42 | 39 | .929 | 53 |
| 2004 | Wilkins, Jeff | 24 | 19 | .792 | 53 |
| 2005 | Wilkins, Jeff | 31 | 27 | .871 | 53 |
| 2006 | Wilkins, Jeff | 37 | 32 | .864 | 53 |
| 2007 | Wilkins, Jeff | 32 | 24 | .750 | 53 |
| 2008 | Brown, Josh | 36 | 31 | .861 | 54 |
| 2009 | Brown, Josh | 24 | 19 | .792 | 54 |
| 2010 | Brown, Josh | 39 | 33 | .846 | 53 |
| 2011 | Brown, Josh | 28 | 21 | .750 | 49 |
| 2012 | Zuerlein, Greg | 31 | 23 | .741 | 60 |
| 2013 | Zuerlein, Greg | 28 | 26 | .929 | 50 |
| 2014 | Zuerlein, Greg | 30 | 24 | .800 | 56 |
| 2015 | Zuerlein, Greg | 30 | 20 | .667 | 61 |
| 2016 | Zuerlein, Greg | 22 | 19 | .864 | 54 |

SCORING

| Year | Player | TDR | TDP | TDRT | PAT | FG | TP |
|------|------------------------|-----|-----|------|-------|-------|-----|
| 1937 | Drake, Johnny (Zero) | 3 | 2 | 0 | 0-0 | 0-0 | 30 |
| 1938 | Benton, Jim | 1 | 5 | 0 | 0-0 | 0-0 | 36 |
| 1939 | Drake, Johnny (Zero) | 9 | 0 | 0 | 0-0 | 0-0 | 54 |
| 1940 | Drake, Johnny (Zero) | 9 | 0 | 0 | 2-2 | 0-0 | 56 |
| 1941 | Hickey, Howard (Red) | 0 | 4 | 0 | 0-0 | 0-0 | 24 |
| 1942 | Magnani, Dante | 2 | 3 | 0 | 0-0 | 0-0 | 30 |
| 1943 | Suspended Play/W.W. II | | | | | | |
| 1944 | Zontini, Lou | 3 | 1 | 0 | 14-16 | 3-6 | 47 |
| 1945 | Waterfield, Bob | 5 | 0 | 0 | 31-34 | 1-3 | 64 |
| 1946 | Waterfield, Bob | 1 | 0 | 0 | 37-37 | 6-11 | 61 |
| 1947 | Waterfield, Bob | 1 | 0 | 0 | 27-30 | 7-16 | 54 |
| 1948 | Waterfield, Bob | 0 | 0 | 0 | 38-44 | 6-11 | 56 |
| 1949 | Waterfield, Bob | 1 | 0 | 0 | 43-46 | 9-17 | 77 |
| 1950 | Waterfield, Bob | 1 | 0 | 0 | 54-58 | 7-14 | 91 |
| 1951 | Hirsch, Elroy (WR-RB) | 0 | 17 | 0 | 0-0 | 0-0 | 102 |
| 1952 | Waterfield, Bob | 1 | 0 | 0 | 44-45 | 11-19 | 83 |
| 1953 | Agajanian, Ben | 0 | 0 | 0 | 36-37 | 10-23 | 66 |
| 1954 | Towler, Dan (RB) | 11 | 0 | 0 | 0-0 | 0-0 | 66 |
| 1955 | Richter, Les | 0 | 0 | 0 | 30-31 | 13-22 | 69 |
| 1956 | Richter, Les | 0 | 0 | 0 | 36-38 | 8-15 | 60 |
| 1957 | Cothren, Paige | 0 | 0 | 0 | 38-39 | 11-19 | 71 |
| 1958 | Cothren, Paige | 0 | 0 | 0 | 42-43 | 14-25 | 84 |
| 1959 | Shofner, Del (WR) | 0 | 7 | 0 | 0-0 | 0-0 | 42 |
| 1960 | Villanueva, Danny | 0 | 0 | 0 | 28-28 | 12-19 | 64 |
| 1961 | Villanueva, Danny | 0 | 0 | 0 | 32-32 | 13-27 | 71 |
| 1962 | Villanueva, Danny | 0 | 0 | 0 | 26-27 | 10-20 | 56 |
| 1963 | Villanueva, Danny | 0 | 0 | 0 | 25-26 | 9-17 | 52 |
| 1964 | Gossett, Bruce | 0 | 0 | 0 | 31-32 | 18-24 | 85 |
| 1965 | Gossett, Bruce | 0 | 0 | 0 | 30-32 | 15-26 | 75 |
| 1966 | Gossett, Bruce | 0 | 0 | 0 | 29-29 | 28-49 | 113 |
| 1967 | Gossett, Bruce | 0 | 0 | 0 | 48-48 | 20-43 | 108 |
| 1968 | Gossett, Bruce | 0 | 0 | 0 | 37-37 | 17-31 | 88 |
| 1969 | Gossett, Bruce | 0 | 0 | 0 | 36-36 | 22-34 | 102 |
| 1970 | Ray, David | 0 | 0 | 0 | 34-34 | 29-45 | 121 |
| 1971 | Ray, David | 0 | 0 | 0 | 37-37 | 18-29 | 91 |
| 1972 | Ray, David | 0 | 0 | 0 | 31-31 | 24-41 | 103 |
| 1973 | Ray, David | 0 | 0 | 0 | 40-42 | 30-47 | 130 |
| 1974 | Ray, David | 0 | 0 | 0 | 25-31 | 9-16 | 52 |
| 1975 | Dempsey, Tom | 0 | 0 | 0 | 31-36 | 21-26 | 94 |
| 1976 | Dempsey, Tom | 0 | 0 | 0 | 36-44 | 17-26 | 87 |
| 1977 | Septien, Rafael | 0 | 0 | 0 | 32-35 | 18-30 | 86 |
| 1978 | Corral, Frank | 0 | 0 | 0 | 31-33 | 29-43 | 118 |



| Year | Player | TDR | TDP | TDRT | PAT | FG | TP |
|------|----------------------|-----|-----|------|-------|-------|-----|
| 1979 | Corral, Frank | 0 | 0 | 0 | 36-39 | 13-25 | 75 |
| 1980 | Corral, Frank | 0 | 0 | 0 | 51-52 | 16-30 | 99 |
| 1981 | Tyler, Wendell (RB) | 12 | 5 | 0 | 0-0 | 0-0 | 102 |
| 1982 | Tyler, Wendell (RB) | 9 | 4 | 0 | 0-0 | 0-0 | 78 |
| 1983 | Dickerson, Eric (RB) | 18 | 2 | 0 | 0-0 | 0-0 | 120 |
| 1984 | Lansford, Mike | 0 | 0 | 0 | 37-38 | 25-33 | 112 |
| 1985 | Lansford, Mike | 0 | 0 | 0 | 38-39 | 22-29 | 104 |
| 1986 | Lansford, Mike | 0 | 0 | 0 | 34-35 | 17-24 | 85 |
| 1987 | Lansford, Mike | 0 | 0 | 0 | 36-38 | 17-21 | 87 |
| 1988 | Lansford, Mike | 0 | 0 | 0 | 45-48 | 24-32 | 117 |
| 1989 | Lansford, Mike | 0 | 0 | 0 | 51-51 | 23-30 | 120 |
| 1990 | Gary, Cleveland (RB) | 14 | 1 | 0 | 0-0 | 0-0 | 90 |
| 1991 | Zendejas, Tony | 0 | 0 | 0 | 25-26 | 17-17 | 76 |
| 1992 | Zendejas, Tony | 0 | 0 | 0 | 38-38 | 15-20 | 83 |
| 1993 | Zendejas, Tony | 0 | 0 | 0 | 23-25 | 16-23 | 71 |
| 1994 | Zendejas, Tony | 0 | 0 | 0 | 28-28 | 18-23 | 82 |
| 1995 | Bruce, Isaac (WR) | 0 | 13 | 0 | 1* | 0-0 | 80 |
| 1996 | Lohmiller, Chip | 0 | 0 | 0 | 28-29 | 21-25 | 91 |
| 1997 | Wilkins, Jeff | 0 | 0 | 0 | 32-32 | 25-37 | 107 |
| 1998 | Wilkins, Jeff | 0 | 0 | 0 | 25-26 | 20-26 | 85 |
| 1999 | Wilkins, Jeff | 0 | 0 | 0 | 64-64 | 20-28 | 124 |
| 2000 | Faulk, Marshall (RB) | 26 | 0 | 0 | 2* | 0-0 | 160 |
| 2001 | Faulk, Marshall (RB) | 21 | 0 | 0 | 1* | 0-0 | 128 |
| 2002 | Wilkins, Jeff | 0 | 0 | 0 | 37-37 | 19-25 | 94 |
| 2003 | Wilkins, Jeff | 0 | 0 | 0 | 46-46 | 39-42 | 163 |
| 2004 | Wilkins, Jeff | 0 | 0 | 0 | 32-32 | 19-24 | 89 |
| 2005 | Wilkins, Jeff | 0 | 0 | 0 | 36-36 | 27-31 | 117 |
| 2006 | Wilkins, Jeff | 0 | 0 | 0 | 36-36 | 32-37 | 131 |
| 2007 | Wilkins, Jeff | 0 | 0 | 0 | 25-25 | 24-32 | 97 |
| 2008 | Brown, Josh | 0 | 0 | 0 | 19-19 | 31-36 | 112 |
| 2009 | Brown, Josh | 0 | 0 | 0 | 16-16 | 19-24 | 73 |
| 2010 | Brown, Josh | 0 | 0 | 0 | 26-27 | 33-39 | 125 |
| 2011 | Brown, Josh | 0 | 0 | 0 | 18-18 | 21-28 | 81 |
| 2012 | Zuerlein, Greg | 0 | 0 | 0 | 26-26 | 23-31 | 95 |
| 2013 | Zuerlein, Greg | 0 | 0 | 0 | 34-34 | 26-28 | 112 |
| 2014 | Zuerlein, Greg | 0 | 0 | 0 | 34-35 | 24-30 | 106 |
| 2015 | Zuerlein, Greg | 0 | 0 | 0 | 26-28 | 20-30 | 86 |
| 2016 | Zuerlein, Greg | 0 | 0 | 0 | 23-23 | 19-22 | 80 |

*2-point Conversion

KICKOFF RETURNS

| Year | Player | No. | Yards | Avg. | Long | TD |
|------|---------------------------|-----|-------|------|------|----|
| 1942 | Magnani, Dante | 11 | 250 | 22.7 | 37 | 0 |
| 1943 | Suspended Play/W.W. II | | | | | |
| 1944 | Reisz, Al | 12 | 285 | 23.7 | 44 | 0 |
| 1945 | Gehrke, Fred | 9 | 173 | 19.2 | 30 | 0 |
| 1946 | Gehrke, Fred | 8 | 186 | 23.2 | 28 | 0 |
| 1947 | Harmon, Tom | 9 | 208 | 23.1 | 34 | 0 |
| 1948 | Gehrke, Fred | 17 | 464 | 27.3 | 92t | 1 |
| 1949 | Kalmanir, Tom | 18 | 403 | 22.4 | 57 | 0 |
| 1950 | Smith, Verda (Vitamin T.) | 22 | 742 | 33.7 | 97t | 3 |
| 1951 | Davis, Glenn | 9 | 179 | 19.9 | 33 | 0 |
| 1952 | Quinlan, Skeet | 17 | 440 | 25.9 | 56 | 0 |
| 1953 | Lewis, Woodley | 32 | 830 | 25.9 | 69 | 0 |
| 1954 | Lewis, Woodley | 34 | 836 | 24.6 | 88t | 1 |
| 1955 | Waller, Ron | 17 | 461 | 27.1 | 39 | 0 |
| 1956 | Wilson, Tom | 15 | 477 | 31.8 | 103t | 1 |
| 1957 | Arnett, Jon | 18 | 504 | 28.0 | 98t | 1 |
| 1958 | Arnett, Jon | 16 | 331 | 20.7 | 32 | 0 |
| 1959 | Matson, Ollie | 16 | 367 | 22.9 | 48 | 0 |
| 1960 | Arnett, Jon | 17 | 416 | 24.5 | 43 | 0 |
| 1961 | Bass, Dick | 23 | 698 | 30.3 | 64 | 0 |
| 1962 | Atkins, Pervis | 28 | 676 | 24.1 | 41 | 0 |
| 1963 | Shannon, Carver | 28 | 823 | 29.4 | 99t | 1 |
| 1964 | Shannon, Carver | 18 | 442 | 24.6 | 40 | 0 |
| 1965 | Smith, Bob | 17 | 451 | 26.9 | 56 | 0 |
| 1966 | Williams, Clarence | 15 | 420 | 28.0 | 81 | 0 |
| 1967 | Ellison, Willie | 13 | 340 | 26.2 | 58 | 0 |
| 1968 | Smith, Ron | 26 | 718 | 27.6 | 94t | 1 |
| 1969 | Smith, Ron | 27 | 585 | 21.6 | 37 | 0 |
| 1970 | Haymond, Alvin | 35 | 1,022 | 29.2 | 98t | 1 |
| 1971 | Williams, Travis | 25 | 743 | 29.7 | 105t | 1 |
| 1972 | Ellison, Willie | 14 | 345 | 24.6 | 32 | 0 |
| 1973 | Bryant, Cullen | 13 | 369 | 28.4 | 93 | 1 |
| 1974 | Bryant, Cullen | 23 | 617 | 26.8 | 84 | 1 |



| Year | Player | No. | Yards | Avg. | Long | TD |
|-------------|-----------------------------|-----------|------------|-------------|-----------|----------|
| 1975 | McGee, Willie | 17 | 404 | 23.8 | 46 | 0 |
| 1976 | Bryant, Cullen | 16 | 459 | 28.7 | 90 | 1 |
| 1977 | <i>Tyler, Wendell</i> | 24 | 523 | 21.8 | 27 | 0 |
| 1978 | Latin, Jerry | 22 | 467 | 21.2 | 41 | 0 |
| 1979 | <i>Hill, Drew</i> | 40 | 803 | 20.1 | 39 | 0 |
| 1980 | Hill, Drew | 43 | 880 | 20.5 | 98t | 1 |
| 1981 | Hill, Drew | 60 | 1,170 | 19.5 | 50 | 0 |
| 1982 | <i>Redden, Barry</i> | 22 | 502 | 22.8 | 85 | 0 |
| 1983 | Redden, Barry | 18 | 358 | 18.8 | 43 | 0 |
| 1984 | Redden, Barry | 23 | 530 | 23.0 | 40 | 0 |
| 1985 | Brown, Ron | 28 | 918 | 32.8 | 98t | 3 |
| 1986 | Brown, Ron | 36 | 794 | 22.1 | 55 | 0 |
| 1987 | Brown, Ron | 27 | 581 | 21.5 | 95t | 1 |
| 1988 | Brown, Ron | 19 | 401 | 21.1 | 73 | 0 |
| 1989 | Brown, Ron | 47 | 968 | 20.6 | 74 | 0 |
| 1990 | Green, Gaston | 25 | 560 | 22.4 | 99t | 1 |
| 1991 | Turner, Vernon | 24 | 457 | 19.0 | 36 | 0 |
| 1992 | Turner, Vernon | 29 | 569 | 19.6 | 35 | 0 |
| 1993 | <i>Boykin, Deral</i> | 13 | 216 | 16.6 | 35 | 0 |
| 1994 | Lang, David | 27 | 626 | 23.2 | 57 | 0 |
| 1995 | Thomas, J.T. | 32 | 752 | 23.5 | 46 | 0 |
| 1996 | Thomas, J.T. | 30 | 643 | 21.4 | 43 | 0 |
| 1997 | <i>Thompson, David</i> | 49 | 1,110 | 22.7 | 56 | 0 |
| 1998 | Horne, Tony | 56 | 1,306 | 23.3 | 102t | 1 |
| 1999 | Horne, Tony | 30 | 892 | 29.7 | 101t | 2 |
| 2000 | Horne, Tony | 57 | 1,379 | 24.2 | 103t | 1 |
| 2001 | Canidate, Trung | 36 | 748 | 20.8 | 40 | 0 |
| 2002 | Wilkins, Terrence | 47 | 1,074 | 22.9 | 42 | 0 |
| 2003 | <i>Harris, Arlen</i> | 51 | 1,175 | 23.0 | 42 | 0 |
| 2004 | Harris, Arlen | 47 | 951 | 20.2 | 29 | 0 |
| 2005 | Johnson, Chris | 38 | 857 | 22.6 | 99t | 1 |
| 2006 | Ponder, Willie | 26 | 605 | 23.3 | 40 | 0 |
| 2007 | Hall, Dante | 29 | 729 | 25.1 | 84 | 0 |
| 2008 | Hall, Dante | 37 | 763 | 20.6 | 41 | 0 |
| 2009 | Amendola, Danny | 66 | 1,618 | 24.5 | 58 | 0 |
| 2010 | Amendola, Danny | 50 | 1,142 | 22.8 | 84 | 0 |
| 2011 | Porter, Quinn | 25 | 554 | 22.2 | 32 | 0 |
| 2012 | <i>Givens, Chris</i> | 23 | 539 | 23.4 | 48 | 0 |
| 2013 | <i>Austin, Tavon</i> | 18 | 398 | 22.1 | 32 | 0 |
| 2014 | Cunningham, Benny | 35 | 963 | 27.5 | 75 | 0 |
| 2015 | Cunningham, Benny | 25 | 714 | 28.6 | 102 | 0 |
| 2016 | Cunningham, Benny | 22 | 599 | 27.2 | 61 | 0 |

PUNT RETURNS

| Year | Player | No. | FC | Yards | Avg. | Long | TD |
|------|----------------------------------|-----|----|-------|------|------|----|
| 1941 | Hall, Parker | 13 | | 125 | 9.6 | 25 | 0 |
| 1942 | Hall, Parker | 12 | | 148 | 12.3 | 32 | 0 |
| 1943 | Suspended Play/W.W. II | | | | | | |
| 1944 | Kabealo, Mike | 7 | | 64 | 9.1 | 16 | 0 |
| 1945 | Gehrke, Fred | 8 | | 120 | 15.0 | 49 | 0 |
| 1946 | Gehrke, Fred | 8 | | 59 | 7.3 | 20 | 0 |
| 1947 | Harmon, Tom | 27 | | 392 | 14.5 | 88t | 1 |
| 1948 | Horvath, Les | 13 | | 203 | 15.6 | 27 | 0 |
| 1949 | <i>Smith, Verda (Vitamin T.)</i> | 27 | | 427 | 15.8 | 85t | 1 |
| 1950 | Smith, Verda (Vitamin T.) | 22 | | 218 | 9.9 | 30 | 0 |
| 1951 | Smith, Verda (Vitamin T.) | 12 | | 139 | 11.6 | 37 | 0 |
| 1952 | Lewis, Woodley | 19 | | 351 | 18.5 | 83t | 2 |
| 1953 | Lewis, Woodley | 35 | | 267 | 7.6 | 78 | 1 |
| 1954 | Lewis, Woodley | 22 | | 82 | 3.7 | 16 | 0 |
| 1955 | <i>Waller, Ron</i> | 14 | | 60 | 4.3 | 21 | 0 |
| 1956 | Sherman, Will | 12 | | 100 | 8.3 | 76 | 1 |
| 1957 | <i>Arnett, Jon</i> | 14 | | 85 | 6.1 | 22 | 0 |
| 1958 | Arnett, Jon | 18 | | 223 | 12.4 | 58 | 0 |
| 1959 | Arnett, Jon | 17 | | 184 | 10.8 | 71t | 1 |
| 1960 | Bass, Dick | 11 | | 62 | 5.6 | 22 | 0 |
| 1961 | Arnett, Jon | 10 | | 75 | 7.5 | 17 | 0 |
| 1962 | Atkins, Pervis | 11 | | 94 | 8.5 | 45 | 0 |
| 1963 | Shannon, Carver | 15 | 11 | 132 | 8.8 | 29 | 0 |
| 1964 | Shannon, Carver | 15 | 6 | 81 | 5.4 | 22 | 0 |
| 1965 | Stiger, Jim | 13 | 2 | 106 | 8.2 | 22 | 0 |
| 1966 | Stiger, Jim | 33 | 7 | 259 | 7.8 | 49 | 0 |
| 1967 | Cross, Irv | 17 | 6 | 136 | 8.0 | 39 | 0 |
| 1968 | Meador, Ed | 17 | 15 | 136 | 8.0 | 40 | 0 |
| 1969 | Haymond, Alvin | 33 | 8 | 435 | 13.2 | 52 | 0 |



| Year | Player | No. | FC | Yards | Avg. | Long | TD |
|------|----------------------|-----------|-----------|------------|-------------|------------|----------|
| 1970 | Haymond, Alvin | 53 | 15 | 376 | 7.1 | 30 | 0 |
| 1971 | Haymond, Alvin | 24 | 11 | 123 | 5.1 | 28 | 0 |
| 1972 | Bertelsen, Jim | 16 | 3 | 232 | 14.5 | 60 | 0 |
| 1973 | Bertelsen, Jim | 26 | 10 | 259 | 10.0 | 34 | 0 |
| 1974 | Bertelsen, Jim | 11 | 4 | 132 | 12.0 | 19 | 0 |
| 1975 | Bertelsen, Jim | 11 | 1 | 143 | 13.0 | 38 | 0 |
| 1976 | Bryant, Cullen | 29 | 2 | 321 | 11.1 | 25 | 0 |
| 1977 | Bryant, Cullen | 20 | 1 | 141 | 7.1 | 26 | 0 |
| 1978 | Wallace, Jackie | 52 | 5 | 618 | 11.9 | 58 | 0 |
| 1979 | Brown, Eddie | 56 | 19 | 332 | 5.9 | 30 | 0 |
| 1980 | Irvin, LeRoy | 42 | 7 | 296 | 7.0 | 26 | 0 |
| 1981 | Irvin, LeRoy | 46 | 6 | 615 | 13.4 | 84t | 3 |
| 1982 | Irvin, LeRoy | 22 | 1 | 243 | 11.0 | 63t | 1 |
| 1983 | Ellard, Henry | 16 | 4 | 217 | 13.6 | 72t | 1 |
| 1984 | Ellard, Henry | 30 | 3 | 403 | 13.4 | 83t | 2 |
| 1985 | Ellard, Henry | 37 | 9 | 501 | 13.5 | 80t | 1 |
| 1986 | Ellard, Henry | 14 | 11 | 127 | 9.1 | 20 | 0 |
| 1987 | Ellard, Henry | 15 | 6 | 107 | 7.1 | 29 | 0 |
| 1988 | Hicks, Clifford | 25 | 0 | 144 | 5.8 | 13 | 0 |
| 1989 | Henley, Darryl | 29 | 19 | 273 | 9.4 | 25 | 0 |
| 1990 | Henley, Darryl | 19 | 4 | 195 | 10.3 | 26 | 0 |
| 1991 | Turner, Vernon | 23 | 4 | 201 | 8.7 | 29 | 0 |
| 1992 | Turner, Vernon | 28 | 6 | 207 | 7.4 | 23 | 0 |
| 1992 | Turner, Vernon | 28 | 6 | 207 | 7.4 | 23 | 0 |
| 1993 | Buchanan, Richard | 8 | 1 | 41 | 5.1 | 12 | 0 |
| 1994 | Bailey, Johnny | 19 | 4 | 153 | 8.1 | 24 | 0 |
| 1995 | Kinchen, Todd | 53 | 7 | 416 | 7.8 | 27 | 0 |
| 1996 | Kennison, Eddie | 29 | 16 | 643 | 14.6 | 78t | 2 |
| 1997 | Kennison, Eddie | 34 | 20 | 247 | 7.3 | 43 | 0 |
| 1998 | Kennison, Eddie | 40 | 25 | 415 | 10.4 | 71t | 1 |
| 1999 | Hakim, Az-Zahir | 44 | 22 | 461 | 10.5 | 84t | 1 |
| 2000 | Hakim, Az-Zahir | 32 | 17 | 489 | 15.3 | 86t | 1 |
| 2001 | Hakim, Az-Zahir | 36 | 12 | 330 | 9.2 | 32 | 0 |
| 2002 | Wilkins, Terrence | 25 | 13 | 242 | 9.7 | 55 | 0 |
| 2003 | Groce, DeJuan | 19 | 3 | 135 | 7.1 | 19 | 0 |
| 2004 | McDonald, Shaun | 30 | 18 | 143 | 4.8 | 39 | 0 |
| 2005 | Looker, Dane | 8 | 2 | 69 | 8.6 | 17 | 0 |
| 2006 | McDonald, Shaun | 23 | 14 | 172 | 7.5 | 33 | 0 |
| 2007 | Hall, Dante | 19 | 6 | 286 | 15.1 | 85t | 1 |
| 2008 | Stanley, Derek | 11 | 4 | 101 | 9.2 | 33 | 0 |
| 2009 | Amendola, Danny | 31 | 11 | 360 | 11.6 | 56 | 0 |
| 2010 | Amendola, Danny | 40 | 18 | 452 | 11.3 | 42 | 0 |
| 2011 | Pettis, Austin | 15 | 10 | 139 | 9.3 | 39 | 0 |
| 2012 | Amendola, Danny | 17 | 10 | 122 | 7.2 | 22 | 0 |
| 2013 | Austin, Tavon | 33 | 11 | 280 | 8.5 | 98t | 1 |
| 2014 | Austin, Tavon | 35 | 23 | 391 | 11.2 | 78t | 1 |
| 2015 | Austin, Tavon | 34 | 15 | 268 | 7.9 | 75t | 1 |
| 2016 | Austin, Tavon | 44 | 16 | 364 | 8.3 | 47 | 0 |

INTERCEPTIONS

| Year | Player | No. | Yards | Avg. | Long | TD |
|------|--------------------------|-----|-------|------|------|----|
| 1941 | Drake, Johnny (Zero) | 2 | 66 | 33.0 | 54 | 0 |
| 1942 | Jacobs, Jack | 4 | 22 | 5.5 | 22 | 0 |
| 1943 | Suspended Play/W.W. II | | | | | |
| 1944 | Colella, Tom | 4 | 53 | 13.3 | 19 | 0 |
| 1945 | Waterfield, Bob | 6 | 92 | 15.3 | 29 | 0 |
| 1946 | Waterfield, Bob | 5 | 72 | 14.4 | 28 | 0 |
| 1947 | Harmon, Tom | 8 | 136 | 17.0 | 36 | 1 |
| 1948 | Naumetz, Fred | 4 | 75 | 18.8 | 68 | 0 |
| 1949 | Sims, George | 9 | 78 | 8.7 | 27 | 1 |
| 1950 | Lewis, Woodley | 12 | 275 | 22.9 | 36 | 0 |
| 1951 | Hecker, Norb | 3 | 74 | 24.7 | 36 | 0 |
| 1952 | Lane, Dick (Night Train) | 14 | 298 | 21.3 | 80t | 2 |
| 1953 | Hecker, Norb | 7 | 91 | 13.0 | 24 | 0 |
| 1954 | Sherman, Will | 6 | 70 | 11.7 | 28 | 0 |
| 1955 | Sherman, Will | 11 | 101 | 9.2 | 36 | 0 |
| 1956 | Sherman, Will | 4 | 122 | 30.5 | 95t | 1 |
| 1957 | Richter, Les | 4 | 60 | 15.0 | 25 | 0 |
| 1958 | Burroughs, Don | 7 | 72 | 10.3 | 46 | 0 |
| 1959 | Meador, Ed | 3 | 3 | 1.0 | 3 | 0 |
| 1960 | Britt, Charley | 5 | 117 | 23.4 | 73t | 1 |
| 1961 | Crow, Lindon | 6 | 117 | 19.5 | 31 | 0 |
| 1962 | Crow, Lindon | 5 | 100 | 20.0 | 65t | 1 |
| 1963 | Meador, Ed | 6 | 38 | 6.3 | 20 | 0 |
| 1964 | Richardson, Jerry | 5 | 146 | 29.2 | 41 | 0 |
| 1965 | Martin, Aaron | 2 | 60 | 30.0 | 37t | 1 |



| Year | PlayerNo. | Yards | Avg. | Long | TD |
|------|-----------------------------|-------|------|------|----|
| 1966 | Williams, Clarence8 | 97 | 12.1 | 32t | 1 |
| 1967 | Meador, Ed8 | 103 | 12.9 | 30t | 2 |
| 1968 | Williams, Clarence7 | 51 | 7.3 | 36 | 0 |
| 1969 | Meador, Ed5 | 97 | 19.4 | 38t | 2 |
| 1970 | Williams, Clarence5 | 108 | 21.6 | 65t | 1 |
| 1971 | Howard, Gene6 | 99 | 16.5 | 35 | 0 |
| 1972 | Nettles, Jim6 | 168 | 28.0 | 43 | 0 |
| 1973 | Stukes, Charlie5 | 104 | 20.8 | 42 | 0 |
| 1974 | Elmendorf, Dave7 | 186 | 26.6 | 57t | 2 |
| 1975 | Simpson, Bill6 | 90 | 15.0 | 29 | 0 |
| 1976 | Jackson, Monte10 | 173 | 17.3 | 46 | 3 |
| 1977 | Simpson, Bill6 | 157 | 26.2 | 42 | 0 |
| 1978 | Perry, Rod8 | 117 | 14.6 | 44t | 3 |
| 1979 | Cromwell, Nolan5 | 109 | 21.8 | 34 | 0 |
| 1980 | Cromwell, Nolan8 | 140 | 17.5 | 34 | 1 |
| 1981 | Cromwell, Nolan5 | 94 | 18.8 | 94t | 1 |
| 1982 | Perry, Rod3 | 57 | 19.0 | 33 | 0 |
| 1983 | Collins, Kirk5 | 113 | 22.6 | 58 | 0 |
| 1984 | Irvin, LeRoy5 | 166 | 33.2 | 81t | 2 |
| 1985 | Green, Gary6 | 84 | 14.0 | 41t | 1 |
| 1986 | Gray, Jerry8 | 101 | 12.6 | 28 | 0 |
| 1987 | Irvin, LeRoy2 | 47 | 23.5 | 47t | 1 |
| 1988 | Johnson, Johnnie4 | 18 | 4.5 | 11 | 0 |
| 1989 | Gray, Jerry6 | 48 | 8.0 | 27t | 1 |
| 1990 | Humphery, Bobby4 | 52 | 13.0 | 44t | 1 |
| 1991 | Gray, Jerry3 | 83 | 27.7 | 59t | 1 |
| 1992 | Henley, Darryl4 | 41 | 10.3 | 25 | 0 |
| 1993 | Bailey, Robert2 | 41 | 20.5 | 41 | 0 |
| 1994 | Pope, Marquez3 | 66 | 22.0 | 51 | 0 |
| 1995 | Wright, Toby6 | 79 | 13.2 | 27 | 0 |
| 1996 | Lyle, Keith9 | 152 | 16.9 | 68 | 0 |
| 1997 | McNeil, Ryan9 | 127 | 14.1 | 75t | 1 |
| 1998 | Lyght, Todd3 | 30 | 10.0 | 17 | 0 |
| | Lyle, Keith3 | 20 | 6.7 | 20 | 0 |
| 1999 | Lyght, Todd6 | 112 | 18.7 | 57t | 1 |
| 2000 | McCleon, Dexter8 | 28 | 3.5 | 23 | 0 |
| 2001 | Bly, Dre'6 | 150 | 25.0 | 93t | 2 |
| 2002 | Herring, Kim3 | 38 | 12.7 | 36 | 0 |
| 2003 | Fisher, Travis4 | 205 | 51.3 | 74t | 2 |
| | Williams, Aeneas4 | 82 | 20.5 | 46t | 1 |
| | Butler, Jerametrious4 | 72 | 18.0 | 45 | 0 |
| | Polley, Tommy (LB)4 | 32 | 8.0 | 22 | 0 |
| 2004 | Butler, Jerametrious5 | 15 | 3.0 | 10 | 0 |
| 2005 | Furrey, Mike4 | 143 | 35.8 | 67t | 1 |
| 2006 | Bartell, Ron3 | 63 | 21.0 | 38t | 1 |
| | Hill, Tye3 | 20 | 6.7 | 14 | 0 |
| | Brown, Fakhir3 | 17 | 5.7 | 20 | 0 |
| | Atogwe, Oshiomogho3 | 8 | 2.7 | 7 | 0 |
| 2007 | Atogwe, Oshiomogho8 | 125 | 15.6 | 52t | 1 |
| 2008 | Atogwe, Oshiomogho5 | 91 | 18.2 | 43 | 0 |
| 2009 | Butler, James3 | 17 | 5.6 | 17 | 0 |
| 2010 | Feltcher, Bradley4 | 41 | 10.3 | 28 | 0 |
| 2011 | Gordy, Josh3 | 37 | 12.3 | 30 | 0 |
| 2012 | Jenkins, Janoris4 | 150 | 37.5 | 41t | 3 |
| 2013 | Johnson, Trumaine3 | 36 | 12.0 | 29 | 0 |
| 2014 | Johnson, Trumaine3 | 69 | 23.0 | 43t | 1 |
| 2015 | Johnson, Trumaine7 | 136 | 19.4 | 58t | 1 |
| 2016 | Alexander, Maurice2 | 19 | 9.5 | 19 | 0 |
| | Barron, Mark2 | 8 | 4.0 | 7 | 0 |
| | McDonald, T.J.2 | 0 | 0.0 | 0 | 0 |
| | Ogletree, Alec2 | 15 | 7.5 | 8 | 0 |

TACKLES (Unofficial)

| Year | Player | Solo | Assists | Total |
|------|-----------------------|------|---------|-------|
| 1962 | McKeever, Marlin (LB) | 58 | 31 | 89 |
| 1963 | Pardee, Jack (LB) | 46 | 25 | 71 |
| 1964 | Jones, David (DE) | 75 | 22 | 97 |
| 1965 | Jones, David (DE) | 68 | 27 | 95 |
| 1966 | Jones, David (DE) | 98 | 14 | 112 |
| 1967 | Jones, David (DE) | 100 | 39 | 139 |
| 1968 | Jones, David (DE) | 87 | 23 | 110 |
| 1969 | Jones, David (DE) | 59 | 55 | 114 |
| 1970 | Pottios, Myton (LB) | 62 | 26 | 88 |
| 1971 | McKeever, Marlin (LB) | 76 | 32 | 108 |
| 1972 | Robinson, Isiah (LB) | 59 | 23 | 82 |
| 1973 | Reynolds, Jack (LB) | 58 | 28 | 86 |
| 1974 | Reynolds, Jack (LB) | 72 | 29 | 101 |
| 1975 | Reynolds, Jack (LB) | 74 | 38 | 112 |
| 1976 | Reynolds, Jack (LB) | 89 | 31 | 120 |
| 1977 | Elmendorf, Dave (S) | 59 | 35 | 94 |
| 1978 | Youngblood, Jim (LB) | 80 | 43 | 120 |



| Year | Player | Solo | Assists | Total |
|------|-------------------------|------|---------|-------|
| 1979 | Reynolds, Jack (LB) | 83 | 61 | 144 |
| 1980 | Reynolds, Jack (LB) | 81 | 38 | 119 |
| 1981 | Ekern, Carl (LB) | 85 | 46 | 131 |
| 1982 | Andrews, George (LB) | 47 | 20 | 67 |
| 1983 | Ekern, Carl (LB) | 94 | 36 | 130 |
| 1984 | Collins, Jim (LB) | 142 | 43 | 185 |
| 1985 | Collins, Jim (LB) | 103 | 37 | 140 |
| 1986 | Newsome, Vince (S) | 91 | 22 | 113 |
| 1987 | Collins, Jim (LB) | 78 | 12 | 90 |
| 1988 | Ekern, Carl (LB) | 64 | 29 | 93 |
| 1989 | Newsome, Vince (S) | 64 | 25 | 89 |
| 1990 | Newsome, Vince (S) | 74 | 18 | 92 |
| 1991 | Kelm, Larry (LB) | 88 | 17 | 105 |
| 1992 | Greene, Kevin (LB) | 75 | 12 | 87 |
| 1993 | Phifer, Roman (LB) | 96 | 21 | 117 |
| 1994 | Conlan, Shane (LB) | 82 | 24 | 106 |
| 1995 | Phifer, Roman (LB) | 106 | 43 | 149 |
| 1996 | Phifer, Roman (LB) | 123 | 47 | 170 |
| 1997 | Jones, Robert (LB) | 72 | 43 | 115 |
| 1998 | Jenkins, Billy (S) | 90 | 31 | 121 |
| 1999 | Fletcher, London (LB) | 80 | 58 | 138 |
| 2000 | Fletcher, London (LB) | 117 | 76 | 193 |
| 2001 | Fletcher, London (LB) | 113 | 76 | 189 |
| 2002 | Archuleta, Adam (S) | 101 | 48 | 149 |
| 2003 | Tinoisamoa, Pisa (LB) | 70 | 51 | 121 |
| 2004 | Tinoisamoa, Pisa (LB) | 100 | 45 | 145 |
| 2005 | Tinoisamoa, Pisa (LB) | 91 | 43 | 134 |
| 2006 | Witherspoon, Will (LB) | 104 | 32 | 136 |
| 2007 | Witherspoon, Will (LB) | 103 | 29 | 132 |
| 2008 | Tinoisamoa, Pisa (LB) | 88 | 47 | 135 |
| 2009 | Laurinaitis, James (LB) | 98 | 48 | 146 |
| 2010 | Laurinaitis, James (LB) | 98 | 16 | 114 |
| 2011 | Laurinaitis, James (LB) | 101 | 41 | 142 |
| 2012 | Laurinaitis, James (LB) | 132 | 42 | 174 |
| 2013 | Ogletree, Alec (LB) | 124 | 31 | 155 |
| 2014 | Ogletree, Alec (LB) | 110 | 59 | 169 |
| 2015 | Barron, Mark (LB/S) | 107 | 28 | 135 |
| 2016 | Ogletree, Alec | 132 | 39 | 171 |

SACKS (Not an official sack until 1982)

| Year | Player | No. |
|------|----------------------|------|
| 1950 | Jack Zilly (DE) | 7.0 |
| 1951 | Larry Brink (DE) | 3.0 |
| 1952 | Andy Robustelli (DE) | 7.5 |
| 1953 | Andy Robustelli (DE) | 8.0 |
| 1954 | Andy Robustelli (DE) | 4.0 |
| 1955 | Andy Robustelli (DE) | 6.0 |
| 1956 | Paul Miller (DE) | 6.0 |
| 1957 | Dick Daugherty (LB) | 8.0 |
| 1958 | Lou Michaels (DE) | 6.0 |
| 1959 | George Struger (DT) | 5.0 |
| 1960 | Gene Brito (DE) | 7.0 |
| 1961 | Lamar Lundy (DE) | 11.0 |
| 1962 | Deacon Jones (DE) | 12.0 |
| 1963 | Lamar Lundy (DE) | 9.0 |
| 1964 | Deacon Jones (DE) | 22.0 |
| 1965 | Deacon Jones (DE) | 19.0 |
| 1966 | Deacon Jones (DE) | 18.0 |
| 1967 | Deacon Jones (DE) | 21.0 |
| 1968 | Deacon Jones (DE) | 22.0 |
| 1969 | Deacon Jones (DE) | 15.0 |
| 1970 | Deacon Jones (DE) | 12.0 |
| 1971 | Coy Bacon (DE) | 11.0 |
| 1972 | Coy Bacon (DE) | 11.5 |
| 1973 | Jack Youngblood (DE) | 16.5 |
| 1974 | Jack Youngblood (DE) | 15.0 |
| 1975 | Jack Youngblood (DE) | 15.0 |
| 1976 | Jack Youngblood (DE) | 14.5 |
| | Larry Brooks (DT) | 14.5 |
| 1977 | Jack Youngblood (DE) | 8.5 |
| 1978 | Larry Brooks (DE) | 8.0 |
| 1979 | Jack Youngblood (DE) | 18.0 |
| 1980 | Jack Youngblood (DE) | 11.5 |



| Year | Player | No. |
|-------------|--------------------------------|-------------|
| 1981 | Jack Youngblood (DE) | 12.5 |
| 1982 | Mike Fanning (DT) | 5.0 |
| 1983 | Jack Youngblood (DE) | 10.5 |
| 1984 | Jack Youngblood (DE) | 9.5 |
| 1985 | Mike Wilcher (LB)..... | 12.5 |
| 1986 | Gary Jeter (DE) | 8.0 |
| 1987 | Gary Jeter (DE) | 7.0 |
| 1988 | Kevin Greene (LB)..... | 16.5 |
| 1989 | Kevin Greene (LB)..... | 16.5 |
| 1990 | Kevin Greene (LB)..... | 13.0 |
| 1991 | Kevin Greene (LB)..... | 3.0 |
| | Gerald Robinson (DE)..... | 3.0 |
| 1992 | Kevin Greene (LB)..... | 10.0 |
| 1993 | Sean Gilbert (DT)..... | 10.5 |
| 1994 | Robert Young (DE)..... | 6.5 |
| 1995 | D'Marco Farr (DT)..... | 11.0 |
| 1996 | Kevin Carter (DE)..... | 9.5 |
| 1997 | Leslie O'Neal (DE)..... | 10.0 |
| 1998 | Kevin Carter (DE)..... | 12.0 |
| 1999 | Kevin Carter (DE)..... | 17.0 |
| 2000 | Grant Wistrom (DE)..... | 11.0 |
| 2001 | Leonard Little (DE) | 14.5 |
| 2002 | Leonard Little (DE) | 12.0 |
| 2003 | Leonard Little (DE) | 12.5 |
| 2004 | Bryce Fisher (DE)..... | 8.5 |
| 2005 | Leonard Little (DE) | 9.5 |
| 2006 | Leonard Little (DE) | 13.0 |
| 2007 | Will Witherspoon (LB)..... | 7.0 |
| 2008 | James Hall (DE) | 6.5 |
| 2009 | Leonard Little (DE) | 6.5 |
| 2010 | James Hall (DE) | 10.5 |
| 2011 | Chris Long (DE)..... | 13.0 |
| 2012 | Chris Long (DE)..... | 11.5 |
| 2013 | Robert Quinn (DE) | 19.0 |
| 2013 | Robert Quinn (DE) | 10.5 |
| 2015 | Aaron Donald (DT)..... | 11.0 |
| 2016 | Aaron Donald (DT)..... | 8.0 |



INDIVIDUAL RECORDS



SERVICE

Most Seasons

| | |
|----|---|
| 20 | Jackie Slater, 1976-95 |
| 15 | Charlie Cowan, 1961-75 Joe Scibelli, 1961-75 Merlin Olsen, 1962-76 |
| 14 | Jack Youngblood, 1971-84 Doug Smith, 1978-91 Isaac Bruce, 1994-2007 |

Most Games Played

| | |
|-----|------------------------|
| 259 | Jackie Slater, 1976-95 |
| 208 | Merlin Olsen, 1962-76 |
| 206 | Charlie Cowan, 1961-75 |

Most Consecutive Games Played

| | |
|-----|--------------------------|
| 201 | Jack Youngblood, 1971-84 |
| 198 | Merlin Olsen, 1962-76 |
| 184 | Tom Mack, 1966-1978 |

SCORING

Most Seasons Leading Team

| | |
|---|--|
| 9 | Jeff Wilkins, 1997-99, 2002-07 |
| 7 | Bob Waterfield, 1946-52 |
| 6 | Bruce Gossett, 1964-69 Mike Lansford, 1982-90 |

Most Consecutive Seasons Leading Team

| | |
|---|--|
| 6 | Bruce Gossett, 1964-69 Mike Lansford, 1984-89 Bob Waterfield, 1945-50 Jeff Wilkins, 2002-07 |
| 5 | David Ray, 1970-74 Greg Zuerlein, 2012-present |
| 4 | Danny Villaneuva, 1960-63 Tony Zendejas, 1991-94 |

POINTS

Career

| | |
|-------|---|
| 1,223 | Jeff Wilkins, 1997-2007 (428 pat, 265 fg) |
| 789 | Mike Lansford, 1982-90 (315 pat, 158 fg) |
| 573 | Bob Waterfield, 1945-52 (13 td, 315 pat, 60 fg) |

Season

| | |
|-----|---|
| 163 | Jeff Wilkins, 2003 (39 fg, 46 pat) |
| 160 | Marshall Faulk, 2000 (26 td, 2 two-point conv.) |
| 131 | Jeff Wilkins, 2006 (32 fg, 35 pat) |

Season, Rookie

| | |
|-----------|--|
| 120 | Eric Dickerson, 1983 (20 td) |
| 118 | Frank Corral, 1978 (31 pat, 29 fg) |
| 95 | Greg Zuerlein, 2012 (26 pat, 23 fg) |

Game

| | |
|----|--|
| 24 | Bob Shaw, vs. Washington, 12/11/49 (4 td) Elroy Hirsch, vs. New York Yanks, 9/28/51 (4 td) Harold Jackson, vs. Dallas, 10/14/73 (4 td) Az-Zahir Hakim, @ Cincinnati, 10/3/99 (4 td) Isaac Bruce, vs. San Francisco, 10/10/99 (4 td) Marshall Faulk, @ San Francisco, 10/29/00 (4 td) Marshall Faulk, vs. Minnesota, 12/10/00 (4 td) Marshall Faulk, @ Tampa Bay, 12/18/00 (4 td) Marshall Faulk, vs. Indianapolis, 12/30/01 (4 td) Marshall Faulk, vs. Seattle, 10/20/02 (4 td) Steven Jackson, @ Minnesota, 12/31/06 (4 td) |
| 21 | Jeff Wilkins, vs. San Diego, 10/1/00 (5 fg, 6 pat) |
| 18 | Many times, last by Tavon Austin, at Indianapolis 11/10/13 (3 td) |

Game, Opponent

| | |
|----|--|
| 26 | Gordy Soltau, @ San Francisco, 10/28/51 (3 td, 1 fg, 5 pat) |
| 24 | Many times, last by Ron Moore, @ Phoenix, 12/4/93 (4 td) |
| 21 | Two times, last by Rich Karlis, @ Minnesota, 11/15/89 (7 fg) |

TOUCHDOWNS

Career

| | |
|----|--|
| 85 | Marshall Faulk, 1999-2006 (58 r, 27 p) |
| 84 | Isaac Bruce, 1994-2007 (84 p) |
| 74 | Torry Holt, 1999-2008 (74 p) |

Season

| | |
|----|----------------------------------|
| 26 | Marshall Faulk, 2000 (18 r, 8 p) |
| 21 | Marshall Faulk, 2001 (12 r, 9 p) |
| 20 | Eric Dickerson, 1983 (18 r, 2 p) |

Game

| | |
|---|---|
| 4 | Bob Shaw, vs. Washington, 12/11/49 (4 p) Elroy Hirsch, vs. New York Yanks, 9/28/51 (4 p) Harold Jackson, vs. Dallas, 10/14/73 (4 p) Az-Zahir Hakim, @ Cincinnati, 10/3/99 (3p, 1 pr) Isaac Bruce, vs. San Francisco, 10/10/99 (4 p) Marshall Faulk, @ San Francisco, 10/29/00 (2 r, 2 p) Marshall Faulk, vs. Minnesota, 12/10/00 (4 r) Marshall Faulk, @ Tampa Bay, 12/18/00 (3 r, 1 p) Marshall Faulk, vs. Indianapolis, 12/30/01 (3 r, 1 p) Marshall Faulk, vs. Seattle, 10/20/02 (3 r, 1 p) Steven Jackson, @ Minnesota, 12/31/06 (3 r, 1 p) |
| 3 | Many times, last by Tre Mason, vs. Oak., 11/30/14 (2 run, 1 rec.) |
| 2 | Many times, Last by Kenny Britt, at Det., 10/16/16 (2 rec.) |

Game, Opponent

| | |
|---|---|
| 4 | Lenny Moore, @ Baltimore, 10/16/60 (4 r) Ron Moore, @ Phoenix, 12/4/93 (4 r) |
| 3 | Many times, last by Torrey Smith, Baltimore, 9/25/11 |
| 2 | Many times, Last by Michael Thomas, New Orleans, 11/27/16 |

Most Consecutive Games Scoring Touchdown

| | |
|----|--|
| 11 | Elroy Hirsch, 1950-51 |
| 10 | Eric Dickerson, 1983 Greg Bell, 1988-89 |
| 9 | Marshall Faulk, 2001-02 |

POINTS AFTER TOUCHDOWN

Most Attempted, Career

| | |
|-----|-------------------------|
| 429 | Jeff Wilkins, 1997-2007 |
| 336 | Bob Waterfield, 1945-52 |
| 325 | Mike Lansford, 1982-90 |

Most Attempted, Season

| | |
|----|----------------------|
| 64 | Jeff Wilkins, 1999 |
| 58 | Bob Waterfield, 1950 |
| 52 | Frank Corral, 1980 |

Most Attempted, Game

| | |
|---|---|
| 9 | Bob Waterfield vs. Baltimore, 10/22/50 |
| 8 | Paige Cothren, vs. San Francisco, 11/9/58 Tom Dempsey, vs. Atlanta, 12/4/76 Chip Lohmiller, vs. Atlanta, 11/10/96 |
| 7 | Many times, last by Greg Zuerlein, vs. Oak., 11/30/14 |

*NFL Record

† Ties NFL Record



Most Made, Career

| | |
|-----|---|
| 428 | Jeff Wilkins, 1997-2007 |
| 315 | Bob Waterfield, 1945-52 Mike Lansford, 1982-90 |
| 211 | Bruce Gossett, 1964-69 |

Most Made, Season

| | |
|----|----------------------|
| 64 | Jeff Wilkins, 1999 |
| 58 | Jeff Wilkins, 2001 |
| 54 | Bob Waterfield, 1950 |

Most Made, Game

| | |
|----|--|
| †9 | Bob Waterfield, vs. Baltimore, 10/22/50 |
| 8 | Paige Cothren, vs. San Francisco, 11/9/58 |
| 7 | Bob Waterfield, @ New York Giants, 11/14/48 Bruce Gossett, vs. New York Giants, 11/13/66 Jeff Wilkins, vs. Carolina 11/11/01 |

Greg Zuerlein, vs. Oakland, 11/30/14

Most Made, Game, Opponent

| | |
|---|--|
| 8 | Tom Feamster, @ Baltimore, 11/25/56 Cliff Patton, @ Philadelphia, 10/7/50 |
| 7 | Bob Jencks, vs. Chicago, 10/13/63 |
| 6 | Many times, last by S. Gostkowski, vs. NE, 10/28/12 |

Most Consecutive Made

| | |
|-----|-------------------------|
| 371 | Jeff Wilkins, 1999-2007 |
| 165 | Bruce Gossett, 1965-69 |
| 102 | David Ray, 1970-72 |

Highest Percentage Made, Career (83 attempts)

| | |
|-------------|--|
| 99.8 | Jeff Wilkins, 1997-2007 (403-404) |
| 98.7 | Josh Brown, 2008-11 (79-80) |
| 98.2 | Danny Villanueva, 1960-63 (111-113) |
| 98.0 | Greg Zuerlein, 2012-present (148-151) |

Most Made, No Misses, Season

| | |
|----|---------------------|
| 64 | Jeff Wilkins, 1999 |
| 58 | Jeff Wilkins, 2001 |
| 51 | Mike Lansford, 1989 |

TWO-POINT CONVERSIONS

Most Two Point Conversions, Career

| | |
|---|--|
| 7 | Marshall Faulk, 1999-2006 |
| 3 | Isaac Bruce, 1994-2007 |
| 2 | Jerome Bettis, 1993-95 Tony Banks, 1996-98 Ricky Proehl, 1998-2002 |

Most Two Point Conversions, Season

| | |
|---|---|
| 2 | Jerome Bettis, 1994 Marshall Faulk, 2000 Marshall Faulk, 2004 |
| 1 | Many times, last by Sam Bradford, Benny Cunningham & Isaiah Pead, 2013 |

Most Two Point Conversions, Game

| | |
|---|---|
| 2 | Marshall Faulk, vs. Atlanta, 10/15/00 (2 runs) |
| 1 | Many times, last by Jared Cook, vs. San Francisco, 11/01/15 |

Most Two Point Conversions, Opponent, Season

| | |
|---|--------------------------------|
| 2 | Terance Mathis, Atlanta, 1994 |
| 2 | Reggie Bush, New Orleans, 2007 |

Most Two Point Conversions, Opponent, Game

| | |
|---|---|
| 2 | Reggie Bush, @ New Orleans, 11/11/07 (2 runs) |
| 1 | Many times, last by Marshawn Lynch, vs. Sea., 9/13/15 (rush) |

FIELD GOALS

Most Attempted, Career

| | |
|-----|-------------------------|
| 328 | Jeff Wilkins, 1997-2007 |
| 217 | Mike Lansford, 1982-90 |
| 207 | Bruce Gossett, 1964-69 |

Most Attempted, Season

| | |
|----|---------------------|
| 49 | Bruce Gossett, 1966 |
| 47 | David Ray, 1973 |
| 45 | David Ray, 1970 |

Most Attempted, Game

| | |
|----------|---|
| 7 | Bob Waterfield, vs. Detroit, 12/9/51 Jeff Wilkins, vs. Denver, 9/10/06 |
| 6 | Five times, last by David Ray, @ New Orleans, 11/26/72 |
| 5 | Many times, Last by Greg Zuerlein, vs. Denver, 11/17/14 |

Most Attempted, Opponent, Game

| | |
|---|--|
| 7 | Rich Karlis, @ Minnesota, 11/5/89 |
| 6 | Five times, last by John Carney, vs. New Orleans, 9/26/04 |
| 5 | Many times, last by Blair Walsh, vs MIN, 12/16/12 |

Most Made, Career

| | |
|-----|-------------------------|
| 265 | Jeff Wilkins, 1997-2007 |
| 158 | Mike Lansford, 1982-90 |
| 120 | Bruce Gossett, 1964-69 |

Most Made, Season

| | |
|----|--------------------|
| 39 | Jeff Wilkins, 2003 |
| 33 | Josh Brown, 2010 |
| 32 | Jeff Wilkins, 2006 |

Most Made, Season, Rookie

| | |
|-----------|---|
| 29 | Frank Corral, 1978 |
| 23 | Greg Zuerlein, 2012 |
| 18 | Bruce Gossett, 1964 Rafael Septien, 1977 |

Most Made, Game

| | |
|----------|--|
| 6 | Jeff Wilkins, vs. Denver, 9/10/06 |
| 5 | Four times, last by Greg Zuerlein, vs. Denver, 11/16/14 |
| 4 | Many times, last by Greg Zuerlein, vs. Buffalo, 10/9/16 |

Most Made, Opponent, Game

| | |
|---|--|
| 7 | Rich Karlis, @ Minnesota 11/5/89 |
| 5 | Many times, last by C. Catanzaro, @ ARI, 10/4/15 |
| 4 | Many times, last by Phil Dawson, @ SF, 1/3/16 |

Most Consecutive Field Goals Made

| | |
|----|-------------------------|
| 30 | Jeff Wilkins, 1999-2001 |
| 19 | Jeff Wilkins, 2003 |
| 17 | Tony Zendejas, 1991 |

Most Consecutive Games, Made Field Goal

| | |
|----|------------------------|
| 27 | Jeff Wilkins, 2002-04 |
| 20 | David Ray, 1970-71 |
| 19 | Bruce Gossett, 1967-68 |

Longest Field Goal

| | |
|-----------|--|
| 61 | Greg Zuerlein, at Minnesota 11/8/15 |
| 60 | Greg Zuerlein, vs. Seattle, 9/30/12 |
| 58 | Greg Zuerlein, vs. Seattle, 9/30/12 |
| 57 | Jeff Wilkins, vs. Arizona, 9/27/98 |
| 56 | Twice, Greg Zuerlein, at Chicago, 9/23/12 vs. Minnesota, 9/7/14 |

Longest Field Goal, Opponent

| | |
|----|--|
| 56 | Joe Nedney, vs. San Francisco, 12/24/05 |
| 55 | Adam Vinatieri, vs. New England, 12/13/98 Jay Feely, @ New York Jets, 11/9/08 |
| 54 | Four times, last by Robbie Gould, at Chicago, 9/24/12 |

Most Made, 50 or More Yards, Career

| | |
|-----------|------------------------------------|
| 26 | Jeff Wilkins, 1997-2007 |
| 19 | Greg Zuerlein, 2012-Present |
| 15 | Josh Brown, 2008-2011 |
| 8 | Tony Zendejas, 1991-94 |



Most Made, 50 or More Yards, Season

- 7 **Greg Zuerlein, 2012**
- 6 Tony Zendejas, 1993
Josh Brown, 2008
Josh Brown, 2009
- 4 Jeff Wilkins, 2003, 2004, 2005
Greg Zuerlein, 2014

Most Made, 50 or More Yards, Game

- 2 **Seven times, last by Greg Zuerlein, @ MIN, 11/8/15**
- 1 **Many times, last by Greg Zuerlein, vs. IND, 9/10/17**

Most Made, 50 or More Yards, Game, Opponent

- 3 Blair Walsh, vs. Minnesota, 12/16/12
- 2 Tom Dempsey, vs. New Orleans, 12/6/70
Mick Luckhurst, vs. Atlanta, 10/7/84
John Carney, vs. New Orleans, 9/26/04
Nick Folk, vs. New York Jets, 11/19/12

Highest Field Goal Percentage, Career (50 attempts)

- 81.88 Josh Brown, 2008-11 (104-127)
- 80.79 Jeff Wilkins, 1997-2007 (265-328)
- 79.52 Tony Zendejas, 1991-94 (66-83)
- 79.9 Greg Zuerlein, 2012-present (115-144)**

Highest Field Goal Percentage, Season

- 100.0 Tony Zendejas, 1991 (17-17)
Jeff Wilkins, 2000 (17-17)
- 92.86 Jeff Wilkins, 2003 (39-42)
- 92.59 Greg Zuerlein, 2013 (25-27)**

SAFETIES**Most, Career**

- 3 Kevin Greene, 1985-92
- 2 Fred Dryer, 1972-81
Jack Youngblood, 1971-84
Kevin Carter, 1995-2000

Most, Season

- †2 Fred Dryer, 1973

Most, Game

- *2 Fred Dryer, vs. Green Bay, 10/21/73
- 1 **Many players, last by Morgan Fox, vs. IND 9/10/17**

Most, Game, Opponent

- 1 Many times, last by John Abraham, at Arizona, 12/8/13

RUSHING**Most Seasons Leading Team**

- 8 Steven Jackson, 2005-12
- 6 Marshall Faulk, 1999-2006
- 5 Lawrence McCutcheon, 1973-77
- 4 Dick Bass, 1962-66
Eric Dickerson, 1983-86

Most Consecutive Seasons Leading Team

- 8 Steven Jackson, 2005-12
- 6 Marshall Faulk, 1999-2006
- 5 Lawrence McCutcheon, 1973-77
- 4 Eric Dickerson, 1983-86

ATTEMPTS**Career**

- 2,395 Steven Jackson, 2004-12
- 1,525 Eric Dickerson, 1983-87
- 1,447 Marshall Faulk, 1999-2006

Season

- 404 Eric Dickerson, 1986
- 390 Eric Dickerson, 1983
- 379 Eric Dickerson, 1984

Season, Rookie

- †390 Eric Dickerson, 1983
- 294 Jerome Bettis, 1993
- 250 Zac Stacy, 2013

Game

- 39 Jerome Bettis, vs. Chicago, 1/2/94
- 38 Eric Dickerson, @ St. Louis, 9/7/86
- 36 Charles White, @ Philadelphia, 9/15/85

Game, Opponent

- 41 Rodney Hampton, @ New York Giants, 9/19/93
Gerald Riggs, @ Atlanta, 11/17/85
- 35 Lynn Cain, Atlanta, 10/7/84
Gerald Riggs, Atlanta, 10/12/86
- 33 Shaun Alexander, @ Seattle, 11/13/05
Maurice Jones-Drew, @ Jacksonville, 10/18/09

YARDS GAINED**Career**

- 10,135 Steven Jackson, 2004-12
- 7,245 Eric Dickerson, 1983-87
- 6,959 Marshall Faulk, 1999-2006

Season

- *2,105 Eric Dickerson, 1984
- 1,821 Eric Dickerson, 1986
- 1,808 Eric Dickerson, 1983

Season, Rookie

- 1,808 Eric Dickerson, 1983
- 1,429 Jerome Bettis, 1993
- 1,106 Todd Gurley, 2015**
- 973 Zac Stacy, 2013

Game

- 247 Willie Ellison, vs. New Orleans, 12/5/71
- 223 Tom Wilson, vs. Green Bay, 12/16/56
- 221 Greg Bell, vs. Green Bay, 9/24/89

Game, Rookie

- 223 Tom Wilson, vs. Green Bay, 12/16/56
- 212 Jerome Bettis, @ New Orleans, 12/12/93
- 199 Eric Dickerson, vs. Detroit, 10/2/83
- 159 Todd Gurley, @ Green Bay, 10/11/15**

Game, Opponent

- 253 DeMarco Murray, @ Dallas, 10/23/11
- 237 Jim Brown, @ Cleveland, 11/24/57
- 228 Beanie Wells, vs. Arizona, 11/27/11
- 212 Adrian Peterson, vs. Minnesota, 12/16/12

Longest Run

- 92t Kenny Washington, @ Chicago Cardinals, 11/2/47
- 89t Tre Mason, vs. Oakland, 11/20/14
- 85t Eric Dickerson, @ New York Jets, 9/25/83
- 84t Tom Harmon, @ Chicago Bears, 10/13/46

Longest Run, Opponents

- 91t DeMarco Murray, @ Dallas, 10/23/11
- 82t Adrian Peterson, vs. Minnesota, 12/16/12
- 80 Jamaal Charles, vs. Kansas City, 12/19/10
- 76t Najeh Davenport, vs. Green Bay, 10/19/03

Most Seasons, 1,000 or More Yards

- 8 Steven Jackson, 2005-12
- 4 Lawrence McCutcheon, 1973-74, 1976-77
Eric Dickerson, 1983-86
- 3 Marshall Faulk, 1999-01
- 2 Dick Bass, 1962, 1966
Wendell Tyler, 1979, 1981
Greg Bell, 1988-89
Jerome Bettis, 1993-94

Most Consecutive Seasons, 1,000 or More Yards

- 8 Steven Jackson, 2005-12
- 4 Eric Dickerson, 1983-86
- 3 Marshall Faulk, 1999-01



Most Games, 100 or More Yards, Career

38 Eric Dickerson, 1983-87
 33 Steven Jackson, 2004-12
 27 Marshall Faulk, 1999-2006

Most Games, 100 or More Yards, Season

11 Eric Dickerson, 1984
 9 Eric Dickerson, 1983
 7 Jerome Bettis, 1993
 Marshall Faulk, 1999
 Steven Jackson, 2009

Most Consecutive Games, 100 or More Yards

6 Eric Dickerson, 1984
 5 Eric Dickerson, 1986
 4 Eric Dickerson, 1983, 1984
 Jerome Bettis, 1994
 Marshall Faulk, 1999
 Marshall Faulk, 2003
 Steven Jackson, 2009

AVERAGE GAIN**Career (500 att.)**

5.182 Dan Towler, 1950-55 (674-3,493)
 4.833 Paul (Tank) Younger, 1949-57 (682-3,296)
 4.809 Marshall Faulk, 1999-2006 (1,447-6,959)

Season (Qualifiers)

7.40 Kenny Washington, 1947 (60-444)
 7.26 Skeet Quinlan, 1953 (97-705)
 6.77 Dan Towler, 1951 (126-854)

Game (10 att.)

14.6 Dan Towler, @ Baltimore, 11/22/53 (14-205)
 13.2 Kenny Washington, @ Chicago Cardinals, 11/2/47 (11-145)
 13.1 Dan Towler, @ Green Bay, 10/21/51 (11-144)

Game (10 att.), Opponent

13.8 George Talaferro, vs. New York Yanks, 11/18/51 (12-166)
 13.3 Frank Reagan, vs. New York Giants, 12/1/46 (10-133)
 12.6 Delvin Williams, vs. Miami, 11/9/80 (12-151)

RUSHING TOUCHDOWNS**Career**

58 Marshall Faulk, 1999-2006
 56 Eric Dickerson, 1983-87
 56 Steven Jackson, 2004-12

Season

18 Eric Dickerson, 1983
 Marshall Faulk, 2000
 16 Greg Bell, 1988
 15 Greg Bell, 1989

Season, Rookie

†18 Eric Dickerson, 1983
10 Todd Gurley, 2015
 7 Jerome Bettis, 1993
 7 Zac Stacy, 2013
 6 Dan Towler, 1952

Game

4 Marshall Faulk, vs. Minnesota, 12/10/00
 3 Many times, last by Steven Jackson, vs. Dallas, 11/19/08

Game, Opponent

4 Jim Brown, @ Cleveland, 11/24/57
 Ron Moore, @ Phoenix, 12/4/93
 3 Many times, last by Maurice Jones-Drew, @ Jacksonville, 10/18/09
 2 Many times, last by Beanie Wells, @ARI, 11/25/12

PASSING**Most Seasons Leading Team**

9 Roman Gabriel, 1963-72
 8 Jim Everett, 1986-92
 Marc Bulger, 2002-09
 6 Norm Van Brocklin, 1950, 1952-1955, 1957

Most Consecutive Seasons Leading Team

9 Roman Gabriel, 1963-72
 8 Jim Everett, 1986-92
 Marc Bulger, 2002-09
 4 Norm Van Brocklin, 1952-1955

RATING**Highest, Career (1,500 att.)**

97.2 Kurt Warner, 1998-2003
 84.4 Marc Bulger, 2001-09
 79.3 Sam Bradford, 2010-

Highest, Season (Qualifiers)

109.2 Kurt Warner, 1999
 101.8 Trent Green, 2000
 101.4 Kurt Warner, 2001

Season, Rookie (Qualifiers)

81.8 Dieter Brock, 1985
 76.5 Sam Bradford, 2010
 72.4 Bob Waterfield, 1945

ATTEMPTS**Career**

3,313 Roman Gabriel, 1962-72
 3,277 Jim Everett, 1986-93
 3,171 Marc Bulger, 2001-09

Season

590 Sam Bradford, 2010
 588 Marc Bulger, 2006
 554 Jim Everett, 1990

Season, Rookie

590 Sam Bradford, 2010
 368 Tony Banks, 1996
 365 Dieter Brock, 1985

Game

62 Marc Bulger, @ New York Giants, 10/2/05
 56 Marc Bulger, @ San Francisco, 9/11/05
 55 Mark Rypien, vs. Buffalo, 12/10/95
 Marc Bulger, vs. Chicago, 12/11/06
 Sam Bradford, vs. Minnesota, 12/16/12
 Sam Bradford, vs. Arizona, 9/12/10
 Sam Bradford, at Atlanta, 9/15/13

Game, Opponent

58 Kent Graham, @ Arizona, 9/29/96
 56 Drew Brees, vs. New Orleans, 12/15/2013
 54 Peyton Manning, vs. Denver, 11/16/14
 52 Tony Eason, vs. New England, 11/16/86
 Neil Lomax, @ St. Louis, 11/4/84
 Mark Brunell vs. Jacksonville, 10/20/96
 Ryan Lindley, @ Arizona, 11/25/12

COMPLETIONS**Career**

1,969 Marc Bulger, 2001-09
 1,847 Jim Everett, 1986-93
 1,705 Roman Gabriel, 1962-72

Season

375 Kurt Warner, 2001
 370 Marc Bulger, 2006
 354 Sam Bradford, 2010



| | |
|-------------|--|
| Game | |
| 5 | Bob Waterfield, vs. New York Bulldogs, 11/27/49 Norm Van Brocklin, vs. Detroit, 10/29/50 Norm Van Brocklin, @ New York Yanks, 9/28/51 Bob Waterfield, vs. Green Bay, 12/16/51 Roman Gabriel, vs. Cleveland, 12/12/65 Vince Ferragamo, vs. New Orleans, 11/2/80 Vince Ferragamo, vs. San Francisco, 10/23/83 Jim Everett, @ New York Giants, 9/25/88 Kurt Warner, vs. San Francisco, 10/10/99 |
| 4 | Many times, last by Marc Bulger, vs. Washington, 12/24/06 |
| 3 | Many times, last by Jared Goff, @ NO, 11/27/16 |

Game, Opponent

| | |
|---|---|
| 5 | Dan Marino, vs. Miami, 12/14/86 |
| 4 | Jeff George, @ Oakland, 9/28/97 Eli Manning, @ New York Giants, 10/2/05 Tom Brady, vs. New England, 10/28/12 Drew Brees, vs. New Orleans, 11/20/16 |
| 3 | Many times, last by E. Manning, vs. NYG, 12/21/14 |

Most Games, Four or More Touchdowns Passes, Career

| | |
|---|--|
| 6 | Norm Van Brocklin, 1949-57 Jim Everett, 1986-93 |
| 5 | Vince Ferragamo, 1977-80, 1982-84 |
| 4 | Roman Gabriel, 1962-72 |

Most Games, Four or More Touchdowns Passes, Season

| | |
|---|--|
| 4 | Vince Ferragamo, 1980 |
| 3 | Kurt Warner, 2001 |
| 2 | Norm Van Brocklin, 1957 Jim Everett, 1988 Jim Everett, 1990 Kurt Warner, 2000 |

HAD INTERCEPTED

| | |
|--|---|
| Career | |
| 128 | Bob Waterfield, 1945-52 |
| 127 | Norm Van Brocklin, 1949-57 |
| 123 | Jim Everett, 1986-93 |
| Season | |
| 24 | Bob Waterfield, 1949 |
| 23 | Vince Ferragamo, 1983 |
| 22 | Bill Wade, 1958 Kurt Warner, 2001 Marc Bulger, 2003 |
| Game | |
| 7 | Parker Hall, vs. Green Bay, 11/18/42 Bob Waterfield, @ Green Bay, 10/17/58 |
| 6 | Norm Van Brocklin, vs. Baltimore, 12/4/54 Bill Wade, vs. Detroit, 10/26/56 Norm Van Brocklin, vs. Detroit, 10/13/57 Chris Chandler, @ Carolina, 12/12/04 |
| 5 | Norm Van Brocklin, @ San Francisco, 10/28/51 Ryan Fitzpatrick, @ Minnesota, 12/11/05 Gus Frerotte, @ Baltimore, 10/14/07 |
| Most Consecutive Passes Attempted, None Intercepted | |
| 249 | Marc Bulger, 2005-06 |
| 206 | Roman Gabriel, 1968-69 |
| 169 | *Sam Bradford, 2010 |

LOWEST PERCENTAGE PASSES INTERCEPTED

| | |
|--------------------------|------------------------------------|
| Career (500 att.) | |
| 2.15 | Sam Bradford, 2010- (1,760-38) |
| 2.93 | Marc Bulger, 2001-09 (3,171-93) |
| 3.38 | Roman Gabriel, 1962-72 (3,313-112) |

Season (Qualifiers)

| | |
|------|-----------------------------|
| 1.40 | Marc Bulger, 2006 (588-8) |
| 1.75 | Roman Gabriel, 1969 (399-7) |
| 2.08 | Trent Green, 2000 (240-5) |

Season, Rookie (Qualifiers)

| | |
|------|-----------------------------|
| 2.54 | Sam Bradford, 2010 (590-15) |
| 3.56 | Dieter Brock, 1985 (365-13) |
| 4.07 | Tony Banks, 1996 (368-15) |

TIMES SACKED

Career

| | |
|-----|------------------------|
| 279 | Roman Gabriel, 1962-72 |
| 254 | Marc Bulger, 2001-09 |
| 186 | Jim Everett, 1986-93 |

Season

| | |
|----|---|
| 51 | Dieter Brock, 1985 |
| 49 | Marc Bulger, 2006 |
| 48 | Roman Gabriel, 1966 Tony Banks, 1996 |

Game

| | |
|----|--|
| 10 | Bill Munson, @ San Francisco, 12/6/64 James Harris, vs. San Francisco, 10/11/76 |
| 8 | Roman Gabriel, @ Green Bay, 9/25/66 Tony Banks, vs. San Francisco, 10/25/98 |
| 7 | Many times, Last by Austin Davis, at Kansas City, 10/26/14 |

Game, Opponent

| | |
|----|---|
| 10 | Bob Barry, vs. Atlanta 9/28/65 |
| 9 | Mike Ray, vs. Tampa Bay, 11/5/78 Dave Wilson, vs. New Orleans, 11/3/85 Steve Beuerlein, @ Los Angeles Raiders, 9/18/88 Rob Johnson, @ Buffalo, 9/20/98 Kevin Kolb, vs. Arizona, 10/4/12 |
| 8 | Joe Montana, @ San Francisco, 12/18/88 Daunte Culpepper, vs. Minnesota, 11/30/03 |
| 8 | Colin Kaepernick, @ San Francisco, 11/3/15 |

PASS RECEIVING

RECEPTIONS

Most Seasons Leading Team

| | |
|---|-----------------------|
| 9 | Henry Ellard, 1984-93 |
| 7 | Torry Holt, 1999-2008 |
| 5 | Tom Fears, 1948-55 |

Most Consecutive Seasons Leading Team

| | |
|---|-----------------------|
| 8 | Henry Ellard, 1984-91 |
| 7 | Torry Holt, 2002-08 |
| 4 | Jim Phillips, 1960-63 |

Career

| | |
|-----|-------------------------|
| 942 | Isaac Bruce, 1994-2007 |
| 869 | Torry Holt, 1999-2008 |
| 593 | Henry Ellard, 1983-1993 |

Season

| | |
|-----|-------------------|
| 119 | Isaac Bruce, 1995 |
| 117 | Torry Holt, 2003 |
| 102 | Torry Holt, 2005 |

Season, Rookie

| | |
|----|----------------------|
| 54 | Eddie Kennison, 1996 |
| 53 | Donnie Avery, 2008 |
| 52 | Torry Holt, 1999 |

Season, Running Back

| | |
|----|----------------------|
| 90 | Steven Jackson, 2006 |
| 87 | Marshall Faulk, 1999 |
| 83 | Marshall Faulk, 2001 |



Game
 18 Tom Fears, vs. Green Bay, 12/3/50
 15 Willie Anderson, @ New Orleans, 11/26/89
 Isaac Bruce, vs. Miami, 12/24/95
 Danny Amendola, vs. Washington, 9/16/12
 14 Dick Hoerner, vs. New York Yanks, 11/19/50

Game, Opponent
 16 Jerry Rice, @ San Francisco, 11/20/94
 Keenan McCardell, vs. Jacksonville, 10/20/96
 13 Larry Centers, @ Arizona, 9/29/96
 12 Andre Rison, @ Atlanta, 9/11/94

Most Consecutive Games, Pass Reception

153 Torry Holt, 1999-2008
 81 Henry Ellard, 1986-92
 Marshall Faulk, 1999-2004
 70 Jim Phillips, 1958-63

Most Seasons 50 or More Pass Receptions

11 Isaac Bruce, 1995-97, 1999-2004, 2006-07
 10 Torry Holt, 1999-2008
 7 Henry Ellard, 1985, 1987-1991, 1993

YARDS

Most Seasons Leading Team

9 Henry Ellard, 1984-91, 1993
 Torry Holt, 2000-08
 5 Tom Fears, 1948-55

Most Consecutive Seasons Leading Team

9 Torry Holt, 2000-08
 8 Henry Ellard, 1984-91
 4 Jim Phillips, 1960-63

Career

14,109 Isaac Bruce, 1994-2007
 12,660 Torry Holt, 1999-2008
 9,761 Henry Ellard, 1983-93

Season

1,781 Isaac Bruce, 1995
 1,696 Torry Holt, 2003
 1,635 Torry Holt, 2000

Season, Rookie

924 Eddie Kennison, 1996
 788 Torry Holt, 1999
 786 Bucky Pope, 1964

Season, Running Back

1,049 Marshall Faulk, 1999
 830 Marshall Faulk, 2000
 825 Amp Lee, 1997

Game

*336 Willie Anderson, @ New Orleans, 11/26/89
 303 Jim Benton, @ Detroit, 11/22/45
 238 Harold Jackson, vs. Dallas, 10/14/73

Game, Rookie

226 Eddie Kennison, @ Atlanta, 12/15/96
 208 Jim Phillips, @ Green Bay, 11/16/58
 163 Donnie Avery, @ New England, 10/26/08

Game, Opponent

286 John Taylor, vs. San Francisco, 12/11/89
 257 Billy Wilson, vs. San Francisco, 10/3/54
 241 Jerry Rice, @ San Francisco, 12/9/85

Longest Pass Reception

96t Ollie Matson (from Frank Ryan), vs. Pittsburgh, 10/1/61
 95t Bucky Pope (from Bill Munson), vs. Green Bay, 12/13/64
 93t Jim Phillips (from Bill Wade), @ Green Bay, 11/16/58
 Wendell Tucker (from Roman Gabriel), vs. San Francisco, 11/9/69

Most Seasons, 1,000 or More Yards Pass Receiving

8 Isaac Bruce, 1995-96, 1999-2002, 2004 2006
 8 Torry Holt, 2000-07
 4 Henry Ellard, 1988-91

Most Games, 100 or More Yards Pass Receiving, Career

46 Torry Holt, 1999-2008
 43 Isaac Bruce, 1994-2007
 26 Henry Ellard, 1983-93

Most Games, 100 or More Yards Pass Receiving, Season

10 Torry Holt, 2003
 9 Isaac Bruce, 1995
 8 Elroy Hirsch, 1951
 Torry Holt, 2000

Most Consecutive Games, 100 or More Yards, Pass Receiving

6 Isaac Bruce, 1995
 5 Elroy Hirsch, 1951
 Bob Boyd, 1954
 3 Isaac Bruce, 2004

Most Consecutive Games, 150 or More Yards, Pass Receiving

3 Isaac Bruce, 1995
 2 Tom Fears, 1950-51
 Torry Holt, 2000
 Torry Holt, 2003
 Torry Holt, 2004

AVERAGE GAIN

Career (150 receptions)

20.5 Bob Boyd, 1950-57 (176-3,611)
 20.3 Willie Anderson, 1988-94 (259-5,246)
 18.3 Elroy Hirsch, 1949-57 (343-6,289)

Game (3 receptions)

*63.0 Torry Holt, @ Atlanta, 9/24/00 (3-189)
 50.3 Jack Snow, @ Baltimore, 10/15/67 (3-151)
 49.7 Bob Boyd, @ Green Bay, 10/17/54 (3-149)

Game (3 receptions), Opponent

55.3 Koren Robinson, vs. Seattle, 10/20/02 (3-166)
 49.3 Charley Taylor, vs. Washington, 10/22/67 (3-148)
 44.0 Charles Wilson, vs. Tampa Bay, 12/11/94 (4-176)

TOUCHDOWNS

Career

84 Isaac Bruce, 1994-2007
 74 Torry Holt, 1999-2008
 53 Elroy Hirsch, 1949-57

Season

17 Elroy Hirsch, 1951
 13 Harold Jackson, 1973
 Isaac Bruce, 1995
 12 Isaac Bruce, 1999
 Torry Holt, 2003

Season, Rookie

10 Bucky Pope, 1964
 8 Eddie Kennison, 1996
 6 Leon Clarke, 1956
 Torry Holt, 1999

Game

4 Bob Shaw, vs. Washington, 12/11/49
 Elroy Hirsch, @ New York Yanks, 9/28/51
 Harold Jackson, vs. Dallas, 10/14/73
 Isaac Bruce, vs. San Francisco, 10/10/99
 3 Many times, Last by Torry Holt, vs. Seattle, 10/15/06
 2 Many times, Last by Tavon Austin, at Ari., 10/4/15

Game, Opponent

4 Mike Ditka, vs. Chicago, 10/13/63
 3 Many times, last by Torrey Smith, vs. Baltimore, 9/25/11



2 Many times, last by Odell Beckham, vs. NYG, 12/21/14

Most Consecutive Games, Touchdown

11 Elroy Hirsch, 1950-51
6 Henry Ellard, 1988-89
5 Jim Benton, 1938-39
Jack Snow, 1967-68
Harold Jackson, 1973
Torry Holt, 2003, 2006

PUNTING

Career

449 Donnie Jones, 2007-11
439 Johnny Hekker, 2012-present
432 Dale Hatcher, 1985-89, 1991

Season

105 Donnie Jones, 2011
98 Johnny Hekekr, 2016
97 Dale Hatcher, 1986
96 Johnny Hekker, 2015

Season, Rookie

93 Ken Clark, 1979
87 Dale Hatcher, 1985
82 Johnny Hekker, 2012
77 Rusty Jackson, 1976

Game

12 Parker Hall, vs. Green Bay, 11/26/39
Rusty Jackson, @ San Francisco, 11/21/76
11 Danny Villanueva, vs. Dallas, 9/30/62
Danny Villanueva, @ Pittsburgh, 9/13/64
Donnie Jones, vs. San Francisco, 1/3/2010
10 Many times, last by Johnny Hekker, at San Francisco, 9/12/16

Game, Opponent

14 George Taliaferro, vs. New York Yanks, 9/28/51
11 Tom Girard, vs. Green Bay, 12/3/50
Gerry Collins, vs. Cleveland, 12/12/65
Bobby Joe Green, @ Chicago, 12/2/73
Tom Wittum, @ San Francisco, 11/21/76
Hermon Weaver, @ Seattle, 11/4/79
10 Many times, Last by Tommy Barnhardt, @ New Orleans, 11/26/89

Longest Punt

88 Bob Waterfield, @ Green Bay, 10/17/48
86 Bob Waterfield, @ Green Bay, 10/5/47
80 Donnie Jones, @ Seattle, 10/21/07
Parker Hall, vs. Philadelphia 12/3/39

Longest Punt, Opponent

76 Sammy Baugh, @ Washington, 11/5/44
75 Sam Baker, vs. Dallas, 9/30/62
74 Jack Jacobs, @ Green Bay, 10/5/47

AVERAGE GROSS YARDS

Career (250 punts)

46.9 Johnny Hekker, 2012-present (439 - 20,585)
46.6 Donnie Jones, 2007-11 (449 - 20,924)
44.3 Danny Villanueva, 1961-64 (296 -13,009)

Season (Qualifiers)

50.0 Donnie Jones, 2008 (82-4,100)
47.9 Johnny Hekker, 2015 (96-4,601)
47.8 Johnny Hekker, 2016 (98-4,680)

Season, Rookie (Qualifiers)

45.8 Johnny Hekker, 2012 (82-3,756)
43.6 John Misko, 1982 (45-1,961)
43.2 Dale Hatcher, 1985 (87-3,735)

Game (4 punts)

56.9 Johnny Hekker, vs. Arizona, 10/4/12 (7-398)
56.3 Donnie Jones, vs. Arizona, 11/22/09 (4-225)
56.2 Donnie Jones, vs. Buffalo, 9/28/08 (5-281)
56.0 Donnie Jones, vs. Arizona, 10/7/07 (4-224)

Game, Opponent (4 Punts)

59.5 Mike Scifres, vs. Chargers, 10/17/10 (6-357)
57.3 Fred Morrison, @ Chicago Bears, 11/16/52 (4-229)
56.8 Sammy Baugh, @ Washington, 10/26/41 (6-341)

HAD BLOCKED

Career

5 Bob Waterfield, 1945-52
4 Dale Hatcher, 1985-89, 1991
2 Many players, last by John Misko, 1982-84

Season

2 Bob Waterfield, 1950
Jon Kilgore, 1967
Rusty Jackson, 1976
Glen Walker, 1978
Ken Clark, 1979

1 Many times, last by Johnny Hekker, 2014

Most Consecutive Punts, None Blocked

425 Donnie Jones, 2007-2011
380 Sean Landeta, 1993-96, 2003-04
299 Norm Van Brocklin, 1951-57

PUNT RETURNS

Most Seasons Leading Team

5 Henry Ellard, 1983-93
4 Jon Arnett, 1957-63
Jim Bertelsen, 1972-76
3 Verda (V.T.) Smith, 1949-53
Woodley Lewis, 1950-55
Alvin Haymond, 1969-71
LeRoy Irvin, 1980-89
Eddie Kennison, 1996-98
Az-Zahir Hakim, 1998-2001

Most Consecutive Seasons Leading Team

5 Henry Ellard, 1983-87
4 Jim Bertelsen, 1972-76
3 Verda (V.T.) Smith, 1949-51
Woodley Lewis, 1952-54
Alvin Haymond, 1969-71
LeRoy Irvin, 1980-82
Eddie Kennison, 1996-98
Az-Zahir Hakim, 1999-2001

RETURNS

Career

149 Tavon Austin, 2013-present
146 LeRoy Irvin, 1980-89
135 Henry Ellard, 1983-93

Season

56 Eddie Brown, 1979
53 Alvin Haymond, 1970
Todd Kinchen, 1995
52 Jackie Wallace, 1978

Season, Rookie

42 LeRoy Irvin, 1980
30 Tavon Austin, 2013
29 Darryl Henley, 1989
Eddie Kennison, 1996
27 Verda (V.T.) Smith, 1949



| | |
|-------------|---|
| Game | |
| 7 | Many times, last by Tavon Austin, vs. Atlanta, 12/11/16 |
| 6 | Many times, last by Vernon Turner, vs. New England, 9/13/92 |
| 5 | Many times, last by Danny Amendola, vs. San Francisco, 1/3/2010 |

Game, Opponent

| | |
|---|---|
| 8 | Kevin Miller vs. Minnesota, 12/2/79 DeSean Jackson, @ Philadelphia, 9/7/08 |
| 7 | Many times, last by Leon Washington, vs. Seattle, 11/20/11 |

YARDS GAINED

Career

| | |
|--------------|-----------------------------------|
| 1,527 | Henry Ellard, 1983-93 |
| 1,451 | LeRoy Irvin, 1980-89 |
| 1,318 | Tavon Austin, 2013-present |

Season

| | |
|-----|----------------------|
| 618 | Jackie Wallace, 1978 |
| 615 | LeRoy Irvin, 1981 |
| 501 | Henry Ellard, 1985 |

Season, Rookie

| | |
|-----|--------------------------|
| 427 | Verda (V.T.) Smith, 1949 |
| 423 | Eddie Kennison, 1996 |
| 296 | Henry Ellard, 1983 |

Game

| | |
|------------|---|
| *207 | LeRoy Irvin, @ Atlanta, 11/14/81 |
| 145 | Tavon Austin, @ Indianapolis, 11/10/13 |
| 143 | Tavon Austin, @ Washington, 12/7/14 |

Game, Opponent

| | |
|-----|--|
| 128 | Tyrone Hughes, vs. New Orleans, 10/3/93 Darrien Gordon, @ San Diego, 11/27/94 |
| 127 | Patrick Peterson, @ Arizona, 11/6/11 |
| 125 | Dana McLemore, @ San Francisco, 11/16/80 |
| 122 | Robert Brooks, @ Green Bay, 10/9/94 |

Longest Punt Return

| | |
|------------|--|
| *103t | Robert Bailey, @ New Orleans, 10/23/94 |
| 98t | Tavon Austin, @Indianapolis, 11/10/13 |
| 90t | Dick Bass, vs. Green Bay, 12/17/61 |
| 90t | Stedman Bailey vs. Seattle, 10/19/14 |
| 88t | Tom Harmon, vs. Detroit, 11/23/47 |
| 88t | Nick Miller, vs. Arizona, 11/27/11 |

Longest Punt Return, Opponent

| | |
|-----|--|
| 99t | Patrick Peterson, @ Arizona, 11/6/11 |
| 94t | Darrien Gordon, @ Denver, 9/14/97 |
| 93t | Dana McLemore, @ San Francisco, 1/2/82 |
| 90t | Nate Burleson, @ Seattle, 11/12/06 |

AVERAGE YARDAGE

Career (Min. 75 ret.)

| | |
|------|---------------------------------------|
| 11.4 | Az-Zahir Hakim, 1998-2001 (112-1,278) |
| 11.3 | Henry Ellard, 1983-93 (135-1,527) |
| 11.1 | Danny Amendola, 2009-12 (81-899) |

Season (Qualifiers)

| | |
|------|-----------------------------------|
| 18.5 | Woodley Lewis, 1952 (19-351) |
| 15.8 | Verda (V.T.) Smith, 1949 (27-427) |
| 15.6 | Les Horvath, 1948 (13-203) |

Season, Rookie (Qualifiers)

| | |
|------|-----------------------------------|
| 15.8 | Verda (V.T.) Smith, 1949 (27-427) |
| 14.6 | Eddie Kennison, 1996 (29-423) |
| 14.5 | Jim Bertelsen, 1972 (16-232) |

Game (3 returns)

| | |
|-------------|--|
| 40.0 | Woodley Lewis @ Detroit, 10/18/53 (3-120) |
| 39.3 | Jon Arnett vs. Chicago, 11/2/58 (3-118) |
| 36.3 | Tavon Austin @ Indianapolis, 11/10/13 (4-145) |

35.8 Tavon Austin, @ Washington, 12/7/14 (4-143)

34.7 Henry Ellard @ Atlanta, 10/22/84 (3-104)

Game, Opponent (3 returns)

| | |
|------|---|
| 36.0 | Art Jones, vs. Pittsburgh, 9/7/41 (3-108) George McAfee, @ Chicago Bears, 10/10/48 (3-108) |
| 32.0 | Tyrone Hughes, vs. New Orleans, 13/3/93 (4-128) |
| 31.8 | Patrick Peterson, @ Arizona, 11/6/11 (4-127) |

TOUCHDOWNS

Career

| | |
|---|--|
| 4 | LeRoy Irvin, 1980-89 Henry Ellard, 1983-91 |
| 3 | Woodley Lewis, 1950-55 Eddie Kennison, 1996-98 |
| | Tavon Austin, 2013-present |
| 2 | Todd Kinchen, 1992-95 Az-Zahir Hakim, 1998-2001 |

Season

| | |
|----------|---|
| 3 | LeRoy Irvin, 1981 |
| 2 | Woodley Lewis, 1952 Henry Ellard, 1984 Todd Kinchen, 1992 Eddie Kennison, 1996 |
| 1 | Many times, last by Tavon Austin, 2015 |

Season, Rookie

| | |
|---|--|
| 2 | Todd Kinchen, 1992 Eddie Kennison, 1996 |
| 1 | Verda (V.T.) Smith, 1949 Henry Ellard, 1983 |
| | Tavon Austin, 2013 |

Game

| | |
|----------|---|
| †2 | Leroy Irvin, @ Atlanta, 10/11/81 Todd Kinchen, vs. Atlanta, 12/27/92 |
| 1 | Many times, last by Tavon Austin, @ GB., 10/11/15 |

Game, Opponent

| | |
|---|---|
| 2 | Jack Christiansen, vs. Detroit, 10/14/51 |
| 1 | Many times, last by Patrick Peterson, vs. Ari. 11/25/11 |

KICKOFF RETURNS

Most Seasons Leading Team

| | |
|---|---|
| 5 | Ron Brown, 1984-89, 1991 |
| 3 | Benny Cunningham, 2014-16 Fred Gehrke, 1940, 1945-49 Jon Arnett, 1957-63 Cullen Bryant, 1973-82, 1987 Drew Hill, 1979-84 Barry Redden, 1982-86 Tony Horne, 1998-00 |
| 2 | Woodley Lewis, 1950-55 Carver Shannon, 1962-64 Willie Ellison, 1967-72 Ron Smith, 1968-69 Vernon Turner, 1991-92 J.T. Thomas, 1995-98 Arlen Harris, 2003-04 Dante Hall, 2007-08 Danny Amendola, 2009-10 |

Most Consecutive Seasons Leading Team

| | |
|---|---|
| 5 | Ron Brown, 1985-89 |
| 3 | Benny Cunningham, 2014-16 Drew Hill, 1979-81 Barry Redden, 1982-84 Tony Horne, 1998-00 |
| 2 | Woodley Lewis, 1953-54 Carver Shannon, 1963-64 Ron Smith, 1968-69 Vernon Turner, 1991-92 |



Arlen Harris, 2003-04
Dante Hall, 2007-08
Danny Amendola, 2009-10

RETURNS

Career

171 Drew Hill, 1979-84
169 Ron Brown, 1984-89, 1991
143 Tony Horne, 1998-2000

Season

66 Danny Amendola, 2009
60 Drew Hill, 1981
57 Tony Horne, 2000

Season, Rookie

56 Tony Horne, 1998
51 Arlen Harris, 2003
49 David Thompson, 1997

Game

9 Danny Amendola, @ Tennessee, 12/13/09
8 Tony Horne, @ Kansas City, 10/22/00
Chris Johnson, @ Indianapolis, 10/17/05
Derek Stanley, vs. Pittsburgh, 12/20/07
Danny Amendola, vs. Green Bay, 9/27/09
7 Many times, last by Danny Amendola, vs. Atlanta, 11/21/10

Game, Opponent

8 DeRon Jenkins, vs. San Diego, 10/1/00
Bethel Johnson, @ Minnesota, 12/31/06
Pierre Thomas, @ New Orleans, 11/11/07
7 Tim Dwight, @ Atlanta, 10/17/99
Dino Philyaw, vs. New Orleans, 11/28/99
Dino Philyaw, @ New Orleans, 12/12/99
Steve Smith, vs. Carolina, 11/11/01
Maurice Morris, vs. Seattle, 10/20/02
Kevin Kasper, vs. Arizona, 12/15/02
6 Many times, last by LaRod Stephens-Howling, vs. Arizona, 12/5/10

YARDS GAINED

Career

3,918 Ron Brown, 1984-89, 1991
3,577 Tony Horne, 1998-2000
3,438 Drew Hill, 1979-84

Season

1,618 Danny Amendola, 2009
1,379 Tony Horne, 2000
1,306 Tony Horne, 1998

Season, Rookie

1,306 Tony Horne, 1998
1,175 Arlen Harris, 2003
1,110 David Thompson, 1997

Game

267 Tony Horne, @ Kansas City, 10/22/00
229 Derek Stanley, vs. Pittsburgh, 12/20/07
217 Danny Amendola, @ Tennessee, 12/13/09

Game, Opponent

304 Tyrone Hughes, @ New Orleans, 10/23/94
294 Wally Triplett, vs. Detroit, 10/29/50
252 Steve Smith, vs. Carolina, 11/11/01

Longest Kickoff Return

105t Jon Arnett, vs. Detroit, 10/29/61
Travis Williams, vs. New Orleans, 12/5/71
103t Tom Wilson, @ Baltimore, 11/25/56
Tony Horne, vs. Atlanta 10/15/00
102t Tony Horne, vs. Atlanta, 11/29/98
102 Benny Cunningham, vs. TB 12/17/15

Longest Kickoff Return, Opponent

105t Abe Woodson, vs. San Francisco, 11/8/53
Stefan Logan, at Detroit, 10/10/10
104t Travis Williams, vs. Green Bay, 12/9/67
103t Russ Craft, vs. Philadelphia, 10/7/50

AVERAGE YARDAGE

Career (Min. 75 returns)

27.1 Benny Cunningham, 2013-present (95-2,575)
26.3 Ron Brown, 1984-89, 91 (149-3,918)
24.7 Tony Horne, 1998-2000 (143-3,575)
23.8 Woodley Lewis, 1950-55 (109-2,575)

Season (Qualifiers)

33.7 Verda (V.T.) Smith, 1950 (22-742)
32.8 Ron Brown, 1985 (28-918)
31.8 Tom Wilson, 1956 (15-477)

Season, Rookie (Qualifiers)

31.8 Tom Wilson, 1956 (15-477)
28.0 Jon Arnett, 1957 (18-504)
27.1 Ron Waller, 1955 (17-461)

Game (3 returns)

51.7 Tommy Wilson, vs. Green Bay, 12/6/59
51.5 Tony Horne, vs. Atlanta, 11/29/98
50.3 Verda (V.T.) Smith, vs. Detroit 10/29/50

Game, Opponent (3 returns)

73.5 Wally Triplett, vs. Detroit, 10/29/50
52.7 Abe Woodson, vs. San Francisco, 11/8/53
51.8 Joe Scott, @ New York Giants, 11/14/78

TOUCHDOWNS

Career

4 Ron Brown, 1984-89, 1991
Tony Horne, 1998-2000
3 Verda (V.T.) Smith, 1949-53
Cullen Bryant, 1973-82, 1987
2 Jon Arnett, 1957-63

Season

3 Verda (V.T.) Smith, 1950
Ron Brown, 1985
2 Tony Horne, 1999
1 Many times, last by Chris Johnson, 2005

Game

†2 Ron Brown, vs. Green Bay, 11/24/85
1 Many times, last by Chris Johnson, vs. Seattle, 10/9/05

Game, Opponent

2 Tyrone Hughes, @ New Orleans, 10/23/94
Devin Hester, vs. Chicago, 12/11/06
1 Many times, last by Knile Davis, at Kansas City, 10/16/14

FIELD GOAL RETURNS

Longest Field Goal Return

99t Jerry Williams, vs. Green Bay, 12/16/51

Longest Field Goal Return, Opponent

83t Kevin Ross, vs. Atlanta, 10/12/95

COMBINED KICK RETURNS

MOST RETURNS

Career

215 Woodley Lewis, 1950-55
207 Danny Amendola, 2009-12
179 Jon Arnett, 1957-63

Season

97 Danny Amendola, 2009
90 Danny Amendola, 2010



88 Alvin Haymond, 1970
Todd Kinchen, 1995

YARDS GAINED

Game
294 Woodley Lewis, @ Detroit, 10/18/53
267 Tony Horne, @ Kansas City, 10/22/00
262 Dante Hall, @ Dallas, 9/30/07

Game, Opponent
347 Tyrone Hughes, @ New Orleans, 10/23/94
294 Wally Triplett, vs. Detroit, 10/29/50
267 Steve Smith, vs. Carolina, 11/11/01

TOUCHDOWNS

Career
4 Verda (V.T.) Smith, 1949-53
Woodley Lewis, 1950-55
LeRoy Irvin, 1980-89
Henry Ellard, 1983-91
Ron Brown, 1984-89, 1991
Tony Horne, 1998-2000
3 Jon Arnett, 1957-63
Cullen Bryant, 1973-82, 1987
Eddie Kennison, 1996-1998
2 Fred Gehrke, 1940, 1945-49
Tom Kalmanir, 1949-51
Todd Kinchen, 1992-95
Az-Zahir Hakim, 1998-2001

COMBINED NET YARDAGE

Includes rushing, receiving, interception returns, kickoff returns, punt returns, and fumble returns.

ATTEMPTS

Career
2,806 Steven Jackson, 2004-12
1,919 Marshall Faulk, 1999-2006
1,648 Eric Dickerson, 1983-87

Season
442 Eric Dickerson, 1983
436 Steven Jackson, 2006
432 Eric Dickerson, 1986

Season, Rookie
*442 Eric Dickerson, 1983
320 Jerome Bettis, 1993
250 Todd Gurley, 2015

Game
44 Jerome Bettis, vs. Chicago, 1/2/94 (ru 39, re 5)
39 Five times, last by Steven Jackson, vs. Washington, 12/24/06 (ru 33, re 6)
38 Jerome Bettis, @ Kansas City, 9/25/94 (ru 35, re 2)

YARDS

Career
14,311 Isaac Bruce, 1994-2007
13,538 Steven Jackson, 2004-12
12,732 Torry Holt, 1999-2008

Season
2,429 Marshall Faulk, 1999
2,401 Steven Jackson, 2006
2,259 Eric Dickerson, 1984

Season, Rookie
2,212 Eric Dickerson, 1983
1,801 Eddie Kennison, 1996
1,673 Jerome Bettis, 1993

Game
336 Willie Anderson, @ New Orleans, 11/26/89
314 Tavon Austin, @ Indianapolis, 11/10/13
303 Jim Benton, vs. Detroit, 11/22/45
286 Marshall Faulk, vs. Atlanta, 10/15/00

INTERCEPTIONS BY

Career
46 Ed Meador, 1959-70
37 Nolan Cromwell, 1977-87
34 LeRoy Irvin, 1980-89

Season
*14 Dick (Night Train) Lane, 1952
12 Woodley Lewis, 1950
11 Will Sherman, 1955

Season, Rookie
*14 Dick (Night Train) Lane, 1952
12 Woodley Lewis, 1950
9 George Sims, 1949
Don Burroughs, 1955

Game
3 Many times, last by Keith Lyle, @ Atlanta, 12/15/96
2 Many times, last by Trumaine Johnson, vs. Oakland, 11/30/14
1 Many times, last by Trumaine Johnson and Lamarcus Joyner vs. ARI, 1/1/17

Game, Opponent
4 Dave Baker, vs. San Francisco, 12/4/60
3 Many times, last by Adrian Wilson and Kerry Rhodes, vs. Arizona, 9/12/10
2 Many times, last by Patrick Peterson, at Arizona, 11/9/14

Consecutive Games Intercepted By

6 Will Sherman, 1954-55
5 Dick (Night Train) Lane, 1952
4 Nolan Cromwell, 1980
Kirk Collins, 1983
Oshiomogho Atogwe, 2007
Trumaine Johnson, 2015

YARDS GAINED

Career
671 Nolan Cromwell, 1977-87
654 LeRoy Irvin, 1980-89
547 Ed Meador, 1959-70

Season
298 Dick (Night Train) Lane, 1952
275 Woodley Lewis, 1950
205 Travis Fisher, 2003

Season, Rookie
298 Dick (Night Train) Lane, 1952
275 Woodley Lewis, 1950
152 Jack Morris, 1958

Game
107 Aaron Martin, vs. San Francisco, 10/18/64
106 Anthony Parker, vs. Jacksonville, 10/20/96
99 Johnnie Johnson, vs. Green Bay, 9/21/80
Janoris Jenkins @ San Diego, 11/23/14

Game, Opponent
111 Ace Parker, vs. Brooklyn, 11/17/40
108 Felix Wright, vs. Cleveland, 10/26/87
105 Malcolm Jenkins, at New Orleans, 12/12/10

Longest Returns
99t Johnnie Johnson, vs. Green Bay, 9/21/80
99t Janoris Jenkins, at San Diego, 11/23/14
98t Alec Ogletree, at Houston, 10/13/13



- 97t Herb Rich, vs. Dallas Texans, 11/2/52
- Bobby Smith, vs. San Francisco, 10/18/64
- 95t Will Sherman, vs. Green Bay, 12/16/56
- Longest Return, Opponent**
- 101t Richie Pettibon, @ Chicago, 12/9/62
- Henry Carr, vs. New York Giants, 11/13/66
- 99t Tim Lewis, @ Green Bay, 11/18/84
- Dominique Rodgers-Cromartie, @ Arizona, 12/7/08
- 97t Reggie Rutland, @ Minnesota, 12/15/91

TOUCHDOWNS

Career

- 5 Ed Meador, 1959-70
- LeRoy Irvin, 1980-89
- Janoris Jenkins, 2012-2015
- 4 Jack Pardee, 1957-70
- Jim Youngblood, 1973-84
- Rod Perry, 1975-82
- Nolan Cromwell, 1977-87
- Johnnie Johnson, 1980-89

Season

- 3 Monte Jackson, 1976
- Rod Perry, 1978
- Janoris Jenkins, 2012

FUMBLES

OPPONENTS' FUMBLES RECOVERED

Career

- 19 Johnnie Johnson, 1980-89
- 18 Ed Meador, 1959-70
- 17 Nolan Cromwell, 1977-87

Season

- 5 Andy Robustelli, 1955
- Bill Jabko, 1959
- Ed Meador, 1961
- Johnnie Johnson, 1981
- Brian Young, 2003
- 4 Many times, last by Anthony Parker, 1995
- 3 Many times, last by William Hayes, 2013

Longest Fumble Return

- 98t Toby Wright, @ New Orleans, 10/23/94
- 94t Keith Lyle, @ Atlanta, 9/24/00
- 93t Adam Archuleta, vs. Tampa Bay, 10/18/04

Longest Fumble Return, Opponent

- 85t Eric Hill, vs. Phoenix, 9/1/91
- 84t Larry Brink, vs. Chicago Bears, 11/28/54
- 82t Donnie Edwards, vs. San Diego, 11/10/02

OPPONENTS' FUMBLES RETURNED FOR TOUCHDOWNS

Career

- 2 Jack Dwyer, 1952-54
- Toby Wright, 1994-97
- Leonard Little, 1998
- 1 Mike Jones, 1997-2000
- Devin Bush, 1999-2001
- Dre' Bly, 1999-2002
- Aeneas Williams, 2001-04
- Adam Archuleta, 2001-05
- Victor Adeyanju, 2006
- Oshiomogho Atogwe, 2008
- Janoris Jenkins, 2012
- Daren Bates, 2013*
- Chris Long, 2013
- Robert Quinn, 2013**
- Rodney McLeod, 2015

- Akeem Ayers, 2015
- Ethan Westbrooks, 2016**

SACKS

TOTAL SACKS

Career (Unofficial)

- 159.5 David (Deacon) Jones, 1961-71
- 151.5 Jack Youngblood, 1971-84
- 94 Merlin Olsen, 1962-76

Season

- 22 David (Deacon) Jones, 1964
- David (Deacon) Jones, 1968
- 19 **Robert Quinn, 2013**
- 18 Jack Youngblood, 1979
- 17 Kevin Carter, 1999

Season, Rookie

- 9 **Aaron Donald, 2014**
- 8 David (Deacon) Jones, 1961
- 6 Kevin Carter, 1995
- 5 Sean Gilbert, 1992
- Robert Quinn, 2011**

Game

- 5 Gary Jeter, @ Los Angeles Raiders, 9/18/88
- 4.5 Kevin Greene, @ San Francisco, 12/18/88
- 4 Sean Gilbert, vs. Pittsburgh, 9/12/93
- Leonard Little, vs. Minnesota, 11/30/03
- 3 Many Times, last William Hayes, @ Seattle, 12/27/15

Game, Opponent

- 4 Edmund Nelson, vs. Pittsburgh, 9/16/84
- Roy Barker, vs. San Francisco 10/25/98
- Darryl Tapp, @ Seattle 10/21/07
- 3 Many times, last by Chris Clemons, vs. Seattle, 11/20/11
- 2.5 John Rade, @ Atlanta, 11/17/85
- Reggie White, @ Green Bay, 9/3/95
- Kevin Greene, vs. Carolina 11/17/96
- DaShon Polk, @ Houston 11/27/05
- Bryant Young, @ San Francisco 11/18/07
- Brian Orakpo, vs. Washington, 10/2/11
- Isreal Idonije, @ Chicago, 9/23/12

TACKLES

COMBINED TACKLES

Career

- 1,015 James Laurinaitis, 2009-2015
- 915 Merlin Olsen, 1962-76
- 897 Jack Reynolds, 1970-80
- 896 David (Deacon) Jones, 1961-71

Season

- 193 London Fletcher, 2000
- 189 London Fletcher, 2001
- 185 Jim Collins, 1984

BLOCKED KICKS

BLOCKED PUNTS

Career

- 10 Ed Meador, 1959-70
- 8 Jack Youngblood, 1971-84
- David (Deacon) Jones, 1961-71
- 6 Ivory Sully, 1979-84
- Nolan Cromwell, 1977-87

Season

- 4 Ed Meador, 1964
- 3 Ed Meador, 1962
- Irv Cross, 1966
- Tony Guillory 1967
- Nolan Cromwell, 1987



TEAM RECORDS



GAMES WON

Most Consecutive Games Won (Including postseason)

| | |
|----|------------------------|
| 11 | 1969 |
| 8 | 1952, 1967, 2001 |
| 7 | 1978, 1985, 1999, 2003 |

Most Games Won, Season (Regular Season)

| | |
|----|------------------------|
| 14 | 2001 |
| 13 | 1999 |
| 12 | 1973, 1975, 1978, 2003 |

Most Consecutive Games Won, Season (Including postseason)

| | |
|----|------------------------|
| 11 | 1969 |
| 8 | 1952, 1967, 2001 |
| 7 | 1978, 1985, 1999, 2003 |

Most Consecutive Home Games Won (Regular Season)

| | |
|----|------------------|
| 15 | 2002-04 |
| 13 | 1998-2000 |
| 11 | 1973-74, 1976-78 |

Most Consecutive Road Games Won (Regular Season)

| | |
|---|---------|
| 9 | 2000-02 |
| 7 | 1967-68 |
| | 1968-69 |
| | 1975-76 |
| 5 | 1988 |

GAMES LOST

Most Consecutive Games Lost (Regular Season)

| | |
|----|------------------|
| 17 | 2008-09 |
| 12 | 1937-38, 1959-60 |
| 11 | 1991-92 |

Most Consecutive Home Games Lost (Regular Season)

| | |
|----|---------|
| 14 | 2008-10 |
| 11 | 1961-63 |
| 8 | 1997-98 |

Most Consecutive Away Games Lost (Regular Season)

| | |
|----|---------------------------|
| 12 | 1991-92 |
| 10 | 1961-62 |
| 9 | 1956-57, 1964-65, 2008-09 |

SCORING

Most Points, Season

| | |
|-----|------|
| 540 | 2000 |
| 526 | 1999 |
| 503 | 2001 |

Most Points, Opponent, Season

| | |
|-----|------|
| 471 | 2000 |
| 465 | 2008 |
| 438 | 2007 |

Fewest Points, Season

| | |
|-----|------|
| 75 | 1937 |
| 116 | 1941 |
| 131 | 1938 |

Fewest Points, Opponent, Season

| | |
|-----|------|
| 135 | 1975 |
| 136 | 1945 |
| 146 | 1977 |

Most Points, Game

| | |
|----|-------------------------|
| 70 | vs. Baltimore, 10/22/50 |
| 65 | vs. Detroit, 10/29/50 |
| 59 | vs. Atlanta, 12/4/76 |
| | vs. Atlanta, 11/10/96 |

Most Points, Opponent, Game

| | |
|----|-------------------------|
| 56 | @ Philadelphia, 10/8/50 |
| | @ Baltimore, 11/25/56 |
| 54 | @ Kansas City, 10/22/00 |
| 52 | vs. Chicago, 10/13/63 |

Most Points, Both Teams, Game

| | |
|----|---------------------------------------|
| 97 | Rams 70, Baltimore 27, 10/22/50 |
| 89 | Rams 52, New York Giants 37, 11/14/48 |
| | Rams 65, Detroit 24, 10/29/50 |
| 88 | Rams 57, vs. San Diego 31 10/1/00 |
| | @ Kansas City 54, Rams 34, 10/22/00 |

Fewest Points, Both Teams, Game

| | |
|---|---|
| 6 | Many times, last @ New Orleans 6, Rams 0, 11/9/86 |
| 7 | vs. Chicago Cardinals 7, Rams 0, 11/23/41 |
| | @ Chicago Cardinals 7, Rams 0, 9/13/42 |
| 9 | @ Green Bay 6, Rams 3, 11/14/65 |
| | Rams 9, @ Cleveland 0, 11/27/77 |

Most Points Overcome to Win Game

| | |
|----|--|
| 24 | @ Tampa Bay, 12/6/92, (trailed 3-27, won 31-27) |
| 22 | @ Green Bay, 10/12/52, (trailed 6-28, won 30-28) |
| 21 | @ Green Bay, 11/17/57, (trailed 3-24, won 31-27) |
| | @ Houston, 11/27/05, (trailed 3-24, won 33-27) |

Most Points, Opponent, Overcome to Win Game

| | |
|----|--|
| 23 | @ Green Bay, 9/12/82, (trailed 23-0, won 35-23) |
| 21 | vs. Denver, 12/12/82, (trailed 21-0, won 27-24) |
| | vs. Dallas, 9/21/14, (trailed 21-0, won 34-31) |
| 18 | vs. New Orleans, 10/28/01, (trailed 24-6, won 34-31) |

Most Points Overcome to Tie Game

| | |
|----|--|
| 28 | vs. Philadelphia, 10/3/48, (trailed 0-28, tied 28-28) |
| 17 | @ Chicago Cardinals, 11/15/53, (trailed 17-0, tied 24-24) |
| 14 | @ Chicago Bears, 10/13/46, (trailed 24-10, tied 24-24) |
| | @ Chicago Cardinals, 11/20/49, (trailed 28-14, tied 28-28) |
| | @ Minnesota, 11/25/62, (trailed 24-10, tied 24-24) |

Most Points, First Half

| | |
|----|-------------------------|
| 44 | vs. Green Bay, 9/21/80 |
| 38 | vs. Green Bay, 9/24/89 |
| | vs. Oakland, 11/30/14 |
| 36 | vs. St. Louis, 12/15/85 |

Most Points, Opponent, First Half

| | |
|----|---------------------------|
| 42 | @ Baltimore, 11/25/56 |
| 40 | @ New York Jets, 11/9/08 |
| 38 | @ San Francisco, 10/28/51 |

Most Points, Both Teams, First Half

| | |
|----|--|
| 55 | vs. New York Yanks, 11/18/51 (Rams 34, Yanks 21) |
| | vs. Detroit, 10/30/60 (Rams 34, Lions 21) |
| 51 | vs. Green Bay, 9/21/80 (Rams 44, Packers 7) |
| 50 | vs. Atlanta, 10/15/00 (Rams 29, Falcons 21) |

Most Points, Second Half

| | |
|----|-------------------------|
| 41 | vs. Detroit, 10/29/50 |
| 38 | vs. Chicago, 11/4/51 |
| 35 | vs. Baltimore, 10/22/50 |
| | vs. Green Bay, 12/3/50 |
| | vs. Atlanta, 12/4/76 |

Most Points, Opponent, Second Half

| | |
|----|-----------------------------|
| 35 | vs. Minnesota, 11/17/72 |
| | @ Green Bay, 9/12/82 |
| 33 | vs. St. Louis, 9/23/60 |
| 31 | vs. Cleveland, 10/7/51 |
| | vs. San Francisco, 10/23/83 |
| | vs. Green Bay, 9/24/89 |

Most Points, Both Teams, Second Half

| | |
|----|---|
| 56 | vs. Minnesota, 11/17/72 (Vikings 35, Rams 21) |
| 55 | vs. Detroit, 10/29/50 (Rams 41, Lions 14) |
| | @ New York Giants, 11/19/50 (Giants 28, Rams 27) |
| 52 | @ New York Giants, 11/14/48 (Rams 31, Giants 21) |
| | vs. Chicago Cardinals, 11/11/51 (Rams 38, Cardinals 14) |

*NFL Record

† Ties NFL Record



Most Points, First Quarter

- 26 vs. Green Bay, 12/12/53
- 24 vs. Seattle, 10/31/76
- vs. New England, 11/2/80
- 21 Many times, last vs. Oakland, 11/30/14

Most Points, Opponent, First Quarter

- 28 @ Oakland, 10/29/72
- 21 Twice, last vs. Baltimore, 9/25/11
- 20 @ Kansas City, 10/22/00

Most Points, Both Teams, First Quarter

- 34 vs. Baltimore, 10/22/50 (Rams 21, Colts 13)
- 33 vs. Green Bay, 12/12/53 (Rams 26, Packers 7)
- 28 vs. New Orleans, 12/5/71 (Rams 21, Saints 7)
- @ Oakland, 10/29/72 (Raiders 28, Rams 0)
- vs. Dallas, 10/19/08 (Rams 21, Cowboys 7)
- vs. Chicago, 11/24/13 (Rams 21, Bears 7)

Most Points, Second Quarter

- 37 vs. Green Bay, 9/21/80
- 28 @ New Orleans, 10/7/79
- @ Atlanta, 12/9/79
- vs. Green Bay, 9/24/89
- vs. Indianapolis, 12/30/01
- 24 vs. Green Bay, 12/14/58
- vs. Detroit, 10/30/60
- vs. Pittsburgh, 9/22/68

Most Points, Opponent, Second Quarter

- 28 Many times, last @ San Francisco, 11/16/08
- 24 vs. Arizona, 11/2/08
- 23 vs. Minnesota, 12/16/12

Most Points, Both Teams, Second Quarter

- 45 vs. Detroit, 10/30/60 (Rams 24, Lions 21)
- 44 vs. Green Bay, 9/21/80 (Rams 37, Packers 7)
- 42 @ Detroit, 10/12/58 (Rams 21, Lions 21)

Most Points, Third Quarter

- *41 vs. Detroit, 10/29/50
- 28 vs. Chicago Cards, 11/11/51
- 21 Many times, last at Houston, 10/13/13

Most Points, Opponent, Third Quarter

- 25 vs. New Orleans, 10/28/01
- 21 Many times, last @ Dallas, 9/30/07
- 20 Three times, last vs. San Francisco, 10/22/95

Most Points, Both Teams, Third Quarter

- 48 vs. Detroit, 10/29/50 (Rams 41, Lions 7)
- 31 @ New York Giants, 11/14/48 (Giants 21, Rams 10)
- @ Chicago, 11/3/86 (Rams 17, Bears 14)
- 28 Many times, last @ Cleveland, 12/12/90 (Rams 14, Browns 14)

Most Points, Fourth Quarter

- 28 vs. Chicago, 10/26/52
- vs. San Francisco, 12/30/02
- 24 @ Green Bay, 10/12/52
- @ Green Bay, 10/18/59
- @ Atlanta, 11/19/67
- 21 Many times, last vs. New Orleans, 10/23/05

Most Points, Opponent, Fourth Quarter

- 28 vs. San Francisco, 10/23/83
- 23 @ Oakland, 12/18/82
- 22 vs. Arizona, 11/20/05
- @ New Orleans, 11/11/07

Most Points, Both Teams, Fourth Quarter

- 38 @ New York Yanks, 11/19/50 (Yanks 21, Rams 17)
- 35 vs. Minnesota, 11/17/72 (Vikings 21, Rams 14)
- vs. San Francisco, 10/23/83 (49ers 28, Rams 7)
- 34 @ San Francisco, 10/4/92 (Rams 17, 49ers 17)

TOUCHDOWNS**Most Touchdowns, Season**

- 67 2000
- 66 1999
- 64 1950

Fewest Touchdowns, Season

- 10 1937
- 16 1941
- 17 2009

Most Touchdowns, Game

- †10 vs. Baltimore, 10/22/50
- 9 vs. Detroit, 10/29/50
- 8 Five times, last vs. Atlanta 11/10/96

Most Touchdowns, Opponents, Game

- 8 @ Philadelphia, 10/8/50
- @ Baltimore, 11/25/56
- 7 @ San Francisco, 12/27/87
- @ Kansas City, 10/22/00
- @ Kansas City, 12/8/02
- @ New Orleans, 11/27/16
- 6 Many times, last vs. New England, 10/28/12

Most Touchdowns, Both Teams, Game

- 14 vs. Baltimore, 10/22/50 (Rams 10, Colts 4)
- 12 @ New York Giants, 11/14/48 (Rams 7, Giants 5)
- vs. Washington, 12/11/49 (Rams 8, Redskins 4)
- vs. Detroit, 10/29/50 (Rams 9, Lions 3)
- @ Kansas City, 10/22/00 (Chiefs 7, Rams 5)
- 11 Six times, last vs. San Francisco, 10/23/83 (49ers 6, Rams 5)

POINTS AFTER TOUCHDOWNS**Most Points After Touchdowns, Season**

- 64 1999
- 59 1950
- 58 2000, 2001

Most Points After Touchdowns, Game

- *10 vs. Baltimore, 10/22/50
- 8 vs. Detroit, 10/29/50
- vs. San Francisco, 11/9/58
- vs. Atlanta, 11/10/96
- 7 Many times, last vs. Oakland, 11/30/14

Most Points After Touchdowns, Opponent, Game

- 8 @ Philadelphia, 10/8/50
- @ Baltimore, 11/25/56
- 7 @ San Francisco, 12/27/87
- @ Kansas City, 12/8/02
- @ New Orleans, 11/27/16
- 6 Many times, last vs. New England, 10/28/12

TWO-POINT CONVERSIONS**Most Two-Point Conversions, Season**

- 5 2012
- 4 1998, 2000, 2004
- 3 2013
- 2 1994, 1995, 1996, 1999, 2001, 2005

Most Two-Point Conversions, Opponents, Season

- 7 1997
- 3 1994, 2000
- 2 1988, 2007, 2015

Most Two-Point Conversions, Game

- *4 vs. Atlanta, 10/15/00
- 1 27 times, last vs. San Francisco, 11/11/15

Most Two-Point Conversions, Opponent, Game

- 2 @ New Orleans, 11/11/07
- 1 Many times, last vs. Seattle, 9/13/15



Most Two-Point Conversion Attempts, Season

9 2000
6 1995, 2012
5 1994

Most Two-Point Conversion Attempts, Opponent, Season

8 1997
6 2000
4 1994, 2007

FIELD GOALS**Most Field Goals Attempted, Season**

†49 1966
47 1973
45 1970

Most Field Goals Attempted, Opponent, Season

39 2007
38 2010
37 1993, 2011, 2012

Most Field Goals Attempted, Game

7 vs. Detroit, 12/9/51
vs. Denver, 9/10/06
6 Many times, last @ New Orleans, 11/26/72
5 Many times, last @ Minnesota, 11/8/15

Most Field Goals Attempted, Opponent, Game

7 vs. Baltimore, 12/4/54
vs. Minnesota, 11/5/89
6 Many times, last vs. New Orleans, 9/26/04
5 Many times, last @ Baltimore, 11/22/15

Most Field Goals Made, Game

6 vs. Denver, 9/10/06
5 vs. Detroit, 12/9/51
vs. San Diego, 10/1/00
vs. Denver, 11/16/14
4 Many times, last at Minnesota, 11/8/15

Most Field Goals Made, Opponent, Game

†7 vs. Minnesota, 11/5/89
5 vs. Dallas, 12/21/87
vs. New Orleans, 9/26/04
@ Baltimore, 10/14/07
vs. Minnesota, 12/16/12
4 Many times, last at Tampa Bay, 10/24/10

SAFETIES**Most Safeties, Game**

*3 vs. New York Giants, 9/30/84
2 vs. Green Bay, 10/21/73
2 @ Arizona, 11/6/11
1 Many times, last vs. Indianapolis, 9/10/17

Most Safeties, Game, Opponent

2 @ San Francisco, 9/8/96
1 Many times, last vs. Arizona, 12/8/13

FIRST DOWNS**Most First Downs, Season**

380 2000
357 2001
335 1999, 2003

Most First Downs, Opponent, Season

337 2013
333 1994
2009
329 1996

Fewest First Downs, Season

88 1937
101 1938
103 1942

Fewest First Downs, Opponent, Season

116 1944
124 1939
129 1945

Most First Downs, Game

38 vs. New York Giants, 11/13/66
34 vs. New York Yanks, 9/28/51
vs. Arizona, 9/28/03
33 vs. Green Bay, 12/16/56

Most First Downs, Opponent, Game

36 vs. Jacksonville, 10/20/96
32 @ San Francisco, 11/20/94
30t vs. Phoenix, 10/2/88
30t vs. Chicago, 11/24/13, vs. New Orleans 12/15/13, vs. TB 12/17/15

Most First Downs, Both Teams, Game

58 vs. Chicago Bears, 10/24/54 (Rams 30, Bears 28)
57 @ New York Yanks, 11/19/50 (Rams 32, Yanks 25)
55 vs. Buffalo, 12/10/95 (Bills 28, Rams 27)
vs. Minnesota, 12/10/00 (Rams 32, Vikings 23)

Fewest First Downs, Game

2 vs. Washington, 11/21/37
3 Four times, last @ Detroit, 9/24/40
4 Four times, last @ Detroit, 12/14/69

Fewest First Downs, Opponent, Game

1 @ Seattle, 11/4/79
2 vs. Atlanta, 9/23/73
4 vs. Chicago Cardinals, 9/17/38
vs. Chicago Cardinals, 10/22/39

Fewest First Downs, Both Teams, Game

12 vs. Chicago Cards, 10/3/37 (Rams 3, Cardinals 9)
13 @ Detroit, 10/15/44 (Rams 7, Lions 7)
15 Many times, last @ San Francisco, 11/21/76
(Rams 8, 49ers 7)

Most First Downs, Rushing, Season

177 1973
148 1983
144 1980

Fewest First Downs, Rushing, Season

†36 1942
51 1944
61 1982

Fewest First Downs, Rushing, Opponent, Season

53 1999
63 1966
64 1966, 1970

Most First Downs, Rushing, Game

21 @ New Orleans, 11/25/73
19 vs. Atlanta, 12/4/76
18 Three times, last @ Seattle, 11/4/79

Most First Downs, Rushing, Game, Opponent

20 @ Washington, 11/25/51
18 vs. New Orleans, 12/16/79
vs. Detroit, 9/7/80
17 @ Detroit, 10/12/58

Fewest First Downs, Rushing, Game

0 @ San Francisco, 12/6/64
vs. New York Jets, 11/15/70
@ Detroit, 11/17/91
@ Kansas City, 12/8/02
1 Many times, last vs. Seattle, 11/20/11
2 Many times, last at New England, 12/4/16

Fewest First Downs, Rushing, Opponent, Game

0 Many Times, last @ Indianapolis, 11/10/13
1 Many Times, last @ San Francisco, 11/18/07
2 Many times, last vs. Oakland, 11/30/14



Most First Downs, Passing, Season

247 2000
 236 2001
 219 2002

Most First Downs, Passing, Opponent, Season

203 2013
 198 1944
 197 2012

Fewest First Downs, Passing, Season

23 1937
 43 1944
 44 1941

Fewest First Downs, Passing, Opponent, Season

28 1937
 41 1938, 1944
 43 1939

Most First Downs, Passing, Game

23 vs. Minnesota, 12/16/12
 22 @ New York Giants, 10/2/05
 21 Many times, last vs. San Diego, 10/1/00
 20 Many times, last @ New Orleans, 11/11/07

Most First Downs, Opponent, Passing, Game

24 vs. Jacksonville, 10/20/96, vs. New Orleans 12/15/13
 23 @ Detroit Lions, 9/9/12
 20 @ San Francisco, 10/3/04

Fewest First Downs, Passing, Game

0 @ San Francisco, 10/10/71
 1 Many times, last vs. Detroit, 10/19/86
 2 Many times, last @ New Orleans, 9/15/91

Fewest First Downs, Passing, Opponent, Game

0 @ Pittsburgh, 11/13/49
 vs. Atlanta, 9/23/73
 1 Many times, last @ Seattle, 11/4/79
 2 Many times, last vs. Atlanta, 10/26/86

Most First Downs, Penalty, Season

36 1998
 35 2013
 31 1990
 29 1981, 2010, 2011

Most First Downs, Penalty, Opponent, Season

47 2013
 40 2016
 35 1997

Fewest First Downs, Penalty, Season

5 1953
 6 1938
 7 1940, 1942

Fewest First Downs, Penalty, Opponent, Season

4 1938, 1940
 5 1937
 6 1944

NET YARDS GAINED RUSHING/PASSING**Most Yards Gained, Season**

*7,075 2000
 6,690 2001
 6,412 1999

Most Yards Gained, Opponent, Season

5,965 2009
 5,950 2008
 5,885 2015

Fewest Yards Gained, Season

1,794 1937
 2,253 1938
 2,286 1941

Fewest Yards Gained, Opponent, Season

2,519 1945
 2,717 1937
 2,785 1939

Most Yards Gained, Game

735 vs. New York Yanks, 9/28/51
 614 vs. San Diego, 10/1/00
 613 @ New York Yanks, 11/19/50

Most Yards Gained, Opponent, Game

582 vs. Cincinnati, 10/7/90
 574 @ Baltimore, 11/25/56
 541 @ Green Bay, 10/18/42

Most Yards Gained, Both Teams, Game

*1,113 @ New York Yanks, 11/19/50 (Rams 636, Yanks 497)
 995 vs. San Diego, 10/1/00 (Rams 614, Chargers 381)
 937 vs. Denver, 9/4/00 (Rams 514, Broncos 424)

Fewest Yards Gained, Game

58 @ Chicago Bears, 11/29/42
 81 vs. Chicago Cards 10/3/37
 86 vs. Washington, 11/21/37

Fewest Yards Gained, Opponent, Game

*-7 @ Seattle, 11/4/79
 63 vs. Green Bay, 10/21/73
 68 @ Chicago Cards, 10/22/39

Most Consecutive Games, 300 or More Yards

30 2000-02
 29 1949-51
 22 1999-2000

RUSHING**ATTEMPTS****Most Rushing Attempts, Season**

659 1973
 621 1977
 615 1980

Most Rushing Attempts, Game

65 @ Minnesota, 9/19/76
 63 @ Seattle, 11/4/79
 61 vs. New Orleans, 10/16/77

YARDS**Most Yards Gained Rushing, Season**

2,925 1973
 2,864 1984
 2,799 1980

Most Yards Gained Rushing, Opponent, Season

2,475 2008
 2,440 1961
 2,427 2011

Fewest Yards Gained Rushing, Season

798 1938
 875 1942
 929 1941

Fewest Yards Gained Rushing, Opponent, Season

1,119 1967
 1,189 1999
 1,202 1982

Most Yards Gained Rushing, Game

371 @ New York Yanks, 11/18/51
 340 @ New Orleans, 11/25/73
 337 vs. Carolina, 11/11/01

Most Yards Gained Rushing, Opponent, Game

352 @ Washington, 11/25/51
 330 @ Cleveland, 11/24/57
 vs. Detroit, 9/7/80
 307 vs. New Orleans, 11/18/81



Most Yards Gained Rushing, Both Teams, Game

*595 vs. New York Yanks, 11/18/50 (Rams 371, Yanks 224)
 548 vs. Minnesota 11/5/61 (Rams 295, Vikings 253)
 506 @ Green Bay, 10/22/44 (Packers 294, Rams 212)

Fewest Yards Gained Rushing, Game

-29 @ Washington, 10/11/42
 6 vs. Arizona, 11/20/05
 10 @ Chicago Bears, 11/29/42

Fewest Yards Gained Rushing, Opponent, Game

1 vs. Chicago Bears, 10/26/52
 6 vs. New York Giants, 11/12/89
 8 vs. New York Giants, 9/30/84

Fewest Yards Gained Rushing, Both Teams, Game

62 @ San Francisco, 12/6/64 (Rams 15, 49ers 47)
 78 @ Detroit, 11/7/99 (Rams 57, Detroit 21)
 82 vs. New Orleans, 9/6/98 (Rams 47, New Orleans 35)

TOUCHDOWNS**Most Touchdowns Rushing, Season**

28 1950
 26 2000
 24 1954

Most Touchdowns Rushing, Opponent, Season

26 1961, 2008
 24 2009
 22 1992, 1996, 2005

Most Touchdowns, Rushing, Game

7 vs. Atlanta, 12/4/76
 6 vs. New York Yanks, 11/18/51
 5 vs. Chicago, 10/24/54
 @ Detroit, 10/12/58
 vs. Minnesota, 12/10/00

Most Touchdowns, Rushing, Opponent, Game

6 vs. Cleveland, 11/24/57
 5 vs. Detroit, 10/30/60
 vs. Detroit, 9/7/80
 @ Pittsburgh, 11/3/96
 4 Many times, last @ Indianapolis, 10/17/05

Most Touchdowns Rushing, Both Teams, Game

8 vs. New York Yanks, 11/18/51 (Rams 6, Yanks 2)
 7 @ Cleveland, 11/24/57 (Rams 1, Browns 6)
 @ Detroit, 10/12/58 (Rams 5, Lions 2)
 vs. Atlanta, 12/4/76 (Rams 7, Falcons 0)
 vs. Detroit, 9/7/80 (Rams 2, Lions 5)
 6 Many times, last @ Tampa Bay, 12/18/00 (Rams 3, Buccaneers 3)

PASSING**ATTEMPTS****Most Passes Attempted, Season**

635 2002
 632 1995
 600 2003

Fewest Passes Attempted, Season

168 1937
 199 1945
 208 1944

Most Passes Attempted, Game

62 @ New York Giants, 10/2/05
 61 vs. Buffalo, 12/10/95
 56 @ San Francisco, 9/11/05

Most Passes Attempted, Opponent, Game

64 vs. Philadelphia, 11/6/49
 58 @ Arizona, 9/29/96
 vs. Atlanta, 12/2/07
 @ Tampa Bay, 9/25/16

Most Passes Attempted, Both Teams, Game

97 vs. Chicago, 12/26/99 (Bears 55, Rams 42)
 @ New York Giants, 10/2/05 (Rams 62, Giants 35)
 96 vs. Cardinals, 9/12/10 (Cardinals 41, Rams 55)
 93 vs. Atlanta, 12/2/07 (Rams 35, Atlanta 58)

Fewest Passes Attempted, Game

4 vs. Detroit, 9/10/37
 6 vs. Chicago Cards, 11/5/39
 @ New York Giants, 11/10/40
 8 vs. Chicago Bears, 10/9/38
 @ San Francisco, 11/21/76

Fewest Passes Attempted, Opponent, Game

†0 vs. Detroit, 9/10/37
 @ Pittsburgh, 11/13/49
 6 @ Brooklyn, 9/20/39
 7 vs. Chicago Cards, 11/5/39
 vs. Baltimore, 12/18/65

Fewest Passes Attempted, Both Teams, Game

4 vs. Detroit, 9/10/37 (Rams 4, Lions 0)
 24 vs. Atlanta, 9/23/73 (Rams 15, Falcons 9)
 25 Many times, last @ Pittsburgh, 11/13/49 (Rams 25, Steelers 0)

COMPLETIONS**Most Passes Completed, Season**

408 2002
 392 2005
 380 2000

Most Passes Completed, Game

40 @ New York Giants, 10/2/05
 36 vs. San Diego, 11/10/02
 35 vs. San Francisco, 10/27/85
 @ Seattle, 9/10/00
 @ Green Bay, 11/29/04
 vs. Minnesota, 12/16/12

Most Passes Completed, Opponent, Game

37 @ New York Jets, 9/25/83
 vs. Jacksonville, 10/20/96
 @ Arizona, 9/29/96
 36 vs. New England, 11/16/86
 vs. Chicago, 11/24/113
 @ Tampa Bay, 9/25/16
 34 @ St. Louis, 11/4/84

Most Passes Completed, Both Teams, Game

65 @ Atlanta, 9/15/13 (Falcons 31, Rams 24)
 60 @ Philadelphia, 9/9/01 (Rams 28, Eagles 32)
 59 vs. Chicago, 12/26/99 (Rams 27, Bears 32)
 @ New York Giants, 10/2/05 (Rams 40, Giants 19)

Fewest Passes Completed, Game

1 Many times, last @ New York Giants, 11/10/40
 2 @ San Francisco, 10/10/71
 3 Many times, last @ San Francisco, 11/21/76

Fewest Passes Completed, Opponent, Game

†0 vs. Pittsburgh, 11/13/49
 2 Many times, last @ Seattle, 11/4/79
 3 Many times, last @ Chicago, 9/24/72

Fewest Passes Completed, Both Teams, Game

1 vs. Detroit, 9/10/37 (Rams 1, Lions 0)
 4 vs. Chicago Bears, 10/9/38 (Rams 1, Bears 3)
 6 vs. Chicago Cards, 10/3/37 (Rams 3, Cardinals 3)
 vs. Pittsburgh, 10/29/39 (Rams 1, Steelers 5)

YARDS**Most Yards Gained, Passing, Season**

*5,492 2000
 4,903 2001
 4,480 2002



Most Yards Gained, Passing, Opponent, Season

4,085 2000
 4,024 1989
 3,913 2009

Fewest Yards Gained, Passing, Season

839 1937
 1,261 1944
 1,352 1941

Fewest Yards Gained, Passing, Opponent, Season

883 1937
 1,248 1938
 1,249 1939

Most Yards Gained, Passing, Game

541 vs. New York Yanks, 9/28/51
 506 vs. Chicago, 12/26/82
 453 vs. San Diego, 11/10/02

Most Yards Gained, Passing, Opponent, Game

483 vs. Cincinnati, 10/7/90
 475 vs. San Francisco, 11/28/93
 439 vs. San Francisco, 12/11/89

Most Yards Gained, Passing, Both Teams, Game

847 vs. Cincinnati, 10/7/90 (Rams 364, Bengals 483)
 784 vs. San Diego, 10/1/00 (Rams 451, Chargers 333)
 769 vs. Chicago 12/26/82 (Rams 506, Bears 263)

Fewest Yards Gained, Passing, Game

-18 @ San Francisco, 10/10/71
 -5 @ Dallas Texans, 11/9/52
 18 vs. Pittsburgh, 10/29/39

Fewest Yards Gained, Passing, Opponent, Game

-30 @ Seattle, 11/4/79
 -1 @ Green Bay, 10/13/74
 0 vs. Detroit, 9/10/37
 @ Pittsburgh, 11/13/49

Fewest Yards Gained, Passing, Both Teams, Game

20 vs. Detroit, 9/10/37 (Rams 20, Lions 0)
 28 @ Dallas Texans, 11/9/52 (Rams -5, Texans 33)
 44 @ San Francisco, 11/21/76 (Rams 26, 49ers 18)

COMPLETION PERCENTAGE**Highest Completion Percentage, Season**

68.8 2001
 66.2 2012
 65.4 2005

Highest Completion Percentage, Opponent, Season

68.1 2013
 66.8 2015
 65.7 2012
 64.9 2016

Highest Completion Percentage, Game (10 att.)

88.9 @ San Francisco, 11/7/54
 87.0 vs. San Francisco, 10/10/99
 86.3 vs. Seattle, 10/19/14

Highest Completion Percentage, Opponent, Game (10 att.)

91.3 vs. Cleveland, 12/26/93
 85.7 at Kansas City, 10/27/14
 84.3 at Arizona, 12/9/13

HAD INTERCEPTED**Fewest Passes Had Intercepted, Season**

7 1969
 8 2006
 10 2011

Most Passes Had Intercepted, Season

35 1941
 34 1938
 32 1981

Most Passes Had Intercepted, Game

7 Many times, last vs. Detroit, 10/26/58
 6 Many times, last @ Carolina, 12/12/04
 5 Many times, last @ Tennessee, 12/13/09

TOUCHDOWNS**Most Touchdowns, Passing, Season**

42 1999
 37 2000, 2001
 31 1950, 1980, 1988

Most Touchdowns, Passing, Game

6 vs. New York Bulldogs, 11/27/49
 vs. Washington, 12/11/49
 vs. Detroit, 10/29/50
 5 Many times, last vs. San Diego, 10/1/00
 4 Many times, last vs. Washington, 12/24/06

Most Touchdowns, Passing, Opponent, Game

5 vs. St. Louis, 9/23/60
 vs. Chicago, 10/13/63
 vs. Miami, 12/14/86
 @ San Francisco, 12/27/87
 @ New Orleans, 11/27/16
 4 Many times, last vs. New England, 10/28/12
 3 Many times, last at Green Bay, 10/16/11

SACKS**TOTAL SACKS****Most Sacks, Season**

57 1999
 56 1980, 1985, 1988
 53 1970, 2013

Fewest Sacks, Season

17 1991
 18 1982
 25 2009
 26 1994

Most Sacks, Game

10 vs. Atlanta, 9/28/69
 vs. San Diego, 10/4/70
 9 Many times, last vs. Arizona, 10/4/12
 8 Three times, last vs. Minnesota, 11/30/03

Most Sacks, Opponent, Game

11 @ Baltimore, 11/22/64
 10 @ San Francisco, 12/6/74
 vs. San Francisco, 10/11/76
 9 @ New Orleans, 12/1/85

Most Sacks, Both Teams, Game

16 @ Baltimore, 11/22/64 (Rams 5, Colts 11)
 14 @ New Orleans, 10/24/76 (Rams 9, Saints 5)
 13 vs. Tampa Bay, 11/5/78 (Rams 9, Buccaneers 4)

INTERCEPTIONS**TOTAL INTERCEPTIONS****Most Interceptions, Season**

38 1952
 32 1967, 1976
 31 1950, 1955

Most Interceptions, Game

7 vs. Detroit, 11/26/44
 vs. Green Bay, 11/11/45
 @ Chicago Bears, 10/9/49
 vs. San Francisco, 10/18/64
 6 @ Pittsburgh, 12/4/38
 @ New York Yanks, 11/19/50
 @ Dallas, 11/9/52



@ Kansas City, 10/20/85

@ Atlanta, 12/15/96

5 Many times, last @ Tennessee, 12/13/09

YARDS GAINED

Most Yards, Season

712 1952
567 1999
546 1980

Most Yards, Opponent, Season

518 1952
497 1995
492 2002

Fewest Yards, Season

5 1959
15 1938
24 1939

Fewest Yards, Opponent, Season

27 1938
40 1969
61 1939

Most Yards, Game

314 vs. San Francisco, 10/18/64
225 vs. Green Bay, 9/21/80
177 vs. Jacksonville, 10/20/96

Most Yards, Opponent, Game

182 vs. Dallas Texans, 11/2/52
171 @ San Francisco, 11/26/95
149 @ Chicago, 10/11/64

Most Yards, Both Teams, Game

338 vs. San Francisco, 10/18/64 (Rams 314, 49ers 24)
308 vs. Dallas Texans, 11/2/52 (Rams 126, Texans 182)
244 vs. Detroit, 11/1/53 (Rams 129, Lions 115)

TOUCHDOWNS

Most Touchdowns By Interceptions, Both Teams, Game

3 vs. Detroit, 11/1/53 (Rams 2, Lions 1)
@ Arizona, 12/30/07 (Rams 1, Cardinals 2)
2 Many times, last vs. Indianapolis, 9/10/17 (Rams 2)

PUNTING

TOTAL PUNTS

Most Punts, Season

106 2011
98 1986
2016
96 2015

Most Punts, Opponents, Season

108 1979
104 1978
96 1986
2016

Most Punts, Game

12 vs. Chicago Bears, 10/9/38
vs. Green Bay, 11/26/39
@ New York, 11/10/40
@ San Francisco, 11/21/76
11 Many times, last @ San Francisco, 1/3/2010
10 Many times, last @ San Francisco, 9/12/16

Most Punts, Opponent, Game

14 vs. New York Yanks, 9/28/51
12 Three times, last vs. Chicago Cardinals, 11/23/41
11 Many times, last @ Seattle, 11/4/79

AVERAGE YARDAGE

Highest Average Distance, Punting, Season

49.6 2008
47.9 2015
47.8 2016

Highest Average Distance, Punting, Game (4 punts)

56.9 vs. Arizona, 10/4/12
56.2 vs. Buffalo, 9/28/08
55.7 vs. New York Giants, 9/14/08
56.0 vs. Arizona, 10/7/07

Highest Avg. Distance, Punting, Opponent, Game (4 punts)

57.3 @ Chicago Bears, 11/16/52
55.8 @ Detroit 10/10/54
55.3 @ Washington, 10/26/41

PUNT RETURNS

TOTAL RETURNS

Most Punt Returns, Season

67 1978
62 1970
58 1969, 1979

Most Punt Returns, Opponents, Season

60 1963, 1997
59 1979
58 1998

Fewest Punt Returns, Season

14 1961
19 1993
22 1982

Fewest Punt Returns, Opponent, Season

17 2001
22 1972
23 1999

Most Punt Returns, Game

8 Many times, last @ San Francisco, 10/25/81
7 Many times, last vs. Atlanta, 12/11/16
6 Many times, last vs. San Francisco, 9/7/97

Most Punt Returns, Opponent, Game

9 vs. Baltimore, 11/22/64
vs. Minnesota, 12/2/79
@ Philadelphia, 9/7/08
8 @ Detroit, 9/27/42
@ Chicago Bears, 11/29/42
7 Many times, last vs. Seattle, 11/20/11

Most Punt Returns, Both Teams, Game

15 @ Detroit, 9/27/42 (Rams 7, Lions 8)
@ Baltimore, 11/27/66 (Rams 8, Colts 7)
14 @ Atlanta, 9/12/76 (Rams 7, Falcons 7)
13 vs. Chicago, 11/23/75 (Rams 7, Bears 6)
@ Atlanta, 9/18/77 (Rams 8, Falcons 5)
@ Tampa Bay, 9/23/79 (Rams 7, Buccaneers 6)
vs. Minnesota, 12/2/79 (Rams 4, Vikings 9)

FAIR CATCHES

Most Fair Catches, Season

25 1998, 1999, 2011
24 1989, 2011
23 1997, 2005

Most Fair Catches, Opponent, Season

40 2016
30 1968, 1986
28 2011
25 2015



Most Fair Catches, Game

4 Many times, last vs. Seattle, 11/20/11
 3 Many times, last at New York Jets 11/13/16
 2 Many times, last vs. Miami 11/20/16

Most Fair Catches, Opponent, Game

7 @ San Francisco, 9/12/16
 5 Four times, last at San Francisco, 11/14/10
 4 Many times, last at Pittsburgh, 12/2/11

Most Fair Catches, Both Teams, Game

10 @ San Francisco, 9/12/16 (Rams 3, 49ers 7)
 8 @ Baltimore, 11/8/71 (Rams 3, Colts 5)
 7 Many times, last @ SF, 11/14/10 (Rams 2, 49ers 5)

YARDS GAINED**Most Yards, Punt Returns, Season**

711 1978
 676 1981
 640 1947

Most Yards, Punt Returns, Opponent, Season

681 1963
 652 1998
 637 1994

Fewest Yards, Punt Returns, Season

79 2013
 102 1993
 129 1960
 143 2004

Fewest Yards, Punt Returns, Opponent, Season

55 1972
 67 1971
 116 1977

Most Yards, Punt Returns, Game

219 @ Atlanta, 10/11/81
 166 @ San Francisco, 10/25/81
 147 @ Cincinnati 10/3/99

Most Yards, Punt Returns, Opponents, Game

155 vs. Washington, 9/21/63
 148 @ Buffalo, 11/21/04
 141 @ Green Bay, 10/9/94

Most Yards, Punt Returns, Both Teams, Game

*282 @ Atlanta, 10/11/81 (Rams 219, Falcons 63)
 198 @ Chicago Bears, 10/10/48 (Rams 69, Bears 129)
 189 @ Kansas City, 12/8/02 (Rams 94, Chiefs 95)

TOUCHDOWNS**Most Touchdowns, Punt Returns, Season**

3 1981
 2 1947, 1949, 1952, 1984, 1992, 1996
 1 1998, 1999, 2000, 2007, 2011, 2013, 2014, 2015

Most Touchdowns, Punt Returns, Opponent, Season

3 1951, 1994
 2 1993, 2002, 2003, 2011

Most Touchdowns, Punt Returns, Game

†2 @ Atlanta, 10/11/81
 vs. Atlanta, 12/27/92

Most Touchdowns, Punt Returns, Game, Opponent

2 @ Detroit, 10/14/51
 1 Many times, last vs. San Francisco, 12/26/19

KICKOFF RETURNS**Most Kickoff Returns, Season**

84 2004
 82 2007
 80 2008

Most Kickoff Returns, Opponent, Season

86 2001
 85 1999
 84 1989

Fewest Kickoff Returns, Season

26 1945
 33 1977
 34 1975, 2015

Fewest Kickoff Returns, Opponent, Season

19 1941
 22 2016
 25 2013

Most Kickoff Returns, Game

9 vs. New Orleans, 10/28/01
 at Tennessee, 12/13/09
 at Detroit, 10/10/10
 8 Many times, last vs. Pittsburgh, 12/20/07
 7 Many times, last vs. Atlanta, 11/21/10

Most Kickoff Returns, Opponent, Game

9 vs. San Diego, 10/1/00
 8 Many times, last vs. Green Bay, 9/27/09
 7 Many times, last vs. Indianapolis, 10/25/09

Most Kickoff Returns, Both Teams, Game

15 vs. New Orleans, 10/28/01 (Rams 9, Saints 6)
 14 vs. Chicago Bears, 10/24/54 (Rams 7, Bears 7)
 @ San Francisco, 11/7/54 (Rams 7, 49ers 7)
 @ New Orleans, 10/23/94 (Rams 7, Saints 7)
 vs. San Diego, 10/1/00 (Rams 5, Chargers 9)
 @ Kansas City, 10/22/00 (Rams 8, Chiefs 6)

YARDS GAINED**Most Yards, Kickoff Returns, Season**

1,938 2007
 1,764 2009
 1,761 2008

Most Yards, Kickoff Returns, Opponent, Season

2,194 2001
 2,115 1999
 1,888 2000

Fewest Yards, Kickoff Returns, Season

448 1945
 690 1949
 705 1977

Fewest Yards, Kickoff Returns, Opponent, Season

430 2016
 463 1941
 544 1942

Most Yards, Kickoff Returns, Game

267 @ Kansas City, 10/22/00
 254 vs. Chicago, 10/13/63
 239 vs. St. Louis, 11/14/76

Most Yards, Kickoff Returns, Opponent, Game

362 vs. Detroit, 10/29/50
 304 @ New Orleans, 10/23/94
 263 @ New York Giants, 11/11/48

Most Yards, Kickoff Returns, Both Teams, Game

560 vs. Detroit, 10/29/50 (Rams 198, Lions 362)
 501 @ New Orleans, 10/23/94 (Rams 197, Saints 304)
 384 @ New York Giants 11/14/48 (Rams 121, Giants 263)

TOUCHDOWNS**Most Touchdowns, Kickoff Returns, Season**

3 1950, 1985
 2 1999
 1 1998, 2000, 2005



Most Touchdowns, Kickoff Returns, Opponent, Season
 2 1950, 1964, 1967, 1981, 1994, 2001, 2002, 2003, 2006, 2007
 1 Many times, last in 2009

Most Touchdowns, Kickoff Returns, Game
 2 vs. Green Bay, 11/24/85
 1 Many times, last vs. Seattle, 10/9/05

Most Touchdowns, Kickoff Returns, Game, Opponent
 2 @ New Orleans, 10/23/94
 vs. Chicago, 12/11/06
 1 Many times, last at Detroit, 10/10/10

FUMBLES

TOTAL FUMBLES

Most Fumbles, Season

42 1996
 40 1964, 1965
 39 1978, 1986

Most Fumbles, Opponent, Season

42 1996
 40 1964, 1965
 39 1978, 1986

Fewest Fumbles, Season

14 2010
 17 1960
 18 2008

Fewest Fumbles, Opponent, Season

13 1956
 15 1974, 1982, 1994
 16 1998

Most Fumbles, Game

8 vs. Detroit, 10/31/65
 7 Many times, last vs. New Orleans, 12/16/79
 6 Many times, last @ New York Giants, 9/7/03

Most Fumbles, Opponent, Game

8 @ Chicago Cards, 11/27/38
 7 Many times, last vs. Arizona, 12/9/10
 6 Many times, last @ Green Bay, 9/4/88

Most Fumbles, Both Teams, Game

14 @ Chicago Bears, 11/24/40 (Rams 7, Bears 7)
 12 @ Chicago Bears, 9/15/39 (Rams 6, Bears 6)
 @ Chicago Bears, 11/16/52 (Rams 7, Bears 5)
 11 @ New York Giants, 9/7/03 (Rams 6, Giants 5)
 @ New Orleans, 10/24/76 (Rams 4, Saints 7)
 @ New York Giants, 12/1/46 (Rams 6, Giants 5)
 @ Chicago Cardinals, 11/27/38 (Rams 3, Cardinals 8)

FUMBLES LOST

Most Fumbles Lost, Season

24 1983
 23 1958
 22 1953, 1965, 1978, 1986, 2001

Most Fumbles Lost, Opponent, Season

24 1947, 1948
 22 1984, 2003
 20 1966, 1983

Most Fumbles Lost, Game

6 vs. New England, 12/11/83
 vs. Detroit, 10/31/65
 @ Detroit, 9/29/40
 5 Many times, last vs. Phoenix, 9/1/91
 4 Many times, last vs. Tampa Bay, 11/26/01

Most Fumbles Lost, Opponent, Game

5 @ New Orleans, 10/24/76
 @ Green Bay, 9/25/66
 @ Detroit, 10/15/44
 @ Chicago Cardinals, 11/27/38

4 Many times, last vs. Cardinals, 12/9/10
 3 Many times, last @ Washington, 10/12/08

Most Fumbles Lost, Both Teams, Game

9 @ Chicago Bears, 9/15/39 (Rams 5, Bears 4)
 8 Many times, Last vs. New England, 12/11/83 (Rams 6, Patriots 2)
 7 @ Philadelphia, 12/1/02 (Rams 3, Eagles 4)
 @ Chicago Bears, 11/16/52 (Rams 4, Bears 3)
 @ Detroit, 9/29/40 (Rams 6, Lions 1)
 @ Chicago Cardinals, 11/27/38 (Rams 2, Cardinals 5)

PENALTIES

TOTAL PENALTIES

Most Penalties, Season

142 1997
 133 1978, 1996
 131 2011

Most Penalties, Opponent, Season

142 1997
 133 1978, 1996
 126 2010

Fewest Penalties, Season

29 1941
 45 1942
 51 1959

Fewest Penalties, Opponent, Season

43 1945
 46 1942
 47 1941, 1958

Most Penalties, Game

15 Five times, last vs. Philadelphia, 12/18/05
 14 Many times, last vs. New Orleans, 11/26/00
 13 Many times, last vs. San Francisco, 11/11/12

Most Penalties, Opponent, Game

18 vs. Chicago Bears, 11/10/46
 vs. Cleveland, 10/7/51
 17 vs. New Orleans, 11/26/00
 16 @ Chicago Bears, 10/10/48

Most Penalties, Both Teams, Game

31 vs. New Orleans, 11/26/00 (Rams 14, Saints 17)
 27 vs. Chicago Bears, 11/10/46 (Rams 9, Bears 18)
 26 vs. New Orleans, 11/8/81 (Rams 13, Saints 13)
 vs. Cincinnati, 9/1/96 (Rams 11, Bengals 15)
 @ Buffalo, 11/21/04 (Rams 11, Bills 15)
 @ San Francisco, 11/14/10 (Rams 12, 49ers 14)

Fewest Penalties, Game

0 vs. New Orleans, 12/9/90
 vs. Baltimore, 12/18/65
 @ Chicago, 11/29/42
 @ New York, 11/16/41
 1 Many times, last vs. Atlanta, 1/6/02
 2 Many times, last @ Tampa Bay, 12/18/00

Fewest Penalties, Opponent, Game

0 @ New England 10/26/08
 vs. Chicago, 9/24/95
 vs. Minnesota, 11/19/72
 vs. New York, 9/27/41
 1 Many times, last @ Seattle, 9/10/00
 2 Many times, last vs. Pittsburgh, 12/20/07

Fewest Penalties, Both Teams, Game

1 vs. New York Yanks, 9/27/53 (Rams 1, Yanks 0)
 2 vs. Green Bay, 12/16/62 (Rams 1, Packers 1)
 vs. Baltimore, 12/18/65 (Rams 0, Colts 2)
 3 Many times, last @ Phoenix, 12/5/93 (Rams 1, Cardinals 2)



YARDS PENALIZED

Most Yards Penalized, Season

1,169 1978
1,091 2016
1,065 1997

Most Yards Penalized, Opponent, Season

1,066 2005
1,064 1997
1,028 1951

Fewest Yards Penalized, Season

195 1938
220 1939
218 1937

Fewest Yards Penalized, Opponent, Season

220 1939
249 1938
318 1939

Most Yards Penalized, Game

162 vs. Baltimore, 10/22/50
149 @ Dallas, 11/6/60
145 @ Chicago Bears, 10/19/58

Most Yards Penalized, Opponent, Game

177 vs. San Francisco, 9/18/94
173 vs. Minnesota, 9/22/67
150 vs. Detroit, 10/3/52
137 @ Baltimore, 11/22/15

Most Yards Penalized, Both Teams, Game

269 vs. Green Bay, 12/3/50 (Rams 123, Packers 146)
267 vs. Minnesota, 9/22/67 (Rams 94, Vikings 173)
253 @ Atlanta, 11/19/67 (Rams 135, Falcons 118)

Fewest Yards Penalized, Game

0 Many times, last vs. New Orleans, 12/9/90
5 Many times, Last @ Arizona, 12/7/08
7 @ New Orleans, 10/30/88
@ Detroit, 10/12/58

Fewest Yards Penalized, Opponent, Game

†0 Three times, last @ New England, 10/26/08
5 Many times, last @ Atlanta, 10/14/93
7 @ New Orleans, 10/30/88
@ Green Bay 12/20/92

Fewest Yards Penalized, Both Teams, Game

10 vs. Green Bay, 12/16/62 (Rams 5, Packers 5)
15 vs. Chicago Cards, 11/23/41 (Rams 5, Cardinals 10)
vs. New York Yanks, 9/27/53 (Rams 15, Yanks 0)
20 Many times, last @ Phoenix, 12/5/93 (Rams 10,
Cardinals 10)





Bold denotes player active with Rams

Italics denotes rookie

RUSHING

| | | | |
|------------|---|-----------------------|---------------------------|
| 247 | Willie Ellison vs. New Orleans | Dec. 5, 1971 | (26 carries, 1 TD) |
| 223 | <i>Tom Wilson vs. Green Bay</i> | <i>Dec. 16, 1956</i> | <i>(23 carries, 0 TD)</i> |
| 221 | Greg Bell vs. Green Bay | Sept. 24, 1989 | (28 carries, 2 TD) |
| 220 | Marshall Faulk @ New Orleans | Dec. 24, 2000 | (32 carries, 2 TD) |
| 215 | Eric Dickerson vs. Houston | Dec. 9, 1984 | (27 carries, 2 TD) |
| 213 | Charles White @ St. Louis | Nov. 15, 1987 | (34 carries, 1 TD) |
| 212 | <i>Jerome Bettis @ New Orleans</i> | <i>Dec. 12, 1993</i> | <i>(28 carries, 1 TD)</i> |
| 210 | Greg Bell @ New England | Dec. 24, 1989 | (26 carries, 1 TD) |
| 208 | Eric Dickerson @ St. Louis | Nov. 4, 1984 | (21 carries 0 TD) |
| 208 | Marshall Faulk vs. Atlanta | Oct. 15, 2000 | (25 carries, 1 TD) |
| 207 | Eric Dickerson vs. Tampa Bay | Oct. 5, 1986 | (30 carries, 2 TD) |
| 205 | Dan Towler @ Baltimore | Nov. 22, 1953 | (14 carries, 1 TD) |
| 202 | Marshall Faulk @ Carolina | Dec. 23, 2001 | (30 carries, 2 TD) |
| 199 | Ollie Matson @ Chicago Bears | Oct. 11, 1959 | (31 carries, 3 TD) |
| 199 | <i>Eric Dickerson vs. Detroit</i> | <i>Oct. 2, 1983</i> | <i>(30 carries, 2 TD)</i> |
| 195 | Trung Canidate @ New York Jets | Oct. 21, 2001 | (23 carries, 2 TD) |
| 193 | Eric Dickerson @ St. Louis | Sept. 7, 1986 | (38 carries, 2 TD) |
| 192 | <i>Eric Dickerson @ New York Jets</i> | <i>Sept. 25, 1983</i> | <i>(28 carries, 2 TD)</i> |
| 191 | Eric Dickerson @ Tampa Bay | Nov. 25, 1984 | (28 carries, 3 TD) |
| 183 | Marshall Faulk vs. Carolina | Nov. 11, 2001 | (15 carries, 2 TD) |
| 183 | Marshall Faulk vs. Seattle | Oct. 20, 2002 | (32 carries, 3 TD) |
| 181 | Marshall Faulk @ Atlanta | Oct. 17, 1999 | (18 carries, 1 TD) |
| 179 | Steven Jackson vs. Jacksonville | Oct. 30, 2005 | (25 carries, 0 TD) |
| 178 | Marshall Faulk @ Arizona | Nov. 3, 2002 | (27 carries, 1 TD) |
| 170 | Eric Dickerson vs. Atlanta | Oct. 26, 1986 | (30 carries, 0 TD) |
| 169 | Dick Bass @ Chicago | Dec. 9, 1962 | (20 carries, 1 TD) |
| 168 | Marshall Faulk vs. Atlanta | Jan. 6, 2002 | (20 carries, 1 TD) |
| 166 | Ron Waller vs. Philadelphia | Sept. 30, 1956 | (20 carries, 1 TD) |
| 166 | Charles White vs. Pittsburgh | Oct. 11, 1987 | (33 carries, 1 TD) |
| 164 | Eric Dickerson @ New Orleans | Oct. 14, 1984 | (20 carries, 0 TD) |
| 161 | Steven Jackson @ Atlanta | Dec. 28, 2008 | (30 carries, 2 TD) |
| 160 | Steven Jackson vs. Dallas | Oct. 10, 2008 | (25 carries, 3 TD) |
| 159 | Charles White vs. Atlanta | Dec. 13, 1987 | (29 carries, 2 TD) |
| 159 | Steven Jackson vs. New Orleans | Oct. 30, 2011 | (25 carries, 2 TD) |
| 158 | Greg Hill, @ Buffalo | Sept. 20, 1998 | (19 carries, 2 TD) |
| 158 | Marshall Faulk vs. Oakland | Oct. 13, 2002 | (26 carries, 0 TD) |
| 155 | Charles White @ Atlanta | Oct. 18, 1987 | (31 carries, 0 TD) |
| 155 | Dan Towler vs. New York Yanks | Nov. 18, 1951 | (13 carries, 1 TD) |
| 154 | Marshall Faulk @ New Orleans | Dec. 12, 1999 | (29 carries, 1 TD) |
| 154 | Dan Towler vs. Chicago Bears | Oct. 25, 1953 | (24 carries, 1 TD) |
| 152 | Lawrence McCutcheon @ New Orleans | Nov. 25, 1973 | (20 carries, 0 TD) |
| 152 | Lawrence McCutcheon @ Chicago | Dec. 2, 1973 | (24 carries, 0 TD) |
| 152 | Lawrence McCutcheon vs. Atlanta | Dec. 11, 1977 | (17 carries, 0 TD) |
| 150 | Eric Dickerson @ Seattle | Sept. 23, 1985 | (31 carries, 3 TD) |
| 150 | Eric Dickerson vs. Green Bay | Nov. 24, 1985 | (31 carries, 1 TD) |
| 150 | Steven Jackson vs. Washington | Dec. 24, 2006 | (33 carries, 1 TD) |
| 159 | Todd Gurley @ Green Bay | Oct. 11, 2015 | (30 carries, 0 TD) |
| 140 | Todd Gurley vs. Detroit | Dec. 13, 2015 | (16 carries, 2 TD) |
| 146 | Todd Gurley @ Arizona | Oct. 4, 2015 | (19 carries, 0 TD) |
| 128 | Todd Gurley vs. Cleveland | Oct. 25, 2015 | (19 carries, 2 TD) |
| 133 | Todd Gurley vs. San Francisco | Nov. 1, 2015 | (20 carries, 1 TD) |



CAREER 100-YARD RUSHING GAMES

| Games | Player | W-L-T |
|----------|---------------------------|------------|
| 38 | Eric Dickerson | 27-11 |
| 33 | Steven Jackson..... | 17-15-1 |
| 27 | Marshall Faulk..... | 27-0 |
| 22 | Lawrence McCutcheon | 19-2-1 |
| 11 | Jerome Bettis | 3-8 |
| 10 | Dick Bass | 6-4 |
| 10 | Dan Towler..... | 10-0 |
| 8 | Wendell Tyler..... | 6-2 |
| 8 | Charles White..... | 7-1 |
| 7 | Greg Bell..... | 6-1 |
| 7 | Paul (Tank) Younger..... | 3-3-1 |
| 6 | Cleveland Gary..... | 4-2 |
| 5 | Jon Arnett..... | 2-3 |
| 5 | Willie Ellison..... | 2-2-1 |
| 5 | Ron Waller..... | 4-1 |
| 5 | Tim Wilson..... | 2-3 |
| 5 | Todd Gurley..... | 4-1 |
| 4 | Skeet Quinlan..... | 1-3 |
| 4 | Zac Stacy | 2-2 |

| Games | Player..... | W-L-T |
|-------|-------------------------|-------|
| 3 | Cullen Bryant..... | 3-0 |
| 3 | John Cappelletti..... | 2-0-1 |
| 3 | Ollie Matson..... | 2-1 |
| 3 | Lawrence Phillips | 3-0 |
| 2 | Trung Canidate | 2-0 |
| 2 | Dick Hoerner..... | 1-0-1 |
| 2 | Les Josephson..... | 2-0 |
| 2 | Joe Marconi..... | 2-0 |
| 2 | Elvis Peacock..... | 2-0 |
| 2 | Bob Thomas..... | 2-0 |
| 2 | Tre Mason..... | 2-0 |
| 1 | Benny Cunningham..... | 1-0 |
| 1 | Jim Bertelsen..... | 1-0 |
| 1 | Robert Delpino..... | 1-0 |
| 1 | Harold Green..... | 1-0 |
| 1 | Greg Hill..... | 1-0 |
| 1 | Brian Leonard..... | 0-1 |
| 1 | Jerald Moore..... | 1-0 |
| 1 | Kenny Washington..... | 1-0 |
| 1 | Justin Watson..... | 1-0 |

GAMES WITH MORE THAN ONE 100-YARD RUSHER

| | |
|----------------|---|
| Nov. 8, 1953 | vs. San Francisco, Skeet Quinlan (11-119) and Paul Younger (12-101) |
| Oct. 24, 1954 | vs. Chicago Bears, Dan Towler (15-123) and Paul Younger (27-106) |
| Oct. 31, 1954 | vs. Detroit, Paul Younger (18-140) and Skeet Quinlan (13-119) |
| Dec. 4, 1955 | vs. Baltimore, Ron Waller (24-138) and Paul Younger (25-132) |
| Sept. 16, 1973 | @ Kansas City, Jim Bertelsen (28-143) and Lawrence McCutcheon (21-120) |
| Sept. 12, 1976 | @ Atlanta, Lawrence McCutcheon (26-115) and John Cappelletti (22-102) |
| Sept. 19, 1976 | @ Minnesota, John Cappelletti (28-128) and Lawrence McCutcheon (29-110) |
| Nov. 11, 1996 | vs. Atlanta, Lawrence Phillips (14-106) and Harold Green (13-106) |
| Nov. 11, 2001 | vs. Carolina, Marshall Faulk (15-183) and Trung Canidate (16-145) |

PASSING

| | | | |
|-----|---|----------------|------------------------|
| 554 | Norm Van Brocklin vs. New York Yanks..... | Sept. 28, 1951 | (30 / 46, 0 TD, 0 Int) |
| 509 | Vince Ferragamo vs. Chicago..... | Dec. 26, 1982 | (30 / 46, 3 TD, 2 Int) |
| 454 | Jim Everett @ New Orleans | Nov. 26, 1989 | (29 / 51, 1 TD, 2 Int) |
| 453 | Marc Bulger vs. San Diego | Nov. 10, 2002 | (36 / 48, 4 TD, 0 Int) |
| 450 | Marc Bulger vs. New York Jets..... | Jan. 2, 2005 | (29 / 39, 3 TD, 2 Int) |
| 448 | Marc Bulger @ Green Bay..... | Nov. 29, 2004 | (35 / 53, 2 TD, 1 Int) |
| 442 | Marc Bulger @ New York Giants..... | Oct. 2, 2005 | (40 / 62, 2 TD, 3 Int) |
| 441 | Kurt Warner vs. Denver | Sept. 4, 2000 | (25 / 35, 3 TD, 3 Int) |
| 436 | James Harris @ Miami..... | Oct. 3, 1976 | (17 / 29, 2 TD, 1 Int) |
| 431 | Trent Green vs. Carolina..... | Nov. 5, 2000 | (29 / 42, 2 TD, 0 Int) |
| 406 | Jim Hardy vs. Chicago Cardinals..... | Oct. 31, 1948 | (28 / 53, 3 TD, 2 Int) |
| 401 | Tony Banks @ Atlanta | Nov. 2, 1997 | (30 / 42, 2 TD, 1 Int) |
| 401 | Kurt Warner @ New England | Nov. 18, 2001 | (23 / 34, 3 TD, 2 Int) |
| 394 | Kurt Warner vs. San Francisco | Sept. 17, 2000 | (23 / 34, 2 TD, 2 Int) |
| 390 | Kurt Warner vs. San Diego | Oct. 1, 2000 | (24 / 30, 4 TD, 0 Int) |
| 388 | Marc Bulger vs. Washington..... | Dec. 24, 2006 | (25 / 38, 4 TD, 0 Int) |
| 385 | Kurt Warner vs. New Orleans | Oct. 28, 2001 | (29 / 47, 1 TD, 4 Int) |
| 378 | Marc Bulger @ San Francisco..... | Nov. 2, 2003 | (26 / 42, 1 TD, 2 Int) |
| 377 | Jim Everett @ Philadelphia..... | Nov. 6, 1988 | (24 / 45, 2 TD, 4 Int) |
| 377 | Sam Bradford vs. Minnesota..... | Dec. 16, 2012 | (35/55, 3 TD, 1 Int) |
| 375 | Marc Bulger @ Pittsburgh..... | Oct. 26, 2003 | (22 / 37, 1 TD, 0 Int) |
| 375 | Austin Davis @ Philadelphia..... | Oct. 5, 2014 | (29/49, 3 TD, 0 Int) |
| 372 | Billy Wade @ Green Bay | Nov. 16, 1958 | (19 / 42, 1 TD, 2 Int) |
| 372 | Jim Everett vs. Cincinnati..... | Oct. 7, 1990 | (25 / 46, 2 TD, 0 Int) |
| 372 | Mark Rypien vs. Buffalo | Dec. 10, 1995 | (31 / 55, 1 TD, 2 Int) |
| 368 | Jim Everett vs. Indianapolis | Sept. 17, 1989 | (28 / 35, 3 TD, 1 Int) |
| 368 | Marc Bulger vs. San Francisco..... | Sept. 19, 2007 | (24 / 41, 1 TD, 0 Int) |
| 366 | Trent Green vs. Washington..... | Nov. 20, 2000 | (23 / 38, 2 TD, 1 Int) |
| 365 | Jim Everett @ Denver..... | Nov. 27, 1988 | (25 / 47, 2 TD, 1 Int) |
| 365 | Jim Everett vs. New Orleans..... | Dec. 9, 1990 | (31 / 50, 1 TD, 2 Int) |
| 362 | Marc Bulger @ San Francisco..... | Sept. 11, 2005 | (34 / 56, 2 TD, 1 Int) |
| 360 | Marc Bulger vs. Seattle..... | Oct. 15, 2006 | (26 / 39, 3 TD, 1 Int) |
| 359 | Kurt Warner vs. Indianapolis..... | Dec. 30, 2001 | (23 / 30, 3 TD, 1 Int) |
| 358 | Marc Bulger vs. New Orleans..... | Sept. 26, 2004 | (32 / 49, 1 TD, 0 Int) |
| 356 | Billy Wade @ Baltimore | Nov. 23, 1958 | (24 / 41, 0 TD, 2 Int) |
| 356 | Marc Bulger vs. Chicago..... | Dec. 11, 2006 | (34 / 55, 3 TD, 0 Int) |
| 354 | Jamie Martin vs. San Francisco..... | Dec. 24, 2005 | (33 / 41, 1 TD, 2 Int) |
| 354 | Marc Bulger vs. Kansas City..... | Nov. 5, 2006 | (31 / 42, 1 TD, 0 Int) |
| 353 | Tony Banks @ Baltimore | Oct. 27, 1996 | (26 / 40, 1 TD, 1 Int) |



| | | | |
|-----|------------------------------|----------------|------------------------|
| 352 | Marc Bulger vs. Atlanta..... | Oct. 13, 2003 | (23 / 34, 2 TD, 2 Int) |
| 352 | Sam Bradford @ Atlanta..... | Sept. 15, 2013 | (32 / 55, 3 TD, 1 Int) |
| 351 | Kurt Warner @ Carolina..... | Dec. 5, 1999 | (22 / 31, 3 TD, 2 Int) |

CAREER 300-YARD PASSING GAMES

| Games | Player | W-L-T | Games | Player | W-L-T |
|-------|------------------------|-------|----------|------------------------|------------|
| 30 | Kurt Warner..... | 22-8 | 2 | Dieter Brock..... | 0-2 |
| 27 | Marc Bulger..... | 12-15 | 2 | Bob Waterfield..... | 2-0 |
| 20 | Jim Everett..... | 10-10 | 2 | Austin Davis..... | 0-2 |
| 7 | Sam Bradford..... | 2-5 | 1 | Zeke Bratkowski..... | 1-0 |
| 5 | Norm Van Brocklin..... | 4-1 | 1 | Ryan Fitzpatrick..... | 1-0 |
| 3 | Tony Banks..... | 1-2 | 1 | Gus Frerotte..... | 1-0 |
| 3 | Vince Ferragamo..... | 1-2 | 1 | Jared Goff..... | 1-0 |
| 3 | Roman Gabriel..... | 2-1 | 1 | Pat Haden..... | 0-1 |
| 3 | Trent Green..... | 2-1 | 1 | Jim Hardy..... | 0-1 |
| 3 | Chris Miller..... | 1-2 | 1 | James Harris..... | 1-0 |
| 3 | Mark Rypien..... | 0-3 | 1 | Case Keenum..... | 0-1 |
| 3 | Bill Wade..... | 1-2 | 1 | Jamie Martin..... | 1-0 |

RECEIVING

| | | | |
|-----|---|----------------------|-----------------------------|
| 336 | *Willie Anderson @ New Orleans..... | Nov. 26, 1989 | (15 receptions, 1 TD) |
| 303 | Jim Benton @ Detroit..... | Nov. 22, 1945 | (10 receptions, 1 TD) |
| 238 | Harold Jackson vs. Dallas..... | Oct. 14, 1973 | (7 receptions, 4 TD) |
| 233 | Isaac Bruce @ Atlanta..... | Nov. 2, 1997 | (10 receptions, 3 TD) |
| 230 | Henry Ellard vs. Indianapolis..... | Sept. 17, 1989 | (12 receptions, 1 TD) |
| 229 | Isaac Bruce @ Baltimore..... | Oct. 27, 1996 | (11 receptions, 1 TD) |
| 226 | <i>Eddie Kennison @ Atlanta.....</i> | <i>Dec. 15, 1996</i> | <i>(5 receptions, 3 TD)</i> |
| 220 | Ron Jessie @ Miami..... | Oct. 3, 1976 | (7 receptions, 2 TD) |
| 210 | Isaac Bruce vs. Miami..... | Dec. 24, 1995 | (15 receptions, 1 TD) |
| 208 | <i>Jim Phillips @ Green Bay.....</i> | <i>Nov. 16, 1958</i> | <i>(8 receptions, 1 TD)</i> |
| 207 | Carroll Dale @ Detroit..... | Nov. 17, 1963 | (7 receptions, 3 TD) |
| 204 | Marshall Faulk (RB) vs. Chicago..... | Dec. 26, 1999 | (12 receptions, 1 TD) |
| 203 | Torry Holt vs. Indianapolis..... | Dec. 30, 2001 | (7 receptions, 2 TD) |
| 202 | Jim Benton @ New York Yanks..... | Dec. 5, 1946 | (12 receptions, 2 TD) |
| 200 | Tommy McDonald vs. Cleveland..... | Dec. 12, 1965 | (6 receptions, 2 TD) |
| 200 | Torry Holt @ San Francisco..... | Nov. 2, 2003 | (11 receptions, 1 TD) |
| 196 | Elroy Hirsch vs. Green Bay..... | Dec. 12, 1953 | (9 receptions, 0 TD) |
| 195 | Elroy Hirsch vs. Chicago Cardinals..... | Nov. 11, 1951 | (6 receptions, 2 TD) |
| 192 | Isaac Bruce, vs. Minnesota..... | Sept. 13, 1998 | (11 receptions, 1 TD) |
| 191 | Isaac Bruce, vs. Atlanta..... | Oct. 12, 1995 | (10 receptions, 2 TD) |
| 189 | Tom Fears vs. Green Bay..... | Dec. 3, 1950 | (3 receptions, 2 TD) |
| 189 | Torry Holt @ Atlanta..... | Sept. 24, 2000 | (3 receptions, 2 TD) |
| 188 | Isaac Bruce vs. San Francisco..... | Sept. 17, 2000 | (8 receptions, 1 TD) |
| 183 | George Farmer vs. Chicago..... | Dec. 26, 1982 | (9 receptions, 1 TD) |
| 181 | Isaac Bruce @ Indianapolis..... | Oct. 1, 1995 | (8 receptions, 2 TD) |
| 179 | Isaac Bruce vs. New Orleans..... | Oct. 28, 2001 | (7 receptions, 1 TD) |
| 175 | Del Shofner vs. Baltimore..... | Dec. 6, 1958 | (5 receptions, 1 TD) |
| 174 | Torry Holt @ Pittsburgh..... | Oct. 26, 2003 | (7 receptions, 1 TD) |
| 173 | Elroy Hirsch @ New York Yanks..... | Sept. 28, 1951 | (9 receptions, 4 TD) |
| 173 | Isaac Bruce vs. San Francisco..... | Oct. 22, 1995 | (9 receptions, 0 TD) |
| 172 | Torry Holt vs. Minnesota..... | Dec. 10, 2000 | (9 receptions, 0 TD) |
| 171 | Henry Ellard @ Detroit..... | Dec. 6, 1987 | (7 receptions, 1 TD) |
| 170 | Isaac Bruce @ Green Bay..... | Nov. 29, 2004 | (9 receptions, 1 TD) |
| 169 | Del Shofner @ Detroit..... | Nov. 15, 1959 | (5 receptions, 1 TD) |
| 168 | Elroy Hirsch @ Green Bay..... | Oct. 11, 1953 | (8 receptions, 0 TD) |
| 167 | Henry Ellard @ Denver..... | Nov. 27, 1988 | (11 receptions, 2 TD) |
| 167 | Isaac Bruce vs. San Diego..... | Oct. 1, 2000 | (9 receptions, 2 TD) |
| 166 | Henry Ellard @ Philadelphia..... | Nov. 6, 1988 | (7 receptions, 1 TD) |
| 165 | Henry Ellard vs. Atlanta..... | Oct. 8, 1989 | (8 receptions, 0 TD) |
| 165 | Torry Holt @ Tampa Bay..... | Dec. 18, 2000 | (9 receptions, 1 TD) |
| 163 | Elroy Hirsch @ San Francisco..... | Oct. 28, 1951 | (4 receptions, 1 TD) |
| 163 | Jim Phillips vs. Chicago..... | Sept. 23, 1961 | (9 receptions, 0 TD) |
| 163 | Henry Ellard vs. Phoenix..... | Nov. 19, 1989 | (7 receptions, 2 TD) |
| 163 | Isaac Bruce vs. San Diego..... | Nov. 10, 2002 | (10 receptions, 3 TD) |
| 163 | Torry Holt, vs. Tennessee..... | Sept. 25, 2005 | (9 receptions, 1 TD) |
| 163 | Torry Holt, vs. San Francisco..... | Dec. 24, 2005 | (10 receptions, 1 TD) |
| 163 | <i>Donnie Avery @ New England.....</i> | <i>Oct. 26, 2008</i> | <i>(6 receptions, 1 TD)</i> |
| 162 | Tom Fears @ New York Yanks..... | Sept. 28, 1951 | (7 receptions, 0 TD) |
| 161 | Torry Holt vs. Atlanta..... | Oct. 13, 2003 | (11 receptions, 2 TD) |
| 160 | Danny Amendola..... | Sept. 16, 2012 | (15 receptions, 1 TD) |
| 160 | Henry Ellard vs. Kansas City..... | Nov. 10, 1991 | (8 receptions, 1 TD) |
| 160 | Torry Holt vs. San Francisco..... | Dec. 5, 2004 | (10 receptions, 1 TD) |



| | | | |
|-----|--------------------------------|----------------|-----------------------|
| 159 | Tom Fears vs. Washington | Dec. 11, 1949 | (10 receptions, 2 TD) |
| 157 | Elroy Hirsch @ New York Yanks | Nov. 19, 1954 | (5 receptions, 0 TD) |
| 157 | Bob Boyd vs. San Francisco | Oct. 3, 1954 | (5 receptions, 1 TD) |
| 155 | Tommy McDonald @ Chicago | Oct. 10, 1965 | (9 receptions, 0 TD) |
| 154 | Jim Phillips @ New York Giants | Oct 22, 1961 | (8 receptions, 1 TD) |
| 154 | Willie Anderson @ Atlanta | Sept. 11, 1994 | (5 receptions, 1 TD) |
| 154 | Torry Holt vs. Seattle | Oct. 15, 2006 | (8 receptions, 3 TD) |
| 152 | Isaac Bruce @ Cincinnati | Oct. 3, 1999 | (6 receptions, 0 TD) |
| 152 | Drew Hill @ Pittsburgh | Sept. 16, 1984 | (4 receptions, 1 TD) |
| 151 | Jim Benton, @ Chicago | Oct. 21, 1945 | (7 receptions, 1 TD) |
| 151 | Jim Phillips, @ Dallas | Nov. 6, 1960 | (7 receptions, 2 TD) |
| 151 | Jack Snow, @ Baltimore | Oct. 15, 1967 | (3 receptions, 2 TD) |
| 151 | Ron Jessie, @ Atlanta | Nov. 16, 1975 | (10 receptions, 1 TD) |
| 151 | Torry Holt @ Carolina | Dec. 12, 2004 | (6 receptions, 1 TD) |
| 150 | Elroy Hirsch, @ San Francisco | Oct. 7, 1956 | (8 receptions, 2 TD) |
| 150 | Jack Snow, vs. Detroit | Dec. 14, 1970 | (7 receptions, 0 TD) |

*NFL Record

GAMES WITH MORE THAN ONE 100-YARD RECEIVER

| | |
|----------------|---|
| Dec. 11, 1949 | vs. Washington, Tom Fears (10-159) and Bob Shaw (5 -137) |
| Sept. 22, 1950 | vs. New York Yanks, Glen Davis (5-103) and Dick Hoerner (4-105) |
| Nov. 19, 1950 | @ New York Yanks, Dick Hoerner (14-125) and Elroy Hirsch (8-157) |
| Sept. 28, 1951 | @ New York Yanks, Tom Fears (7-162), Elroy Hirsch (9-173), and Verda (V.T.) Smith (2-103) |
| Dec. 14, 1952 | vs. Pittsburgh, Tom Fears (10-122) and Elroy Hirsch (4-108) |
| Oct. 4, 1953 | @ San Francisco, Bob Boyd (4-107) and Elroy Hirsch (9-107) |
| Sept. 26, 1954 | @ Baltimore, Skeet Quinlan (4-135) and Bob Boyd (4-121) |
| Oct. 10, 1954 | @ Detroit, Bob Boyd (8-128) and Elroy Hirsch (6-105) |
| Nov. 21, 1954 | @ New York Giants, Bob Boyd (5-103) and Tom Fears (9-136) |
| Dec. 12, 1954 | vs. Green Bay, Bob Boyd (4-106) and Elroy Hirsch (5-119) |
| Oct. 7, 1956 | @ San Francisco, Elroy Hirsch (8-150) and Bob Boyd (7-119) |
| Nov. 23, 1958 | @ Baltimore, Lamar Lundy (6-103) and Del Shofner (8-110) |
| Oct. 11, 1964 | @ Chicago, Jim Phillips (7-110) and Bucky Pope (4-108) |
| Nov. 1, 1964 | @ Detroit, Carroll Dale (7-109) and Marlin McKeever (6-100) |
| Dec. 4, 1976 | vs. Atlanta, Ron Jessie (4-112) and Dwight Scales (2-102) |
| Dec. 26, 1982 | vs. Chicago, George Farmer (9-183) and Preston Dennard (5-122) |
| Sept. 9, 1990 | @ Green Bay, Henry Ellard (6-106) and Willie Anderson (5-128) |
| Oct. 7, 1990 | vs. Cincinnati, Henry Ellard (7-100) and Willie Anderson (7-144) |
| Dec. 9, 1990 | vs. New Orleans, Henry Ellard (5-107) and Willie Anderson (5-123) |
| Sept. 1, 1991 | vs. Phoenix, Robert Delpino (10-113) and Henry Ellard (7-116) |
| Dec. 5, 1999 | @ Carolina, Isaac Bruce (6-111) and Az-Zahir Hakim (4-122) |
| Dec. 12, 1999 | @ New Orleans, Isaac Bruce (4-102) and Torry Holt (6-113) |
| Sept. 4, 2000 | vs. Denver, Az-Zahir Hakim (5-118), Torry Holt (6-103), and Marshall Faulk (4-100) |
| Oct. 1, 2000 | vs. San Diego, Isaac Bruce (9-167), Marshall Faulk (6-116), and Az-Zahir Hakim (5-104) |
| Nov. 5, 2000 | vs. Carolina, Az-Zahir Hakim (8-147) and Torry Holt (4-130) |
| Nov. 10, 2002 | vs. San Diego, Isaac Bruce (10-163) and Torry Holt (7-118) |
| Sept. 7, 2003 | @ New York Giants, Isaac Bruce (8-120), and Torry Holt (7-111) |
| Sept. 19, 2004 | @ Atlanta, Torry Holt (9-121) and Isaac Bruce (5-102) |
| Oct. 1, 2006 | vs. Detroit, Isaac Bruce (7-100) and Torry Holt (6-102) |
| Dec. 24, 2006 | vs. Washington, Isaac Bruce (9-148) and Steven Jackson (6-102) |

CAREER 100-YARD RECEIVING GAMES

| Games | Player | W-L-T | Games | Player | W-L-T |
|-------|---------------------|-------|-------|--------------------------|-------|
| 46 | Torry Holt | 27-19 | 4 | Az-Zahir Hakim | 3-1 |
| 43 | Isaac Bruce | 22-21 | 4 | Martin McKeever (TE) | 1-3 |
| 26 | Henry Ellard | 12-14 | 3 | Preston Dennard | 1-2 |
| 21 | Elroy Hirsch | 12-9 | 3 | Drew Hill | 1-2 |
| 16 | Tom Fears | 8-7-1 | 3 | Amp Lee (RB) | 1-2 |
| 15 | Bob Boyd | 9-5-1 | 3 | Bucky Pope | 1-2 |
| 14 | Jim Phillips | 4-9-1 | 2 | Bob Carey | 1-1 |
| 10 | Jack Snow | 5-4-1 | 2 | Robert Delpino (RB) | 0-2 |
| 9 | Willie Anderson | 4-5 | 2 | George Farmer | 0-2 |
| 8 | Carroll Dale | 2-5-1 | 2 | Steven Jackson (RB) | 1-1 |
| 8 | Harold Jackson | 5-3 | 2 | Eddie Kennison | 1-1 |
| 8 | Del Shofner | 2-6 | 2 | Willie Miller | 1-1 |
| 6 | Tommy McDonald | 4-2 | 2 | Ricky Proehl | 2-0 |
| 5 | Kenny Britt | 2-3 | 2 | Verda (V. T.) Smith (RB) | 1-1 |
| 5 | Bernie Casey | 3-0-2 | 2 | Billy Truax (TE) | 2-0 |
| 5 | Ron Jessie | 5-0 | 2 | Wendell Tucker | 2-0 |
| 4 | Jim Benton | 3-1 | 2 | Danny Amendola | 1-0-1 |
| 4 | Marshall Faulk (RB) | 4-0 | 2 | Chris Givens | 1-1 |
| | | | 1 | Danario Alexander (WR) | 0-1 |



| Games | Player..... | W-L-T |
|-------|-------------------------|-------|
| 1 | Jon Arnett (RB) | 0-1 |
| 1 | Donnie Avery (WR)..... | 0-1 |
| 1 | Johnny Bailey (RB)..... | 0-1 |
| 1 | Mike Barber (TE)..... | 0-1 |
| 1 | Jim Bertlesen (RB)..... | 0-1 |
| 1 | Ron Brown | 1-0 |
| 1 | Leon Clarke..... | 1-0 |
| 1 | Mark Clayton (WR)..... | 0-1 |
| 1 | Aaron Cox | 1-0 |
| 1 | Kevin Curtis..... | 1-0 |
| 1 | Glen Davis..... | 1-0 |
| 1 | Troy Drayton (TE) | 1-0 |
| 1 | Pete Holohan (TE) | 1-0 |

| Games | Player..... | W-L-T |
|-------|---------------------------|------------|
| 1 | Tom Keane..... | 1-0 |
| 1 | Lamar Lundy (TE)..... | 0-1 |
| 1 | Ollie Matson (RB)..... | 0-1 |
| 1 | Shaun McDonald..... | 0-1 |
| 1 | Dwight Scales | 1-0 |
| 1 | Bob Shaw..... | 1-0 |
| 1 | Clendon Thomas (RB) | 0-1 |
| 1 | Billy Waddy | 1-0 |
| 1 | Brandon Gibson | 1-0 |
| 1 | Lance Kendricks (TE)..... | 1-0 |
| 1 | Jared Cook (TE)..... | 1-0 |
| 1 | Tavon Austin | 1-0 |
| 1 | Stedman Bailey | 1-0 |

GAMES WITH 300-YARD PASSER, 100-YARD RUSHER, 100-YARD RECEIVIER

| | |
|-----------------------------------|--|
| vs. San Francisco, Oct. 23, 1983 | QB Vince Ferragamo (26-35, 327 yds, 5 TD, 2 Int.); RB Eric Dickerson (25-144); TE Mike Barber (8-113, 1 TD) |
| @ Detroit, Dec. 6, 1987 | QB Jim Everett (20-26, 324 yds, 2 TD, 2 Int.); RB Charles White (29-102, 1 TD); WR Henry Ellard (7-171, 1 TD) |
| @ Denver, Nov. 27, 1988 | QB Jim Everett (25-47, 365 yds, 2 TD, 1 Int.); RB Greg Bell (22-112, 1 TD); WR Henry Ellard (11-167, 2 TD) |
| vs. Atlanta, Oct. 21, 1990 | QB Jim Everett (24-38, 302 yds, 3 TD); RB Cleveland Gary (19-102, 2 TD); WR Henry Ellard (6-109, 1 TD) |
| @ Atlanta, Dec. 15, 1996 | QB Tony Banks (11-16, 304 yds, 3 TD, 1 Int.); RB Lawrence Phillips (22-122, 1 TD); WR Eddie Kennison (5-226, 3 TD) |
| @ Carolina, Dec. 5, 1999 | QB Kurt Warner (22-31, 351 yds, 3 TD, 2 Int.); RB Marshall Faulk (22-118); WR Az-Zahir Hakim (4-122, 2 TD); WR Isaac Bruce (6-111) |
| @ New Orleans, Dec. 12, 1999 | QB Kurt Warner (21-31, 346 yds, 2 TD, 1 Int.); RB Marshall Faulk (29-154, 1 TD); WR Torry Holt (6-112); WR Isaac Bruce (4-102) |
| vs. San Francisco, Sept. 17, 2000 | QB Kurt Warner (23-34, 394 yds, 2 TD, 2 Int.); RB Marshall Faulk (25-134, 3 TD); WR Isaac Bruce (8-188, 1 TD) |
| vs. San Diego, Oct. 1, 2000 | QB Kurt Warner (30-24, 390, 4 TD); RB Justin Watson (14-102, 1 TD); WR Isaac Bruce (9-167, 2 TD); RB Marshall Faulk (6-116, 2 TD); WR Az-Zahir Hakim (5-104) |
| vs. Minnesota, Dec. 10, 2000 | QB Kurt Warner (27-32, 346 yds); RB Marshall Faulk (25-135, 4 TD); WR Torry Holt (9-172) |
| @ San Francisco, Sept. 23, 2001 | QB Kurt Warner (24-35, 321 yds, 3 TD, 1 Int.); RB Marshall Faulk (18-105); WR Isaac Bruce (8-144, 1 TD) |
| vs. Indianapolis, Dec. 30, 2001 | QB Kurt Warner (23-20, 359 yds, 3 TD, 1 Int.); RB Marshall Faulk (25-118, 3 TD); WR Torry Holt (7-203, 2 TD) |
| @ Arizona, Nov. 23, 2003 | QB Marc Bulger (28-44, 329 yds, 1 TD, 4 Int.); RB Marshall Faulk (24-100, 1 TD); WR Torry Holt (9-145) |
| @ Houston, Nov. 27, 2005 | QB Ryan Fitzpatrick (19-30, 310 yards, 1 TD, 3 Int.); RB Steven Jackson (25-110, 1 TD); WR Torry Holt (10-130, 1 TD) |
| vs. Washington | QB Marc Bulger (28-38), 388 yards, 4 TD, 0 Int.); RB Steven Jackson (33-150, 1 TD); WR Isaac Bruce (9-148, 1 TD); RB Steven Jackson (6-102, 1 TD) |

LARGEST MARGIN OF VICTORY

| |
|--|
| 59 points (59-0) vs. Atlanta, Dec. 4, 1976 |
| 52 points (52-0) vs. Oakland, Nov. 30, 2014 |
| 49 points (56-7) vs. San Francisco, Nov. 9, 1958 |
| 48 points (48-0) @ Baltimore, Sept. 26, 1954 |
| 43 points (70-27) vs. Baltimore, Oct. 22, 1950 |
| (45-21) vs. Baltimore, Dec. 5, 1953 |
| (59-16) vs. Atlanta, Nov. 10, 1996 |
| 41 points (65-24) vs. Detroit, Oct. 29, 1950 |
| (55-14) vs. New York Giants, Nov. 13, 1966 |
| 40 points (54-14) @ New York Yanks, Sept. 28, 1951 |
| 39 points (42-3) @ Philadelphia, Nov. 3, 1975 |
| (45-6) vs. Seattle, Oct. 31, 1976 |

LARGEST MARGIN OF DEFEAT

| |
|--|
| 48 points (48-0) @ San Francisco, Dec. 27, 1987 |
| 44 points (47-3) @ New York Jets, Nov. 9, 2008 |
| 47 points (47-0) @ Chicago Bears, Nov. 29, 1942 |
| 40 points (47-7) @ Tennessee, Dec. 13, 2009 |
| 39 points (49-10) @ Kansas City, Dec. 8, 2002 |
| 38 points (52-14) vs. Chicago Bears, Oct. 13, 1963 |
| (44-6) @ Detroit, Oct. 10, 2010 |
| (45-7) vs. New England, Oct. 28, 2012 |
| (44-6) vs. Arizona Cardinals, Jan. 1, 2017 |
| 36 points (56-20) @ Philadelphia, Oct. 8, 1950 |
| (42-6) @ Pittsburgh, Nov. 3, 1996 |
| (42-6) vs. Indianapolis, Oct. 25, 2009 |
| 35 points (35-0) @ San Francisco, Oct. 4, 2009 |
| (38-3) @ Philadelphia, Sept. 7, 2008 |
| (35-0) @ San Francisco, Oct. 8, 1961 |
| (56-21) @ Baltimore, Nov. 25, 1956 |
| (42-7) vs. Green Bay, Nov. 12, 1944 |
| (49-14) @ New York, Nov. 16, 1941 |





**LOS ANGELES
RAMS
2017 GAME
SUMMERRIES**



1**LOS ANGELES 46, INDIANAPOLIS 9**
September 10, 2017 - L.A. Memorial Coliseum - Los Angeles, Calif.**WEATHER: 90 degrees, sunny - ATTENDANCE: 60,128 - TIME: 1:05 p.m.**

The Los Angeles Rams opened the Sean McVay era with an impressive win against the Indianapolis Colts by a score of 46-9. The Rams were clicking on all three phases. The offensive unit, led by QB Jared Goff recorded 318 yards through the air Goff completed 21-of-29 passing attempts for 306 yards and one touchdown. The L.A. defensive unit scored the first touchdown of the 2017 campaign by way of a pick-six by CB Trumaine Johnson who intercepted a QB Scott Tolzien pass and returned it 39 yards for a score. S Lamarcus Joyner also recorded a pick six in the contest and DE Morgan Fox forced a Colts safety, marking the first time a team has recorded two interceptions returned for touchdowns and a safety in the first game of the season. Additionally the Rams defensive unit did not allow the Colts to convert a single third down attempt (0-for-10) or their lone fourth down attempt. Completing the trifecta, the L.A. special teams unit did not allow a single return yard in the contest - P Johnny Hekker recorded five punts covering 218 yards (43.6 net yards/punt) with all five punts landing inside the Indianapolis Colts' 20-yard line, none of which went for a touchback. K Greg Zuerlein connected on all three field goal attempts from distances of 50 yards, 35 yards and 44 yards.

STARTING LINEUPS**INDIANAPOLIS COLTS**

| | | | |
|-------|--------------|---------|-------------|
| WR 13 | T. Hilton | DE 96 | H. Anderson |
| LT 74 | A. Castonzo | NT 99 | A. Woods |
| LG 67 | J. Vujnovich | DT 95 | J. Hankins |
| C 69 | D. Bond | SLB 51 | J. Simon |
| RG 75 | J. Mewhort | MIKE 44 | A. Morrison |
| RT 71 | D. Good | WILL 57 | J. Bostic |
| TE 84 | J. Doyle | RUSH 93 | J. Sheard |
| WR 10 | D. Moncrief | LCB 30 | R. Melvin |
| QB 16 | S. Tolzien | SS 41 | M. Farley |
| TE 85 | B. Williams | FS 20 | D. Butler |
| RB 23 | F. Gore | S 32 | T. Green |

LOS ANGELES RAMS

| | | | |
|-------|---------------|--------|---------------|
| TE 81 | G. Everett | DE 93 | E. Westbrooks |
| TE 89 | T. Higbee | NT 90 | M. Brockers |
| LT 77 | A. Whitworth | DT 95 | T. Walker |
| LG 76 | R. Saffold | OLB 94 | R. Quinn |
| C 65 | J. Sullivan | OLB 98 | C. Barwin |
| RG 68 | J. Brown | ILB 52 | A. Ogletree |
| RT 79 | R. Havenstein | ILB 26 | M. Barron |
| WR 12 | S. Watkins | LCB 22 | T. Johnson |
| WR 17 | R. Woods | RCB 21 | K. Webster |
| QB 16 | J. Goff | SS 31 | M. Alexander |
| RB 30 | T. Gurley II | FS 20 | L. Joyner |

LOS ANGELES SUBSTITUTIONS: K 4 G. Zuerlein, P 6 J. Hekker, WR 10 P. Cooper, WR 11 T. Austin, QB 14 S. Mannion, WR 18 C. Kupp, CB 23 N. Robey-Coleman, DB 24 B. Countess, RB 33 J. Davis, RB 34 M. Brown, CB 36 D. Hatfield, S 38 Co. Davis, S 43 J. Johnson, LS 44 J. McQuaide, OLB 50 S. Ebukam, LB 54 B. Hager, OLB 58 C. Littleton, T 63 D. Williams, C 66 A. Blythe, WR 83 J. Reynolds, TE 86 D. Carrier, DT 92 T. Smart, DE 96 M. Longacre, DE 97 M. Fox

LOS ANGELES INACTIVES: QB 8 B. Allen, DB 41 M. Christian, OLB 51 E. Price, T 64 A. Donnal, C 70 J. Dielman, DE 71 Q. Jefferson, C 72 A. Neary

SCORING SUMMARY

| | 1 | 2 | 3 | 4 | OT | TOTAL | FIELD GOALS |
|-----------------------------------|----|----|----|---|----|-------|------------------|
| VISITOR Indianapolis Colts | 3 | 0 | 0 | 6 | - | 9 | (20), 38LU |
| HOME Los Angeles Rams | 10 | 17 | 10 | 9 | - | 46 | (50), (35), (44) |

Clock

| TEAM | Qtr | Time | Play (Extra Point) (Drive Info) | Visitor | Home |
|-------|-----|-------|--|---------|------|
| Rams | 1 | 12:43 | G. Zuerlein 50 yd. Field Goal (7-43, 2:17) | 0 | 3 |
| Rams | 1 | 11:10 | T. Johnson 39 yd. INT return (G. Zuerlein kick) | 0 | 10 |
| Colts | 1 | 6:21 | A. Vinatieri 20 yd. Field Goal (9-73, 4:49) | 3 | 10 |
| Rams | 2 | 9:37 | T. Gurley 5 yd. run (G. Zuerlein kick) (5-69, 2:12) | 3 | 17 |
| Rams | 2 | 5:20 | C. Kupp 18 yd. pass from J. Goff (G. Zuerlein kick) (6-58, 2:09) | 3 | 24 |
| Rams | 2 | 0:17 | G. Zuerlein 35 yd. Field Goal (6-43, 2:51) | 3 | 27 |
| Rams | 3 | 7:23 | G. Zuerlein 44 yd. Field Goal (8-46, 4:40) | 3 | 30 |
| Rams | 3 | 7:15 | L. Joyner 29 yd. INT return (G. Zuerlein kick) | 3 | 37 |
| Colts | 4 | 11:32 | M. Mack 3 yd. run (kick failed, wr) (5-84, 2:41) | 9 | 37 |
| Rams | 4 | 9:18 | J. Brissett tackled in end zone by M. Fox for a safety | 9 | 39 |
| Rams | 4 | 4:28 | M. Brown 3 yd. run (G. Zuerlein kick) (8-57, 4:50) | 9 | 46 |



FINAL TEAM STATISTIC

| | COLTS | RAMS | | COLTS | RAMS |
|--|----------------|-----------------|---------------------------------------|----------------|-----------------|
| TOTAL FIRST DOWNS | 10 | 19 | FGs - PATs Had Blocked | 0-0 | 0-0 |
| By Rushing | 3 | 5 | Net Punting Average | 47.8 | 43.6 |
| By Passing | 6 | 13 | TOTAL RETURN YARDAGE (W/O KOR) | 0 | 83 |
| By Penalty | 1 | 1 | No. and Yards Punt Returns | 3-0 | 3-15 |
| THIRD DOWN EFFICIENCY | 0-10-0% | 5-14-36% | No. and Yards Kickoff Returns | 0-0 | 2-48 |
| FOURTH DOWN EFFICIENCY | 0-1-0% | 0-0-0% | No. and Yards Interception Returns | 0-0 | 2-68 |
| TOTAL NET YARDS | 225 | 373 | PENALTIES Number and Yards | 4-20 | 7-50 |
| Total Offensive Plays | 49 | 64 | FUMBLES Number and Lost | 3-1 | 2-1 |
| Average gain per offensive play | 4.6 | 5.8 | TOUCHDOWNS | 1 | 5 |
| NET YARDS RUSHING | 75 | 63 | Rushing | 1 | 2 |
| Total Rushing Plays | 24 | 33 | Passing | 0 | 1 |
| Average gain per rushing play | 3.1 | 1.9 | Returns | 0 | 2 |
| Tackles for a loss-number and yards | 4-15 | 3-13 | EXTRA POINTS Made-Attempts | 0-1 | 5-5 |
| NET YARDS PASSING | 150 | 310 | Kicking Made-Attempts | 1-2 | 5-5 |
| Times thrown - yards lost attempting to pass | 4-29 | 1-8 | FIELD GOALS Made-Attempts | 1-2 | 3-3 |
| Gross yards passing | 179 | 318 | RED ZONE EFFICIENCY | 1-2-50% | 3-4-75% |
| PASS ATTEMPTS-COMP-HAD INT | 21-11-2 | 30-22-0 | GOAL TO GO EFFICIENCY | 1-2-50% | 1-1-100% |
| Avg gain per pass play | 6.0 | 10.0 | SAFETIES | 0 | 1 |
| KICKOFFS Number-In End Zone-TBs | 4-2-2 | 9-9-9 | FINAL SCORE | 9 | 46 |
| PUNTS Number and Average | 6-50.3 | 5-43.6 | TIME OF POSSESSION | 25:35 | 34:25 |
| Had Blocked | 0 | 0 | | | |

FINAL INDIVIDUAL STATISTIC

| INDIANAPOLIS COLTS | | | | | | | | | | LOS ANGELES RAMS | | | | | | | | | |
|------------------------|------------|------------|-------------|--------------|---------------|-----------|-----------|-------------|--|------------------------|------------|------------|-------------|--------------|---------------|-----------|-----------|--------------|--|
| RUSHING | ATT | YDS | AVG | LG | TD | | | | | RUSHING | ATT | YDS | AVG | LG | TD | | | | |
| F. Gore | 10 | 42 | 4.2 | 16 | 0 | | | | | T. Gurley | 19 | 40 | 2.1 | 12 | 1 | | | | |
| M. Mack | 10 | 24 | 2.4 | 24 | 1 | | | | | M. Brown | 7 | 16 | 2.3 | 5 | 1 | | | | |
| R. Turbin | 2 | 7 | 3.5 | 5 | 0 | | | | | T. Austin | 2 | 11 | 5.5 | 9 | 0 | | | | |
| S. Tolzien | 2 | 2 | 1.0 | 3 | 0 | | | | | J. Davis | 1 | 1 | 1.0 | 1 | 0 | | | | |
| Total | 24 | 75 | 3.1 | 24 | 1 | | | | | S. Mannion | 3 | -7 | -2.3 | -2 | 0 | | | | |
| | | | | | | | | | | Total | 33 | 63 | 1.9 | 12 | 2 | | | | |
| PASSING | ATT | CMP | YDS | SK/YD | TD | LG | IN | RT. | | PASSING | ATT | CMP | YDS | SK/YD | TD | LG | IN | RT. | |
| S. Tolzien | 18 | 9 | 128 | 4/29 | 0 | 32 | 2 | 33.8 | | J. Goff | 29 | 21 | 306 | 1/8 | 1 | 39 | 0 | 117.9 | |
| J. Brissett | 3 | 2 | 51 | 0/0 | 0 | 50 | 0 | 109.7 | | S. Mannion | 1 | 1 | 12 | 0/0 | 0 | 12 | 0 | 116.7 | |
| Total | 21 | 11 | 179 | 4/29 | 0 | 50 | 2 | 41.7 | | Total | 30 | 22 | 318 | 1/8 | 1 | 39 | 0 | 118.5 | |
| RECEIVING | NO | YDS | AVG | LG | TD | | | | | RECEIVING | NO | YDS | AVG | LG | TD | | | | |
| T. Hilton | 3 | 57 | 19.0 | 32 | 0 | | | | | S. Watkins | 5 | 58 | 11.6 | 24 | 0 | | | | |
| J. Doyle | 2 | 41 | 20.5 | 21 | 0 | | | | | T. Gurley | 5 | 56 | 11.2 | 23 | 0 | | | | |
| D. Moncrief | 1 | 50 | 50.0 | 50 | 0 | | | | | C. Kupp | 4 | 76 | 19.0 | 28 | 1 | | | | |
| M. Mack | 1 | 21 | 21.0 | 21 | 0 | | | | | R. Woods | 3 | 53 | 17.7 | 27 | 0 | | | | |
| F. Gore | 1 | 10 | 10.0 | 10 | 0 | | | | | T. Higbee | 2 | 17 | 8.5 | 9 | 0 | | | | |
| K. Aiken | 1 | 3 | 3.0 | 3 | 0 | | | | | G. Everett | 1 | 39 | 39.0 | 39 | 0 | | | | |
| M. Hazel | 1 | 1 | 1.0 | 1 | 0 | | | | | D. Carrier | 1 | 12 | 12.0 | 12 | 0 | | | | |
| R. Turbin | 1 | -4 | -4.0 | -4 | 0 | | | | | T. Austin | 1 | 7 | 7.0 | 7 | 0 | | | | |
| Total | 11 | 179 | 16.3 | 50 | 0 | | | | | Total | 22 | 318 | 14.5 | 39 | 1 | | | | |
| INTERCEPTIONS | NO | YDS | AVG | LG | TD | | | | | INTERCEPTIONS | NO | YDS | AVG | LG | TD | | | | |
| N/A | - | - | - | - | - | | | | | T. Johnson | 1 | 39 | 39.0 | 39t | 1 | | | | |
| Total | - | - | - | - | - | | | | | L. Joyner | 1 | 29 | 29.0 | 29t | 1 | | | | |
| | | | | | | | | | | Total | 2 | 68 | 34.0 | 39t | 2 | | | | |
| PUNTING | NO | YDS | AVG | NET | TB/120 | LG | | | | PUNTING | NO | YDS | AVG | NET | TB/120 | LG | | | |
| R. Sanchez | 6 | 302 | 50.3 | 47.8 | 0/2 | 53 | | | | J. Hekker | 5 | 218 | 43.6 | 43.6 | 0/5 | 47 | | | |
| Total | 6 | 302 | 50.3 | 47.8 | 0/2 | 53 | | | | Total | 5 | 218 | 43.6 | 43.6 | 0/5 | 47 | | | |
| PUNT RETURNS | NO | YDS | AVG | FC | LG | TD | | | | PUNT RETURNS | NO | YDS | AVG | FC | LG | TD | | | |
| Q. Bray | 3 | 0 | 0.0 | 0 | 0 | 0 | | | | T. Austin | 3 | 15 | 5.0 | 0 | 8 | 0 | | | |
| Total | 3 | 0 | 0.0 | 0 | 0 | 0 | | | | [OUT OF BOUNDS] | 3 | 0 | 0.0 | 0 | 0 | 0 | | | |
| | | | | | | | | | | Total | 3 | 15 | 5.0 | 0 | 8 | 0 | | | |
| KICKOFF RETURNS | NO | YDS | AVG | FC | LG | TD | | | | KICKOFF RETURNS | NO | YDS | AVG | FC | LG | TD | | | |
| [TOUCHBACK] | 9 | 0 | 0.0 | 0 | 0 | 0 | | | | P. Cooper | 1 | 35 | 35.0 | 0 | 35 | 0 | | | |
| Total | 9 | 0 | 0.0 | 0 | 0 | 0 | | | | T. Austin | 1 | 13 | 13.0 | 0 | 13 | 0 | | | |
| | | | | | | | | | | [TOUCHBACK] | 1 | 0 | 0.0 | 0 | 0 | 0 | | | |
| | | | | | | | | | | Total | 2 | 48 | 24.0 | 0 | 35 | 0 | | | |

DEFENSIVE STATISTICS (BASED ON COACHES' FILM REVIEW)

| PLAYER | T | S | A | S-YDS | I-YDS | PD | FF | FR | PLAYER | T | S | A | S-YDS | I-YDS | PD | FF | FR |
|------------------|---|---|---|-------|-------|----|----|----|----------------|-----------|-----------|-----------|-------------|-------------|----------|----------|----------|
| M. Brockers | 6 | 3 | 3 | 0-0 | 0-0 | 0 | 0 | 0 | B. Countess | 2 | 2 | 0 | 0-0 | 0-0 | 0 | 0 | 0 |
| A. Ogletree | 5 | 3 | 2 | 0-0 | 0-0 | 1 | 0 | 0 | J. Johnson III | 2 | 1 | 1 | 0-0 | 0-0 | 0 | 0 | 0 |
| L. Joyner | 4 | 3 | 1 | 0-0 | 1-29 | 1 | 0 | 0 | T. Smart | 2 | 2 | 0 | 0-0 | 0-0 | 1 | 0 | 0 |
| S. Ebukam | 4 | 1 | 3 | 0-0 | 0-0 | 0 | 0 | 0 | R. Quinn | 2 | 2 | 0 | 1-7 | 0-0 | 0 | 0 | 0 |
| M. Barron | 3 | 2 | 1 | 0-0 | 0-0 | 0 | 0 | 0 | M. Fox | 2 | 2 | 0 | 0-0 | 0-0 | 0 | 0 | 0 |
| M. Alexander | 3 | 1 | 2 | 0-0 | 0-0 | 0 | 0 | 0 | D. Hatfield | 1 | 1 | 0 | 0-0 | 0-0 | 0 | 0 | 0 |
| E. Westbrook | 3 | 2 | 1 | 1-6 | 0-0 | 0 | 0 | 0 | C. Davis | 1 | 0 | 1 | 0-0 | 0-0 | 0 | 0 | 0 |
| T. Walker | 3 | 2 | 1 | 1-7 | 0-0 | 0 | 0 | 0 | C. Littleton | 1 | 1 | 0 | 0-0 | 0-0 | 0 | 1 | 0 |
| K. Webster | 2 | 1 | 1 | 0-0 | 0-0 | 0 | 0 | 0 | M. Longacre | 1 | 1 | 0 | 1-9 | 0-0 | 1 | 0 | 0 |
| T. Johnson | 2 | 2 | 0 | 0-0 | 1-39 | 1 | 1 | 1 | C. Barwin | 1 | 0 | 1 | 0-0 | 0-0 | 0 | 0 | 0 |
| N. Robey-Coleman | 2 | 2 | 0 | 0-0 | 0-0 | 1 | 0 | 0 | TOTAL | 52 | 34 | 18 | 4-29 | 2-68 | 6 | 2 | 1 |





**LAST WEEK LOS
ANGELES RAMS'
GAMEBOOK**



National Football League Game Summary

NFL Copyright © 2017 by The National Football League. All rights reserved. This summary and play-by-play is for the express purpose of assisting media in their coverage of the game; any other use of this material is prohibited without the written permission of the National Football League. Updated: 9/11/2017

Date: Sunday, 9/10/2017

Indianapolis Colts at Los Angeles Rams
at Los Angeles Memorial Coliseum, Los Angeles, Calif.

Start Time: 1:05 PM PDT

Game Day Weather

Game Weather: Sunny
Played Outdoor on Turf: Grass

Temp: 90° F (32.2° C) Humidity: 38%, Wind: SW 2 mph
Outdoor Weather: Sunny,

Officials

Referee: Torbert, Ronald (62) Umpire: King, Paul (121) Down Judge: Thomas, Sarah (53)
Line Judge: Steinkerchner, Mark (84) Field Judge: Santi, Aaron (50) Side Judge: Edwards, Scott (3)
Back Judge: Yette, Greg (38) Replay Official: Bill Spyskma

Lineups

Indianapolis Colts

| Offense | | Defense | |
|---------|-------------|---------|------------|
| WR 13 | T.Hilton | DE 96 | H.Anderson |
| LT 74 | A.Castonzo | NT 99 | A.Woods |
| LG 67 | J.Vujnovich | DT 95 | J.Hankins |
| C 69 | D.Bond | SLB 51 | J.Simon |
| RG 75 | J.Mewhort | MIKE 44 | A.Morrison |
| RT 71 | D.Good | WILL 57 | J.Bostic |
| TE 84 | J.Doyle | RUSH 93 | J.Sheard |
| WR 10 | D.Moncrief | LCB 30 | R.Melvin |
| QB 16 | S.Tolzien | SS 41 | M.Farley |
| TE 85 | B.Williams | FS 20 | D.Butler |
| RB 23 | F.Gore | S 32 | T.Green |

Los Angeles Rams

| Offense | | Defense | |
|---------|--------------|---------|--------------|
| TE 81 | G.Everett | DE 93 | E.Westbrooks |
| TE 89 | T.Higbee | NT 90 | M.Brockers |
| LT 77 | A.Whitworth | DT 95 | T.Walker |
| LG 76 | R.Saffold | OLB 94 | R.Quinn |
| C 65 | J.Sullivan | OLB 98 | C.Barwin |
| RG 68 | J.Brown | ILB 52 | A.Ogletree |
| RT 79 | R.Havenstein | ILB 26 | M.Barron |
| WR 12 | S.Watkins | LCB 22 | T.Johnson |
| WR 17 | R.Woods | RCB 21 | K.Webster |
| QB 16 | J.Goff | SS 31 | M.Alexander |
| RB 30 | T.Gurley | FS 20 | L.Joyner |

Substitutions

P 2 R.Sanchez, K 4 A.Vinatieri, QB 7 J.Brissett, WR 11 Q.Bray, WR 14 M.Hazel, WR 17 K.Aiken, RB 25 M.Mack, CB 27 N.Hairston, CB 28 C.Milton, S 29 M.Hooker, CB 31 Q.Wilson, RB 33 R.Turbin, DB 42 K.Moore, LS 46 L.Rhodes, TE 47 D.Daniels, ILB 50 A.Walker, OLB 52 B.Mingo, OLB 58 T.Basham, ILB 59 J.George, G 61 A.Redmond, T 62 L.Clark, T/G 73 J.Haeg, DT 91 H.Ridgeway, DE 92 M.Hunt

Substitutions

K 4 G.Zuerlein, P 6 J.Hekker, WR 10 P.Cooper, WR 11 T.Austin, QB 14 S.Mannion, WR 18 C.Kupp, CB 23 N.Robey, DB 24 B.Countess, RB 33 J.Davis, RB 34 M.Brown, CB 36 D.Hatfield, S 38 Co.Davis, DB 43 J.Johnson, LS 44 J.McQuaide, OLB 50 S.Ebukam, LB 54 B.Hager, OLB 58 C.Littleton, T 63 D.Williams, C 66 A.Blythe, WR 83 J.Reynolds, WR 86 D.Carrier, DT 92 T.Smart, DE 96 M.Longacre, DE 97 M.Fox

Did Not Play

QB 12 A.Luck, CB 21 V.Davis, DB 35 P.Desir, T 66 I.Silberman, C 78 R.Kelly, WR 80 C.Rogers, DT 90 G.Stewart

Did Not Play

QB 8 B.Allen, DB 41 M.Christian, OLB 51 E.Price, T 64 A.Donnal, C 70 J.Dielman, DE 71 Q.Jefferson, C 72 A.Neary

Not Active

Not Active

Field Goals (made () & missed)

| | | (20) 38LU | | G.Zuerlein | | (50) (35) (44) | | | |
|----------|--------------------|-----------|--|------------|----|----------------|---|----|-------|
| | | | | 1 | 2 | 3 | 4 | OT | Total |
| VISITOR: | Indianapolis Colts | | | 3 | 0 | 0 | 6 | 0 | 9 |
| HOME: | Los Angeles Rams | | | 10 | 17 | 10 | 9 | 0 | 46 |

Scoring Plays

| Team | Qtr | Time | Play Description (Extra Point) (Drive Info) | Visitor | Home |
|-------|-----|-------|---|---------|------|
| Rams | 1 | 12:43 | G.Zuerlein 50 yd. Field Goal (7-43, 2:17) | 0 | 3 |
| Rams | 1 | 11:10 | T.Johnson 39 yd. interception return (G.Zuerlein kick) | 0 | 10 |
| Colts | 1 | 6:21 | A.Vinatieri 20 yd. Field Goal (9-73, 4:49) | 3 | 10 |
| Rams | 2 | 9:37 | T.Gurley 5 yd. run (G.Zuerlein kick) (5-69, 2:12) | 3 | 17 |
| Rams | 2 | 5:20 | C.Kupp 18 yd. pass from J.Goff (G.Zuerlein kick) (6-58, 2:09) | 3 | 24 |
| Rams | 2 | 0:17 | G.Zuerlein 35 yd. Field Goal (6-43, 2:51) | 3 | 27 |
| Rams | 3 | 7:23 | G.Zuerlein 44 yd. Field Goal (8-46, 4:40) | 3 | 30 |
| Rams | 3 | 7:15 | L.Joyner 29 yd. interception return (G.Zuerlein kick) | 3 | 37 |
| Colts | 4 | 11:32 | M.Mack 3 yd. run (kick failed, wr) (5-84, 2:41) | 9 | 37 |
| Rams | 4 | 9:18 | J.Brissett tackled in end zone by M.Fox for a Safety | 9 | 39 |
| Rams | 4 | 4:28 | M.Brown 3 yd. run (G.Zuerlein kick) (8-57, 4:50) | 9 | 46 |

Paid Attendance: 60,128

Time: 2:59



Final Individual Statistics

Indianapolis Colts

Los Angeles Rams

| RUSHING | | | | | | | RUSHING | | | | | | |
|-----------|-----|-----|-----|----|----|-----------|---------|-----|------|----|----|--|--|
| | ATT | YDS | AVG | LG | TD | | ATT | YDS | AVG | LG | TD | | |
| F.Gore | 10 | 42 | 4.2 | 16 | 0 | T.Gurley | 19 | 40 | 2.1 | 12 | 1 | | |
| M.Mack | 10 | 24 | 2.4 | 24 | 1 | M.Brown | 7 | 16 | 2.3 | 5 | 1 | | |
| R.Turbin | 2 | 7 | 3.5 | 5 | 0 | T.Austin | 2 | 11 | 5.5 | 9 | 0 | | |
| S.Tolzien | 2 | 2 | 1.0 | 3 | 0 | J.Goff | 1 | 2 | 2.0 | 2 | 0 | | |
| | | | | | | J.Davis | 1 | 1 | 1.0 | 1 | 0 | | |
| | | | | | | S.Mannion | 3 | -7 | -2.3 | -2 | 0 | | |
| Total | 24 | 75 | 3.1 | 24 | 1 | Total | 33 | 63 | 1.9 | 12 | 2 | | |

| PASSING | | | | | | | | | PASSING | | | | | | | | |
|------------|-----|-----|-----|-------|----|----|----|-------|-----------|-----|-----|-----|-------|----|----|----|-------|
| | ATT | CMP | YDS | SK/YD | TD | LG | IN | RT | | ATT | CMP | YDS | SK/YD | TD | LG | IN | RT |
| S.Tolzien | 18 | 9 | 128 | 4/29 | 0 | 32 | 2 | 33.8 | J.Goff | 29 | 21 | 306 | 1/8 | 1 | 39 | 0 | 117.9 |
| J.Brissett | 3 | 2 | 51 | 0/0 | 0 | 50 | 0 | 109.7 | S.Mannion | 1 | 1 | 12 | 0/0 | 0 | 12 | 0 | 116.7 |
| Total | 21 | 11 | 179 | 4/29 | 0 | 50 | 2 | 41.7 | Total | 30 | 22 | 318 | 1/8 | 1 | 39 | 0 | 118.5 |

| PASS RECEIVING | | | | | | | PASS RECEIVING | | | | | | |
|----------------|-----|-----|-----|------|----|----|----------------|-----|-----|-----|------|----|----|
| | TAR | REC | YDS | AVG | LG | TD | | TAR | REC | YDS | AVG | LG | TD |
| T.Hilton | 7 | 3 | 57 | 19.0 | 32 | 0 | S.Watkins | 5 | 5 | 58 | 11.6 | 24 | 0 |
| J.Doyle | 3 | 2 | 41 | 20.5 | 21 | 0 | T.Gurley | 6 | 5 | 56 | 11.2 | 23 | 0 |
| D.Moncrief | 4 | 1 | 50 | 50.0 | 50 | 0 | C.Kupp | 6 | 4 | 76 | 19.0 | 28 | 1 |
| M.Mack | 1 | 1 | 21 | 21.0 | 21 | 0 | R.Woods | 5 | 3 | 53 | 17.7 | 27 | 0 |
| F.Gore | 1 | 1 | 10 | 10.0 | 10 | 0 | T.Higbee | 3 | 2 | 17 | 8.5 | 9 | 0 |
| K.Aiken | 2 | 1 | 3 | 3.0 | 3 | 0 | G.Everett | 1 | 1 | 39 | 39.0 | 39 | 0 |
| M.Hazel | 1 | 1 | 1 | 1.0 | 1 | 0 | D.Carrier | 2 | 1 | 12 | 12.0 | 12 | 0 |
| R.Turbin | 1 | 1 | -4 | -4.0 | -4 | 0 | T.Austin | 1 | 1 | 7 | 7.0 | 7 | 0 |
| Q.Bray | 1 | 0 | 0 | 0.0 | 0 | 0 | P.Cooper | 1 | 0 | 0 | 0.0 | 0 | 0 |
| Total | 21 | 11 | 179 | 16.3 | 50 | 0 | Total | 30 | 22 | 318 | 14.5 | 39 | 1 |

| INTERCEPTIONS | | | | | | INTERCEPTIONS | | | | | |
|---------------|----|-----|-----|----|----|---------------|----|-----|------|----|----|
| | NO | YDS | AVG | LG | TD | | NO | YDS | AVG | LG | TD |
| Total | 0 | 0 | 0 | 0 | 0 | T.Johnson | 1 | 39 | 39.0 | 39 | 1 |
| | | | | | | L.Joyner | 1 | 29 | 29.0 | 29 | 1 |
| | | | | | | Total | 2 | 68 | 34.0 | 39 | 2 |

| PUNTING | | | | | | | | PUNTING | | | | | | | |
|-----------|----|-----|------|------|----|------|----|----------|----|-----|------|------|----|------|----|
| | NO | YDS | AVG | NET | TB | IN20 | LG | | NO | YDS | AVG | NET | TB | IN20 | LG |
| R.Sanchez | 6 | 302 | 50.3 | 47.8 | 0 | 2 | 53 | J.Hekker | 5 | 218 | 43.6 | 43.6 | 0 | 5 | 47 |
| Total | 6 | 302 | 50.3 | 47.8 | 0 | 2 | 53 | Total | 5 | 218 | 43.6 | 43.6 | 0 | 5 | 47 |

| PUNT RETURNS | | | | | | | PUNT RETURNS | | | | | | |
|-----------------|----|-----|-----|----|----|----|-----------------|----|-----|-----|----|----|----|
| | NO | YDS | AVG | FC | LG | TD | | NO | YDS | AVG | FC | LG | TD |
| Q.Bray | 3 | 0 | 0.0 | 0 | 0 | 0 | T.Austin | 3 | 15 | 5.0 | 0 | 8 | 0 |
| [DOWNED] | 1 | 0 | 0.0 | 0 | 0 | 0 | [OUT OF BOUNDS] | 3 | 0 | 0.0 | 0 | 0 | 0 |
| [OUT OF BOUNDS] | 1 | 0 | 0.0 | 0 | 0 | 0 | | | | | | | |
| Total | 3 | 0 | 0.0 | 0 | 0 | 0 | Total | 3 | 15 | 5.0 | 0 | 8 | 0 |

| KICKOFF RETURNS | | | | | | | KICKOFF RETURNS | | | | | | |
|-----------------|----|-----|-----|----|----|----|-----------------|----|-----|------|----|----|----|
| | NO | YDS | AVG | FC | LG | TD | | NO | YDS | AVG | FC | LG | TD |
| [TOUCHBACK] | 9 | 0 | 0.0 | 0 | 0 | 0 | P.Cooper | 1 | 35 | 35.0 | 0 | 35 | 0 |
| | | | | | | | T.Austin | 1 | 13 | 13.0 | 0 | 13 | 0 |
| | | | | | | | [TOUCHBACK] | 2 | 0 | 0.0 | 0 | 0 | 0 |
| Total | 0 | 0 | 0.0 | 0 | 0 | 0 | Total | 2 | 48 | 24.0 | 0 | 35 | 0 |

Indianapolis Colts

| FUMBLES | FUM | LOST | OWN-REC | YDS | TD | FORCED | OPP-REC | YDS | TD | OUT-BDS |
|------------|-----|------|---------|-----|----|--------|---------|-----|----|---------|
| S.Tolzien | 1 | 0 | 1 | 0 | 0 | 0 | 0 | 0 | 0 | 0 |
| T.Hilton | 1 | 1 | 0 | 0 | 0 | 0 | 0 | 0 | 0 | 0 |
| M.Mack | 1 | 0 | 0 | 0 | 0 | 0 | 0 | 0 | 0 | 0 |
| J.Brissett | 0 | 0 | 1 | 0 | 0 | 0 | 0 | 0 | 0 | 0 |
| D.Butler | 0 | 0 | 0 | 0 | 0 | 1 | 0 | 0 | 0 | 0 |
| J.George | 0 | 0 | 0 | 0 | 0 | 0 | 1 | 0 | 0 | 0 |
| Total | 3 | 1 | 2 | 0 | 0 | 1 | 1 | 0 | 0 | 0 |

Los Angeles Rams

| FUMBLES | FUM | LOST | OWN-REC | YDS | TD | FORCED | OPP-REC | YDS | TD | OUT-BDS |
|-------------|-----|------|---------|-----|----|--------|---------|-----|----|---------|
| T.Austin | 1 | 1 | 0 | 0 | 0 | 0 | 0 | 0 | 0 | 0 |
| T.Gurley | 1 | 0 | 0 | 0 | 0 | 0 | 0 | 0 | 0 | 1 |
| T.Johnson | 0 | 0 | 0 | 0 | 0 | 1 | 1 | 0 | 0 | 0 |
| C.Littleton | 0 | 0 | 0 | 0 | 0 | 1 | 0 | 0 | 0 | 0 |
| Total | 2 | 1 | 0 | 0 | 0 | 2 | 1 | 0 | 0 | 1 |



Indianapolis Colts vs Los Angeles Rams
9/10/2017 at Los Angeles Memorial Coliseum

Final Team Statistics

| | Visitor Colts | Home Rams |
|--|--------------------------|----------------------|
| TOTAL FIRST DOWNS | 10 | 19 |
| By Rushing | 3 | 5 |
| By Passing | 6 | 13 |
| By Penalty | 1 | 1 |
| THIRD DOWN EFFICIENCY | 0-10-0% | 5-14-36% |
| FOURTH DOWN EFFICIENCY | 0-1-0% | 0-0-0% |
| TOTAL NET YARDS | 225 | 373 |
| Total Offensive Plays (inc. times thrown passing) | 49 | 64 |
| Average gain per offensive play | 4.6 | 5.8 |
| NET YARDS RUSHING | 75 | 63 |
| Total Rushing Plays | 24 | 33 |
| Average gain per rushing play | 3.1 | 1.9 |
| Tackles for a loss-number and yards | 4-15 | 3-13 |
| NET YARDS PASSING | 150 | 310 |
| Times thrown - yards lost attempting to pass | 4-29 | 1-8 |
| Gross yards passing | 179 | 318 |
| PASS ATTEMPTS-COMPLETIONS-HAD INTERCEPTED | 21-11-2 | 30-22-0 |
| Avg gain per pass play (inc.# thrown passing) | 6.0 | 10.0 |
| KICKOFFS Number-In End Zone-Touchbacks | 4-2-2 | 9-9-9 |
| PUNTS Number and Average | 6-50.3 | 5-43.6 |
| Had Blocked | 0 | 0 |
| FGs - PATs Had Blocked | 0-0 | 0-0 |
| Net Punting Average | 47.8 | 43.6 |
| TOTAL RETURN YARDAGE (Not Including Kickoffs) | 0 | 83 |
| No. and Yards Punt Returns | 3-0 | 3-15 |
| No. and Yards Kickoff Returns | 0-0 | 2-48 |
| No. and Yards Interception Returns | 0-0 | 2-68 |
| PENALTIES Number and Yards | 4-20 | 7-50 |
| FUMBLES Number and Lost | 3-1 | 2-1 |
| TOUCHDOWNS | 1 | 5 |
| Rushing | 1 | 2 |
| Passing | 0 | 1 |
| Interceptions | 0 | 2 |
| EXTRA POINTS Made-Attempts | 0-1 | 5-5 |
| Kicking Made-Attempts | 0-1 | 5-5 |
| FIELD GOALS Made-Attempts | 1-2 | 3-3 |
| RED ZONE EFFICIENCY | 1-2-50% | 3-4-75% |
| GOAL TO GO EFFICIENCY | 1-2-50% | 1-1-100% |
| SAFETIES | 0 | 1 |
| FINAL SCORE | 9 | 46 |
| TIME OF POSSESSION | 25:35 | 34:25 |



Indianapolis Colts vs Los Angeles Rams
9/10/2017 at Los Angeles Memorial Coliseum

Ball Possession And Drive Chart

Indianapolis Colts

| # | Time Recd | Time Lost | Time Poss | How Ball Obtained | Drive Began | # Play | Yds Gain | Yds Pen | Net Yds | 1st Down | Last Scrm | How Given Up |
|----|-----------|-----------|-----------|-------------------|-------------|--------|----------|---------|---------|----------|-----------|--------------|
| 1 | 12:43 | 11:10 | 1:33 | Kickoff | IND 25 | 3 | 0 | 0 | 0 | 0 | IND 25 | Interception |
| 2 | 11:10 | 6:21 | 4:49 | Kickoff | IND 25 | 9 | 73 | 0 | 73 | 4 | * LA 2 | Field Goal |
| 3 | 2:03 | 0:36 | 1:27 | Punt | IND 7 | 3 | 27 | 0 | 27 | 1 | IND 25 | Fumble |
| 4 | 14:02 | 11:49 | 2:13 | Punt | IND 7 | 4 | 21 | 0 | 21 | 1 | IND 28 | Punt |
| 5 | 9:37 | 7:29 | 2:08 | Kickoff | IND 25 | 3 | -11 | 0 | -11 | 0 | IND 14 | Punt |
| 6 | 5:20 | 3:08 | 2:12 | Kickoff | IND 25 | 5 | 35 | 0 | 35 | 1 | LA 40 | Downs |
| 7 | 0:17 | 0:00 | 0:17 | Kickoff | IND 25 | 1 | -1 | 0 | -1 | 0 | IND 25 | End of Half |
| 8 | 15:00 | 13:28 | 1:32 | Kickoff | IND 25 | 3 | 9 | 0 | 9 | 0 | IND 34 | Punt |
| 9 | 13:28 | 12:03 | 1:25 | Muffed Punt | LA 24 | 4 | 4 | 0 | 4 | 0 | LA 20 | Missed FG |
| 10 | 7:23 | 7:15 | 0:08 | Kickoff | IND 25 | 1 | 0 | 0 | 0 | 0 | IND 25 | Interception |
| 11 | 7:15 | 5:30 | 1:45 | Kickoff | IND 25 | 3 | -14 | 0 | -14 | 0 | IND 11 | Punt |
| 12 | 4:17 | 2:37 | 1:40 | Punt | IND 6 | 3 | 1 | 0 | 1 | 0 | IND 7 | Punt |
| 13 | 14:13 | 11:32 | 2:41 | Punt | IND 16 | 5 | 84 | 0 | 84 | 3 | * LA 3 | Touchdown |
| 14 | 9:29 | 9:18 | 0:11 | Punt | IND 10 | 1 | -10 | 0 | -10 | 0 | IND 10 | Safety |
| 15 | 4:28 | 2:54 | 1:34 | Kickoff | IND 25 | 3 | 7 | 0 | 7 | 0 | IND 32 | Punt |

(347) Average IND 23

Los Angeles Rams

| # | Time Recd | Time Lost | Time Poss | How Ball Obtained | Drive Began | # Play | Yds Gain | Yds Pen | Net Yds | 1st Down | Last Scrm | How Given Up |
|----|-----------|-----------|-----------|-------------------|-------------|--------|----------|---------|---------|----------|-----------|--------------|
| 1 | 15:00 | 12:43 | 2:17 | Kickoff | LA 25 | 7 | 43 | 0 | 43 | 2 | IND 32 | Field Goal |
| 2 | 6:21 | 2:03 | 4:18 | Kickoff | LA 25 | 7 | 33 | -15 | 18 | 1 | LA 43 | Punt |
| 3 | 0:36 | 14:02 | 1:34 | Fumble | IND 34 | 3 | -1 | -10 | -11 | 0 | IND 45 | Punt |
| 4 | 11:49 | 9:37 | 2:12 | Punt | LA 31 | 5 | 69 | 0 | 69 | 3 | * IND 5 | Touchdown |
| 5 | 7:29 | 5:20 | 2:09 | Punt | LA 42 | 6 | 58 | 0 | 58 | 3 | * IND 18 | Touchdown |
| 6 | 3:08 | 0:17 | 2:51 | Downs | LA 40 | 6 | 43 | 0 | 43 | 2 | * IND 17 | Field Goal |
| 7 | 12:03 | 7:23 | 4:40 | Missed FG | LA 28 | 8 | 41 | 5 | 46 | 3 | IND 26 | Field Goal |
| 8 | 5:30 | 4:17 | 1:13 | Punt | LA 40 | 3 | 7 | 0 | 7 | 0 | LA 47 | Punt |
| 9 | 2:37 | 14:13 | 3:24 | Punt | LA 32 | 6 | 6 | 0 | 6 | 1 | LA 38 | Punt |
| 10 | 11:32 | 9:29 | 2:03 | Kickoff | LA 42 | 3 | 15 | -10 | 5 | 0 | LA 47 | Punt |
| 11 | 9:18 | 4:28 | 4:50 | Kickoff | LA 43 | 8 | 53 | 4 | 57 | 3 | * IND 3 | Touchdown |
| 12 | 2:54 | 0:00 | 2:54 | Punt | LA 15 | 5 | 6 | 0 | 6 | 1 | LA 23 | End of Game |

(429) Average LA 36

* inside opponent's 20

Time of Possession by Quarter

| Visitor | 1st | 2nd | 3rd | 4th | OT | Total |
|--------------------|------|------|------|-------|----|-------|
| Indianapolis Colts | 7:49 | 6:50 | 6:30 | 4:26 | | 25:35 |
| Los Angeles Rams | 7:11 | 8:10 | 8:30 | 10:34 | | 34:25 |

Kickoff Drive No.-Start Average

Colts: 9 - IND 25 Rams: 4 - LA 34



Indianapolis Colts vs Los Angeles Rams
9/10/2017 at Los Angeles Memorial Coliseum

Final Defensive Statistics

| Indianapolis Colts | Regular Defensive Plays | | | | | | | | | | | Special Teams | | | | | Misc | | | | |
|--------------------|-------------------------|----------|-----------|----------|----------|----------|----------|----------|----------|----------|----------|---------------|----------|----------|----------|----------|----------|----------|----------|----------|----------|
| | TKL | AST | COMB | SK | / YDS | TFL | Q | IN | PD | FF | FR | TKL | AST | FF | FR | BL | TKL | AST | FF | FR | |
| M.Farley | 8 | 2 | 10 | 0 | 0 | 0 | 0 | 0 | 0 | 0 | 0 | 0 | 0 | 0 | 0 | 0 | 0 | 0 | 0 | 0 | 0 |
| J.Bostic | 5 | 2 | 7 | 0 | 0 | 0 | 0 | 0 | 0 | 0 | 0 | 0 | 0 | 0 | 0 | 0 | 0 | 0 | 0 | 0 | 0 |
| R.Melvin | 6 | 0 | 6 | 0 | 0 | 0 | 0 | 0 | 0 | 0 | 0 | 0 | 0 | 0 | 0 | 0 | 0 | 0 | 0 | 0 | 0 |
| J.Simon | 4 | 1 | 5 | 0 | 0 | 1 | 0 | 0 | 0 | 0 | 0 | 1 | 0 | 0 | 0 | 0 | 0 | 0 | 0 | 0 | 0 |
| A.Morrison | 3 | 1 | 4 | 0 | 0 | 0 | 0 | 0 | 0 | 0 | 0 | 0 | 0 | 0 | 0 | 0 | 0 | 0 | 0 | 0 | 0 |
| D.Butler | 3 | 0 | 3 | 0 | 0 | 0 | 0 | 0 | 0 | 0 | 1 | 0 | 0 | 0 | 0 | 0 | 0 | 0 | 0 | 0 | 0 |
| T.Green | 3 | 0 | 3 | 0 | 0 | 0 | 0 | 0 | 0 | 0 | 0 | 0 | 0 | 0 | 0 | 0 | 0 | 0 | 0 | 0 | 0 |
| M.Hooker | 2 | 1 | 3 | 0 | 0 | 0 | 0 | 0 | 0 | 0 | 0 | 1 | 0 | 0 | 0 | 0 | 0 | 0 | 0 | 0 | 0 |
| M.Hunt | 2 | 0 | 2 | 1 | 8 | 1 | 2 | 0 | 0 | 0 | 0 | 0 | 0 | 0 | 0 | 0 | 0 | 0 | 0 | 0 | 0 |
| J.George | 2 | 0 | 2 | 0 | 0 | 0 | 0 | 0 | 0 | 0 | 0 | 0 | 0 | 0 | 1 | 0 | 0 | 0 | 0 | 0 | 0 |
| A.Woods | 2 | 0 | 2 | 0 | 0 | 1 | 0 | 0 | 0 | 0 | 0 | 0 | 0 | 0 | 0 | 0 | 0 | 0 | 0 | 0 | 0 |
| J.Hankins | 2 | 0 | 2 | 0 | 0 | 0 | 0 | 0 | 0 | 0 | 0 | 0 | 0 | 0 | 0 | 0 | 0 | 0 | 0 | 0 | 0 |
| H.Anderson | 1 | 0 | 1 | 0 | 0 | 0 | 1 | 0 | 0 | 0 | 0 | 0 | 0 | 0 | 0 | 0 | 0 | 0 | 0 | 0 | 0 |
| N.Hairston | 1 | 0 | 1 | 0 | 0 | 0 | 0 | 0 | 0 | 0 | 0 | 0 | 0 | 0 | 0 | 0 | 0 | 0 | 0 | 0 | 0 |
| J.Sheard | 1 | 0 | 1 | 0 | 0 | 0 | 0 | 0 | 0 | 0 | 0 | 0 | 0 | 0 | 0 | 0 | 0 | 0 | 0 | 0 | 0 |
| Q.Wilson | 1 | 0 | 1 | 0 | 0 | 0 | 0 | 0 | 0 | 0 | 0 | 0 | 0 | 0 | 0 | 0 | 0 | 0 | 0 | 0 | 0 |
| B.Mingo | 0 | 1 | 1 | 0 | 0 | 0 | 1 | 0 | 0 | 0 | 0 | 0 | 0 | 0 | 0 | 0 | 0 | 0 | 0 | 0 | 0 |
| H.Ridgeway | 0 | 0 | 0 | 0 | 0 | 0 | 1 | 0 | 0 | 0 | 0 | 0 | 0 | 0 | 0 | 0 | 0 | 0 | 0 | 0 | 0 |
| K.Moore | 0 | 0 | 0 | 0 | 0 | 0 | 0 | 0 | 0 | 0 | 0 | 1 | 0 | 0 | 0 | 0 | 0 | 0 | 0 | 0 | 0 |
| C.Milton | 0 | 0 | 0 | 0 | 0 | 0 | 0 | 0 | 0 | 0 | 0 | 1 | 0 | 0 | 0 | 0 | 0 | 0 | 0 | 0 | 0 |
| D.Moncrief | 0 | 0 | 0 | 0 | 0 | 0 | 0 | 0 | 0 | 0 | 0 | 0 | 0 | 0 | 0 | 0 | 1 | 0 | 0 | 0 | 0 |
| S.Tolzien | 0 | 0 | 0 | 0 | 0 | 0 | 0 | 0 | 0 | 0 | 0 | 0 | 0 | 0 | 0 | 0 | 0 | 0 | 0 | 0 | 1 |
| J.Brissett | 0 | 0 | 0 | 0 | 0 | 0 | 0 | 0 | 0 | 0 | 0 | 0 | 0 | 0 | 0 | 0 | 0 | 0 | 0 | 0 | 1 |
| Total | 46 | 8 | 54 | 1 | 8 | 3 | 5 | 0 | 0 | 1 | 0 | 4 | 0 | 0 | 1 | 0 | 1 | 0 | 0 | 2 | 0 |

TKL = Tackle AST = Assist COMB = Combined QH=QB Hit IN = Interception PD = Pass Defense FF = Forced Fumble FR = Fumble Recovery

| Los Angeles Rams | Regular Defensive Plays | | | | | | | | | | | Special Teams | | | | | Misc | | | | |
|------------------|-------------------------|----------|-----------|----------|-----------|----------|----------|----------|----------|----------|----------|---------------|----------|----------|----------|----------|----------|----------|----------|----------|----------|
| | TKL | AST | COMB | SK | / YDS | TFL | QH | IN | PD | FF | FR | TKL | AST | FF | FR | BL | TKL | AST | FF | FR | |
| M.Brockers | 3 | 2 | 5 | 0 | 0 | 1 | 1 | 0 | 0 | 0 | 0 | 0 | 0 | 0 | 0 | 0 | 0 | 0 | 0 | 0 | 0 |
| L.Joyner | 4 | 0 | 4 | 0 | 0 | 0 | 0 | 1 | 2 | 0 | 0 | 0 | 0 | 0 | 0 | 0 | 0 | 0 | 0 | 0 | 0 |
| A.Ogletree | 3 | 1 | 4 | 0 | 0 | 0 | 0 | 0 | 1 | 0 | 0 | 0 | 0 | 0 | 0 | 0 | 0 | 0 | 0 | 0 | 0 |
| E.Westbrooks | 2 | 1 | 3 | 1 | 6 | 1 | 1 | 0 | 0 | 0 | 0 | 0 | 0 | 0 | 0 | 0 | 0 | 0 | 0 | 0 | 0 |
| T.Walker | 2 | 0 | 2 | 1 | 7 | 2 | 1 | 0 | 0 | 0 | 0 | 0 | 0 | 0 | 0 | 0 | 0 | 0 | 0 | 0 | 0 |
| R.Quinn | 2 | 0 | 2 | 1 | 7 | 2 | 1 | 0 | 0 | 0 | 0 | 0 | 0 | 0 | 0 | 0 | 0 | 0 | 0 | 0 | 0 |
| T.Johnson | 2 | 0 | 2 | 0 | 0 | 0 | 0 | 1 | 1 | 1 | 1 | 0 | 0 | 0 | 0 | 0 | 0 | 0 | 0 | 0 | 0 |
| T.Smart | 2 | 0 | 2 | 0 | 0 | 0 | 0 | 0 | 1 | 0 | 0 | 0 | 0 | 0 | 0 | 0 | 0 | 0 | 0 | 0 | 0 |
| N.Robey | 2 | 0 | 2 | 0 | 0 | 0 | 0 | 0 | 1 | 0 | 0 | 0 | 0 | 0 | 0 | 0 | 0 | 0 | 0 | 0 | 0 |
| C.Littleton | 2 | 0 | 2 | 0 | 0 | 0 | 0 | 0 | 0 | 1 | 0 | 1 | 0 | 0 | 0 | 0 | 0 | 0 | 0 | 0 | 0 |
| B.Countess | 2 | 0 | 2 | 0 | 0 | 1 | 0 | 0 | 0 | 0 | 0 | 0 | 0 | 0 | 0 | 0 | 0 | 0 | 0 | 0 | 0 |
| C.Barwin | 2 | 0 | 2 | 0 | 0 | 0 | 0 | 0 | 0 | 0 | 0 | 0 | 0 | 0 | 0 | 0 | 0 | 0 | 0 | 0 | 0 |
| M.Fox | 2 | 0 | 2 | 0 | 0 | 1 | 0 | 0 | 0 | 0 | 0 | 0 | 0 | 0 | 0 | 0 | 0 | 0 | 0 | 0 | 0 |
| M.Alexander | 1 | 1 | 2 | 0 | 0 | 0 | 0 | 0 | 0 | 0 | 0 | 0 | 0 | 0 | 0 | 0 | 0 | 0 | 0 | 0 | 0 |
| M.Longacre | 1 | 0 | 1 | 1 | 9 | 1 | 1 | 0 | 0 | 0 | 0 | 0 | 0 | 0 | 0 | 0 | 0 | 0 | 0 | 0 | 0 |
| S.Ebukam | 1 | 0 | 1 | 0 | 0 | 0 | 0 | 0 | 0 | 0 | 0 | 2 | 0 | 0 | 0 | 0 | 0 | 0 | 0 | 0 | 0 |
| M.Barron | 1 | 0 | 1 | 0 | 0 | 0 | 0 | 0 | 0 | 0 | 0 | 0 | 0 | 0 | 0 | 0 | 0 | 0 | 0 | 0 | 0 |
| K.Webster | 1 | 0 | 1 | 0 | 0 | 0 | 0 | 0 | 0 | 0 | 0 | 0 | 0 | 0 | 0 | 0 | 0 | 0 | 0 | 0 | 0 |
| D.Hatfield | 1 | 0 | 1 | 0 | 0 | 0 | 0 | 0 | 0 | 0 | 0 | 0 | 0 | 0 | 0 | 0 | 0 | 0 | 0 | 0 | 0 |
| J.Johnson | 1 | 0 | 1 | 0 | 0 | 0 | 0 | 0 | 0 | 0 | 0 | 0 | 0 | 0 | 0 | 0 | 0 | 0 | 0 | 0 | 0 |
| B.Hager | 0 | 1 | 1 | 0 | 0 | 0 | 0 | 0 | 0 | 0 | 0 | 0 | 0 | 0 | 0 | 0 | 0 | 0 | 0 | 0 | 0 |
| J.Reynolds | 0 | 0 | 0 | 0 | 0 | 0 | 0 | 0 | 0 | 0 | 0 | 1 | 0 | 0 | 0 | 0 | 0 | 0 | 0 | 0 | 0 |
| Total | 37 | 6 | 43 | 4 | 29 | 9 | 5 | 2 | 6 | 2 | 1 | 4 | 1 | 0 | 0 | 0 | 0 | 0 | 0 | 0 | 0 |



Indianapolis Colts vs Los Angeles Rams
9/10/2017 at Los Angeles Memorial Coliseum

First Half Summary

| | | | |
|-------|---------------|-------|--------------------|
| | PERIOD SCORES | | TIME OF POSSESSION |
| Colts | 3 0 = 3 | Colts | 14:39 |
| Rams | 10 17 = 27 | Rams | 15:21 |

Scoring Plays

| Team | Qtr | Time | Play Description (Extra Point) (Drive Info) | Visitor | Home |
|-------|-----|-------|---|---------|------|
| Rams | 1 | 12:43 | G.Zuerlein 50 yd. Field Goal (7-43, 2:17) | 0 | 3 |
| Rams | 1 | 11:10 | T.Johnson 39 yd. interception return (G.Zuerlein kick) | 0 | 10 |
| Colts | 1 | 6:21 | A.Vinatieri 20 yd. Field Goal (9-73, 4:49) | 3 | 10 |
| Rams | 2 | 9:37 | T.Gurley 5 yd. run (G.Zuerlein kick) (5-69, 2:12) | 3 | 17 |
| Rams | 2 | 5:20 | C.Kupp 18 yd. pass from J.Goff (G.Zuerlein kick) (6-58, 2:09) | 3 | 24 |
| Rams | 2 | 0:17 | G.Zuerlein 35 yd. Field Goal (6-43, 2:51) | 3 | 27 |

| | Indianapolis Colts | Los Angeles Rams |
|--|--------------------|------------------|
| TOTAL FIRST DOWNS | 7 | 11 |
| First Downs Rushing-Passing-by Penalty | 1 - 5 - 1 | 3 - 8 - 0 |
| THIRD DOWN EFFICIENCY | 0-5-0% | 2-6-33% |
| TOTAL NET YARDS | 144 | 245 |
| Total Offensive Plays | 27 | 32 |
| NET YARDS RUSHING | 33 | 50 |
| NET YARDS PASSING | 111 | 195 |
| Gross Yards Passing | 125 | 195 |
| Times thrown-yards lost attempting to pass | 2-14 | 0-0 |
| Pass Attempts-Completions-Had Intercepted | 13 - 8 - 1 | 19 - 13 - 0 |
| Punts-Number and Average | 2 - 50 | 2 - 41 |
| Penalties-Number and Yards | 2 - 11 | 5 - 30 |
| Fumbles-Number and Lost | 2 - 1 | 1 - 0 |
| Red Zone Efficiency | 0-1-0% | 2-3-67% |
| Average Drive Start | IND 20 | LA 38 |

Indianapolis Colts

Los Angeles Rams

| RUSHING | | | | | | RUSHING | | | | | |
|--------------|-----------|-----------|------------|-----------|----------|--------------|-----------|-----------|------------|-----------|----------|
| | ATT | YDS | AVG | LG | TD | | ATT | YDS | AVG | LG | TD |
| F.Gore | 7 | 32 | 4.6 | 16 | 0 | T.Gurley | 11 | 39 | 3.5 | 12 | 1 |
| S.Tolzien | 2 | 2 | 1.0 | 3 | 0 | T.Austin | 2 | 11 | 5.5 | 9 | 0 |
| M.Mack | 3 | -1 | -0.3 | 0 | 0 | | | | | | |
| Total | 12 | 33 | 2.8 | 16 | 0 | Total | 13 | 50 | 3.8 | 12 | 1 |

| PASSING | | | | | | | | | PASSING | | | | | | | | |
|--------------|-----------|----------|------------|-------------|----------|-----------|----------|-------------|--------------|-----------|-----------|------------|------------|----------|-----------|----------|--------------|
| | ATT | CMP | YDS | SK/YD | TD | LG | IN | RT | | ATT | CMP | YDS | SK/YD | TD | LG | IN | RT |
| S.Tolzien | 13 | 8 | 125 | 2/14 | 0 | 32 | 1 | 61.4 | J.Goff | 19 | 13 | 195 | 0/0 | 1 | 39 | 0 | 119.4 |
| Total | 13 | 8 | 125 | 2/14 | 0 | 32 | 1 | 61.4 | Total | 19 | 13 | 195 | 0/0 | 1 | 39 | 0 | 119.4 |

| PASS RECEIVING | | | | | | | | PASS RECEIVING | | | | | | | |
|----------------|-----------|----------|------------|-------------|-----------|----------|--------------|----------------|-----------|------------|-------------|-----------|----------|--|--|
| | TAR | REC | YDS | AVG | LG | TD | | TAR | REC | YDS | AVG | LG | TD | | |
| T.Hilton | 5 | 3 | 57 | 19.0 | 32 | 0 | S.Watkins | 4 | 4 | 48 | 12.0 | 24 | 0 | | |
| J.Doyle | 3 | 2 | 41 | 20.5 | 21 | 0 | C.Kupp | 4 | 3 | 48 | 16.0 | 24 | 1 | | |
| M.Mack | 1 | 1 | 21 | 21.0 | 21 | 0 | T.Gurley | 4 | 3 | 34 | 11.3 | 23 | 0 | | |
| F.Gore | 1 | 1 | 10 | 10.0 | 10 | 0 | R.Woods | 4 | 2 | 26 | 13.0 | 21 | 0 | | |
| R.Turbin | 1 | 1 | -4 | -4.0 | -4 | 0 | G.Everett | 1 | 1 | 39 | 39.0 | 39 | 0 | | |
| K.Aiken | 1 | 0 | 0 | 0.0 | 0 | 0 | D.Carrier | 1 | 0 | 0 | 0.0 | 0 | 0 | | |
| D.Moncrief | 1 | 0 | 0 | 0.0 | 0 | 0 | T.Higbee | 1 | 0 | 0 | 0.0 | 0 | 0 | | |
| Total | 13 | 8 | 125 | 15.6 | 32 | 0 | Total | 19 | 13 | 195 | 15.0 | 39 | 1 | | |



First Quarter

9/10/2017

Play By Play

IND wins the coin toss and elects to defer. LA elects to Receive, and IND elects to defend the west goal.

R.Sanchez kicks 65 yards from IND 35 to end zone, Touchback.

Los Angeles Rams at 15:00

| | | |
|--------------------|---|----|
| 1-10-LA 25 | (15:00) T.Gurley up the middle to LA 27 for 2 yards (H.Anderson). | |
| 2-8-LA 27 | (14:29) J.Goff pass short left to S.Watkins to LA 40 for 13 yards (R.Melvin). | P1 |
| <u>1-10-LA 40</u> | (13:58) J.Goff pass short right to R.Woods to IND 39 for 21 yards (R.Melvin). | P2 |
| <u>1-10-IND 39</u> | (13:31) J.Goff pass incomplete short right to T.Higbee. | |
| 2-10-IND 39 | (13:27) (Shotgun) J.Goff pass short left to S.Watkins to IND 32 for 7 yards (R.Melvin). | |
| 3-3-IND 32 | (12:53) (Shotgun) J.Goff pass incomplete short left to C.Kupp [H.Anderson]. | |
| 4-3-IND 32 | (12:48) G.Zuerlein 50 yard field goal is GOOD, Center-J.McQuaide, Holder-J.Hekker. | |

IND 0 LA 3, 7 plays, 43 yards, 2:17 drive, 2:17 elapsed

G.Zuerlein kicks 65 yards from LA 35 to end zone, Touchback.

Indianapolis Colts at 12:43

| | | |
|-------------|--|--|
| 1-10-IND 25 | (12:43) F.Gore up the middle to IND 27 for 2 yards (M.Alexander; M.Brockers). | |
| 2-8-IND 27 | (12:05) F.Gore right guard to IND 25 for -2 yards (T.Walker). | |
| 3-10-IND 25 | (11:21) (Shotgun) S.Tolzien pass short left intended for T.Hilton INTERCEPTED by T.Johnson [M.Brockers] at IND 39. T.Johnson for 39 yards, TOUCHDOWN. | |

Los Angeles Rams at 11:10

G.Zuerlein extra point is GOOD, Center-J.McQuaide, Holder-J.Hekker.

IND 0 LA 10, 0 plays, 39 yards, 0:00 drive , 3:50 elapsed

G.Zuerlein kicks 65 yards from LA 35 to end zone, Touchback.

Indianapolis Colts at 11:10

| | | |
|--------------------|---|----|
| 1-10-IND 25 | (11:10) S.Tolzien pass incomplete short left to F.Gore (M.Longacre) [E.Westbrooks]. <i>PENALTY on LA-M.Barron, Defensive Holding, 5 yards, enforced at IND 25 - No Play.</i> | X1 |
| <u>1-10-IND 30</u> | (11:04) F.Gore left guard to IND 34 for 4 yards (C.Barwin, E.Westbrooks). | |
| 2-6-IND 34 | (10:26) (Shotgun) S.Tolzien pass short right to J.Doyle to LA 45 for 21 yards (A.Ogletree). | P2 |
| <u>1-10-LA 45</u> | (9:52) (Shotgun) S.Tolzien pass short left to J.Doyle to LA 25 for 20 yards (M.Alexander, A.Ogletree). | P3 |
| <u>1-10-LA 25</u> | (9:14) F.Gore right tackle to LA 17 for 8 yards (A.Ogletree). | |
| 2-2-LA 17 | <i>(8:37) PENALTY on IND-D.Good, False Start, 5 yards, enforced at LA 17 - No Play.</i> | |
| 2-7-LA 22 | (8:18) (Shotgun) S.Tolzien pass short right to M.Mack pushed ob at LA 1 for 21 yards (L.Joyner). | P4 |
| <u>1-1-LA 1</u> | (7:46) M.Mack up the middle to LA 2 for -1 yards (M.Brockers). | |
| 2-2-LA 2 | (7:06) (Shotgun) M.Mack up the middle to LA 2 for no gain (M.Brockers). | |
| 3-2-LA 2 | (6:29) (Shotgun) S.Tolzien pass incomplete short right to D.Moncrief. | |
| 4-2-LA 2 | (6:25) A.Vinatieri 20 yard field goal is GOOD, Center-L.Rhodes, Holder-R.Sanchez. | |

IND 3 LA 10, 9 plays, 73 yards, 1 penalty, 4:49 drive, 8:39 elapsed

R.Sanchez kicks 65 yards from IND 35 to end zone, Touchback.

Los Angeles Rams at 6:21

| | | |
|-------------------|--|----|
| 1-10-LA 25 | (6:21) T.Gurley right guard to LA 28 for 3 yards (A.Woods). | |
| 2-7-LA 28 | (5:47) T.Gurley right guard to LA 32 for 4 yards (J.Hankins). | |
| 3-3-LA 32 | (5:18) (Shotgun) J.Goff pass short right to C.Kupp to LA 38 for 6 yards (D.Butler). | P3 |
| <u>1-10-LA 38</u> | (4:41) T.Austin right end ran ob at LA 47 for 9 yards (J.Bostic). | |
| 2-1-LA 47 | (4:09) T.Gurley up the middle to LA 47 for no gain (J.Bostic). | |
| 3-1-LA 47 | (3:33) T.Gurley right end to IND 39 for 14 yards (D.Butler). <i>PENALTY on LA-R.Havenstein, Offensive Holding, 10 yards, enforced at IND 46.</i> | |
| 3-4-LA 44 | <i>(3:09) (Shotgun) PENALTY on LA-T.Higbee, False Start, 5 yards, enforced at LA 44 - No Play.</i> | |
| 3-9-LA 39 | (2:51) (Shotgun) J.Goff pass short middle to T.Gurley to LA 43 for 4 yards (J.Bostic). | |
| 4-5-LA 43 | (2:14) J.Hekker punts 44 yards to IND 13, Center-J.McQuaide. Q.Bray to IND 13 for no gain (S.Ebukam, B.Countess). <i>PENALTY on IND-C.Milton, Illegal Block Above the Waist, 6 yards, enforced at IND 13.</i> | |

Indianapolis Colts at 2:03

| | | |
|--------------------|--|----|
| 1-10-IND 7 | (2:03) F.Gore left tackle to IND 23 for 16 yards (L.Joyner). | R5 |
| <u>1-10-IND 23</u> | (1:26) F.Gore left guard to IND 25 for 2 yards (M.Brockers). | |



Indianapolis Colts vs Los Angeles Rams at Los Angeles Memorial Coliseum

2-8-IND 25 (:46) (Shotgun) S.Tolzien pass short left to T.Hilton to IND 34 for 9 yards (T.Johnson). FUMBLES (T.Johnson), RECOVERED by LA-T.Johnson at IND 34. T.Johnson to IND 34 for no gain (D.Moncrief).

Los Angeles Rams at 0:36

1-10-IND 34 (:36) *PENALTY on LA-A.Whitworth, False Start, 5 yards, enforced at IND 34 - No Play.*

1-15-IND 39 (:36) (Shotgun) T.Gurley left end to IND 42 for -3 yards (A.Woods).

END OF QUARTER

| | Score | Time Poss | First Downs | | | | Efficiencies | |
|---------------------------|-----------|-------------|-------------|----------|----------|----------|--------------|------------|
| | | | R | P | X | T | 3 Down | 4 Down |
| Indianapolis Colts | 3 | 7:49 | 1 | 3 | 1 | 5 | 0/2 | 0/0 |
| Los Angeles Rams | 10 | 7:11 | 0 | 3 | 0 | 3 | 1/3 | 0/0 |



Second Quarter

9/10/2017

Play By Play

Los Angeles Rams continued.

- 2-18-IND 42 (15:00) *PENALTY on LA-J.Sullivan, False Start, 5 yards, enforced at IND 42 - No Play.*
- 2-23-IND 47 (15:00) T.Austin right end to IND 45 for 2 yards (T.Green).
- 3-21-IND 45 (14:16) (Shotgun) J.Goff pass incomplete short right to T.Gurley.
Penalty on LA-J.Brown, Offensive Holding, declined.
- 4-21-IND 45 (14:09) J.Hekker punts 38 yards to IND 7, Center-J.McQuaide, out of bounds.

Indianapolis Colts at 14:02

- 1-10-IND 7 (14:02) S.Tolzien pass short right to T.Hilton to IND 23 for 16 yards (T.Johnson). P6
- 1-10-IND 23 (13:31) F.Gore right tackle to IND 25 for 2 yards (M.Barron).
- 2-8-IND 25 (12:51) (Shotgun) S.Tolzien scrambles up the middle to IND 28 for 3 yards (T.Smart).
- 3-5-IND 28 (12:08) (Shotgun) S.Tolzien pass incomplete deep right to K.Aiken (L.Joyner).
- 4-5-IND 28 (12:01) R.Sanchez punts 49 yards to LA 23, Center-L.Rhodes. T.Austin to LA 31 for 8 yards (J.Simon).

Los Angeles Rams at 11:49

- 1-10-LA 31 (11:49) J.Goff pass deep left to C.Kupp to IND 45 for 24 yards (M.Farley). P4
- 1-10-IND 45 (11:06) J.Goff pass incomplete short right to R.Woods.
- 2-10-IND 45 (10:58) (Shotgun) J.Goff pass deep left to G.Everett to IND 6 for 39 yards (J.Bostic) [H.Ridgeway]. P5
- 1-6-IND 6 (10:29) T.Gurley left tackle to IND 5 for 1 yard (M.Farley).
- 2-5-IND 5 (9:44) (Shotgun) T.Gurley up the middle for 5 yards, **TOUCHDOWN**. R6
The Replay Official reviewed the score ruling, and the play was upheld. The ruling on the field was confirmed.
G.Zuerlein extra point is GOOD, Center-J.McQuaide, Holder-J.Hekker.

IND 3 LA 17, 5 plays, 69 yards, 2:12 drive, 5:23 elapsed

G.Zuerlein kicks 65 yards from LA 35 to end zone, Touchback.

Indianapolis Colts at 9:37

- 1-10-IND 25 (9:37) (Shotgun) S.Tolzien FUMBLES (Aborted) at IND 25, and recovers at IND 18. S.Tolzien sacked at IND 18 for -7 yards (R.Quinn).
- 2-17-IND 18 (8:52) M.Mack left guard to IND 18 for no gain (T.Smart).
- 3-17-IND 18 (8:13) (Shotgun) S.Tolzien pass short left to R.Turbin to IND 14 for -4 yards (R.Quinn).
- 4-21-IND 14 (7:41) R.Sanchez punts 51 yards to LA 35, Center-L.Rhodes. T.Austin to LA 42 for 7 yards (K.Moore).

Los Angeles Rams at 7:29

- 1-10-LA 42 (7:29) J.Goff pass short right to S.Watkins to IND 34 for 24 yards (M.Hooker). P7
- 1-10-IND 34 (6:59) (Shotgun) J.Goff pass short right to R.Woods to IND 29 for 5 yards (R.Melvin).
- 2-5-IND 29 (6:37) (Shotgun) T.Gurley up the middle to IND 22 for 7 yards (R.Melvin). R8
- 1-10-IND 22 (6:15) (No Huddle, Shotgun) J.Goff pass incomplete short right to R.Woods.
- 2-10-IND 22 (6:11) (Shotgun) J.Goff pass short left to S.Watkins to IND 18 for 4 yards (N.Hairston).
- 3-6-IND 18 (5:27) (Shotgun) J.Goff pass deep middle to C.Kupp for 18 yards, **TOUCHDOWN**. P9
G.Zuerlein extra point is GOOD, Center-J.McQuaide, Holder-J.Hekker.

IND 3 LA 24, 6 plays, 58 yards, 2:09 drive, 9:40 elapsed

G.Zuerlein kicks 65 yards from LA 35 to end zone, Touchback.

Indianapolis Colts at 5:20

- 1-10-IND 25 (5:20) (Shotgun) S.Tolzien pass deep left to T.Hilton to LA 43 for 32 yards (K.Webster). LA-K.Webster was injured during the play. He is Out. P7
LA #21 K.Webster, shoulder injury
- 1-10-LA 43 (4:49) (Shotgun) S.Tolzien sacked at 50 for -7 yards (T.Walker).
- 2-17-50 (4:07) (Shotgun) S.Tolzien pass short right to F.Gore to LA 40 for 10 yards (L.Joyner).
- 3-7-LA 40 (3:19) (Shotgun) S.Tolzien pass incomplete short left to T.Hilton.
Timeout #1 by IND at 03:14.
- 4-7-LA 40 (3:14) (Shotgun) S.Tolzien pass incomplete short middle to J.Doyle.

Los Angeles Rams at 3:08

- 1-10-LA 40 (3:08) T.Gurley right end to IND 48 for 12 yards (D.Butler). FUMBLES (D.Butler), ball out of bounds at IND 48. R10
- 1-10-IND 48 (2:34) J.Goff pass short left to T.Gurley ran ob at IND 25 for 23 yards (T.Green). P11

Two-Minute Warning

- 1-10-IND 25 (2:00) T.Gurley right end to IND 24 for 1 yard (J.Hankins).
- 2-9-IND 24 (1:16) J.Goff pass incomplete short right to D.Carrier.
Timeout #1 by LA at 01:10.



Indianapolis Colts vs Los Angeles Rams at Los Angeles Memorial Coliseum

3-9-IND 24 (1:10) (Shotgun) J.Goff pass short right to T.Gurley to IND 17 for 7 yards (J.George).

Timeout #2 by LA at 00:22.

4-2-IND 17 (:22) **G.Zuerlein 35 yard field goal is GOOD, Center-J.McQuaide, Holder-J.Hekker.**

| |
|--|
| IND 3 LA 27, 6 plays, 43 yards, 2:51 drive, 14:43 elapsed |
|--|

G.Zuerlein kicks 65 yards from LA 35 to end zone, Touchback.

Indianapolis Colts at 0:17

1-10-IND 25 (:17) S.Tolzien kneels to IND 24 for -1 yards.

END OF QUARTER

| | Score | Time Poss | First Downs | | | | Efficiencies | |
|---------------------------|-------|-----------|-------------|---|---|---|--------------|--------|
| | | | R | P | X | T | 3 Down | 4 Down |
| Indianapolis Colts | 3 | 6:50 | 0 | 2 | 0 | 2 | 0/3 | 0/1 |
| Los Angeles Rams | 27 | 8:10 | 3 | 5 | 0 | 8 | 1/3 | 0/0 |



Third Quarter

9/10/2017

Play By Play

IND elects to Receive, and LA elects to defend the goal.

G.Zuerlein kicks 65 yards from LA 35 to end zone, Touchback.

Indianapolis Colts at 15:00

- 1-10-IND 25 (15:00) F.Gore up the middle to IND 31 for 6 yards (C.Barwin).
 2-4-IND 31 (14:25) F.Gore left guard to IND 34 for 3 yards (E.Westbrooks, M.Brockers).
 3-1-IND 34 (13:45) (Shotgun) S.Tolzien pass incomplete short right to D.Moncrief (A.Ogletree).
 4-1-IND 34 (13:40) R.Sanchez punts 49 yards to LA 17, Center-L.Rhodes. T.Austin MUFFS catch, RECOVERED by IND-J.George at LA 24. J.George to LA 24 for no gain (S.Ebukam).
Penalty on LA, Offensive Holding, declined.

Indianapolis Colts at 13:28

- 1-10-LA 24 (13:28) (Shotgun) S.Tolzien pass short middle to K.Aiken to LA 21 for 3 yards (L.Joyner).
 2-7-LA 21 (12:54) F.Gore up the middle to LA 20 for 1 yard (A.Ogletree).
 3-6-LA 20 (12:14) (Shotgun) S.Tolzien pass incomplete deep right to T.Hilton.
 4-6-LA 20 (12:08) A.Vinatieri 38 yard field goal is No Good, Hit Left Upright, Center-L.Rhodes, Holder-R.Sanchez.

Los Angeles Rams at 12:03

- 1-10-LA 28 (12:03) J.Goff pass short left to T.Higbee to LA 36 for 8 yards (J.Simon).
 2-2-LA 36 (11:23) T.Gurley right end to LA 39 for 3 yards (J.Simon; M.Farley). R12
1-10-LA 39 (10:43) J.Goff pass deep left to R.Woods to IND 34 for 27 yards (M.Farley). P13
1-10-IND 34 (9:54) T.Gurley right end ran ob at IND 29 for 5 yards (T.Green). X14
PENALTY on IND-H.Ridgeway, Defensive Holding, 5 yards, enforced at IND 29.
 Timeout #1 by LA at 09:28.
1-10-IND 24 (9:28) (Shotgun) J.Goff right end to IND 22 for 2 yards (M.Farley).
 2-8-IND 22 (8:47) T.Gurley up the middle to IND 28 for -6 yards (J.Simon).
 3-14-IND 28 (8:09) (Shotgun) T.Gurley up the middle to IND 26 for 2 yards (J.Sheard).
 4-12-IND 26 (7:28) **G.Zuerlein 44 yard field goal is GOOD, Center-J.McQuaide, Holder-J.Hekker.**

| |
|--|
| IND 3 LA 30, 8 plays, 46 yards, 1 penalty, 4:40 drive, 7:37 elapsed |
|--|

G.Zuerlein kicks 65 yards from LA 35 to end zone, Touchback.

Indianapolis Colts at 7:23

- 1-10-IND 25 (7:23) (Shotgun) S.Tolzien pass short left intended for T.Hilton INTERCEPTED by L.Joyner at IND 29. L.Joyner for 29 yards, TOUCHDOWN.

Los Angeles Rams at 7:15

G.Zuerlein extra point is GOOD, Center-J.McQuaide, Holder-J.Hekker.

| |
|---|
| IND 3 LA 37, 0 plays, 29 yards, 0:00 drive, 7:45 elapsed |
|---|

G.Zuerlein kicks 65 yards from LA 35 to end zone, Touchback.

Indianapolis Colts at 7:15

- 1-10-IND 25 (7:15) M.Mack right end to IND 26 for 1 yard (D.Hatfield).
 2-9-IND 26 (6:37) (Shotgun) S.Tolzien sacked at IND 20 for -6 yards (E.Westbrooks).
 3-15-IND 20 (5:53) (Shotgun) S.Tolzien sacked at IND 11 for -9 yards (M.Longacre).
Penalty on IND-J.Vujnovich, Offensive Holding, declined.
 4-24-IND 11 (5:38) R.Sanchez punts 49 yards to LA 40, Center-L.Rhodes, out of bounds.

Los Angeles Rams at 5:30

- 1-10-LA 40 (5:30) T.Gurley left end to LA 40 for no gain (M.Hunt).
 2-10-LA 40 (4:44) (Shotgun) J.Goff pass incomplete short middle to C.Kupp.
 3-10-LA 40 (4:39) (Shotgun) J.Goff pass short right to T.Austin to LA 47 for 7 yards (R.Melvin).
Penalty on LA-C.Kupp, Face Mask (15 Yards), declined.
 4-3-LA 47 (4:28) J.Hekker punts 47 yards to IND 6, Center-J.McQuaide, downed by LA-C.Littleton.

Indianapolis Colts at 4:17

- 1-10-IND 6 (4:17) M.Mack left tackle to IND 9 for 3 yards (M.Fox).
 2-7-IND 9 (3:41) M.Mack up the middle to IND 7 for -2 yards (B.Countess).
 3-9-IND 7 (2:57) (Shotgun) S.Tolzien pass incomplete short left to D.Moncrief (N.Robey).
Penalty on IND-D.Moncrief, Face Mask (15 Yards), declined.
 4-9-IND 7 (2:51) R.Sanchez punts 51 yards to LA 42, Center-L.Rhodes, out of bounds.



Indianapolis Colts vs Los Angeles Rams at Los Angeles Memorial Coliseum

PENALTY on LA-C.Littleton, Offensive Holding, 10 yards, enforced at LA 42.

Los Angeles Rams at 2:37

- 1-10-LA 32 (2:37) T.Gurley right guard to LA 33 for 1 yard (A.Morrison).
- 2-9-LA 33 (1:55) T.Gurley right end ran ob at LA 33 for no gain (J.Bostic).
- 3-9-LA 33 (1:16) (Shotgun) J.Goff pass short left to S.Watkins to LA 43 for 10 yards (M.Hooker).
- 1-10-LA 43 (:45) (Shotgun) J.Goff pass short left to T.Gurley ran ob at LA 46 for 3 yards (J.George).
- 2-7-LA 46 (:10) M.Brown left end to LA 46 for no gain (J.Simon).

P15

END OF QUARTER

| | Score | Time Poss | First Downs | | | | Efficiencies | |
|---------------------------|--------------|------------------|--------------------|----------|----------|----------|---------------------|---------------|
| | | | R | P | X | T | 3 Down | 4 Down |
| Indianapolis Colts | 3 | 6:30 | 0 | 0 | 0 | 0 | 0/4 | 0/0 |
| Los Angeles Rams | 37 | 8:30 | 1 | 2 | 1 | 4 | 1/3 | 0/0 |



Fourth Quarter

9/10/2017

Play By Play

Los Angeles Rams continued.

- 3-7-LA 46 (15:00) (Shotgun) J.Goff sacked at LA 38 for -8 yards (M.Hunt).
- 4-15-LA 38 (14:25) J.Hekker punts 46 yards to IND 16, Center-J.McQuaide. Q.Bray to IND 16 for no gain (J.Reynolds).

Indianapolis Colts at 14:13

- 1-10-IND 16 (14:13) New QB IND #7 J.Brissett. M.Mack right end to IND 40 for 24 yards (J.Johnson). R8
- 1-10-IND 40 (13:34) R.Turbin up the middle to IND 45 for 5 yards (S.Ebukam).
- 2-5-IND 45 (13:02) J.Brissett pass deep left to D.Moncrief to LA 5 for 50 yards (B.Countess). P9
- 1-5-LA 5 (12:17) R.Turbin right tackle to LA 3 for 2 yards (N.Robey, B.Hager).
- 2-3-LA 3 **(11:36) (Shotgun) M.Mack up the middle for 3 yards, TOUCHDOWN.** R10
A.Vinatieri extra point is No Good, Wide Right, Center-L.Rhodes, Holder-R.Sanchez.

IND 9 LA 37, 5 plays, 84 yards, 2:41 drive, 3:28 elapsed

R.Sanchez kicks 58 yards from IND 35 to LA 7. P.Cooper to LA 42 for 35 yards (M.Hooker).

Los Angeles Rams at 11:32, (1st play from scrimmage 11:23)

- 1-10-LA 42 (11:23) T.Gurley left end ran ob at IND 46 for 12 yards (Q.Wilson).
PENALTY on LA-T.Higbee, Offensive Holding, 10 yards, enforced at LA 42 - No Play.
- 1-20-LA 32 (11:00) T.Gurley left end ran ob at LA 28 for -4 yards (B.Mingo; J.Bostic).
- 2-24-LA 28 (10:26) (Shotgun) J.Goff pass short middle to T.Gurley to LA 47 for 19 yards (M.Hooker; M.Farley) [B.Mingo]. IND-A.Woods was injured during the play. His return is Doubtful.
- 3-5-LA 47 (9:47) (Shotgun) J.Goff pass incomplete deep right to P.Cooper.
- 4-5-LA 47 (9:39) J.Hekker punts 43 yards to IND 10, Center-J.McQuaide. Q.Bray to IND 10 for no gain (C.Littleton).

Indianapolis Colts at 9:29

- 1-10-IND 10 **(9:29) M.Mack left tackle to IND 7 for -3 yards (C.Littleton). FUMBLES (C.Littleton), recovered by IND-J.Brissett at IND -3. J.Brissett tackled in End Zone, SAFETY (M.Fox).**

IND 9 LA 39, Safety, 5:42 elapsed

R.Sanchez kicks 50 yards from IND 20 to LA 30. T.Austin to LA 43 for 13 yards (C.Milton).

Los Angeles Rams at 9:18, (1st play from scrimmage 9:10)

- 1-10-LA 43 (9:10) M.Brown up the middle to LA 48 for 5 yards (M.Farley).
- 2-5-LA 48 (8:29) M.Brown left guard to 50 for 2 yards (M.Farley).
- 3-3-50 (7:45) (Shotgun) J.Goff pass deep right to C.Kupp to IND 22 for 28 yards (Q.Wilson). P16
- 1-10-IND 22 (6:59) M.Brown up the middle to IND 20 for 2 yards (A.Morrison).
- 2-8-IND 20 (6:33) (Shotgun) J.Goff pass short middle to T.Higbee to IND 11 for 9 yards (A.Morrison) [M.Hunt]. P17
- 1-10-IND 11 (5:48) M.Brown left guard to IND 10 for 1 yard (A.Morrison; J.Bostic).
- 2-9-IND 10 (5:02) M.Brown right end to IND 7 for 3 yards (J.Simon).
- 3-6-IND 7 (4:34) *PENALTY on IND-M.Hunt, Encroachment, 4 yards, enforced at IND 7 - No Play.*
- 3-2-IND 3 **(4:33) (Shotgun) M.Brown left guard for 3 yards, TOUCHDOWN.** R18
G.Zuerlein extra point is GOOD, Center-J.McQuaide, Holder-J.Hekker.

IND 9 LA 46, 8 plays, 57 yards, 1 penalty, 4:50 drive, 10:32 elapsed

G.Zuerlein kicks 65 yards from LA 35 to end zone, Touchback.

Indianapolis Colts at 4:28

- 1-10-IND 25 (4:28) (Shotgun) J.Brissett pass incomplete short middle to Q.Bray (T.Smart).
- 2-10-IND 25 (4:22) M.Mack up the middle to IND 31 for 6 yards (C.Littleton).
- 3-4-IND 31 (3:38) (Shotgun) J.Brissett pass short right to M.Hazel to IND 32 for 1 yard (N.Robey).
- 4-3-IND 32 (3:05) R.Sanchez punts 53 yards to LA 15, Center-L.Rhodes, out of bounds.

Los Angeles Rams at 2:54

- 1-10-LA 15 (2:54) New LA QB #14 S.Mannion. J.Davis up the middle to LA 16 for 1 yard (M.Farley).
- 2-9-LA 16 (2:11) S.Mannion pass short left to D.Carrier to LA 28 for 12 yards (M.Farley). P19

Two-Minute Warning

- 1-10-LA 28 (2:00) S.Mannion kneels to LA 25 for -3 yards.
- 2-13-LA 25 (1:15) S.Mannion kneels to LA 23 for -2 yards.
- 3-15-LA 23 (:37) S.Mannion kneels to LA 21 for -2 yards.

END OF QUARTER

| | Score | Time Poss | First Downs | | | | Efficiencies | |
|--------------------|-------|-----------|-------------|---|---|---|--------------|--------|
| | | | R | P | X | T | 3 Down | 4 Down |
| Indianapolis Colts | 9 | 4:26 | 2 | 1 | 0 | 3 | 0/1 | 0/0 |
| Los Angeles Rams | 46 | 10:34 | 1 | 3 | 0 | 4 | 2/5 | 0/0 |



Miscellaneous Statistics Report

Indianapolis Colts vs Los Angeles Rams
9/10/2017 at Los Angeles Memorial Coliseum

Ten Longest Plays for Indianapolis Colts

| Yards | Qtr | Play Start | Play Description |
|-------|-----|-------------|---|
| 50 | 4 | 2-5-IND 45 | (13:02) J.Brissett pass deep left to D.Moncrief to LA 5 for 50 yards (B.Countess). |
| 32 | 2 | 1-10-IND 25 | (5:20) (Shotgun) S.Tolzien pass deep left to T.Hilton to LA 43 for 32 yards (K.Webster). LA-K.Webster was injured during the play. He is Out. LA #21 K.Webster, shoulder injury |
| 24 | 4 | 1-10-IND 16 | (14:13) New QB IND #7 J.Brissett. M.Mack right end to IND 40 for 24 yards (J.Johnson). |
| 21 | 1 | 2-6-IND 34 | (10:26) (Shotgun) S.Tolzien pass short right to J.Doyle to LA 45 for 21 yards (A.Ogletree). |
| 21 | 1 | 2-7-LA 22 | (8:18) (Shotgun) S.Tolzien pass short right to M.Mack pushed ob at LA 1 for 21 yards (L.Joyner). |
| 20 | 1 | 1-10-LA 45 | (9:52) (Shotgun) S.Tolzien pass short left to J.Doyle to LA 25 for 20 yards (M.Alexander, A.Ogletree). |
| 16 | 1 | 1-10-IND 7 | (2:03) F.Gore left tackle to IND 23 for 16 yards (L.Joyner). |
| 16 | 2 | 1-10-IND 7 | (14:02) S.Tolzien pass short right to T.Hilton to IND 23 for 16 yards (T.Johnson). |
| 10 | 2 | 2-17-50 | (4:07) (Shotgun) S.Tolzien pass short right to F.Gore to LA 40 for 10 yards (L.Joyner). |
| 8 | 1 | 1-10-LA 25 | (9:14) F.Gore right tackle to LA 17 for 8 yards (A.Ogletree). |

Ten Longest Plays for Los Angeles Rams

| Yards | Qtr | Play Start | Play Description |
|-------|-----|-------------|--|
| 39 | 2 | 2-10-IND 45 | (10:58) (Shotgun) J.Goff pass deep left to G.Everett to IND 6 for 39 yards (J.Bostic) [H.Ridgeway]. |
| 28 | 4 | 3-3-50 | (7:45) (Shotgun) J.Goff pass deep right to C.Kupp to IND 22 for 28 yards (Q.Wilson). |
| 27 | 3 | 1-10-LA 39 | (10:43) J.Goff pass deep left to R.Woods to IND 34 for 27 yards (M.Farley). |
| 24 | 2 | 1-10-LA 31 | (11:49) J.Goff pass deep left to C.Kupp to IND 45 for 24 yards (M.Farley). |
| 24 | 2 | 1-10-LA 42 | (7:29) J.Goff pass short right to S.Watkins to IND 34 for 24 yards (M.Hooker). |
| 23 | 2 | 1-10-IND 48 | (2:34) J.Goff pass short left to T.Gurley ran ob at IND 25 for 23 yards (T.Green). |
| 21 | 1 | 1-10-LA 40 | (13:58) J.Goff pass short right to R.Woods to IND 39 for 21 yards (R.Melvin). |
| 19 | 4 | 2-24-LA 28 | (10:26) (Shotgun) J.Goff pass short middle to T.Gurley to LA 47 for 19 yards (M.Hooker; M.Farley) [B.Mingo]. IND-A.Woods |
| 18 | 2 | 3-6-IND 18 | (5:27) (Shotgun) J.Goff pass deep middle to C.Kupp for 18 yards, TOUCHDOWN. |
| 13 | 1 | 2-8-LA 27 | (14:29) J.Goff pass short left to S.Watkins to LA 40 for 13 yards (R.Melvin). |

Touchdown Scoring Information

| | | Offense | Defense | Special Teams |
|----------------|--------------------|---------|---------|---------------|
| VISITOR | Indianapolis Colts | 1 | 0 | 0 |
| HOME | Los Angeles Rams | 3 | 2 | 0 |

Player Scoring Information

| Club | Player | TD | Rush TD | Rec TD | KO TD | Punt TD | Int TD | Fum TD | Misc TD | FG | XP | 2Pt Rush | 2Pt Rec | Sfty | Points |
|------|-------------|----|---------|--------|-------|---------|--------|--------|---------|----|----|----------|---------|------|--------|
| IND | M.Mack | 0 | 1 | 0 | 0 | 0 | 0 | 0 | 0 | 0 | 0 | 0 | 0 | 0 | 6 |
| IND | A.Vinatieri | 0 | 0 | 0 | 0 | 0 | 0 | 0 | 0 | 1 | 0 | 0 | 0 | 0 | 3 |
| LA | G.Zuerlein | 0 | 0 | 0 | 0 | 0 | 0 | 0 | 0 | 3 | 5 | 0 | 0 | 0 | 14 |
| LA | T.Gurley | 0 | 1 | 0 | 0 | 0 | 0 | 0 | 0 | 0 | 0 | 0 | 0 | 0 | 6 |
| LA | M.Brown | 0 | 1 | 0 | 0 | 0 | 0 | 0 | 0 | 0 | 0 | 0 | 0 | 0 | 6 |
| LA | C.Kupp | 0 | 0 | 1 | 0 | 0 | 0 | 0 | 0 | 0 | 0 | 0 | 0 | 0 | 6 |
| LA | T.Johnson | 0 | 0 | 0 | 0 | 0 | 1 | 0 | 0 | 0 | 0 | 0 | 0 | 0 | 6 |
| LA | L.Joyner | 0 | 0 | 0 | 0 | 0 | 1 | 0 | 0 | 0 | 0 | 0 | 0 | 0 | 6 |
| LA | M.Fox | 0 | 0 | 0 | 0 | 0 | 0 | 0 | 0 | 0 | 0 | 0 | 0 | 1 | 2 |

Possession Detail

| | First Half | | Second Half | | Game | |
|-----------------------------|------------|-------|-------------|-------|---------|-------|
| | Visitor | Home | Visitor | Home | Visitor | Home |
| Largest Lead | 0 | 24 | 0 | 37 | 0 | 37 |
| Drives Leading | 0 | 5 | 0 | 6 | 0 | 11 |
| Time of Possession Leading | 0:00 | 13:04 | 0:00 | 19:04 | 0:00 | 32:08 |
| Largest Deficit | -24 | 0 | -37 | 0 | -37 | 0 |
| Drives Trailing | 7 | 0 | 8 | 0 | 15 | 0 |
| Time of Possession Trailing | 14:39 | 0:00 | 10:56 | 0:00 | 25:35 | 0:00 |
| Times Score Tied Up | | 0 | | 0 | | 0 |
| Lead Changes | | 1 | | 0 | | 1 |



Playtime Percentage

Percent of playtime per player on offense, defense and special teams

Indianapolis Colts

Los Angeles Rams

| Indianapolis Colts | | | | | Los Angeles Rams | | | | |
|--------------------|----|---------|---------|---------------|------------------|----|---------|---------|---------------|
| | | Offense | Defense | Special Teams | | | Offense | Defense | Special Teams |
| D Good | T | 50 100% | | 3 9% | J Brown | G | 65 100% | | 9 26% |
| J Vujnovich | T | 50 100% | | 3 9% | R Havenstein | T | 65 100% | | 8 23% |
| A Castonzo | T | 50 100% | | | R Saffold | T | 65 100% | | 8 23% |
| D Bond | G | 50 100% | | | A Whitworth | T | 60 92% | | 8 23% |
| J Doyle | TE | 46 92% | | 9 26% | J Sullivan | C | 60 92% | | |
| D Moncrief | WR | 45 90% | | | J Goff | QB | 60 92% | | |
| T Hilton | WR | 44 88% | | | T Higbee | TE | 53 82% | | 8 23% |
| S Tolzien | QB | 41 82% | | | T Gurley | RB | 48 74% | | |
| J Mewhort | G | 40 80% | | 3 9% | R Woods | WR | 43 66% | | |
| K Aiken | WR | 26 52% | | 13 37% | C Kupp | WR | 39 60% | | |
| B Williams | TE | 19 38% | | 11 31% | S Watkins | WR | 38 58% | | |
| F Gore | RB | 19 38% | | | G Everett | TE | 29 45% | | |
| M Mack | RB | 17 34% | | 1 3% | P Cooper | WR | 22 34% | | 14 40% |
| R Turbin | RB | 14 28% | | 10 29% | J Reynolds | WR | 17 26% | | 4 11% |
| D Daniels | TE | 13 26% | | 4 11% | D Carrier | TE | 13 20% | | 18 51% |
| J Haeg | T | 10 20% | | 3 9% | M Brown | RB | 11 17% | | 22 63% |
| J Brissett | QB | 9 18% | | | T Austin | WR | 7 11% | | 7 20% |
| Q Bray | WR | 4 8% | | 14 40% | A Blythe | C | 5 8% | | 8 23% |
| M Hazel | WR | 3 6% | | | D Williams | T | 5 8% | | 8 23% |
| J Bostic | LB | | 65 100% | 12 34% | J Davis | RB | 5 8% | | 3 9% |
| T Green | FS | | 62 95% | 8 23% | S Mannion | QB | 5 8% | | |
| A Morrison | LB | | 57 88% | 16 46% | A Ogletree | LB | | 41 82% | 2 6% |
| D Butler | CB | | 54 83% | | M Barron | LB | | 41 82% | 1 3% |
| J Simon | LB | | 53 82% | 16 46% | C Barwin | LB | | 36 72% | 3 9% |
| J Hankins | DT | | 53 82% | | T Johnson | CB | | 35 70% | 9 26% |
| J Sheard | LB | | 50 77% | | L Joyner | CB | | 35 70% | 2 6% |
| R Melvin | CB | | 48 74% | 7 20% | M Alexander | FS | | 33 66% | 3 9% |
| M Farley | FS | | 46 71% | 19 54% | N Robey | CB | | 32 64% | 10 29% |
| N Hairston | DB | | 40 62% | 4 11% | E Westbrook | DT | | 32 64% | 3 9% |
| A Woods | NT | | 38 58% | 8 23% | M Brockers | DT | | 32 64% | 2 6% |
| M Hooker | DB | | 30 46% | 18 51% | T Smart | DT | | 29 58% | 1 3% |
| H Anderson | DT | | 25 38% | 11 31% | M Longacre | DE | | 25 50% | 6 17% |
| M Hunt | DE | | 20 31% | 26 74% | T Walker | DT | | 25 50% | 3 9% |
| H Ridgeway | DT | | 19 29% | 11 31% | R Quinn | DE | | 25 50% | 1 3% |
| Q Wilson | DB | | 17 26% | 6 17% | C Davis | FS | | 23 46% | 26 74% |
| B Mingo | LB | | 15 23% | 24 69% | K Webster | CB | | 23 46% | 5 14% |
| T Basham | LB | | 15 23% | 7 20% | M Fox | DE | | 18 36% | 4 11% |
| J George | LB | | 8 12% | 21 60% | S Ebukam | LB | | 14 28% | 22 63% |
| C Milton | CB | | | 32 91% | B Countess | CB | | 14 28% | 21 60% |
| K Moore | DB | | | 20 57% | D Hatfield | CB | | 10 20% | 16 46% |
| R Sanchez | P | | | 13 37% | C Littleton | LB | | 9 18% | 27 77% |
| A Redmond | C | | | 9 26% | B Hager | LB | | 9 18% | 25 71% |
| L Rhodes | LB | | | 9 26% | J Johnson | DB | | 9 18% | 24 69% |
| A Walker | LB | | | 8 23% | G Zuerlein | K | | | 17 49% |
| A Vinatieri | K | | | 3 9% | J Hekker | P | | | 13 37% |
| L Clark | T | | | 3 9% | J McQuaide | LS | | | 13 37% |





8 | BRANDON ALLEN

| | |
|-------------|---------------------|
| Position: | Quarterback |
| Ht./Wt.: | 6-2/214 |
| Birth Date: | 9/5/92 |
| College: | Arkansas |
| Hometown: | Fayetteville, Ark. |
| Experience: | 1st year (1st Rams) |
| Acquired: | 2017 |

Career GP/GS (Playoffs): 0/0 (0/0)



TRANSACTIONS: Signed to the Rams (9/3/17)...waived by Jacksonville Jaguars (9/2/17)...originally selected by the Jaguars in the sixth round of the 2016 draft (201st overall).

2017 SEASON: Week 1 vs. Indianapolis (9/10): Declared inactive.

2016 SEASON: Spent the season with the Jacksonville Jaguars.

COLLEGE: Made 38 career starts at QB, including final 34 games of his career, which was the longest streak for an Arkansas QB since joining the SEC in 1992...Totaled 7,463 passing yards, which ranks third in program history...finished second in program history in pass completions (583), second in attempts (1,016) and third in completion percentage (57.4)...his 64 career passing TDs is a school record...as a senior in 2015, started and participated in all 13 contests and ended the season going 244 of 370 passing for 3,440 yards and 30 passing touchdowns along with one rushing touchdown...the 30 passing touchdowns ranks second in single-season school history and second in the SEC.


PERSONAL: Attended Fayetteville (Ark.) High School and was rated as the fifth-best pro-style quarterback in the nation...honored with the Landers Award, given annually to the top prep football player in the state of Arkansas...led Fayetteville High School to the Arkansas Class 7A state title game in 2010, finishing the season with a 10-4...son of Bobby, the Razorbacks' director of high school and NFL relations, and Marcela Allen and has a younger brother, Austin, who is a junior quarterback at Arkansas.



31 | MAURICE ALEXANDER

| | |
|-------------|---------------------|
| Position: | Safety |
| Ht./Wt.: | 6-1/222 |
| Birth Date: | 2/16/91 |
| College: | Utah State |
| Hometown: | St. Louis, Mo. |
| Experience: | 4th year (4th Rams) |
| Acquired: | D4-2014 (110th) |

Career GP/GS (Playoffs): 38/20 (0/0)



TRANSACTIONS: Selected by the Rams in the fourth round (110th overall) of the 2014 NFL Draft (5/10/14).

PRO: Has played in 38 games, starting 20...played a prominent role in the secondary as well as on special teams...collected 106 career tackles (75 solo), and three sacks...recorded two interceptions and eight passes defended...set career-highs in nearly every statistical category in 2016...recorded a career-best 2.0 sacks in 2015...has 11 special teams tackles in his career.

2017 SEASON: Week 1 vs. Indianapolis (9/10): Started at strong safety...registered three tackles (one solo).

2016 SEASON: Started a career-high 14 games, set career highs in tackles (66), interceptions (two) and passes defended (six)...**at Tampa Bay (9/25):** Started at safety...registered six total tackles and two passes defended...also compiled a team-high 11 quarterback pressures, to establish a new personal best...**at Arizona (10/2):** Recorded six tackles (five solo)...sacked QB Carson Palmer for a nine-yard loss, his third career sack...**at New York Jets (11/13):** Tied a season-high with six tackles (five solo)...**vs. Miami (11/20):** Recorded four tackles (three solo)...notched his first career interception when he picked off Dolphins QB Ryan Tannehill in the end zone in the third quarter...**vs. Arizona (1/1):** Tied a season-high with six tackles (four solo)...intercepted QB Carson Palmer with a 19-yard return...added one pass defended.

2015 SEASON: Started five games at safety...collected 40 tackles (29 solo), 2.0 sacks, three quarterback hits and two passes defended...**at San Francisco (1/3/16):** Started at safety...notched a career-high nine tackles (eight solo)...**vs. Tampa Bay (12/17):** Started at safety...tallied eight tackles (seven solo) and one pass defended...**vs. Detroit (12/13):** Started at safety...registered eight tackles (six solo)...**vs. Arizona (12/6):** Saw action on defense and special teams...sacked Arizona QB Carson Palmer for a loss of nine yards, his second sack of the season...also had one solo tackle and one quarterback hit on defense...**at Minnesota (11/8):** Made his first NFL start...recorded his first career sack on Vikings QB Shaun Hill...also had four tackles (two solo)...added one special teams tackle.

2014 SEASON: Appeared in nine games and registered seven special teams tackles...**at Tampa Bay (9/14):** Made his NFL debut...saw action on special teams.

COLLEGE: Received All-Mountain West Conference honorable mention following 2013 season...started 21-of-25 games at strong safety for Utah State, finishing with 125 tackles (67 solo), including 6.5 sacks for minus 43 yards and 16 stops for losses of 73 yards...had one interception, seven pass deflections, two forced fumbles and a fumble recovery...started 13 games at strong safety during the 2013 season, recorded 80 tackles (40 solo) with 3.5 sacks for minus 27 yards and nine stops for losses of 47 yards...recovered one fumble and caused another...had one interception to go with six pass deflections...was not a member of Utah State's football program in 2012...2011 was his first season at Utah State, started eight games and played in 12, recorded 45 tackles (27 solo), 3.0 sacks for minus 16 yards and seven stops for losses totaling 26 yards...also had two quarterback hurries and one pass break-up...was a two-time first-team all-Western States Football League and first-team all-Region I selection at Arizona Western College...helped the Matadors to back-to-back league championships, including a 10-2 record in 2010, the first back-to-back bowl appearances for Arizona Western since 1980-81...led the WSFL and ranked 19th in National Junior College Athletic Association (NJCAA) with 98 tackles, including 19.0 for loss with 8.0 sacks, four pass break-ups, one interception and one forced fumble...the 19.0 tackles for loss was second in the NJCAA, while the 116 yards loss ranked first...finished two-year career with 179 tackles, 15.0 sacks and four interceptions.

PERSONAL: A two-year all-state Missouri Class 5A, two-time all-conference and two-year all-metro honoree at Eureka (Mo.) High School, helping the Wildcats to a pair of district championships, advancing to the state semi-finals twice...posted 134 tackles with 18.0 sacks his senior season...was also an all-state performer in wrestling and track, finishing third at the state wrestling championships...graduated from Utah State in the fall of 2013 with an interdisciplinary studies degree emphasizing in sociology and physical education...participated in numerous community events, including the St. Louis Rams Training Academy Youth Football Camp and United Way Kickoff for Charity Luncheon...son of Maurice Alexander and Lynette McAlpine...resides in Los Angeles, Calif.



11 | TAVON AUSTIN

| | |
|-------------|---------------------|
| Position: | Wide Receiver |
| Ht./Wt.: | 5-8/179 |
| Birth Date: | 3/15/90 |
| College: | West Virginia |
| Hometown: | Baltimore, Md. |
| Experience: | 5th year (5th Rams) |
| Acquired: | D1-2013 (8th) |

Career GP/GS (Playoffs): 60/41 (0/0)



TRANSACTIONS: Selected No. 8 overall in the 2013 NFL Draft by the St. Louis Rams (4/25/13).

PRO: Has played in 60 games with 41 starts for the Rams...collected 181 receptions for 1,642 yards and 12 receiving touchdowns...one of five players in Rams history with 400 or more receiving, rushing, kick return and punt return yards in his career... has been awarded NFC Special Teams Player of the Week honors three times...at Washington (12/7/14) for his 143 punt return yards, including a 78-yard punt return touchdown...at Indianapolis (11/10/13) when he notched a 98-yard punt return for a touchdown...his 145 punt return yards were the second-most in a single game in franchise history...became the first player in NFL history with a 95-plus yard punt-return touchdown and two 55-plus yard receiving touchdowns in the same game...vs. Seattle (9/13/15) for his 75-yard punt returned for a score...the Rams executed a trade with the Buffalo Bills in which the team gave up their 16th, 46th, 78th and 222nd picks to get Austin at No. 8...he became the ninth wide receiver drafted by the Rams in the first round and the first taken in the opening round since Torry Holt was selected No. 6 overall in the 1999 NFL Draft.

2017 SEASON: Week 1 vs. Indianapolis (9/10): Caught one pass for seven yards and rushed two times for 11 yards...returned three punts for 15 yards and one kickoff for 13 yards.

2016 SEASON: Played in and started a career-high 15 games, finished the season second on the team with 58 receptions for 509 yards, both career highs...also added a career-high 44 punt returns...**at Tampa Bay (9/25):** Accumulated 116 all-purpose yards... led the team with five receptions for 82 yards, including a 43-yard touchdown reception...**at Arizona (10/2):** Caught two passes for 14 yards...had a season-high 47-yard punt return in the fourth quarter, which helped set up the Rams game-winning touchdown...**vs. Buffalo (10/9):** Led the Rams with a career-high seven receptions totalling 59 yards, including a 31-yard reception from QB Case Keenum in the second quarter...moved into the top-40 in Rams history in rushing yards after compiling 26 yards on three carries...**vs. New York Giants (10/23):** Recorded 57 receiving yards on a team-leading and career-high 10 receptions, including a 10-yard touchdown reception on the team's opening drive...also rushed one time for 10 yards...had three punt returns for 28 yards...**at New Orleans (11/27):** Caught four passes for 49 yards and one touchdown...rushed one time for 10 yards and returned one punt for eight yards...was the recipient of rookie QB Jared Goff's first career touchdown pass...**vs. Atlanta (12/11):** Hauled in seven receptions for 62 yards...rushed twice for 27 yards, including a 23-yard rush, his longest of the season...added a career-high seven punt returns for 74 yards...had three punt returns of 20-plus yards...**vs. San Francisco (12/24):** Had a season-long 30-yard rushing touchdown...added two receptions for 14 yards and five punt returns for 12 yards.

2015 SEASON: Started at wide receiver in 15 games...finished the season leading the team in receptions (52)...accumulated 907 total yards from scrimmage (receiving yards - 473 and rushing yards - 434) setting new career-high...also had 268 punt return yards...notched a career-high 10 touchdowns on the season (5 receiving, 4 rushing, 1 punt return)...**at Cincinnati (11/29):** Started at wide receiver...led the team in rushing yards with four rushes for 63 yards and one touchdown...also had six catches for 33 yards...tallied a 60-yard rush which was his second longest rush of his career...in total, posted 10 offensive touches for 96 yards...**vs. San Francisco (11/1):** Started at wide receiver...tallied a 2-yard touchdown rush and added 66-yard touchdown reception...led the team in receptions (4) and receiving yards (98)...**at Arizona (10/4):** Started at wide receiver...led the team in receptions (six) and receiving yards (98)...hauled in two receiving touchdowns from QB Nick Foles, marked the third game of his career that he had two receiving touchdowns...also added two rushes for 20 yards...**vs. Seattle (9/13):** Rushed 11 yards into the endzone...also notched a 75-yard punt return...became the fifth player in the past 20 years to score a touchdown on a punt return and a rush in the same game...he is the first player in NFL history with a 75-plus yard punt-return touchdown in each of his first three seasons.

Austin earned NFC Special Teams Player of the Week honors vs. Seattle (9/13/15)

2014 SEASON: Caught 31 passes for 242 yards, carried the ball 36 times for 224 yards and two touchdowns, also returned 35 punts for 391 yards and one touchdown for a net total of 877 yards and three total touchdowns in 2014...**at San Diego (11/23):** Started at wide receiver...also saw action at running back and punt returner...ran the ball three times for 27 yards and one touchdown...notched three receptions for 11 yards...returned two punts for 44 yards...

at Washington (12/7): Started at wide receiver, also saw action at punt returner... finished the day with 203 combined net yards (receiving yards-14, rushing yards-46, return yards-143) including a 78-yard punt return for a touchdown...marked the second punt returned for a touchdown of his career...earned NFC Special Teams

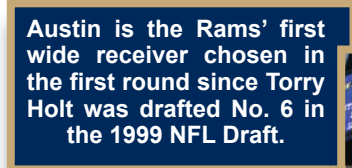
Player of the Week honors...**vs. New York Giants (12/21):** Saw action at wide receiver and punt returner...hauled in one pass for 15 yards...finished the day with 25 yards on three carries...returned three punts for 61 yards including a long of 41 yards...

Austin earned NFC Special Teams Player of the Week honors at Washington (12/7/14)

2013 SEASON: Finished the season with 40 catches in 13 games and six total touchdowns (four receiving, one rushing and one via punt return)...became the first player in NFL history with a 95-yard punt return for touchdown, 80-yard touchdown reception and 65-yard rushing score in the same season...his 98-yard punt return at Indianapolis is tied for the third longest punt return of all-time in the NFL...marks the second longest punt return in franchise history, behind Robert Bailey's 103-yard return at New Orleans (10/23/94)...named NFC Special Teams Player of the month for November...**at Atlanta (9/15):** Earned his first NFL start...registered his first NFL touchdown on a 6-yard pass from QB Sam Bradford, and added a second touchdown reception on a 10-yard grab...finished the game with six receptions for 47 yards...**at Indianapolis (11/10):** Notched a 98-yard punt return for a touchdown...his 145 punt return yards were the second-most in a single game in franchise history...recorded a second score on a 57-yard reception from QB Kellen Clemens...tallied his third score of the day on a career-long 81-yard touchdown reception from Clemens...finished the game with 314 all-purpose yards (145 punt return, 138 receiving, 27 kickoff return and four yards rushing), the second-best single-game performance in team history...first player in NFL history with a 95-plus yard punt-return touchdown and two 55-plus yard receiving touchdowns in the same game...joined Pro Football Hall of Famer Gale Sayers (December 12, 1965) and Randy Moss (November 26, 1998) as the only players age 22 or younger with three 50-plus yard touchdowns in the same game...finished the game with 142 scrimmage yards (138 receiving, four rushing) and 145 punt-return yards, joined by Steve Smith as the only players in NFL history with at least 140 scrimmage yards and 140 punt-return yards in the same game...



earned NFC Special Teams Player of the Week and NFL Rookie of the Week honors...**vs. Chicago (11/24):** Rushed 65 yards for a touchdown, the first rushing touchdown of his career...marks the Rams' since Marshall Faulk had a 70-yard rush (12/23/01)...the third player since 1940 with four 50-plus yard touchdowns in consecutive games, the other two are Jim Brown (Cle) and Gale Sayers (Chi)...marked his fourth consecutive touchdown of 57 yards or more.



COLLEGE: As a senior, named Big 12 Conference co-Special Teams Player of the Year...was the recipient of the Paul Hornung Award, given to the most versatile player in the nation...named a semi-finalist for the Biletnikoff Award (nation's top receiver)...received All-American first-team honors from The NFL Draft Report, American Football Coaches Association and CBS Sports as an all-purpose back, adding second-team honors from CBS Sports and the Walter Camp Foundation as a receiver...added All-Big 12 Conference first-team recognition as a kick returner and all-purpose back from the league's coaches and ESPN, while garnering second-team accolades as a receiver from the Associated Press...became the first Mountaineer to score a touchdown four different ways in one season (catch, rush, kick and punt return)...joined fellow wide-out Stedman Bailey in setting the school season-record with 114 receptions, ranking third nationally with an average of 8.77 grabs per game...led the nation with an average of 223.85 all-purpose yards per game, setting school and Big 12 season-records with a total of 2,910 yards, surpassing the old WVU mark of 2,574 yards by Austin in 2011 and the league record of 2,833 yards by Jeremy Maclin of Missouri in 2008...the only players in NCAA FBS history to gain more all-purpose yards in a season were Barry Sanders of Oklahoma State (3,250 in 1998), Ryan Benjamin of Pacific (2,995 in 1991) and Chris Johnson of East Carolina (2,960 in 2007)...gained at least 100 yards receiving in six contests and generated at least 200 all-purpose yards in seven games...as a junior, earned All-American first-team honors as a return specialist from The NFL Draft Report, CBS Sports and Phil Steele, and added third-team accolades from the Associated Press...All-Big East Conference first-team choice received league Special Teams Player of the Year and West Virginia Offensive Player of the Year recognition, in addition to being selected to the All-Bowl squads named by Yahoo! Sports, CBS Sports and College Football News...returned to slot receiver, starting 11 games, as he set a then-school season-record with 101 receptions for 1,186 yards (11.74 ypc) and eight touchdowns, topping the previous WVU mark of 77 grabs by David Saunders (1998)...his 268 yards gained on 19 punt returns (led the Big East and placed sixth in the FBS with a 14.11-yard average) was the 10th-highest total by a Mountaineer in a season...led the nation with an average of 198.00 all-purpose yards per game, as he touched the ball 172 times for a then school record 2,574 yards, joining Steve Slaton (2,104 in 2006) as the only Mountaineers to register 2,000 all-purpose yards in a season...as a sophomore, earned an All-Big East Conference first-team choice by the league's coaches...started 11 of the 13 games he appeared in at the "H" receiver position, ranking second on the team with 58 receptions for 787 yards (13.57 ypc) and eight touchdowns...rushed 16 times for 161 yards, returned 12 kickoffs for 230 yards (19.17 avg) and was third on the team with 1,178 all-purpose yards...earned the Freshman All-Big East Conference selection started at slot receiver vs. East Carolina, Auburn, Louisville and Pittsburgh while appearing in all 13 games.

PERSONAL: Multidisciplinary studies major at West Virginia and member of the Garrett Ford Academic Honor Roll...son of Cathy Green and the oldest of four children...attended Dunbar (Baltimore, Md.) High School...started at running back, but was often used in the slot and handled return duties...the two-time consensus Maryland Player of the Year and All-State choice closed his career as the state record-holder with 790 points scored, 123 total touchdowns, 9,258 all-purpose yards and 7,962 yards rushing...three-time Baltimore Sun Player of the Year and Digital Sports' All-Metro Offensive Player of the Year...participated in numerous community events, including Taste of the NFL, Hayes for the Holidays and the All-Community Ticket program - Tay-Awesome.

TAVON AUSTIN NFL STATISTICS

REGULAR SEASON

| Year | Team | Receiving | | | | | | Rushing | | | | | TD |
|---------------|------|-----------|-----|-------|------|-----|----|---------|-----|------|-----|---|----|
| | | G/S | No | Yds | Avg | Lg | TD | Att | Yds | Avg | Lg | | |
| 2013 | RAMS | 13/3 | 40 | 418 | 10.5 | 81t | 4 | 9 | 151 | 16.8 | 65t | 1 | |
| 2014 | RAMS | 15/8 | 31 | 242 | 7.8 | 28 | 0 | 36 | 224 | 6.2 | 19 | 2 | |
| 2015 | RAMS | 16/14 | 52 | 473 | 9.1 | 66t | 5 | 52 | 434 | 8.3 | 60 | 4 | |
| 2016 | RAMS | 15/15 | 58 | 509 | 8.8 | 43t | 3 | 28 | 159 | 6.0 | 30t | 1 | |
| 2017 | RAMS | 1/0 | 1 | 7 | 7.0 | 7 | 0 | 2 | 11 | 5.5 | 9 | 0 | |
| TOTALS | | 60/41 | 182 | 1,649 | 9.1 | 81t | 12 | 127 | 979 | 7.7 | 65t | 8 | |

| Year | Team | Punt Returns | | | | | Kickoff Returns | | | | | TD |
|---------------|------|--------------|-------|------|-----|----|-----------------|-----|------|----|---|----|
| | | No | Yds | Avg | Lg | TD | Att | Yds | Avg | Lg | | |
| 2013 | RAMS | 33 | 280 | 8.5 | 98t | 1 | 18 | 398 | 22.1 | 32 | 0 | |
| 2014 | RAMS | 35 | 391 | 11.2 | 78t | 1 | 2 | 19 | 9.5 | 11 | 0 | |
| 2015 | RAMS | 34 | 268 | 7.9 | 75t | 1 | 3 | 16 | 5.3 | 7 | 0 | |
| 2016 | RAMS | 44 | 364 | 8.3 | 47 | 0 | 1 | 5 | 5.0 | 5 | 0 | |
| 2017 | RAMS | 3 | 15 | 5.0 | 8 | 0 | 1 | 13 | 13.0 | 13 | 0 | |
| TOTALS | | 149 | 1,318 | 8.8 | 98t | 3 | 25 | 451 | 18.0 | 32 | 0 | |

SINGLE GAME HIGHS

Receptions – 10, vs. New York Giants (10/23/16)
 Yards – 138, at Indianapolis (11/10/13)
 Rushing yards – 65, vs. Chicago (11/24/13)
 Longest reception– 81, at Indianapolis (11/10/13)
 Touchdowns – 3, at Indianapolis, (11/10/13)

TAVON AUSTIN GAME-BY-GAME STATISTICS

2017 LOS ANGELES RAMS

| Game | W/L | G/S | Receiving | | | | | | Rushing | | | | Returns | | | | | | | | | |
|---------------|-----|-----|-----------|-----|-----|----|----|-----|---------|-----|----|----|---------|----|-----|----|----|----|-----|------|----|----|
| | | | No | Yds | Avg | Lg | TD | Att | Yds | Avg | Lg | TD | PR | FC | YDS | LG | TD | KR | YDS | AVG | LG | TD |
| IND 9/10 | W | 1/0 | 1 | 7 | 7.0 | 7 | 0 | 2 | 11 | 5.5 | 9 | 0 | 3 | 0 | 15 | 8 | 0 | 1 | 13 | 13.0 | 13 | 0 |
| WAS 9/17 | | 0/0 | 0 | 0 | 0.0 | 0 | 0 | 0 | 0 | 0.0 | 0 | 0 | 0 | 0 | 0 | 0 | 0 | 0 | 0 | 0.0 | 0 | 0 |
| @SF 9/21 | | 0/0 | 0 | 0 | 0.0 | 0 | 0 | 0 | 0 | 0.0 | 0 | 0 | 0 | 0 | 0 | 0 | 0 | 0 | 0 | 0.0 | 0 | 0 |
| @DAL 10/1 | | 0/0 | 0 | 0 | 0.0 | 0 | 0 | 0 | 0 | 0.0 | 0 | 0 | 0 | 0 | 0 | 0 | 0 | 0 | 0 | 0.0 | 0 | 0 |
| SEA 10/8 | | 0/0 | 0 | 0 | 0.0 | 0 | 0 | 0 | 0 | 0.0 | 0 | 0 | 0 | 0 | 0 | 0 | 0 | 0 | 0 | 0.0 | 0 | 0 |
| @JAC 10/15 | | 0/0 | 0 | 0 | 0.0 | 0 | 0 | 0 | 0 | 0.0 | 0 | 0 | 0 | 0 | 0 | 0 | 0 | 0 | 0 | 0.0 | 0 | 0 |
| ARI 10/22 | | 0/0 | 0 | 0 | 0.0 | 0 | 0 | 0 | 0 | 0.0 | 0 | 0 | 0 | 0 | 0 | 0 | 0 | 0 | 0 | 0.0 | 0 | 0 |
| @NYG 11/5 | | 0/0 | 0 | 0 | 0.0 | 0 | 0 | 0 | 0 | 0.0 | 0 | 0 | 0 | 0 | 0 | 0 | 0 | 0 | 0 | 0.0 | 0 | 0 |
| HOU 11/12 | | 0/0 | 0 | 0 | 0.0 | 0 | 0 | 0 | 0 | 0.0 | 0 | 0 | 0 | 0 | 0 | 0 | 0 | 0 | 0 | 0.0 | 0 | 0 |
| @MIN 11/19 | | 0/0 | 0 | 0 | 0.0 | 0 | 0 | 0 | 0 | 0.0 | 0 | 0 | 0 | 0 | 0 | 0 | 0 | 0 | 0 | 0.0 | 0 | 0 |
| NO 11/26 | | 0/0 | 0 | 0 | 0.0 | 0 | 0 | 0 | 0 | 0.0 | 0 | 0 | 0 | 0 | 0 | 0 | 0 | 0 | 0 | 0.0 | 0 | 0 |
| @ARI 12/2 | | 0/0 | 0 | 0 | 0.0 | 0 | 0 | 0 | 0 | 0.0 | 0 | 0 | 0 | 0 | 0 | 0 | 0 | 0 | 0 | 0.0 | 0 | 0 |
| PHI 12/10 | | 0/0 | 0 | 0 | 0.0 | 0 | 0 | 0 | 0 | 0.0 | 0 | 0 | 0 | 0 | 0 | 0 | 0 | 0 | 0 | 0.0 | 0 | 0 |
| @SEA 12/17 | | 0/0 | 0 | 0 | 0.0 | 0 | 0 | 0 | 0 | 0.0 | 0 | 0 | 0 | 0 | 0 | 0 | 0 | 0 | 0 | 0.0 | 0 | 0 |
| @TEN 12/24 | | 0/0 | 0 | 0 | 0.0 | 0 | 0 | 0 | 0 | 0.0 | 0 | 0 | 0 | 0 | 0 | 0 | 0 | 0 | 0 | 0.0 | 0 | 0 |
| SF 12/3 | | 0/0 | 0 | 0 | 0.0 | 0 | 0 | 0 | 0 | 0.0 | 0 | 0 | 0 | 0 | 0 | 0 | 0 | 0 | 0 | 0.0 | 0 | 0 |
| TOTALS | 1/0 | 1/0 | 1 | 7 | 7.0 | 7 | 0 | 2 | 11 | 5.5 | 9 | 0 | 3 | 0 | 15 | 8 | 0 | 1 | 13 | 13.0 | 13 | 0 |

2016 LOS ANGELES RAMS

| Game | W/L | G/S | Receiving | | | | | | Rushing | | | | Returns | | | | | | | | | |
|---------------|------|-------|-----------|-----|------|-----|----|-----|---------|----------|-----|----|---------|----|-----|----|----|----|-----|-----|----|----|
| | | | No | Yds | Avg | Lg | TD | Att | Yds | Avg | Lg | TD | PR | FC | YDS | LG | TD | KR | YDS | AVG | LG | TD |
| @SF 9/12 | L | 1/1 | 4 | 13 | 3.3 | 5 | 0 | 1 | 2 | 2.0 | 2 | 0 | 4 | 3 | 38 | 28 | 0 | 0 | 0 | 0 | 0 | 0 |
| SEA 9/18 | W | 1/1 | 5 | 50 | 10.0 | 27 | 0 | 2 | 6 | 3.0 | 0 | 0 | 3 | 1 | 15 | 15 | 0 | 0 | 0 | 0 | 0 | 0 |
| @TB 9/25 | W | 1/1 | 5 | 82 | 16.4 | 43t | 1 | 2 | 22 | 11.0 | 14 | 0 | 2 | 2 | 12 | 8 | 0 | 1 | 5 | 5.0 | 5 | 0 |
| @ARI 10/2 | W | 1/1 | 2 | 14 | 7.0 | 8 | 0 | 1 | -6 | -6.0 | -6 | 0 | 1 | 1 | 47 | 47 | 0 | 0 | 0 | 0 | 0 | 0 |
| BUF 10/9 | L | 1/1 | 7 | 59 | 8.4 | 31 | 0 | 3 | 26 | 8.7 | 9 | 0 | 2 | 0 | 2 | 5 | 0 | 0 | 0 | 0 | 0 | 0 |
| @DET 10/16 | L | 1/1 | 3 | 24 | 8.0 | 15 | 0 | 3 | 2 | 0.7 | 8 | 0 | 1 | 1 | 2 | 2 | 0 | 0 | 0 | 0 | 0 | 0 |
| NYG 10/23 | L | 1/1 | 10 | 57 | 5.7 | 10t | 1 | 1 | 10 | 10.0 | 10 | 0 | 3 | 1 | 28 | 19 | 0 | 0 | 0 | 0 | 0 | 0 |
| CAR 11/6 | L | 1/1 | 1 | 17 | 17.0 | 17 | 0 | 1 | 1 | 1.0 | 1 | 0 | 4 | 1 | 40 | 19 | 0 | 0 | 0 | 0 | 0 | 0 |
| @NYJ 11/13 | W | 1/1 | 2 | 19 | 9.5 | 20 | 0 | 2 | 10 | 5.0 | 6 | 0 | 4 | 1 | 38 | 15 | 0 | 0 | 0 | 0 | 0 | 0 |
| MIA 11/20 | L | 1/1 | 1 | 21 | 21.0 | 21 | 0 | 2 | 8 | 4.0 | 7 | 0 | 4 | 2 | 30 | 12 | 0 | 0 | 0 | 0 | 0 | 0 |
| @NO 11/27 | L | 1/1 | 4 | 45 | 11.3 | 24t | 1 | 1 | 10 | 10.0 | 10 | 0 | 1 | 1 | 8 | 8 | 0 | 0 | 0 | 0 | 0 | 0 |
| @NE 12/4 | L | 0/0 | | | | | | | | Inactive | | | | | | | | | | | | |
| ATL 12/11 | L | 1/1 | 7 | 62 | 8.9 | 17 | 0 | 2 | 27 | 13.5 | 23 | 0 | 7 | 0 | 74 | 27 | 0 | 0 | 0 | 0 | 0 | 0 |
| @SEA 12/15 | L | 1/1 | 3 | 14 | 4.7 | 8 | 0 | 2 | 13 | 6.5 | 8 | 0 | 0 | 1 | 0 | 0 | 0 | 0 | 0 | 0 | 0 | 0 |
| SF 12/24 | L | 1/1 | 2 | 14 | 7.0 | 15 | 0 | 3 | 26 | 8.7 | 30t | 1 | 5 | 1 | 12 | 9 | 0 | 0 | 0 | 0 | 0 | 0 |
| ARI 1/1/17 | L | 1/1 | 2 | 18 | 9.0 | 10 | 0 | 2 | 2 | 1.0 | 3 | 0 | 3 | 0 | 18 | 18 | 0 | 0 | 0 | 0 | 0 | 0 |
| TOTALS | 4-12 | 15/15 | 58 | 509 | 8.8 | 43t | 3 | 28 | 159 | 5.7 | 30t | 1 | 44 | 16 | 364 | 47 | 0 | 1 | 5 | 5.0 | 5 | 0 |

TAVON AUSTIN GAME-BY-GAME STATISTICS CONTINUED

2015 ST. LOUIS RAMS

| Game | W/L | G/S | Receiving | | | | | Rushing | | | | | Returns | | | | | | | | | | |
|--------------|-----|------------|--------------|-----------|------------|------------|------------|----------|-----------|------------|------------|-----------|----------|-----------|-----------|------------|------------|----------|----------|----------|------------|----------|----------|
| | | | No | Yds | Avg | Lg | TD | Att | Yds | Avg | Lg | TD | PR | FC | YDS | LG | TD | KR | YDS | AVG | LG | TD | |
| SEA 9/13 | W | 1/1 | 2 | -2 | -1.0 | 7 | 0 | 4 | 17 | 4.3 | 16t | 1 | 2 | 1 | 85 | 75t | 1 | 0 | 0 | 0.0 | 0 | 0 | |
| @WAS 9/20 | L | 1/1 | 1 | 6 | 6.0 | 6 | 0 | 4 | 40 | 10.0 | 16 | 0 | 0 | 0 | 0 | 0 | 0 | 0 | 0.0 | 0 | 0 | | |
| PIT 9/27 | L | 1/1 | 5 | 38 | 7.6 | 12 | 0 | 0 | 0 | 0.0 | 0 | 0 | 3 | 1 | 32 | 20 | 0 | 0 | 0.0 | 0 | 0 | | |
| @ARI 10/4 | W | 1/1 | 6 | 96 | 16.0 | 47 | 2 | 2 | 20 | 10.0 | 12 | 0 | 0 | 0 | 0 | 0 | 0 | 0 | 0.0 | 0 | 0 | | |
| @GB 10/11 | L | 1/1 | 2 | 6 | 3.0 | 5 | 1 | 3 | 22 | 7.3 | 15 | 0 | 2 | 0 | 4 | 6 | 0 | 0 | 0.0 | 0 | 0 | | |
| CLE 10/25 | W | 1/1 | 4 | 43 | 10.8 | 20 | 0 | 1 | 21 | 21.0 | 21 | 0 | 2 | 2 | 15 | 11 | 0 | 0 | 0.0 | 0 | 0 | | |
| SF 11/1 | W | 1/1 | 4 | 98 | 24.5 | 66t | 1 | 3 | 21 | 7.0 | 13 | 1 | 3 | 1 | -0.3 | 2 | 0 | 1 | 6 | 6.0 | 6 | 0 | |
| @MIN 11/8 | L | 1/1 | 4 | 15 | 3.8 | 10 | 0 | 8 | 66 | 8.3 | 22 | 0 | 4 | 0 | 27 | 12 | 0 | 0 | 0.0 | 0 | 0 | | |
| CHI 11/15 | L | 1/1 | 2 | 5 | 2.5 | 4 | 0 | 3 | 18 | 6.0 | 12 | 0 | 3 | 1 | 16 | 10 | 0 | 0 | 0.0 | 0 | 0 | | |
| @BAL 11/22 | L | 1/1 | 1 | 5 | 5.0 | 5 | 0 | 1 | 16 | 16.0 | 16 | 0 | 4 | 2 | 2 | 3 | 0 | 0 | 0.0 | 0 | 0 | | |
| @CIN 11/29 | L | 1/1 | 6 | 33 | 5.5 | 0 | 0 | 4 | 63 | 15.8 | 60 | 1 | 2 | 1 | 9 | 9 | 0 | 0 | 0.0 | 0 | 0 | | |
| ARI 12/6 | L | 1/1 | 1 | 24 | 24.0 | 24 | 0 | 2 | 14 | 7.0 | 12 | 0 | 2 | 1 | 38 | 29 | 0 | 1 | 3 | 3.0 | 3 | 0 | |
| DET 12/13 | W | 1/1 | 3 | 19 | 6.3 | 14 | 0 | 4 | 40 | 10.0 | 20 | 0 | 3 | 1 | 11 | 0 | 0 | 0 | 0.0 | 0 | 0 | | |
| TB 12/17 | W | 1/1 | 3 | 41 | 13.7 | 17t | 1 | 4 | 32 | 8.0 | 21t | 1 | 0 | 0 | 0 | 0 | 0 | 0 | 0.0 | 0 | 0 | | |
| @SEA 12/27 | W | 1/0 | 3 | 16 | 5.3 | 16 | 0 | 3 | 12 | 4.0 | 8 | 0 | 2 | 1 | 24 | 21 | 0 | 0 | 0.0 | 0 | 0 | | |
| @SF 1/3/16 | L | 1/0 | 5 | 30 | 6.0 | 10 | 0 | 6 | 32 | 5.3 | 13 | 0 | 2 | 1 | 6 | 6 | 0 | 0 | 0.0 | 0 | 0 | | |
| TOTAL | | 7-9 | 16/14 | 52 | 473 | 9.1 | 66t | 5 | 52 | 434 | 8.3 | 60 | 4 | 34 | 15 | 268 | 75t | 1 | 2 | 9 | 4.5 | 6 | 0 |

2014 ST. LOUIS RAMS

| Game | W/L | G/S | Receiving | | | | | Rushing | | | | | Returns | | | | | | | | | | |
|--------------|-----|-------------|-------------|-----------|------------|------------|-----------|----------|-----------|------------|------------|-----------|----------|-----------|-----------|------------|------------|----------|----------|-----------|------------|-----------|----------|
| | | | No | Yds | Avg | Lg | TD | Att | Yds | Avg | Lg | TD | PR | FC | YDS | LG | TD | KR | YDS | AVG | LG | TD | |
| MIN 9/7 | L | 1/0 | 3 | 34 | 11.3 | 28 | 0 | 3 | 5 | 1.7 | 5 | 0 | 5 | 0 | 24 | 19 | 0 | 0 | 0 | 0.0 | 0 | 0 | |
| @TB 9/14 | W | 1/0 | 0 | 0 | 0.0 | 0 | 0 | 2 | 21 | 10.5 | 18 | 0 | 1 | 0 | -1 | -1 | 0 | 0 | 0 | 0.0 | 0 | 0 | |
| DAL 9/21 | L | | | | | | | | | | | | | | | | | | | | | | |
| PHI 10/5 | L | 1/0 | 2 | 33 | 16.5 | 22 | 0 | 0 | 0 | 0.0 | 0 | 0 | 2 | 0 | 7 | 4 | 0 | 0 | 0 | 0.0 | 0 | 0 | |
| SF 10/13 | L | 1/1 | 4 | 35 | 8.8 | 9 | 0 | 3 | 16 | 5.3 | 8 | 0 | 2 | 3 | 12 | 12 | 0 | 0 | 0 | 0.0 | 0 | 0 | |
| SEA 10/19 | W | 1/0 | 2 | 9 | 4.5 | 5 | 0 | 5 | 16 | 3.2 | 8 | 0 | 1 | 2 | -1 | -1 | 0 | 1 | 8 | 8.0 | 8 | 0 | |
| @KC 10/26 | L | 1/0 | 2 | 12 | 6.0 | 9 | 0 | 2 | 7 | 3.5 | 4 | 0 | 2 | 1 | 42 | 38 | 0 | 1 | 11 | 11.0 | 11 | 0 | |
| @SF 11/2 | W | 1/1 | 2 | 11 | 5.5 | 7 | 0 | 2 | 7 | 3.5 | 4 | 0 | 3 | 0 | 26 | 11 | 0 | 0 | 0 | 0.0 | 0 | 0 | |
| @ARI 11/9 | L | 1/1 | 2 | 20 | 10.0 | 17 | 0 | 1 | 10 | 10.0 | 10 | 0 | 2 | 4 | 4 | 3 | 0 | 0 | 0 | 0.0 | 0 | 0 | |
| DEN 11/16 | W | 1/1 | 2 | 10 | 5.0 | 5 | 0 | 2 | 11 | 5.5 | 9 | 0 | 2 | 3 | 13 | 10 | 0 | 0 | 0 | 0.0 | 0 | 0 | |
| @SD 11/23 | L | 1/1 | 3 | 11 | 3.7 | 6 | 0 | 3 | 27 | 9.0 | 15 | 1 | 2 | 1 | 44 | 38 | 0 | 0 | 0 | 0.0 | 0 | 0 | |
| OK 11/30 | W | 1/0 | 2 | 11 | 5.5 | 6 | 0 | 2 | 24 | 12.0 | 18t | 1 | 4 | 2 | 19 | 10 | 0 | 0 | 0 | 0.0 | 0 | 0 | |
| @WAS 12/7 | W | 1/1 | 2 | 14 | 7.0 | 9 | 0 | 5 | 46 | 9.2 | 18 | 0 | 4 | 0 | 143 | 78t | 1 | 0 | 0 | 0.0 | 0 | 0 | |
| ARI 12/11 | L | 1/1 | 2 | 14 | 7.0 | 10 | 0 | 1 | 8 | 8.0 | 8 | 0 | 2 | 4 | -2 | 2 | 0 | 0 | 0 | 0.0 | 0 | 0 | |
| NYG 12/21 | L | 1/0 | 1 | 15 | 15.0 | 15 | 0 | 3 | 25 | 8.3 | 19 | 0 | 3 | 0 | 61 | 47 | 0 | 0 | 0 | 0.0 | 0 | 0 | |
| @SEA 12/28 | L | 1/1 | 2 | 13 | 6.5 | 7 | 0 | 2 | 1 | 0.5 | 2 | 0 | 0 | 3 | 0 | 0 | 0 | 0 | 0 | 0.0 | 0 | 0 | |
| TOTAL | | 6-10 | 15/8 | 31 | 242 | 7.8 | 28 | 0 | 36 | 224 | 6.2 | 19 | 2 | 35 | 23 | 391 | 78t | 1 | 2 | 19 | 9.5 | 11 | 0 |

2013 ST. LOUIS RAMS

| Game | W/L | G/S | Receiving | | | | | Rushing | | | | | Returns | | | | | | | | | | |
|--------------|-----|------------|-------------|-----------|------------|-------------|------------|----------|----------|------------|-------------|------------|----------|-----------|-----------|------------|------------|----------|-----------|------------|-------------|-----------|----------|
| | | | No | Yds | Avg | Lg | TD | Att | Yds | Avg | Lg | TD | PR | FC | YDS | LG | TD | KR | YDS | AVG | LG | TD | |
| ARI 9/8 | W | 1/0 | 6 | 41 | 6.8 | 14 | 0 | 1 | -1 | -1 | -1 | 0 | 1 | 1 | 1 | 1 | 0 | 0 | 0 | 0.0 | 0 | 0 | |
| @ATL 9/15 | L | 1/1 | 6 | 47 | 7.8 | 11 | 2 | 2 | 8 | 4.0 | 7 | 0 | 4 | 1 | 6 | 5 | 0 | 0 | 0 | 0.0 | 0 | 0 | |
| @DAL 9/22 | L | 1/1 | 6 | 30 | 5.0 | 9 | 0 | 1 | 3 | 3.0 | 3 | 0 | 2 | 0 | 16 | 10 | 0 | 0 | 0 | 0.0 | 0 | 0 | |
| SF 9/26 | L | 1/0 | 2 | 6 | 3.0 | 4 | 0 | 0 | 0 | 0.0 | 0 | 0 | 6 | 1 | 19 | 14 | 0 | 0 | 0 | 0.0 | 0 | 0 | |
| JAC 10/6 | W | 1/0 | 3 | 32 | 10.7 | 25 | 0 | 0 | 0 | 0.0 | 0 | 0 | 4 | 0 | 15 | 11 | 0 | 0 | 0 | 0.0 | 0 | 0 | |
| @HOU 10/13 | W | 1/0 | 1 | 3 | 3.0 | 3 | 0 | 0 | 0 | 0.0 | 0 | 0 | 0 | 0 | 0 | 0 | 0 | 0 | 0 | 0.0 | 0 | 0 | |
| @CAR 10/20 | L | 1/0 | 5 | 39 | 7.8 | 24 | 0 | 0 | 0 | 0.0 | 0 | 0 | 3 | 0 | 26 | 20 | 0 | 2 | 47 | 23.5 | 32 | 0 | |
| SEA 10/28 | L | 1/0 | 2 | 9 | 4.5 | 12 | 0 | 0 | 0 | 0.0 | 0 | 0 | 3 | 2 | 7 | 7 | 0 | 3 | 79 | 26.3 | 32 | 0 | |
| TEN 11/3 | L | 1/0 | 0 | 0 | 0.0 | 0 | 0 | 1 | 6 | 6.0 | 6 | 0 | 3 | 1 | 33 | 25 | 0 | 1 | 25 | 25.0 | 25 | 0 | |
| @IND 11/10 | W | 1/0 | 2 | 138 | 69.0 | 81t | 2 | 1 | 4 | 4.0 | 4 | 0 | 4 | 2 | 145 | 98t | 1 | 1 | 27 | 27.0 | 27 | 0 | |
| CHI 11/24 | W | 1/0 | 2 | 39 | 19.5 | 32 | 0 | 1 | 65 | 65.0 | 65t | 1 | 1 | 1 | 1 | 1.0 | 0 | 1 | 24 | 24.0 | 24 | 0 | |
| @SF 12/1 | L | 1/1 | 4 | 25 | 6.3 | 8 | 0 | 1 | 10 | 10.0 | 10 | 0 | 1 | 1 | 10 | 10 | 0 | 4 | 67 | 16.8 | 20 | 0 | |
| @ARI 12/8 | L | 1/0 | 1 | 9 | 9.0 | 9 | 0 | 1 | 56 | 56.0 | 56 | 0 | 1 | 1 | 1 | 1 | 0 | 4 | 95 | 23.8 | 32 | 0 | |
| NO 12/15 | W | | | | | | | | | | | | | | | | | | | | | | |
| TB 12/22 | W | | | | | | | | | | | | | | | | | | | | | | |
| @SEA 12/29 | L | | | | | | | | | | | | | | | | | | | | | | |
| TOTAL | | 7-9 | 13/3 | 40 | 418 | 10.5 | 81t | 4 | 9 | 151 | 16.8 | 65t | 1 | 33 | 11 | 280 | 98t | 1 | 18 | 398 | 21.1 | 32 | 0 |



26 | MARK BARRON

| | |
|-------------|---------------------|
| Position: | Linebacker |
| Ht./Wt.: | 6-2/225 |
| Birth Date: | 10/27/89 |
| College: | Alabama |
| Hometown: | Mobile, Ala. |
| Experience: | 6th year (4th Rams) |
| Acquired: | T(TB)-'14 |

Career GP/GS (Playoffs): 79/68(0/0)



TRANSACTIONS: Acquired by the St. Louis Rams via trade in exchange for undisclosed draft picks (10/29/14)...originally selected by the Tampa Bay Buccaneers in the first round of the 2012 draft (7th overall).

PRO: Fifth-year pro...joined the Rams in 2014 and has played in 42 games with 31 starts...posted 533 career tackles (419 solo), including seven sacks...recorded five career interceptions, 33 pass breakups, and forced five fumbles...finished second on the team in tackles (147) in 2016 after leading the Rams in 2015 (135)...started all 37 games he played in with the Bucs, totaled 225 tackles, 19 passes defended, three interceptions, one forced fumble, two fumble recoveries and two sacks during his career in Tampa Bay...started in his NFL debut against Carolina (9/9/12).

2017 SEASON: Week 1 vs. Indianapolis (9/10): Started at linebacker...made three tackles and had one hit on the quarterback.

2016 SEASON: Started all 16 games, finished second on the team with a career-high 147 tackles...**vs. Seattle (9/18):** Led the team with 13 tackles (10 solo)...**at Tampa Bay (9/25):** Tallied nine tackles (eight solo)...picked off a QB Jameis Winston pass and returned it seven yards...**at Arizona (10/2):** Recorded eight tackles (seven solo)...intercepted QB Drew Stanton to help seal the victory for his second interception in as many weeks, the first time in his career with picks in back-to-back games...**vs. New York Giants (10/23):** Tied for the team lead with 10 tackles (five solo)...notched two passes defended...**vs. Carolina (11/6):** Led the team with 11 tackles (11 solo)...sacked Panthers QB Cam Newton for a loss of eight yards...also added one special teams tackle...**at New Orleans (11/27):** Led the Rams with a season-high 18 tackles (16 solo)...added one quarterback hurry...recovered a QB Drew Brees fumble in the second quarter.

2015 SEASON: In his first full season with the Rams, he played in 16 games and started 12...finished the season as the team's leading tackler with 135 (107 solo)...also had 1.0 sack, five passes defended and four forced fumbles...marked the first season that he registered triple digit tackles in his NFL career...**at Seattle (12/27):** Started at safety...caused FB Will Tukuafu to fumble, which was scooped up by LB Akeem Ayers and returned 45 yards for a touchdown...registered three solo tackles...left the game due to concussion protocol in the second quarter and did not return...**vs. Detroit (12/13):** Started at safety...led the team in tackles with 14 (13 solo)...**vs. Arizona (12/6):** Started on defense...led the team in tackles with 10 (nine solo), ...added one pass defended and one forced fumble...**at Baltimore (11/22):** Saw action on defense and special teams...notched 11 tackles (nine solo)...**vs. Chicago (11/15):** Started on defense...led the team in tackles with 10 (eight solo)...**vs. San Francisco (11/1):** Started on defense...led the team in tackles for the second-consecutive week with 11 (10 solo)...also had one pass defended...made one special teams tackle...**vs. Cleveland (10/25):** Started at linebacker...notched a career-high 19 tackles (16 solo)...also had two forced fumbles...**at Green Bay (10/11):** Started at linebacker...tipped a pass from Packers QB Aaron Rodgers, which was intercepted by LB James Laurinatis to end Rodgers' streak of 586 consecutive passes at Lambeau without an interception...also notched six tackles (four solo) and three passes defended...**at Arizona (10/4):** Saw action on defense and special teams...registered five tackles (four solo)...forced a fumble on the opening kickoff, marked his second forced fumble of his career...**vs. Pittsburgh (9/27):** Saw action on defense and special teams...sacked Steelers QB Ben Roethlisberger for a 6-yard loss...marked his fourth sack as a Ram, and his sixth career.

2014 SEASON (ST. LOUIS): Acquired by the St. Louis Rams via trade from the Tampa Bay Buccaneers in exchange for undisclosed draft picks (10/29/14)...posted 23 tackles (16 solo), a single-season high 3.0 sacks, and one pass defended in nine games as a Ram...**at San Francisco (11/2):** Made his Rams debut...saw action on special teams...notched one special teams tackle...**at Arizona (11/9):** Saw action on defense and on special teams...tallied six tackles (four solo) and recorded his first sack as a Ram...**vs. Oakland (11/30):** Recorded his first start as a Ram at cornerback...recorded four tackles (two solo)...posted one pass defended...**at Washington (12/7):** Saw action on defense and on special teams...notched three tackles (two solo) and 1.0 sack...tallied one special teams tackle...**at Seattle (12/28):** Saw action on defense and on special teams...notched 1.0 sack...

2014 SEASON (TAMPA BAY): Started seven-of-seven games with the Bucs...made 48 tackles (34 solo)...**vs. Baltimore (10/12):** Posted seven tackles...**at New Orleans (10/5):** Recorded nine tackles and tied a career-high with two passes defended...**at Pittsburgh (9/28):** Notched seven tackles...**at Atlanta (9/18):** Tallied seven tackles and one fumble recovery...**vs. St. Louis (9/14):** Registered eight tackles and one pass defended...**vs. Carolina (9/7):** Recorded seven tackles.

2013 SEASON: One of three defensive backs and 22 NFL players with 85-plus tackles, 2-plus interceptions and 2-plus sacks...ranked third on the Bucs with 88 tackles, including three for loss, two sacks, two interceptions, six passes defended and one fumble recovery...his two sacks were the most by a Buccaneers safety since Dexter Jackson recorded 2.5 in 2001...**vs. New Orleans (9/15):** Recorded a career-high 13 tackles, including one for loss, first career half-sack and a pass defended...**at New England (9/22):** Led team with 11 tackles and added an interception and half-sack...**at Seattle (11/3):** Led team with 11 (10 solo) tackles and an interception

COLLEGE: One of four Alabama players to be selected in the first round of the 2012 Draft, tying a school record set in 2011... second safety in Alabama football history to be selected in the first round, joining George Teague (29th overall in 1993)...two-time team captain that started 39-of-53 games played (2008-11), including every game he played in his sophomore, junior and senior seasons...recorded 237 career tackles to go with 12 interceptions, 22 passes defended, 13 tackles for loss, 5.0 sacks, seven quarterback pressures, one forced fumble and one fumble recovery...his 12 interceptions rank tied for the eighth-most in school history...two-time first-team All-American...three-time All-SEC Selection...as a senior, started all 13 games at safety, ranking second on the team with 68 tackles to go with two interceptions, one sack, five tackles for loss and one fumble recovery...led defense that finished ranked first nationally in total defense (183.6 ypg), scoring defense (8.2 ppg), rushing defense (72.2 ypg), pass efficiency defense (83.7) and pass defense (111.5), just the second defense (1986 Oklahoma) to ever accomplish that feat... named Alabama Defensive Player of the Week seven times by coaches...unanimous first-team All-American (AFCA, Associated Press, FWAA, Walter Camp, Sporting News, ESPN.com, SI.com, Rivals.com and Pro Football Weekly)...finalist for both the Jim Thorpe Award (Top Defensive Back) and Chuck Bednarik Award (Top Defensive Player)...started all 12 games he played at safety as a junior, leading the team with 75 tackles, including 54 solo...semifinalist for the Thorpe Award and a quarterfinalist for the Lott Trophy (Defensive IMPACT Player of the Year)...First-team FWAA All-American...First-team All-SEC selection by league coaches and the Associated Press...six-time Alabama Defensive Player of the Week by coaching staff...as a sophomore, started all 14 games of the season at safety, ranking eighth nationally and first in the SEC with seven interceptions and second on the team with 76 tackles...seven interceptions tied for fourth-most in single season in team history...led the SEC – along with teammate Marquis Johnson – and ranked sixth nationally in passes defended with 18...first-team All-SEC selection and a third-team All-American by the Associated Press.

PERSONAL: Attended St. Paul's Episcopal High School (Mobile, Ala.)...SuperPrep and Scout.com regarded him as the eighth-best player in the state of Alabama, as he earned a five-star prospect ranking and was named first-team All-American by Scout.com during his senior campaign...during his senior season, he rushed for 1,094 yards on 122 carries with 15 touchdowns, and closed out his career when he was named the MVP of the 2007 Class 5A state championship game...had 785 yards rushing as a junior on 78 carries and added 368 receiving yards on 23 catches, scoring a total of 12 touchdowns...in addition to playing football, Barron also competed in track and field, where he won multiple Class 5A individual state titles in events ranging from shot put to long jump during the 2008 season...son of Mark Sellers and Michelle Barron...attended the Buccaneers' 2013 Draft Party, presented by Miller Lite, greeting fans and signing autographs...participated in the annual "Chalk Talk with the Buccaneers" chamber of commerce luncheon in September 2012, greeting fans and speaking on the excitement for the 2012 season...in June 2012, visited MacDill Air Force Base to tour a hurricane aircraft, witness a military dog training session, and thank civilian workers and active duty military for their service...along with the 2012 rookie class, visited St. Joseph's Children's Hospital to greet patients recovering from injury and illness...majored in consumer affairs.

MARK BARRON NFL STATISTICS

| REGULAR SEASON | | | | | | | | | | | | | | | |
|----------------|-----------|-------|---------|------|------|-----|------|---------------|-----|----|----|----|---------|----|-----|
| Year | Team | G/S | Tackles | | | | | Interceptions | | | | | Fumbles | | |
| | | | Total | Solo | Asst | Sk | Yds | Int | Yds | Lg | TD | PD | FF | FR | Yds |
| 2012 | Tampa Bay | 16/16 | 89 | 72 | 17 | 0.0 | 0.0 | 1 | 12 | 12 | 0 | 10 | 1 | 0 | 0 |
| 2013 | Tampa Bay | 14/14 | 88 | 70 | 18 | 2.0 | 9.5 | 2 | 0 | 0 | 0 | 6 | 0 | 1 | 0 |
| 2014 | Tampa Bay | 7/7 | 48 | 34 | 14 | 0.0 | 0.0 | 0 | 0 | 0 | 0 | 3 | 0 | 1 | 8 |
| 2014 | RAMS | 9/2 | 23 | 16 | 7 | 3.0 | 16.0 | 0 | 0 | 0 | 0 | 1 | 0 | 0 | 0 |
| 2015 | RAMS | 16/12 | 135 | 107 | 28 | 1.0 | 5.0 | 0 | 0 | 0 | 0 | 5 | 4 | 0 | 0 |
| 2016 | RAMS | 16/16 | 147 | 118 | 29 | 1.0 | 8.0 | 2 | 8 | 7 | 0 | 8 | 0 | 1 | 0 |
| 2017 | RAMS | 1/1 | 3 | 2 | 1 | 0.0 | 0.0 | 0 | 0 | 0 | 0 | 0 | 0 | 0 | 0 |
| Total | | 79/68 | 533 | 419 | 114 | 7.0 | 38.5 | 5 | 20 | 12 | 0 | 33 | 5 | 3 | 8 |

ADDITIONAL CAREER STATISTICS: Special Teams Tackles: RAMS 2016 (3), 2015 (2), 2014 (5), Bucs 2014 (1). Forced one fumble on special teams on kickoff (at Arizona, 10/4/15).

SINGLE GAME HIGHS
Tackles: 19, vs. Cleveland (10/25/15)
Passes Defended: 3, at Green Bay (10/11/15)
Interceptions: 1, five times, last at Arizona (10/2/16)
Sacks: 1.0, many times, last vs. Carolina (11/6/16)

MARK BARRON GAME-BY-GAME STATISTICS

2017 LOS ANGELES RAMS

| Game | W/L | P/S | T | S | A | Sk | Yds | Int | Yds | Lg | TD | PD | FF | FR | Yds |
|------------|-----|-----|---|---|---|-----|-----|-----|-----|----|----|----|----|----|-----|
| IND 9/10 | W | 1/1 | 3 | 2 | 1 | 0.0 | 0.0 | 0 | 0 | 0 | 0 | 0 | 0 | 0 | 0 |
| WAS 9/17 | 0/0 | 0 | 0 | 0 | 0 | 0.0 | 0.0 | 0 | 0 | 0 | 0 | 0 | 0 | 0 | 0 |
| @SF 9/21 | 0/0 | 0 | 0 | 0 | 0 | 0.0 | 0.0 | 0 | 0 | 0 | 0 | 0 | 0 | 0 | 0 |
| @DAL 10/1 | 0/0 | 0 | 0 | 0 | 0 | 0.0 | 0.0 | 0 | 0 | 0 | 0 | 0 | 0 | 0 | 0 |
| SEA 10/8 | 0/0 | 0 | 0 | 0 | 0 | 0.0 | 0.0 | 0 | 0 | 0 | 0 | 0 | 0 | 0 | 0 |
| @JAC 10/15 | 0/0 | 0 | 0 | 0 | 0 | 0.0 | 0.0 | 0 | 0 | 0 | 0 | 0 | 0 | 0 | 0 |
| ARI 10/22 | 0/0 | 0 | 0 | 0 | 0 | 0.0 | 0.0 | 0 | 0 | 0 | 0 | 0 | 0 | 0 | 0 |
| @NYG 11/5 | 0/0 | 0 | 0 | 0 | 0 | 0.0 | 0.0 | 0 | 0 | 0 | 0 | 0 | 0 | 0 | 0 |
| HOU 11/12 | 0/0 | 0 | 0 | 0 | 0 | 0.0 | 0.0 | 0 | 0 | 0 | 0 | 0 | 0 | 0 | 0 |
| @MIN 11/19 | 0/0 | 0 | 0 | 0 | 0 | 0.0 | 0.0 | 0 | 0 | 0 | 0 | 0 | 0 | 0 | 0 |
| NO 11/26 | 0/0 | 0 | 0 | 0 | 0 | 0.0 | 0.0 | 0 | 0 | 0 | 0 | 0 | 0 | 0 | 0 |
| @ARI 12/2 | 0/0 | 0 | 0 | 0 | 0 | 0.0 | 0.0 | 0 | 0 | 0 | 0 | 0 | 0 | 0 | 0 |
| PHI 12/10 | 0/0 | 0 | 0 | 0 | 0 | 0.0 | 0.0 | 0 | 0 | 0 | 0 | 0 | 0 | 0 | 0 |
| @SEA 12/17 | 0/0 | 0 | 0 | 0 | 0 | 0.0 | 0.0 | 0 | 0 | 0 | 0 | 0 | 0 | 0 | 0 |
| @TEN 12/24 | 0/0 | 0 | 0 | 0 | 0 | 0.0 | 0.0 | 0 | 0 | 0 | 0 | 0 | 0 | 0 | 0 |
| SF 12/31 | 0/0 | 0 | 0 | 0 | 0 | 0.0 | 0.0 | 0 | 0 | 0 | 0 | 0 | 0 | 0 | 0 |
| TOTALS | 1/0 | 1/1 | 3 | 2 | 1 | 0.0 | 0.0 | 0 | 0 | 0 | 0 | 0 | 0 | 0 | 0 |

2016 LOS ANGELES RAMS

| Game | W/L | P/S | T | S | A | Sk | Yds | Int | Yds | Lg | TD | PD | FF | FR | Yds |
|------------|------|-------|-----|-----|----|-----|-----|-----|-----|----|----|----|----|----|-----|
| @SF 9/12* | L | 1/1 | 2 | 2 | 0 | 0.0 | 0 | 0 | 0 | 0 | 0 | 0 | 2 | 0 | 0 |
| SEA 9/18 | W | 1/1 | 13 | 10 | 3 | 0.0 | 0 | 0 | 0 | 0 | 0 | 0 | 0 | 0 | 0 |
| @TB 9/25 | W | 1/1 | 9 | 8 | 1 | 0.0 | 0 | 1 | 7 | 7 | 0 | 2 | 0 | 0 | 0 |
| @ARI 10/2 | W | 1/1 | 8 | 7 | 1 | 0.0 | 0 | 1 | 1 | 1 | 0 | 0 | 0 | 0 | 0 |
| BUF 10/9 | L | 1/1 | 10 | 9 | 1 | 0.0 | 0 | 0 | 0 | 0 | 0 | 0 | 0 | 0 | 0 |
| @DET 10/16 | L | 1/1 | 10 | 5 | 5 | 0.0 | 0 | 0 | 0 | 0 | 0 | 0 | 0 | 0 | 0 |
| NYG 10/23 | L | 1/1 | 10 | 5 | 5 | 0.0 | 0 | 0 | 0 | 0 | 0 | 2 | 0 | 0 | 0 |
| CAR 11/6 | L | 1/1 | 11 | 11 | 0 | 1.0 | 8 | 0 | 0 | 0 | 0 | 0 | 0 | 0 | 0 |
| @NYJ 11/13 | W | 1/1 | 7 | 5 | 2 | 0.0 | 0 | 0 | 0 | 0 | 0 | 0 | 0 | 0 | 0 |
| MIA 11/20 | L | 1/1 | 12 | 11 | 1 | 0.0 | 0 | 0 | 0 | 0 | 0 | 1 | 0 | 0 | 0 |
| @NO 11/27 | L | 1/1 | 18 | 16 | 2 | 0.0 | 0 | 0 | 0 | 0 | 0 | 0 | 0 | 1 | 0 |
| @NE 12/4 | L | 1/1 | 7 | 5 | 2 | 0.0 | 0 | 0 | 0 | 0 | 0 | 0 | 0 | 0 | 0 |
| ATL 12/11 | L | 1/1 | 7 | 6 | 1 | 0.0 | 0 | 0 | 0 | 0 | 0 | 0 | 0 | 0 | 0 |
| @SEA 12/15 | L | 1/1 | 10 | 9 | 1 | 0.0 | 0 | 0 | 0 | 0 | 0 | 0 | 0 | 0 | 0 |
| SF 12/24 | L | 1/1 | 5 | 4 | 1 | 0.0 | 0 | 0 | 0 | 0 | 0 | 0 | 0 | 0 | 0 |
| ARI 1/1/17 | L | 1/1 | 8 | 5 | 3 | 0.0 | 0 | 0 | 0 | 0 | 0 | 1 | 0 | 0 | 0 |
| TOTAL | 4-12 | 16/16 | 147 | 118 | 29 | 1.0 | 8 | 2 | 8 | 7 | 0 | 8 | 0 | 1 | 0 |

2015 ST. LOUIS RAMS

| Game | W/L | P/S | T | S | A | Sk | Yds | Int | Yds | Lg | TD | PD | FF | FR | Yds |
|------------|-----|-------|-----|-----|----|-----|-----|-----|-----|----|----|----|----|----|-----|
| SEA 9/13 | W | 1/0 | 5 | 3 | 2 | 0.0 | 0 | 0 | 0 | 0 | 0 | 0 | 0 | 0 | 0 |
| @WASH 9/20 | L | 1/0 | 6 | 5 | 1 | 0.0 | 0 | 0 | 0 | 0 | 0 | 0 | 0 | 0 | 0 |
| PIT 9/27 | L | 1/0 | 3 | 3 | 0 | 1.0 | 5.0 | 0 | 0 | 0 | 0 | 0 | 0 | 0 | 0 |
| @ARI 10/4 | W | 1/0 | 5 | 4 | 1 | 0.0 | 0 | 0 | 0 | 0 | 0 | 0 | 0 | 0 | 0 |
| @GB 10/11 | L | 1/1 | 6 | 4 | 2 | 0.0 | 0 | 0 | 0 | 0 | 3 | 0 | 0 | 0 | 0 |
| CLEV 10/25 | W | 1/1 | 19 | 16 | 3 | 0.0 | 0 | 0 | 0 | 0 | 0 | 2 | 0 | 0 | 0 |
| SF 11/1 | W | 1/1 | 11 | 10 | 1 | 0.0 | 0 | 0 | 0 | 0 | 1 | 0 | 0 | 0 | 0 |
| @MINN 11/8 | L | 1/1 | 8 | 7 | 1 | 0.0 | 0 | 0 | 0 | 0 | 0 | 0 | 0 | 0 | 0 |
| CHI 11/15 | L | 1/1 | 10 | 8 | 2 | 0.0 | 0 | 0 | 0 | 0 | 0 | 0 | 0 | 0 | 0 |
| @BAL 11/22 | L | 1/1 | 11 | 9 | 2 | 0.0 | 0 | 0 | 0 | 0 | 0 | 0 | 0 | 0 | 0 |
| @CIN 11/29 | L | 1/1 | 11 | 4 | 7 | 0.0 | 0 | 0 | 0 | 0 | 0 | 0 | 0 | 0 | 0 |
| ARI 12/6 | L | 1/1 | 10 | 9 | 1 | 0.0 | 0 | 0 | 0 | 0 | 1 | 1 | 0 | 0 | 0 |
| DET 12/13 | W | 1/1 | 14 | 13 | 1 | 0.0 | 0 | 0 | 0 | 0 | 0 | 0 | 0 | 0 | 0 |
| TB 12/17 | W | 1/1 | 8 | 6 | 2 | 0.0 | 0 | 0 | 0 | 0 | 0 | 0 | 0 | 0 | 0 |
| @SEA 12/27 | W | 1/1 | 3 | 3 | 0 | 0.0 | 0 | 0 | 0 | 0 | 0 | 1 | 0 | 0 | 0 |
| @SF 1/3/16 | L | 1/1 | 5 | 3 | 2 | 0.0 | 0 | 0 | 0 | 0 | 0 | 0 | 0 | 0 | 0 |
| TOTAL | 7-9 | 16/12 | 135 | 107 | 28 | 1.0 | 5.0 | 0 | 0 | 0 | 0 | 5 | 4 | 0 | 0 |

2014 ST. LOUIS RAMS

| Game | W/L | P/S | T | S | A | Sk | Yds | Int | Yds | Lg | TD | PD | FF | FR | Yds |
|------------|-----|-----|----|----|---|-----|-----|-----|-----|----|----|----|----|----|-----|
| MIN 9/7 | | | | | | | | | | | | | | | |
| @TB 9/14 | | | | | | | | | | | | | | | |
| DAL 9/21 | | | | | | | | | | | | | | | |
| PHI 10/5 | | | | | | | | | | | | | | | |
| SF 10/13 | | | | | | | | | | | | | | | |
| SEA 10/19 | | | | | | | | | | | | | | | |
| @KC 10/26 | | | | | | | | | | | | | | | |
| @SF 11/2 | W | 1/0 | 0 | 0 | 0 | 0.0 | 0 | 0 | 0 | 0 | 0 | 0 | 0 | 0 | 0 |
| @ARI 11/9 | L | 1/0 | 6 | 4 | 2 | 1.0 | 7 | 0 | 0 | 0 | 0 | 0 | 0 | 0 | 0 |
| DEN 11/16 | W | 1/0 | 1 | 1 | 0 | 0.0 | 0 | 0 | 0 | 0 | 0 | 0 | 0 | 0 | 0 |
| @SD 11/23 | L | 1/0 | 2 | 1 | 1 | 0.0 | 0 | 0 | 0 | 0 | 0 | 0 | 0 | 0 | 0 |
| OAK 11/30 | W | 1/1 | 4 | 2 | 2 | 0.0 | 0 | 0 | 0 | 0 | 0 | 1 | 0 | 0 | 0 |
| @WAS 12/7 | W | 1/0 | 3 | 2 | 1 | 1.0 | 7 | 0 | 0 | 0 | 0 | 0 | 0 | 0 | 0 |
| ARI 12/11 | L | 1/0 | 2 | 1 | 1 | 0.0 | 0 | 0 | 0 | 0 | 0 | 0 | 0 | 0 | 0 |
| NYG 12/21 | L | 1/1 | 5 | 5 | 0 | 0.0 | 0 | 0 | 0 | 0 | 0 | 0 | 0 | 0 | 0 |
| @SEA 12/28 | L | 1/0 | 0 | 0 | 0 | 0.0 | 2 | 0 | 0 | 0 | 0 | 0 | 0 | 0 | 0 |
| TOTAL | 4-5 | 9/2 | 23 | 16 | 7 | 3.0 | 16 | 0 | 0 | 0 | 0 | 1 | 0 | 0 | 0 |

2013 TAMPA BAY BUCCANEERS

| Game | W/L | P/S | T | S | A | Sk | Yds | Int | Yds | Lg | TD | PD | FF | FR | Yds |
|------------|------|-------|----|----|----|----------|-----|-----|-----|----|----|----|----|----|-----|
| @NYJ 9/8 | L | 1/1 | 4 | 3 | 1 | 0.0 | 0 | 0 | 0 | 0 | 0 | 0 | 0 | 0 | 0 |
| NO 9/15 | L | 1/1 | 13 | 10 | 3 | 0.5 | 4 | 0 | 0 | 0 | 0 | 1 | 0 | 0 | 0 |
| @NE 9/22 | L | 1/1 | 11 | 8 | 3 | 0.5 | 4.5 | 1 | 0 | 0 | 0 | 1 | 0 | 0 | 0 |
| ARI 9/26 | L | 1/1 | 2 | 1 | 1 | 0.0 | 0 | 0 | 0 | 0 | 0 | 0 | 0 | 0 | 0 |
| PHI 10/13 | L | 1/1 | 5 | 4 | 1 | 0.0 | 0 | 0 | 0 | 0 | 0 | 0 | 0 | 0 | 0 |
| @ATL 10/20 | L | 1/1 | 2 | 1 | 1 | 0.0 | 0 | 0 | 0 | 0 | 0 | 0 | 0 | 0 | 0 |
| CAR 10/24 | L | 1/1 | 7 | 6 | 1 | 0.0 | 0 | 0 | 0 | 0 | 0 | 0 | 0 | 0 | 0 |
| @SEA 11/3 | L | 1/1 | 11 | 10 | 1 | 0.0 | 0 | 1 | 0 | 0 | 0 | 2 | 0 | 0 | 0 |
| MIA 11/11 | W | 1/1 | 5 | 5 | 0 | 0.0 | 0 | 0 | 0 | 0 | 0 | 0 | 0 | 0 | 0 |
| ATL 11/17 | W | 1/1 | 5 | 5 | 0 | 0.0 | 0 | 0 | 0 | 0 | 0 | 1 | 0 | 1 | 0 |
| @DET 11/24 | W | 1/1 | 7 | 6 | 1 | 0.0 | 0 | 0 | 0 | 0 | 0 | 0 | 0 | 0 | 0 |
| @CAR 12/1 | L | 1/1 | 10 | 5 | 5 | 0.0 | 0 | 0 | 0 | 0 | 0 | 0 | 0 | 0 | 0 |
| BUF 12/8 | W | 1/1 | 4 | 4 | 0 | 1.0 | 1 | 0 | 0 | 0 | 0 | 0 | 0 | 0 | 0 |
| SF 12/15 | L | 1/1 | 2 | 2 | 0 | 0.0 | 0 | 0 | 0 | 0 | 0 | 1 | 0 | 0 | 0 |
| @STL 12/22 | | | | | | Inactive | | | | | | | | | |
| @NO 12/29 | | | | | | Inactive | | | | | | | | | |
| TOTAL | 4-12 | 14/14 | 88 | 70 | 18 | 2.0 | 9.5 | 2 | 0 | 0 | 0 | 6 | 0 | 1 | 0 |

2012 TAMPA BAY BUCCANEERS

| Game | W/L | P/S | T | S | A | Sk | Yds | Int | Yds | Lg | TD | PD | FF | FR | Yds |
|-----------|-----|-----|----|----|----|-----|-----|-----|-----|----|----|----|----|----|-----|
| CAR 9/7 | L | 1/1 | 7 | 5 | 2 | 0.0 | 0 | 0 | 0 | 0 | 0 | 0 | 0 | 0 | 0 |
| STL 9/14 | L | 1/1 | 8 | 6 | 2 | 0.0 | 0 | 0 | 0 | 0 | 0 | 1 | 0 | 0 | 0 |
| @ATL 9/18 | L | 1/1 | 7 | 6 | 1 | 0.0 | 0 | 0 | 0 | 0 | 0 | 0 | 0 | 1 | 8 |
| @PIT 9/28 | W | 1/1 | 7 | 5 | 2 | 0.0 | 0 | 0 | 0 | 0 | 0 | 0 | 0 | 0 | 0 |
| @NO 10/5 | L | 1/1 | 9 | 6 | 3 | 0.0 | 0 | 0 | 0 | 0 | 0 | 2 | 0 | 0 | 0 |
| BAL 10/12 | L | 1/1 | 7 | 4 | 3 | 0.0 | 0 | 0 | 0 | 0 | 0 | 0 | 0 | 0 | 0 |
| MIN 10/26 | L | 1/1 | 3 | 2 | 1 | 0.0 | 0 | 0 | 0 | 0 | 0 | 0 | 0 | 0 | 0 |
| TOTAL | 1-6 | 7/7 | 48 | 34 | 14 | 0.0 | 0 | 0 | 0 | 0 | 0 | 3 | 0 | 1 | 8 |

2012 TAMPA BAY BUCCANEERS

| Game | W/L | P/S | T | S | A | Sk | Yds | Int | Yds | Lg | TD | PD | FF | FR | Yds |
|------------|-----|-----|----|---|---|-----|-----|-----|-----|----|----|----|----|----|-----|
| CAR 9/9 | W | 1/1 | 3 | 3 | 0 | 0.0 | 0 | 0 | 0 | 0 | 0 | 2 | 0 | 0 | 0 |
| @NYG 9/14 | L | 1/1 | 10 | 6 | 4 | 0.0 | 0 | 0 | 0 | 0 | 0 | 2 | 0 | 0 | 0 |
| @DAL 9/23 | L | 1/1 | 6 | 6 | 0 | 0.0 | 0 | 0 | 0 | 0 | 0 | 1 | 0 | 0 | 0 |
| WAS 10/30 | L | 1/1 | 8 | 7 | 1 | 0.0 | 0 | 0 | 0 | 0 | 0 | 0 | 1 | 0 | 0 |
| KC 10/14 | W | 1/1 | 8 | 6 | 2 | 0.0 | 0 | 1 | 12 | 12 | 0 | 1 | 0 | 0 | 0 |
| NO 10/21 | L | 1/1 | 7 | 6 | 1 | 0.0 | 0 | 0 | 0 | 0 | 0 | 1 | 0 | 0 | 0 |
| @MIN 10/25 | W | 1/1 | 2 | 1 | 1 | 0.0 | 0 | 0 | | | | | | | |



98 | CONNOR BARWIN

| | |
|-------------|---------------------|
| Position: | Outside Linebacker |
| Ht./Wt.: | 6-4/255 |
| Birth Date: | 10/15/86 |
| College: | Cincinnati |
| Hometown: | Southfield, Mich. |
| Experience: | 9th year (1st Rams) |
| Acquired: | FA-2017 |

Career GP/GS (Playoffs): 114/97 (5/5)



TRANSACTIONS: Signed with the Los Angeles Rams as a free agent (3/16/17)...released from Philadelphia (3/9/17)...signed as an unrestricted free agent with Philadelphia (3/14/13)...signed with the Eagles as an unrestricted free agent (3/14/13), declared a free agent in Houston (3/12/13)...signed with the Texans (7/31/09)...selected in the second round of the 2009 NFL Draft by the Houston Texans (46th overall) on 4/25/09.

PRO: Nine-year vet has started in 97-of-114 games, including five postseason match-ups...collected 416 tackles (261 solo), 50.5 sacks, and one interception...tallied 42 career passes defended, including six forced fumbles, while recovering three... spent his first four seasons as a member of the Houston Texans, after spending his last four years in Philadelphia...collected 20 postseason tackles (13 solo) and two passes defended...selected to the 2015 NFL Pro Bowl as an outside linebacker as a member of the Eagles defense.

2017 SEASON: Week 1 vs. Indianapolis (9/10): Started at outside linebacker...registered one assisted tackle.

2016 SEASON: Saw action in every game as a member of the Eagles defense...registered 34 tackles (20 solo), including 5.0 sacks, six tackles for loss, and forced one fumble...**vs. Cleveland (9/11):** Sacked Browns QB Robert Griffin III in the season opener...**vs. Minnesota (10/23):** Sacked QB Sam Bradford forcing him to fumble, which was recovered by the Eagles...**at Dallas (10/30):** Dropped QB Dak Prescott for a 10-yard loss.

2015 SEASON: Started all 16 regular season games at defensive end...**vs. Dallas (9/20):** Notched six tackles (four solo), including 1.0 sack on QB Tony Romo...**at New York Jets (9/27):** Recorded six tackles (four solo)...sacked QB Ryan Fitzpatrick once...**at New England (12/6):** Posted 2.0 sacks on QB Tom Brady, including four quarterback pressures...**at New York Giants (1/3/16):** Sacked and forced a fumble on QB Eli Manning that was returned 83 yards for a touchdown.

2014 SEASON: Started 16 games of the regular season...selected to his first Pro Bowl as a linebacker...also earned second-team All-Pro honors...led the NFC and ranked fourth in the NFL with a career-high 14.5 sacks, the most ever by an Eagle linebacker...earned NFC Defensive Player of the Month honors in November with 6.5 sacks and 24 tackles...**at San Francisco (9/28):** Racked up seven tackles (five solo), including two split sacks on QB Colin Kaepernick...**vs. St. Louis Rams (10/5):** Posted two sacks on QB Austin Davis...**vs. New York Giants (10/12):** Notched 3.0 sacks of QB Eli Manning and forced one fumble...**at Houston (11/2):** Recorded a sack on Texans QB Ryan Fitzpatrick, along with two pass break-ups...**vs. Carolina (11/10):** Tallied 3.5 sacks on QB Cam Newton, the second best single-game total ever by an Eagles linebacker...**vs. Tennessee (11/23):** Posted his fourth two-plus sack game of the year, with 2.0 sacks on QB Zach Mettenberger...**vs. Seattle (12/7):** Equaled his career-high in tackles with 12 total, including a sack on QB Russell Wilson.

2013 SEASON: Started 15-of-16 regular season games, including two postseason match-ups...finished the year ranked second on the team in sacks (5.0), tackles-for-loss (nine), and third in pass deflections (10)...according to Pro Football Focus, led all NFL 3-4 outside linebackers with seven batted passes...recorded a career-best 82 tackles...**vs. San Diego (9/15):** Recorded seven tackles (six solo), including a sack on QB Philip Rivers...**vs. Kansas City (9/19):** Notched a sack in back-to-back games, after bringing down QB Alex Smith once...**at Tampa Bay (10/13):** Recorded one sack on QB Mike Glennon...**at Oakland (11/3):** Snagged his first career interception as he picked off QB Terrelle Pryor in the fourth quarter...**vs. Washington (11/17):** Garnered a career-high 12 tackles...made a game-changing play as he sacked and forced a fumble on QB Robert Griffin III as Washington was deep in Eagles territory...**vs. Detroit (12/8):** Recovered a fumble of RB Joique Bell on the Eagles 20-yard line, thwarting a Lions drive.

2012 SEASON: Finished his Houston career fourth in Texans history with 19.0 sacks, including 11.5 in 2011...**at Denver (9/23):** Tallied four tackles (two solo), and recovered a fumble to seal a victory...**vs. Baltimore (10/21):** Registered his first sack of the season and his first safety when he brought down QB Joe Flacco in the end zone in the first quarter...**vs. Buffalo (12/8):** Recorded six tackles (three solo), including a sack on QB Ryan Fitzpatrick...**vs. Indianapolis (12/16):** Notched five tackles (three solo) and one pass defended, while sacking QB Andrew Luck one time.

2011 SEASON: Started all 16 games for the first time in his career...tied for third in the AFC with a team-best 11.5 sacks...became the second Texan to record double-digit sacks in a season...received AFC Player of the Month honors in November after recording 6.5 sacks over three games in the month...named to the 2011 *USA Today* All-Joe team, after posting a career-high 11.5 sacks during his first year as an outside linebacker...**vs. Pittsburgh (10/2):** Sacked QB Ben Roethlisberger for a five-yard loss and knocked down a fourth-down pass, in addition to his four tackles (three solo)...**at Tampa Bay (11/13):** Notched

three tackles, including 1.5 sacks of QB Josh Freeman...**at Jacksonville (11/27)**: Registered a franchise-best four sacks of quarterbacks Blaine Gabbert and Luke McCown...**at Cincinnati (12/11)**: Recorded a sack-fumble on QB Andy Dalton, that led to a touchdown and started a second-half comeback to clinch the AFC South title...**vs. Carolina (12/18)**: Had three tackles (two solo), including one sack on QB Cam Newton.

2010 SEASON: Dislocated his ankle in the season opener (9/12/10), and was placed on injured reserve (9/15/10).

2009 SEASON: Appeared in all 16 games as a rookie and finished the season with 18 tackles (13 solo), 4.5 sacks, four passes defenses, and a fumble recovery...led all rookie defensive ends with 4.5 sacks...**vs. New York Jets (9/13)**: Made his NFL debut and recorded his first tackle...**at Cincinnati (10/8)**: Sacked QB Carson Palmer for a nine-yard loss for his first career sack...**at Jacksonville (12/6)**: Registered a half-sack on QB David Garrard...**at St. Louis Rams (12/20)**: Notched a crucial sack of QB Keith Null for an 11-yard loss to end the Rams' fourth-quarter drive...**at New England (1/3/10)**: Recorded three solo tackles, including a sack on QB Brian Hoyer.

COLLEGE: In 51 games, started 16 contests at Cincinnati (14 at defensive end, one at tight end and one at halfback)...shifted to the defensive line as a senior and produced 66 tackles with 12.0 sacks, 18 tackles for loss and a league-high 20 quarterback pressures...earned first-team All-American and All-Big East Conference honors as a senior after collecting 12.0 sacks, which ranked third in the school's single-season annals...blocked five career kicks, recovered three fumbles and deflected eight passes during his career...finished his career with 53 receptions for 692 yards and six touchdowns and had three career punt returns for 38 yards...walked on to the Bearcat basketball team and saw action in 39 games over two seasons with the team.

PERSONAL: First-team all-state selection as a high school senior, and also earned all-league, all-Catholic, and all-district honors...received team's offensive and defensive MVP honors as a senior...was inducted into the University of Detroit Jesuit High School's inaugural Hall of Fame class in 2014...son of Tom Barwin and Margaret Bailey...has three older brothers: Sean, Joe, and Patrick.

CONNOR BARWIN NFL STATISTICS

REGULAR SEASON

| Year | Team | G/S | Tackles | | Interceptions | | | | Fumbles | | | PD | FF | FR | Yds |
|--------------|--------------|---------------|------------|------------|---------------|-------------|--------------|----------|-----------|-----------|----------|-----------|----------|----------|----------|
| | | | Total | Solo | Asst | Sk | Yds | Int | Yds | Lg | TD | | | | |
| 2009 | Houston | 16/0 | 18 | 13 | 5 | 4.5 | 43.0 | 0 | 0 | 0 | 0 | 4 | 0 | 1 | 0 |
| 2010 | Houston | 1/0 | 0 | 0 | 0 | 0.0 | 0.0 | 0 | 0 | 0 | 0 | 0 | 0 | 0 | 0 |
| 2011 | Houston | 16/16 | 47 | 34 | 13 | 11.5 | 78.5 | 0 | 0 | 0 | 0 | 7 | 1 | 0 | 0 |
| 2012 | Houston | 16/16 | 65 | 39 | 26 | 3.0 | 15.0 | 0 | 0 | 0 | 0 | 5 | 0 | 1 | 0 |
| 2013 | Philadelphia | 16/16 | 82 | 51 | 31 | 5.0 | 30.0 | 1 | -2 | -2 | 0 | 10 | 1 | 1 | 0 |
| 2014 | Philadelphia | 16/16 | 83 | 52 | 31 | 14.5 | 104.0 | 0 | 0 | 0 | 0 | 6 | 2 | 0 | 0 |
| 2015 | Philadelphia | 16/16 | 79 | 47 | 32 | 7.0 | 39.0 | 0 | 0 | 0 | 0 | 8 | 1 | 0 | 0 |
| 2016 | Philadelphia | 16/16 | 41 | 25 | 16 | 5.0 | 52.0 | 0 | 0 | 0 | 1 | 2 | 1 | 0 | 0 |
| 2017 | RAMS | 1/1 | 1 | 0 | 1 | 0.0 | 0.0 | 0 | 0 | 0 | 0 | 0 | 0 | 0 | 0 |
| Total | | 114/97 | 416 | 261 | 155 | 50.5 | 361.5 | 1 | -2 | -2 | 0 | 42 | 6 | 3 | 0 |

POSTSEASON SEASON

| Year | Team | G/S | Tackles | | Interceptions | | | | Fumbles | | | PD | FF | FR | Yds |
|--------------|--------------|------------|-----------|-----------|---------------|------------|----------|----------|----------|----------|----------|----------|----------|----------|----------|
| | | | Total | Solo | Asst | Sk | Yds | Int | Yds | Lg | TD | | | | |
| 2011 | Houston | 2/2 | 5 | 5 | 0 | 0.0 | 0 | 0 | 0 | 0 | 0 | 0 | 0 | 0 | 0 |
| 2012 | Houston | 2/2 | 9 | 5 | 4 | 0.0 | 0 | 0 | 0 | 0 | 0 | 1 | 0 | 0 | 0 |
| 2013 | Philadelphia | 1/1 | 6 | 3 | 3 | 0.0 | 0 | 0 | 0 | 0 | 0 | 1 | 0 | 0 | 0 |
| Total | | 5/5 | 20 | 13 | 7 | 0.0 | 0 | 0 | 0 | 0 | 0 | 2 | 0 | 0 | 0 |

SINGLE GAME HIGHS

Total Tackles – 12, twice, last vs. Seattle (12/7/14)
 Solo Tackles – 7, at Jacksonville (11/27/11)
 Sacks - 4.0, at Jacksonville (11/27/11)
 Forced Fumbles - 1, six times, last vs. Minnesota (10/23/16)
 Fumble Recoverys - 1, four times, last vs. Detroit (12/8/13)

CONNOR BARWIN GAME-BY-GAME STATISTICS

2017 LOS ANGELES RAMS

| Game | W/L | P/S | T | S | A | Sk | Yds | Int | Yds | Lg | TD | PD | FF | FR | Yds |
|---------------|------------|------------|----------|----------|----------|------------|------------|----------|----------|----------|----------|----------|----------|----------|----------|
| IND 9/10 | W | 1/1 | 1 | 0 | 1 | 0.0 | 0.0 | 0 | 0 | 0 | 0 | 0 | 0 | 0 | 0 |
| WAS 9/17 | | 0/0 | 0 | 0 | 0 | 0.0 | 0.0 | 0 | 0 | 0 | 0 | 0 | 0 | 0 | 0 |
| @SF 9/21 | | 0/0 | 0 | 0 | 0 | 0.0 | 0.0 | 0 | 0 | 0 | 0 | 0 | 0 | 0 | 0 |
| @DAL 10/1 | | 0/0 | 0 | 0 | 0 | 0.0 | 0.0 | 0 | 0 | 0 | 0 | 0 | 0 | 0 | 0 |
| SEA 10/8 | | 0/0 | 0 | 0 | 0 | 0.0 | 0.0 | 0 | 0 | 0 | 0 | 0 | 0 | 0 | 0 |
| @JAC 10/15 | | 0/0 | 0 | 0 | 0 | 0.0 | 0.0 | 0 | 0 | 0 | 0 | 0 | 0 | 0 | 0 |
| ARI 10/22 | | 0/0 | 0 | 0 | 0 | 0.0 | 0.0 | 0 | 0 | 0 | 0 | 0 | 0 | 0 | 0 |
| @NYG 11/5 | | 0/0 | 0 | 0 | 0 | 0.0 | 0.0 | 0 | 0 | 0 | 0 | 0 | 0 | 0 | 0 |
| HOU 11/12 | | 0/0 | 0 | 0 | 0 | 0.0 | 0.0 | 0 | 0 | 0 | 0 | 0 | 0 | 0 | 0 |
| @MIN 11/19 | | 0/0 | 0 | 0 | 0 | 0.0 | 0.0 | 0 | 0 | 0 | 0 | 0 | 0 | 0 | 0 |
| NO 11/26 | | 0/0 | 0 | 0 | 0 | 0.0 | 0.0 | 0 | 0 | 0 | 0 | 0 | 0 | 0 | 0 |
| @ARI 12/2 | | 0/0 | 0 | 0 | 0 | 0.0 | 0.0 | 0 | 0 | 0 | 0 | 0 | 0 | 0 | 0 |
| PHI 12/10 | | 0/0 | 0 | 0 | 0 | 0.0 | 0.0 | 0 | 0 | 0 | 0 | 0 | 0 | 0 | 0 |
| @SEA 12/17 | | 0/0 | 0 | 0 | 0 | 0.0 | 0.0 | 0 | 0 | 0 | 0 | 0 | 0 | 0 | 0 |
| @TEN 12/24 | | 0/0 | 0 | 0 | 0 | 0.0 | 0.0 | 0 | 0 | 0 | 0 | 0 | 0 | 0 | 0 |
| SF 12/31 | | 0/0 | 0 | 0 | 0 | 0.0 | 0.0 | 0 | 0 | 0 | 0 | 0 | 0 | 0 | 0 |
| TOTALS | 1/0 | 1/1 | 1 | 0 | 1 | 0.0 | 0.0 | 0 | 0 | 0 | 0 | 0 | 0 | 0 | 0 |

2016 PHILADELPHIA EAGLES

| Game | W/L | P/S | T | S | A | Sk | Yds | Int | Yds | Lg | TD | PD | FF | FR | Yds |
|---------------|------------|--------------|-----------|-----------|-----------|------------|-------------|----------|----------|----------|----------|----------|----------|----------|----------|
| CLE 9/11 | W | 1/1 | 2 | 2 | 0 | 1.0 | 10 | 0 | 0 | 0 | 0 | 0 | 0 | 0 | 0 |
| @CHI 9/19 | W | 1/1 | 0 | 0 | 0 | 0.0 | 0 | 0 | 0 | 0 | 0 | 0 | 0 | 0 | 0 |
| PIT 9/25 | W | 1/1 | 1 | 1 | 0 | 0.0 | 0 | 0 | 0 | 0 | 0 | 0 | 0 | 0 | 0 |
| @DET 10/9 | L | 1/1 | 5 | 2 | 3 | 0.0 | 0 | 0 | 0 | 0 | 0 | 0 | 0 | 0 | 0 |
| @WAS 10/16 | L | 1/1 | 4 | 1 | 3 | 0.0 | 0 | 0 | 0 | 0 | 0 | 0 | 0 | 0 | 0 |
| MINN 10/23 | W | 1/1 | 5 | 5 | 0 | 1.0 | 7 | 0 | 0 | 0 | 0 | 0 | 0 | 0 | 0 |
| @DAL 10/30 | L | 1/1 | 2 | 1 | 1 | 1.0 | 10 | 0 | 0 | 0 | 0 | 0 | 0 | 0 | 0 |
| @NYG 11/6 | L | 1/1 | 2 | 1 | 1 | 0.0 | 0 | 0 | 0 | 0 | 0 | 2 | 0 | 0 | 0 |
| ATL 11/13 | W | 1/1 | 2 | 2 | 0 | 1.0 | 6 | 0 | 0 | 0 | 0 | 0 | 0 | 0 | 0 |
| @SEA 11/20 | L | 1/1 | 3 | 2 | 1 | 0.0 | 0 | 0 | 0 | 0 | 0 | 0 | 0 | 0 | 0 |
| GB 11/28 | L | 1/1 | 2 | 0 | 2 | 0.0 | 0 | 0 | 0 | 0 | 0 | 0 | 0 | 0 | 0 |
| @CIN 12/4 | L | 1/1 | 3 | 2 | 1 | 0.0 | 0 | 0 | 0 | 0 | 0 | 0 | 0 | 0 | 0 |
| WAS 12/11 | L | 1/1 | 1 | 0 | 1 | 0.0 | 0 | 0 | 0 | 0 | 0 | 0 | 0 | 0 | 0 |
| @BAL 12/18 | L | 1/1 | 1 | 1 | 0 | 0.0 | 0 | 0 | 0 | 0 | 0 | 0 | 0 | 0 | 0 |
| NYG 12/22 | W | 1/1 | 5 | 4 | 1 | 0.0 | 0 | 0 | 0 | 0 | 0 | 0 | 0 | 0 | 0 |
| DAL 11/17 | W | 1/1 | 3 | 1 | 2 | 1.0 | 19 | 0 | 0 | 0 | 0 | 0 | 0 | 0 | 0 |
| TOTALS | 7-9 | 16/16 | 41 | 25 | 16 | 5.0 | 52.0 | 0 | 0 | 0 | 0 | 2 | 0 | 0 | 0 |

2015 PHILADELPHIA EAGLES

| Game | W/L | P/S | T | S | A | Sk | Yds | Int | Yds | Lg | TD | PD | FF | FR | Yds |
|--------------|------------|--------------|-----------|-----------|-----------|------------|-----------|----------|----------|----------|----------|----------|----------|----------|----------|
| @ATL 9/14 | L | 1/1 | 5 | 3 | 2 | 0.0 | 0 | 0 | 0 | 0 | 0 | 1 | 0 | 0 | 0 |
| DAL 9/20 | L | 1/1 | 6 | 4 | 2 | 1.0 | 6 | 0 | 0 | 0 | 0 | 0 | 0 | 0 | 0 |
| @NYJ 9/27 | W | 1/1 | 6 | 4 | 2 | 1.0 | 7 | 0 | 0 | 0 | 0 | 0 | 0 | 0 | 0 |
| @WAS 10/4 | L | 1/1 | 4 | 1 | 3 | 0.0 | 0 | 0 | 0 | 0 | 0 | 0 | 0 | 0 | 0 |
| NO 10/11 | W | 1/1 | 3 | 2 | 1 | 0.0 | 0 | 0 | 0 | 0 | 0 | 0 | 0 | 0 | 0 |
| NYG 10/19 | W | 1/1 | 2 | 1 | 1 | 0.0 | 0 | 0 | 0 | 0 | 0 | 0 | 0 | 0 | 0 |
| @CAR 10/25 | L | 1/1 | 2 | 1 | 1 | 0.0 | 0 | 0 | 0 | 0 | 0 | 0 | 0 | 0 | 0 |
| @DAL 11/8 | W | 1/1 | 4 | 4 | 0 | 1.0 | 1 | 0 | 0 | 0 | 0 | 0 | 0 | 0 | 0 |
| MIA 11/15 | L | 1/1 | 8 | 4 | 4 | 0.5 | 4.5 | 0 | 0 | 0 | 1 | 0 | 0 | 0 | 0 |
| TB 11/22 | L | 1/1 | 10 | 6 | 4 | 0.0 | 0 | 0 | 0 | 0 | 2 | 0 | 0 | 0 | 0 |
| @DET 11/26 | L | 1/1 | 6 | 3 | 3 | 0.0 | 0 | 0 | 0 | 0 | 0 | 2 | 0 | 0 | 0 |
| @NE 12/6 | W | 1/1 | 6 | 4 | 2 | 2.0 | 14 | 0 | 0 | 0 | 0 | 0 | 0 | 0 | 0 |
| BUF 12/13 | W | 1/1 | 4 | 4 | 0 | 0.0 | 0 | 0 | 0 | 0 | 0 | 2 | 0 | 0 | 0 |
| ARI 12/20 | L | 1/1 | 4 | 1 | 3 | 0.5 | 3.5 | 0 | 0 | 0 | 0 | 0 | 0 | 0 | 0 |
| WAS 12/26 | L | 1/1 | 7 | 3 | 4 | 0.0 | 0 | 0 | 0 | 0 | 0 | 0 | 0 | 0 | 0 |
| @NYG 1/3/16 | W | 1/1 | 2 | 2 | 0 | 1.0 | 3 | 0 | 0 | 0 | 0 | 1 | 0 | 0 | 0 |
| TOTAL | 7-9 | 16/16 | 79 | 47 | 32 | 7.0 | 39 | 0 | 0 | 0 | 0 | 8 | 1 | 0 | 0 |

2014 PHILADELPHIA EAGLES

| Game | W/L | P/S | T | S | A | Sk | Yds | Int | Yds | Lg | TD | PD | FF | FR | Yds |
|--------------|-------------|--------------|-----------|-----------|-----------|-------------|------------|----------|----------|----------|----------|----------|----------|----------|----------|
| JAC 9/7 | W | 1/1 | 2 | 2 | 0 | 0.0 | 0 | 0 | 0 | 0 | 0 | 2 | 0 | 0 | 0 |
| @IND 9/15 | W | 1/1 | 5 | 1 | 4 | 0.0 | 0 | 0 | 0 | 0 | 0 | 0 | 0 | 0 | 0 |
| WAS 9/21 | W | 1/1 | 3 | 1 | 2 | 0.0 | 0 | 0 | 0 | 0 | 0 | 0 | 0 | 0 | 0 |
| @SF 9/28 | L | 1/1 | 5 | 4 | 1 | 1.0 | 9 | 0 | 0 | 0 | 0 | 0 | 0 | 0 | 0 |
| STL 10/5 | W | 1/1 | 5 | 3 | 2 | 2.0 | 12 | 0 | 0 | 0 | 0 | 1 | 0 | 0 | 0 |
| NYG 10/12 | W | 1/1 | 6 | 5 | 1 | 3.0 | 19 | 0 | 0 | 0 | 0 | 0 | 1 | 0 | 0 |
| @ARI 10/26 | L | 1/1 | 3 | 1 | 2 | 0.0 | 0 | 0 | 0 | 0 | 0 | 0 | 0 | 0 | 0 |
| @HOU 11/2 | W | 1/1 | 3 | 2 | 1 | 1.0 | 6 | 0 | 0 | 0 | 0 | 2 | 0 | 0 | 0 |
| CAR 11/10 | W | 1/1 | 11 | 5 | 6 | 3.5 | 27 | 0 | 0 | 0 | 0 | 0 | 0 | 0 | 0 |
| @GB 11/16 | L | 1/1 | 2 | 2 | 0 | 0.0 | 0 | 0 | 0 | 0 | 0 | 0 | 0 | 0 | 0 |
| TEN 11/23 | W | 1/1 | 4 | 4 | 0 | 2.0 | 23 | 0 | 0 | 0 | 0 | 1 | 1 | 0 | 0 |
| @DAL 11/27 | W | 1/1 | 4 | 4 | 0 | 0.0 | 0 | 0 | 0 | 0 | 0 | 0 | 0 | 0 | 0 |
| SEA 12/7 | L | 1/1 | 12 | 7 | 5 | 1.0 | 4 | 0 | 0 | 0 | 0 | 0 | 0 | 0 | 0 |
| DAL 12/14 | L | 1/1 | 10 | 7 | 3 | 1.0 | 4 | 0 | 0 | 0 | 0 | 0 | 0 | 0 | 0 |
| @WAS 12/20 | L | 1/1 | 5 | 3 | 2 | 0.0 | 0 | 0 | 0 | 0 | 0 | 0 | 0 | 0 | 0 |
| @NYG 12/28 | W | 1/1 | 3 | 1 | 2 | 0.0 | 0 | 0 | 0 | 0 | 0 | 0 | 0 | 0 | 0 |
| TOTAL | 10-6 | 16/16 | 83 | 52 | 31 | 14.5 | 104 | 0 | 0 | 0 | 0 | 6 | 2 | 0 | 0 |

2013 PHILADELPHIA EAGLES

| Game | W/L | P/S | T | S | A | Sk | Yds | Int | Yds | Lg | TD | PD | FF | FR | Yds |
|--------------|-------------|--------------|-----------|-----------|-----------|------------|-----------|----------|----------|----------|----------|-----------|----------|----------|----------|
| @WAS 9/9 | W | 1/1 | 4 | 3 | 1 | 0.0 | 0 | 0 | 0 | 0 | 0 | 1 | 0 | 0 | 0 |
| SD 9/15 | L | 1/1 | 9 | 6 | 3 | 1.0 | 6 | 0 | 0 | 0 | 0 | 0 | 0 | 0 | 0 |
| KC 9/19 | L | 1/1 | 5 | 4 | 1 | 1.0 | 4 | 0 | 0 | 0 | 0 | 1 | 0 | 0 | 0 |
| @DEN 9/29 | L | 1/1 | 5 | 5 | 0 | 0.0 | 0 | 0 | 0 | 0 | 0 | 0 | 0 | 0 | 0 |
| @NYG 10/6 | W | 1/1 | 4 | 2 | 2 | 0.0 | 0 | 0 | 0 | 0 | 0 | 1 | 0 | 0 | 0 |
| @TB 10/13 | W | 1/1 | 6 | 5 | 1 | 1.0 | 11 | 0 | 0 | 0 | 0 | 0 | 0 | 0 | 0 |
| DAL 10/20 | L | 1/1 | 6 | 3 | 3 | 0.0 | 0 | 0 | 0 | 0 | 0 | 0 | 0 | 0 | 0 |
| NYG 10/27 | L | 1/1 | 3 | 0 | 3 | 0.0 | 0 | 0 | 0 | 0 | 0 | 3 | 0 | 0 | 0 |
| @OAK 11/3 | W | 1/1 | 2 | 0 | 2 | 0.0 | 0 | 1 | 0 | 0 | 0 | 1 | 0 | 0 | 0 |
| @GB 11/10 | W | 1/1 | 6 | 4 | 2 | 0.0 | 0 | 0 | 0 | 0 | 0 | 1 | 1 | 0 | 0 |
| WAS 11/17 | W | 1/1 | 12 | 5 | 7 | 1.0 | 8 | 0 | 0 | 0 | 0 | 1 | 0 | 0 | 0 |
| ARI 12/1 | W | 1/1 | 5 | 2 | 3 | 0.0 | 0 | 0 | 0 | 0 | 0 | 0 | 0 | 0 | 0 |
| DET 12/8 | W | 1/1 | 6 | 5 | 1 | 0.0 | 0 | 0 | 0 | 0 | 0 | 0 | 0 | 1 | 0 |
| @MIN 12/15 | L | 1/1 | 5 | 3 | 2 | 1.0 | 1 | 0 | 0 | 0 | 0 | 0 | 0 | 0 | 0 |
| CHI 12/22 | W | 1/1 | 2 | 2 | 0 | 0.0 | 0 | 0 | 0 | 0 | 0 | 0 | 0 | 0 | 0 |
| @DAL 12/29 | W | 1/1 | 2 | 2 | 0 | 0.0 | 0 | 0 | 0 | 0 | 0 | 1 | 0 | 0 | 0 |
| TOTAL | 10-6 | 16/16 | 82 | 51 | 31 | 5.0 | 30 | 1 | 0 | 0 | 0 | 10 | 1 | 1 | 0 |

POSTSEASON

| | | | | | | | | | | | | | | | |
|---------------|------------|------------|----------|----------|----------|------------|----------|----------|----------|----------|----------|----------|----------|----------|----------|
| NO 1/4/14 | L | 1/1 | 6 | 3 | 3 | 0.0 | 0 | 0 | 0 | 0 | 1 | 0 | 0 | 0 | 0 |
| TOTALS | 0-1 | 1/1 | 6 | 3 | 3 | 0.0 | 0 | 0 | 0 | 0 | 1 | 0 | 0 | 0 | 0 |

2012 HOUSTON TEXANS

| Game | W/L | P/S | T | S | A | Sk | Yds | Int | Yds | Lg | TD | PD | FF | FR | Yds |
|-----------|-----|-----|---|---|---|-----|-----|-----|-----|----|----|----|----|----|-----|
| MIA 9/9 | W | 1/1 | 4 | 3 | 0 | 0.0 | 0 | 0 | 0 | 0 | 0 | 0 | 0 | 0 | 0 |
| @JAC 9/16 | W | 1/1 | 4 | 1 | 0 | 0.0 | 0 | 0 | 0 | 0 | 0 | 0 | 0 | 0 | 0 |
| @DEN 9/23 | W | 1/1 | 4 | 2 | 0 | 0.0 | 0 | 0 | 0 | 0 | 0 | 0 | 0 | 1 | 0 |
| TEN 9/30 | W | 1/1 | 1 | 0 | 0 | 0.0 | 0 | 0 | 0 | 0 | 0 | 0 | 0 | 0 | 0 |
| @NYJ 10/8 | W | 1/1 | 5 | 3 | 2 | 0.0 | 0 | 0 | 0 | 0 | 0 | 1 | 0 | 0 | 0 |
| GB 10/14 | L | 1/1 | 5 | 2 | 0 | 0.0 | 0 | 0 | 0 | 0 | 0 | 0 | 1 | 0 | 0 |
| BAL 10/21 | W | 1/1 | 4 | 4 | 0 | 1.0 | 7 | 0 | 0 | 0 | 0 | 1 | 0 | 0 | 0 |
| BUF 11/4 | W | 1/1 | 6 | 3 | 1 | 1.0 | 1 | 0 | 0 | 0 | 0 | 0 | | | |

CONNOR BARWIN GAME-BY-GAME STATISTICS CONTINUED

| 2009 HOUSTON TEXANS | | | | | | | | | | | | | | | |
|---------------------|------------|-------------|-----------|-----------|----------|------------|-----------|----------|----------|----------|----------|----------|----------|----------|----------|
| Game | W/L | P/S | T | S | A | Sk | Yds | Int | Yds | Lg | TD | PD | FF | FR | Yds |
| NYJ 9/13 | L | 1/0 | 1 | 1 | 0 | 0.0 | 0 | 0 | 0 | 0 | 0 | 0 | 0 | 0 | 0 |
| @TEN 9/20 | W | 1/0 | 0 | 0 | 0 | 0.0 | 0 | 0 | 0 | 0 | 0 | 0 | 0 | 0 | 0 |
| JAC 9/27 | L | 1/0 | 1 | 0 | 1 | 0.0 | 0 | 0 | 0 | 0 | 0 | 0 | 0 | 0 | 0 |
| OAK 10/4 | W | 1/0 | 1 | 0 | 1 | 0.0 | 0 | 0 | 0 | 0 | 0 | 1 | 0 | 0 | 0 |
| @ARI 10/11 | L | 1/0 | 1 | 1 | 0 | 0.0 | 0 | 0 | 0 | 0 | 0 | 1 | 0 | 0 | 0 |
| @CIN 10/18 | W | 1/0 | 2 | 2 | 0 | 1.0 | 9 | 0 | 0 | 0 | 0 | 0 | 0 | 0 | 0 |
| SF 10/25 | W | 1/0 | 1 | 1 | 0 | 0.0 | 0 | 0 | 0 | 0 | 0 | 0 | 0 | 0 | 0 |
| @BUF 11/1 | W | 1/0 | 1 | 0 | 1 | 0.0 | 0 | 0 | 0 | 0 | 0 | 0 | 0 | 0 | 0 |
| @IND 11/8 | L | 1/0 | 1 | 1 | 0 | 0.0 | 0 | 0 | 0 | 0 | 0 | 0 | 0 | 0 | 0 |
| TEN 11/23 | L | 1/0 | 0 | 0 | 0 | 0.0 | 0 | 0 | 0 | 0 | 0 | 0 | 0 | 0 | 0 |
| IND 11/29 | L | 1/0 | 2 | 1 | 1 | 1.0 | 8 | 0 | 0 | 0 | 0 | 0 | 0 | 0 | 0 |
| @JAC 12/6 | L | 1/0 | 1 | 0 | 1 | 0.5 | 5 | 0 | 0 | 0 | 0 | 0 | 0 | 0 | 0 |
| SEA 12/13 | W | 1/0 | 2 | 2 | 0 | 0.0 | 0 | 0 | 0 | 0 | 0 | 1 | 0 | 0 | 0 |
| @STL 12/20 | W | 1/0 | 1 | 1 | 0 | 1.0 | 11 | 0 | 0 | 0 | 0 | 1 | 0 | 0 | 0 |
| @MIA 12/27 | W | 1/0 | 0 | 0 | 0 | 0.0 | 0 | 0 | 0 | 0 | 0 | 0 | 0 | 0 | 0 |
| NE 1/3/10 | W | 1/0 | 3 | 3 | 0 | 1.0 | 10 | 0 | 0 | 0 | 0 | 0 | 0 | 0 | 0 |
| TOTAL | 9-7 | 16/0 | 18 | 13 | 5 | 4.5 | 43 | 0 | 0 | 0 | 0 | 4 | 0 | 0 | 0 |



66 | AUSTIN BLYTHE

| | |
|-------------|---------------------|
| Position: | Center |
| Ht./Wt.: | 6-3/300 |
| Birth Date: | 6/16/92 |
| College: | Iowa |
| Hometown: | Williamsburg, Iowa |
| Experience: | 2nd year (1st Rams) |
| Acquired: | W(IND)-'17 |

Career GP/GS (Playoffs): 9/1 (0/0)



TRANSACTIONS: Claimed by the Rams off waivers (5/16/17)...waived by the Colts (5/15/17)...drafted by the Indianapolis Colts in the seventh round (No. 248 overall) in the 2016 NFL Draft.

2017 SEASON: Week 1 vs. Indianapolis (9/10): Saw action on offense and special teams.

2016 SEASON: Competed in eight games and made one start at right tackle...saw action in his first career NFL game as an eligible lineman and on special teams in a Week 3 win against San Diego (9/25)...first career start at right guard in a Week 4 contest against Jacksonville...participated on special teams Weeks 5-9 and Week 15.

COLLEGE: Saw action in 52 games with 51 starts as a four-year starter for Iowa...helped bolster a Hawkeye offensive line that allowed the team to start the 2015 campaign 12-0 and earn a spot in the Big Ten Championship and Rose Bowl games...started all 14 games in 2015 and named a team captain...an All-American third-team selection by Associated Press...in 2014, started all 13 games including six games at C, one at RG, and the final six at LG...started all 13 games at C in 2013 and helped the Hawkeyes to an 8-4 record and an Outback Bowl appearance as a redshirt sophomore...played in 10 games earning nine starts at right guard as a redshirt freshman in 2012...redshirted as a true freshman in 2011.

PERSONAL: Attended Williamsburg (Iowa) High School where he was a senior captain, two-time first team all-state selection, three-time first team all-district and All-America honorable mention...a member of the high school wrestling team where he earned three consecutive state heavyweight wrestling titles and placed second as a freshman...holds the state record with 143 career pins...studied communications at Iowa.

BLYTHE'S Games Played Stats: RAMS 2017 (1/0), 2016 (8/1). **TOTALS: (9/1).**



90 | MICHAEL BROCKERS

| | |
|-------------|---------------------|
| Position: | Defensive Tackle |
| Ht./Wt.: | 6-5/302 |
| Birth Date: | 12/21/90 |
| College: | LSU |
| Hometown: | Houston, Texas |
| Experience: | 6th year (6th Rams) |
| Acquired: | D1-2012 (14th) |

Career GP/GS (Playoffs): 76/75 (0/0)



TRANSACTIONS: Selected by the Rams in the first round (14th overall) of the 2012 NFL Draft (4/26/12).

PRO : Fifth-year pro has played in 76 career games with 75 starts...recorded 343 career tackles (179 solo), with 14.5 sacks...after his first five seasons his 14.5 sacks was the third-best amongst defensive linemen in the first round of the 2012 draft...named to the Pro Football Writers of American/Pro Football Weekly All-Rookie team in 2012.

2017 SEASON: Week 1 vs. Indianapolis (9/10): Started at nose tackle...led the team in tackles with six (three solo), including one tackle for loss...also notched one hit on the quarterback.

2016 SEASON: Started all 14 games he played, finished third among Rams defensive linemen with 58 tackles...**at San Francisco (9/12):** Recorded seven total tackles (two solo)...**at New Orleans (11/27):** Led the defensive line with six tackles (four solo)...also added two quarterback hits.

2015 SEASON: Started 16 games at defensive tackle...tallied 74 tackles (44 solo), 3.0 sacks, 18 quarterback pressures and six quarterback hits on the season...**vs. Detroit (12/13):** Sacked QB Matt Stafford for an 8-yard loss...marked his third sack of the season and 14.5 career...also credited with two assisted tackles, two quarterback pressures and one hit on the quarterback...**vs. San Francisco (11/1):** Sacked 49ers QB Colin Kaepernick for a 3-yard loss, his second sack of the season...registered six tackles (four solo)...**Week 7 vs. Cleveland (10/25):** Recorded four tackles (three solo)...**at Green Bay (10/11):** Sacked Packers QB Aaron Rodgers for a 3-yard loss...also made five tackles (three solo)...**at Washington (9/20):** Recorded nine tackles (six solo)...**vs. Seattle (9/13):** Established a new career-high in tackles with 13, good for the team lead in tackles.

2014 SEASON: Started 16 games...finished the season with 73 tackles (31 solo), two sacks and 14 quarterback pressures...**at San Francisco (11/2):** Tallied five tackles (four solo) and 1.0 sack, his first of the season...**at San Diego (11/23):** Tallied five tackles (two solo) and 1.0 sack...**at Seattle (12/28):** Posted a season-high 10 tackles (three solo).

2013 SEASON: Started 16 games at right defensive tackle...led all Rams defensive linemen with 75 tackles...finished with a career-high 5.5 sacks on the year...**vs. San Francisco (9/26):** Split a sack with DE Chris Long...made three tackles (two solo)...**vs. Jacksonville (10/6):** Sacked Jaguars QB Blaine Gabbert for a 4-yard loss...marked his first sack of the season...tallied four tackles (two solo)...also caused one fumble...**at Houston (10/13):** Recorded two sacks on Texans QB Matt Schaub...marks second consecutive game with a sack, pushes his season total to 3.5 and career to 7.5...added seven solo tackles, including three for loss...**vs. Seattle (10/28):** Tallied six tackles (one solo)...part of a defensive line that helped limit the Seahawks to just 44 rushing yards...**vs. Chicago (11/24):** Recorded two tackles (one solo)...also caused one fumble and had two quarterback pressures...**at San Francisco (12/1):** Sacked 49ers QB Colin Kaepernick...added a second sack on Kaepernick to give him four career multiple sack games...added seven tackles (two solo)...**vs. New Orleans (12/15):** Batted down a Saints K Garrett Hartley 36-yard field goal attempt...also recorded six tackles (four solo) and one hit on the quarterback...**at Seattle (12/29):** Posted a season-high 10 tackles (eight solo), including two for loss.

2012 SEASON: Named to Pro Football Weekly's All-Rookie Team...led all Rams defensive linemen in tackles (63) despite missing three games...also had 4.0 sacks and 13 quarterback pressures during rookie season...**vs. Seattle (9/30):** Saw his first NFL action, starting at right defensive tackle...recorded two assisted tackles...**vs. Green Bay (10/21):** Started at right defensive tackle...sacked Packers' QB Aaron Rodgers for a loss of four yards, his first career sack...notched a season-high seven tackles (four solo)...**vs. New England (10/28):** Saw action on defense...tallied two assisted tackles, a pass defended and three quarterback pressures...**at San Francisco (11/11):** Started at right defensive tackle...split a sack on 49ers QB Alex Smith with DE Robert Quinn for a two-yard loss...notched a solo sack on Smith to give him 1.5 on the day and 2.5 on the season...also made five tackles (three solo), one quarterback pressure and one hit on the quarterback...**vs. San Francisco (12/2):** Started at right defensive tackle...notched a season-high among Rams defensive linemen in tackles with 11 (five solo), including one for loss...**at Buffalo (12/9):** Started at right defensive tackle... split a sack on Buffalo QB Ryan Fitzpatrick on the first drive of the game... tallied a solo sack for a loss of six yards to push his season total to 4.0...forced a RB Fred Jackson fumble, which was recovered by LB James Laurinaitis and returned four yards...marks the first forced fumble of his career...also made six tackles (five solo), including one for loss...added two quarterback pressures and and two quarterback hits...**vs. Minnesota (12/16):** Started at right defensive tackle...recorded seven tackles (two solo)...**at Tampa Bay (12/23):** Started at right defensive tackle...tallied five tackles (one solo)...also tipped one pass that was intercepted by DE Eugene Sims.

COLLEGE: Earned Associated Press second-team All-Southeastern Conference honors...in two seasons at Louisiana State, Brockers appeared in 27 games, starting 15 contests at left defensive tackle...credited with 79 tackles (34 solo), two sacks (16

MICHAEL BROCKERS GAME-BY-GAME STATISTICS

| 2013 ST. LOUIS RAMS | | | | | | | | | | | | | | | | |
|---------------------|-----|-------|----|----|----|-----|------|-----|-----|----|----|----|----|----|-----|---|
| Game | W/L | P/S | T | S | A | Sk | Yds | Int | Yds | Lg | TD | PD | FF | FR | Yds | |
| ARI 9/8 | W | 1/1 | 4 | 3 | 1 | 0.0 | 0 | 0 | 0 | 0 | 0 | 0 | 0 | 0 | 0 | 0 |
| @ATL 9/15 | L | 1/1 | 1 | 1 | 0 | 0.0 | 0 | 0 | 0 | 0 | 0 | 0 | 0 | 0 | 0 | 0 |
| @DAL 9/22 | L | 1/1 | 5 | 2 | 3 | 0.0 | 0 | 0 | 0 | 0 | 0 | 0 | 0 | 0 | 0 | 0 |
| SF 9/26 | L | 1/1 | 3 | 2 | 1 | 0.5 | 4.0 | 0 | 0 | 0 | 0 | 0 | 0 | 0 | 0 | 0 |
| JAC 10/6 | W | 1/1 | 4 | 2 | 2 | 1.0 | 3.0 | 0 | 0 | 0 | 0 | 0 | 1 | 0 | 0 | 0 |
| @HOU 10/13 | W | 1/1 | 7 | 7 | 0 | 2.0 | 4.0 | 0 | 0 | 0 | 0 | 0 | 0 | 0 | 0 | 0 |
| @CAR 10/20 | L | 1/1 | 2 | 0 | 2 | 0.0 | 0 | 0 | 0 | 0 | 0 | 0 | 0 | 0 | 0 | 0 |
| SEA 10/28 | L | 1/1 | 6 | 1 | 5 | 0.0 | 0 | 0 | 0 | 0 | 0 | 0 | 0 | 0 | 0 | 0 |
| TEN 11/3 | L | 1/1 | 5 | 4 | 1 | 0.0 | 0 | 0 | 0 | 0 | 0 | 0 | 0 | 0 | 0 | 0 |
| @IND 11/10 | W | 1/1 | 4 | 1 | 3 | 0.0 | 0 | 0 | 0 | 0 | 0 | 0 | 0 | 0 | 0 | 0 |
| CHI 11/24 | W | 1/1 | 2 | 1 | 1 | 0.0 | 0 | 0 | 0 | 0 | 0 | 1 | 0 | 0 | 0 | 0 |
| @SF 12/1 | L | 1/1 | 7 | 2 | 5 | 2.0 | 13.0 | 0 | 0 | 0 | 0 | 0 | 0 | 0 | 0 | 0 |
| @ARI 12/8 | L | 1/1 | 6 | 2 | 4 | 0.0 | 0 | 0 | 0 | 0 | 0 | 0 | 0 | 0 | 0 | 0 |
| NO 12/15 | W | 1/1 | 6 | 4 | 2 | 0.0 | 0 | 0 | 0 | 0 | 0 | 0 | 0 | 0 | 0 | 0 |
| TB 12/22 | W | 1/1 | 3 | 0 | 3 | 0.0 | 0 | 0 | 0 | 0 | 0 | 0 | 0 | 0 | 0 | 0 |
| @SEA 12/29 | L | 1/0 | 10 | 8 | 2 | 0.0 | 0 | 0 | 0 | 0 | 0 | 0 | 0 | 0 | 0 | 0 |
| TOTAL | 7-9 | 16/16 | 75 | 40 | 35 | 5.5 | 24.0 | 0 | 0 | 0 | 0 | 0 | 2 | 0 | 0 | 0 |

| 2012 ST. LOUIS RAMS | | | | | | | | | | | | | | | | |
|---------------------|-------|-------|----|----|----|-----|------|-----|-----|----|----|----|----|----|-----|----------|
| Game | W/L | P/S | T | S | A | Sk | Yds | Int | Yds | Lg | TD | PD | FF | FR | Yds | |
| @DET 9/9 | L | | | | | | | | | | | | | | | Inactive |
| WAS 9/16 | W | | | | | | | | | | | | | | | Inactive |
| @CHI 9/23 | L | | | | | | | | | | | | | | | Inactive |
| SEA 9/30 | W | 1/1 | 2 | 0 | 2 | 0.0 | 0 | 0 | 0 | 0 | 0 | 0 | 0 | 0 | 0 | 0 |
| ARI 10/4 | W | 1/1 | 2 | 2 | 0 | 0.0 | 0 | 0 | 0 | 0 | 0 | 0 | 0 | 0 | 0 | 0 |
| @MIA 10/14 | L | 1/1 | 1 | 0 | 1 | 0.0 | 0 | 0 | 0 | 0 | 0 | 0 | 0 | 0 | 0 | 0 |
| GB 10/21 | L | 1/1 | 7 | 4 | 3 | 1.0 | 4 | 0 | 0 | 0 | 0 | 0 | 0 | 0 | 0 | 0 |
| NE 10/28 | L | 1/0 | 2 | 0 | 2 | 0.0 | 0 | 0 | 0 | 0 | 0 | 1 | 0 | 0 | 0 | 0 |
| @SF 11/11 | T | 1/1 | 5 | 3 | 2 | 1.5 | 8 | 0 | 0 | 0 | 0 | 0 | 0 | 0 | 0 | 0 |
| NYJ 11/18 | L | 1/1 | 6 | 4 | 2 | 0.0 | 0 | 0 | 0 | 0 | 0 | 0 | 0 | 0 | 0 | 0 |
| @ARI 11/25 | W | 1/1 | 6 | 3 | 3 | 0.0 | 0 | 0 | 0 | 0 | 0 | 0 | 0 | 0 | 0 | 0 |
| SF 12/2 | W | 1/1 | 11 | 5 | 6 | 0.0 | 0 | 0 | 0 | 0 | 0 | 0 | 0 | 0 | 0 | 0 |
| @BUF 12/9 | W | 1/1 | 6 | 5 | 1 | 1.5 | 6.5 | 0 | 0 | 0 | 0 | 0 | 1 | 0 | 0 | 0 |
| MIN 12/16 | L | 1/1 | 7 | 2 | 5 | 0.0 | 0 | 0 | 0 | 0 | 0 | 0 | 0 | 0 | 0 | 0 |
| @TB 12/23 | W | 1/1 | 5 | 1 | 4 | 0.0 | 0 | 0 | 0 | 0 | 0 | 1 | 0 | 0 | 0 | 0 |
| @SEA 12/30 | L | 1/1 | 3 | 2 | 1 | 0.0 | 0 | 0 | 0 | 0 | 0 | 0 | 0 | 0 | 0 | 0 |
| TOTAL | 7-8-1 | 13/12 | 63 | 31 | 32 | 4.0 | 18.5 | 0 | 0 | 0 | 0 | 2 | 1 | 0 | 0 | 0 |



68 | JAMON BROWN

| | |
|-------------|---------------------|
| Position: | Guard |
| Ht./Wt.: | 6-4/330 |
| Birth Date: | 3/15/93 |
| College: | Louisville |
| Hometown: | Louisville, Ky. |
| Experience: | 3rd year (3rd Rams) |
| Acquired: | D3A-(72nd)-2015 |

Career GP/GS (Playoffs): 21/15 (0/0)



TRANSACTIONS: Placed on reserve/injured (11/17/15)...selected by St. Louis in the third round (72nd overall) of the 2015 NFL Draft (5/1/15).

PRO: Second-year offensive lineman has started 15 of the 21 games he has played in his NFL career.

2017 SEASON: Week 1 vs. Indianapolis (9/10): Started at right guard...part of an offensive line that helped gain 373 yards of total offense.

2016 SEASON: Played in 11 games, started five at both left and right guard positions...**at Detroit (10/16):** Started at right guard for his first start of the season...helped pave the way for the offense to compile 387 yards.

2015 SEASON: Started nine games before being placed on reserve/injured (11/17/15)...**vs. San Francisco (11/1):** Opened up rushing lanes for the team to gain 197 yards on the ground...**vs. Cleveland (10/25):** Helped block for RB Todd Gurley to tally two rushing touchdowns...**at Arizona (10/4):** Opened up running lanes for rookie RB Todd Gurley to record 146 rushing yards...**vs. Seattle (9/13):** Started at left guard in his NFL debut...helped block for 19 first downs.

COLLEGE: Started all 13 games at offensive tackle in 2014 season...earned second team All-ACC accolades after leading the Cardinals to a 9-3 record...helped the Cardinals average 142.7 yards per game on the ground...allowed two sacks all season from his tackle position...started his 40th career game in the Belk Bowl versus Georgia...started all 13 games at left tackle in 2013 after playing right tackle in 2012...played on an offense that averaged 460.8 yards per game...offense scored 30 or more points nine times...started all 13 games at right tackle in 2012...helped the Cardinals average 296.1 yards through the air and 122.7 yards on the ground...appeared in nine games during freshman campaign in 2011, made one start...started the year at defensive tackle before making the transition to offense...made collegiate debut at defensive tackle against Murray State...earned first start at offensive guard versus North Carolina in a 14-7 loss...appeared in seven other games on the offensive line.

PERSONAL: Big, athletic defensive lineman who was considered one of the best prospects in the state of Kentucky...played for Curtis Higgins at Fern Creek High School...a three-year starter on defense and two-year starter on offense...rated seventh on the 2011 Kentucky's Watch List... ranked as the 52nd best defensive line prospect by Scout.com...rated three-star prospect by Rivals.com and the 58th-best tackle...recorded 25 tackles for loss in his career, including 12 as a senior despite playing with a nagging ankle injury...voted All-District 6-A...named to the All-Southern First Team by the Orlando Sentinel...earned Honorable Mention All-State accolades...rated as the 14th-best senior in the state of Kentucky...rated as the 47th-best defensive tackle by ESPN...helped his power-lifting team to a second-place finish in the state... raised his bench max to 300 pounds and his squat to 525... selected third team All-State as a junior...son of June Embers...justice administration major...sang a solo at the banquet of the Russell Athletic Bowl.

BROWN'S Games Played Stats: RAMS 2017 (1/1), 2016 (11/5), 2015 (9/9). **TOTALS: (21/15).**



34 | MALCOLM BROWN

Position: Running Back
Ht./Wt.: 5-11/227
Birth Date: 5/15/93
College: Texas
Hometown: Cibolo, Texas
Experience: 2nd year (2nd Rams)
Acquired: UDFA-2015

Career GP/GS (Playoffs): 18/0 (0/0)



TRANSACTIONS: Signed to the Rams' active roster (10/27/15), after being released (10/23/15)...added to the practice squad (9/6/15), after being released (9/5/15)...signed with the Rams (12/30/14)...signed to the Rams' practice squad (9/1/14), after being released (8/30/14)...selected by the Rams in the seventh round (241st overall) of the 2014 NFL Draft (5/10/14).

PRO: Has played in 18 games in two seasons in the NFL...set career-highs in every offensive category in 2016 while also playing a prominent role on special teams.

2017 SEASON: Week 1 vs. Indianapolis (9/10): Saw action on offense and special teams...recorded his first career touchdown on a three-yard rush...rushed seven times for 16 yards.

2016 SEASON: Played in all 16 games, rushed 18 times and finished with three special teams tackles...**at San Francisco (9/12):** Recorded one rush for five yards and one reception for eight yards...**vs. Buffalo (10/9):** Saw action on offense and special teams...helped the Rams get into opponent territory with a career-long 26-yard reception in the fourth quarter...**vs. Atlanta (12/11):** Rushed four times for 14 yards, with a 10 yard long...**at Seattle (12/15):** Hauled in one pass for 12 yards while also rushing one time.

2015 SEASON: Played in one game for the Rams.

COLLEGE: Played at Texas for four seasons, playing in 44 games (25 starts). In his four-year career with the Longhorns, Brown tallied 2,678 rushing yards on 630 carries (4.3 avg.) with 24 touchdowns. Also recorded 51 receptions resulting in 382 yards (7.5 avg.) and three touchdowns. As a true freshman in 2011, rushed for 742 yards and five touchdowns, earning the Big 12's Newcomer of the Year award. As a junior in 2013, Brown's 904 rushing yards and 1,099 all-purpose yards led the Longhorns. Started all 13 games at running back as a senior in 2014, was a second-team All-Big 12 selection.

PERSONAL: Born in Biloxi, Miss., on May 15, 1993...Brown's father, Tommy, played collegiately at Northwest Mississippi JUCO from 1982-84...graduated from Texas with a degree in physical culture and sports in December 2014.

MALCOLM BROWN NFL STATISTICS

REGULAR SEASON

| Year | Team | Receiving | | | | | Rushing | | | | | |
|---------------|------|-------------|----------|-----------|-------------|-----------|----------|-----------|-----------|------------|-----------|----------|
| | | G/S | No | Yds | Avg | Lg | TD | Att | Yds | Avg | Lg | TD |
| 2015 | RAMS | 1/0 | 1 | -2 | -2.0 | -2 | 0 | 4 | 17 | 4.3 | 13 | 0 |
| 2016 | RAMS | 16/0 | 3 | 46 | 15.3 | 26 | 0 | 18 | 39 | 2.2 | 10 | 0 |
| 2017 | RAMS | 1/0 | 0 | 0 | 0.0 | 0 | 0 | 7 | 16 | 2.3 | 5 | 1 |
| TOTALS | | 18/0 | 4 | 44 | 11.0 | 26 | 0 | 29 | 72 | 2.5 | 13 | 1 |

| Year | Team | Punt Returns | | | | Kickoff Returns | | | | | |
|---------------|------|--------------|----------|------------|----------|-----------------|----------|----------|------------|----------|----------|
| | | No | Yds | Avg | Lg | TD | Att | Yds | Avg | Lg | TD |
| 2015 | RAMS | 0 | 0 | 0.0 | 0 | 0 | 0 | 0 | 0.0 | 0 | 0 |
| 2016 | RAMS | 0 | 0 | 0.0 | 0 | 0 | 0 | 0 | 0.0 | 0 | 0 |
| 2017 | RAMS | 0 | 0 | 0.0 | 0 | 0 | 0 | 0 | 0.0 | 0 | 0 |
| TOTALS | | 0 | 0 | 0.0 | 0 | 0 | 0 | 0 | 0.0 | 0 | 0 |

ADDITIONAL CAREER STATISTICS: Special teams tackles: 2016 (3).

SINGLE GAME HIGHS

Rushes - Seven, vs. Indianapolis (9/10/17)
 Rush yards - 17, at San Francisco (1/3/16)



86 | DEREK CARRIER

| | |
|-------------|---------------------|
| Position: | Tight End |
| Ht./Wt.: | 6-4/244 |
| Birth Date: | 7/25/90 |
| College: | Beloit (Wis.) |
| Hometown: | Edgerton, Wis. |
| Experience: | 5th year (1st Rams) |
| Acquired: | T(WAS)-'17 |

Career GP/GS (Playoffs): 37/13 (0/0)



TRANSACTIONS: Traded to the Los Angeles Rams from the Washington Redskins (9/2/17)...activated from PUPL (11/12/16)... placed on PUPL (8/30/16)...traded to the Washington Redskins from the San Francisco 49ers (8/22/15)...signed a two-year extension with San Francisco (3/9/15)...signed to the 49ers' active roster (11/16/13)...signed to the 49ers' practice squad (9/3/13)... waived by the Philadelphia Eagles on (8/25/13)...signed with the Eagles (12/31/12)...added to the Eagles practice squad ((9/11/12)...waived by the Raiders (8/31/12)...originally entered the NFL with the Oakland Raiders as a college free agent (5/11/12).

PRO: Acquired by the Rams via trade with Washington...joined the Redskins via trade during the 2015 preseason...enters 2017 having previously caught 28 passes for 256 yards with one touchdown in 36 career games with 13 starts.

2017 SEASON: Week 1 vs. Indianapolis (9/10): Saw action on offense and special teams...caught one pass for a 12 yard gain.

2016 SEASON: Appeared in eight games, caught two passes for 10 yards on the year...spent the first nine weeks of the season on Reserve/PUP...activated in Week 10...made season debut in a win vs. Minnesota (11/13).

2015 SEASON: Joined the Redskins via trade during the preseason and started all 12 games in which he appeared...finished the season with 17 receptions for 141 yards with one receiving touchdown...made Redskins debut in Week 1 vs. Miami (9/13), catching two passes for eight yards...earned second straight start in a two-tight-end set vs. St. Louis (9/20), contributing to the team's 182 rushing yards...started in place of an injured Jordan Reed at Atlanta (10/11), caught two passes for 27 yards including a seven-yard touchdown in the second quarter and a 20-yard gain on the game-tying drive at the end of regulation...started in place of Reed at New York Jets (10/18) and posted career highs in receptions (four) and receiving yards (39)...caught two passes for 15 yards in the largest comeback win (24 points) in team history vs. Tampa Bay (10/25)...placed on Reserve/Injured list on Dec. 15.

2014 SEASON: Played in 11 games with one start, recorded nine receptions for 105 yards and adding a two-yard rushing attempt...notched his first career reception on a 22-yard pass from Colin Kaepernick vs. Chicago (9/14)...finished the game with three receptions for 41 yards...made first career start at Arizona (9/21)...placed on Reserve/Injured list on Nov. 27.

2013 SEASON: Played in five games with the San Francisco 49ers, making his NFL debut at New Orleans (11/17).

2012 SEASON: Spent the offseason with the Oakland Raiders as a college free agent before being waived prior to the season... spent the entire season on the Philadelphia Eagles' practice squad after signing with the team on Sept. 11.

COLLEGE: Attended Beloit College in Wisconsin, where he played in 39 games for the Buccaneers, earning All-Midwest Conference honors twice... Named Wisconsin Football Coaches Association Private College Player as a senior... Set school records in receptions (189), receiving yards (3,111) and receiving touchdowns (29). Also added seven carries for 42 yards and two rushing touchdowns... As a senior, played in 10 games and notched 75 receptions for 1,250 yards and 12 touchdowns in addition to six carries for 39 yards and two rushing touchdowns... As a junior, appeared in 10 games and tallied 64 receptions for 1,044 yards and 12 touchdowns, breaking the school record for receiving touchdowns in a single season.... In 2009, played in 10 games and registered 34 receptions for 600 yards and four touchdowns... Played in nine games and recorded 16 receptions for 217 yards and one touchdown as a freshman... Played two years of basketball, starting in 21 games and averaging 8.3 points per game.

PERSONAL: Attended Edgerton (Wisc.) H.S... Spent a summer in college interning with the Chicago Bulls' strength and conditioning department, with aspirations of one day working in physical therapy... Named to the Beloit College dean's list six straight semesters... Majored in health and society... Visited Haiti in conjunction with Convoy of Hope, working together to teach healthy eating habits and sustainable agriculture techniques to local families...visited Haiti in conjunction with Convoy of Hope, working together to teach healthy eating habits and sustainable agriculture techniques to local families... In 2016, spoke to students at J. Michael Lunsford Middle School in Chantilly, Va., to discuss the importance of communication and face-to-face interaction at the EverFi Character Playbook Launch, played alongside fans to benefit children in the second annual Redskins Charity Golf Classic, and donated winter coats and Redskins hats to 300 elementary school students from seven local area schools at the eighth annual Share the Warmth event.

DEREK CARRIER NFL STATISTICS

REGULAR SEASON

| Year | Team | G/S | Receiving | | | | | Rushing | | | | |
|---------------|---------------|--------------|-----------|------------|------------|-----------|----------|----------|----------|------------|----------|----------|
| | | | No | Yds | Avg | Lg | TD | Att | Yds | Avg | Lg | TD |
| 2013 | SAN FRANCISCO | 5/0 | 0 | 0 | 0.0 | 0 | 0 | 0 | 0 | 0 | 0 | 0 |
| 2014 | SAN FRANCISCO | 11/1 | 9 | 105 | 11.7 | 23 | 0 | 1 | 2 | 2.0 | 2 | 0 |
| 2015 | WASHINGTON | 12/12 | 17 | 141 | 8.3 | 20 | 1 | 0 | 0 | 0.0 | 0 | 0 |
| 2016 | WASHINGTON | 8/0 | 2 | 10 | 5.0 | 6 | 0 | 0 | 0 | 0.0 | 0 | 0 |
| 2017 | RAMS | 1/0 | 1 | 12 | 12.0 | 12 | 0 | 0 | 0 | 0.0 | 0 | 0 |
| TOTALS | | 37/13 | 29 | 268 | 9.2 | 23 | 1 | 1 | 2 | 2.0 | 2 | 0 |

SINGLE GAME HIGHS

Receptions - Four, at New York Jets (10/18/15)
 Receiving yards - 41, vs. Chicago (9/14/14)

DEREK CARRIER GAME-BY-GAME STATISTICS

2017 LOS ANGELES RAMS

| Game | W/L | P/S | Receiving | | | | | Rushing | | | | |
|---------------|------------|------------|-----------|-----------|-------------|-----------|----------|----------|----------|------------|----------|----------|
| | | | No | Yds | Avg | Lg | TD | Att | Yds | Avg | Lg | TD |
| IND 9/10 | W | 1/0 | 1 | 12 | 12.0 | 12 | 0 | 0 | 0 | 0.0 | 0 | 0 |
| WAS 9/17 | | 0/0 | 0 | 0 | 0.0 | 0 | 0 | 0 | 0 | 0.0 | 0 | 0 |
| @SF 9/21 | | 0/0 | 0 | 0 | 0.0 | 0 | 0 | 0 | 0 | 0.0 | 0 | 0 |
| @DAL 10/1 | | 0/0 | 0 | 0 | 0.0 | 0 | 0 | 0 | 0 | 0.0 | 0 | 0 |
| SEA 10/8 | | 0/0 | 0 | 0 | 0.0 | 0 | 0 | 0 | 0 | 0.0 | 0 | 0 |
| @JAC 10/15 | | 0/0 | 0 | 0 | 0.0 | 0 | 0 | 0 | 0 | 0.0 | 0 | 0 |
| ARI 10/22 | | 0/0 | 0 | 0 | 0.0 | 0 | 0 | 0 | 0 | 0.0 | 0 | 0 |
| @NYG 11/5 | | 0/0 | 0 | 0 | 0.0 | 0 | 0 | 0 | 0 | 0.0 | 0 | 0 |
| HOU 11/12 | | 0/0 | 0 | 0 | 0.0 | 0 | 0 | 0 | 0 | 0.0 | 0 | 0 |
| @MIN 11/19 | | 0/0 | 0 | 0 | 0.0 | 0 | 0 | 0 | 0 | 0.0 | 0 | 0 |
| NO 11/26 | | 0/0 | 0 | 0 | 0.0 | 0 | 0 | 0 | 0 | 0.0 | 0 | 0 |
| @ARI 12/2 | | 0/0 | 0 | 0 | 0.0 | 0 | 0 | 0 | 0 | 0.0 | 0 | 0 |
| PHI 12/10 | | 0/0 | 0 | 0 | 0.0 | 0 | 0 | 0 | 0 | 0.0 | 0 | 0 |
| @SEA 12/17 | | 0/0 | 0 | 0 | 0.0 | 0 | 0 | 0 | 0 | 0.0 | 0 | 0 |
| @TEN 12/24 | | 0/0 | 0 | 0 | 0.0 | 0 | 0 | 0 | 0 | 0.0 | 0 | 0 |
| SF 12/3 | | 0/0 | 0 | 0 | 0.0 | 0 | 0 | 0 | 0 | 0.0 | 0 | 0 |
| TOTALS | 1/0 | 1/0 | 1 | 12 | 12.0 | 12 | 0 | 0 | 0 | 0.0 | 0 | 0 |

2016 WASHINGTON REDSKINS

| Game | W/L | P/S | Receiving | | | | | Rushing | | | | | |
|---------------|--------------|------------|-----------|-----------|------------|----------|----------|----------|----------|------------|----------|----------|--|
| | | | No | Yds | Avg | Lg | TD | Att | Yds | Avg | Lg | TD | |
| PIT 9/12 | L | | | | | | | | | | | | |
| DAL 9/18 | L | | | | | | | | | | | | |
| @NYG | W | | | | | | | | | | | | |
| CLE 10/2 | W | | | | | | | | | | | | |
| @BAL 10/9 | W | | | | | | | | | | | | |
| PHI 10/16 | W | | | | | | | | | | | | |
| @DET 10/23 | L | | | | | | | | | | | | |
| @CIN 10/30 | T | | | | | | | | | | | | |
| MIN 11/13 | W | 1/0 | 0 | 0 | 0.0 | 0 | 0 | 0 | 0 | 0.0 | 0 | 0 | |
| GB 11/20 | W | 1/0 | 0 | 0 | 0.0 | 0 | 0 | 0 | 0 | 0.0 | 0 | 0 | |
| @DAL 11/24 | L | 1/0 | 1 | 4 | 4.0 | 4 | 0 | 0 | 0 | 0.0 | 0 | 0 | |
| @ARI 12/4 | L | 1/0 | 1 | 6 | 6.0 | 6 | 0 | 0 | 0 | 0.0 | 0 | 0 | |
| @PHI 12/11 | W | 1/0 | 0 | 0 | 0.0 | 0 | 0 | 0 | 0 | 0.0 | 0 | 0 | |
| CAR 12/19 | L | 1/0 | 0 | 0 | 0.0 | 0 | 0 | 0 | 0 | 0.0 | 0 | 0 | |
| @CHI 12/24 | W | 1/0 | 0 | 0 | 0.0 | 0 | 0 | 0 | 0 | 0.0 | 0 | 0 | |
| NYG 1/1/17 | L | 1/0 | 0 | 0 | 0.0 | 0 | 0 | 0 | 0 | 0.0 | 0 | 0 | |
| TOTALS | 8-7-1 | 8/0 | 2 | 10 | 5.0 | 0 | 0 | 0 | 0 | 0.0 | 0 | 0 | |

2015 WASHINGTON REDSKINS

| Game | W/L | P/S | Receiving | | | | | Rushing | | | | |
|---------------|------------|--------------|-----------|------------|------------|-----------------|----------|----------|----------|------------|----------|----------|
| | | | No | Yds | Avg | Lg | TD | Att | Yds | Avg | Lg | TD |
| MIA 9/13 | L | 1/1 | 2 | 8 | 4.0 | 9 | 0 | 0 | 0 | 0.0 | 0 | 0 |
| STL 9/20 | W | 1/1 | 0 | 0 | 0.0 | 0 | 0 | 0 | 0 | 0.0 | 0 | 0 |
| @NYG 9/24 | L | 1/1 | 0 | 0 | 0.0 | 0 | 0 | 0 | 0 | 0.0 | 0 | 0 |
| PHL 10/4 | W | 1/1 | 2 | 18 | 9.0 | 15 | 0 | 0 | 0 | 0.0 | 0 | 0 |
| @ATL 10/11 | L | 1/1 | 2 | 27 | 13.5 | 20 | 0 | 0 | 0 | 0.0 | 0 | 0 |
| @NYJ 10/18 | L | 1/1 | 4 | 39 | 9.8 | 20 | 1 | 0 | 0 | 0.0 | 0 | 0 |
| TB 10/25 | W | 1/1 | 2 | 15 | 7.5 | 9 | 0 | 0 | 0 | 0.0 | 0 | 0 |
| @NE 11/8 | L | 1/1 | 0 | 0 | 0.0 | 0 | 0 | 0 | 0 | 0.0 | 0 | 0 |
| NO 11/15 | W | 1/1 | 1 | 14 | 14.0 | 14 | 0 | 0 | 0 | 0.0 | 0 | 0 |
| @CAR 11/22 | L | 1/1 | 2 | 7 | 3.5 | 5 | 0 | 0 | 0 | 0.0 | 0 | 0 |
| NYG 11/29 | W | 1/1 | 1 | 6 | 6.0 | 6 | 0 | 0 | 0 | 0.0 | 0 | 0 |
| DAL 12/7 | L | 1/1 | 1 | 7 | 7.0 | 7 | 0 | 0 | 0 | 0.0 | 0 | 0 |
| @CHI 12/13 | W | | | | | Injured/Reserve | | | | | | |
| BUF 12/20 | W | | | | | Injured/Reserve | | | | | | |
| @PHL 12/26 | W | | | | | Injured/Reserve | | | | | | |
| @DAL 1/3/17 | W | | | | | Injured/Reserve | | | | | | |
| TOTALS | 9-7 | 12/12 | 17 | 141 | 8.3 | 20 | 1 | 0 | 0 | 0.0 | 0 | 0 |

2014 SAN FRANCISCO 49ERS

| Game | W/L | P/S | Receiving | | | | | Rushing | | | | |
|---------------|------------|------------|-----------|------------|-------------|----------------|----------|----------|----------|------------|----------|----------|
| | | | No | Yds | Avg | Lg | TD | Att | Yds | Avg | Lg | TD |
| @DAL 9/7 | W | 1/0 | 0 | 0 | 0.0 | 0 | 0 | 0 | 0 | 0.0 | 0 | 0 |
| CHI 9/14 | L | 1/0 | 3 | 41 | 13.7 | 22 | 0 | 0 | 0 | 0.0 | 0 | 0 |
| @ARI 9/21 | L | 1/1 | 1 | 23 | 23.0 | 23 | 0 | 0 | 0 | 0.0 | 0 | 0 |
| PHL 9/28 | W | 1/0 | 1 | 10 | 10.0 | 10 | 0 | 0 | 0 | 0.0 | 0 | 0 |
| KC 10/5 | W | 1/0 | 2 | 16 | 8.0 | 10 | 0 | 0 | 0 | 0.0 | 0 | 0 |
| @STL 10/13 | W | 1/0 | 0 | 0 | 0.0 | 0 | 0 | 0 | 0 | 0.0 | 0 | 0 |
| @DEN 10/19 | L | 1/0 | 1 | 9 | 9.0 | 9 | 0 | 0 | 0 | 0.0 | 0 | 0 |
| STL 11/2 | L | 1/0 | 1 | 6 | 6.0 | 6 | 0 | 0 | 0 | 0.0 | 0 | 0 |
| @NO 11/9 | W | 1/0 | 0 | 0 | 0.0 | 0 | 0 | 0 | 0 | 0.0 | 0 | 0 |
| @NYG 11/16 | W | 1/0 | 0 | 0 | 0.0 | 0 | 0 | 0 | 0 | 0.0 | 0 | 0 |
| WAS 11/23 | W | 0/0 | 0 | 0 | 0.0 | 0 | 0 | 0 | 0 | 0.0 | 0 | 0 |
| SEA 11/27 | L | 0/0 | | | | Practice Squad | | | | | | |
| @OAK 12/07 | L | 0/0 | | | | Practice Squad | | | | | | |
| @SEA 12/14 | L | 0/0 | | | | Practice Squad | | | | | | |
| SD 12/20 | L | 0/0 | | | | Practice Squad | | | | | | |
| ARI 12/28 | W | 0/0 | | | | Practice Squad | | | | | | |
| TOTALS | 8-8 | 2/0 | 9 | 105 | 11.7 | 23 | 0 | 0 | 0 | 0.0 | 0 | 0 |

2013 SAN FRANCISCO 49ERS


| Game | W/L | P/S | Receiving | | | | | Rushing | | | | |
|---------------|-------------|------------|-----------|----------|------------|----------------|----------|----------|----------|------------|----------|----------|
| | | | No | Yds | Avg | Lg | TD | Att | Yds | Avg | Lg | TD |
| GB 9/8 | W | 0/0 | | | | Practice Squad | | | | | | |
| @SEA 9/15 | L | 0/0 | | | | Practice Squad | | | | | | |
| IND 9/22 | L | 0/0 | | | | Practice Squad | | | | | | |
| @STL 9/26 | W | 0/0 | | | | Practice Squad | | | | | | |
| HOU 10/6 | W | 0/0 | | | | Practice Squad | | | | | | |
| ARI 10/13 | W | 0/0 | | | | Practice Squad | | | | | | |
| @TEN 10/20 | W | 0/0 | | | | Practice Squad | | | | | | |
| @JAX 10/27 | W | 0/0 | | | | Practice Squad | | | | | | |
| CAR 11/10 | L | 0/0 | | | | Practice Squad | | | | | | |
| @NO 11/17 | L | 1/0 | 0 | 0 | 0.0 | 0 | 0 | 0 | 0 | 0.0 | 0 | 0 |
| @WAS 11/25 | W | 1/0 | 0 | 0 | 0.0 | 0 | 0 | 0 | 0 | 0.0 | 0 | 0 |
| STL 12/1 | W | 1/0 | 0 | 0 | 0.0 | 0 | 0 | 0 | 0 | 0.0 | 0 | 0 |
| SEA 12/8 | W | 1/0 | 0 | 0 | 0.0 | 0 | 0 | 0 | 0 | 0.0 | 0 | 0 |
| @TB 12/15 | W | 1/0 | 0 | 0 | 0.0 | 0 | 0 | 0 | 0 | 0.0 | 0 | 0 |
| ATL 12/23 | W | 0/0 | | | | Practice Squad | | | | | | |
| @ARI 12/29 | W | 0/0 | | | | Practice Squad | | | | | | |
| TOTALS | 12-4 | 5/0 | 0 | 0 | 0.0 | 0 | 0 | 0 | 0 | 0.0 | 0 | 0 |



10 | PHAROH COOPER

Position: Wide Receiver
Ht./Wt.: 5-11/207
Birth Date: 3/7/95
College: South Carolina
Hometown: Havelock, N.C.
Experience: 2nd year (2nd Rams)
Acquired: D4B-2016 (117th)

Career GP/GS (Playoffs): 11/3 (0/0)



TRANSACTIONS: Selected by Los Angeles in the fourth round (117th overall) of the 2016 NFL Draft (4/30/16).

2017 SEASON: Week 1 vs. Indianapolis (9/10): Saw action on offense and special teams...returned one kickoff 35 yards.

2016 SEASON: Played in 10 games, started three...hauled in 14 passes for 106 yards...also returned five punts and amassed 323 kickoff return yards...**vs. Buffalo (10/9):** Made his NFL debut...played on offense and special teams...returned one kickoff for 23 yards...**at New England (12/4):** Started his first career game at wide receiver...caught one pass for eight yards...also added eight yards on four punt returns...**vs. Atlanta (12/11):** Caught three passes for 22 yards, with a then-career-long 19-yard reception coming in the fourth quarter...**at Seattle (12/15):** Started his second career game at wide receiver...tied his then career-high for the second straight week with three receptions for 21 yards...returned five kickoffs for 98 yards, both then-career-highs...**vs. San Francisco (12/24):** Returned four kickoffs for a career-high 129 yards, including a career-long of 51 yards...**vs. Arizona (1/1):** Started at wide receiver...set career-highs with four receptions for 36 yards. his four catches were tied for the team lead.

COLLEGE: Played in 36 games with 25 starts...earned 2015 first-team All-SEC Wide Receiver (AP and Coaches), 2015 first-team All-SEC All-Purpose Back (Coaches), 2015 second-team All-SEC All-Purpose Back (AP)...hauled in 66 receptions for 973 yards...ranked second in the SEC with 81.1 receiving yards and fifth with 5.5 catches per game...caught 35 percent of the team's passes for 39 percent of the yards thrown...led the team with eight receiving touchdowns and with nine touchdowns overall...had five 100-yard receiving games in 2015...in 2014, earned first-team All-SEC Wide Receiver (AP and Coaches), 2014 Second-team All-SEC All-Purpose Back (AP and Coaches)...ranked third in the SEC in receptions (69), second in receiving yards (1,136) and receiving yards per game (87.4), fourth in receptions per game (5.3) and ninth in all-purpose yards/game (108.5)... named to the SEC Fall Academic Honor Roll...as a true freshman in 2013, earned a spot on the Freshman All-SEC squad as both an all-purpose back and return specialist...finished third on the squad with 655 all-purpose yards...also completed 2-of-3 passes for 29 yards and a touchdown...moved from cornerback to wide receiver a week into fall camp.

PERSONAL: Attended Havelock (N.C.) High School...went to back-to-back 3A state titles...Rams went 15-1 during his senior season and a perfect 16-0 during his junior campaign...played at quarterback, running back, receiver and was the primary return man on punts and kickoffs in the Shrine game...finished with 253 total yards including a 45-yard touchdown run, earned offensive MVP honors for the North Carolina squad...as a junior, rushed for 300 yards and caught 65 passes for 1,285 yards and 14 scores...registered 58 tackles with six interceptions...has a degree in sport and entertainment management.

PHAROH COOPER NFL STATISTICS

| REGULAR SEASON | | | | | | | | | | | | |
|----------------|------|-------------|-----------|------------|------------|-----------|----------|----------|----------|------------|----------|----------|
| Year | Team | G/S | Receiving | | | | | Rushing | | | | |
| | | | No | Yds | Avg | Lg | TD | Att | Yds | Avg | Lg | TD |
| 2016 | RAMS | 10/3 | 14 | 106 | 7.0 | 23 | 0 | 0 | 0 | 0.0 | 0 | 0 |
| 2017 | RAMS | 1/0 | 0 | 0 | 0.0 | 0 | 0 | 0 | 0 | 0.0 | 0 | 0 |
| TOTALS | | 11/3 | 14 | 106 | 7.0 | 23 | 0 | 0 | 0 | 0.0 | 0 | 0 |

| Year | Team | Punt Returns | | | | | Kickoff Returns | | | | |
|---------------|------|--------------|----------|------------|----------|----------|-----------------|------------|-------------|-----------|----------|
| | | No | Yds | Avg | Lg | TD | Att | Yds | Avg | Lg | TD |
| 2016 | RAMS | 5 | 5 | 1.0 | 6 | 0 | 14 | 323 | 23.1 | 51 | 0 |
| 2017 | RAMS | 0 | 0 | 0.0 | 0 | 0 | 1 | 35 | 35.0 | 35 | 0 |
| TOTALS | | 5 | 5 | 1.0 | 6 | 0 | 15 | 358 | 23.9 | 51 | 0 |

PHAROH COOPER GAME-BY-GAME STATISTICS

| 2017 LOS ANGELES RAMS | | | | | | | | | | | | | | | | | | | | | | | | |
|-----------------------|-----|-----|-----------|-----|-----|----|----|---------|-----|-----|----|----|---------|----|-----|----|----|-----|-----|----|------|------|----|---|
| Game | W/L | G/S | Receiving | | | | TD | Rushing | | | | TD | Returns | | | | KR | YDS | AVG | LG | TD | | | |
| | | | No | Yds | Avg | Lg | | Att | Yds | Avg | Lg | | PR | FC | YDS | LG | | | | | | TD | | |
| IND 9/10 | W | 1/0 | 0 | 0 | 0.0 | 0 | 0 | 0 | 0.0 | 0 | 0 | 0 | 0 | 0 | 0 | 0 | 0 | 0 | 0 | 1 | 35 | 35.0 | 35 | 0 |
| WAS 9/17 | | 0/0 | 0 | 0 | 0.0 | 0 | 0 | 0 | 0.0 | 0 | 0 | 0 | 0 | 0 | 0 | 0 | 0 | 0 | 0 | 0 | 0 | 0 | 0 | 0 |
| @SF 9/21 | | 0/0 | 0 | 0 | 0.0 | 0 | 0 | 0 | 0.0 | 0 | 0 | 0 | 0 | 0 | 0 | 0 | 0 | 0 | 0 | 0 | 0 | 0 | 0 | 0 |
| @DAL 10/1 | | 0/0 | 0 | 0 | 0.0 | 0 | 0 | 0 | 0.0 | 0 | 0 | 0 | 0 | 0 | 0 | 0 | 0 | 0 | 0 | 0 | 0 | 0 | 0 | 0 |
| SEA 10/8 | | 0/0 | 0 | 0 | 0.0 | 0 | 0 | 0 | 0.0 | 0 | 0 | 0 | 0 | 0 | 0 | 0 | 0 | 0 | 0 | 0 | 0 | 0 | 0 | 0 |
| @JAC 10/15 | | 0/0 | 0 | 0 | 0.0 | 0 | 0 | 0 | 0.0 | 0 | 0 | 0 | 0 | 0 | 0 | 0 | 0 | 0 | 0 | 0 | 0 | 0 | 0 | 0 |
| ARI 10/22 | | 0/0 | 0 | 0 | 0.0 | 0 | 0 | 0 | 0.0 | 0 | 0 | 0 | 0 | 0 | 0 | 0 | 0 | 0 | 0 | 0 | 0 | 0 | 0 | 0 |
| @NYG 11/5 | | 0/0 | 0 | 0 | 0.0 | 0 | 0 | 0 | 0.0 | 0 | 0 | 0 | 0 | 0 | 0 | 0 | 0 | 0 | 0 | 0 | 0 | 0 | 0 | 0 |
| HOU 11/12 | | 0/0 | 0 | 0 | 0.0 | 0 | 0 | 0 | 0.0 | 0 | 0 | 0 | 0 | 0 | 0 | 0 | 0 | 0 | 0 | 0 | 0 | 0 | 0 | 0 |
| @MIN 11/19 | | 0/0 | 0 | 0 | 0.0 | 0 | 0 | 0 | 0.0 | 0 | 0 | 0 | 0 | 0 | 0 | 0 | 0 | 0 | 0 | 0 | 0 | 0 | 0 | 0 |
| NO 11/26 | | 0/0 | 0 | 0 | 0.0 | 0 | 0 | 0 | 0.0 | 0 | 0 | 0 | 0 | 0 | 0 | 0 | 0 | 0 | 0 | 0 | 0 | 0 | 0 | 0 |
| @ARI 12/2 | | 0/0 | 0 | 0 | 0.0 | 0 | 0 | 0 | 0.0 | 0 | 0 | 0 | 0 | 0 | 0 | 0 | 0 | 0 | 0 | 0 | 0 | 0 | 0 | 0 |
| PHI 12/10 | | 0/0 | 0 | 0 | 0.0 | 0 | 0 | 0 | 0.0 | 0 | 0 | 0 | 0 | 0 | 0 | 0 | 0 | 0 | 0 | 0 | 0 | 0 | 0 | 0 |
| @SEA 12/17 | | 0/0 | 0 | 0 | 0.0 | 0 | 0 | 0 | 0.0 | 0 | 0 | 0 | 0 | 0 | 0 | 0 | 0 | 0 | 0 | 0 | 0 | 0 | 0 | 0 |
| @TEN 12/24 | | 0/0 | 0 | 0 | 0.0 | 0 | 0 | 0 | 0.0 | 0 | 0 | 0 | 0 | 0 | 0 | 0 | 0 | 0 | 0 | 0 | 0 | 0 | 0 | 0 |
| SF 12/3 | | 0/0 | 0 | 0 | 0.0 | 0 | 0 | 0 | 0.0 | 0 | 0 | 0 | 0 | 0 | 0 | 0 | 0 | 0 | 0 | 0 | 0 | 0 | 0 | 0 |
| TOTALS | 1/0 | 1/0 | 0 | 0 | 0.0 | 0 | 0 | 0 | 0.0 | 0 | 0 | 0 | 0 | 0 | 0 | 0 | 0 | 0 | 1 | 35 | 35.0 | 35 | 0 | |

| 2016 LOS ANGELES RAMS | | | | | | | | | | | | | | | | | | | | | | | | |
|-----------------------|------|------|-----------|-----|------|----|----|---------|-----|-----|----|----------|---------|----|-----|----|----|-----|------|------|------|----|---|---|
| Game | W/L | G/S | Receiving | | | | TD | Rushing | | | | TD | Returns | | | | KR | YDS | AVG | LG | TD | | | |
| | | | No | Yds | Avg | Lg | | Att | Yds | Avg | Lg | | PR | FC | YDS | LG | | | | | | TD | | |
| @SF 9/12 | L | | | | | | | | | | | Inactive | | | | | | | | | | | | |
| SEA 9/18 | W | | | | | | | | | | | Inactive | | | | | | | | | | | | |
| @TB 9/25 | W | | | | | | | | | | | Inactive | | | | | | | | | | | | |
| @ARI 10/2 | W | | | | | | | | | | | Inactive | | | | | | | | | | | | |
| BUF 10/9 | L | 1/0 | 0 | 0 | 0.0 | 0 | 0 | 0 | 0.0 | 0 | 0 | 0 | 0 | 0 | 0 | 0 | 0 | 0 | 1 | 23 | 23.0 | 23 | 0 | 0 |
| @DET 10/16 | L | | | | | | | | | | | Inactive | | | | | | | | | | | | |
| NYG 10/23 | L | | | | | | | | | | | Inactive | | | | | | | | | | | | |
| CAR 11/6 | L | 1/0 | 1 | 3 | 3.0 | 3 | 0 | 0 | 0.0 | 0 | 0 | 0 | 0 | 0 | 0 | 0 | 0 | 0 | 0 | 0 | 0 | 0 | 0 | 0 |
| @NYJ 11/13 | W | 1/0 | 1 | 6 | 6.0 | 6 | 0 | 0 | 0.0 | 0 | 0 | 0 | 2 | 0 | 0 | 0 | 0 | 0 | 0 | 0 | 0 | 0 | 0 | 0 |
| MIA 11/20 | L | 1/0 | 1 | 10 | 10.0 | 10 | 0 | 0 | 0.0 | 0 | 0 | 0 | 1 | 0 | -3 | -3 | 0 | 0 | 0 | 0 | 0 | 0 | 0 | 0 |
| @NO 11/27 | L | 1/0 | 0 | 0 | 0.0 | 0 | 0 | 0 | 0.0 | 0 | 0 | 0 | 0 | 0 | 0 | 0 | 0 | 0 | 0 | 0 | 0 | 0 | 0 | 0 |
| @NE 12/4 | L | 1/1 | 1 | 8 | 8.0 | 8 | 0 | 0 | 0.0 | 0 | 0 | 0 | 4 | 1 | 8 | 6 | 0 | 0 | 0 | 0 | 0 | 0 | 0 | 0 |
| ATL 12/11 | L | 1/0 | 3 | 22 | 7.3 | 19 | 0 | 0 | 0.0 | 0 | 0 | 0 | 0 | 0 | 0 | 0 | 0 | 0 | 0 | 0 | 0 | 0 | 0 | 0 |
| @SEA 12/15 | L | 1/1 | 3 | 21 | 7.0 | 13 | 0 | 0 | 0.0 | 0 | 0 | 0 | 0 | 0 | 0 | 0 | 0 | 0 | 5 | 98 | 19.6 | 24 | 0 | |
| SF 12/24 | L | 1/0 | 0 | 0 | 0.0 | 0 | 0 | 0 | 0.0 | 0 | 0 | 0 | 0 | 0 | 0 | 0 | 0 | 0 | 4 | 129 | 32.3 | 51 | 0 | |
| ARI 1/1/17 | L | 1/1 | 4 | 36 | 9.0 | 23 | 0 | 0 | 0.0 | 0 | 0 | 0 | 0 | 0 | 0 | 0 | 0 | 4 | 73 | 18.3 | 29 | 0 | 0 | |
| TOTALS | 4-12 | 10/3 | 14 | 106 | 7.6 | 23 | 0 | 0 | 0.0 | 0 | 0 | 5 | 3 | 5 | 5 | 0 | 14 | 323 | 23.1 | 51 | 0 | 0 | 0 | 0 |



38 | CODY DAVIS

| | |
|-------------|---------------------|
| Position: | Safety |
| Ht./Wt.: | 6-1/203 |
| Birth Date: | 6/6/89 |
| College: | Texas Tech |
| Hometown: | Stephenville, Texas |
| Experience: | 5th year (5th Rams) |
| Acquired: | FA-2013 |

Career GP/GS (Playoffs): 59/4 (0/0)



TRANSACTIONS: Re-signed with the Rams (3/9/16)...signed to the Rams' active roster (9/27/13)...spent the first four weeks of the season on the Rams' practice squad...signed with the Rams as an undrafted rookie free agent (4/29/13).

PRO: Fourth-year pro has played in 59 games with four starts as a Ram...serves as a key special teams contributor...garnered 16 special teams tackles in his first two seasons.

2017 SEASON: Week 1 vs. Indianapolis (9/10): Played on defense and special teams...made one assisted tackle.

2016 SEASON: Played in 15 games and started four...compiled a career-high 20 tackles (nine solo)...added his first career interception...also had eight special teams tackles...**at Tampa Bay (9/25):** Started at defensive back for his first career NFL start...registered one tackle while also playing on special teams, recording one special teams tackle...**at Arizona (10/2):** Played on defense and special teams...registered two tackles and one pass defended in addition to one special teams tackle...**vs. Carolina (11/6):** Recorded one tackle...returned a kickoff 15 yards on a reverse from RB Benny Cunningham in the first quarter...**at Seattle (12/15):** Started at free safety...recorded a season-high six tackles (one solo), added one pass defended...**Week 16 vs. San Francisco (12/24):** Started at free safety...recorded two solo tackles...picked off QB Colin Kaepernick for his first career interception, returning it 29 yards...added two passes defended.

2015 SEASON: Played in 16 games...registered 10 special teams tackles...**at Baltimore (11/22):** Saw action on special teams...notched two tackles...**vs. Chicago (11/15):** Saw action on special teams...tallied three tackles...**at Green Bay (10/11):** Saw action on special teams...made one tackle...caught a 20-yard pass from P Johnny Hekker on a fake punt conversion, his first reception of his NFL career.

2014 SEASON: Saw action in 15 games on defense and special teams, registered three tackles (two solo) and 10 special teams tackles...**vs. Minnesota (9/7):** Saw action on defense and special teams...recorded one tackle (one solo)...**vs. Dallas (9/21):** Saw action on defense and special teams...recorded one tackle...recovered a RB DeMarco Murray fumble in the first quarter that led to a Rams scoring drive...**vs. Oakland (11/30):** Saw action on special teams...tallied three tackles.

at Seattle (12/28): Saw action on special teams...notched two tackles

2013 SEASON: Signed to the Rams' active roster (9/27)...finished the season with six special teams tackles...**at Indianapolis (11/10):** Saw action on special teams...tallied two tackles...**at San Francisco (12/1):** Saw action on special teams...made one tackle...**at Arizona (12/8):** Saw action on special teams...registered two special teams tackles.

COLLEGE: Capital One Academic All-America (first team)...Phil Steele All-Big 12 (second team)... All-Big 12 (second team)... All-Big 12 Defensive Player of the Year (honorable mention)...All-Big 12 Scholar-Athlete of the Year (honorable mention)... Academic All-Big 12 (first team)...ranked second in Big 12 in solo tackles (84) as a senior and eighth in the conference in total tackles (101)...ranks eighth in school history in career tackles (362)...led the team with 101 tackles (84 solo) as a senior...started 49 games, including 22 consecutive starts at safety...Academic All-Big 12 (first team) as a junior... All-Big 12 (honorable mention) as a sophomore...Phil Steele Freshman All-America (first team).

PERSONAL: Attended Stephenville High School in Stephenville, Texas...an extremely productive high school player, he helped lead Stephenville to a combined 33-5 record during his three years as a starter in the defensive backfield...majored in management information systems...participated in numerous community events, including Holiday Mail for Heroes, Love Light, Komen Race for the Cure, Play 60 Field Day, and Defensive Line Paintball Tournament to benefit St. Patrick Center...he is married to Ashley and they have one son, Kane.



33 | JUSTIN DAVIS

Position: Running Back
Ht./Wt.: 6-1/198
Birth Date: 11/11/95
College: USC
Hometown: Stockton, Calif.
Experience: Rookie
Acquired: UDFA-2017

Career GP/GS (Playoffs): 1/0 (0/0)



TRANSACTIONS: Signed by the Rams as an undrafted rookie free agent (5/12/17).

2017 SEASON: Week 1 vs. Indianapolis (9/10): Saw action on offense and special teams...rushed one time for one yard.

COLLEGE: Earned 15 career starts in 43 career games played...amassed 2,465 yards on 461 carries (5.3 avg.) with 19 touchdowns, plus 46 receptions for 400 yards (8.7 avg) with 2 touchdowns and 7 kickoff returns for 211 yards (19.2 avg.) in his career...his 2,465 career rushing yards is 12th on USC's all-time list...recorded five 100-yard rushing games in his collegiate career...as a senior in 2016, started the first six games at tailback but an injury in the sixth game (Colorado) sidelined him for the next three games...appeared in 10 games as a senior, recording 607 yards on 110 carries (5.5 avg.) with 2 touchdowns and 14 receptions for 112 yards (8.0 avg.)...won USC's 2016 Trojan Commitment Award and Lifter of the Year Award...was invited to the 2017 East-West Shrine Game...In 2015, started the last eight games at tailback as a junior...appeared in 13 games...ran for 902 yards on 169 carries (5.3 avg.) with 7 touchdowns, caught 18 passes for 189 yards (10.5 avg.) and had 11 kickoff returns for 211 yards (19.2 avg.)...earned 2015 All-Pac-12 honorable mention and Phil Steele All-Pac-12 third team...toted the rock 129 time for 595 yards (4.6 avg.) as a sophomore in 2014...added four rushing touchdowns, plus 13 receptions for 92 yards (7.1 avg.) with two touchdowns through the air...saw action in all 13 games...enrolled at USC as a freshman in the spring of 2013 after graduating a semester early from high school...made an immediate impression as a backup tailback as a first-year freshman in 2013 before suffering a season-ending injury...appeared in the first seven games, rushing for 361 yards on 53 carries (6.8 avg.) with six touchdowns.

PERSONAL: Was a social sciences (economics) major at USC...born in Stockton, Calif...also ran track at Lincoln HS, with bests of 11.09 in the 100 meters, 22.76 in the 200 meters and 19-10 long jump.

JUSTIN DAVIS NFL STATISTICS

| Year | Team | G/S | REGULAR SEASON | | | | | | | Rushing | | | | |
|---------------|------|------------|----------------|----------|------------|----------|----------|----------|----------|----------|------------|----------|----------|--|
| | | | Receiving | | | | Rushing | | | Rushing | | | | |
| | | | No | Yds | Avg | Lg | TD | Att | Yds | Avg | Lg | TD | | |
| 2017 | RAMS | 1/0 | 0 | 0 | 0.0 | 0 | 0 | 0 | 1 | 1 | 1.0 | 1 | 0 | |
| TOTALS | | 1/0 | 0 | 0 | 0.0 | 0 | 0 | 0 | 1 | 1 | 1.0 | 1 | 0 | |

JUSTIN DAVIS GAME-BY-GAME STATISTICS

| 2017 LOS ANGELES RAMS | | | | | | | | | | | | | |
|-----------------------|-----|-----------|----|-----|-----|----|---------|-----|-----|-----|----|----|--|
| Game | W/L | Receiving | | | | | Rushing | | | | | | |
| | | P/S | No | Yds | Avg | Lg | TD | Att | Yds | Avg | Lg | TD | |
| IND 9/10 | W | 1/0 | 0 | 0 | 0.0 | 0 | 0 | 1 | 1 | 1.0 | 1 | 0 | |
| WAS 9/17 | | 0/0 | 0 | 0 | 0.0 | 0 | 0 | 0 | 0 | 0.0 | 0 | 0 | |
| @SF 9/21 | | 0/0 | 0 | 0 | 0.0 | 0 | 0 | 0 | 0 | 0.0 | 0 | 0 | |
| @DAL 10/1 | | 0/0 | 0 | 0 | 0.0 | 0 | 0 | 0 | 0 | 0.0 | 0 | 0 | |
| SEA 10/8 | | 0/0 | 0 | 0 | 0.0 | 0 | 0 | 0 | 0 | 0.0 | 0 | 0 | |
| @JAC 10/15 | | 0/0 | 0 | 0 | 0.0 | 0 | 0 | 0 | 0 | 0.0 | 0 | 0 | |
| ARI 10/22 | | 0/0 | 0 | 0 | 0.0 | 0 | 0 | 0 | 0 | 0.0 | 0 | 0 | |
| @NYG 11/5 | | 0/0 | 0 | 0 | 0.0 | 0 | 0 | 0 | 0 | 0.0 | 0 | 0 | |
| HOU 11/12 | | 0/0 | 0 | 0 | 0.0 | 0 | 0 | 0 | 0 | 0.0 | 0 | 0 | |
| @MIN 11/19 | | 0/0 | 0 | 0 | 0.0 | 0 | 0 | 0 | 0 | 0.0 | 0 | 0 | |
| NO 11/26 | | 0/0 | 0 | 0 | 0.0 | 0 | 0 | 0 | 0 | 0.0 | 0 | 0 | |
| @ARI 12/2 | | 0/0 | 0 | 0 | 0.0 | 0 | 0 | 0 | 0 | 0.0 | 0 | 0 | |
| PHI 12/10 | | 0/0 | 0 | 0 | 0.0 | 0 | 0 | 0 | 0 | 0.0 | 0 | 0 | |
| @SEA 12/17 | | 0/0 | 0 | 0 | 0.0 | 0 | 0 | 0 | 0 | 0.0 | 0 | 0 | |
| @TEN 12/24 | | 0/0 | 0 | 0 | 0.0 | 0 | 0 | 0 | 0 | 0.0 | 0 | 0 | |
| SF 12/31 | | 0/0 | 0 | 0 | 0.0 | 0 | 0 | 0 | 0 | 0.0 | 0 | 0 | |
| TOTALS | 1/0 | 1/0 | 0 | 0 | 0.0 | 0 | 0 | 1 | 1 | 1.0 | 1 | 0 | |



99 | AARON DONALD

| | |
|-------------|---------------------|
| Position: | Defensive Tackle |
| Ht./Wt.: | 6-1/280 |
| Birth Date: | 5/23/91 |
| College: | Pittsburgh |
| Hometown: | Pittsburgh, Pa. |
| Experience: | 4th year (4th Rams) |
| Acquired: | D1B-2014 (13th) |

Career GP/GS (Playoffs): 48/44 (0/0)



TRANSACTIONS: Selected by the Rams in the first round (13th overall) of the 2014 NFL Draft (5/8/14).

PRO: Started 44-of-48 career games on the defensive line...collected 219 career tackles (152 solo), including 28 sacks and five forced fumbles...recipient of the club's Daniel F. Reeves Memorial Award as the Rams' Most Valuable Player in 2016...named to three consecutive Pro Bowls in his first three seasons (2015-17)...became the third Rams defensive tackle to be selected to three or more consecutive Pro Bowls...

...appeared in 48 games and started 44...in 2016, led the Rams with 8.0 sacks and finished second among Rams defensive linemen with 62 tackles...in 2015, notched 11.0 sacks which led the NFL at the defensive tackle position...also had a team-high 49 quarterback pressures and 29 hits on the quarterback...in 2014, posted 9.0 sacks, which led all rookies and are the most ever by a Rams' rookie...was first Rams' rookie selected to the Pro Bowl since RB Jerome Bettis in 1993.



Donald earned NFL All-Pro Honors in 2015 and 2016

2017 SEASON: Week 1 vs. Indianapolis (9/10): Roster exemption.

2016 SEASON: Named to his third-consecutive Pro Bowl after starting all 16 games...was the recipient of the club's Daniel F. Reeves Memorial Award as the Rams' Most Valuable Player...one of two defensive captains, as voted on by his teammates...finished the season with 62 tackles and 8.0 sacks...had career-highs in passes defended (six) and forced fumbles (two)...**vs. Seattle (9/18):** Recorded five total tackles (four solo)...compiled three quarterback pressures and four quarterback hits...**at Arizona (10/2):** Registered five tackles (three solo)...registered his first sack of the season and added a forced fumble on the play...also split a sack with DE Eugene Sims...named NFC Defensive Player of the Week...**at Detroit (10/16):** Registered two tackles (three solo)...notched one sack for five yards, moved into the top-15 in Rams history with his 23rd career sack...added four quarterback pressures and two quarterback hits on the day...**vs. Carolina (11/6):** Registered two total tackles...added a season-high two sacks for a loss of 19 yards...pressured Panthers QB Cam Newton six times...led all defensive tackles in sacks through nine weeks...**at New Orleans (11/27):** Notched three solo tackles (three solo)...added one sack for a loss of eight yards, while forcing a QB Drew Brees fumble...also recorded three quarterback pressures and one quarterback hit...**vs. Atlanta (12/11):** Registered three tackles (two solo)...sacked QB Matt Ryan for a loss of six yards...added one quarterback hit and one quarterback pressure...**vs. San Francisco (12/24):** Notched a season-high seven tackles (six solo)...sacked QB Colin Kaepernick for a loss of three yards...added a season-high six quarterback pressures and three quarterback hits.

Donald earned NFC Defensive Player of the Week honors at Arizona (10/2/16)

...**at Seattle (12/27):** Recorded seven tackles (four solo)...also registered nine quarterback pressures and three hits on the quarterback...**vs. Tampa Bay (12/17):** Started at defensive tackle...recorded six tackles (four solo)...also had two quarterback pressures and three hits...**vs. Detroit (12/13):** Notched a career-high 3.0 sacks on QB Matt Stafford...marked his third career multi-sack game, and first 3.0 sack game...also registered two solo tackles and three quarterback hits...**vs. Arizona (12/6):** Sacked Arizona QB Carson Palmer...also had seven tackles (six solo), two quarterback pressures and five quarterback hits...**at Baltimore (11/22):** Sacked Ravens QB Joe Flacco for a seven yard loss...registered 10 tackles (eight solo), five quarterback pressures and one hit on the quarterback...**vs. Chicago (11/15):** Split a sack with DE Williams Hayes on Bears QB Jay Cutler for a nine yard loss...added a solo sack on Cutler marked his second career multi-sack game...also notched five tackles (four solo) and one quarterback hit and pressure...**vs. Cleveland (10/25):** Compiled 1.0 sack, two solo tackles, three quarterback hits and two forced fumbles...**vs. Pittsburgh (9/27):** Sacked Steelers QB Ben Roethlisberger for an 8-yard loss...registered six tackles (four solo)...**at Washington (9/20):** Split a sack on QB Kirk Cousins with DE Chris Long...tallied five tackles (four tackles)...**vs. Seattle (9/13):** Sacked QB Russell Wilson two times to bump his career sack total to 11...marked his first multi-sack game of his career...added 11 tackles to establish a new career-high...earned NFC Defensive Player of the Week honors.

2015 SEASON: Started 16 games at defensive tackle...earned second consecutive Pro Bowl berth...notched 11.0 sacks to set a new single season-high and earn the team lead in the category...the mark also led the NFL at the defensive tackle position...also had a team-high 49 quarterback pressures and 29 hits on the quarterback...recorded a personal-best 85 tackles on the season (60 solo)...voted Rams' MVP by teammates...**at Seattle (12/27):** Recorded seven tackles (four solo)...also registered nine quarterback pressures and three hits on the quarterback...**vs. Tampa Bay (12/17):** Started at defensive tackle...recorded six tackles (four solo)...also had two quarterback pressures and three hits...**vs. Detroit (12/13):** Notched a career-high 3.0 sacks on QB Matt Stafford...marked his third career multi-sack game, and first 3.0 sack game...also registered two solo tackles and three quarterback hits...**vs. Arizona (12/6):** Sacked Arizona QB Carson Palmer...also had seven tackles (six solo), two quarterback pressures and five quarterback hits...**at Baltimore (11/22):** Sacked Ravens QB Joe Flacco for a seven yard loss...registered 10 tackles (eight solo), five quarterback pressures and one hit on the quarterback...**vs. Chicago (11/15):** Split a sack with DE Williams Hayes on Bears QB Jay Cutler for a nine yard loss...added a solo sack on Cutler marked his second career multi-sack game...also notched five tackles (four solo) and one quarterback hit and pressure...**vs. Cleveland (10/25):** Compiled 1.0 sack, two solo tackles, three quarterback hits and two forced fumbles...**vs. Pittsburgh (9/27):** Sacked Steelers QB Ben Roethlisberger for an 8-yard loss...registered six tackles (four solo)...**at Washington (9/20):** Split a sack on QB Kirk Cousins with DE Chris Long...tallied five tackles (four tackles)...**vs. Seattle (9/13):** Sacked QB Russell Wilson two times to bump his career sack total to 11...marked his first multi-sack game of his career...added 11 tackles to establish a new career-high...earned NFC Defensive Player of the Week honors.

2014 SEASON: Finished the season with 72 tackles (49 solo), 9.0 sacks and 38 quarterback pressures...from weeks 10-15, he had a sack in five straight games...also posted a team-high 17 tackles for loss on the season and coaches credited him with 32 quarterback pressures and 12 quarterback hits...his 9.0 sacks are the most ever by a Rams rookie regardless of position...
vs. Minnesota (9/7): Made his NFL debut...recorded six tackles (five solo)...**at Tampa Bay (9/14):** Saw action on defense and special teams...recorded six tackles (five solo)...recorded his first career sack...**vs. San Francisco (10/13):** Made his first career start at defensive tackle...tallied seven tackles (five solo)...**vs. Seattle (10/16):** Started at defensive tackle...notched six solo tackles and 1.0 sack...**at Kansas City (10/26):** Started at defensive tackle...tallied three solo tackles and one forced fumble...
at San Francisco (11/2): Started at defensive tackle...registered one solo tackle and 1.0 sack...**vs. Denver (11/16):** Started at defensive tackle...registered two solo tackles and 1.0 sack...**at San Diego (11/23):** Started at defensive tackle...notched seven tackles (four solo) and 1.0 sack...**vs. Oakland (11/30):** Started at defensive tackle...tallied five tackles (three solo) and 1.0 sack...
at Washington (12/7): Started at defensive tackle...notched five tackles (two solo) and 1.0 sack...**vs. Arizona (12/11):** Recorded his 10th career start at defensive tackle...registered six tackles (two solo) and 1.0 sack...**at Seattle (12/28):** Started at defensive tackle...posted seven tackles (four solo) and 1.0 sack...led all rookies with 9.0 sacks.

COLLEGE: Recipient of the Bronko Nagurski Trophy (nation's most outstanding defensive player), Chuck Bednarik (defensive player of the year), Outland Trophy (nation's best offensive or defensive interior lineman) and Rotary Lombardi Award (nation's most outstanding lineman or linebacker)...also named Athlon Sports National Defensive Player of the Year, CBSSports.com National Defensive Player of the Year and Lindy's Sports National Defensive Player of the Year...named All-American first-team by The NFL Draft Report, American Football Coaches Association, Associated Press, Athlon Sports, ESPN.com, Football Writers Association of America, Lindy's Sports, SI.com, Sporting News, USA Today and Walter Camp Football Foundation...was also the recipient of the Atlantic Coast Conference Defensive Player of the Year Award by the league's coaches, media and Athlon Sports...added All-ACC first-team honors...earned unanimous first-team All-American status, he became the first Pitt defensive player to accomplish that feat since legendary defensive end Hugh Green in 1980...started 30-of-51 games at Pittsburgh - 25 at strong-side defensive tackle and five at strong-side defensive end...recorded 181 tackles (115 solos) with 29.5 sacks for minus 200 yards, 66.0 stops for losses totaling 315 yards, 43 quarterback pressures, 11 pass deflections and six forced fumbles...ranks fourth in NCAA FBS history with his 66.0 tackles-for-loss...his 29.5 sacks and 28 solo sacks both ranked third among active players, as his lost yardage via sacks (200) placed fourth...his 66 tackles-for-loss are the most by a Panther since the NCAA began recognizing that category in 1999... in 2013, earned Player of the Week honors for his performance vs. Virginia from the Bednarik Award and Athlon Sports...received National Player of the Week from the Bednarik Award vs. Georgia Tech and was also named ACC Player of the Week for that effort...closed out the regular schedule with Lott IMPACT Player of the Week and Walter Camp National Defensive Player of the Week recognition for the Syracuse clash...in 2012, earned third-team All-American honors from The NFL Draft Report after he led the team with 5.5 sacks for minus 36 yards, 18.5 stops for losses of 78 yards and eleven quarterback pressures...in 2011, received All-Big East Conference second-team honors from the league's coaches...played in all thirteen games as a reserve defensive tackle in 2010.

PERSONAL: Attended Penn Hills (Pa.) High School, playing football for head coach Ron Graham...regarded as one of the most dominating defensive linemen in Western Pennsylvania Interscholastic Athletic League Class AAAA ranks...selected first team All-State Class AAAA by the Pennsylvania Sports Writers Association each of his final two seasons...The Pennsylvania Football News All-Class AAAA, Pittsburgh Post-Gazette WPIAL Class AAAA Player of the Year, Pittsburgh Post-Gazette "Fabulous 22" and Pittsburgh Tribune-Review "Terrific 25" choice compiled 63 tackles, including fifteen for loss and eleven sacks as a senior... also started at offensive guard and was a three-year starter on both sides of the ball...the Indians advanced to the WPIAL Class AAAA playoffs in each of Donald's three years as a starter...selected to play in the Big 33 Football Classic and was rated one of the country's top 25 defensive tackles by Scout.com...majored in Communications...son of Anita Goggins and Archie Donald...his brother, Archie, played linebacker at Toledo...his sister, Akita, is a dentist and graduated from Carlow College Masters program... resides in Penn Hills, Pennsylvania...participated in numerous community events, including Coach Fisher & Friends Celebrity Softball game, the 6th Annual Playground Build at Marygrove, United Way Kickoff to Charity Luncheon, St. Louis Rams Training Academy Youth Camp and the All-Community Team Ticket Program - Donald's Drop Squad.

AARON DONALD NFL STATISTICS

| REGULAR SEASON | | | | | | | | | | | | | | | | |
|----------------|------|--------------|------------|------------|-----------|-------------|--------------|---------------|----------|----------|----------|----------|----------|----------|----------|--|
| Year | Team | G/S | Tackles | | | | | Interceptions | | | | | Fumbles | | | |
| | | | Total | Solo | Asst | Sk | Yds | Int | Yds | Lg | TD | PD | FF | FR | Yds | |
| 2014 | RAMS | 16/12 | 72 | 49 | 23 | 9.0 | 60 | 0 | 0 | 0 | 0 | 0 | 1 | 0 | 0 | |
| 2015 | RAMS | 16/16 | 85 | 60 | 25 | 11.0 | 59.5 | 0 | 0 | 0 | 0 | 0 | 2 | 1 | 0 | |
| 2016 | RAMS | 16/16 | 62 | 43 | 19 | 8.0 | 54 | 0 | 0 | 0 | 0 | 6 | 2 | 0 | 0 | |
| 2017 | RAMS | 0/0 | 0 | 0 | 0 | 0.0 | 0.0 | 0 | 0 | 0 | 0 | 0 | 0 | 0 | 0 | |
| Total | | 48/44 | 219 | 152 | 67 | 28.0 | 181.5 | 0 | 0 | 0 | 0 | 6 | 5 | 1 | 0 | |

SINGLE GAME HIGHS
Total Tackles – 11, vs. Seattle (9/13/15)
Solo Tackles – 8, at Baltimore (11/22/15)
Sacks –3.0, vs. Detroit (12/13/15)



64 | ANDREW DONNAL

| | |
|-------------|---------------------|
| Position: | Tackle |
| Ht./Wt. | 6-5/310 |
| Birth Date: | 3/3/92 |
| College: | Iowa |
| Hometown: | Monclova, Ohio |
| Experience: | 3rd year (3rd Rams) |
| Acquired: | D4-2015 (119th) |

Career GP/GS (Playoffs): 21/6 (0/0)



TRANSACTIONS: Selected by the Rams in the fourth round (119th overall) of the 2015 NFL Draft (5/2/15).

PRO: Second-year offensive lineman has played in 21 games in his career, starting six.

2017 SEASON: Week 1 vs. Indianapolis (9/10): Declared inactive.

2016 SEASON: Played in 16 games and started four...**at New Orleans (11/27):** Filled in for OL Rodger Saffold at LT when Saffold went out with an injury...also saw time on special teams...**vs. Atlanta (12/11):** Started at right guard, his first start of the season.

2015 SEASON: Played in five games and earned two starts before being declared inactive with a knee injury...**at Baltimore (11/22):** Started at right guard...left the game with a knee injury and did not return...**at Minnesota (11/8):** Made his first NFL start...**vs. San Francisco (11/1):** Saw action on special teams...**at Washington (9/20):** Saw his first NFL action on special teams.

COLLEGE: Started all 13 games at right tackle as a senior... earned Honorable mention All-Big Ten by league coaches...played every offensive down in win over Northern Iowa as offense gained 401 yards total offense...played every offensive down in win over Ball State as offense gained 455 yards total offense...played every offensive down in win at Purdue as offense gained 420 yards total offense...played every offensive down in win over Indiana as offense gained 426 yards total offense...played every offensive down in win over Northwestern as offense gained 483 yards total offense...started at right tackle in win at Illinois as offense rushed for 304 yards and gained 587 yards total offense...played every offensive down against No. 14 Wisconsin as offense gained 412 yards total offense against top-ranked defense in the nation...saw action at both guard and tackle throughout the 2013 season...played in 12 games...saw action at right guard and left tackle in win over Missouri State as offense gained 491 yards total offense ...saw action at right guard in win at Iowa State as offense gained 378 yards total offense and rushed for over 200 yards in third straight outing...saw action in win over Western Michigan as offense gained 446 yards total offense while rushing for over 200 yards in fourth straight game...saw action in offensive line in 23-7 win at Minnesota as offense gained 464 yards total offense and rushed for over 200 yards in fifth straight outing...saw action in win at Purdue as offense rushed for 318 yards and gained 509 yards total offense...listed as second team left tackle following spring practice in 2012...played in the first seven games of the 2012 season with three starts before being injured....registered first career start at right guard in win over Minnesota while the offense gained 374 yards total offense...started at right guard and played every offensive play in win at Michigan State...did not play in final five games due to injury...saw first action of collegiate career during 2011 season in opening win over Tennessee Tech...saw action in 45-24 win over Indiana as offense gained 456 yards total offense...redshirted during 2010 season.

PERSONAL: Attended Anthony Wayne High School in Ohio...participated in Army All-American Bowl and selected to team USA vs. World All-Stars in conjunction with Super Bowl...named first team All-Ohio Division I offensive lineman by the Associated Press...first team all-district and all-Northern Lakes League offensive tackle...named District Lineman of the Year...named to all-Toledo Blade team and Ohio High Magazine first team offensive line...2009 Buckeye Bluechip honoree by Touchdown Club of Columbus...was also first team all-conference as a junior, second team all-District and special mention all-state...earned second team all-conference honors as a sophomore....earned three varsity letters as offensive and defensive lineman...team captain as senior while helping team post 7-3 overall record....also lettered three years as basketball center and in track while competing in the shot put and discus...leisure studies major...named to all-Northern Lakes League Academic Team...parents are Susie and Ron Donnal.

DONNAL'S Games Played Stats: RAMS 2016 (16/4), 2015 (5/2). **TOTALS: (21/6).**



81 | GERALD EVERETT

Position: Tight End
Ht./Wt.: 6-3/245
Birth Date: 6/25/94
College: South Alabama
Hometown: Decatur, Ga.
Experience: Rookie
Acquired: D2-2017 (44th)

Career GP/GS (Playoffs) 1/1 (0/0)



TRANSACTIONS: Selected by the Rams in the second round (44th overall) of the 2017 NFL Draft (4/29/17).

2017 SEASON: Week 1 vs. Indianapolis (9/10): Started at tight end in his first NFL game...notched one reception for 39 yards.

COLLEGE: A semifinalist for the John Mackey Award presented to the top tight end in the nation following his senior season in 2016...named first-team all-Sun Belt Conference...also earned first-team all-Sun Belt honors from Phil Steele Publications...tied for the team lead with 49 receptions, and was second on the squad with 717 yards receiving and four touchdown catches...finished the year tied for third among tight ends in the country in receiving yards per game and was tied for seventh in catches per contest...ended up sixth in the league in both categories as well...had a game-high 103 yards on five catches - including a 79-yard touchdown reception on the Jaguars' second play of the second half - to help the program to its first ever victory over a nationally-ranked opponent in a 42-24 defeat of No. 19 San Diego State...followed up with a single game-best 125 yards on five receptions against SBC co-champion Arkansas State to become first player in school history to have 100-plus yards receiving in consecutive outings...tied his career-best single game receptions total with eight catches for 95 yards, including the game-winning reception to help lead the Jaguars to a 21-20 win...marked the program's first-ever victory over a Southeastern Conference opponent...as a junior in 2015, earned first-team all-Sun Belt Conference and named to the league's All-Newcomer Team after leading the Jaguars in receptions (41), receiving yards (575), touchdown catches (eight) and total touchdowns scored (12)...ended the campaign ranked sixth nationally among tight ends in receiving yards per game and tied for 11th at the position in the country in catches per contest...tied the school record for touchdown catches in a season...scored a touchdown in seven straight games, the second-longest streak in program history and the longest since moving to the NCAA Football Bowl Subdivision...attended University of Alabama-Birmingham in 2014...in his only season at UAB, caught 17 passes for 292 yards and a score while playing in all 12 games with one start...posted career high eight receptions for 93 yards against Conference USA West Division champion Louisiana Tech...from 2012-13, attended Hutchinson (Kan.) Community College...

PERSONAL: Only played football his senior season at Columbia High...earned all-conference honors...was a three-year letterwinner in basketball and was also a member of the Eagle track and field team...full name is Gerald Rashard Everett...an interdisciplinary studies major.

GERALD EVERETT NFL STATISTICS

| Year | Team | G/S | REGULAR SEASON | | | | | | | | | | |
|---------------|------|------------|----------------|-----------|-------------|-----------|----------|----------|----------|----------|------------|----------|----------|
| | | | Receiving | | | | | Rushing | | | | | |
| | | | No | Yds | Avg | Lg | TD | Att | Yds | Avg | Lg | TD | |
| 2017 | RAMS | 1/1 | 1 | 39 | 39.0 | 39 | 0 | 0 | 0 | 0 | 0 | 0 | 0 |
| TOTALS | | 1/1 | 1 | 39 | 39.0 | 39 | 0 | 0 | 0 | 0 | 0.0 | 0 | 0 |

GERALD EVERETT GAME-BY-GAME STATISTICS

| Game | W/L | P/S | Receiving | | | | | Rushing | | | | |
|---------------|-----|-----|-----------|-----|------|----|----|---------|-----|-----|----|----|
| | | | No | Yds | Avg | Lg | TD | Att | Yds | Avg | Lg | TD |
| IND 9/10 | W | 1/1 | 1 | 39 | 39.0 | 39 | 0 | 0 | 0 | 0 | 0 | 0 |
| WAS 9/17 | | 0/0 | 0 | 0 | 0.0 | 0 | 0 | 0 | 0 | 0 | 0 | 0 |
| @SF 9/21 | | 0/0 | 0 | 0 | 0.0 | 0 | 0 | 0 | 0 | 0 | 0 | 0 |
| @DAL 10/1 | | 0/0 | 0 | 0 | 0.0 | 0 | 0 | 0 | 0 | 0 | 0 | 0 |
| SEA 10/8 | | 0/0 | 0 | 0 | 0.0 | 0 | 0 | 0 | 0 | 0 | 0 | 0 |
| @JAC 10/15 | | 0/0 | 0 | 0 | 0.0 | 0 | 0 | 0 | 0 | 0 | 0 | 0 |
| ARI 10/22 | | 0/0 | 0 | 0 | 0.0 | 0 | 0 | 0 | 0 | 0 | 0 | 0 |
| @NYG 11/5 | | 0/0 | 0 | 0 | 0.0 | 0 | 0 | 0 | 0 | 0 | 0 | 0 |
| HOU 11/12 | | 0/0 | 0 | 0 | 0.0 | 0 | 0 | 0 | 0 | 0 | 0 | 0 |
| @MIN 11/19 | | 0/0 | 0 | 0 | 0.0 | 0 | 0 | 0 | 0 | 0 | 0 | 0 |
| NO 11/26 | | 0/0 | 0 | 0 | 0.0 | 0 | 0 | 0 | 0 | 0 | 0 | 0 |
| @ARI 12/2 | | 0/0 | 0 | 0 | 0.0 | 0 | 0 | 0 | 0 | 0 | 0 | 0 |
| PHI 12/10 | | 0/0 | 0 | 0 | 0.0 | 0 | 0 | 0 | 0 | 0 | 0 | 0 |
| @SEA 12/17 | | 0/0 | 0 | 0 | 0.0 | 0 | 0 | 0 | 0 | 0 | 0 | 0 |
| @TEN 12/24 | | 0/0 | 0 | 0 | 0.0 | 0 | 0 | 0 | 0 | 0 | 0 | 0 |
| SF 12/3 | | 0/0 | 0 | 0 | 0.0 | 0 | 0 | 0 | 0 | 0 | 0 | 0 |
| TOTALS | 1/0 | 1/1 | 1 | 39 | 39.0 | 39 | 0 | 0 | 0 | 0 | 0 | 0 |



97 | MORGAN FOX

Position: Defensive End
Ht./Wt.: 6-3/275
Birth Date: 9/12/94
College: Colorado State - Pueblo
Hometown: Colorado Springs, Colo.
Experience: Rookie
Acquired: UDFA-2016

Career GP/GS (Playoffs): 5/0 (0/0)



TRANSACTIONS: Signed to the club's active roster from the practice squad (12/15/16)...added to the Rams practice squad (10/13/16)...released (10/11/16)...added to the team's active roster from the practice squad (10/8/16)...signed to the practice squad (9/5/16)...released (9/3/16)...signed with the Los Angeles Rams as an undrafted free agent (5/6/16).

2017 SEASON: Week 1 vs. Indianapolis (9/10): Played on defense and special teams...made two solo tackles, including one for loss...tackled Colts QB Jacoby Brissett in the end zone for a safety.

2016 SEASON: Played in four games in his rookie season after spending 13 of the first 14 weeks of the season on the club's practice squad...compiled six tackles (four solo) in addition to one forced fumble and one fumble recovery...**vs. San Francisco (12/24):** Notched a career-high three tackles (two solo)...also had one forced fumble and one fumble recovery...**vs. Arizona (1/1):** Tallied two tackles (one solo).

COLLEGE: Owns the Colorado State-Pueblo record for sacks in a season (17) and career (36)...totaled 164 career tackles (82 solo), 49.5 tackles for loss, four fumble recoveries, two forced fumbles and 11 break-ups...as a senior in 2015, named a finalist for the Cliff Harris Small College Defensive Player of the Year...honored as the runner-up for the Gene Upshaw Division II Lineman of the Year Award...First Team All-American (Coaches Association)...finished first in the nation in sacks per game with 1.42, while the 128 sack yards was first nationally...finished the season with 52 tackles (32 solo), forced and recovered a fumble and added one pass break-up...member of a Pack defense that finished third nationally in interceptions (24), third in scoring defense (15.8), 11th in rushing defense (94.6), 17th in total defense (308.8), 18th in tackles for loss (8.2) and 19th in sacks per game (3.0)...as a junior in 2013, appeared in 15 games at defensive end for the Pack...recorded 57 total tackles, 27 solo...second on the team with 12.5 sacks...his 18.5 tackles for loss was also second on the squad...as a sophomore in 2013, started in all 12 games...had 45 tackles for an average of 8.5 yards a loss, and 6.0 sacks for 41 yards...as a freshman in 2012, finished the season with 10 tackles.

PERSONAL: Attended Fountain-Fort Carson High School...named a first-team All-Conference selection during his senior year...also an honorable mention All-Conference selection, a first-team All-City selection and an All-State Game selection ...during his senior year, made 112 tackles, 8.0 sacks, five fumble recoveries and two forced fumbles...named the team's defensive MVP and top defensive lineman...also competed in wrestling and lacrosse...son of Joe and Helen Fox and Cathy Antoniou...has four younger siblings, Madi, Marlee, Jack Fox and Theodore Antoniou...Uncles, Oscar and Isaac Wood, competed in wrestling...majored in exercise science.

MORGAN FOX NFL STATISTICS

| REGULAR SEASON | | | | | | | | | | | | | | | | |
|----------------|------|-----|---------|------|------|-----|---------------|-----|-----|----|----|---------|----|----|-----|---|
| Year | Team | G/S | Tackles | | | | Interceptions | | | | | Fumbles | | | | |
| | | | Total | Solo | Asst | Sk | Yds | Int | Yds | Lg | TD | PD | FF | FR | Yds | |
| 2016 | RAMS | 4/0 | 6 | 4 | 2 | 0.0 | 0.0 | 0 | 0 | 0 | 0 | 0 | 0 | 1 | 1 | 0 |
| 2017 | RAMS | 1/0 | 2 | 2 | 0 | 0.0 | 0.0 | 0 | 0 | 0 | 0 | 0 | 0 | 0 | 0 | 0 |
| Total | | 5/0 | 8 | 6 | 2 | 0.0 | 0.0 | 0 | 0 | 0 | 0 | 0 | 0 | 1 | 1 | 0 |

ADDITIONAL CAREER STATISTICS: Recorded his first NFL score when he tackled Colts QB J. Brissett in the end zone (9/10/17).

MORGAN FOX GAME-BY-GAME STATISTICS

2017 LOS ANGELES RAMS

| Game | W/L | P/S | T | S | A | Sk | Yds | Int | Yds | Lg | TD | PD | FF | FR | Yds |
|------------|-----|-----|---|---|---|-----|-----|-----|-----|----|----|----|----|----|-----|
| IND 9/10 | W | 1/0 | 2 | 2 | 0 | 0.0 | 0.0 | 0 | 0 | 0 | 0 | 0 | 0 | 0 | 0 |
| WAS 9/17 | | 0/0 | 0 | 0 | 0 | 0.0 | 0.0 | 0 | 0 | 0 | 0 | 0 | 0 | 0 | 0 |
| @SF 9/21 | | 0/0 | 0 | 0 | 0 | 0.0 | 0.0 | 0 | 0 | 0 | 0 | 0 | 0 | 0 | 0 |
| @DAL 10/1 | | 0/0 | 0 | 0 | 0 | 0.0 | 0.0 | 0 | 0 | 0 | 0 | 0 | 0 | 0 | 0 |
| SEA 10/8 | | 0/0 | 0 | 0 | 0 | 0.0 | 0.0 | 0 | 0 | 0 | 0 | 0 | 0 | 0 | 0 |
| @JAC 10/15 | | 0/0 | 0 | 0 | 0 | 0.0 | 0.0 | 0 | 0 | 0 | 0 | 0 | 0 | 0 | 0 |
| ARI 10/22 | | 0/0 | 0 | 0 | 0 | 0.0 | 0.0 | 0 | 0 | 0 | 0 | 0 | 0 | 0 | 0 |
| @NYG 11/5 | | 0/0 | 0 | 0 | 0 | 0.0 | 0.0 | 0 | 0 | 0 | 0 | 0 | 0 | 0 | 0 |
| HOU 11/12 | | 0/0 | 0 | 0 | 0 | 0.0 | 0.0 | 0 | 0 | 0 | 0 | 0 | 0 | 0 | 0 |
| @MIN 11/19 | | 0/0 | 0 | 0 | 0 | 0.0 | 0.0 | 0 | 0 | 0 | 0 | 0 | 0 | 0 | 0 |
| NO 11/26 | | 0/0 | 0 | 0 | 0 | 0.0 | 0.0 | 0 | 0 | 0 | 0 | 0 | 0 | 0 | 0 |
| @ARI 12/2 | | 0/0 | 0 | 0 | 0 | 0.0 | 0.0 | 0 | 0 | 0 | 0 | 0 | 0 | 0 | 0 |
| PHI 12/10 | | 0/0 | 0 | 0 | 0 | 0.0 | 0.0 | 0 | 0 | 0 | 0 | 0 | 0 | 0 | 0 |
| @SEA 12/17 | | 0/0 | 0 | 0 | 0 | 0.0 | 0.0 | 0 | 0 | 0 | 0 | 0 | 0 | 0 | 0 |
| @TEN 12/24 | | 0/0 | 0 | 0 | 0 | 0.0 | 0.0 | 0 | 0 | 0 | 0 | 0 | 0 | 0 | 0 |
| SF 12/31 | | 0/0 | 0 | 0 | 0 | 0.0 | 0.0 | 0 | 0 | 0 | 0 | 0 | 0 | 0 | 0 |
| TOTALS | 1/0 | 1/0 | 2 | 2 | 0 | 0.0 | 0.0 | 0 | 0 | 0 | 0 | 0 | 0 | 0 | 0 |

2016 LOS ANGELES RAMS

| Game | W/L | P/S | T | S | A | Sk | Yds | Int | Yds | Lg | TD | PD | FF | FR | Yds |
|------------|------|-----|---|---|---|-----|-----|-----|-----|----|----|----|----|----|----------------|
| @SF 9/12 | L | | | | | | | | | | | | | | Practice Squad |
| SEA 9/18 | W | | | | | | | | | | | | | | Practice Squad |
| @TB 9/25 | W | | | | | | | | | | | | | | Practice Squad |
| @ARI 10/2 | W | | | | | | | | | | | | | | Practice Squad |
| BUF 10/9 | L | 1/0 | 0 | 0 | 0 | 0.0 | 0 | 0 | 0 | 0 | 0 | 0 | 0 | 0 | 0 |
| @DET 10/16 | L | | | | | | | | | | | | | | Practice Squad |
| NYG 10/23 | L | | | | | | | | | | | | | | Practice Squad |
| CAR 11/6 | L | | | | | | | | | | | | | | Practice Squad |
| @NYJ 11/13 | W | | | | | | | | | | | | | | Practice Squad |
| MIA 11/20 | L | | | | | | | | | | | | | | Practice Squad |
| @NO 11/27 | L | | | | | | | | | | | | | | Practice Squad |
| @NE 12/4 | L | | | | | | | | | | | | | | Practice Squad |
| ATL 12/11 | L | | | | | | | | | | | | | | Practice Squad |
| @SEA 12/15 | L | 1/0 | 1 | 1 | 0 | 0.0 | 0 | 0 | 0 | 0 | 0 | 0 | 0 | 0 | 0 |
| SF 12/24 | L | 1/0 | 3 | 2 | 1 | 0.0 | 0 | 0 | 0 | 0 | 0 | 0 | 1 | 1 | 0 |
| ARI 1/1/17 | L | 1/0 | 2 | 1 | 1 | 0.0 | 0 | 0 | 0 | 0 | 0 | 0 | 0 | 0 | 0 |
| TOTALS | 4-12 | 4/0 | 6 | 4 | 2 | 0.0 | 0 | 0 | 0 | 0 | 0 | 0 | 1 | 1 | 0 |



16 | JARED GOFF

| | |
|-------------|---------------------|
| Position: | Quarterback |
| Ht./Wt.: | 6-4/223 |
| Birth Date: | 10/14/1994 |
| College: | California |
| Hometown: | Novato, Calif. |
| Experience: | 2nd Year (2nd Rams) |
| Acquired: | D1-2016 (1st) |

Career GP/GS (Playoffs): 8/8 (0/0)



TRANSACTIONS: Selected by Los Angeles in the first round (1st overall) of the 2016 NFL Draft (4/28/16).

2017 SEASON: Week 1 vs. Indianapolis (9/10): Completed 21-of-29 passes for 306 yards and a touchdown, while picking up his first career win as a starter...his 117.9 quarterback rating is a personal best.

2016 SEASON: Started the last seven games of the season...completed 112-of-205 passes for 1,089 yards and six touchdowns (one rushing)...**vs. Miami (11/20):** Made his NFL debut...completed 17-of-31 passes for 134 yards without an interception...carried the ball four times for 11 yards...**at New Orleans (11/27):** Completed 20-of-32- passes for 214 yards and three touchdowns...first career NFL touchdown came on a 24-yard completion to wide receiver Tavon Austin...finished with a passer rating of 100.3...**vs. Atlanta (12/11):** Tallied 235 passing yards on 24-of-41 completions...scored his first rushing touchdown of his career on a two-yard scamper.

COLLEGE: Started all 37 games possible during his three seasons at Cal and is the only quarterback in school history to have ever started his first game as a true freshman...holds 26 Cal records including career marks for passing yards (12,220), passing yards per game (329.7), touchdown passes (96), completions (977), passing attempts (1,569), total offense (12,086) and total plays (1,739)...second on the school's all-time list for passing efficiency (143.95) behind only Aaron Rodgers...broke Pac-12 career records with an average of 326.6 yards of total offense per game as well as three seasons of gaining 3,000 or more total yards...ranks third all-time in Pac-12 history and 26th nationally in passing yards as well as fourth in the Pac-12 and 27th nationally in passing touchdowns...set a pair of Pac-12 single-season records in his final campaign as a 2015 junior when he passed for 4,719 yards and 43 touchdowns and he was also the first Cal quarterback to earn first-team All-Pac-12 honors since Rodgers in 2004...two-time team captain as voted by his teammates in his final two campaigns as a junior and 2014 sophomore...one of six players in Pac-12 history to throw for 3,000 or more yards in three seasons and one of two to throw for 3,000 or more yards in each of his first three campaigns...had at least 268 yards passing or two touchdown passes in each of his final 14 collegiate contests...twice earned Pac-12 Offensive Player of the Week honors with both coming over the final three games of his 2015 junior season against Oregon State (11/14/2015) and Arizona State (11/28/2015)...the team's seven-win turnaround over his last two seasons from a 1-11 record in 2013 to an 8-5 mark in 2015 is tied for the second best in school history behind only the eight-win improvement from a 2-10 mark in 1946 to a 10-1 record in 1948...Cal's Most Outstanding Player in a Lockheed Martin Armed Forces Bowl victory over Air Force as a junior in the final game of his collegiate career when he set the bowl's single-game records by passing for 467 yards and six touchdowns to lead Cal to its first bowl victory since 2008.

PERSONAL: Attended Marin Catholic High School in Calif...passed for a combined 7,687 yards and 93 touchdowns with 18 interceptions in three varsity seasons from 2010-12, completing 477-of-767 passes (62.2 percent)...three varsity teams to one appearance in the state title game, one North Coast Section crown, three NCS playoff appearances and three MCL championships...earned All-American honors from SuperPrep as a 2012 senior...parents are Jerry and Nancy Goff...has one sibling, Lauren...father was a catcher who played Major League Baseball with Montreal (1990, 1992), Pittsburgh (1993-94) and Detroit (1995-96) following his collegiate baseball career at Cal that included All-America, All-District 8 and All-Pac-10 honors in 1986...majored in sociology.

JARED GOFF NFL STATISTICS

REGULAR SEASON

| Year | Team | Passing | | | | | | | | | | |
|--------------|------|------------|------------|------------|-------------|--------------|------------|----------|----------|-----------|---------------|-------------|
| | | G/S | Att. | Cmp | Pct. | Yds | Yds/Att | TD | Int | Lg | Sk-Yds | Rtg. |
| 2016 | RAMS | 7/7 | 205 | 112 | 54.6 | 1,089 | 5.3 | 5 | 7 | 66 | 26-222 | 63.6 |
| 2017 | RAMS | 1/1 | 29 | 21 | 72.4 | 306 | 10.6 | 1 | 0 | 39 | 1-8 | 117.9 |
| Total | | 8/8 | 234 | 133 | 56.8 | 1,395 | 6.0 | 6 | 7 | 66 | 27-230 | 70.4 |

| Year | Team | Rushing | | | | |
|--------------|------|----------|-----------|------------|----------|----------|
| | | Att. | Yds. | Avg. | Lg | TD |
| 2016 | RAMS | 8 | 16 | 2.0 | 6 | 1 |
| 2017 | RAMS | 1 | 1 | 1.0 | 1 | 0 |
| Total | | 9 | 17 | 1.9 | 6 | 1 |

JARED GOFF GAME-BY-GAME STATISTICS

2017 LOS ANGELES RAMS

| Game | W/L | P/S | Att | Cmp | Pct | Yds | Yds/Att | TD | Int | Lg | Sk-Yds | Rtg |
|---------------|------------|------------|-----------|-----------|-------------|------------|-------------|----------|----------|-----------|------------|--------------|
| IND 9/10 | W | 1/1 | 29 | 21 | 72.4 | 306 | 10.6 | 1 | 0 | 39 | 1-8 | 117.9 |
| WAS 9/17 | | 0/0 | 0 | 0 | 0 | 0 | 0 | 0 | 0 | 0 | 0-0 | 0 |
| SF 9/21 | | 0/0 | 0 | 0 | 0 | 0 | 0 | 0 | 0 | 0 | 0-0 | 0 |
| @DAL 10/1 | | 0/0 | 0 | 0 | 0 | 0 | 0 | 0 | 0 | 0 | 0-0 | 0 |
| SEA 10/8 | | 0/0 | 0 | 0 | 0 | 0 | 0 | 0 | 0 | 0 | 0-0 | 0 |
| @JAC 10/15 | | 0/0 | 0 | 0 | 0 | 0 | 0 | 0 | 0 | 0 | 0-0 | 0 |
| ARI 10/22 | | 0/0 | 0 | 0 | 0 | 0 | 0 | 0 | 0 | 0 | 0-0 | 0 |
| @NYG 11/5 | | 0/0 | 0 | 0 | 0 | 0 | 0 | 0 | 0 | 0 | 0-0 | 0 |
| HOU 11/12 | | 0/0 | 0 | 0 | 0 | 0 | 0 | 0 | 0 | 0 | 0-0 | 0 |
| @MIN 11/19 | | 0/0 | 0 | 0 | 0 | 0 | 0 | 0 | 0 | 0 | 0-0 | 0 |
| NO 11/26 | | 0/0 | 0 | 0 | 0 | 0 | 0 | 0 | 0 | 0 | 0-0 | 0 |
| @ARI 12/2 | | 0/0 | 0 | 0 | 0 | 0 | 0 | 0 | 0 | 0 | 0-0 | 0 |
| PHI 12/10 | | 0/0 | 0 | 0 | 0 | 0 | 0 | 0 | 0 | 0 | 0-0 | 0 |
| @SEA 12/17 | | 0/0 | 0 | 0 | 0 | 0 | 0 | 0 | 0 | 0 | 0-0 | 0 |
| @TEN 12/24 | | 0/0 | 0 | 0 | 0 | 0 | 0 | 0 | 0 | 0 | 0-0 | 0 |
| SF 12/31 | | 0/0 | 0 | 0 | 0 | 0 | 0 | 0 | 0 | 0 | 0-0 | 0 |
| TOTALS | 1-0 | 1/1 | 29 | 21 | 72.4 | 306 | 10.6 | 1 | 0 | 39 | 1-8 | 117.9 |

2016 LOS ANGELES RAMS

| Game | W/L | P/S | Att | Cmp | Pct | Yds | Yds/Att | TD | Int | Lg | Sk-Yds | Rtg |
|---------------|-------------|------------|------------|------------|-------------|--------------|------------|----------|----------|-----------|-------------------|-------------|
| @SF 9/12 | L | | | | | | | | | | Declared Inactive | |
| SEA 9/18 | W | | | | | | | | | | Did Not Play | |
| @TB 9/25 | W | | | | | | | | | | Did Not Play | |
| @ARI 10/2 | W | | | | | | | | | | Did Not Play | |
| BUF 10/9 | L | | | | | | | | | | Did Not Play | |
| @DET 10/16 | L | | | | | | | | | | Did Not Play | |
| NYG 10/23 | L | | | | | | | | | | Did Not Play | |
| CAR 11/6 | L | | | | | | | | | | Did Not Play | |
| @NYJ 11/13 | W | | | | | | | | | | Did Not Play | |
| MIA 11/20 | L | 1/1 | 31 | 17 | 54.8 | 134 | 4.3 | 0 | 0 | 21 | 1-9 | 65.8 |
| @NO 11/27 | L | 1/1 | 32 | 20 | 62.5 | 214 | 6.7 | 3 | 1 | 31 | 3-36 | 100.3 |
| @NE 12/4 | L | 1/1 | 32 | 14 | 43.8 | 161 | 5.0 | 1 | 2 | 66 | 4-35 | 43.9 |
| ATL 12/11 | L | 1/1 | 41 | 24 | 58.5 | 235 | 5.7 | 0 | 2 | 28 | 3-27 | 54.4 |
| @SEA 12/15 | L | 1/1 | 25 | 13 | 52.0 | 135 | 5.4 | 0 | 0 | 25 | 4-31 | 67.9 |
| SF 12/24 | L | 1/1 | 24 | 11 | 45.8 | 90 | 3.7 | 1 | 2 | 24 | 4-12 | 35.1 |
| ARI 1/1/17 | L | 1/1 | 20 | 13 | 65.0 | 120 | 6.0 | 0 | 0 | 0 | 0-0 | 81.3 |
| TOTALS | 4-12 | 7/7 | 205 | 112 | 54.6 | 1,089 | 5.3 | 5 | 7 | 66 | 26-222 | 63.6 |



30 | TODD GURLEY II

| | |
|-------------|---------------------|
| Position: | Running Back |
| Ht./Wt.: | 6-1/227 |
| Birth Date: | 8/3/94 |
| College: | Georgia |
| Hometown: | Tarboro, N.C. |
| Experience: | 3rd year (3rd Rams) |
| Acquired: | D1-2015 (10th) |

Career GP/GS (Playoffs): 30/29 (0/0)



TRANSACTIONS: Selected by the Rams in the first round (10th overall) of the 2015 NFL Draft (4/30/15).

PRO: Third-year pro...career totals include 526 carries, 2,031 rushing yards, and 17 rushing touchdowns...hauled in 69 career receptions for 571 yards...became fourth player in franchise history to earn Offensive Rookie of the Year honors (2015)...earned first Pro Bowl honors in his rookie season in 13 games he appeared in...started all 16 games his second year in 2016.



2017 SEASON: Week 1 vs. Indianapolis (9/10): Rushed for a team-high 40 yards on 19 carries and scored a touchdown...had a team-high five receptions for 56 yards...had 24 total touches for 96 yards.

2016 SEASON: Carried the ball 278 times for 885 yards and six rushing touchdowns...posted a new career-high in receiving yards (327)...**at Tampa Bay (9/25):** Rushed for 85 yards on 27 carries, and found the end zone twice...marked his third multi-touchdown game of his career...**at Arizona (10/2):** Carried the ball 17 times for 33 yards...recorded a career long 33-yard reception...finished with five receptions ...vs. **Buffalo (10/9):** Recorded 23 carries for 72 yards...scored his first rushing touchdown in the Coliseum, his third of the season...caught three passes for 36 yards...totaled 108 yards from scrimmage...**at Detroit (10/16):** Carried the ball 14 times for 58 yards, a 4.1-yard average...caught four passes for 39 yards for a total of 97 yards on 18 touches...**vs. Miami (11/20):** Rushed for 76 yards on 20 carries...scored his fourth rushing touchdown of the season on his longest run of the year (24)...**at New Orleans (11/27):** Rushed the ball 13 times for 50 yards...recorded longest reception of the season after hauling in a 31-yard reception from QB Jared Goff...finished with four receptions for 49 yards...**vs. Atlanta (12/11):** Totaled 16 carries for 61 yards...scored his fifth rushing touchdown of the season on a three-yard rush...caught three passes for 22 yards...**vs. San Francisco (12/26):** Carried the ball 23 times for 67 yards...scored his sixth rushing touchdown of the season...hauled in three receptions for 20 yards.

Gurley named NFL Offensive Rookie of the Month - October 2015

- Led the NFL averaging 144.3 rushing yards per game during Oct. Rushed for 433 yards and two touchdowns in three games
- Rushed for at least 125 yards in each contest. He is the first rookie in 10 years to rush for at least 125 yards in each of his first three starts (Cadillac Williams in 2005).
- Became the third player in NFL history to rush for at least 125 yards in three of his first four games to begin a career (Billy Sims in 1980 and Williams in 2005).
- Third Rams player to be named Rookie of the Month, joining QB Sam Bradford (October and November, 2010) and Eddie Kennison (October 1996).
- He is the first Rams RB to be named NFL Offensive Rookie of the Month.

2015 SEASON: Played in 13 games and started 12...earned first Pro Bowl honor...finished the season leading the team in rushes (229) and rushing yards (1,108) and 10 touchdowns...finished the season third in rushing yards in the NFL...the last Rams running back to have at least 1,000 yards was Steven Jackson (1,045) in 2012...the last Rams rookie running back to reach 1,000 was Jerome Bettis (1,429) in 1993...last time a Rams running back to have a rushing touchdown in at least five consecutive games was Marshall Faulk in Weeks 15-17 in '01 and Weeks 1-3 in '02...recorded five 100-yard rushing games...one of three rookies since 1970 with 700-

Gurley's 566 rushing yards are the most in a player's 1st 4 NFL starts in the Super Bowl era

Gurley is the 1st rookie in NFL history to rush for 125+ yards in 4 consecutive games



plus rushing yards in first six career starts (Adrian Peterson, Eric Dickerson)...**vs. Detroit (12/13):** Started at running back...rushed 16 times for 140 yards and two touchdowns...marked his fifth 100-plus yard rushing yard game and second multi-touchdown game...notched three rushes for 20-plus yards, including a long of 49 yards...has amassed 975 rushing yards this season on 189 attempts for a 5.2-yard average...his 975 rushing yards rank fourth in the NFL, behind Adrian Peterson (1,251), Doug Martin (1,214), and Jonathan Stewart (989)...**vs. San Francisco (11/1):** Made his fourth start at running back...rushed 20 times for 133 yards, a 6.7-yard average...has four rushes of 45-plus yards in his first four games as a starter (48 v CLE, 52 at AZ, 55 at GB, 71 v SF)...notched a 71-yard touchdown run, the longest rushing play of the season for the Rams and the fourth longest rush of the season in the NFL...marked his fourth consecutive game with 100-plus yards, last Rams rookie running back to do so was Jerome Bettis in 1993...in his first four career starts, he has rushed for 566 yards, the most yards by any NFL player in his first four starts who began career in Super Bowl era. Previously, the record was held by Billy Sims (539)...**vs. Cleveland (10/25):** Started at running back...scored his first NFL touchdown on a 1-yard rush...added a second touchdown on a 16-yard rush...finished the day with 19 rushes for 128 yards, including a long of 48 yards...also had four receptions for 35 yards, to put his total yards at 163...marked his third consecutive 100-yard rushing game...the last Rams rookie running back to post 100-plus yards in three consecutive games was Eric Dickerson in 1983...**at Green Bay (10/11):** Started at running back...notched his second-consecutive 100-yard rushing game...rushed 30 times for 159 yards, a 5.3-yard average,

including a long rush of 55 yards....**at Arizona (10/4):** Made his first NFL start...led the team in rushes (19) and rushing yards (146)...marked his first 100-yard rushing game of his career...notched a long rush of 52 yards.

COLLEGE: Notched 18 career 100 yard rushing games at Georgia, second most in school history...also had one 200 yard rushing game...scored 44 career touchdowns (36 rushing, six receiving, two kickoffs), which ranks second in school records behind Herschel Walker (52)...second in school history with 4,322 all-purpose yards and 3,285 rushing yards, trailing Walker (5,749)...one of only four Bulldogs to have 3,000-plus yards rushing in his career...established new school record with career 6.44 average gain per rush (old mark: 6.42, Charley Trippi, 1942, 1945-46)...voted team's offensive MVP for 2014 season...named to the Paul Hornung Award Honor Roll following his performances against Vanderbilt, Tennessee and Clemson during the 2014 season...also tapped three times for Athlon Sports National Player of the Week honors...earned SEC Offensive Player of the Weeks honors six times during his collegiate career...posted a career-high 208 rushing yards on 28 carries and two touchdowns vs. Tennessee (2014)...in 2012, became the second UGA true freshman (Walker in 1980) to rush for more than 1,000 yards...set Georgia freshman running back record with 17 rushing touchdowns, which is tied for third overall at UGA...tallied nine games with at least 100 yards rushing, which ranks tied for third in school history for a season.

PERSONAL: Attended Tarboro High School...earned North Carolina Associated Press Player of the Year honors for 2011...NCPreps.com 2A Player of the Year for 2011...SuperPrep All-Mid-Atlantic Team...ESPN.com fourstar prospect, No. 11 ranked running back, ranked No. 10 in state of North Carolina overall...ESPNHS North Carolina Magazine First Team All State...won three consecutive 2A State Championships at Tarboro High School...rushed for 242 yards and four touchdowns in 2011 State Championship game...as a senior totaled 2,600 yards and 38 touchdowns...played running back and safety during his junior season, totaling 1,472 rushing yards and 26 touchdowns, as well as 79 tackles, an interception, and a forced fumble...ran track

TODD GURLEY NFL STATISTICS

| REGULAR SEASON | | | | | | | | | | | | |
|----------------|------|--------------|------------|--------------|------------|------------|-----------|-----------|------------|------------|-----------|----------|
| Year | Team | G/S | Rushing | | | | | Receiving | | | | |
| | | | No | Yds | Avg | Lg | TD | Rec | Yds | Avg | Lg | TD |
| 2015 | RAMS | 13/12 | 229 | 1,106 | 4.8 | 71t | 10 | 21 | 188 | 9.0 | 31 | 0 |
| 2016 | RAMS | 16/16 | 278 | 885 | 3.2 | 24t | 6 | 43 | 327 | 7.6 | 33 | 0 |
| 2017 | RAMS | 1/1 | 19 | 40 | 2.1 | 12 | 1 | 5 | 56 | 11.2 | 23 | 0 |
| TOTALS | | 30/29 | 526 | 2,031 | 3.9 | 71t | 17 | 69 | 571 | 8.3 | 33 | 0 |

TODD GURLEY GAME-BY-GAME STATISTICS

| 2017 LOS ANGELES RAMS | | | | | | | | | | | | |
|-----------------------|-----|-----|---------|-----|-----|----|----|-----------|-----|------|----|----|
| Game | W/L | P/S | Rushing | | | | | Receiving | | | | |
| | | | Att | Yds | Avg | Lg | TD | Rec | Yds | Avg | Lg | TD |
| IND 9/10 | W | 1/1 | 19 | 40 | 2.1 | 12 | 1 | 5 | 58 | 11.6 | 24 | 0 |
| WAS 9/17 | | 0/0 | 0 | 0 | 0.0 | 0 | 0 | 0 | 0 | 0.0 | 0 | 0 |
| @SF 9/21 | | 0/0 | 0 | 0 | 0.0 | 0 | 0 | 0 | 0 | 0.0 | 0 | 0 |
| @DAL 10/1 | | 0/0 | 0 | 0 | 0.0 | 0 | 0 | 0 | 0 | 0.0 | 0 | 0 |
| SEA 10/8 | | 0/0 | 0 | 0 | 0.0 | 0 | 0 | 0 | 0 | 0.0 | 0 | 0 |
| @JAC 10/15 | | 0/0 | 0 | 0 | 0.0 | 0 | 0 | 0 | 0 | 0.0 | 0 | 0 |
| ARI 10/22 | | 0/0 | 0 | 0 | 0.0 | 0 | 0 | 0 | 0 | 0.0 | 0 | 0 |
| @NYG 11/5 | | 0/0 | 0 | 0 | 0.0 | 0 | 0 | 0 | 0 | 0.0 | 0 | 0 |
| HOU 11/12 | | 0/0 | 0 | 0 | 0.0 | 0 | 0 | 0 | 0 | 0.0 | 0 | 0 |
| @MIN 11/19 | | 0/0 | 0 | 0 | 0.0 | 0 | 0 | 0 | 0 | 0.0 | 0 | 0 |
| NO 11/26 | | 0/0 | 0 | 0 | 0.0 | 0 | 0 | 0 | 0 | 0.0 | 0 | 0 |
| @ARI 12/2 | | 0/0 | 0 | 0 | 0.0 | 0 | 0 | 0 | 0 | 0.0 | 0 | 0 |
| PHI 12/10 | | 0/0 | 0 | 0 | 0.0 | 0 | 0 | 0 | 0 | 0.0 | 0 | 0 |
| @SEA 12/17 | | 0/0 | 0 | 0 | 0.0 | 0 | 0 | 0 | 0 | 0.0 | 0 | 0 |
| @TEN 12/24 | | 0/0 | 0 | 0 | 0.0 | 0 | 0 | 0 | 0 | 0.0 | 0 | 0 |
| SF 12/31 | | 0/0 | 0 | 0 | 0.0 | 0 | 0 | 0 | 0 | 0.0 | 0 | 0 |
| TOTALS | 1-0 | 1/1 | 19 | 40 | 2.1 | 12 | 1 | 5 | 58 | 11.6 | 24 | 0 |

| 2016 LOS ANGELES RAMS | | | | | | | | | | | | |
|-----------------------|------|-------|---------|-----|------|----|----|-----------|-----|-----|-----|----|
| Game | W/L | P/S | Rushing | | | | | Receiving | | | | |
| | | | Att | Yds | Avg | Lg | TD | Rec | Yds | Avg | Lg | TD |
| @SF 9/12 | L | 1/1 | 1 | -5 | -5.0 | -5 | 0 | 17 | 47 | 2.8 | 10 | 0 |
| SEA 9/18 | W | 1/1 | 1 | 19 | 19.0 | 19 | 0 | 19 | 51 | 2.7 | 11 | 0 |
| @TB 9/25 | W | 1/1 | 1 | -5 | -5.0 | -5 | 0 | 27 | 85 | 3.1 | 16 | 2 |
| @ARI 10/2 | W | 1/1 | 5 | 49 | 9.8 | 33 | 0 | 17 | 33 | 1.7 | 5 | 0 |
| BUF 10/9 | L | 1/1 | 3 | 36 | 12.0 | 24 | 0 | 23 | 72 | 3.1 | 16 | 1 |
| @DET 10/16 | L | 1/1 | 4 | 39 | 9.8 | 13 | 0 | 14 | 58 | 4.1 | 15 | 0 |
| NYG 10/23 | L | 1/1 | 6 | 35 | 5.8 | 20 | 0 | 15 | 57 | 3.8 | 8 | 0 |
| CAR 11/6 | L | 1/1 | 4 | 26 | 6.5 | 11 | 0 | 12 | 48 | 4.0 | 18 | 0 |
| @NYJ 11/13 | W | 1/1 | 1 | 8 | 8.0 | 8 | 0 | 21 | 64 | 3.0 | 13 | 0 |
| MIA 11/20 | L | 1/1 | 0 | 0 | 0.0 | 0 | 0 | 20 | 76 | 3.8 | 24t | 1 |
| @NO 11/27 | L | 1/1 | 4 | 39 | 9.8 | 31 | 0 | 13 | 50 | 3.8 | 13 | 0 |
| @NE 12/4 | L | 1/1 | 2 | 9 | 4.5 | 7 | 0 | 11 | 38 | 3.5 | 9 | 0 |
| ATL 12/11 | L | 1/1 | 3 | 22 | 7.3 | 12 | 0 | 16 | 61 | 3.8 | 9 | 1 |
| @SEA 12/15 | L | 1/1 | 1 | -2 | -2.0 | -2 | 0 | 14 | 38 | 2.7 | 22 | 0 |
| SF 12/24 | L | 1/1 | 3 | 20 | 6.7 | 9 | 0 | 23 | 67 | 2.9 | 11 | 1 |
| ARI 1/1/17 | L | 1/1 | 4 | 37 | 9.3 | 29 | 0 | 14 | 40 | 2.9 | 8 | 0 |
| TOTALS | 4-12 | 16/16 | 43 | 327 | 7.6 | 33 | 0 | 278 | 885 | 3.2 | 24t | 6 |

| 2015 ST. LOUIS RAMS | | | | | | | | | | | | |
|---------------------|-----|-------|-----------|-----|------|----|----|---------|-------|-----|-----|----|
| Game | W/L | P/S | Receiving | | | | | Rushing | | | | |
| | | | No | Yds | Avg | Lg | TD | Att | Yds | Avg | Lg | TD |
| SEA 9/13 | W | | | | | | | | | | | |
| @WSH 9/20 | L | | | | | | | | | | | |
| PIT 9/27 | L | 1/0 | 1 | 5 | 5.0 | 5 | 0 | 6 | 9 | 1.5 | 4 | 0 |
| @ARI 10/4 | W | 1/1 | 2 | 15 | 7.5 | 8 | 0 | 19 | 146 | 7.7 | 52 | 0 |
| @GB 10/11 | L | 1/1 | 0 | 0 | 0.0 | 0 | 0 | 30 | 159 | 5.3 | 55 | 0 |
| CLE 10/25 | W | 1/1 | 4 | 35 | 8.8 | 24 | 0 | 19 | 128 | 6.7 | 48 | 2 |
| SF 11/1 | W | 1/1 | 3 | 13 | 4.3 | 15 | 0 | 20 | 133 | 6.7 | 71t | 1 |
| @MIN 11/8 | L | 1/1 | 3 | 20 | 6.7 | 11 | 0 | 24 | 89 | 3.7 | 16 | 1 |
| CHI 11/15 | L | 1/1 | 3 | 44 | 14.7 | 31 | 0 | 12 | 45 | 3.8 | 9 | 1 |
| @BAL 11/22 | L | 1/1 | 0 | 0 | 0.0 | 0 | 0 | 25 | 66 | 2.6 | 7 | 1 |
| @CIN 11/29 | L | 1/1 | 1 | 11 | 11.0 | 11 | 0 | 9 | 19 | 2.1 | 8 | 0 |
| ARI 12/6 | L | 1/1 | 0 | 0 | 0.0 | 0 | 0 | 9 | 41 | 4.6 | 34 | 0 |
| DET 12/13 | W | 1/1 | 1 | 7 | 7.0 | 7 | 0 | 16 | 140 | 8.8 | 49 | 2 |
| TB 12/17 | W | 1/1 | 2 | 31 | 15.5 | 19 | 0 | 21 | 48 | 2.3 | 9 | 1 |
| @SEA 12/27 | W | 1/1 | 1 | 7 | 7.0 | 7 | 0 | 19 | 85 | 4.5 | 20 | 1 |
| @SF 1/3 | L | | | | | | | | | | | |
| TOTAL | 7-9 | 13/12 | 21 | 188 | 9.0 | 31 | 0 | 229 | 1,108 | 4.8 | 71t | 10 |



54 | BRYCE HAGER

Position: Linebacker
Ht./Wt. 6-1/237
Birth Date: 5/4/92
College: Baylor
Hometown: Austin, Texas
Experience: 2nd year (2nd Rams)
Acquired: D7A-2015 (224th)

Career GP/GS (Playoffs): 33/0 (0/0)



TRANSACTIONS: Selected by the Rams in the seventh round (224th overall) of the 2015 NFL Draft (5/2/15).

PRO: Second-year pro... has played in every game of his NFL career...recorded 17 special teams tackles in his first two seasons... a standout special teams performer.

2017 SEASON: Week 1 vs. Indianapolis (9/10): Saw action at linebacker and on special teams.

2016 SEASON: Served as a major contributor on special teams...finished second on the team with 10 special teams tackles...

at Tampa Bay (9/25): Saw action at linebacker, and recorded one special teams tackle...**at Arizona (10/2):** Recorded two special teams tackles...**at Detroit (10/16):** Saw action at linebacker and recorded a tackle on special teams...**vs. New York Giants (10/23):** Recorded two special teams tackles...**vs. Carolina (11/6):** Registered one special teams tackle...**at New York Jets (11/13):** Tallied one special teams tackle...**at New England (12/4):** Recorded one special teams tackle...**at Seattle (12/15):** Recorded his first pass defensed of his career...**vs. San Francisco (12/26):** Racked up his 10th special teams tackle of the season.

2015 SEASON: Played in 16 games...saw action on special teams and made seven tackles...**at Baltimore (11/22):** Saw action on special teams...tallied two tackles...**vs. Seattle (9/13):** Made his NFL debut...saw action on special teams and make one tackle.


COLLEGE: All-American linebacker and three-time All-Big 12 honoree...made 322 career tackles, 24 for loss and 26 quarterback hurries...member of winningest class in school history, in five seasons with program...part of school-record five straight bowl teams, two conference championships (2013 & 2014 Big 12 titles), two bowl wins in four seasons of play following redshirt year - 26-1 home record (40-12 overall)...started 32 of 48 career games as three-year starting linebacker and quarterback of the defense...named All-America as senior and All-Big 12 in 2012, 2013 and 2014...led Big 12 in tackles (9.5 per game) in 2012...selected second team by AP, coaches, ESPN, Athlon, Phil Steele and Waco Tribune-Herald...elected 2013 Lott IMPACT Trophy quarterfinalist...scored first career touchdown on 91-yard fumble return (second longest in BU history) in win over Buffalo...served as a redshirt freshman in 2011...was a true freshman in 2010.

PERSONAL: All-state linebacker/running back from Westlake High School in Austin, Texas...named first-team AP Class 5A linebacker as senior in 2009 after leading WHS to 13-3 record, DI state runner-up finish and No. 3 final ranking...named 2009 District 25-5A Defensive MVP...totaled 158 tackles, 15 tackles-for-loss, eight sacks, one interception, four quarterback pressures and seven pass breakups as senior...also credited with 13 rushing touchdowns in 2009...totaled 59 tackles and two interceptions as junior in 2008 in first season as starter on 9-5 Westlake squad...earned 2008 first-team All-District 25-5A honors at linebacker...also had 250 rushing yards and 116 receiving yards as junior...son of Britt and Bridgette Hager...born in Austin, Texas...father, Britt, is former Texas All-American and played linebacker with the Philadelphia Eagles, Denver Broncos and St. Louis Rams...graduated in December 2014 with Bachelor's degree in health, human performance and recreation studies.

BRYCE HAGER NFL STATISTICS

| Year | Team | G/S | REGULAR SEASON | | | | | | | | | | | | | |
|-------|------|------|----------------|------|------|---------------|-----|-----|-----|----|----|---------|----|----|-----|---|
| | | | Tackles | | | Interceptions | | | | | | Fumbles | | | | |
| | | | Total | Solo | Asst | Sk | Yds | Int | Yds | Lg | TD | PD | FF | FR | Yds | |
| 2015 | RAMS | 16/0 | 0 | 0 | 0 | 0.0 | 0 | 0 | 0 | 0 | 0 | 0 | 0 | 0 | 0 | 0 |
| 2016 | RAMS | 16/0 | 0 | 0 | 0 | 0.0 | 0 | 0 | 0 | 0 | 0 | 0 | 1 | 0 | 0 | 0 |
| 2017 | RAMS | 1/0 | 0 | 0 | 0 | 0.0 | 0 | 0 | 0 | 0 | 0 | 0 | 1 | 0 | 0 | 0 |
| TOTAL | | 33/0 | 0 | 0 | 0 | 0.0 | 0 | 0 | 0 | 0 | 0 | 0 | 1 | 0 | 0 | 0 |

ADDITIONAL STATISTICS: Special Teams Tackles: 2015 (7), 2016 (10).



36 | DOMINIQUE HATFIELD

Position: Cornerback
Ht./Wt.: 5-10/170
Birth Date: 12/13/94
College: Utah
Hometown: Los Angeles, Calif.
Experience: Rookie
Acquired: FA-2017

Career GP/GS (Playoffs): 1/0 (0/0)



TRANSACTIONS: Signed with the Los Angeles Rams as an undrafted free agent (5/15/17).

2017 SEASON: Week 1 vs. Indianapolis (9/10): Saw action at cornerback and picked up one solo tackle.

COLLEGE: Three-year starting cornerback...played receiver as a freshman and the first game of his sophomore season before moving to corner...two interception returns for touchdowns in collegiate career...As a senior in 2016, played in the last nine regular-season games with six starts...missed the first three games with an injury...finished the season with 30 tackles, an interception and four pass breakups...in 2015, played in the last 12 games with 11 starts...finished tied for third in the Pac-12 in interceptions (four) and interceptions per game (0.33)...six passes defended...33 total tackles, including 1.5 TFL...registered a 46-yard interception return for a touchdown and five tackles against BYU in the Las Vegas Bowl...as a sophomore in 2014, moved to cornerback after the first game of the season and immediately became a starter...played in all 13 games, with 10 starts...finished the season with 38 tackles including 1.5 TFL with an interception and nine pass breakups...snared an interception and returned it 20-yards for a touchdown that clinched a Utah win at Colorado...as a true freshman in 2013, played in 11 games, seeing time at receiver and on special teams...recorded four catches for 84 yards...added seven kick returns for 116 yards all of which came against Washington State (long of 24 yards)...contributed seven tackles on special teams...lettered as a true freshman.

PERSONAL: Son of De'Wayne Coleman and Meka Stokes...sociology major at Utah... Los Angeles Times and The Wave all-area...Los Angeles City Section Defensive Player of the Year... 2012 Coliseum League Player of the Year...had eight interceptions his senior season while playing wide receiver and cornerback at Crenshaw High...named a team captain.

DOMINIQUE HATFIELD NFL STATISTICS

| Year | Team | G/S | REGULAR SEASON | | | | | | | | | | | | | |
|-------|------|-----|----------------|------|------|--------------|-----|-----|-----|---------|----|----|----|----|-----|---|
| | | | Tackles | | | Interception | | | | Fumbles | | | | | | |
| | | | Total | Solo | Asst | Sk | Yds | Int | Yds | Lg | TD | PD | FF | FR | Yds | |
| 2017 | RAMS | 1/0 | 1 | 1 | 0 | 0.0 | 0.0 | 0 | 0 | 0 | 0 | 0 | 0 | 0 | 0 | 0 |
| TOTAL | | 1/0 | 1 | 1 | 0 | 0.0 | 0.0 | 0 | 0 | 0 | 0 | 0 | 0 | 0 | 0 | 0 |

DOMINIQUE HATFIELD GAME-BY-GAME STATISTICS

| 2017 LOS ANGELES RAMS | | | | | | | | | | | | | | | |
|-----------------------|-----|-----|---|---|---|----|-----|-----|-----|----|----|----|----|----|-----|
| Game | W/L | P/S | T | S | A | Sk | Yds | Int | Yds | Lg | TD | PD | FF | FR | Yds |
| IND 9/10 | W | 1/0 | 1 | 1 | 0 | 0 | 0 | 0 | 0 | 0 | 0 | 0 | 0 | 0 | 0 |
| WAS 9/17 | | 0/0 | 0 | 0 | 0 | 0 | 0 | 0 | 0 | 0 | 0 | 0 | 0 | 0 | 0 |
| @SF 9/21 | | 0/0 | 0 | 0 | 0 | 0 | 0 | 0 | 0 | 0 | 0 | 0 | 0 | 0 | 0@ |
| DAL 10/1 | | 0/0 | 0 | 0 | 0 | 0 | 0 | 0 | 0 | 0 | 0 | 0 | 0 | 0 | 0 |
| SEA 10/8 | | 0/0 | 0 | 0 | 0 | 0 | 0 | 0 | 0 | 0 | 0 | 0 | 0 | 0 | 0 |
| @JAC 10/15 | | 0/0 | 0 | 0 | 0 | 0 | 0 | 0 | 0 | 0 | 0 | 0 | 0 | 0 | 0 |
| ARI 10/22 | | 0/0 | 0 | 0 | 0 | 0 | 0 | 0 | 0 | 0 | 0 | 0 | 0 | 0 | 0 |
| @NYG 11/5 | | 0/0 | 0 | 0 | 0 | 0 | 0 | 0 | 0 | 0 | 0 | 0 | 0 | 0 | 0 |
| HOU 11/12 | | 0/0 | 0 | 0 | 0 | 0 | 0 | 0 | 0 | 0 | 0 | 0 | 0 | 0 | 0 |
| @MIN 11/19 | | 0/0 | 0 | 0 | 0 | 0 | 0 | 0 | 0 | 0 | 0 | 0 | 0 | 0 | 0 |
| NO 11/26 | | 0/0 | 0 | 0 | 0 | 0 | 0 | 0 | 0 | 0 | 0 | 0 | 0 | 0 | 0 |
| @ARI 12/2 | | 0/0 | 0 | 0 | 0 | 0 | 0 | 0 | 0 | 0 | 0 | 0 | 0 | 0 | 0 |
| PHI 12/10 | | 0/0 | 0 | 0 | 0 | 0 | 0 | 0 | 0 | 0 | 0 | 0 | 0 | 0 | 0 |
| @SEA 12/17 | | 0/0 | 0 | 0 | 0 | 0 | 0 | 0 | 0 | 0 | 0 | 0 | 0 | 0 | 0 |
| @TEN 12/24 | | 0/0 | 0 | 0 | 0 | 0 | 0 | 0 | 0 | 0 | 0 | 0 | 0 | 0 | 0 |
| SF 12/31 | | 0/0 | 0 | 0 | 0 | 0 | 0 | 0 | 0 | 0 | 0 | 0 | 0 | 0 | 0 |
| TOTALS | 1-0 | 1/0 | 1 | 1 | 0 | 0 | 0 | 0 | 0.0 | 0 | 0 | 0 | 0 | 0 | 0.0 |



79 | ROB HAVENSTEIN

| | |
|-------------|---------------------|
| Position: | Tackle |
| Ht./Wt.: | 6-8/328 |
| Birth Date: | 5/13/92 |
| College: | Wisconsin |
| Hometown: | Mt. Airy, Md. |
| Experience: | 3rd year (3rd Rams) |
| Acquired: | D2-2015 (57th) |

Career GP/GS (Playoffs): 29/29 (0/0)



TRANSACTIONS: Selected by St. Louis in the second round (57th overall) of the 2015 NFL Draft (5/1/15).

PRO: Second-year pro...has started all 29 career games in which he saw action at tackle.

2017 SEASON: Week 1 vs. Indianapolis (9/10): Started at right tackle and was part of a unit that only allowed one sack.

2016 SEASON: Started 15 games at right tackle...**at Tampa Bay (9/25):** Started at right tackle, and contributed to two rushing touchdowns...**at Detroit (10/16):** Started at right tackle...helped block for the offense to put up three touchdowns...**at New Orleans (11/27):** Started at right tackle...allowed time for QB Jared Goff to throw three first half touchdowns.

2015 SEASON: Started 13 games, missed three due to injury...earned PFWA All-Rookie honors..**vs. Tampa Bay (12/17):** Helped block for 319 net yards and three touchdowns..**vs. Detroit (12/13):** Opened up running lanes for RB Todd Gurley to rush for 140 yards and two touchdowns..**vs. San Francisco (11/1):** Part of an offensive line that did not allow a sack on QB Nick Foles..**vs. Cleveland (10/25):** Helped block for RB Todd Gurley to rush for 120-plus yards for the third consecutive week...**at Arizona (10/4):** Helped block for QB Nick Foles to throw three touchdowns..**vs. Seattle (9/13):** Started at right tackle in his NFL debut...helped block for the offense to produce 297 receiving yards.

COLLEGE: Played four years at Wisconsin...earned First-team All-America (AFCA), second-team All-America (FWAA, Sporting News, USA Today), first team All-Big Ten (consensus), and Big Ten Sportsmanship Award following 2014 senior season...matched school record with 54 career games played...started 42 games in his career, including 41 straight at right tackle over his final three seasons...anchored an offensive line that led the way for two of the three best single season rushing performances in school history at 283.8 yards per game in 2013 and a school-record 320.1 yards per game in 2014...Badgers also set a school record for total offense at 480.8 yards per game in 2013...blocked for three 1,000-yard rushers in Montee Ball, Melvin Gordon and James White, three of the top five rushers in school history...Badgers went 39-16 in his career, matching the second-highest win total by a UW senior class...earned Second-team All-Big Ten (coaches), All-Big Ten honorable mention (media) in 2013...redshirted in 2010.

PERSONAL: Ranked by ESPN/Scouts Inc. as the No. 33 offensive tackle in the country, by Scout as No. 42 and by Rivals as No. 43...top offensive tackle in Maryland (ESPN/Scouts Inc.) and ranked as 17th-best player in Maryland by Rivals...as a senior, named first-team all-state and all-area...served as team captain as a senior ... as a junior, named first-team all-state, all-metro and all-area...as a sophomore, named second-team all area...won letters in football and basketball...named to honor roll all four years and was member of National Honor Society as a senior.

HAVENSTEIN'S Games Played Stats: RAMS 2017 (1/1), 2016 (15/15), 2015 (13/13). **TOTALS: (29/29).**



6 | JOHNNY HEKKER

| | |
|-------------|---------------------|
| Position: | Punter |
| Ht./Wt.: | 6-5/241 |
| Birth Date: | 2/8/90 |
| College: | Oregon State |
| Hometown: | Bothell, Wash. |
| Experience: | 6th year (6th Rams) |
| Acquired: | FA-2012 |

Career GP/GS (Playoffs): 81/0 (0/0)



TRANSACTIONS: Signed a two-year contract extension with the Rams (9/11/17)...re-signed with the Rams (12/5/14)...signed with the Rams as an undrafted rookie free agent (4/30/12).

PRO: Fifth-year pro earned All-Pro honors following 2013, 2014, 2015 and 2016 seasons...earned second Pro Bowl honor in 2015, followed by a third Pro Bowl honor in 2016...set an NFL record in 2016 with the most punts downed inside the 20-yard line (50)...in 2014, finished second in the league with 33 punts downed inside the 20...converted a two-point conversion and completed two passes on fake punts...making him 5-of-6 in his three NFL seasons... earned his first Pro Bowl appearance for his 2013 performance...became the first Rams punter since 1985



(Dale Hatcher) to be named to the Pro Bowl, also earned First-Team All-Pro honors... recorded the highest single-season net average (44.2) in NFL history.

2017 SEASON: Week 1 vs. Indianapolis (9/10): Punted five times for 218 yards, averaging 43.6 yards per punt...his longest was a 47 yarder..pinned all five of his punts inside the 20.



Hekker earned First-Team All-Pro honors in '13 (1st), '14 (2nd), '15 (1st) & '16 (1st)

2016 SEASON: Set new career-highs in punt yardage (4,680), punts inside the 20-yard line (51), net yardage (4,508), and net punt average (46.0), all leading the NFL...booted a career-long 78-yard punt, which tied for the longest punt of the season... allowed only one touchback the entire year...voted team captain by peers...**at San Francisco (9/13):** Tallied 431 yards on 10 punts, while averaging 43.1 yards a punt...netted a punt total of 42.0 per kick, downing four of them inside the 20-yard line...**vs. Seattle (9/18):** Totaled 237 yards on six punts, all downed inside the opponent's 20-yard line, for a 39.5-yard average and net average...**at Tampa Bay (9/25):** Punted five times for 256 yards, averaging 51.2 yards per punt...his longest was a 64-yard boot...**at Arizona (10/2):** Recorded six punts without any touchbacks, continuing his streak of zero touchbacks this season...Hekker leads the NFL in most punts inside the 20-yard line, with 15...**vs. Buffalo (10/9):** Punted two times for 109 yards, averaging 54.5 yards a punt, and had a net average of 55.5 yards...



still has not allowed a touchback this season...**vs. New York Giants (10/23):** Booted seven punts (six inside the 20-yard line) for 320 yards, averaging 45.7 per kick...has 40 consecutive punts without a touchback, the longest current streak in the NFL...**vs. Carolina (11/6):** Recorded a then career-long punt of 75 yards which was the third longest punt in the NFL this season... punted five times for 243 yards for an average of 48.6-yards per kick...tallied his first touchback of the season and placed two punts inside the 20-yard line...**at New York Jets (11/13):** Punted seven times for 362 yards, averaged 51.7

Hekker earned NFC Special Teams Player of the Month - October 2015
- Averaged 48.3 yards per punt with a net avg. of 44.3 yards
- Eight of his 16 punts during the month traveled at least 50 yards
- Placed six punts inside the 20-yard line, including four punts that were downed at the 10-yard line or closer
- Joins Sean Landeta as the only Rams punters to win Special Teams Player of the Month.

yards a kick...recorded the fourth longest punt in franchise history with a career-long 78-yard punt...the third longest punt in franchise history is 80 yards, which is shared by P Donnie Jones and Parker Hall...**vs. Miami (11/20):** Booted eight punts (five inside the 20-yard line) for 364 yards...averaged 45.5 yards a kick... only allowed one return for one yard...placed five punts inside the 20-yard line... **at New England (12/4):** Booted eight punts (five inside the 20-yard line), averaging 53.8 yards a kick...recorded a net average of 52.9 yards...his longest came on a 76 yard kick...**vs. Atlanta (12/11):** Booted seven punts for 340 yards, averaging 48.6 yards a kick...placed six punts

| Most Punts Downed Inside 20-Yard Line (Season) | |
|--|--|
| 1. Johnny Hekker/Rams: 50 (2016) | |
| 2. Dave Zastudil/Cardinals: 46 (2012) | |
| 3. Dustin Colquitt/Chiefs: 45 (2012) | |

inside the 20-yard line giving him 46 for the year, tying Dave Zastudil (2012) for the NFL record...**at Seattle (12/15):** Punted four times for 216 yards, with a 54-yard average and a 50-yard net average...registered a long 66-yard punt...**vs. San Francisco (12/26):** Punted eight times for 368 yards, averaging 46 yards a kick...set the NFL single-season record for most punts downed inside the 20-yard line (50)...**vs. Arizona (1/1):** Booted seven punts for 337 yards, giving him a new career-high in single season punts (98)...averaged 48.1 yards a kick and a net average of 44.4 yards...kicked his third punt of the season over 70 yards (73).

2015 SEASON: Punted 96 times for 4,601 yards a 47.9-yard average...tallied six touchbacks and placed a career-high 41 punts inside the 20-yard line...led the NFL rankings in net punting average (43.7) and punts downs inside the opponents' 20-yard line... **vs. Tampa Bay (12/17):** Punted five times for 220 yards, a 44-yard average and 44-yard net average...placed three punts inside

the 20-yard line...**vs. Detroit (12/13)**: Punted six times for 284 yards for a 47.3-yard average and 45.5-yard net average...placed four punts inside the 20-yard line and had a long of 61 yards...**vs. Arizona (12/6)**: Punted eight times for 436 yards, a 54.5-yard average and 48.3-yard net average...placed five punts inside the 20-yard line and had a long of 68 yards...also handled kickoff duties in addition to punting and tallied two kickoffs...**vs. Chicago (11/15)**: Punted six times for 296 yards, a 49.3-yard average, 47.8-yard net and placed three punts inside the 20-yard line...tallied a long punt of 60 yards...**vs. San Francisco (11/1)**: Tallied a long punt of 60 yards, his longest of the season...finished with eight punts for 436 yards, a 54.5-yard average and 49.8-yard net, and placed three punts inside the 20-yard line...**vs. Cleveland (10/25)**: Punted five times for 244 yards for a 48.0-yard average and 48.0-yard net...place three punts inside the 20-yard line and had a long of 56 yards...**at Green Bay (10/11)**: Completed a 20-yard pass to S Cody Davis on a fake punt conversion...marked his second-longest pass completion of his career...punted four times for 181 yards...placed one punt inside the 20-yard line and had a long of 51 yards...**4 at Arizona (10/4)**: Punted seven times for 348 yards, a 49.7-yard average and 45.1-yard net...had a long punt of 57 yards...**at Washington (9/20)**: Punted eight times for 381 yards, a 47.6-yard average and 46.1-yard net...tallied a long of 53 yards and placed four punts inside the 20-yard line.

2014 SEASON: Finished the season with a 46.5-yard gross average for eighth in the league and registered the fourth best single-season total in Rams history...**vs. Seattle (10/19)**: Connected with RB Benny Cunningham on an 18-yard pass in punt formation to convert a fourth-and-3 on the St. Louis 18-yard line with 2:55 left to play...marked his fifth career pass, first of the season...punted three times for 153 yards, a 44.7-yard average...**at Kansas City (10/26)**: Punted six times for 324 yards, a 54.0-yard average...tallied a long of 60 yards... **at Arizona (11/9)**: Punted seven times for 305 yards, a 43.6-yard average...**at San Diego (11/23)**: Connected with WR Stedman Bailey on an 19-yard pass in punt formation to convert a fourth-and-4...marked his sixth career pass, second of the season...punted four times for 178 yards, a 44.5-yard average...tallied a long of 57 yards...**vs. Oakland (11/30/14)**: Punted six times for 275 yards, a 45.8-yard average...tallied a long of 60 yards...**at Washington (12/7/14)**: Connected with TE Cory Harkey for a two-point conversion... punted four times for 174 yards, a 43.5-yard average...tallied a long of 61 yards...

2013 SEASON: Earned Pro Bowl and First-Team All-Pro honors after recording the highest single-season net average (44.2) in NFL history...finished with a 46.3-yard gross average for 10th in the league and was the fourth best single-season total in Rams history...opponents averaged just 2.6 yards per return, the best total in the NFL in 2013...also added two special teams tackles...**vs. Arizona (9/8)**: Punted three times for 147 yards...placed one inside the 20-yard line and had one touchback...only one punt was returned and it went for a 1-yard gain...**vs. San Francisco (9/26)**: Notched a career-high 11 punts for 490 yards...averaged 44.5 yards per punt and registered a long of 60 yards...placed six punts inside the 20-yard line and one touchback...**vs. Jacksonville (10/6)**: Punted seven times for 286 yards, a 40.9-yard average and 40.1-yard net...placed two punts inside the 20-yard line and tallied a long of 56 yards...**at Houston (10/13)**: Punted three times for 135 yards...placed one punt inside the 20-yard line...**at Carolina (10/20)**: Punted four times for 159 yards...**vs. Tennessee (11/3)**: Punted five times for 242 yards for a 48.4-yard average and 46.8-yard net average...he placed one punt inside the 20-yard line and had a long of 57 yards...**at Indianapolis (11/10)**: Punted five times for 242 yards, including a long of 61 yards...averaged 48.4 yards per punt, a 43.4 net average...**vs. Chicago (11/24)**: Punted two times for 97 yards...his 43.7 net average leads the NFL...**at San Francisco (12/1)**: Punted five times for 244 yards, including a long of 54 yards...registered an average of 48.8 yards, a 47.8 yard net...continues to lead the NFL in net average (44.0)...**at Arizona (12/8)**: Punted five times for 257 yards, a 51.4 yard average and 42.8-yard net average...tallied two touchbacks and a long of 64 yards...**vs. New Orleans (12/15)**: Punted four times for 167 yards, a 41.8-yard average and 41.8-yard net average...registered a long of 52 yards and placed two punts inside the 20-yard line...continues to lead the NFL in net punting average (43.8)...added one special teams tackle...**vs. Tampa Bay (12/22)**: Punted two times for 88 yards for a 44-yard average and 44-yard net average...**at Seattle (12/29)**: Punted seven times for 337 yards, a 48.1 average and 48.4 yard net average.

2012 SEASON: Finished his first NFL campaign with a 45.8-yard gross average and a net average of 39.9 yards per attempt... both of those numbers are the fourth best for a season in Rams history...**at Detroit (9/9)**: Punted five times for 241 yards, a 48.2-yard average and 37.6-yard net...placed one punt inside the 20-yard line and recorded a long of 57 yards...**vs. Washington (9/16)**: Punted three times for 163 yards, a 54.3-yard average and 48.7-yard net, placed one inside the 20-yard line and had a long of 66 yards...**at Chicago (9/23)**: Punted six times for 279 yards, a 46.5-yard average and a long of 56 yards...ranked third in the NFC in punting average with a 48.8 average in three games...**vs. Seattle (9/30)**: Threw a two-yard touchdown pass to WR Danny Amendola on a fake field goal play...no Rams punter has thrown a touchdown pass since the merger...punted four times for 156 yards, a 39-yard average and 38.8-yard net...placed one inside the 20...**vs. Arizona (10/4)**: Punted a season-high seven times for 398 yards, including a season-long of 68 yards...averaged 56.9 yards per punt, setting a franchise single-game record...placed three punts inside the 20-yard line...also made one special teams tackle...**at Miami (10/14)**: Punted three times for 135 yards with a long of 56 yards...averaged 45 yards per punt with a 38.3 net...placed two inside the 20-yard line...**vs. Green Bay (10/21)**: Punted two times for 99 yards, a 49.5-yard average and 42-yard net...tallied a long of 55 yards...**vs. New England (10/28)**: Punted four times for 195 yards, a 48.8-yard average and 44.8-yard net...placed one kick inside the 20 and tallied a long of 50 yards...**at San Francisco (11/11)**: Threw a 21-yard completion to S Rodney McLeod on fourth-and-four from the St. Louis 10-yard line with :49 left in the half on a fake punt...marked his second pass completion this season and McLeod's first career reception...on a second fake punt, completed a 19-yard pass to TE Lance Kendricks...the play pushed his passing totals to two-for-two for 40 yards on the day, and also marks his third completion this season...punted four times for 147 yards for a 36.8-yard average, 31-yard net and placed one inside the 20-yard line...**vs. New York Jets (11/18)**: Punted five times for 251 yards, a 50.2-yard average, 44.4-yard net...placed one inside the 20-yard line and had a long of 57 yards...**at Arizona (11/25)**: Punted six times for 260 yards, a 43.3-yard average and 33.5-yard net...tallied a long of 48 yards and placed one inside the 20-yard line...**vs. San Francisco (12/2)**: Punted a season-high nine times for 388 yards for a 43.1-yard average and 42.4-yard net...tallied a long of 63 yards and placed three punts inside the 20-yard line...**at Buffalo (12/9)**: Punted eight times for 302 yards, a 37.8-yard average and 32.3-yard net...placed two punts inside the 20-yard line and tallied a long of 50 yards...**vs. Minnesota (12/16)**:

Punted four times for 164 yards...placed one punt inside the 20-yard line and had a long of 55 yards....**at Tampa Bay (12/23):** Punted seven times for 335 yards, a 47.9-yard average and 46.9-yard net. Hekker placed two punts inside the 20-yard line and tallied a long of 57 yards...**at Seattle (12/30):** Punted five times for 243 yards and finished with a net average of 40.2 yards and a gross average of 48.6 yards.

COLLEGE: Four-year starter, finished his career as one of Oregon State's most prolific punters in history...the third-best career punt yardage average at OSU at 41.3 yards per punt...set the single-game school record with a 52.5-yard average (6-315) at Utah in 2011...earned College Football Performance Award Punter of the Week...semi-finalist for the Ray Guy Award in 2009...52 career punts of 50+ yards, including 17 as a senior in 2011 when he had six different games with at least one punt of 60+ yards...earned Pac-12 Conference honorable mention...87 career punts downed inside the 20-yard line ...named the Sun Bowl Special Teams MVP in 2008 after averaging 45 yards on 10 punts...also the holder on placekicks for three years...two-time Pac-10 All-Academic selection.

PERSONAL: Has a degree in general science...serves as the Rams' Ambassador for "Fuel Up To Play 60," the joint NFL-National Dairy Council Health and Wellness program for students...served as the state ambassador for Special Olympics in Illinois and Missouri...also on the board for Team Activities for Special Kids (TASK), a year-round instructional sports program that provides athletic and social opportunities to kids with special needs...serves as a Waterboys Ambassador, which supports providing clean, accessible drinking water to rural communities in East Africa.

JOHNNY HEKKER NFL STATISTICS

| REGULAR SEASON | | | | | | | | | | | | |
|----------------|------|-----------|------------|---------------|-------------|------------|--------------|---------------|-----------|------------|-----------|----------|
| Year | Team | Punting | | | Avg | Opp Ret | Ret Yds | Net Yds | TB | I20 | Lg | Blk |
| | | G | No | Yds | | | | | | | | |
| 2012 | RAMS | 16 | 82 | 3,756 | 45.8 | 41 | 402 | 3,274 | 4 | 22 | 68 | 0 |
| 2013 | RAMS | 16 | 78 | 3,609 | 46.3 | 30 | 79 | 3,450 | 4 | 19 | 64 | 0 |
| 2014 | RAMS | 16 | 80 | 3,721 | 46.5 | 28 | 192 | 3,429 | 5 | 33 | 61 | 1 |
| 2015 | RAMS | 16 | 96 | 4,601 | 47.9 | 40 | 289 | 4,192 | 6 | 41 | 68 | 0 |
| 2016 | RAMS | 16 | 98 | 4,680 | 47.8 | 35 | 152 | 4,508 | 1 | 51 | 78 | 0 |
| 2017 | RAMS | 1 | 5 | 218 | 43.6 | 3 | 0 | 218 | 0 | 5 | 47 | 0 |
| TOTALS | | 81 | 439 | 20,585 | 46.9 | 177 | 1,114 | 19,071 | 20 | 177 | 78 | 1 |

| Year | Team | Passing | | | | | | | | | |
|--------------|------|-----------|----------|-------------|------------|------------|----------|----------|-----------|------------|--------------|
| | | Att. | Cmp | Pct. | Yds | Yds/Att | TD | Int | Lg | Sk-Yds | Rtg. |
| 2012 | RAMS | 3 | 3 | 100.0 | 42 | 14.0 | 1 | 0 | 21 | 0-0 | 158.3 |
| 2013 | RAMS | 1 | 0 | 0.0 | 0 | 0.0 | 0 | 0 | 0 | 0-0 | 39.6 |
| 2014 | RAMS | 2 | 2 | 100.0 | 37 | 18.5 | 0 | 0 | 19 | 0-0 | 118.8 |
| 2015 | RAMS | 4 | 1 | 25.0 | 20 | 5.0 | 0 | 0 | 20 | 0-0 | 47.9 |
| 2016 | RAMS | 2 | 1 | 50.0 | 4 | 2.0 | 0 | 0 | 4 | 0-0 | 56.3 |
| 2017 | RAMS | 0 | 0 | 0.0 | 0 | 0.0 | 0 | 0 | 0 | 0-0 | 0.0 |
| Total | | 12 | 7 | 58.3 | 103 | 8.6 | 1 | 0 | 21 | 0-0 | 114.2 |

ADDITIONAL CAREER STATISTICS: Threw one touchdown pass to WR Danny Amendola vs. Seattle (9/30/12), Connected with TE Cory Harkey for a two-point conversion...connected with RB Benny Cunningham on an 18-yard pass in punt formation to convert a fourth-and-3 on the St. Louis 18-yard line (10/19/14)...connected with WR Stedman Bailey on an 19-yard pass in punt formation to convert a fourth-and-4 (11/23/14)...connected with S Cody Davis for 20-yard reception to convert a fourth-and-2 at Green Bay (10/11/15)...connected with RB Chase Reynolds for a four-yard reception to convert a fourth-and-one vs. Arizona (1/1/17)

Special teams tackles: 2012 (1), 2013 (1), 2015 (1).

SINGLE GAME HIGHS
Punts – 11, vs. San Francisco (9/26/13)
Long – 78, at New York Jets (11/13/16)
Yards – 490, vs. San Francisco (9/26/13)

JOHNNY HEKKER GAME-BY-GAME STATISTICS

2017 LOS ANGELES RAMS

| Game | W/L | No | Yds | Avg | Opp Ret | Opp Yds | Net Yds | Net Avg | TB | I20 | Lg | Blk |
|------------|-----|----|-----|------|---------|---------|---------|---------|----|-----|----|-----|
| IND 9/10 | W | 5 | 218 | 43.6 | 3 | 0 | 218 | 43.6 | 0 | 5 | 47 | 0 |
| WAS 9/17 | | 0 | 0 | 0 | 0 | 0 | 0 | 0 | 0 | 0 | 0 | 0 |
| @SF 9/21 | | 0 | 0 | 0 | 0 | 0 | 0 | 0 | 0 | 0 | 0 | 0 |
| @DAL 10/1 | | 0 | 0 | 0 | 0 | 0 | 0 | 0 | 0 | 0 | 0 | 0 |
| SEA 10/8 | | 0 | 0 | 0 | 0 | 0 | 0 | 0 | 0 | 0 | 0 | 0 |
| @JAC 10/15 | | 0 | 0 | 0 | 0 | 0 | 0 | 0 | 0 | 0 | 0 | 0 |
| ARI 10/22 | | 0 | 0 | 0 | 0 | 0 | 0 | 0 | 0 | 0 | 0 | 0 |
| @NYG 11/5 | | 0 | 0 | 0 | 0 | 0 | 0 | 0 | 0 | 0 | 0 | 0 |
| HOU 11/12 | | 0 | 0 | 0 | 0 | 0 | 0 | 0 | 0 | 0 | 0 | 0 |
| @MIN 11/19 | | 0 | 0 | 0 | 0 | 0 | 0 | 0 | 0 | 0 | 0 | 0 |
| NO 11/26 | | 0 | 0 | 0 | 0 | 0 | 0 | 0 | 0 | 0 | 0 | 0 |
| @ARI 12/2 | | 0 | 0 | 0 | 0 | 0 | 0 | 0 | 0 | 0 | 0 | 0 |
| PHI 12/10 | | 0 | 0 | 0 | 0 | 0 | 0 | 0 | 0 | 0 | 0 | 0 |
| @SEA 12/17 | | 0 | 0 | 0 | 0 | 0 | 0 | 0 | 0 | 0 | 0 | 0 |
| @TEN 12/24 | | 0 | 0 | 0 | 0 | 0 | 0 | 0 | 0 | 0 | 0 | 0 |
| SF 12/31 | | 0 | 0 | 0 | 0 | 0 | 0 | 0 | 0 | 0 | 0 | 0 |
| TOTALS | 1-0 | 5 | 218 | 43.6 | 3 | 0 | 218 | 43.6 | 0 | 5 | 47 | 0 |

2016 LOS ANGELES RAMS

| Game | W/L | No | Yds | Avg | Opp Ret | Opp Yds | Net Yds | Net Avg | TB | I20 | Lg | Blk |
|------------|------|----|-------|------|---------|---------|---------|---------|----|-----|----|-----|
| @SF 9/12 | L | 10 | 431 | 43.1 | 2 | 11 | 420 | 42.0 | 0 | 4 | 54 | 0 |
| SEA 9/18 | W | 6 | 237 | 39.5 | 0 | 0 | 237 | 39.5 | 0 | 6 | 52 | 0 |
| @TB 9/25 | W | 5 | 256 | 51.2 | 2 | 26 | 230 | 46.0 | 0 | 2 | 64 | 0 |
| @ARI 10/2 | W | 6 | 277 | 46.2 | 3 | 23 | 254 | 42.3 | 0 | 3 | 55 | 0 |
| BUF 10/9 | L | 2 | 109 | 54.5 | 2 | -2 | 111 | 55.5 | 0 | 1 | 57 | 0 |
| @DET 10/16 | L | 2 | 94 | 47.0 | 1 | 4 | 90 | 45.0 | 0 | 0 | 54 | 0 |
| NYG 10/23 | L | 7 | 320 | 45.7 | 4 | 11 | 309 | 44.1 | 0 | 6 | 58 | 0 |
| CAR 11/6 | L | 5 | 243 | 48.6 | 0 | 0 | 223 | 44.6 | 1 | 2 | 75 | 0 |
| @NYJ 11/13 | W | 7 | 362 | 51.7 | 4 | 10 | 352 | 50.3 | 0 | 4 | 78 | 0 |
| MIA 11/20 | L | 8 | 364 | 45.5 | 1 | 1 | 363 | 45.4 | 0 | 5 | 61 | 0 |
| @NO 11/27 | L | 6 | 294 | 49.0 | 2 | 8 | 286 | 47.7 | 0 | 2 | 68 | 0 |
| @NE 12/4 | L | 8 | 430 | 53.8 | 6 | 7 | 423 | 52.9 | 0 | 5 | 76 | 0 |
| ATL 12/11 | L | 7 | 340 | 48.6 | 0 | 0 | 340 | 48.6 | 0 | 6 | 57 | 0 |
| @SEA 12/15 | L | 4 | 216 | 54.0 | 2 | 16 | 200 | 50.0 | 0 | 0 | 66 | 0 |
| SF 12/24 | L | 8 | 368 | 46.0 | 2 | 9 | 359 | 44.9 | 0 | 4 | 53 | 0 |
| ARI 11/17 | L | 7 | 336 | 48.1 | 4 | 26 | 311 | 44.4 | 0 | 1 | 73 | 0 |
| TOTALS | 4-12 | 98 | 4,680 | 47.8 | 35 | 152 | 4,508 | 46.0 | 1 | 51 | 78 | 0 |

2015 ST. LOUIS RAMS

| Game | W/L | No | Yds | Avg | Opp Ret | Opp Yds | Net Yds | Net Avg | TB | I20 | Lg | Blk |
|------------|-----|----|-------|------|---------|---------|---------|---------|----|-----|----|-----|
| SEA 9/13 | W | 3 | 142 | 47.3 | 2 | 63 | 79 | 26.3 | 0 | 0 | 55 | 0 |
| @WSH 9/20 | L | 8 | 381 | 47.6 | 5 | 12 | 381 | 46.1 | 0 | 4 | 52 | 0 |
| PIT 9/27 | L | 4 | 170 | 42.5 | 0 | 0 | 150 | 37.5 | 1 | 2 | 50 | 0 |
| @ARI 10/4 | W | 7 | 348 | 49.7 | 5 | 32 | 316 | 45.1 | 0 | 2 | 57 | 0 |
| @GB 10/11 | L | 4 | 181 | 45.3 | 2 | 9 | 152 | 38.0 | 0 | 1 | 51 | 0 |
| CLE 10/25 | W | 5 | 244 | 48.8 | 2 | 4 | 240 | 48.0 | 0 | 3 | 56 | 0 |
| SF 11/1 | W | 8 | 436 | 54.4 | 5 | 38 | 398 | 49.8 | 0 | 4 | 60 | 0 |
| @MIN 11/8 | L | 8 | 372 | 46.5 | 4 | 40 | 332 | 41.5 | 0 | 2 | 63 | 0 |
| CHI 11/15 | L | 6 | 296 | 49.3 | 3 | 9 | 287 | 47.8 | 0 | 3 | 60 | 0 |
| @BAL 11/22 | L | 8 | 367 | 45.9 | 3 | 5 | 342 | 42.8 | 1 | 4 | 63 | 0 |
| @CIN 11/29 | L | 5 | 225 | 45.0 | 2 | 16 | 189 | 37.8 | 1 | 1 | 56 | 0 |
| ARI 12/6 | L | 8 | 436 | 54.5 | 3 | 30 | 386 | 48.3 | 1 | 5 | 68 | 0 |
| DET 12/13 | W | 6 | 284 | 47.3 | 2 | 11 | 273 | 45.5 | 0 | 4 | 61 | 0 |
| TB 12/17 | W | 5 | 220 | 44.0 | 0 | 0 | 220 | 44.0 | 0 | 3 | 49 | 0 |
| @SEA 12/27 | W | 6 | 240 | 40.0 | 2 | 20 | 220 | 36.7 | 0 | 2 | 50 | 0 |
| @SF 1/3 | L | 5 | 259 | 51.8 | 0 | 0 | 239 | 47.8 | 1 | 1 | 68 | 0 |
| TOTAL | 7-9 | 96 | 4,601 | 47.9 | 40 | 289 | 4,192 | 43.7 | 6 | 41 | 68 | 0 |

2014 ST. LOUIS RAMS


| Game | W/L | No | Yds | Avg | Opp Ret | Opp Yds | Net Yds | Net Avg | TB | I20 | Lg | Blk |
|------------|------|----|-------|------|---------|---------|---------|---------|----|-----|----|-----|
| MIN 9/7 | L | 6 | 279 | 46.5 | 1 | 6 | 273 | 45.5 | 0 | 2 | 57 | 0 |
| @TB 9/14 | W | 2 | 98 | 49.0 | 1 | 0 | 98 | 49.0 | 0 | 1 | 53 | 0 |
| DAL 9/21 | L | 1 | 24 | 24.0 | 0 | 0 | 24 | 24.0 | 0 | 1 | 24 | 0 |
| PHL 10/5 | L | 4 | 166 | 41.5 | 1 | 23 | 143 | 28.6 | 0 | 2 | 56 | 1 |
| SF 10/13 | L | 8 | 351 | 43.9 | 5 | 29 | 322 | 40.3 | 0 | 2 | 56 | 0 |
| SEA 10/19 | W | 3 | 153 | 51.0 | 2 | 19 | 134 | 51.0 | 0 | 1 | 56 | 0 |
| @KC 10/26 | L | 6 | 324 | 54.0 | 4 | 27 | 277 | 46.2 | 1 | 1 | 60 | 0 |
| @SF 11/2 | W | 6 | 281 | 46.8 | 1 | 12 | 249 | 41.5 | 1 | 2 | 60 | 0 |
| @ARI 11/9 | L | 7 | 305 | 43.6 | 1 | 8 | 277 | 39.6 | 1 | 2 | 57 | 0 |
| DEN 11/16 | W | 6 | 260 | 43.3 | 1 | 0 | 260 | 43.3 | 0 | 4 | 54 | 0 |
| @SD 11/23 | L | 4 | 178 | 44.5 | 1 | 0 | 178 | 44.5 | 0 | 2 | 57 | 0 |
| OAK 11/30 | W | 6 | 275 | 45.8 | 2 | 4 | 251 | 41.8 | 1 | 3 | 60 | 0 |
| @WAS 12/7 | W | 4 | 174 | 43.5 | 2 | 3 | 171 | 42.8 | 0 | 3 | 61 | 0 |
| ARI 12/11 | L | 8 | 404 | 50.5 | 4 | 54 | 350 | 43.8 | 0 | 3 | 59 | 0 |
| NYG 12/21 | L | 4 | 202 | 50.5 | 0 | 0 | 182 | 45.5 | 0 | 3 | 56 | 0 |
| @SEA 12/28 | L | 5 | 247 | 49.4 | 2 | 7 | 240 | 48.0 | 1 | 1 | 55 | 0 |
| TOTAL | 6-10 | 80 | 3,721 | 46.5 | 28 | 192 | 3,429 | 42.3 | 5 | 33 | 61 | 1 |

2013 ST. LOUIS RAMS

| Game | W/L | No | Yds | Avg | Opp Ret | Opp Yds | Net Yds | Net Avg | TB | I20 | Lg | Blk |
|------------|-----|----|-------|------|---------|---------|---------|---------|----|-----|----|-----|
| ARI 9/8 | W | 3 | 147 | 49.0 | 1 | 1 | 126 | 42.0 | 1 | 1 | 55 | 0 |
| @ATL 9/15 | L | 6 | 298 | 49.7 | 2 | 4 | 294 | 49.0 | 0 | 0 | 63 | 0 |
| @DAL 9/22 | L | 5 | 238 | 47.6 | 4 | 16 | 222 | 44.4 | 0 | 0 | 57 | 0 |
| SF 9/26 | L | 11 | 490 | 44.5 | 1 | 0 | 470 | 42.7 | 1 | 6 | 60 | 0 |
| JAC 10/6 | W | 7 | 286 | 40.9 | 4 | 5 | 281 | 40.1 | 0 | 2 | 56 | 0 |
| @HOU 10/13 | W | 3 | 135 | 45.0 | 2 | 6 | 129 | 43.0 | 0 | 1 | 47 | 0 |
| @CAR 10/20 | L | 4 | 159 | 39.8 | 1 | -1 | 160 | 40.0 | 0 | 0 | 52 | 0 |
| SEA 10/28 | L | 4 | 182 | 45.5 | 3 | 9 | 173 | 43.3 | 0 | 2 | 55 | 0 |
| TEN 11/3 | L | 5 | 242 | 48.4 | 2 | 8 | 234 | 46.8 | 0 | 1 | 57 | 0 |
| @IND 11/10 | W | 5 | 242 | 48.4 | 3 | 25 | 217 | 43.4 | 0 | 1 | 61 | 0 |
| CHI 11/24 | W | 2 | 97 | 48.5 | 1 | 0 | 97 | 48.5 | 0 | 0 | 51 | 0 |
| @SF 12/1 | L | 5 | 244 | 48.8 | 2 | 5 | 239 | 47.8 | 0 | 1 | 54 | 0 |
| @ARI 12/8 | L | 5 | 257 | 51.4 | 2 | 3 | 214 | 42.8 | 2 | 0 | 64 | 0 |
| NO 12/15 | W | 4 | 167 | 41.8 | 0 | 0 | 167 | 41.8 | 0 | 2 | 52 | 0 |
| TB 12/22 | W | 2 | 88 | 44.0 | 0 | 0 | 88 | 44.0 | 0 | 1 | 46 | 0 |
| @SEA 12/29 | L | 7 | 337 | 48.1 | 2 | -2 | 339 | 48.4 | 0 | 1 | 58 | 0 |
| TOTAL | 7-9 | 78 | 3,609 | 46.3 | 30 | 79 | 3,450 | 44.2 | 4 | 19 | 64 | 0 |

2012 ST. LOUIS RAMS

| Game | W/L | No | Yds | Avg | Opp Ret | Opp Yds | Net Yds | Net Avg | TB | I20 | Lg | Blk |
|------------|-----|----|-----|------|---------|---------|---------|---------|----|-----|----|-----|
| @DET 9/9 | L | 5 | 241 | 48.2 | 5 | 53 | 188 | 37.6 | 0 | 1 | 57 | 0 |
| WAS 9/16 | W | 3 | 163 | 54.3 | 1 | -3 | 146 | 48.7 | 1 | 1 | 66 | 0 |
| @CHI 9/23 | L | 6 | 279 | 46.5 | 3 | 39 | 220 | 36.7 | 1 | 1 | 56 | 0 |
| SEA 9/30 | W | 4 | 156 | 39.0 | 2 | 1 | 155 | 38.8 | 0 | 1 | 48 | 0 |
| ARI 10/4 | W | 7 | 398 | 56.9 | 5 | 76 | 322 | 46.0 | 0 | 3 | 68 | 0 |
| @MIA 10/14 | L | 3 | 135 | 45.0 | 0 | 0 | 115 | 38.3 | 1 | 2 | 56 | 0 |
| GB 10/21 | L | 2 | 99 | 49.5 | 1 | 15 | 84 | 42.0 | 0 | 1 | 55 | 0 |
| NE 10/28 | L | 4 | 195 | 48.8 | 3 | 16 | 179 | 44.8 | 0 | 1 | 50 | 0 |
| @SF 11/11 | T | 4 | 147 | 36.8 | 2 | 23 | 124 | 31.0 | 0 | 1 | 45 | 0 |
| NYJ 11/18 | I | 5 | 251 | 50.2 | 3 | 29 | 222 | 44.4 | 0 | 1 | 57 | 0 |
| @ARI 11/25 | W | 6 | 260 | 43.3 | 4 | 59 | 201 | 33.5 | 0 | 1 | 48 | 0 |
| SF 12/2 | W | 9 | 388 | 43.1 | 2 | 6 | 382 | 42.4 | 0 | 3 | 63 | 0 |
| @BUF 12/9 | W | 8 | 302 | 37.8 | 4 | 44 | 258 | 32.3 | 0 | 2 | 50 | 0 |
| MIN 12/16 | L | 4 | | | | | | | | | | |



89 | TYLER HIGBEE

Position: Tight End
 Ht./Wt.: 6-6/257
 Birth Date: 1/1/93
 College: Western Kentucky
 Hometown: Clearwater, Fla.
 Experience: 2nd year (2nd Rams)
 Acquired: D4A-2016 (110th)

Career GP/GS (Playoffs): 17/7 (0/0)



TRANSACTIONS: Selected in the fourth round of the 2016 draft (110th overall) on 4/30/16.

2017 SEASON: Week 1 vs. Indianapolis (9/10): Started at tight end...hauled in two receptions for 17 yards.

2016 SEASON: Started in six-of-16 games in his rookie campaign...hauled in 11 receptions for 85 yards and scored his first career touchdown...**at San Francisco (9/13):** In his first career NFL game, recorded one reception...**at Tampa Bay (9/25):** Made first career NFL start at tight end...saw significant action on special teams...**at Arizona (10/2):** Saw action at tight end and recorded one reception...**vs. New York Giants (10/23):** Recorded one catch for a four-yard gain...**vs. Carolina (11/6):** Made second career start at tight end...recorded a career-long 31-yard reception...**at New England (12/4):** Recorded two catches for 16 yards...**vs. Atlanta (12/11):** Caught one pass for eight yards...**at Seattle (12/15):** Hauled in a 15-yard reception...**vs. San Francisco (12/26):** Recorded two receptions for five yards...scored his first career touchown on a two-yard pass from QB Jared Goff.

COLLEGE: Played in 38 games with 15 starts...earned a midseason addition to the Biletnikoff Watch List in 2015...racked up a pair of 100-yard receiving games and four touchdowns through the first four games of the year and caught at least one touchdown in six of his nine games, including two, two-touchdowns game...named the John Mackey Award Tight End of the Week following the season opener at Vanderbilt when he caught four passes for 102 yards...as a junior in 2014, he tallied 230 yards on 15 receptions, including four touchdowns...notched a breakout performance at No. 19 Marshall when came up with three-touchdowns on six passes for 99 yards, to earn CFPA honorable mention National Tight End of the Week honors...he was also one of only three tight ends last season to catch at least three touchdowns in a game, joined by FIU's Jonnu Smith and Minnesota's Maxx Williams...became one of just four players in WKU history to catch at least three touchdowns in a single game and the first since 1978...in 2013, saw time in seven games and three starts after converting over from wide receiver...finished the year with 13 catches for 169 yards and a touchdown...redshirted in 2012...as a true freshman in 2011, he played in 11 games...finished the regular season with a pair of catches for 92 yards...tallied his first career catch on a 63-yard touchdown grab.

PERSONAL: Named team MVP and team captain for his senior season at East Lake High School. He reeled in 42 receptions as a tight end, leading the county in receptions, to total over 540 receiving yards and eight touchdowns in his final season. He finished his career with over 1,100 yards receiving and 18 touchdowns. Higbee earned first-team All-County honors as well as being a Pinellas County All-Star his senior year. He was rated as a two-star recruit by Rivals.com after lettering all four years in football. He also earned a pair of letters on the baseball diamond at the varsity level.

TYLER HIGBEE NFL STATISTICS

| Year | Team | G/S | REGULAR SEASON | | | | |
|--------------|------|-------------|----------------|------------|------------|-----------|----------|
| | | | Receiving | | Avg | Lg | TD |
| No | Yds | | | | | | |
| 2016 | RAMS | 16/7 | 11 | 85 | 7.7 | 31 | 1 |
| 2017 | RAMS | 1/1 | 2 | 17 | 8.5 | 9 | 0 |
| TOTAL | | 17/8 | 13 | 102 | 7.8 | 31 | 1 |

TYLER HIGBEE GAME-BY-GAME STATISTICS

| 2017 LOS ANGELES RAMS | | | | | | | | | | | | |
|-----------------------|-----|-----------|----|-----|-----|---------|----|-----|-----|-----|----|----|
| Game | W/L | Receiving | | | | Rushing | | | | | | |
| | | P/S | No | Yds | Avg | Lg | TD | Att | Yds | Avg | Lg | TD |
| IND 9/10 | W | 1/1 | 2 | 17 | 8.5 | 9 | 0 | 0 | 0 | 0.0 | 0 | 0 |
| WAS 9/17 | | 0/0 | 0 | 0 | 0.0 | 0 | 0 | 0 | 0 | 0.0 | 0 | 0 |
| @SF 9/21 | | 0/0 | 0 | 0 | 0.0 | 0 | 0 | 0 | 0 | 0.0 | 0 | 0 |
| @DAL 10/1 | | 0/0 | 0 | 0 | 0.0 | 0 | 0 | 0 | 0 | 0.0 | 0 | 0 |
| SEA 10/8 | | 0/0 | 0 | 0 | 0.0 | 0 | 0 | 0 | 0 | 0.0 | 0 | 0 |
| @JAC 10/15 | | 0/0 | 0 | 0 | 0.0 | 0 | 0 | 0 | 0 | 0.0 | 0 | 0 |
| ARI 10/22 | | 0/0 | 0 | 0 | 0.0 | 0 | 0 | 0 | 0 | 0.0 | 0 | 0 |
| @NYG 11/5 | | 0/0 | 0 | 0 | 0.0 | 0 | 0 | 0 | 0 | 0.0 | 0 | 0 |
| HOU 11/12 | | 0/0 | 0 | 0 | 0.0 | 0 | 0 | 0 | 0 | 0.0 | 0 | 0 |
| @MIN 11/19 | | 0/0 | 0 | 0 | 0.0 | 0 | 0 | 0 | 0 | 0.0 | 0 | 0 |
| NO 11/26 | | 0/0 | 0 | 0 | 0.0 | 0 | 0 | 0 | 0 | 0.0 | 0 | 0 |
| @ARI 12/2 | | 0/0 | 0 | 0 | 0.0 | 0 | 0 | 0 | 0 | 0.0 | 0 | 0 |
| PHI 12/10 | | 0/0 | 0 | 0 | 0.0 | 0 | 0 | 0 | 0 | 0.0 | 0 | 0 |
| @SEA 12/17 | | 0/0 | 0 | 0 | 0.0 | 0 | 0 | 0 | 0 | 0.0 | 0 | 0 |
| @TEN 12/24 | | 0/0 | 0 | 0 | 0.0 | 0 | 0 | 0 | 0 | 0.0 | 0 | 0 |
| SF 12/31 | | | | | | | | | | | | |
| TOTALS | 1-0 | 1/1 | 2 | 17 | 8.5 | 9 | 0 | 0 | 0 | 0.0 | 0 | 0 |

| 2016 LOS ANGELES RAMS | | | | | | | | | | | | |
|-----------------------|------|-----------|----|-----|------|---------|----|-----|-----|-----|----|----|
| Game | W/L | Receiving | | | | Rushing | | | | | | |
| | | P/S | No | Yds | Avg | Lg | TD | Att | Yds | Avg | Lg | TD |
| @SF 9/12 | L | 1/0 | 1 | 2 | 2.0 | 2 | 0 | 0 | 0 | 0.0 | 0 | 0 |
| SEA 9/18 | W | 1/0 | 0 | 0 | 0.0 | 0 | 0 | 0 | 0 | 0.0 | 0 | 0 |
| @TB 9/25 | W | 1/1 | 0 | 0 | 0.0 | 0 | 0 | 0 | 0 | 0.0 | 0 | 0 |
| @ARI 10/2 | W | 1/0 | 0 | 0 | 0.0 | 0 | 0 | 0 | 0 | 0.0 | 0 | 0 |
| BUF 10/9 | L | 1/0 | 0 | 0 | 0.0 | 0 | 0 | 0 | 0 | 0.0 | 0 | 0 |
| @DET 10/16 | L | 1/0 | 1 | 4 | 4.0 | 4 | 0 | 0 | 0 | 0.0 | 0 | 0 |
| NYG 10/23 | L | 1/0 | 0 | 0 | 0.0 | 0 | 0 | 0 | 0 | 0.0 | 0 | 0 |
| CAR 11/6 | L | 1/1 | 1 | 31 | 31.0 | 31 | 0 | 0 | 0 | 0.0 | 0 | 0 |
| @NYJ 11/13 | W | 1/1 | 0 | 0 | 0.0 | 0 | 0 | 0 | 0 | 0.0 | 0 | 0 |
| MIA 11/20 | L | 1/1 | 2 | 4 | 2.0 | 3 | 0 | 0 | 0 | 0.0 | 0 | 0 |
| @NO 11/27 | L | 1/1 | 0 | 0 | 0.0 | 0 | 0 | 0 | 0 | 0.0 | 0 | 0 |
| @NE 12/4 | L | 1/0 | 2 | 16 | 8.0 | 10 | 0 | 0 | 0 | 0.0 | 0 | 0 |
| ATL 12/11 | L | 1/0 | 1 | 8 | 8.0 | 8 | 0 | 0 | 0 | 0.0 | 0 | 0 |
| @SEA 12/15 | L | 1/0 | 1 | 15 | 15.0 | 0 | 0 | 0 | 0 | 0.0 | 0 | 0 |
| SF 12/24 | L | 1/1 | 2 | 5 | 2.5 | 3 | 1 | 0 | 0 | 0.0 | 0 | 0 |
| ARI 1/1/17 | L | 1/0 | 0 | 0 | 0.0 | 0 | 0 | 0 | 0 | 0.0 | 0 | 0 |
| TOTALS | 4-12 | 16/6 | 11 | 85 | 7.7 | 31 | 1 | 0 | 0 | 0.0 | 0 | 0 |



22 | TRUMAINE JOHNSON

| | |
|-------------|---------------------|
| Position: | Cornerback |
| Ht./Wt.: | 6-2/213 |
| Birth Date: | 1/1/90 |
| College: | Montana |
| Hometown: | Stockton, Calif. |
| Experience: | 6th year (6th Rams) |
| Acquired: | D3-2012 |

Career GP/GS (Playoffs): 70/48 (0/0)



TRANSACTIONS: Selected in the third round of the 2012 draft (65th overall) on (4/27/12).

PRO: Fifth-year pro has played in 70 games with 48 starts...tallied 273 career tackles (241 solo), 17 interceptions, three touchdowns and 43 passes defended...his 17 career interceptions place him at No. 20 on the Rams All-Time Interceptions list tied with Dick Lange (17), Monte Jackson (17) and Jack Pardee (17).

2017 SEASON: Week 1 vs. Indianapolis (9/10): Started at cornerback...registered two tackles, one pass defended, one forced fumble, one fumble recovery and an interception that he returned 39 yards for a touchdown...the interception that he returned for a touchdown was one-of-two during the game, marking the first time the Rams had two interceptions returned for touchdowns since CB Janoris Jenkins had two against Arizona (11/25/12)

2016 SEASON: Started in 14 match-ups at cornerback...garnered 58 tackles (53 solo) while recovering two fumbles...posted a new career-high with 13 passes defended...**vs. Seattle (9/18):** Tallied six tackles (five solo) and had one fumble recovery...**at Tampa Bay (9/25):** Racked up eight tackles (seven solo), while defending two passes...**at Arizona (10/2):** Recorded five solo tackles...defended a career-high six passes...recorded his first interception of the season, and the second career interception against the Cardinals...**vs. Miami (11/20):** Racked up four solo tackles and one pass defended...**at New England (12/4):** Tallied five tackles (four solo)...**vs. Atlanta (12/11):** Notched six solo tackles...recorded two passes defended.

2015 SEASON: Played in 14 games and started 13...tallied 69 tackles (62 solo)...notched a team-leading and personal best seven interceptions, finished tied for third-most in the NFL...**at San Francisco (1/3/16):** Led the team in tackles with 10 (nine solo), a new single-game high...also had one pass defended...**at Seattle (12/27):** Nabbed an interception off QB Russell Wilson...marked his fourth consecutive game with an interception...also had five solo tackles and two passes defended...**vs. Tampa Bay (12/17):** Intercepted QB Jameis Winston and returned it nine yards...pushed his season total to six interceptions, tied for fourth-most in the NFL...also notched nine tackles (eight solo)...**vs. Detroit (12/13):** Intercepted QB Matt Stafford and returned it 58 yards for a touchdown...also made five tackles (four solo) and two passes defended...**at Baltimore (11/22):** Picked off Ravens QB Joe Flacco and returned it 25 yards...established a new season-high for interceptions with four...also had one solo tackle...**at Minnesota (11/8):** Registered his third interception of the season...also tallied three solo tackles and one pass defended...**vs. Cleveland (10/25):** Tallied eight tackles (seven solo)...**at Green Bay (10/11):** Picked off Packers QB Aaron Rodgers and returned it 29 yards...registered four solo tackles...**at Arizona (10/4):** Notched nine tackles, also had two passes defended and one fumble recovery...**vs. Seattle (9/13):** Nabbed his first interception of the season off QB Russell Wilson and returned it 15 yards...made four tackles (three solo).

2014 SEASON: Finished season with a team-high three interceptions tallied 45 tackles after missing the first eight weeks of the season due to knee injury... **vs. Denver (11/16):** Started at left corner...tallied two solo tackles...recorded his first interception of the season when he picked off QB Peyton Manning...**vs. Oakland (11/30):** Started at left corner...snagged two interceptions from QB Derek Carr...one of which was returned for a 43-yard touchdown, marked his first career pick-six...garnered five solo tackles...**at San Diego (11/23):** Started at left corner...notched six tackles (five solo)...**at Washington (12/7):** Started at left corner...garnered nine solo tackles...had one pass defended.

2013 SEASON: Played in 16 games, earning 12 starts...totaled three interceptions, seven passes defended and 66 tackles (58 solo)...**vs. Arizona (9/8):** Saw action on defense and special teams...nabbed his first interception of the season and returned it 29 yards to the Arizona 4-yard line...the play helped set-up a 25-yard field goal...marks his longest interception return...he now has three career interceptions...added four solo tackles and one pass defended...**vs. Jacksonville (10/6):** Started at corner...recorded five tackles (three solo)...added a pass defended...**at Houston (10/13):** Started at corner...notched eight tackles (six solo) and one pass defended...**at Carolina (10/20):** Started at corner...tallied a career-high nine tackles (eight solo)...**at Indianapolis (11/10):** Started at corner...hauled in his second interception of the season, fourth career...also had five tackles (four solo) and one pass defended...**at Arizona (12/8):** Started at corner...tied a season high with nine solo tackles, including one for loss...also had one pass defended...**vs. New Orleans (12/15):** Started at corner...intercepted Saints QB Drew Brees in the end zone and returned it seven yards...marks his third interception this season, a new season high...also registered five solo tackles...**at Seattle (12/29):** Started at corner...notched seven tackles (six solo).

2012 SEASON: Finished season with two interceptions, eight passes defended and 35 total tackles while serving as the team's third corner for most of the season...**at Detroit (9/9):** Saw action on defense...**vs. Washington (9/16):** Saw action on defense...**at Chicago (9/23):** Saw action on defense...**vs. Seattle (9/30):** Intercepted a pass from Seattle QB Russell Wilson and returned it three yards...marked the first interception of his career...added a pass defended...**vs. Arizona (10/4):** Saw action on defense...

tallied a season-high four solo tackles...added one special teams tackle...**at Miami (10/14)**: Saw action on defense and special teams...made one special teams tackle...**vs. Green Bay (10/21)**: Saw action on defense and special teams...registered one pass defensed...**vs. New England (10/28)**: Saw action on defense and special teams...tallied one pass defensed...**at San Francisco (11/11)**: Made his first NFL start at right cornerback...logged a season-best five tackles (four solo)...**vs. New York Jets (11/18)**: Saw action on defense and special teams...recorded three solo tackles...**at Arizona (11/25)**: Saw action on defense and special teams...made three solo tackles...**vs. San Francisco (12/2)**: Saw action on defense and special teams...registered one solo tackle...**at Buffalo (12/9)**: Saw action on defense and special teams...made four solo tackles, including one for loss...also made one special teams tackle...**vs. Minnesota (12/16)**: Saw action on defense...registered one pass defense and three tackles (two solo)...**at Tampa Bay (12/23)**: Started at corner...registered his second career interception...made four tackles (three solo)...added three passes defensed...**at Seattle (12/30)**: Started at corner...recorded a career-high eight tackles (six solo) and one pass defensed.

COLLEGE: Started 42-of-47 games at Montana...recorded 173 tackles (105 solos) with 1.5 sacks, 13.0 stops for losses of 30 yards, a quarterback pressure and a safety as a result of his 2011 sack...deflected 35 passes and had fifteen interceptions for 188 yards in returns (12.53 avg) and a pair of touchdowns...gained 178 yards on eight kickoff returns (22.2 avg)...for his entire career, opponents have targeted 305 passes into the cornerback's area, as only 102 of those tosses were completed (33.44%), generating 658 yards, an average of 6.45 yards per pass completion and 2.16 yards per attempt...tied for fourth among active NCAA Football Championship Subdivision players with 15 interceptions (joined Jeremy Caldwell of Eastern Kentucky and Al-Rilwan Adeyemi of San Diego University), which also tied for fourth on the school career-record chart, matching the figure first attained by Tim Hauck (1987-89)...since the turn of the century year 2000, his 15 pass thefts are the second-highest total by a Big Sky Conference performer in a career, topped by K.J. Gerard of Northern Arizona (19; 2004-08)...his 35 pass deflections established a new school career record, surpassing the previous mark of 26 by Jimmy Wilson (2004-06, 2010)...notched 40 passes defensed (break-ups and interceptions), the most in the FCS ranks, also setting a Grizzly all-time mark...sociology major.

PERSONAL: Attended Thomas Edison (Stockton, Calif.) High School...three-time gridiron letterman performed as a defensive back (mostly at strong safety), wide receiver and quarterback...handled kickoff return chores...son of Lynn Stallworth and Curtis Johnson...nicknamed "Tru"...resides in Stockton, Calif...participated in numerous community events, including Salvation Army Bell Ringing and the United Way Kickoff for Charity Luncheon.

TRUMAINE JOHNSON NFL STATISTICS

| REGULAR SEASON | | | | | | | | | | | | | | | | |
|----------------|------|-------|---------|------|------|--------------|-----|-----|---------|-----|----|-----|----|----|----|--|
| Year | Team | G/S | Tackles | | | Interception | | | Fumbles | | | Yds | | | | |
| | | | Total | Solo | Asst | Sk | Yds | Int | Yds | Lg | TD | | PD | FF | FR | |
| 2012 | RAMS | 16/3 | 35 | 30 | 5 | 0 | 0 | 2 | 4 | 4 | 0 | 8 | 0 | 0 | 0 | |
| 2013 | RAMS | 16/12 | 66 | 58 | 8 | 0 | 0 | 3 | 36 | 29 | 0 | 7 | 0 | 0 | 0 | |
| 2014 | RAMS | 9/5 | 43 | 36 | 7 | 0 | 0 | 3 | 43t | 43t | 1 | 3 | 0 | 0 | 0 | |
| 2015 | RAMS | 14/13 | 69 | 62 | 7 | 0 | 0 | 7 | 136 | 58t | 1 | 11 | 0 | 1 | 0 | |
| 2016 | RAMS | 14/14 | 58 | 53 | 5 | 0 | 0 | 1 | 0 | 0 | 0 | 13 | 0 | 2 | 0 | |
| 2017 | RAMS | 1/1 | 2 | 2 | 0 | 0 | 0 | 1 | 39t | 39t | 1 | 1 | 1 | 1 | 0 | |
| TOTAL | | 70/48 | 273 | 241 | 32 | 0 | 0 | 17 | 249 | 58t | 3 | 43 | 1 | 4 | 0 | |

ADDITIONAL CAREER STATISTICS: Special Teams Tackles: 2012 (3).

SINGLE GAME HIGHS
 Total Tackles – 10, last at San Francisco (1/3/16)
 Solo Tackles – 9, at Arizona (12/8/13)
 Interceptions – 2, vs. Oakland (11/30/14)
 Passes Defensed – 6, at Arizona (10/2/16)

TRUMAINE JOHNSON GAME-BY-GAME STATISTICS

2017 LOS ANGELES RAMS

| Game | W/L | P/S | T | S | A | Sk | Yds | Int | Yds | Lg | TD | PD | FF | FR | Yds |
|------------|-----|-----|---|---|---|----|-----|-----|-----|-----|----|----|----|----|-----|
| IND 9/10 | W | 1/1 | 2 | 2 | 0 | 0 | 0 | 1 | 39t | 39t | 1 | 1 | 1 | 1 | 0 |
| WAS 9/17 | 0/0 | 0/0 | 0 | 0 | 0 | 0 | 0 | 0 | 0 | 0 | 0 | 0 | 0 | 0 | 0 |
| @SF 9/21 | 0/0 | 0/0 | 0 | 0 | 0 | 0 | 0 | 0 | 0 | 0 | 0 | 0 | 0 | 0 | 0 |
| @DAL 10/1 | 0/0 | 0/0 | 0 | 0 | 0 | 0 | 0 | 0 | 0 | 0 | 0 | 0 | 0 | 0 | 0 |
| SEA 10/8 | 0/0 | 0/0 | 0 | 0 | 0 | 0 | 0 | 0 | 0 | 0 | 0 | 0 | 0 | 0 | 0 |
| @JAC 10/15 | 0/0 | 0/0 | 0 | 0 | 0 | 0 | 0 | 0 | 0 | 0 | 0 | 0 | 0 | 0 | 0 |
| ARI 10/22 | 0/0 | 0/0 | 0 | 0 | 0 | 0 | 0 | 0 | 0 | 0 | 0 | 0 | 0 | 0 | 0 |
| @NYG 11/5 | 0/0 | 0/0 | 0 | 0 | 0 | 0 | 0 | 0 | 0 | 0 | 0 | 0 | 0 | 0 | 0 |
| HOU 11/12 | 0/0 | 0/0 | 0 | 0 | 0 | 0 | 0 | 0 | 0 | 0 | 0 | 0 | 0 | 0 | 0 |
| @MIN 11/19 | 0/0 | 0/0 | 0 | 0 | 0 | 0 | 0 | 0 | 0 | 0 | 0 | 0 | 0 | 0 | 0 |
| NO 11/26 | 0/0 | 0/0 | 0 | 0 | 0 | 0 | 0 | 0 | 0 | 0 | 0 | 0 | 0 | 0 | 0 |
| @ARI 12/2 | 0/0 | 0/0 | 0 | 0 | 0 | 0 | 0 | 0 | 0 | 0 | 0 | 0 | 0 | 0 | 0 |
| PHI 12/10 | 0/0 | 0/0 | 0 | 0 | 0 | 0 | 0 | 0 | 0 | 0 | 0 | 0 | 0 | 0 | 0 |
| @SEA 12/17 | 0/0 | 0/0 | 0 | 0 | 0 | 0 | 0 | 0 | 0 | 0 | 0 | 0 | 0 | 0 | 0 |
| @TEN 12/24 | 0/0 | 0/0 | 0 | 0 | 0 | 0 | 0 | 0 | 0 | 0 | 0 | 0 | 0 | 0 | 0 |
| SF 12/31 | 0/0 | 0/0 | 0 | 0 | 0 | 0 | 0 | 0 | 0 | 0 | 0 | 0 | 0 | 0 | 0 |
| TOTALS | 1-0 | 1/1 | 2 | 2 | 0 | 0 | 0 | 1 | 39t | 39t | 1 | 1 | 1 | 1 | 0 |

2016 LOS ANGELES RAMS

| Game | W/L | P/S | T | S | A | Sk | Yds | Int | Yds | Lg | TD | PD | FF | FR | Yds |
|------------|------|-------|----|----|---|----|-----|-----|-----|----|----|----|----|----|-----|
| @SF 9/12 | L | 1/1 | 4 | 3 | 1 | 0 | 0.0 | 0 | 0 | 0 | 0 | 0 | 0 | 0 | 0 |
| SEA 9/18 | W | 1/1 | 6 | 5 | 1 | 0 | 0.0 | 0 | 0 | 0 | 0 | 0 | 0 | 0 | 1 |
| @TB 9/2 | W | 1/1 | 8 | 7 | 1 | 0 | 0.0 | 0 | 0 | 0 | 0 | 0 | 0 | 2 | 0 |
| @ARI 10/2 | W | 1/1 | 5 | 5 | 0 | 0 | 0.0 | 1 | 0 | 0 | 0 | 6 | 0 | 0 | 0 |
| BUF 10/9 | L | 1/1 | 2 | 2 | 0 | 0 | 0.0 | 0 | 0 | 0 | 0 | 1 | 0 | 0 | 0 |
| @DET 10/16 | L | | | | | | | | | | | | | | |
| NYG 10/23 | L | | | | | | | | | | | | | | |
| CAR 11/6 | L | 1/1 | 3 | 3 | 0 | 0 | 0.0 | 0 | 0 | 0 | 0 | 0 | 0 | 0 | 0 |
| @NYJ 11/13 | W | 1/1 | 3 | 3 | 0 | 0 | 0.0 | 0 | 0 | 0 | 0 | 0 | 0 | 0 | 0 |
| MIA 11/20 | L | 1/1 | 4 | 4 | 0 | 0 | 0.0 | 0 | 0 | 0 | 0 | 0 | 0 | 1 | 0 |
| @NO 11/27 | L | 1/1 | 2 | 2 | 0 | 0 | 0.0 | 0 | 0 | 0 | 0 | 0 | 0 | 1 | 0 |
| @NE 12/4 | L | 1/1 | 5 | 4 | 1 | 0 | 0.0 | 0 | 0 | 0 | 0 | 0 | 0 | 0 | 0 |
| ATL 12/11 | L | 1/1 | 6 | 6 | 0 | 0 | 0.0 | 0 | 0 | 0 | 0 | 0 | 0 | 2 | 0 |
| @SEA 12/15 | L | 1/1 | 3 | 2 | 1 | 0 | 0.0 | 0 | 0 | 0 | 0 | 0 | 0 | 0 | 0 |
| SF 12/24 | L | 1/1 | 2 | 2 | 0 | 0 | 0.0 | 0 | 0 | 0 | 0 | 0 | 0 | 0 | 0 |
| ARI 1/1/17 | L | 1/1 | 5 | 5 | 0 | 0 | 0.0 | 0 | 0 | 0 | 0 | 0 | 0 | 0 | 0 |
| TOTALS | 4-12 | 14/14 | 58 | 53 | 5 | 0 | 0.0 | 1 | 0 | 0 | 0 | 13 | 0 | 2 | 0 |

TRUMAINE JOHNSON GAME-BY-GAME STATISTICS CONTINUED

2015 ST. LOUIS RAMS

| Game | W/L | P/S | T | S | A | Sk | Yds | Int | Yds | Lg | TD | PD | FF | FR | Yds |
|------------|-----|-------|----|----|---|-----|----------|-----|-----|-----|----|----|----|----|-----|
| SEA 9/13 | W | 1/1 | 4 | 3 | 1 | 0.0 | 0.0 | 1 | 15 | 15 | 0 | 0 | 0 | 0 | 0 |
| @WSH 9/20 | L | 1/0 | 1 | 1 | 0 | 0.0 | 0.0 | 0 | 0 | 0 | 1 | 0 | 0 | 0 | 0 |
| PIT 9/27 | L | 1/1 | 4 | 4 | 0 | 0.0 | 0.0 | 0 | 0 | 0 | 1 | 0 | 0 | 0 | 0 |
| @ARI 10/4 | W | 1/1 | 9 | 8 | 1 | 0.0 | 0.0 | 0 | 0 | 0 | 2 | 0 | 1 | 0 | 0 |
| @GB 10/11 | L | 1/1 | 4 | 4 | 0 | 0.0 | 0.0 | 1 | 29 | 0 | 0 | 0 | 0 | 0 | 0 |
| CLE 10/25 | W | 1/1 | 8 | 7 | 1 | 0.0 | 0.0 | 0 | 0 | 0 | 0 | 0 | 0 | 0 | 0 |
| SF 11/1 | W | 1/1 | 5 | 4 | 1 | 0.0 | 0.0 | 0 | 0 | 0 | 1 | 0 | 0 | 0 | 0 |
| @MIN 11/8 | L | 1/1 | 3 | 3 | 0 | 0.0 | 0.0 | 1 | 0 | 0 | 1 | 0 | 0 | 0 | 0 |
| CHI 11/15 | L | 1/1 | 1 | 1 | 0 | 0.0 | 0.0 | 0 | 0 | 0 | 1 | 0 | 0 | 0 | 0 |
| @BAL 11/22 | L | 1/1 | 1 | 1 | 0 | 0.0 | 0.0 | 1 | 25 | 25 | 0 | 0 | 0 | 0 | 0 |
| @CIN 11/29 | L | | | | | | Inactive | | | | | | | | |
| ARI 12/6 | L | | | | | | Inactive | | | | | | | | |
| DET 12/13 | W | 1/1 | 5 | 4 | 1 | 0.0 | 0.0 | 1 | 58 | 58t | 1 | 2 | 0 | 0 | 0 |
| TB 12/17 | W | 1/1 | 9 | 8 | 1 | 0.0 | 0.0 | 1 | 9 | 9 | 0 | 0 | 0 | 0 | 0 |
| @SEA 12/27 | W | 1/1 | 5 | 5 | 0 | 0.0 | 0.0 | 1 | 0 | 0 | 2 | 0 | 0 | 0 | 0 |
| @SF 1/3 | L | 1/1 | 10 | 9 | 1 | 0.0 | 0.0 | 0 | 0 | 0 | 0 | 0 | 0 | 0 | 0 |
| TOTAL | 7-9 | 14/13 | 69 | 62 | 7 | 0.0 | 0.0 | 7 | 136 | 58t | 1 | 11 | 0 | 1 | 0 |

2014 ST. LOUIS RAMS


| Game | W/L | P/S | T | S | A | Sk | Yds | Int | Yds | Lg | TD | PD | FF | FR | Yds |
|------------|-----|-----|----|----|---|-----|-----|-----|-----|----|----|----|----|----------|-----|
| MIN 9/7 | L | | | | | | | | | | | | | Inactive | |
| @TB 9/14 | W | | | | | | | | | | | | | Inactive | |
| DAL 9/21 | L | | | | | | | | | | | | | Inactive | |
| PHI 10/5 | L | | | | | | | | | | | | | Inactive | |
| SF 10/13 | L | | | | | | | | | | | | | Inactive | |
| SEA 10/19 | W | | | | | | | | | | | | | Inactive | |
| @KC 10/26 | L | | | | | | | | | | | | | Inactive | |
| @SF 11/2 | W | 1/0 | 3 | 3 | 0 | 0.0 | 0.0 | 0 | 0 | 0 | 0 | 0 | 0 | 0 | 0 |
| @ARI 11/9 | L | 1/1 | 5 | 3 | 2 | 0.0 | 0.0 | 0 | 0 | 0 | 0 | 0 | 0 | 0 | 0 |
| DEN 11/16 | W | 1/1 | 2 | 2 | 0 | 0.0 | 0.0 | 1 | 0 | 0 | 0 | 1 | 0 | 0 | 0 |
| @SD 11/23 | L | 1/1 | 6 | 5 | 1 | 0.0 | 0.0 | 0 | 0 | 0 | 0 | 0 | 0 | 0 | 0 |
| OAK 11/30 | W | 1/1 | 5 | 5 | 0 | 0.0 | 0.0 | 2 | 43 | 0 | 0 | 0 | 0 | 0 | 0 |
| @WAS 12/7 | W | 1/1 | 8 | 8 | 3 | 0.0 | 0.0 | 0 | 0 | 0 | 0 | 1 | 0 | 0 | 0 |
| ARI 12/11 | L | 1/1 | 4 | 1 | 0 | 0.0 | 0.0 | 0 | 0 | 0 | 0 | 1 | 0 | 0 | 0 |
| NYG 12/21 | L | 1/0 | 5 | 4 | 0 | 0.0 | 0.0 | 0 | 0 | 0 | 0 | 0 | 0 | 0 | 0 |
| @SEA 12/28 | L | 1/1 | 4 | 4 | 0 | 0.0 | 0.0 | 0 | 0 | 0 | 0 | 0 | 0 | 0 | 0 |
| TOTAL | 6-9 | 8/4 | 43 | 36 | 7 | 0.0 | 0.0 | 3 | 43 | 0 | 0 | 3 | 0 | 0 | 0 |

2013 ST. LOUIS RAMS

| Game | W/L | P/S | T | S | A | Sk | Yds | Int | Yds | Lg | TD | PD | FF | FR | Yds |
|------------|-----|-------|----|----|---|-----|-----|-----|-----|----|----|----|----|----|-----|
| ARI 9/8 | W | 1/0 | 4 | 4 | 0 | 0.0 | 0 | 1 | 29 | 29 | 0 | 1 | 0 | 0 | 0 |
| @ATL 9/15 | L | 1/0 | 0 | 0 | 0 | 0.0 | 0 | 0 | 0 | 0 | 0 | 0 | 0 | 0 | 0 |
| @DAL 9/22 | L | 1/1 | 1 | 1 | 0 | 0.0 | 0 | 0 | 0 | 0 | 0 | 0 | 0 | 0 | 0 |
| SF 9/26 | L | 1/0 | 0 | 0 | 0 | 0.0 | 0 | 0 | 0 | 0 | 0 | 0 | 0 | 0 | 0 |
| JAC 10/6 | W | 1/1 | 5 | 3 | 2 | 0.0 | 0 | 0 | 0 | 0 | 1 | 0 | 0 | 0 | 0 |
| @HOU 10/13 | W | 1/1 | 8 | 6 | 2 | 0.0 | 0 | 0 | 0 | 0 | 1 | 0 | 0 | 0 | 0 |
| @CAR 10/20 | L | 1/1 | 9 | 8 | 1 | 0.0 | 0 | 0 | 0 | 0 | 0 | 0 | 0 | 0 | 0 |
| SEA 10/28 | L | 1/1 | 2 | 2 | 0 | 0.0 | 0 | 0 | 0 | 0 | 0 | 0 | 0 | 0 | 0 |
| TEN 11/3 | L | 1/0 | 2 | 2 | 0 | 0.0 | 0 | 0 | 0 | 0 | 0 | 0 | 0 | 0 | 0 |
| @IND 11/10 | W | 1/1 | 5 | 4 | 1 | 0.0 | 0 | 1 | 0 | 0 | 1 | 0 | 0 | 0 | 0 |
| CHI 11/24 | W | 1/1 | 4 | 4 | 0 | 0.0 | 0 | 0 | 0 | 0 | 0 | 0 | 0 | 0 | 0 |
| @SF 12/1 | L | 1/1 | 3 | 3 | 0 | 0.0 | 0 | 0 | 0 | 0 | 1 | 0 | 0 | 0 | 0 |
| @ARI 12/8 | L | 1/1 | 9 | 9 | 0 | 0.0 | 0 | 0 | 0 | 0 | 1 | 0 | 0 | 0 | 0 |
| NO 12/15 | W | 1/1 | 5 | 5 | 0 | 0.0 | 0 | 1 | 7 | 7 | 0 | 0 | 0 | 0 | 0 |
| TB 12/22 | W | 1/1 | 2 | 1 | 1 | 0.0 | 0 | 0 | 0 | 0 | 1 | 0 | 0 | 0 | 0 |
| @SEA 12/29 | L | 1/1 | 7 | 6 | 1 | 0.0 | 0 | 0 | 0 | 0 | 0 | 0 | 0 | 0 | 0 |
| TOTAL | 7-9 | 16/12 | 66 | 58 | 8 | 0 | 0 | 3 | 36 | 29 | 0 | 7 | 0 | 0 | 0 |

2012 ST. LOUIS RAMS

| Game | W/L | P/S | T | S | A | Sk | Yds | Int | Yds | Lg | TD | PD | FF | FR | Yds |
|------------|-------|------|----|----|---|-----|-----|-----|-----|----|----|----|----|----|-----|
| @DET 9/9 | L | 1/0 | 0 | 0 | 0 | 0.0 | 0 | 0 | 0 | 0 | 0 | 0 | 0 | 0 | 0 |
| WAS 9/16 | W | 1/0 | 0 | 0 | 0 | 0.0 | 0 | 0 | 0 | 0 | 0 | 0 | 0 | 0 | 0 |
| @CHI 9/23 | L | 1/0 | 0 | 0 | 0 | 0.0 | 0 | 0 | 0 | 0 | 0 | 0 | 0 | 0 | 0 |
| SEA 9/30 | W | 1/0 | 0 | 0 | 0 | 0.0 | 0 | 1 | 4 | 0 | 0 | 1 | 0 | 0 | 0 |
| ARI 10/4 | W | 1/0 | 4 | 4 | 0 | 0.0 | 0 | 0 | 0 | 0 | 0 | 0 | 0 | 0 | 0 |
| @MIA 10/14 | L | 1/0 | 0 | 0 | 0 | 0.0 | 0 | 0 | 0 | 0 | 0 | 0 | 0 | 0 | 0 |
| GB 10/21 | L | 1/0 | 0 | 0 | 0 | 0.0 | 0 | 0 | 0 | 0 | 0 | 1 | 0 | 0 | 0 |
| NE 10/28 | L | 1/0 | 0 | 0 | 0 | 0.0 | 0 | 0 | 0 | 0 | 0 | 1 | 0 | 0 | 0 |
| @SF 11/11 | T | 1/1 | 5 | 4 | 1 | 0.0 | 0 | 0 | 0 | 0 | 0 | 0 | 0 | 0 | 0 |
| NYJ 11/18 | L | 1/0 | 3 | 3 | 0 | 0.0 | 0 | 0 | 0 | 0 | 0 | 0 | 0 | 0 | 0 |
| @ARI 11/25 | W | 1/0 | 3 | 3 | 0 | 0.0 | 0 | 0 | 0 | 0 | 0 | 0 | 0 | 0 | 0 |
| SF 12/2 | W | 1/0 | 1 | 1 | 0 | 0.0 | 0 | 0 | 0 | 0 | 0 | 0 | 0 | 0 | 0 |
| @BUF 12/9 | W | 1/0 | 4 | 4 | 0 | 0.0 | 0 | 0 | 0 | 0 | 0 | 0 | 0 | 0 | 0 |
| MIN 12/16 | L | 1/0 | 3 | 2 | 1 | 0.0 | 0 | 0 | 0 | 0 | 0 | 1 | 0 | 0 | 0 |
| @TB 12/23 | W | 1/1 | 4 | 3 | 1 | 0.0 | 0 | 1 | 0 | 0 | 0 | 3 | 0 | 0 | 0 |
| @SEA 12/30 | L | 1/1 | 8 | 6 | 2 | 0.0 | 0 | 0 | 0 | 0 | 0 | 1 | 0 | 0 | 0 |
| TOTAL | 7-8-1 | 16/3 | 35 | 30 | 5 | 0 | 0 | 2 | 4 | 0 | 0 | 8 | 0 | 0 | 0 |



20 | LAMARCUS JOYNER

| | |
|-------------|---------------------|
| Position: | Safety |
| Ht./Wt.: | 5-8/190 |
| Birth Date: | 11/27/90 |
| College: | Florida State |
| Hometown: | Miami, Fla. |
| Experience: | 4th year (4th Rams) |
| Acquired: | D2-2014 |

Career GP/GS (Playoffs): 41/16 (0/0)



TRANSACTIONS: Selected by the Rams in the second round (41st overall) of the 2014 NFL Draft (5/9/14).

PRO: Has seen action in 41 games with 16 starts...three-year pro has 203 tackles (162 solo) with 18 passes defended and 4.0 sacks.

2017 SEASON: Week 1 vs. Indianapolis (9/10): Started at free safety...notched four tackles, one pass defended and his first career interception that he returned 29 yards for a touchdown.

2016 SEASON: Made eight starts in 14 games at the cornerback position...finished with 70 tackles (56 solo) and one sack...set a career best in passes defended with eight...forced his first fumble of his career...**vs. Seattle (9/18):** Recorded six tackles (five solo) and two passes defended...**at Tampa Bay (9/25):** Tallied nine tackles (seven solo), and defended one pass...**at Arizona (10/2):** Recorded six solo tackles and defended one pass...**at Detroit (10/16):** Started at cornerback...tied his career high for solo tackles with 10...tallied one pass defended...**vs. New York Giants (10/23):** Started at cornerback...recorded three tackles (two solo)...registered two passes defended...forced a fumble...**vs. Miami (11/20):** Tallied four solo tackles and one pass defended...recorded his first sack of the season on QB Ryan Tannehill for a seven yard loss...**at New England (12/4):** Tallied nine tackles (six solo)...recorded one hit on Patriots QB Tom Brady.

2015 SEASON: Played in 16 games, started five...amassed 81 tackles (70 solo), 2.0 sacks, six passes defended and one fumble recovery...**at San Francisco (1/3/16):** Started at safety...matched a season-high eight tackles (seven solo)...**vs. Arizona (12/6):** Started on defense...registered eight solo tackles and two passes defended...**at Baltimore (11/22):** Saw action on defense and special teams...made five solo tackles...**vs. Chicago (11/15):** Saw action on defense...garnered five tackles (four solo)...**vs. San Francisco (11/1):** Saw action on defense...notched five tackles (four solo)...**vs. Cleveland (10/25):** Saw action on defense...recorded seven tackles (six solo) and two passes defended...**at Green Bay (10/11):** Started at defensive back...registered a season-high eight solo tackles and recovered one fumble...**at Arizona (10/4):** Saw action on defense...sacked QB Carson Palmer...also recorded six tackles (five solo)...**vs. Pittsburgh (9/27):** Started on defense...made six solo tackles...**vs. Seattle (9/13):** Saw action on defense...sacked QB Russell Wilson for a 10-yard loss...marked his second career sack...also recorded six tackles (five solo).

2014 SEASON: Saw action in 10 games...tallied 48 tackles (33 solo) had three passes defended and a 1.0 sack for six yards...**vs. Minnesota (9/7):** Made his NFL debut...tallied two solo tackles...added one special teams tackle...**at Philadelphia (10/5):** Recorded eight tackles (five solo)...registered two passes defended...**vs. Seattle (10/19):** Saw action at cornerback...registered nine tackles (six solo)...added three assists...**at Kansas City (10/26):** Saw action at cornerback...recorded a single-game high 11 tackles (10 solo)...**at San Francisco (11/2):** Saw action at cornerback...garnered seven tackles (three solo)...had one quarterback pressure and one pass defended...**at Seattle (12/28):** Started at cornerback...notched four tackles (three solo)...registered a 1.0 sack for six yards, first of his first career.

COLLEGE: Started 40-of-55 games at Florida State – 13 at free safety, 14 at strong safety and 13 at cornerback...recorded 197 tackles (128 solos) with 6.5 sacks for minus 57 yards and 10.5 stops for losses of 71 yards...credited with three quarterback pressures and three forced fumbles...deflected 15 passes and intercepted eight others for 80 yards in returns...ranks second in school history with an average of 24.23 yards on 52 kickoff returns for 1,260 yards, topped by only Greg Reid (24.65-yard average; 63 for 1,553; 2009-11)...his average of 30.54 yards per kickoff return in 2011 broke the previous FSU season record of 30.09 yards by Michael Ray Garvin (22 for 622; 2008)...the unanimous All-American was a finalist for the Bronko Nagurski Award and Jim Thorpe Award in 2013...finished second in the voting for the Ultimate Herbie Award, given by ESPN's Kirk Herbstreit for college football's top performances...the first Seminole defensive back to be named a consensus first-team All-American since 2000 and is just the seventh defensive back in FSU history to garner consensus first team All-American honors joining players like Deion Sanders, LeRoy Butler and Terrell Buckley...the All-Atlantic Coast Conference first-team selection started 13 games at cornerback in 2013...ranked second on the team with a career-high 69 tackles, as he led the league's defensive backs with 5.5 sacks for minus 54 yards and seven stops for losses totaling 57 yards...finished fourth in the league with three forced fumbles and was credited with three quarterback pressures...had four pass deflections, along with a pair of interceptions for 20 yards in returns...added 110 yards on five kickoff returns (22.0 avg)...was the unquestioned leader on the nation's top-ranked pass defense...started all 14 games at strong safety in 2012, helping Florida State's defense lead the nation in yards allowed per play (3.86), rank second nationally in total defense (254.14 ypg)...garnered All-ACC second-team honors in 2011, after he took over free safety duties, starting all 13 games...named the most improved player on defense and a winner of the Bob Crenshaw Award at the team's annual banquet...recognized for his work in the classroom with one of eight sophomore academic awards and at the annual team banquet...a true freshman boundary cornerback in 2010, played in all 14 games and finished with 23 tackles (18 solos), two pass break-ups and one interception.

PERSONAL: Attended Southwest Miami (Fla.) High School, where he played three seasons on the varsity at linebacker and defensive back as well as wide receiver and kick returner...as a sophomore, he had more than 100 tackles and accounted for more than 1,000 yards on offense...In his junior year, he recorded 112 tackles, four sacks and an interception...that season, Joyner also scored five touchdowns on special teams - four via kickoffs and one on a punt return...Offensively, he had 17 receptions for 482 yards and seven touch-downs...decided to transfer to St. Thomas Aquinas High School in Fort Lauderdale, Fla., a private school and football powerhouse coached by George Smith...for his senior season, contributed as a shut-down cornerback, recording only 14 tackles (12 solos) as opponents stayed away from his side of the field...also starred on special teams, as he averaged 39.6 yards per return and managed to return three kickoffs for scores...on offense, he recorded 1,090 all-purpose yards on just 79 touches, scoring four rushing and four receiving touchdowns...Earned the National Defensive Player of the Year award by USA Today, becoming the fourth USA Today National Defensive Player of the Year to sign with Florida State, joining Derrick Brooks, David Warren and Antonio Cromartie...regarded as a five-star recruit by Rivals.com, and ranked as the best cornerback prospect in his class...a Business major...born in Miami, Florida...participated in numerous community events, including Coach Fisher & Friends Celebrity Softball game, 6th Annual Playground Build at Marygrove, St. Louis Rams Training Academy Youth Camp, United Way Kickoff for Charity Luncheon and the All-Community Team Ticket program.

LAMARCUS JOYNER NFL STATISTICS

| REGULAR SEASON | | | | | | | | | | | | | | | | |
|----------------|------|-------|---------|------|------|-----|------|---------------|-----|-----|----|---------|----|----|-----|--|
| Year | Team | G/S | Tackles | | | | Yds | Interceptions | | | | Fumbles | | | Yds | |
| | | | Total | Solo | Asst | Sk | | Int | Yds | Lg | TD | PD | FF | FR | | |
| 2014 | RAMS | 10/1 | 48 | 33 | 15 | 1.0 | 6.0 | 0 | 0 | 0 | 0 | 3 | 0 | 0 | 0 | |
| 2015 | RAMS | 16/6 | 81 | 70 | 11 | 2.0 | 11.0 | 0 | 0 | 0 | 0 | 6 | 0 | 1 | 0 | |
| 2016 | RAMS | 14/8 | 70 | 56 | 14 | 1.0 | 7.0 | 0 | 0 | 0 | 0 | 8 | 1 | 0 | 0 | |
| 2017 | RAMS | 1/1 | 4 | 3 | 1 | 0.0 | 0.0 | 1 | 29t | 29t | 1 | 1 | 0 | 0 | 0 | |
| Total | | 41/16 | 203 | 162 | 41 | 4.0 | 24.0 | 1 | 29t | 29t | 1 | 18 | 1 | 1 | 0 | |

ADDITIONAL CAREER STATISTICS: Special teams tackles: RAMS 2014 (3).

SINGLE GAME HIGHS
 Total Tackles – 11, at Kansas City (10/26/14)
 Solo Tackles – 10, twice, at Kansas City (10/26/14), at Detroit (10/16/16)

LAMARCUS JOYNER GAME-BY-GAME STATISTICS

2017 LOS ANGELES RAMS

| Game | W/L | P/S | T | S | A | Sk | Yds | Int | Yds | Lg | TD | PD | FF | FR | Yds |
|------------|-----|-----|---|---|---|----|-----|-----|-----|-----|----|----|----|----|-----|
| IND 9/10 | W | 1/1 | 4 | 3 | 1 | 0 | 0 | 1 | 29t | 29t | 1 | 1 | 0 | 0 | 0 |
| WAS 9/17 | | 0/0 | 0 | 0 | 0 | 0 | 0 | 0 | 0 | 0 | 0 | 0 | 0 | 0 | 0 |
| @SF 9/21 | | 0/0 | 0 | 0 | 0 | 0 | 0 | 0 | 0 | 0 | 0 | 0 | 0 | 0 | 0 |
| SEA 10/8 | | 0/0 | 0 | 0 | 0 | 0 | 0 | 0 | 0 | 0 | 0 | 0 | 0 | 0 | 0 |
| @JAC 10/15 | | 0/0 | 0 | 0 | 0 | 0 | 0 | 0 | 0 | 0 | 0 | 0 | 0 | 0 | 0 |
| ARI 10/22 | | 0/0 | 0 | 0 | 0 | 0 | 0 | 0 | 0 | 0 | 0 | 0 | 0 | 0 | 0 |
| @NYG 11/5 | | 0/0 | 0 | 0 | 0 | 0 | 0 | 0 | 0 | 0 | 0 | 0 | 0 | 0 | 0 |
| HOU 11/12 | | 0/0 | 0 | 0 | 0 | 0 | 0 | 0 | 0 | 0 | 0 | 0 | 0 | 0 | 0 |
| @MIN 11/19 | | 0/0 | 0 | 0 | 0 | 0 | 0 | 0 | 0 | 0 | 0 | 0 | 0 | 0 | 0 |
| NO 11/26 | | 0/0 | 0 | 0 | 0 | 0 | 0 | 0 | 0 | 0 | 0 | 0 | 0 | 0 | 0 |
| @ARI 12/2 | | 0/0 | 0 | 0 | 0 | 0 | 0 | 0 | 0 | 0 | 0 | 0 | 0 | 0 | 0 |
| PHI 12/10 | | 0/0 | 0 | 0 | 0 | 0 | 0 | 0 | 0 | 0 | 0 | 0 | 0 | 0 | 0 |
| @SEA 12/17 | | 0/0 | 0 | 0 | 0 | 0 | 0 | 0 | 0 | 0 | 0 | 0 | 0 | 0 | 0 |
| @TEN 12/24 | | 0/0 | 0 | 0 | 0 | 0 | 0 | 0 | 0 | 0 | 0 | 0 | 0 | 0 | 0 |
| SF 12/31 | | 0/0 | 0 | 0 | 0 | 0 | 0 | 0 | 0 | 0 | 0 | 0 | 0 | 0 | 0 |
| TOTALS | 1-0 | 1/1 | 4 | 3 | 1 | 0 | 0 | 1 | 29t | 29t | 1 | 1 | 0 | 0 | 0 |

2016 LOS ANGELES RAMS

| Game | W/L | P/S | T | S | A | Sk | Yds | Int | Yds | Lg | TD | PD | FF | FR | Yds |
|------------|------|------|----|----|----|----|-----|-----|-----|----|----|----|----|----|-----|
| @SF 9/12 | L | 1/1 | 6 | 5 | 1 | 0 | 0.0 | 0 | 0 | 0 | 0 | 0 | 0 | 0 | 0 |
| SEA 9/18 | W | 1/0 | 6 | 5 | 1 | 0 | 0.0 | 0 | 0 | 0 | 0 | 2 | 0 | 0 | 0 |
| @TB 9/25 | W | 1/0 | 9 | 7 | 2 | 0 | 0.0 | 0 | 0 | 0 | 0 | 1 | 0 | 0 | 0 |
| @ARI 10/2 | W | 1/1 | 6 | 6 | 0 | 0 | 0.0 | 0 | 0 | 0 | 0 | 1 | 0 | 0 | 0 |
| BUF 10/9 | L | 1/0 | 3 | 3 | 0 | 0 | 0.0 | 0 | 0 | 0 | 0 | 0 | 0 | 0 | 0 |
| @DET 10/16 | L | 1/1 | 10 | 10 | 0 | 0 | 0.0 | 0 | 0 | 0 | 0 | 1 | 0 | 0 | 0 |
| NYG 10/23 | L | 1/1 | 3 | 2 | 1 | 0 | 0.0 | 0 | 0 | 0 | 0 | 2 | 1 | 0 | 0 |
| CAR 11/6 | L | 1/1 | 2 | 2 | 0 | 0 | 0.0 | 0 | 0 | 0 | 0 | 0 | 0 | 0 | 0 |
| @NYJ 11/13 | W | 1/0 | 4 | 2 | 2 | 0 | 0.0 | 0 | 0 | 0 | 0 | 0 | 0 | 0 | 0 |
| MIA 11/20 | L | 1/1 | 4 | 4 | 0 | 1 | 7.0 | 0 | 0 | 0 | 0 | 1 | 0 | 0 | 0 |
| @NO 11/27 | L | 1/1 | 2 | 1 | 1 | 0 | 0.0 | 0 | 0 | 0 | 0 | 0 | 0 | 0 | 0 |
| @NE 12/4 | L | 1/1 | 9 | 6 | 3 | 0 | 0.0 | 0 | 0 | 0 | 0 | 0 | 0 | 0 | 0 |
| ATL 12/11 | L | 1/0 | 3 | 3 | 0 | 0 | 0.0 | 0 | 0 | 0 | 0 | 0 | 0 | 0 | 0 |
| @SEA 12/15 | L | 1/1 | 3 | 0 | 3 | 0 | 0.0 | 0 | 0 | 0 | 0 | 0 | 0 | 0 | 0 |
| SF 12/24 | L | | | | | | | | | | | | | | |
| ARI 1/1/17 | L | | | | | | | | | | | | | | |
| TOTALS | 4-12 | 14/8 | 70 | 56 | 14 | 1 | 7.0 | 0 | 0 | 0 | 0 | 8 | 1 | 0 | 0 |

2015 ST. LOUIS RAMS

| Game | W/L | P/S | T | S | A | Sk | Yds | Int | Yds | Lg | TD | PD | FF | FR | Yds |
|------------|-----|------|----|----|----|-----|------|-----|-----|----|----|----|----|----|-----|
| SEA 9/13 | W | 1/0 | 6 | 5 | 1 | 1.0 | 10.0 | 0 | 0 | 0 | 0 | 0 | 0 | 0 | 0 |
| @WSH 9/20 | L | 1/0 | 4 | 4 | 0 | 0.0 | 0.0 | 0 | 0 | 0 | 0 | 0 | 0 | 0 | 0 |
| PIT 9/27 | L | 1/1 | 6 | 6 | 0 | 0.0 | 0.0 | 0 | 0 | 0 | 0 | 0 | 0 | 0 | 0 |
| @ARI 10/4 | W | 1/0 | 6 | 5 | 1 | 1.0 | 1.0 | 0 | 0 | 0 | 0 | 0 | 0 | 0 | 0 |
| @GB 10/11 | L | 1/1 | 8 | 8 | 0 | 0.0 | 0.0 | 0 | 0 | 0 | 0 | 0 | 1 | 0 | 0 |
| CLE 10/25 | W | 1/1 | 7 | 6 | 1 | 0.0 | 0.0 | 0 | 0 | 0 | 2 | 0 | 0 | 0 | 0 |
| SF 11/1 | W | 1/0 | 5 | 4 | 1 | 0.0 | 0.0 | 0 | 0 | 0 | 0 | 0 | 0 | 0 | 0 |
| @MIN 11/8 | L | 1/0 | 3 | 1 | 2 | 0.0 | 0.0 | 0 | 0 | 0 | 0 | 0 | 0 | 0 | 0 |
| CHI 11/15 | L | 1/0 | 5 | 4 | 1 | 0.0 | 0.0 | 0 | 0 | 0 | 0 | 0 | 0 | 0 | 0 |
| @BAL 11/22 | L | 1/0 | 5 | 5 | 0 | 0.0 | 0.0 | 0 | 0 | 0 | 0 | 0 | 0 | 0 | 0 |
| @CIN 11/29 | L | 1/0 | 0 | 0 | 0 | 0.0 | 0.0 | 0 | 0 | 0 | 0 | 0 | 0 | 0 | 0 |
| ARI 12/6 | L | 1/1 | 8 | 8 | 0 | 0.0 | 0.0 | 0 | 0 | 0 | 2 | 0 | 0 | 0 | 0 |
| DET 12/13 | W | 1/0 | 3 | 2 | 1 | 0.0 | 0.0 | 0 | 0 | 0 | 1 | 0 | 0 | 0 | 0 |
| TB 12/17 | W | 1/1 | 4 | 3 | 1 | 0.0 | 0.0 | 0 | 0 | 0 | 0 | 0 | 0 | 0 | 0 |
| @SEA 12/27 | W | 1/1 | 3 | 2 | 1 | 0.0 | 0.0 | 0 | 0 | 0 | 1 | 0 | 0 | 0 | 0 |
| @SF 1/3 | L | 1/0 | 8 | 7 | 1 | 0.0 | 0.0 | 0 | 0 | 0 | 0 | 0 | 0 | 0 | 0 |
| TOTAL | 7-9 | 16/5 | 81 | 70 | 11 | 2.0 | 11.0 | 0 | 0 | 0 | 6 | 0 | 1 | 0 | 0 |

2014 ST. LOUIS RAMS

| Game | W/L | P/S | T | S | A | Sk | Yds | Int | Yds | Lg | TD | PD | FF | FR | Yds |
|------------|------|------|----|----|----|-----|-----|-----|-----|----|----|----|----|----|-----|
| MIN 9/7 | L | 1/0 | 2 | 2 | 0 | 0.0 | 0.0 | 0 | 0 | 0 | 0 | 0 | 0 | 0 | 0 |
| @TB 9/14 | W | | | | | | | | | | | | | | |
| DAL 9/21 | L | 1/0 | 4 | 2 | 2 | 0.0 | 0.0 | 0 | 0 | 0 | 0 | 0 | 0 | 0 | 0 |
| PHI 10/5 | L | 1/0 | 8 | 5 | 3 | 0.0 | 0.0 | 0 | 0 | 0 | 2 | 0 | 0 | 0 | 0 |
| SF 10/13 | L | 1/0 | 2 | 1 | 1 | 0.0 | 0.0 | 0 | 0 | 0 | 0 | 0 | 0 | 0 | 0 |
| SEA 10/19 | W | 1/0 | 9 | 6 | 3 | 0.0 | 0.0 | 0 | 0 | 0 | 0 | 0 | 0 | 0 | 0 |
| @KC 10/26 | L | 1/0 | 11 | 10 | 1 | 0.0 | 0.0 | 0 | 0 | 0 | 0 | 0 | 0 | 0 | 0 |
| @SF 11/2 | W | 1/0 | 7 | 3 | 4 | 0.0 | 0.0 | 0 | 0 | 0 | 1 | 0 | 0 | 0 | 0 |
| @ARI 11/9 | L | 1/0 | 0 | 0 | 0 | 0.0 | 0.0 | 0 | 0 | 0 | 0 | 0 | 0 | 0 | 0 |
| DEN 11/16 | W | | | | | | | | | | | | | | |
| @SD 11/23 | L | | | | | | | | | | | | | | |
| OAK 11/30 | W | | | | | | | | | | | | | | |
| @WAS 12/7 | W | | | | | | | | | | | | | | |
| ARI 12/11 | L | | | | | | | | | | | | | | |
| NYG 12/21 | L | 1/0 | 1 | 1 | 0 | 0.0 | 0.0 | 0 | 0 | 0 | 0 | 0 | 0 | 0 | 0 |
| @SEA 12/28 | L | 1/1 | 4 | 3 | 1 | 1.0 | 6.0 | 0 | 0 | 0 | 0 | 0 | 0 | 0 | 0 |
| TOTAL | 5-10 | 10/1 | 48 | 33 | 15 | 1.0 | 6.0 | 0 | 0 | 0 | 3 | 0 | 0 | 0 | 0 |



18 | COOPER KUPP

| | |
|-------------|--------------------|
| Position: | Wide Receiver |
| Ht./Wt.: | 6-2/205 |
| Birth Date: | 6/15/1993 |
| College: | Eastern Washington |
| Hometown: | Yakima, Wash. |
| Experience: | Rookie |
| Acquired: | D3A-2017 (69th) |

Career GP/GS (Playoffs): 1/0 (0/0)



TRANSACTIONS: Selected by the Rams in the third round (69th overall) of the 2017 NFL Draft (4/29/17).

2017 SEASON: Week 1 vs. Indianapolis (9/10): Saw action at wide receiver and had four receptions for a game-high 76 yards and a touchdown.

COLLEGE: Kupp was a consensus FCS All-American for the four straight seasons...earned first team All-America honors on all eight 2016 teams announced, bringing his total of All-America honors won in four seasons to 30 (all first team, including nine in 2013, six in 2014, seven in 2015 and eight in 2016)...in addition, he earned 14 different national player of the year accolades in his career and was a three-time Academic All-America selection...in 2016, Kupp became the first wide receiver and just the fourth player overall in the 54-year history of the Big Sky Conference to earn first team All-Big Sky honors four seasons...in 2015, Kupp became only the second wide receiver in 42 years to capture the Big Sky Conference Offensive MVP Award, then became one of only 10 repeat winners in league history in 2016...also a two-time team co-captain, honored four times on the Big Sky Conference All-Academic team and was twice selected as an Academic All-Star by the FCS Athletic Director's Association...he was honored as Big Sky Conference Player of the Week six times in his career – four times on offense and twice on special teams...Kupp established 15 FCS, 11 Big Sky and 26 EWU records in his illustrious 52-game Eastern career (all as a starter), and added a collegiate all-division mark...his 6,464 yards, 428 receptions, 73 touchdown catches, 124.3 average yards per game and 1.40 average touchdowns per game were all FCS records.

PERSONAL: Attended Davis High School where he was a two-way All-State selection...earned first team 4A All-State honors as a defensive back and honorable mention accolades as a wide receiver from the *Associated Press*...finished his senior season with 60 receptions for 1,059 yards (17.7 per catch) and 18 touchdowns, and scored 22 total touchdowns to set a school record...married to the former Anna Croskrey...parents are Craig and Karin Kupp, who were both inducted into the Pacific Lutheran University Hall of Fame in 2003...his father was a fifth-round draft pick by the New York Giants in 1990 and played in 1991 for the Phoenix Cardinals and the Dallas Cowboys...his grandfather, Jake Kupp, was an offensive lineman for the University of Washington and was drafted by the Dallas Cowboys in the 1964 NFL draft and played from 1964-75 with stints with the Washington Redskins, New Orleans Saints and Atlanta Falcons...he was named to the NFL All-Rookie team and was inducted into the New Orleans Saints Hall of Fame in 1991...earned his bachelor's degree in economics.

COOPER KUPP NFL STATISTICS

| NFL STATISTICS | | | | | | | | | | | | |
|----------------|------|------------|-----------|-----------|-------------|-----------|----------|----------|----------|------------|----------|----------|
| Year | Team | G/S | Receiving | | | | | Rushing | | | | |
| | | | No | Yds | Avg | Lg | TD | Att | Yds | Avg | Lg | TD |
| 2017 | RAMS | 1/0 | 4 | 76 | 19.0 | 28 | 1 | 0 | 0 | 0.0 | 0 | 0 |
| TOTALS | | 1/0 | 4 | 76 | 19.0 | 28 | 1 | 0 | 0 | 0.0 | 0 | 0 |

COOPER KUPP GAME-BY-GAME STATISTICS

| 2017 LOS ANGELES RAMS | | | | | | | | | | | | |
|-----------------------|------------|------------|-----------|-----------|-------------|-----------|----------|----------|----------|------------|----------|----------|
| Game | W/L | P/S | Receiving | | | | | Rushing | | | | |
| | | | No | Yds | Avg | Lg | TD | Att | Yds | Avg | Lg | TD |
| IND 9/10 | W | 1/0 | 4 | 76 | 19.0 | 28 | 1 | 0 | 0 | 0.0 | 0 | 0 |
| WAS 9/17 | | 0/0 | 0 | 0 | 0.0 | 0 | 0 | 0 | 0 | 0.0 | 0 | 0 |
| @SF 9/21 | | 0/0 | 0 | 0 | 0.0 | 0 | 0 | 0 | 0 | 0.0 | 0 | 0 |
| @DAL 10/1 | | 0/0 | 0 | 0 | 0.0 | 0 | 0 | 0 | 0 | 0.0 | 0 | 0 |
| SEA 10/8 | | 0/0 | 0 | 0 | 0.0 | 0 | 0 | 0 | 0 | 0.0 | 0 | 0 |
| @JAC 10/15 | | 0/0 | 0 | 0 | 0.0 | 0 | 0 | 0 | 0 | 0.0 | 0 | 0 |
| ARI 10/22 | | 0/0 | 0 | 0 | 0.0 | 0 | 0 | 0 | 0 | 0.0 | 0 | 0 |
| @NYG 11/5 | | 0/0 | 0 | 0 | 0.0 | 0 | 0 | 0 | 0 | 0.0 | 0 | 0 |
| HOU 11/12 | | 0/0 | 0 | 0 | 0.0 | 0 | 0 | 0 | 0 | 0.0 | 0 | 0 |
| @MIN 11/19 | | 0/0 | 0 | 0 | 0.0 | 0 | 0 | 0 | 0 | 0.0 | 0 | 0 |
| NO 11/26 | | 0/0 | 0 | 0 | 0.0 | 0 | 0 | 0 | 0 | 0.0 | 0 | 0 |
| @ARI 12/2 | | 0/0 | 0 | 0 | 0.0 | 0 | 0 | 0 | 0 | 0.0 | 0 | 0 |
| PHI 12/10 | | 0/0 | 0 | 0 | 0.0 | 0 | 0 | 0 | 0 | 0.0 | 0 | 0 |
| @SEA 12/17 | | 0/0 | 0 | 0 | 0.0 | 0 | 0 | 0 | 0 | 0.0 | 0 | 0 |
| @TEN 12/24 | | 0/0 | 0 | 0 | 0.0 | 0 | 0 | 0 | 0 | 0.0 | 0 | 0 |
| SF 12/31 | | 0/0 | 0 | 0 | 0.0 | 0 | 0 | 0 | 0 | 0.0 | 0 | 0 |
| TOTALS | 1-0 | 1/0 | 4 | 76 | 19.0 | 28 | 1 | 0 | 0 | 0.0 | 0 | 0 |



14 | SEAN MANNION

Position: Quarterback
Ht./Wt. 6-5/231
Birth Date: 4/25/92
College: Oregon State
Hometown: Pleasanton, Calif.
Experience: 2nd year (2nd Rams)
Acquired: D3B-2015 (89th)

Career GP/GS (Playoffs): 3/0 (0/0)



TRANSACTIONS: Selected by the Rams in the third round (89th overall) of the 2015 NFL Draft (5/1/15).

PRO: Played in one game in each of his first three seasons.

2017 SEASON: Week 1 vs. Indianapolis (9/10): Saw action in the fourth quarter and completed a 12 yard pass to Derek Carrier.

2016 SEASON: Played in one game, completed three passes for 19 yards...**vs. Arizona (1/1):** Completed three passes, including a nine-yard pass to TE Lance Kendricks.

2015 SEASON: at Cincinnati (11/29): Completed six passes for 31 yards in his NFL debut at quarterback...declared inactive for 15 games...**Week 14 vs. Atlanta (12/11):** Declared inactive.

COLLEGE: Finished his career with 13,600 passing yards which ranks 8th in NCAA Division I history...that mark set the Pac-12 record for career passing yards...owns 18 OSU passing records...set OSU career passing touchdown record with 83; also ranks 7th in Pac-12 history...his 64.6 career completion percentage broke the school record...finished career with 43 starts, tied for 8th in OSU history...earned Pac-12 All-Conference Honorable Mention (2013, 2014)...named Pac-12 Offensive player of the Week four times in his career...earned Pac-12 All-Academic Honorable Mention (2014, 2013, 2012)...finished the 2014 season with 3,164 passing yards, the 10th-most prolific season in OSU history...won the 2014 Manning Passing Academy Air-It-Out Challenge...in 2013, tied for fourth in the nation for touchdowns passing (37), including a school record six against Colorado...second in the nation with 4,662 passing yards and passing yards per game (358.6)...set Pac-12 record with 4,662 passing yards in a season...finished tied for third in Pac-12 single season history and set OSU record with 37 touchdown passes...set OSU single season records with 400 completions and 603 pass attempts...named a Freshman All-American in 2011 by the Football Writers Association of America...set Oregon State record for attempts (66) in a single game...finished the season with 16 touchdown passes and one rushing...ended the season with 11 straight games of 200-plus yards passing, a feat matched only by Anderson (13 times in 2003) in the last decade...redshirted in 2010.

PERSONAL: Three-year starter and letterwinner in football at Foothill High School...finished high school career as the career passing leader at Foothill...Rivals four-star athlete and rated the 14th-best pro style quarterback in the nation...threw for 3,521 yards and 27 touchdowns as a senior – added three scores on the ground...set a Northern California prep record with 581 yards passing and five touchdowns in a game...led Foothill to the Northern California CIF playoffs...honorable mention All-East Bay and All-Metro as a junior...earned two letters as a pitcher for the baseball team and one letter as a center for the basketball team...born in San Jose, Calif...son of John and Inga Mannion...John is the head football coach at Silverton (Ore.) High School, accepted the position in the spring of 2010...graduated in December 2014 with a degree in liberal studies...pursuing a Master's degree in interdisciplinary studies with options in sociology, political science and history.

SEAN MANNION NFL STATISTICS

| REGULAR SEASON | | | | | | | | | | | | |
|----------------|--------|------------|-----------|-----------|-------------|-----------|------------|----------|----------|-----------|------------|-------------|
| Year | School | G/S | Passing | | Pct. | Yds | Yds/Att | TD | Int | Lg | Sk-Yds | Rtg. |
| | | | Att. | Cmp | | | | | | | | |
| 2015 | RAMS | 1/0 | 7 | 6 | 85.7 | 31 | 4.4 | 0 | 0 | 11 | 0-0 | 85.1 |
| 2016 | RAMS | 1/0 | 6 | 3 | 50.0 | 19 | 3.2 | 0 | 1 | 9 | 0-0 | 17.4 |
| 2017 | RAMS | 1/0 | 1 | 1 | 100.0 | 12 | 12.0 | 0 | 0 | 12 | 0-0 | 116.7 |
| TOTAL | | 3/0 | 14 | 10 | 71.4 | 62 | 4.4 | 0 | 1 | 12 | 0-0 | 50.3 |

SEAN MANNION GAME-BY-GAME STATISTICS

2017 LOS ANGELES RAMS

| Game | W/L | P/S | Att | Cmp | Pct | Yds | Yds/ Att | TD | Int | Lg | Sk- Yds | Rtg |
|---------------|-----|-----|-----|-----|-------|-----|-------------|----|-----|----|------------|-------|
| IND 9/10 | W | 1/0 | 1 | 1 | 100.0 | 12 | 12.0 | 0 | 0 | 12 | 0 | 116.7 |
| WAS 9/17 | | 0/0 | 0 | 0 | 0.0 | 0 | 0.0 | 0 | 0 | 0 | 0 | 0.0 |
| @SF 9/21 | | 0/0 | 0 | 0 | 0.0 | 0 | 0.0 | 0 | 0 | 0 | 0 | 0.0 |
| @DAL 10/1 | | 0/0 | 0 | 0 | 0.0 | 0 | 0.0 | 0 | 0 | 0 | 0 | 0.0 |
| SEA 10/8 | | 0/0 | 0 | 0 | 0.0 | 0 | 0.0 | 0 | 0 | 0 | 0 | 0.0 |
| @JAC 10/15 | | 0/0 | 0 | 0 | 0.0 | 0 | 0.0 | 0 | 0 | 0 | 0 | 0.0 |
| ARI 10/22 | | 0/0 | 0 | 0 | 0.0 | 0 | 0.0 | 0 | 0 | 0 | 0 | 0.0 |
| @NYG 11/5 | | 0/0 | 0 | 0 | 0.0 | 0 | 0.0 | 0 | 0 | 0 | 0 | 0.0 |
| HOU 11/12 | | 0/0 | 0 | 0 | 0.0 | 0 | 0.0 | 0 | 0 | 0 | 0 | 0.0 |
| @MIN 11/19 | | 0/0 | 0 | 0 | 0.0 | 0 | 0.0 | 0 | 0 | 0 | 0 | 0.0 |
| NO 11/26 | | 0/0 | 0 | 0 | 0.0 | 0 | 0.0 | 0 | 0 | 0 | 0 | 0.0 |
| @ARI 12/2 | | 0/0 | 0 | 0 | 0.0 | 0 | 0.0 | 0 | 0 | 0 | 0 | 0.0 |
| PHI 12/10 | | 0/0 | 0 | 0 | 0.0 | 0 | 0.0 | 0 | 0 | 0 | 0 | 0.0 |
| @SEA 12/17 | | 0/0 | 0 | 0 | 0.0 | 0 | 0.0 | 0 | 0 | 0 | 0 | 0.0 |
| @TEN 12/24 | | 0/0 | 0 | 0 | 0.0 | 0 | 0.0 | 0 | 0 | 0 | 0 | 0.0 |
| SF 12/31 | | 0/0 | 0 | 0 | 0.0 | 0 | 0.0 | 0 | 0 | 0 | 0 | 0.0 |
| TOTALS | | 1/0 | 1 | 1 | 100.0 | 0 | 12.0 | 0 | 0 | 12 | 0 | 116.7 |

2016 LOS ANGELES RAMS

| Game | W/L | P/S | Att | Cmp | Pct | Yds | Yds/ Att | TD | Int | Lg | Sk- Yds | Rtg |
|---------------|------|-----|-----|-----|------|-----|-------------|----|-----|----|------------|--------------|
| @SF 9/12 | L | 0/0 | | | | | | | | | | Did not play |
| SEA 9/18 | W | 0/0 | | | | | | | | | | Inactive |
| @TB 9/25 | W | 0/0 | | | | | | | | | | Inactive |
| @ARI 10/2 | W | 0/0 | | | | | | | | | | Inactive |
| BUF 10/9 | L | 0/0 | | | | | | | | | | Inactive |
| @DET 10/16 | L | 0/0 | | | | | | | | | | Inactive |
| NYG 10/23 | L | 0/0 | | | | | | | | | | Inactive |
| CAR 11/6 | L | 0/0 | | | | | | | | | | Inactive |
| @NYJ 11/13 | W | 0/0 | | | | | | | | | | Inactive |
| MIA 11/20 | L | 0/0 | | | | | | | | | | Inactive |
| @NO 11/27 | L | 0/0 | | | | | | | | | | Inactive |
| @NE 12/4 | L | 0/0 | | | | | | | | | | Inactive |
| ATL 12/11 | L | 0/0 | | | | | | | | | | Inactive |
| @SEA 12/15 | L | 0/0 | | | | | | | | | | Inactive |
| SF 12/24 | L | 0/0 | | | | | | | | | | Did not play |
| ARI 1/1/17 | L | 1/0 | 6 | 3 | 50.0 | 19 | 3.2 | 0 | 1 | 9 | 0-0 | 17.4 |
| TOTALS | 4-12 | 1/0 | 6 | 3 | 50.0 | 19 | 3.2 | 0 | 1 | 9 | 0-0 | 17.4 |

2015 ST. LOUIS RAMS

| Game | W/L | P/S | Att | Cmp | Pct | Yds | Yds/ Att | TD | Int | Lg | Sk- Yds | Rtg |
|---------------|-----|-----|-----|-----|------|----------|-------------|----|-----|----|------------|------|
| SEA 9/13 | W | | | | | Inactive | | | | | | |
| @WSH 9/20 | L | | | | | Inactive | | | | | | |
| PIT 9/27 | L | | | | | Inactive | | | | | | |
| @ARI 10/4 | W | | | | | Inactive | | | | | | |
| @GB 10/11 | L | | | | | Inactive | | | | | | |
| CLE 10/25 | W | | | | | Inactive | | | | | | |
| SF 11/1 | W | | | | | Inactive | | | | | | |
| @MIN 11/8 | L | | | | | Inactive | | | | | | |
| CHI 11/15 | L | | | | | Inactive | | | | | | |
| @BAL 11/22 | L | | | | | Inactive | | | | | | |
| @CIN 11/29 | L | 1/0 | 7 | 6 | 85.7 | 31 | 4.4 | 0 | 0 | 11 | 0-0 | 85.1 |
| ARI 12/6 | L | | | | | Inactive | | | | | | |
| DET 12/13 | W | | | | | Inactive | | | | | | |
| TB 12/17 | W | | | | | Inactive | | | | | | |
| @SEA 12/27 | W | | | | | Inactive | | | | | | |
| @SF 1/3 | L | | | | | Inactive | | | | | | |
| TOTALS | 7-9 | 1/0 | 7 | 6 | 85.7 | 31 | 4.4 | 0 | 0 | 11 | 0-0 | 85.1 |



44 | JAKE McQUAIDE

| | |
|-------------|---------------------|
| Position: | Long Snapper |
| Ht./Wt. | 6-2/225 |
| Birth Date: | 12/7/87 |
| College: | Ohio State |
| Hometown: | Cincinnati, Ohio |
| Experience: | 7th year (7th Rams) |
| Acquired: | FA-2011 |

Career GP/GS (Playoffs): 97/0 (0/0)



TRANSACTIONS: Signed with the Rams (7/27/11)...signed a four-year contract extension in July 2013 to extend his contract into 2017.

PRO: Sixth-year pro has played in all 97 games of his career...tallied 878 clean snaps through first six seasons...has made nine tackles on special teams...received Pro Bowl honors for the first time in his career in 2016.

2017 SEASON: Week 1 vs. Indianapolis (9/10): Saw action at long snapper and recorded 13 clean snaps.

2016 SEASON: Became the first long-stapper in franchise history to make the Pro Bowl...played in all 16 games...tallied 146 clean snaps...**at Arizona (10/2):** Compiled 10 clean snaps in addition to his first special teams tackle of the season...**vs. Miami (11/20):** Notched 11 clean snaps...**vs. San Francisco (12/24):** Tallied 11 clean snaps.



2015 SEASON: Played in all 16 games...posted 157 snaps on the season, tallying a season-high 13 snaps and one special teams tackle...**at San Francisco (1/3/16):** Recorded 11 snaps...**at Seattle (12/27):** Posted 10 clean snaps...**vs. Tampa Bay (12/17):** Recorded nine clean snaps for the third consecutive week...**at Cincinnati (11/29):** Recorded six snaps and one special teams tackle...**at Baltimore (11/22):** Posted 11 snaps...**at Minnesota (11/08):** Tallied 13 snaps...**vs. San Francisco (11/01):** Recorded 12 snaps...**vs. Cleveland (10/25):** Tallied 11 snaps...**at Green Bay (10/11):** Posted 9 clean snaps...**at Arizona (10/4):** Recorded 11 clean snaps...**vs. Pittsburgh (9/27):** Registered six clean snaps...**at Washington (9/20):** Notched 12 clean snaps...**vs. Seattle (9/13):** Recorded nine snaps...**Week 15 at Seattle (12/15):** Tallied five clean snaps.

2014 SEASON: Registered 145 clean snaps... **vs. Denver (11/16):** Recorded 12 clean snaps...**vs. Oakland (11/30):** Notched a career-high 14 clean snaps...**vs. Arizona (12/11):** Tallied 10 clean snaps.

2013 SEASON: Played in 16 games...notched 141 clean snaps...**vs. San Francisco (9/26):** Recorded a then career-high 13 clean snaps...**vs. Jacksonville (10/6):** Registered 13 clean snaps for the second consecutive week...**at Indianapolis (11/10):** Recorded 11 clean snaps.

2012 SEASON: Recorded 139 consecutive clean snaps...had four special teams tackles...**at Arizona (11/25):** Tallied 12 clean snaps...**vs. San Francisco (12/2):** Registered 12 clean snaps...**at Buffalo (12/9):** Tallied eight clean snaps...recorded one tackle on special teams.

2011 SEASON: Recorded 150 consecutive clean snaps...notched two special teams tackles...**vs. New Orleans (10/30):** Tallied 12 clean snaps...**vs. Seattle (11/20):** Made 11 clean snaps...**vs. Arizona (11/27):** Recorded 12 clean snaps...**at San Francisco (12/4):** Recorded eight clean snaps...made one special teams tackle...**vs. Cincinnati (12/18):** Tallied 11 clean snaps...added one special teams tackle.

COLLEGE: Originally a walk on at Ohio State...handled long-snapping duties for three years...Special Teams Player of the Week vs. Purdue...received his bachelor's degree in December...academic all-Big Ten...John Galbreath award for academic excellence...NFF Hampshire Honor Society...EE All Star Game as a senior...won Top Ten Tenacious three times as a junior...earned a scholarship beginning in the autumn quarter of his junior year...rotated with Dimitrios Makridis and Jackson Haas on long and short snaps for the Big Ten champions during his freshman year...redshirted as a freshman.

PERSONAL: Tight end who had 10 catches for 125 yards as a senior at Elder High in Cincinnati...had no unplayable snaps as a junior or senior...earned the Mr. ZIP award for basketball at Elder...National Honor Society...Student Council communications officer...son of Bev and Kevin McQuaide...has two sisters, Maureen and Katie...married Abby on March 17, 2012, and they have a daughter, Quinn, and have a second child on the way...2008-09 Big Ten all-academic...an aeronautical and astronautical engineering major...participated in many community events, including Make-A-Wish Celebrity Server dinner, Taste of the NFL, Love Your Melon Distribution event at Mercy, 6th Annual Playground Build at Marygrove and the All-Community Team Ticket program - 4th Down Fan Club.

MCQUAIDE'S CAREER SNAP STATISTICS: RAMS: 2017 (0/0), 2016 (146), 2015 (157), 2014 (145), 2013 (141), 2012 (139), 2011 (150). **TOTAL: 878.**



72 | AARON NEARY

| | |
|-------------|---------------------|
| Position: | Center/Guard |
| Ht./Wt. | 6-4/301 |
| Birth Date: | 11/15/92 |
| College: | Eastern Washington |
| Hometown: | Richland, Wash. |
| Experience: | 1st year (1st Rams) |
| Acquired: | W(PHI)-'17 |

Career GP/GS (Playoffs): 0/0 (0/0)



TRANSACTIONS: Released by the Eagles on (9/2/17)... Signed with the Rams (9/3/17)

2017 SEASON: Week 1 vs. Indianapolis (9/10): Declared Inactive.

COLLEGE: Attended Eastern Washington University where he earned second team All-America honors from Beyond Sports Network and was a first team All-Big Sky Conference selection in 2014. Helped the Eastern Washington offense set Big Sky and school records in points, touchdowns and yards of offense as a redshirt sophomore in 2013.

PERSONAL: Born 11/15/92 in Richland, Wash. He graduated from Hanford HS in 2011. His parents are Ron and LeeAnn Neary.

NEARY'S Games Played Stats: RAMS 2017 (0/0), Philadelphia 2016 (0/0). **TOTALS (0/0).**



52 | ALEC OGLETREE

| | |
|-------------|---------------------|
| Position: | Linebacker |
| Ht./Wt. | 6-2/235 |
| Birth Date: | 9/25/91 |
| College: | Georgia |
| Hometown: | Newnan, Ga. |
| Experience: | 4th year (4th Rams) |
| Acquired: | D1B-2013 (30th) |

Career GP/GS (Playoffs): 53/53 (0/0)



TRANSACTIONS: Selected by St. Louis in the first round (30th overall) of the 2013 NFL Draft (4/25/13).

PRO: Led the team in tackles in three of his four NFL seasons with 155 (2013), 169 (2014) and 171 (2016)...has three top-10 tackle seasons in club history...has led the Rams in tackles in 32 of his 53 career games played...notched a 98-yard interception-return for a touchdown, tied the NFL record for longest interception return by a linebacker, and the longest return by a rookie linebacker in league history...after obtaining the No. 30 overall pick in a trade with the Atlanta Falcons, St. Louis selected Ogletree, the 10th linebacker drafted by the team in the first round since 1937...became the first linebacker drafted in the first round by the Rams in over a decade...the last linebacker taken in the first round by the Rams was Robert Thomas of UCLA in 2002 (No. 31 overall)...has started 42 games of his four-year career.

Rams Single-Season Leading Tacklers

1. London Fletcher: 193 (2000)
2. London Fletcher: 189 (2001)
3. Jim Collins: 185 (1984)
4. James Laurinaitis: 174 (2012)
5. Alec Ogletree: 176 (2016)
6. Roman Phifer: 170 (1996)
7. Alec Ogletree: 169 (2014)
8. Alec Ogletree: 155 (2013)
- 9a. Roman Phifer: 149 (1995)
- 9b. Adam Archuleta: 149 (2002)

2017 SEASON: Week 1 vs. Indianapolis (9/10): Started at middle linebacker and tallied five tackles and one pass defended.

2016 SEASON: Started all 16 games at middle linebacker...previously, he played outside linebacker for his first three seasons...voted a team captain by his peers...led the team in tackles for the third time in his career...finished with the fifth-highest single-season tackle output in Rams history with 171 tackles...also led the team in passes defended (16) and tied for the team lead in interceptions (two)...**at San Francisco (9/12):** Notched a team-leading 16 tackles...also had one pass defended...**vs. Seattle (9/18):** Finished second on the team with 11 total tackles (10 solo)...recorded a game-clinching forced fumble and fumble recovery in the final minute of the home opener...**at New York Jets (11/13):** Led the Rams defense with 11 tackles (seven solo)...helped seal the victory by intercepting QB Bryce Petty on the first play following the two-minute warning...the interception was the first of the season for Ogletree and the fourth of his career...**at New Orleans (11/27):** Recorded 13 tackles

(11 solo)...added one quarterback pressure and two passes defended...**at Seattle (12/15):** Tallied seven tackles (six solo)...intercepted QB Russell Wilson at the Rams' 1-yard line, returning it eight yards...added two passes defended.

2015 SEASON: Finished the season with 55 tackles and 2.0 sacks before being placed on injured reserve/designated to return **(10/26)**...**at Arizona (10/4):** Started at strongside linebacker...led the team for a third-straight week with 11 tackles (11 solo)...left the game in the third quarter with an ankle injury...**vs. Pittsburgh (9/27):** Started at strongside linebacker...for a second-straight week, led the team with 15 tackles (12 solo) and 2.0 sacks...marked his first multi-sack game of his career...**at Washington (9/20):** Started at strongside linebacker...led the team in tackles with 18 (15 solo), for a new single-game high...the last time a Rams defender had 18 or more tackles was London Fletcher with 21 against San Francisco in 2001...**vs. Seattle (9/13):** Started at strongside linebacker...posted 11 tackles (eight solo).

2014 SEASON: Led the team in tackles for the second consecutive season with 169 (110 solo), for a new single season high...finished second on the team in passes defended (11) and forced fumbles (five)...started all 16 games...**vs. Dallas (9/21):** Split the team lead in tackles with LB James Laurinaitis with 14 (10 solo)...forced RB DeMarco Murray to fumble...the fumble was recovered by S Cody Davis at the St. Louis 35-yard line and led to a Rams touchdown...marked his first forced fumble and of the season...**at Philadelphia (10/5):** Forced RB LeSean McCoy to fumble, the fumble was recovered by CB E.J. Gaines...marked the second consecutive game that he forced a fumble on the opposing running back...he now has eight career forced fumbles...notched 12 tackles (11 solo)...**at Arizona (11/9):** Nabbed his first interception of the season, second of his career off of QB Carson Palmer and returned it 44 yards...split the team lead in tackles with S T.J. McDonald, each with 12 tackles (six solo)...also had two passes defended, a forced fumble and one hit on the quarterback...**vs. Denver (11/16):** Intercepted QB Peyton Manning...marked his second consecutive game with an interception, the first time he has accomplished the feat in back-to-back performances in his career...led the team in tackles with 12 (10 solo) and one pass defended...**at San Diego (11/23):** Registered 14 tackles (eight solo)...**vs. Oakland (11/30):** Notched 10 tackles (eight solo)...also forced a fumble and had two passes defended...**vs. Arizona (12/11):** Made 11 tackles (five solo)...added two passes defended...**vs. New York Giants (12/21):** Garnered 13 tackles (11 solo)...**at Seattle (12/28):** Registered 11 tackles (seven solo)...also caused RB Marshawn Lynch to fumble, which was recovered by S T.J. McDonald.

2013 SEASON: Played and started all 16 games...led the team in tackles with 155 (124 solo), 1.5 sacks, one interception returned 98 yards for a touchdown, seven passes defended and six forced fumbles...the 98-yard interception-return tied the NFL record

for longest interception return by a linebacker, and the longest return by a rookie linebacker in league history...**vs. Arizona (9/8)**: Earned his first career NFL start at linebacker...recorded a team-high 11 tackles (nine solo)...forced one fumble...**at Atlanta (9/15)**: Recorded a team-high nine tackles (eight solo), including one tackle for loss...added two passes defended...**at Dallas (9/22)**: Tied for a team-high 10 tackles (seven solo)...**vs. San Francisco (9/26)**: Recorded 11 tackles (nine solo)...forced his second fumble of the season...**at Houston (10/13)**: Recorded a team-high 11 tackles...forced his third fumble of the season...recorded his first career interception and touchdown when he picked off QB T.J. Yates and returned it 98 yards for the score...**vs. Chicago (11/24)**: Led the team with a career-high 15 tackles (10 solo)...**at San Francisco (12/1)**: Registered 12 tackles (nine solo), including two for loss...forced his fourth fumble of the season when he stripped 49ers RB Frank Gore in the third quarter...surpassed the century-mark in tackles in his rookie season...**at Arizona (12/8)**: Tallied a team-high 12 tackles (10 solo), including one for loss...added his first career sack by dropping Cardinals QB Carson Palmer for a seven-yard loss...also had a quarterback pressure and a hit on the quarterback...**vs. New Orleans (12/15)**: Notched a team-high 13 tackles (10 solo), including one for loss...added a pass defended...**vs. Tampa Bay (12/22)**: Recorded a team-high 10 tackles (nine solo), including one for loss...forced two fumbles to increase his season total to six...added 0.5 sacks to push his season total to 1.5...**at Seattle (12/29)**: Led the team with 11 tackles (eight solo), including two for loss...also added one quarterback hit.

COLLEGE: First-team All-Southeastern Conference choice by The NFL Draft Report, earning third-team honors from Phil Steele...named to the Southeastern Conference Freshman team by the league's coaches...also earned the team's Newcomer of the Year Award on defense...earned Athletic Director's Honor Roll distinction for the summer semester.

PERSONAL: Studied human development & family science at Georgia...twin brother of former teammate Alexander Ogletree, a fullback for the University of Georgia...played for Newnan High School head coach Mike McDonald...named Class AAAAA Defensive Player of the Year, to the All-Decade Team and received All-State first-team unanimous accolades...also selected by the Georgia Sports Writers Association as the state's Class AAAAA Defensive Player of the Year...was a starter on the basketball team and ran the 400-meter dash and the 4x100 relay and long jumped for the Cougars...participated in many community events, including serving as the Honorary Chair for the Rams' first Make-A-Wish Celebrity Server Dinner in Los Angeles, Defensive Line Paintball Event to benefit St. Patrick Center, Coach Fisher & Friends Celebrity Softball game, and the All-Community Team Ticket program - Tree House...he also holds annual turkey drives and back-to-school drives in his hometown...he is married to Alex and they have one son, AJ.

ALEC OGLETREE NFL STATISTICS

REGULAR SEASON

| Year | Team | G/S | Tackles | | Asst | Sk | Yds | Interceptions | | | TD | PD | Fumbles | | |
|--------------|------|--------------|------------|------------|------------|------------|-------------|---------------|------------|------------|----------|-----------|-----------|----------|----------|
| | | | Total | Solo | | | | Int | Yds | Lg | | | FF | FR | Yds |
| 2013 | RAMS | 16/16 | 155 | 124 | 31 | 1.5 | 8.5 | 1 | 98 | 98t | 1 | 7 | 6 | 0 | 0 |
| 2014 | RAMS | 16/16 | 169 | 110 | 59 | 0.0 | 0.0 | 2 | 44 | 44 | 0 | 11 | 5 | 0 | 0 |
| 2015 | RAMS | 4/4 | 55 | 46 | 9 | 2.0 | 9.0 | 0 | 0 | 0 | 0 | 0 | 0 | 0 | 0 |
| 2016 | RAMS | 16/16 | 171 | 132 | 39 | 0.0 | 0.0 | 2 | 15 | 8 | 0 | 16 | 1 | 1 | 0 |
| 2017 | RAMS | 1/1 | 5 | 3 | 2 | 0.0 | 0.0 | 0 | 0 | 0 | 0 | 1 | 0 | 0 | 0 |
| Total | | 53/53 | 555 | 415 | 140 | 3.5 | 17.5 | 5 | 157 | 98t | 1 | 35 | 12 | 1 | 0 |

SINGLE GAME HIGHS

Total Tackles – 18, at Washington (9/20/15)
 Solo Tackles – 15, at Washington (9/20/15)
 Sacks – 2.0, vs. Pittsburgh (9/27/15)
 Interceptions – 1, many times, last at Seattle (12/15/16)
 Passes Defensed – 2, many times, last vs. Arizona (1/1/17)

ALEC OGLETREE GAME-BY-GAME STATISTICS

2017 LOS ANGELES RAMS

| Game | W/L | P/S | T | S | A | Sk | Yds | Int | Yds | Lg | TD | PD | FF | FR | Yds |
|---------------|------------|------------|----------|----------|----------|----------|----------|----------|----------|----------|----------|----------|----------|----------|----------|
| IND 9/10 | W | 1/1 | 5 | 3 | 2 | 0 | 0 | 0 | 0 | 0 | 0 | 1 | 0 | 0 | 0 |
| WAS 9/17 | 0/0 | 0/0 | 0 | 0 | 0 | 0 | 0 | 0 | 0 | 0 | 0 | 0 | 0 | 0 | 0 |
| @SF 9/21 | 0/0 | 0/0 | 0 | 0 | 0 | 0 | 0 | 0 | 0 | 0 | 0 | 0 | 0 | 0 | 0 |
| @DAL 10/1 | 0/0 | 0/0 | 0 | 0 | 0 | 0 | 0 | 0 | 0 | 0 | 0 | 0 | 0 | 0 | 0 |
| SEA 10/8 | 0/0 | 0/0 | 0 | 0 | 0 | 0 | 0 | 0 | 0 | 0 | 0 | 0 | 0 | 0 | 0 |
| @JAC 10/15 | 0/0 | 0/0 | 0 | 0 | 0 | 0 | 0 | 0 | 0 | 0 | 0 | 0 | 0 | 0 | 0 |
| ARI 10/22 | 0/0 | 0/0 | 0 | 0 | 0 | 0 | 0 | 0 | 0 | 0 | 0 | 0 | 0 | 0 | 0 |
| @NYG 11/5 | 0/0 | 0/0 | 0 | 0 | 0 | 0 | 0 | 0 | 0 | 0 | 0 | 0 | 0 | 0 | 0 |
| HOU 11/12 | 0/0 | 0/0 | 0 | 0 | 0 | 0 | 0 | 0 | 0 | 0 | 0 | 0 | 0 | 0 | 0 |
| @MIN 11/19 | 0/0 | 0/0 | 0 | 0 | 0 | 0 | 0 | 0 | 0 | 0 | 0 | 0 | 0 | 0 | 0 |
| NO 11/26 | 0/0 | 0/0 | 0 | 0 | 0 | 0 | 0 | 0 | 0 | 0 | 0 | 0 | 0 | 0 | 0 |
| @ARI 12/2 | 0/0 | 0/0 | 0 | 0 | 0 | 0 | 0 | 0 | 0 | 0 | 0 | 0 | 0 | 0 | 0 |
| PHI 12/10 | 0/0 | 0/0 | 0 | 0 | 0 | 0 | 0 | 0 | 0 | 0 | 0 | 0 | 0 | 0 | 0 |
| @SEA 12/17 | 0/0 | 0/0 | 0 | 0 | 0 | 0 | 0 | 0 | 0 | 0 | 0 | 0 | 0 | 0 | 0 |
| @TEN 12/24 | 0/0 | 0/0 | 0 | 0 | 0 | 0 | 0 | 0 | 0 | 0 | 0 | 0 | 0 | 0 | 0 |
| SF 12/31 | 0/0 | 0/0 | 0 | 0 | 0 | 0 | 0 | 0 | 0 | 0 | 0 | 0 | 0 | 0 | 0 |
| TOTALS | 1-0 | 1/1 | 5 | 3 | 2 | 0 | 0 | 0 | 0 | 0 | 0 | 1 | 0 | 0 | 0 |

2016 LOS ANGELES RAMS

| Game | W/L | P/S | T | S | A | Sk | Yds | Int | Yds | Lg | TD | PD | FF | FR | Yds |
|---------------|-------------|--------------|------------|------------|-----------|------------|----------|----------|-----------|----------|----------|-----------|----------|----------|----------|
| @SF 9/12 | L | 1/1 | 16 | 11 | 5 | 0.0 | 0 | 0 | 0 | 0 | 0 | 0 | 1 | 0 | 0 |
| SEA 9/18 | W | 1/1 | 11 | 10 | 1 | 0.0 | 0 | 0 | 0 | 0 | 0 | 0 | 1 | 1 | 0 |
| @TB 9/25 | W | 2/2 | 12 | 6 | 6 | 0.0 | 0 | 0 | 0 | 0 | 0 | 0 | 2 | 0 | 0 |
| @ARI 10/2 | W | 1/1 | 8 | 7 | 1 | 0.0 | 0 | 0 | 0 | 0 | 0 | 0 | 1 | 0 | 0 |
| BUF 10/9 | L | 1/1 | 10 | 8 | 3 | 0.0 | 0 | 0 | 0 | 0 | 0 | 0 | 2 | 0 | 0 |
| @DET 10/16 | L | 1/1 | 11 | 9 | 2 | 0.0 | 0 | 0 | 0 | 0 | 0 | 0 | 0 | 0 | 0 |
| NYG 10/23 | L | 1/1 | 10 | 9 | 1 | 0.0 | 0 | 0 | 0 | 0 | 0 | 0 | 0 | 0 | 0 |
| CAR 11/6 | L | 1/1 | 10 | 8 | 2 | 0.0 | 0 | 0 | 0 | 0 | 0 | 0 | 0 | 0 | 0 |
| @ARI 11/13 | W | 1/1 | 11 | 7 | 4 | 0.0 | 0 | 1 | 7 | 7 | 0 | 1 | 0 | 0 | 0 |
| MIA 11/20 | L | 1/1 | 13 | 10 | 3 | 0.0 | 0 | 0 | 0 | 0 | 0 | 0 | 0 | 0 | 0 |
| @NO 11/27 | L | 1/1 | 13 | 11 | 2 | 0.0 | 0 | 0 | 0 | 0 | 0 | 0 | 2 | 0 | 0 |
| @NE 12/4 | L | 1/1 | 12 | 9 | 3 | 0.0 | 0 | 0 | 0 | 0 | 0 | 0 | 0 | 0 | 0 |
| ATL 12/11 | L | 1/1 | 8 | 6 | 2 | 0.0 | 0 | 0 | 0 | 0 | 0 | 0 | 0 | 0 | 0 |
| @SEA 12/15 | L | 1/1 | 7 | 6 | 1 | 0.0 | 0 | 1 | 8 | 8 | 0 | 2 | 0 | 0 | 0 |
| SF 12/24 | L | 1/1 | 12 | 10 | 2 | 0.0 | 0 | 0 | 0 | 0 | 0 | 0 | 2 | 0 | 0 |
| ARI 1/1/17 | L | 1/1 | 7 | 5 | 2 | 0.0 | 0 | 0 | 0 | 0 | 0 | 0 | 2 | 0 | 0 |
| TOTALS | 4-12 | 16/16 | 171 | 132 | 39 | 0.0 | 0 | 2 | 15 | 8 | 0 | 16 | 1 | 1 | 0 |

ALEC OGLETREE GAME-BY-GAME STATISTICS CONTINUED

2015 ST. LOUIS RAMS

| Game | W/L | P/S | T | S | A | Sk | Yds | Int | Yds | Lg | TD | PD | FF | FR | Yds |
|--------------|------------|------------|-----------|-----------|----------|------------|------------|--------------------------------------|----------|----------|----------|----------|----------|----------|----------|
| SEA 9/13 | W | 1/1 | 11 | 8 | 3 | 0 | 0.0 | 0 | 0 | 0 | 0 | 0 | 0 | 0 | 0 |
| @WAS 9/20 | L | 1/1 | 18 | 15 | 3 | 0 | 0.0 | 0 | 0 | 0 | 0 | 0 | 0 | 0 | 0 |
| PIT 9/27 | L | 1/1 | 15 | 12 | 3 | 2.0 | 9.0 | 0 | 0 | 0 | 0 | 0 | 0 | 0 | 0 |
| @ARI 10/4 | W | 1/1 | 11 | 11 | 0 | 0 | 0.0 | 0 | 0 | 0 | 0 | 0 | 0 | 0 | 0 |
| @GB 10/11 | L | | | | | | | Inactive | | | | | | | |
| CLE 10/25 | W | | | | | | | Inactive | | | | | | | |
| SF 11/1 | W | | | | | | | Injured reserve/designated to return | | | | | | | |
| @MIN 11/8 | L | | | | | | | Injured reserve/designated to return | | | | | | | |
| CHI 11/15 | L | | | | | | | Injured reserve/designated to return | | | | | | | |
| @BAL 11/22 | L | | | | | | | Injured reserve/designated to return | | | | | | | |
| @CIN 11/29 | L | | | | | | | Injured reserve/designated to return | | | | | | | |
| ARI 12/6 | L | | | | | | | Injured reserve/designated to return | | | | | | | |
| DET 12/13 | W | | | | | | | Injured reserve/designated to return | | | | | | | |
| TB 12/17 | W | | | | | | | Injured reserve/designated to return | | | | | | | |
| @SEA 12/27 | W | | | | | | | Injured reserve/designated to return | | | | | | | |
| @SF 1/3 | L | | | | | | | Injured reserve/designated to return | | | | | | | |
| Total | 7-9 | 4/4 | 55 | 46 | 9 | 2.0 | 9.0 | 0 | 0 | 0 | 0 | 0 | 0 | 0 | 0 |

2013 ST. LOUIS RAMS

| Game | W/L | P/S | T | S | A | Sk | Yds | Int | Yds | Lg | TD | PD | FF | FR | Yds |
|--------------|------------|--------------|------------|------------|-----------|------------|------------|----------|------------|------------|----------|----------|----------|----------|----------|
| ARI 9/8 | W | 1/1 | 11 | 9 | 2 | 0.0 | 0 | 0 | 0 | 0 | 0 | 1 | 0 | 0 | 0 |
| @ATL 9/15 | L | 1/1 | 9 | 8 | 1 | 0.0 | 0 | 0 | 0 | 0 | 2 | 0 | 0 | 0 | 0 |
| @DAL 9/22 | L | 1/1 | 10 | 7 | 3 | 0.0 | 0 | 0 | 0 | 0 | 0 | 0 | 0 | 0 | 0 |
| SF 9/26 | L | 1/1 | 11 | 9 | 2 | 0.0 | 0 | 0 | 0 | 0 | 0 | 1 | 0 | 0 | 0 |
| JAC 10/6 | W | 1/1 | 7 | 6 | 1 | 0.0 | 0 | 0 | 0 | 0 | 1 | 0 | 0 | 0 | 0 |
| @HOU 10/13 | W | 1/1 | 11 | 10 | 1 | 0.0 | 0 | 1 | 98t | 98t | 1 | 0 | 1 | 0 | 0 |
| @CAR 10/20 | L | 1/1 | 7 | 6 | 1 | 0.0 | 0 | 0 | 0 | 0 | 0 | 0 | 0 | 0 | 0 |
| SEA 10/28 | L | 1/1 | 3 | 2 | 1 | 0.0 | 0 | 0 | 0 | 0 | 0 | 0 | 0 | 0 | 0 |
| TEN 11/3 | L | 1/1 | 7 | 6 | 1 | 0.0 | 0 | 0 | 0 | 0 | 1 | 0 | 0 | 0 | 0 |
| @IND 11/10 | W | 1/1 | 6 | 5 | 1 | 0.0 | 0 | 0 | 0 | 0 | 1 | 0 | 0 | 0 | 0 |
| CHI 11/24 | W | 1/1 | 15 | 10 | 5 | 0.0 | 0 | 0 | 0 | 0 | 0 | 0 | 0 | 0 | 0 |
| @SF 12/1 | L | 1/1 | 12 | 9 | 3 | 0.0 | 0 | 0 | 0 | 0 | 0 | 1 | 0 | 0 | 0 |
| @ARI 12/8 | L | 1/1 | 12 | 10 | 2 | 1.0 | 7 | 0 | 0 | 0 | 0 | 1 | 0 | 0 | 0 |
| NO 12/15 | W | 1/1 | 13 | 10 | 3 | 0.0 | 0 | 0 | 0 | 0 | 1 | 0 | 0 | 0 | 0 |
| TB 12/22 | W | 1/1 | 10 | 9 | 1 | 0.5 | 1.5 | 0 | 0 | 0 | 0 | 2 | 0 | 0 | 0 |
| @SEA 12/29 | L | 1/1 | 11 | 8 | 3 | 0.0 | 0 | 0 | 0 | 0 | 1 | 0 | 0 | 0 | 0 |
| TOTAL | 7-9 | 16/16 | 155 | 124 | 31 | 1.5 | 8.5 | 1 | 98t | 98t | 1 | 7 | 7 | 0 | 0 |

2014 ST. LOUIS RAMS

| Game | W/L | P/S | T | S | A | Sk | Yds | Int | Yds | Lg | TD | PD | FF | FR | Yds |
|--------------|-------------|--------------|------------|------------|-----------|------------|----------|----------|-----------|-----------|----------|-----------|----------|----------|----------|
| MIN 9/7 | L | 1/1 | 7 | 4 | 3 | 0.0 | 5 | 0 | 0 | 0 | 0 | 1 | 0 | 0 | 0 |
| @TB 9/14 | W | 1/1 | 8 | 5 | 3 | 0.0 | 0 | 0 | 0 | 0 | 0 | 0 | 0 | 0 | 0 |
| DAL 9/21 | L | 1/1 | 14 | 10 | 4 | 0.0 | 0 | 0 | 0 | 0 | 0 | 0 | 1 | 0 | 0 |
| PHI 10/5 | L | 1/1 | 12 | 11 | 1 | 0.0 | 0 | 0 | 0 | 0 | 0 | 0 | 1 | 0 | 0 |
| SF 10/13 | L | 1/1 | 7 | 7 | 0 | 0.0 | 0 | 0 | 0 | 0 | 0 | 0 | 0 | 0 | 0 |
| SEA 10/19 | W | 1/1 | 10 | 6 | 4 | 0.0 | 0 | 0 | 0 | 0 | 0 | 0 | 0 | 0 | 0 |
| @KC 10/26 | L | 1/1 | 11 | 5 | 6 | 0.0 | 0 | 0 | 0 | 0 | 0 | 0 | 0 | 0 | 0 |
| @SF 11/2 | W | 1/1 | 10 | 4 | 6 | 0.0 | 0 | 0 | 0 | 0 | 0 | 1 | 0 | 0 | 0 |
| @ARI 11/9 | L | 1/1 | 12 | 6 | 6 | 0.0 | 0 | 1 | 44 | 44 | 0 | 2 | 1 | 0 | 0 |
| DEN 11/16 | W | 1/1 | 12 | 10 | 2 | 0.0 | 0 | 1 | 0 | 0 | 0 | 1 | 0 | 0 | 0 |
| @SD 11/23 | L | 1/1 | 14 | 8 | 6 | 0.0 | 0 | 0 | 0 | 0 | 0 | 0 | 0 | 0 | 0 |
| OAK 11/30 | W | 1/1 | 10 | 8 | 2 | 0.0 | 0 | 0 | 0 | 0 | 0 | 2 | 1 | 0 | 0 |
| @WAS 12/7 | W | 1/1 | 7 | 3 | 4 | 0.0 | 0 | 0 | 0 | 0 | 0 | 2 | 0 | 0 | 0 |
| ARI 12/11 | L | 1/1 | 11 | 5 | 6 | 0.0 | 0 | 0 | 0 | 0 | 0 | 2 | 0 | 0 | 0 |
| NYG 12/21 | L | 1/1 | 13 | 11 | 2 | 0.0 | 0 | 0 | 0 | 0 | 0 | 0 | 0 | 0 | 0 |
| @SEA 12/28 | L | 1/1 | 11 | 7 | 4 | 0.0 | 0 | 0 | 0 | 0 | 0 | 1 | 0 | 0 | 0 |
| TOTAL | 6-10 | 16/16 | 169 | 110 | 59 | 0.0 | 0 | 2 | 44 | 44 | 0 | 11 | 5 | 0 | 0 |



94 | ROBERT QUINN

| | |
|-------------|---------------------|
| Position: | Defensive End |
| Ht./Wt.: | 6-4/250 |
| Birth Date: | 5/18/90 |
| Hometown: | Ladson, S.C. |
| Experience: | 6th year (6th Rams) |
| Acquired: | D1-2011 |

Career GP/GS (Playoffs): 81/63 (0/0)



TRANSACTIONS: Re-signed with the Rams (9/13/14)...drafted in the first round (14th overall) in the 2011 NFL Draft by the St. Louis Rams.

PRO: Six-year pro has played in 81 games with 63 starts...named to the 2014 and 2015 Pro Bowls, earned team-captain honor in 2014...also earned First-Team All-Pro honors following the 2013 and 2014 seasons...named Pro Football Writers of America 2013 Defensive Player of the Year...notched 19.0 sacks during 2013 season, second-best in the NFL...2013 sack total set a new franchise record, topping Kevin Carter's 17.0 in 1999...posted career statistics of 211 tackles (132 solo), 55.0 sacks, 12 passes defended, 18 forced fumbles and two fumble recoveries.



2017 SEASON: Week1 vs. Indianapolis (9/10): Tallied two tackles, both for losses, including one sack.

2016 SEASON: Finished with four sacks and forced two fumbles in nine games before being placed on injured reserved (12/15/16)...started eight games at defensive end...**at San Francisco (9/12):** Started at defensive end...recorded four tackles (two solo)...**vs Seattle (9/18):** Registered a strip-sack on Seattle QB Russell Wilson...also recorded one solo tackle...credited with four quarterback hurries...**at Tampa Bay (9/25):** Recorded a strip-sack for a 10-yard loss on QB Jamies Winston...had two quarterback hurries and two quarterback pressures...Quinn sealed the win by tackling Winston on 10-yard scramble on the final play of the game, and now has a strip-sack in back-to-back games...since the start of the 2012 season, has forced 18 fumbles, the highest total in the NFL in that time frame...**at Arizona (10/2):** Pressured the quarterback four times...contributed to a defense that has seven forced fumbles and three interceptions on the season...**at New York Jets (11/13):** Tallied three tackles (one solo)...recorded two passes defended...**vs. Miami (11/20):** Recorded his third sack of the season, 53rd of his career, on QB Ryan Tannehill for a 10-yard loss...**at New Orleans (11/27):** Recorded one tackle and sacked QB Drew Brees for a six yard loss, his fourth of the season and 54th of his career.

Most Sacks by a Ram in a Season in Franchise History

Robert Quinn, 19.0, 2013
Kevin Carter, 17.0, 1999
Leonard Little, 14.5, 2001

**Since the sack became an official stat in 1982.*

2015 SEASON: Notched 5.0 sacks in eight games before being placed on reserve/injured (12/17/15)...**vs. San Francisco (11/1):** Sacked QB Colin Kaepernick for five yards...also tallied two solo tackles and two passes defended...**at Green Bay (10/11):** Sacked QB Aaron Rodgers and made six tackles (five solo)...forced his league-leading third fumble of the season...**vs. Pittsburgh (9/27):** Recorded 1.0 sack for 11 yards and forced a fumble...leads the NFL in forced fumbles since 2013 with 14...also had one solo tackle...**at Washington (9/20):** Made five tackles (one solo) and forced a fumble...**vs. Seattle (9/13):** Started at defensive end...recorded 2.0 sacks for five yards...also made three tackles (two solo), two quarterback pressures and two hits on the quarterback.

2014 SEASON: Nominated to second-consecutive Pro Bowl and First-Team All-Pro honors...garnered 61 tackles (42 solo), 10.5 sacks, and led the team in forced fumbles with seven...marked third consecutive season with at least 10-plus sacks...finished the season with a team-leading 24 quaterback hits and second on the team with 37 quarterback pressures...**vs. Minnesota (9/7):** Tallied two tackles (one solo), two quarterback pressures and four hits on the quarterback...**at Tampa Bay (9/14):** Registered six tackles (four solo)...added two pressures and two hits on the quarterback...**vs. Seattle (10/19):** Recorded his first sack of the season on QB Russell Wilson...also made six tackles (four solo), two quarterback pressures and one hit on the quarterback...**at Kansas City (10/26):** Forced QB Alex Smith to fumble, marked his first forced fumble of the season...also had two sacks on Smith, in back-to-back plays...the last time Quinn posted sacks in back-to-back plays was against Seattle (10/28/13) when he took down QB Russell Wilson two times to end the half...marked his second consecutive game with a sack and first multi-sack game of the year...recorded six tackles (four solo, one quarterback hit and one pressure...**at San Francisco (11/2):** Registered 2.0 sacks on QB Colin Kaepernick...also forced Kaepernick to fumble and it was recovered by DE Eugene Sims, which helped set up the Rams' three-play scoring drive...marked his second consecutive game with 2.0 sacks and third consecutive game with a sack...also had four tackles (three solo)...**at Arizona (11/9):** Started at defensive end...notched a sack on QB Carson Palmer...marked his fourth consecutive game with at least 1.0 sack...also recorded five tackles (three solo), four quarterback pressures and one hit on the quarterback...**at San Diego (11/23):** Had one assisted tackle and a season-high six quarterback pressures...also recorded two hits on the quarterback and one pass defended...**vs. Oakland (11/30):** Recorded 3.0 sacks...marked his only 3.0 sack performance of the season and fifth career game with at least 3.0 sacks...his second sack was paired with a caused fumble, which was recovered by DE Chris Long...added a second forced fumble...also had five solo tackles...**at Washington (12/7):** Split

a sack on QB Colt McCoy with LB James Laurinaitis and recorded a solo sack...to push his season total to 10.5 sacks this season and 45.0 for his career...notched three tackles (two solo), one pass defensed and two forced fumbles...**vs. New York Giants (12/21)**: Notched five tackles (four solo), two quarterback pressures and one hit on the quarterback.

2013 SEASON: Started 16 games...tallied 57 tackles (41 solo), 19.0 sacks, seven forced fumbles, two fumble recoveries... named 2014 Pro Bowl captain, also eaned First-Team All-Pro honors and Pro Football Writers of America Defensive Player of the Year...tallied five multi-sack games, including three contests in which he recorded 3.0 sacks...voted by teammates as the Daniel F. Reeves Award recipient, Rams' team award for most valuable player...**vs. Arizona (9/8)**: Put together an defensive performance featuring 3.0 sacks, tying his single game record...also forced two fumbles...added two assisted tackles in season opener...named defensive player of the week...**at Atlanta (9/15)**: Recorded five solo tackles, including three for loss...added 1.0 sack, his second consecutive game with a sack...**vs. San Francisco (9/26)**: Recorded two tackles (one solo)...added 1.0 sack...**at Houston (10/13)**: Tallied 1.0 sack, bringing his season total to 6.0...also forced one fumble...**at Carolina (10/20)**: Recorded 1.0 sack for a season total of 7.0...added five tackles (four solo)...**vs. Seattle (10/28)**: Notched 3.0 sacks for a season total of 10.0...added three tackles (one solo)...**at Indianapolis (11/10)**: Sacked Colts QB Andrew Luck twice for a total loss of 24 yards and a season total of 12.0 sacks...forced Luck to fumble, was recovered by DE Chris Long and returned 45 yards for a score... added two tackles (one solo)...**vs. Chicago (11/24)**: Sacked Bears QB Josh McCown, stripped the ball and returned the fumble 31 yards for a touchdown...marks first career touchdown...added five tackles (three solo) and seven quarterback pressures...**vs. New Orleans (12/15)**: Notched 2.0 sacks for a season total of 15.0...continues to lead the NFC in sacks...forced QB Drew Brees to fumble early in the second quarter...stripped Brees of the ball a second time and recovered the fumble...gives him an NFL-leading eight forced fumbles...marks his second fumble recovery of the season...added six tackles (four solo), including one for loss...tallied four quarterback pressures and three hits on Brees, including one that altered the pass and led to a T.J. McDonald interception in the first quarter...**vs. Tampa Bay (12/22)**: Recorded 3.0 sacks for a season total of 18.0...set a franchise record for most sacks in a single season surpassing Kevin Carter's 1999 record of 17.0...leads the NFL in sacks...marks his third game with 3.0 sacks this season...added three solo tackles, including one for loss...tallied two quarterback hits and one pressure on Tampa Bay's Mike Glennon...**at Seattle (12/29)**: Notched 1.0 sack for a season total of 19.0...added four tackles, including three for loss.

2012 SEASON: Finished second NFL season with 10.5 sacks, second among Rams...also second among Rams with 25 quarterback pressures and 17 quarterback hits...had 40 total tackles...**at Detroit (9/9)**: Recorded one sack for a loss of nine yards, marking the Rams' first sack of the season and the sixth of his career...tallied four tackles (three solo)...**vs. Washington (9/16)**: Posted one sack for a loss of nine yards, marking his second consecutive game with at least one sack...leads the Rams in sacks with two...added five tackles (three solo)...**vs. Seattle (9/30)**: Notched his third sack of the season after taking down QB Russell Wilson on a third down play in the fourth quarter for an 8-yard loss...led the Rams in sacks...added two solo tackles...**vs. Arizona (10/4)**: Posted a new career high in single-game sacks with three for a combined loss of 19 yards...forced a fumble in the fourth quarter to seal the Rams' 17-3 win, marking the Rams' first forced fumble of the season and the second of his career...finished first on the defensive line in tackles with six (two solo) and added one pass defensed...**vs. Green Bay (10/21)**: Started at right defensive end...sacked Packers' QB Aaron Rodgers for a four yard loss in Green Bay's opening drive, marked his seventh sack of the season and 12th career...also recorded one assisted tackle...**at San Francisco (11/11)**: Started at right defensive end...led the team with 1.5 sacks alongside rookie defensive tackle Michael Brockers...**at Buffalo (12/9)**: Started at right defensive end... recorded two tackles (one solo)...logged one sack for a loss of nine after taking down QB Ryan Fitzpatrick on the Bills' final drive of the game...**at Seattle (12/30)**: Started at right defensive end...pushed his season sack total to 10.5 after bringing down Seattle QB Russell Wilson for a loss of two yards...with the sack, he and fellow defensive lineman Chris Long became the first pair of Rams to record double-digit sack numbers in a single season since Grant Wistrom and Kevin Carter generated 11 and 10 sacks, respectively, in 2000...also recorded two assisted tackles.

2011 SEASON: Tallied five sacks in rookie campaign...also made 20 tackles (nine solo)...**at New York Giants (9/19)**: Made his NFL debut, seeing action on defense and special teams...sacked Giant's QB Eli Manning for a loss of eight yards...recorded two tackles (one solo)...**vs. New Orleans (10/30)**: Played on defense and special teams...blocked a Thomas Morstead punt to give St. Louis the ball at the New Orleans 15-yard line and set up a touchdown run by Steven Jackson two plays later...also

recorded second sack of the season...made one solo tackle on defense and caused one fumble...**at Arizona (11/6)**: Played on defense and special teams...tallied his third sack of the season when he dropped QB John Skelton for a loss of nine yards... second consecutive game with a sack...**vs. Seattle (11/20)**: Saw action on defense and special teams...recorded his fourth sack of the season when he dropped QB Tarvaris Jackson...also partially deflected a punt in the first quarter...**vs. Arizona (11/27)**: Saw action on defense and special teams...notched his fifth sack of the season...marked back-to-back games with at least one sack for the second time of the season...**vs. Cincinnati (12/18)**: Made his first NFL start at right defensive end...partially blocked a punt in the second quarter that traveled just 21 yards...marked the third time this season he has deflected or blocked a punt.

PERSONAL: Attended Fort Dorchester High School (Ladson, S.C.)...senior season was shortened, but had 54 tackles with five sacks, 10 TFL and 21 quarterback hurries before surgery...member of South Carolina's Shrine Bowl team and the U.S. Army All-American Game...All-American choice by SuperPrep and Tom Lemming...member of the Atlanta Journal-Constitution Super Southern 100...ranked the seventh-best player in South Carolina by SuperPrep... rated the 11th-best defensive end in the country by ESPN.com...rated a four-star prospect by Rivals.com, as that recruiting service listed him as the 18th-best strong-side defensive end in the country, and the 10th-best recruit in the state of South Carolina... given a four-star rating by Scout.com, who ranked him as the 19th-best defensive end in the country... three-time defending state heavyweight champion for the Fort Dorchester wrestling squad...son of Maria and James Quinn...nickname is "El Roy"...participated in many community events, including Rob Quinn's Pro's Strike for Africa Bowling Event, Make-A-Wish Celebrity Server Dinner, Urban League Turkey Distribution, Ronald McDonald House Charities and Big Plays Little Wishes to benefit Big Brothers Big Sisters.



ROBERT QUINN NFL STATISTICS

REGULAR SEASON

| Year | Team | Tackles | | | Interceptions | | | Fumbles | | | TD | PD | FF | FR | Yds |
|--------------|------|--------------|------------|------------|---------------|-------------|------------|----------|----------|----------|-----------|-----------|----------|-----------|-----|
| | | G/S | Total | Solo | Asst | Sk | Yds | Int | Yds | Lg | | | | | |
| 2011 | RAMS | 15/1 | 20 | 9 | 11 | 5.0 | 35 | 0 | 0 | 0 | 0 | 0 | 0 | 0 | |
| 2012 | RAMS | 16/14 | 40 | 21 | 19 | 10.5 | 61 | 0 | 0 | 0 | 1 | 1 | 0 | 0 | |
| 2013 | RAMS | 16/16 | 57 | 41 | 16 | 19.0 | 145 | 0 | 0 | 0 | 0 | 7 | 2 | 33 | |
| 2014 | RAMS | 16/16 | 61 | 42 | 19 | 10.5 | 73 | 0 | 0 | 0 | 4 | 5 | 0 | 0 | |
| 2015 | RAMS | 8/7 | 19 | 12 | 7 | 5.0 | 23 | 0 | 0 | 0 | 3 | 3 | 0 | 0 | |
| 2016 | RAMS | 9/8 | 12 | 5 | 7 | 4.0 | 33.0 | 0 | 0 | 0 | 2 | 2 | 0 | 0 | |
| 2017 | RAMS | 1/0 | 2 | 2 | 0 | 1.0 | 7.0 | 0 | 0 | 0 | 0 | 0 | 0 | 0 | |
| Total | | 81/63 | 211 | 132 | 79 | 55.0 | 377 | 0 | 0 | 0 | 12 | 18 | 2 | 33 | |

SINGLE GAME HIGHS

Total Tackles – 6, many times, last at Green Bay (10/11/15)

Solo Tackles – 5, four times, last at Green Bay (10/11/15)

Sacks – 3.0, many times, last vs. Oakland (11/30/14)

ROBERT QUINN GAME-BY-GAME STATISTICS

2017 LOS ANGELES RAMS

| Game | W/L | P/S | T | S | A | Sk | Yds | Int | Yds | Lg | TD | PD | FF | FR | Yds |
|---------------|------------|------------|----------|----------|----------|------------|------------|----------|----------|----------|----------|----------|----------|----------|----------|
| IND 9/10 | W | 1/1 | 2 | 2 | 0 | 1.0 | 7.0 | 0 | 0 | 0 | 0 | 0 | 0 | 0 | 0 |
| WAS 9/17 | 0/0 | 0/0 | 0 | 0 | 0 | 0.0 | 0.0 | 0 | 0 | 0 | 0 | 0 | 0 | 0 | 0 |
| @SF 9/21 | 0/0 | 0/0 | 0 | 0 | 0 | 0.0 | 0.0 | 0 | 0 | 0 | 0 | 0 | 0 | 0 | 0 |
| @DAL 10/1 | 0/0 | 0/0 | 0 | 0 | 0 | 0.0 | 0.0 | 0 | 0 | 0 | 0 | 0 | 0 | 0 | 0 |
| SEA 10/8 | 0/0 | 0/0 | 0 | 0 | 0 | 0.0 | 0.0 | 0 | 0 | 0 | 0 | 0 | 0 | 0 | 0 |
| @JAC 10/15 | 0/0 | 0/0 | 0 | 0 | 0 | 0.0 | 0.0 | 0 | 0 | 0 | 0 | 0 | 0 | 0 | 0 |
| ARI 10/22 | 0/0 | 0/0 | 0 | 0 | 0 | 0.0 | 0.0 | 0 | 0 | 0 | 0 | 0 | 0 | 0 | 0 |
| @NYG 11/5 | 0/0 | 0/0 | 0 | 0 | 0 | 0.0 | 0.0 | 0 | 0 | 0 | 0 | 0 | 0 | 0 | 0 |
| HOU 11/12 | 0/0 | 0/0 | 0 | 0 | 0 | 0.0 | 0.0 | 0 | 0 | 0 | 0 | 0 | 0 | 0 | 0 |
| @MIN 11/19 | 0/0 | 0/0 | 0 | 0 | 0 | 0.0 | 0.0 | 0 | 0 | 0 | 0 | 0 | 0 | 0 | 0 |
| NO 11/26 | 0/0 | 0/0 | 0 | 0 | 0 | 0.0 | 0.0 | 0 | 0 | 0 | 0 | 0 | 0 | 0 | 0 |
| @ARI 12/2 | 0/0 | 0/0 | 0 | 0 | 0 | 0.0 | 0.0 | 0 | 0 | 0 | 0 | 0 | 0 | 0 | 0 |
| PHI 12/10 | 0/0 | 0/0 | 0 | 0 | 0 | 0.0 | 0.0 | 0 | 0 | 0 | 0 | 0 | 0 | 0 | 0 |
| @SEA 12/17 | 0/0 | 0/0 | 0 | 0 | 0 | 0.0 | 0.0 | 0 | 0 | 0 | 0 | 0 | 0 | 0 | 0 |
| @TEN 12/24 | 0/0 | 0/0 | 0 | 0 | 0 | 0.0 | 0.0 | 0 | 0 | 0 | 0 | 0 | 0 | 0 | 0 |
| SF 12/31 | 0/0 | 0/0 | 0 | 0 | 0 | 0.0 | 0.0 | 0 | 0 | 0 | 0 | 0 | 0 | 0 | 0 |
| TOTALS | 1-0 | 1/1 | 2 | 2 | 0 | 1.0 | 7.0 | 0 | 0 | 0 | 0 | 0 | 0 | 0 | 0 |

2016 LOS ANGELES RAMS

| Game | W/L | P/S | T | S | A | Sk | Yds | Int | Yds | Lg | TD | PD | FF | FR | Yds |
|---------------|-------------|------------|-----------|----------|----------|------------|-----------|----------|----------|----------|----------|----------|----------|----------|----------|
| @SF 9/12* | L | 1/1 | 4 | 2 | 2 | 0.0 | 0 | 0 | 0 | 0 | 0 | 0 | 0 | 0 | 0 |
| SEA 9/18 | W | 1/1 | 1 | 1 | 0 | 1.0 | 7 | 0 | 0 | 0 | 0 | 0 | 0 | 1 | 0 |
| @TB 9/25 | W | 1/1 | 1 | 1 | 0 | 1.0 | 10 | 0 | 0 | 0 | 0 | 0 | 0 | 1 | 0 |
| @ARI 10/2 | W | 1/1 | 0 | 0 | 0 | 0.0 | 0 | 0 | 0 | 0 | 0 | 0 | 0 | 0 | 0 |
| BUF 10/9 | L | | | | | | | | | | | | | | |
| @DET 10/16 | L | | | | | | | | | | | | | | |
| NYG 10/23 | L | 1/0 | 1 | 0 | 1 | 0.0 | 0 | 0 | 0 | 0 | 0 | 0 | 0 | 0 | 0 |
| CAR 11/6 | L | 1/1 | 1 | 0 | 1 | 0.0 | 0 | 0 | 0 | 0 | 0 | 0 | 0 | 0 | 0 |
| @NYJ 11/13 | W | 1/1 | 3 | 1 | 2 | 0.0 | 0 | 0 | 0 | 0 | 0 | 2 | 0 | 0 | 0 |
| MIA 11/20 | L | 1/1 | 0 | 0 | 0 | 1.0 | 10 | 0 | 0 | 0 | 0 | 0 | 0 | 0 | 0 |
| @NO 11/27 | L | 1/1 | 1 | 0 | 1 | 1.0 | 6 | 0 | 0 | 0 | 0 | 0 | 0 | 0 | 0 |
| @NE 12/4 | L | | | | | | | | | | | | | | |
| ATL 12/11 | L | | | | | | | | | | | | | | |
| @SEA 12/15 | L | | | | | | | | | | | | | | |
| SF 12/24 | L | | | | | | | | | | | | | | |
| ARI 1/1/17 | L | | | | | | | | | | | | | | |
| TOTALS | 4-12 | 9/8 | 12 | 5 | 7 | 4.0 | 33 | 0 | 0 | 0 | 0 | 2 | 2 | 0 | 0 |

2015 ST. LOUIS RAMS

| Game | W/L | P/S | T | S | A | Sk | Yds | Int | Yds | Lg | TD | PD | FF | FR | Yds |
|--------------|------------|------------|-----------|-----------|----------|------------|-----------|----------|----------|----------|----------|----------|----------|----------|----------|
| SEA 9/13 | W | 1/1 | 3 | 2 | 1 | 2.0 | 5 | 0 | 0 | 0 | 0 | 0 | 0 | 0 | 0 |
| @WASH 9/20 | L | 1/1 | 5 | 1 | 4 | 0.0 | 0 | 0 | 0 | 0 | 0 | 0 | 1 | 0 | 0 |
| PIT 9/27 | L | 1/1 | 1 | 1 | 0 | 1.0 | 11 | 0 | 0 | 0 | 0 | 0 | 1 | 0 | 0 |
| @ARI 10/4 | W | 1/1 | 2 | 1 | 1 | 0.0 | 0 | 0 | 0 | 0 | 1 | 0 | 0 | 0 | 0 |
| @GB 10/11 | L | 1/1 | 6 | 5 | 1 | 1.0 | 2 | 0 | 0 | 0 | 0 | 1 | 0 | 0 | 0 |
| CLE 10/25 | W | 1/1 | 0 | 0 | 0 | 0.0 | 0 | 0 | 0 | 0 | 0 | 0 | 0 | 0 | 0 |
| SF 11/1 | W | 1/1 | 2 | 2 | 0 | 1.0 | 5 | 0 | 0 | 0 | 2 | 0 | 0 | 0 | 0 |
| @MIN 11/8 | L | 0/0 | | | | | | | | | | | | | |
| CHI 11/15 | L | 0/0 | 0 | 0 | 0 | 0.0 | 0 | 0 | 0 | 0 | 0 | 0 | 0 | 0 | 0 |
| @BAL 11/22 | L | 0/0 | | | | | | | | | | | | | |
| @CIN 11/29 | L | 0/0 | | | | | | | | | | | | | |
| ARI 12/6 | L | 0/0 | | | | | | | | | | | | | |
| DET 12/13 | W | 0/0 | | | | | | | | | | | | | |
| TB 12/17 | W | 0/0 | 0 | 0 | 0 | 0.0 | 0 | 0 | 0 | 0 | 0 | 0 | 0 | 0 | 0 |
| @SEA 12/27 | 0/0 | 0/0 | 0 | 0 | 0 | 0.0 | 0 | 0 | 0 | 0 | 0 | 0 | 0 | 0 | 0 |
| @SF 1/3/16 | 0/0 | 0/0 | 0 | 0 | 0 | 0.0 | 0 | 0 | 0 | 0 | 0 | 0 | 0 | 0 | 0 |
| TOTAL | 6-8 | 8/7 | 19 | 12 | 7 | 5.0 | 23 | 0 | 0 | 0 | 3 | 3 | 0 | 0 | 0 |

2014 ST. LOUIS RAMS

| Game | W/L | P/S | T | S | A | Sk | Yds | Int | Yds | Lg | TD | PD | FF | FR | Yds |
|--------------|-------------|--------------|-----------|-----------|-----------|-------------|-------------|----------|----------|----------|----------|----------|----------|----------|----------|
| MIN 9/7 | L | 1/1 | 2 | 1 | 1 | 0.0 | 0 | 0 | 0 | 0 | 0 | 0 | 0 | 0 | 0 |
| @TB 9/14 | W | 1/1 | 6 | 4 | 2 | 0.0 | 0 | 0 | 0 | 0 | 0 | 0 | 0 | 0 | 0 |
| DAL 9/21 | L | 1/1 | 4 | 3 | 1 | 0.0 | 0 | 0 | 0 | 0 | 0 | 0 | 0 | 0 | 0 |
| @PHI 10/5 | L | 1/1 | 3 | 3 | 0 | 0.0 | 0 | 0 | 0 | 0 | 0 | 0 | 0 | 0 | 0 |
| SF 10/13 | L | 1/1 | 6 | 4 | 2 | 0.0 | 0 | 0 | 0 | 0 | 0 | 0 | 0 | 0 | 0 |
| SEA 10/19 | W | 1/1 | 6 | 4 | 2 | 1.0 | 7.0 | 0 | 0 | 0 | 0 | 0 | 0 | 0 | 0 |
| @KC 10/26 | L | 1/1 | 6 | 4 | 2 | 2.0 | 8.0 | 0 | 0 | 0 | 0 | 0 | 0 | 1 | 0 |
| @SF 11/2 | W | 1/1 | 4 | 3 | 1 | 1.0 | 18 | 0 | 0 | 0 | 0 | 0 | 0 | 1 | 0 |
| @ARI 11/9 | L | 1/1 | 5 | 3 | 2 | 1.0 | 4 | 0 | 0 | 0 | 0 | 0 | 0 | 0 | 0 |
| DEN 11/16 | W | 1/1 | 1 | 0 | 1 | 0.0 | 0 | 0 | 0 | 0 | 0 | 2 | 0 | 0 | 0 |
| @SD 11/23 | L | 1/1 | 1 | 0 | 1 | 0.0 | 0 | 0 | 0 | 0 | 0 | 1 | 0 | 0 | 0 |
| OAK 11/30 | W | 1/1 | 5 | 5 | 0 | 3.0 | 24.0 | 0 | 0 | 0 | 0 | 0 | 0 | 2 | 0 |
| @WAS 12/7 | W | 1/1 | 3 | 2 | 1 | 1.5 | 12.0 | 0 | 0 | 0 | 0 | 1 | 1 | 0 | 0 |
| ARI 12/11 | L | 1/1 | 3 | 1 | 2 | 0.0 | 0 | 0 | 0 | 0 | 0 | 0 | 0 | 0 | 0 |
| NYG 12/21 | L | 1/1 | 5 | 4 | 1 | 0.0 | 0 | 0 | 0 | 0 | 0 | 0 | 0 | 0 | 0 |
| @SEA 12/28 | L | 1/1 | 1 | 1 | 0 | 0.0 | 0 | 0 | 0 | 0 | 0 | 0 | 0 | 0 | 0 |
| TOTAL | 6-10 | 16/16 | 61 | 42 | 19 | 10.5 | 73.0 | 0 | 0 | 0 | 0 | 4 | 5 | 0 | 0 |

2013 ST. LOUIS RAMS

| Game | W/L | P/S | T | S | A | Sk | Yds | Int | Yds | Lg | TD | PD | FF | FR | Yds |
|------------|-----|-----|---|---|---|-----|-----|-----|-----|----|----|----|----|----|-----|
| ARI 9/8 | W | 1/1 | 2 | 0 | 2 | 3.0 | 17 | 0 | 0 | 0 | 0 | 2 | 0 | 0 | 0 |
| @ATL 9/15 | L | 1/1 | 5 | 5 | 0 | 1.0 | 10 | 0 | 0 | 0 | 0 | 0 | 0 | 0 | 0 |
| @DAL 9/22 | L | 1/1 | 4 | 2 | 2 | 0.0 | 0 | 0 | 0 | 0 | 0 | 1 | 0 | 0 | 0 |
| SF 9/26 | L | 1/1 | 2 | 1 | 1 | 1.0 | 8 | 0 | 0 | 0 | 0 | 0 | 0 | 0 | 0 |
| JAC 10/6 | W | 1/1 | 3 | 2 | 1 | 0.0 | 0 | 0 | 0 | 0 | 0 | 0 | 0 | 0 | 0 |
| @HOU 10/13 | W | 1/1 | 0 | 0 | 0 | 1.0 | 7 | 0 | 0 | 0 | 0 | 1 | 0 | 0 | 0 |
| @CAR 10/20 | L | 1/1 | 5 | 4 | 1 | 1.0 | 11 | 0 | 0 | 0 | 0 | 0 | 0 | 0 | 0 |
| | | | | | | | | | | | | | | | |

ROBERT QUINN GAME-BY-GAME STATISTICS CONTINUED

| 2011 ST. LOUIS RAMS | | | | | | | | | | | | | | | | | |
|---------------------|------|------|----|---|----|-----|------|----------|-----|----|----|----|----|----|-----|---|---|
| Game | W/L | P/S | T | S | A | Sk | Yds | Int | Yds | Lg | TD | PD | FF | FR | Yds | | |
| PHI 9/11 | L | | | | | | | Inactive | | | | | | | | | |
| @NYG 9/19 | L | 1/0 | 2 | 1 | 1 | 1.0 | 8.0 | 0 | 0 | 0 | 0 | 0 | 0 | 0 | 0 | 0 | 0 |
| BAL 9/25 | L | 1/0 | 0 | 0 | 0 | 0.0 | 0.0 | 0 | 0 | 0 | 0 | 0 | 0 | 0 | 0 | 0 | 0 |
| WAS 10/2 | L | 1/0 | 1 | 0 | 1 | 0.0 | 0.0 | 0 | 0 | 0 | 0 | 0 | 0 | 0 | 0 | 0 | 0 |
| @GB 10/16 | L | 1/0 | 1 | 1 | 0 | 0.0 | 0.0 | 0 | 0 | 0 | 0 | 0 | 0 | 0 | 0 | 0 | 0 |
| @DAL 10/23 | L | 1/0 | 0 | 0 | 0 | 0.0 | 0.0 | 0 | 0 | 0 | 0 | 0 | 0 | 0 | 0 | 0 | 0 |
| NO 10/30 | W | 1/0 | 1 | 1 | 0 | 1.0 | 9.0 | 0 | 0 | 0 | 0 | 0 | 0 | 0 | 0 | 0 | 0 |
| @ARI 11/6 | L | 1/0 | 2 | 1 | 1 | 1.0 | 9.0 | 0 | 0 | 0 | 0 | 0 | 0 | 0 | 0 | 0 | 0 |
| @CLE 11/13 | W | 1/0 | 1 | 0 | 1 | 0.0 | 0.0 | 0 | 0 | 0 | 0 | 0 | 0 | 0 | 0 | 0 | 0 |
| SEA 11/20 | L | 1/0 | 4 | 3 | 1 | 1.0 | 9.0 | 0 | 0 | 0 | 0 | 0 | 0 | 0 | 0 | 0 | 0 |
| ARI 11/27 | L | 1/0 | 0 | 0 | 0 | 1.0 | 0.0 | 0 | 0 | 0 | 0 | 0 | 0 | 0 | 0 | 0 | 0 |
| @SF 12/4 | L | 1/0 | 0 | 0 | 0 | 0.0 | 0.0 | 0 | 0 | 0 | 0 | 0 | 0 | 0 | 0 | 0 | 0 |
| @SEA 12/12 | L | 1/0 | 1 | 0 | 1 | 0.0 | 0.0 | 0 | 0 | 0 | 0 | 1 | 0 | 0 | 0 | 0 | 0 |
| CIN 12/18 | L | 1/1 | 1 | 1 | 0 | 0.0 | 0.0 | 0 | 0 | 0 | 0 | 1 | 0 | 0 | 0 | 0 | 0 |
| @PIT 12/24 | L | 1/0 | 4 | 1 | 3 | 0.0 | 0.0 | 0 | 0 | 0 | 0 | 0 | 0 | 0 | 0 | 0 | 0 |
| SF 1/1/11 | L | 1/0 | 2 | 0 | 2 | 0.0 | 0.0 | 0 | 0 | 0 | 0 | 0 | 0 | 0 | 0 | 0 | 0 |
| TOTALS | 2-14 | 15/1 | 20 | 9 | 11 | 5.0 | 35.0 | 0 | 0 | 0 | 0 | 2 | 0 | 0 | 0 | 0 | 0 |



23 | NICKELL ROBEY-COLEMAN

Position: Cornerback
Ht./Wt.: 5-8/178
Birth Date: 1/17/1992
College: USC
Hometown: Frostproof, Fla.
Experience: 5th year (1st Rams)
Acquired: FA-2017

Career GP/GS (Playoffs): 65/15 (0/0)



TRANSACTIONS: Signed by the Rams as a free agent (4/7/17)...released by the Bills...signed by Buffalo (8/9/15)...originally entered the NFL as an undrafted free agent signed by the Buffalo Bills (4/29/13).

PRO: Fifth-year cornerback is in his first season with the Rams after signing as a free agent prior to the 2017 season...has played in 65 career games with 15 starts in his career...has three career interceptions and two returned for touchdowns.

2017 SEASON: Week1 vs. Indianapolis (9/10): Finished with two tackles and one pass defended in the win.

2016 SEASON: Played in 16 games for the fourth-straight season...finished the season with 35 tackles (32 solo), one forced fumble and one fumble recovery as well as two interceptions with one returned for a touchdown...**at Los Angeles (10/9):** Recorded two interceptions, returning one for a 41-yard touchdown.

2015 SEASON: Played in all 16 games...recorded 44 tackles (38 solo)...**vs. Indianapolis (1/3/16):** Recorded six tackles (four solo)...added one sack and one pass defended...**vs. New England (9/20):** Notched six tackles (six solo)...**vs. Houston (12/6):** Tallied five tackles (five solo) and three passes defended.

2014 SEASON: Started 6-of-16 games played...recorded a career-high 45 total tackles...**at New York Jets (10/26):** Led the Bills defense with a career-high seven tackles (five solo)...**vs. New York Jets (11/23):** Tallied three tackles (three solo), one sack and one pass defended.

2013 SEASON: Played in all 16 games as a rookie, started two...made 39 tackles (30 solo) and three sacks...**at Miami (10/20):** Picked off Dolphins QB Ryan Tannehill, for his first career interception, returning it 19 yards for a touchdown...**at Jacksonville (12/15):** Made his first career start at cornerback...notched a career-high six tackles...took down Jaguars QB Chad Henne for his first career sack...added a forced fumble and fumble recovery.

COLLEGE: A three-year starter for the Trojans at USC...finished his career with 163 tackles, seven interceptions and two touchdowns...as a junior, started all 13 games, tallied 52 tackles (36 solo) and one interception in addition to blocking a kick...started 12 games for the 10-win Trojans as a sophomore...recorded 5.5 tackles for loss, two sacks and two interceptions, including one returned for a touchdown...also returned 12 punts for 132 yards...named to the All-Pac 12 first team...recipient of USC's 2011 John McKay Award, given to the underclassman with the most competitive spirit...started all 13 games at cornerback as a freshman, notching 48 tackles, a team-high four interceptions and one returned for a touchdown as well as a forced fumble...an All-Pac 12 honorable mention selection as a freshman...also participated in track at USC.

PERSONAL: Played defensive back and running back at Frostproof (Fla.) High School...scored 15 touchdowns on offense and defense as a senior...rushed for 1,600 yards as a junior...as a sophomore, rushed for 1,500 yards and tallied seven interceptions...also lettered in baseball and track.

NICKELL ROBEY-COLEMAN NFL STATISTICS

| Year | Team | G/S | REGULAR SEASON | | | | | | | | | | | | |
|--------------|-------|--------------|----------------|------------|-----------|------------|---------------|----------|-----------|------------|----------|-----------|----------|----------|-----------|
| | | | Tackles | | | | Interceptions | | | | | Fumbles | | | |
| | | | Total | Solo | Asst | Sk | Yds | Int | Yds | Lg | TD | PD | FF | FR | Yds |
| 2013 | BILLS | 16/2 | 39 | 30 | 9 | 3.0 | 23.0 | 1 | 19t | 19t | 1 | 10 | 1 | 1 | 0 |
| 2014 | BILLS | 16/7 | 45 | 36 | 9 | 1.0 | 2.0 | 0 | 0 | 0 | 0 | 7 | 0 | 2 | 2 |
| 2015 | BILLS | 16/3 | 44 | 38 | 6 | 1.0 | 0.0 | 0 | 0 | 0 | 0 | 4 | 0 | 0 | 0 |
| 2016 | BILLS | 16/3 | 29 | 26 | 3 | 0.0 | 0.0 | 2 | 44 | 41t | 1 | 4 | 0 | 1 | 36t |
| 2017 | RAMS | 1/0 | 2 | 2 | 0 | 0.0 | 0.0 | 0 | 0 | 0 | 0 | 1 | 0 | 0 | 0 |
| Total | | 65/15 | 159 | 132 | 27 | 5.0 | 25.0 | 3 | 44 | 41t | 2 | 26 | 2 | 4 | 38 |

ADDITIONAL CAREER STATISTICS: Special teams tackles: Bills: 2016 (4), 2015 (2), 2014 (3), TOTAL (9)... Scored a touchdown on a 36-yard fumble recovery against the New York Jets in Week Two of the 2016 season... Also forced a fumble on special teams.

SINGLE GAME HIGHS

Total Tackles – 7, at New York Jets (10/26/14)
 Interceptions – 2, at Los Angeles (10/9/16)
 Pass Defensed- 3, two times, last vs. Houston (12/6/15)

NICKELL ROBEY-COLEMAN GAME-BY-GAME STATISTICS

2017 LOS ANGELES RAMS

| Game | W/L | P/S | T | S | A | Sk | Yds | Int | Yds | Lg | TD | PD | FF | FR | Yds |
|------------|-----|-----|---|---|---|----|-----|-----|-----|----|----|----|----|----|-----|
| IND 9/10 | W | 1/0 | 0 | 0 | 0 | 0 | 0 | 0 | 0 | 0 | 1 | 0 | 0 | 0 | 0 |
| WAS 9/17 | 0/0 | 0 | 0 | 0 | 0 | 0 | 0 | 0 | 0 | 0 | 0 | 0 | 0 | 0 | 0 |
| @SF 9/21 | 0/0 | 0 | 0 | 0 | 0 | 0 | 0 | 0 | 0 | 0 | 0 | 0 | 0 | 0 | 0 |
| @DAL 10/1 | 0/0 | 0 | 0 | 0 | 0 | 0 | 0 | 0 | 0 | 0 | 0 | 0 | 0 | 0 | 0 |
| SEA 10/8 | 0/0 | 0 | 0 | 0 | 0 | 0 | 0 | 0 | 0 | 0 | 0 | 0 | 0 | 0 | 0 |
| @JAC 10/15 | 0/0 | 0 | 0 | 0 | 0 | 0 | 0 | 0 | 0 | 0 | 0 | 0 | 0 | 0 | 0 |
| ARI 10/22 | 0/0 | 0 | 0 | 0 | 0 | 0 | 0 | 0 | 0 | 0 | 0 | 0 | 0 | 0 | 0 |
| @NYG 11/5 | 0/0 | 0 | 0 | 0 | 0 | 0 | 0 | 0 | 0 | 0 | 0 | 0 | 0 | 0 | 0 |
| HOU 11/12 | 0/0 | 0 | 0 | 0 | 0 | 0 | 0 | 0 | 0 | 0 | 0 | 0 | 0 | 0 | 0 |
| @MIN 11/19 | 0/0 | 0 | 0 | 0 | 0 | 0 | 0 | 0 | 0 | 0 | 0 | 0 | 0 | 0 | 0 |
| NO 11/26 | 0/0 | 0 | 0 | 0 | 0 | 0 | 0 | 0 | 0 | 0 | 0 | 0 | 0 | 0 | 0 |
| @ARI 12/2 | 0/0 | 0 | 0 | 0 | 0 | 0 | 0 | 0 | 0 | 0 | 0 | 0 | 0 | 0 | 0 |
| PHI 12/10 | 0/0 | 0 | 0 | 0 | 0 | 0 | 0 | 0 | 0 | 0 | 0 | 0 | 0 | 0 | 0 |
| @SEA 12/17 | 0/0 | 0 | 0 | 0 | 0 | 0 | 0 | 0 | 0 | 0 | 0 | 0 | 0 | 0 | 0 |
| @TEN 12/24 | 0/0 | 0 | 0 | 0 | 0 | 0 | 0 | 0 | 0 | 0 | 0 | 0 | 0 | 0 | 0 |
| SF 12/31 | 0/0 | 0 | 0 | 0 | 0 | 0 | 0 | 0 | 0 | 0 | 0 | 0 | 0 | 0 | 0 |
| TOTALS | 1-0 | 1/0 | 0 | 0 | 0 | 0 | 0 | 0 | 0 | 0 | 1 | 0 | 0 | 0 | 0 |

2016 BUFFALO BILLS

| Game | W/L | P/S | T | S | A | Sk | Yds | Int | Yds | Lg | TD | PD | FF | FR | Yds |
|-------------|-----|------|----|----|---|-----|-----|-----|-----|-----|----|----|----|----|-----|
| @BAL 9/11 | L | 1/0 | 0 | 0 | 0 | 0.0 | 0 | 0 | 0 | 0 | 0 | 0 | 0 | 0 | 0 |
| NYJ 9/15 | L | 1/0 | 5 | 5 | 0 | 0.0 | 0 | 0 | 0 | 0 | 0 | 0 | 0 | 1 | 36t |
| ARI 9/25 | W | 1/0 | 1 | 1 | 0 | 0.0 | 0 | 0 | 0 | 0 | 0 | 0 | 0 | 0 | 0 |
| @NE 10/2 | W | 1/0 | 2 | 2 | 0 | 0.0 | 0 | 0 | 0 | 0 | 0 | 0 | 0 | 0 | 0 |
| @LA 10/9 | W | 1/0 | 1 | 0 | 1 | 0.0 | 0 | 2 | 44 | 41t | 1 | 2 | 0 | 0 | 0 |
| SF 10/16 | W | 1/1 | 1 | 1 | 0 | 0.0 | 0 | 0 | 0 | 0 | 0 | 0 | 0 | 0 | 0 |
| @MIA 10/23 | L | 1/0 | 1 | 1 | 0 | 0.0 | 0 | 0 | 0 | 0 | 0 | 0 | 0 | 0 | 0 |
| NE 10/30 | L | 1/1 | 2 | 1 | 1 | 0.0 | 0 | 0 | 0 | 0 | 0 | 0 | 0 | 0 | 0 |
| @SEA 11/7 | L | 1/0 | 1 | 1 | 0 | 0.0 | 0 | 0 | 0 | 0 | 0 | 0 | 0 | 0 | 0 |
| @CIN 11/20 | W | 1/0 | 3 | 2 | 1 | 0.0 | 0 | 0 | 0 | 0 | 0 | 1 | 0 | 0 | 0 |
| JAX 11/27 | W | 1/0 | 1 | 1 | 0 | 0.0 | 0 | 0 | 0 | 0 | 0 | 1 | 0 | 0 | 0 |
| @OAK 12/4 | L | 1/0 | 2 | 2 | 0 | 0.0 | 0 | 0 | 0 | 0 | 0 | 0 | 0 | 0 | 0 |
| PIT 12/11 | L | 1/1 | 3 | 3 | 0 | 0.0 | 0 | 0 | 0 | 0 | 0 | 0 | 0 | 0 | 0 |
| CLE 12/18 | W | 1/0 | 2 | 2 | 0 | 0.0 | 0 | 0 | 0 | 0 | 0 | 0 | 0 | 0 | 0 |
| MIA 12/24 | L | 1/0 | 1 | 1 | 0 | 0.0 | 0 | 0 | 0 | 0 | 0 | 0 | 0 | 0 | 0 |
| @NYJ 1/1/17 | L | 1/0 | 3 | 3 | 0 | 0.0 | 0 | 0 | 0 | 0 | 0 | 0 | 0 | 0 | 0 |
| TOTALS | 7-9 | 16/3 | 29 | 26 | 3 | 0.0 | 0 | 2 | 44 | 41t | 1 | 4 | 0 | 1 | 36t |

2015 BUFFALO BILLS

| Game | W/L | P/S | T | S | A | Sk | Yds | Int | Yds | Lg | TD | PD | FF | FR | Yds |
|------------|-----|------|----|----|---|-----|-----|-----|-----|----|----|----|----|----|-----|
| IND 9/13 | W | 1/0 | 6 | 4 | 2 | 1.0 | 0.0 | 0 | 0 | 0 | 1 | 0 | 0 | 0 | 0 |
| NE 9/20 | L | 1/0 | 6 | 6 | 0 | 0.0 | 0.0 | 0 | 0 | 0 | 0 | 0 | 0 | 0 | 0 |
| @MIA 9/27 | W | 1/1 | 5 | 3 | 2 | 0.0 | 0.0 | 0 | 0 | 0 | 0 | 0 | 0 | 0 | 0 |
| NYG 10/4 | L | 1/0 | 3 | 2 | 1 | 0.0 | 0.0 | 0 | 0 | 0 | 0 | 0 | 0 | 0 | 0 |
| @TEN 10/11 | W | 1/0 | 4 | 4 | 0 | 0.0 | 0.0 | 0 | 0 | 0 | 0 | 0 | 0 | 0 | 0 |
| CIN 10/18 | L | 1/0 | 0 | 0 | 0 | 0.0 | 0.0 | 0 | 0 | 0 | 0 | 0 | 0 | 0 | 0 |
| @JAX 10/25 | L | 1/0 | 0 | 0 | 0 | 0.0 | 0.0 | 0 | 0 | 0 | 0 | 0 | 0 | 0 | 0 |
| MIA 11/8 | W | 1/1 | 3 | 3 | 0 | 0.0 | 0.0 | 0 | 0 | 0 | 0 | 0 | 0 | 0 | 0 |
| @NYJ 11/12 | W | 1/0 | 0 | 0 | 0 | 0.0 | 0.0 | 0 | 0 | 0 | 0 | 0 | 0 | 0 | 0 |
| @NE 11/23 | L | 1/0 | 0 | 0 | 0 | 0.0 | 0.0 | 0 | 0 | 0 | 0 | 0 | 0 | 0 | 0 |
| @KC 11/29 | L | 1/0 | 2 | 2 | 0 | 0.0 | 0.0 | 0 | 0 | 0 | 0 | 0 | 0 | 0 | 0 |
| HOU 12/6 | W | 1/0 | 5 | 5 | 0 | 0.0 | 0.0 | 0 | 0 | 0 | 3 | 0 | 0 | 0 | 0 |
| @PHI 12/13 | L | 1/0 | 2 | 0 | 2 | 0.0 | 0.0 | 0 | 0 | 0 | 0 | 0 | 0 | 0 | 0 |
| @WAS 12/20 | L | 1/0 | 2 | 0 | 2 | 0.0 | 0.0 | 0 | 0 | 0 | 0 | 0 | 0 | 0 | 0 |
| DAL 12/28 | W | 1/0 | 3 | 3 | 0 | 0.0 | 0.0 | 0 | 0 | 0 | 0 | 0 | 0 | 0 | 0 |
| NYJ 1/3/16 | W | 1/0 | 3 | 2 | 1 | 0.0 | 0.0 | 0 | 0 | 0 | 0 | 0 | 0 | 0 | 0 |
| TOTAL | 8-8 | 16/2 | 44 | 38 | 6 | 1.0 | 0.0 | 0 | 0 | 0 | 4 | 0 | 0 | 0 | 0 |

2014 BUFFALO BILLS

| Game | W/L | P/S | T | S | A | Sk | Yds | Int | Yds | Lg | TD | PD | FF | FR | Yds |
|------------|-----|------|----|----|---|-----|-----|-----|-----|----|----|----|----|----|-----|
| @CHI 9/7 | W | 1/1 | 0 | 0 | 0 | 0.0 | 0 | 0 | 0 | 0 | 1 | 0 | 0 | 0 | 0 |
| MIA 9/14 | W | 1/1 | 5 | 4 | 1 | 0.0 | 0 | 0 | 0 | 0 | 0 | 0 | 0 | 0 | 0 |
| SD 9/21 | L | 1/1 | 1 | 1 | 0 | 0.0 | 0 | 0 | 0 | 0 | 0 | 0 | 0 | 0 | 0 |
| @HOU 9/28 | L | 1/0 | 2 | 1 | 1 | 0.0 | 0 | 0 | 0 | 0 | 0 | 0 | 0 | 0 | 0 |
| @DET 10/5 | W | 1/1 | 5 | 4 | 1 | 0.0 | 0 | 0 | 0 | 0 | 0 | 0 | 0 | 1 | 2 |
| NE 10/12 | L | 1/0 | 2 | 2 | 0 | 0.0 | 0 | 0 | 0 | 0 | 0 | 1 | 0 | 0 | 0 |
| MIN 10/19 | W | 1/0 | 3 | 2 | 1 | 0.0 | 0 | 0 | 0 | 0 | 0 | 1 | 0 | 0 | 0 |
| @NYJ 10/26 | W | 1/0 | 7 | 5 | 2 | 0.0 | 0 | 0 | 0 | 0 | 0 | 0 | 0 | 0 | 0 |
| KC 11/9 | L | 1/0 | 0 | 0 | 0 | 0.0 | 0 | 0 | 0 | 0 | 0 | 0 | 0 | 0 | 0 |
| @MIA 11/13 | L | 1/1 | 3 | 3 | 0 | 0.0 | 0 | 0 | 0 | 0 | 0 | 0 | 0 | 1 | 0 |
| NYJ 11/23 | W | 1/0 | 3 | 3 | 0 | 0.0 | 0 | 0 | 0 | 0 | 0 | 1 | 0 | 0 | 0 |
| CLE 11/30 | W | 1/0 | 2 | 2 | 0 | 0.0 | 0 | 0 | 0 | 0 | 0 | 0 | 0 | 0 | 0 |
| @DEN 12/7 | L | 1/0 | 2 | 1 | 1 | 0.0 | 0 | 0 | 0 | 0 | 0 | 0 | 0 | 0 | 0 |
| GB 12/14 | W | 1/1 | 4 | 3 | 1 | 0.0 | 0 | 0 | 0 | 0 | 0 | 1 | 0 | 0 | 0 |
| @OAK 12/21 | L | 1/0 | 1 | 1 | 0 | 0.0 | 0 | 0 | 0 | 0 | 0 | 0 | 0 | 1 | 0 |
| @NE 12/28 | W | 1/1 | 5 | 4 | 1 | 0.0 | 0 | 0 | 0 | 0 | 0 | 0 | 0 | 0 | 0 |
| TOTALS | 9-7 | 16/6 | 15 | 36 | 9 | 0.0 | 0 | 0 | 0 | 0 | 6 | 0 | 2 | 2 | 2 |

2013 BUFFALO BILLS

| Game | W/L | P/S | T | S | A | Sk | Yds | Int | Yds | Lg | TD | PD | FF | FR | Yds |
|------------|------|------|----|----|---|-----|------|-----|-----|-----|----|----|----|----|-----|
| NE 9/8 | L | 1/0 | 4 | 2 | 2 | 0.0 | 0.0 | 0 | 0 | 0 | 0 | 0 | 0 | 0 | 0 |
| CAR 9/15 | W | 1/0 | 2 | 2 | 0 | 0.0 | 0.0 | 0 | 0 | 0 | 1 | 0 | 0 | 0 | 0 |
| @NYJ 9/22 | L | 1/0 | 1 | 0 | 1 | 0.0 | 0.0 | 0 | 0 | 0 | 0 | 1 | 0 | 0 | 0 |
| BAL 9/29 | W | 1/0 | 2 | 2 | 0 | 0.0 | 0.0 | 0 | 0 | 0 | 0 | 0 | 0 | 0 | 0 |
| @CLE 10/3 | L | 1/0 | 0 | 0 | 0 | 0.0 | 0.0 | 0 | 0 | 0 | 1 | 0 | 0 | 0 | 0 |
| CIN 10/13 | L | 1/0 | 1 | 1 | 0 | 0.0 | 0.0 | 0 | 0 | 0 | 0 | 0 | 0 | 0 | 0 |
| @MIA 10/20 | W | 1/0 | 2 | 2 | 0 | 0.0 | 0.0 | 1 | 19t | 19t | 1 | 3 | 0 | 0 | 0 |
| @NO 10/27 | L | 1/0 | 3 | 2 | 1 | 0.0 | 0.0 | 0 | 0 | 0 | 0 | 2 | 0 | 0 | 0 |
| KC 11/3 | L | 1/0 | 1 | 1 | 0 | 0.0 | 0.0 | 0 | 0 | 0 | 0 | 0 | 0 | 0 | 0 |
| @PIT 11/10 | L | 1/0 | 2 | 2 | 0 | 0.0 | 0.0 | 0 | 0 | 0 | 0 | 0 | 0 | 0 | 0 |
| NYJ 11/17 | W | 1/0 | 4 | 2 | 2 | 0.0 | 0.0 | 0 | 0 | 0 | 0 | 0 | 0 | 0 | 0 |
| ATL 12/1 | L | 1/0 | 3 | 2 | 1 | 0.0 | 0.0 | 0 | 0 | 0 | 1 | 0 | 0 | 0 | 0 |
| @TB 12/8 | L | 1/0 | 3 | 3 | 0 | 0.0 | 0.0 | 0 | 0 | 0 | 0 | 0 | 0 | 0 | 0 |
| @JAX 12/15 | W | 1/1 | 6 | 5 | 1 | 1.0 | 8.0 | 0 | 0 | 0 | 0 | 1 | 1 | 0 | 0 |
| MIA 12/22 | W | 1/1 | 4 | 3 | 1 | 2.0 | 15.0 | 0 | 0 | 0 | 1 | 0 | 0 | 0 | 0 |
| @NE 12/29 | L | 1/0 | 1 | 1 | 0 | 0.0 | 0.0 | 0 | 0 | 0 | 0 | 0 | 0 | 0 | 0 |
| TOTAL | 6-10 | 14/2 | 39 | 30 | 9 | 3.0 | 23.0 | 1 | 19t | 19t | 1 | 10 | 1 | 1 | 0 |



76 | RODGER SAFFOLD III

| | |
|-------------|---------------------|
| Position: | Guard |
| Ht./Wt.: | 6-5/325 |
| Birth Date: | 6/6/88 |
| College: | Indiana |
| Hometown: | Bedord, Ohio |
| Experience: | 8th year (8th Rams) |
| Acquired: | D2-2010 |

Career GP/GS (Playoffs): 84/81 (0/0)



TRANSACTIONS: Selected by the Rams in the second round (33rd) of the 2010 NFL Draft (4/23/10).

PRO: Seventh-year pro has played in 84 career games with 81 starts...versatile lineman has started at right tackle, left tackle, left guard and right guard.

2017 SEASON: Week 1 vs. Indianapolis (9/10): Started the game at LG, and provided time for QB Jared Goff to throw for a career-best 306 yards.

2016 SEASON: Started 15 games at various positions along the line including left guard, left tackle, and right tackle... **at San Francisco (9/12):** Started at left guard and played on all 61 offensive snaps... **vs Seattle (9/18):** Started at left guard and played on all 62 offensive snaps... **at Tampa Bay (9/25):** Started at left guard and played all 65 offensive snaps... opened up a running lane for RB Todd Gurley to rush for two touchdowns... **vs. Buffalo (10/9):** Started at left guard and played on all 67 offensive snaps... **at Detroit (10/16):** Started at left guard... helped block for the offense to produce three touchdowns... **at New York Jets (11/13):** Started at left guard and helped block for an offense that garnered 125 yards on the ground... **at New Orleans (11/27):** Started at left tackle for the first time since at Seattle (12/30/12)... left the game in the second quarter and did not return... **vs. Arizona (1/1):** Started at right tackle.

2015 SEASON: Started in five games before going on reserve/injured (10/15)... **at Arizona (10/4):** Part of an offensive line that helped produce 164 rushing yards... **vs. Seattle (9/13):** Helped block for QB Nick Foles on his way to 297 passing yards and a rushing touchdown.

2014 SEASON: Started 16 games... saw action at both tackle and guard positions... **at Tampa Bay (9/14):** Started at left guard... part of an offensive line that helped produce 20 first downs... **vs. Dallas (9/21):** Started at left guard... helped block for an offense that produced 448 total yards... **vs. Seattle (10/19):** Started at right guard... part of an offensive line that blocked for three offensive touchdowns... **vs. Denver (11/16):** Started at left guard... helped block for the offense to register a 100-yard rusher and 100-yard receiver... **vs. Oakland (11/30):** Started at left guard... part of an offensive line that helped the offense score 38 points in the first half, which is tied for second-most in franchise history... **at Washington (12/7):** Started at left guard... part of an offensive line that helped protect QB Shaun Hill to throw two touchdowns and register a 133.3 quarterback rating... **at Seattle (12/28):** Started at left guard and played at right tackle.

2013 SEASON: Played in 12 games with nine starts... started three games at right tackle, five at right guard and one at left tackle... **vs. Arizona (9/8):** Started at right tackle... part of an offensive line that helped block for QB Sam Bradford allowing him to throw for 299 yards and two touchdowns... **vs. Seattle (10/28):** Saw action on offense... part of an offensive line that helped block for RB Zac Stacy to rush for 134 yards... **vs. Tennessee (11/3):** Saw action at right tackle... helped block for RB Zac Stacy rush for his second consecutive 100-yard game... **at Indianapolis (11/10):** Marked his first career start at right guard... helped block for the Rams' backs to run for 140 yards, the team's third straight 100 yard rushing game... **vs. Chicago (11/24):** Started at right guard... part of an offensive line that helped block for the Rams rushing corps to run for 258 yards, the team's highest singlegame total this season... **vs. New Orleans (12/15):** Started at right guard... part of an offensive line that did not allow a sack... **vs. Tampa Bay (12/22):** Started at right guard... moved to left tackle for Jake Long who left in the first quarter with an injury... helped block for two rushing touchdowns.

2012 SEASON: Started 10 games at left tackle, including the final eight of the season... helped RB Steven Jackson reach 1,000 yards for the eighth straight season... **at San Francisco (11/11):** Started at left tackle... helped the Rams put up 458 total yards on offense... **at Arizona (11/25):** Started at left tackle... helped RB Steven Jackson notch 139 yards on the ground... **vs. Minnesota (12/16):** Started at left tackle... part of an offensive line that helped RB Steven Jackson eclipse 10,000 rushing yards... **at Tampa Bay (12/23):** Started at left tackle... part of an offensive line that allowed QB Sam Bradford time to throw an 80-yard touchdown to TE Lance Kendricks, the longest pass of Bradford's career... **at Seattle (12/30):** Started at left tackle... part of an offensive line that allowed zero sacks on QB Sam Bradford.

2011 SEASON: vs. Eagles (9/11): Started at left tackle... **at New York Giants (9/19):** Started at left tackle... helped block for the offense to collect five passes of 20-plus yards... **vs. Baltimore (9/25):** Started at left tackle... **vs. Washington (10/2):** Started at left tackle... **at Green Bay (10/16):** Started at left tackle... **at Dallas (10/23):** Started at left tackle... **vs. New Orleans (10/30):** Started at left tackle... helped block for the offense to gain 323 total yards... **at Arizona (11/6):** Started at left tackle... helped block for RB Steven Jackson to rush for over 100 yards the second consecutive week... **at Cleveland (11/13):** Started at left tackle... left the game in the third quarter with a head injury... placed on reserve/injured list (11/19).

2010 SEASON: Named All-Rookie by Pro Football Weekly and the Pro Football Writers of America... finished the season as the only NFL rookie to start all of his team's games at left tackle this season... allowed only three sacks in 590 pass

attempts according to Statspass.com...part of an offensive line that helped RB Steven Jackson surpass the 1,000-yard mark for a sixth consecutive season.

COLLEGE: Started 41 of 42 games at Indiana...while in the starting lineup the Hoosiers rushed over 100 yards in 29 games...in last two years, registered 171 knockdowns and 20 touchdown-resulting blocks...Indiana scored 29 times on the ground when in lineup.

PERSONAL: Two-way lineman at Bedford (Oh.) High School...rated a two-star prospect by Rivals.com...earned first team All-Lake Erie League, All-District and honorable mention All-State honors as a senior...played in 2006 Ohio North-South All-Star game...father played football at the University of Iowa...public affairs management major...born Rodger P. Saffold III...participated in several community events, including Make-A-Wish Celebrity Server Dinner, Taste of the NFL, Urban League Turkey Distribution, Financial Football Show-Me Showdown at UMSL and the All-Community Team Ticket program - Spirit of 76.

SAFFOLD'S Games Played-Starts: RAMS: 2017 (1/1), 2016 (15/15), 2015 (5/5), 2014 (16/16), 2013 (12/9), 2012 (10/10), 2011 (9/9), 2010 (16/16) **Totals: (84/81).**



92 | TANZEL SMART

Position: Defensive Tackle
Ht./Wt.: 6-1/290
Birth Date: 11/6/94
College: Tulane
Hometown: Baton Rouge, La.
Experience: Rookie
Acquired: D6A-2017 (206th)

Career GP/GS (Playoffs): 1/0 (0/0)



TRANSACTIONS: Selected by the Rams in the sixth round (206th overall) of the 2017 NFL Draft (4/30/17).

2017 SEASON: Week1 vs. Indianapolis (9/10): Recorded two tackles and contributed one pass defended.

COLLEGE: Earned First-Team All-American Athletic Conference and First-Team All-Louisiana College Football Team honors (2015, 2016)...a four-year letterman played in 48 career games with 36 consecutive starts at defensive tackle...finished career with 40.5 tackles for loss...started all 12 games as a senior in 2016...ranked fourth in the conference in tackles for loss with 18.5 (1.54 per game) and eighth in sacks at 5.5 (0.46 per game)...also had two quarterback hurries, one forced fumble and one fumble recovery during season...Started all 12 games as a junior...totaled 62 tackles (42 solo), 15.0 tackles for loss, 2.0 sacks, one forced fumble and one fumble recovery...in 2014, started all 12 games as a sophomore...totaled 47 tackles (21 solo) with 6.5 tackles for loss, 2.0 sacks, one forced fumble and one pass break-up...played in 12 games as a true freshman...posted 14 tackles (7 solo) with a half tackle for loss and a pass break-up.

PERSONAL: Three-year letterman at Scotlandville High...rated a three-star recruit by Rivals.com and 247Sports.com while garnering two-star status by Scout.com...helped lead the Hornets to a combined 13 wins, including a trip to the state playoffs as a sophomore...as a senior, named first-team all-state, all-metro and all-district while claiming Baton Rouge Metro and District 4-5A Defensive MVP honors...posting 54 tackles, 19 tackles for loss, 5.0 sacks and three blocked field goals...also selected to play in the 11th Annual U.S. Army Red Stick Bowl...named to all-district team as a junior....born Tanzel E. Smart, Jr. in Baton Rouge, La...son of Lewanna Ventress...undecided on major.

TANZEL SMART NFL STATISTICS

| NFL STATISTICS | | | | | | | | | | | | | | | | |
|----------------|------|-----|---------|------|------|-----|-----|---------------|-----|----|----|---------|----|----|-----|-----|
| Year | Team | G/S | Tackles | | | | | Interceptions | | | | Fumbles | | | Yds | |
| | | | Total | Solo | Asst | Sk | Yds | Int | Yds | Lg | TD | PD | FF | FR | | Yds |
| 2017 | RAMS | 1/0 | 0 | 0 | 0 | 0.0 | 0.0 | 0 | 0 | 0 | 0 | 0 | 1 | 0 | 0 | 0 |
| Total | | 1/0 | 0 | 0 | 0 | 0.0 | 0.0 | 0 | 0 | 0 | 0 | 0 | 1 | 0 | 0 | 0 |

TANZEL SMART GAME-BY-GAME STATISTICS

| 2017 LOS ANGELES RAMS | | | | | | | | | | | | | | | | |
|-----------------------|-----|-----|---|---|---|----|-----|-----|-----|----|----|----|----|----|-----|--|
| Game | W/L | P/S | T | S | A | Sk | Yds | Int | Yds | Lg | TD | PD | FF | FR | Yds | |
| IND 9/10 | W | 1/0 | 2 | 2 | 0 | 0 | 0 | 0 | 0 | 0 | 0 | 1 | 0 | 0 | 0 | |
| WAS 9/17 | | 0/0 | 0 | 0 | 0 | 0 | 0 | 0 | 0 | 0 | 0 | 0 | 0 | 0 | 0 | |
| @SF 9/21 | | 0/0 | 0 | 0 | 0 | 0 | 0 | 0 | 0 | 0 | 0 | 0 | 0 | 0 | 0 | |
| @DAL 10/1 | | 0/0 | 0 | 0 | 0 | 0 | 0 | 0 | 0 | 0 | 0 | 0 | 0 | 0 | 0 | |
| SEA 10/8 | | 0/0 | 0 | 0 | 0 | 0 | 0 | 0 | 0 | 0 | 0 | 0 | 0 | 0 | 0 | |
| @JAC 10/15 | | 0/0 | 0 | 0 | 0 | 0 | 0 | 0 | 0 | 0 | 0 | 0 | 0 | 0 | 0 | |
| ARI 10/22 | | 0/0 | 0 | 0 | 0 | 0 | 0 | 0 | 0 | 0 | 0 | 0 | 0 | 0 | 0 | |
| @NYG 11/5 | | 0/0 | 0 | 0 | 0 | 0 | 0 | 0 | 0 | 0 | 0 | 0 | 0 | 0 | 0 | |
| HOU 11/12 | | 0/0 | 0 | 0 | 0 | 0 | 0 | 0 | 0 | 0 | 0 | 0 | 0 | 0 | 0 | |
| @MIN 11/19 | | 0/0 | 0 | 0 | 0 | 0 | 0 | 0 | 0 | 0 | 0 | 0 | 0 | 0 | 0 | |
| NO 11/26 | | 0/0 | 0 | 0 | 0 | 0 | 0 | 0 | 0 | 0 | 0 | 0 | 0 | 0 | 0 | |
| @ARI 12/2 | | 0/0 | 0 | 0 | 0 | 0 | 0 | 0 | 0 | 0 | 0 | 0 | 0 | 0 | 0 | |
| PHI 12/10 | | 0/0 | 0 | 0 | 0 | 0 | 0 | 0 | 0 | 0 | 0 | 0 | 0 | 0 | 0 | |
| @SEA 12/17 | | 0/0 | 0 | 0 | 0 | 0 | 0 | 0 | 0 | 0 | 0 | 0 | 0 | 0 | 0 | |
| @TEN 12/24 | | 0/0 | 0 | 0 | 0 | 0 | 0 | 0 | 0 | 0 | 0 | 0 | 0 | 0 | 0 | |
| SF 12/31 | | 0/0 | 0 | 0 | 0 | 0 | 0 | 0 | 0 | 0 | 0 | 0 | 0 | 0 | 0 | |
| TOTALS | 1-0 | 1/0 | 2 | 2 | 0 | 0 | 0 | 0 | 0 | 0 | 0 | 1 | 0 | 0 | 0 | |



65 | JOHN SULLIVAN

| | |
|-------------|----------------------|
| Position: | Center |
| Ht./Wt.: | 6-4/310 |
| Birth Date: | 8/8/85 |
| College: | Notre Dame |
| Hometown: | Old Greenwich, Conn. |
| Experience: | 9th year (1st Rams) |
| Acquired: | FA-2017 |

Career GP/GS (Playoffs): 123/95 (4/3)



TRANSACTIONS: Signed by the Rams as a free agent (4/5/17)...signed by the Washington Redskins as a free agent (9/27/16)...released by the Minnesota Vikings...re-signed with Minnesota (4/7/15)...re-signed with the Vikings (12/17/11)...originally entered the NFL as a sixth round (187th overall) draft pick by the Minnesota Vikings (4/27/08).

PRO: Ninth-year center begins his first season with the Rams in 2017...Has started 95-of-123 games in his career while being named PFWA First-Team All-Pro following the 2012 season...Has played in four postseason contests, starting three.

2017 SEASON: Week1 vs. Indianapolis (9/10): Started at Center and provided time for QB Jared Goff to throw for a career-best 306 yards.

2016 SEASON: Played in 13 games, started one in his lone season in Washington...helped block for a Washington team that would go on to win the NFC East...**at Philadelphia (12/11):** Started at center...blocked for a Washington offense that would rush for 107 yards and two touchdowns.

2015 SEASON: Placed on injured reserve prior to the season with a back injury.

2014 SEASON: Played 16 games, starting all 16 games for the third straight season and fourth time in his career...helped pave the way for Vikings RB Matt Asiata to finish third in the league with nine rushing touchdowns...**at St. Louis (9/7):** Blocked for WR Cordarrelle Patterson to rush for 107 yards, the most rushing yards by a receiver in Vikings history ...**vs. Atlanta (9/28):** Paved the way for the Vikings to rush for 241 yards as a team with four touchdowns...also saw RB Jerick McKinnon run for 135 yards on 18 carries (7.5 avg.).

2013 SEASON: Started all 16 games for the second year in a row...**at Green Bay (10/24):** Helped to block RB Adrian Peterson's 146-yard rushing effort...**vs. Chicago (12/1):** Part of an offensive line that saw Adrian Peterson rush for a season-high 211 yards... **vs. Philadelphia (12/15):** Prominent part of an offensive line that paved the way for RB Matt Asiata rush for three touchdowns.

2012 SEASON: Started 16-of-16 games for the second time in his career...named PFWA First-Team All-Pro...part of an offensive line that helped RB Adrian Peterson run for 2,097 yards - the second-most in NFL history - en route to winning MVP, the first running back to win the award in six seasons...started at center in the club's Wild Card game at Green Bay... **at Seattle (11/4):** Helped pave the way for Adrian Peterson to rush for 182 yards and two touchdowns...**at Green Bay (12/2):** Part of an offensive line that helped Adrian Peterson tally 210 yards and a touchdown on the ground... **at St. Louis (12/16):** Helped Adrian Peterson rush for a season-high 212 yards.

2011 SEASON: Played in 15 games, starting all 15 at center...helped the Vikings offense rush for 144.9 yards per game, the fourth-highest mark in the NFL...**at Detroit (12/11):** Paved the way for the Vikings to tally 269 yards and a touchdown on the ground.

2010 SEASON: Started all 14 games in which he played...**vs. Buffalo (12/5):** Helped block for Adrian Peterson to run for 107 yards and three touchdowns.

2009 SEASON: Started 16-of-16 games for the first time in his career...part of a Minnesota offense that ranked fifth in the NFL in total offense...paved the way for RB Adrian Peterson to rush for a Vikings-record 18 touchdowns...started at center in the team's Divisional Round win versus Dallas and NFC Championship Game match-up against New Orleans...**vs. Cleveland (9/13):** Blocked for Adrian Peterson's 180 yard and three rushing touchdown performance...**vs. Detroit (11/15):** Part of an offense line that helped Adrian Peterson rush for 133 yards and two touchdowns...**NFC Championship vs. New Orleans (1/24/10):** Helped block for Adrian Peterson to rush for 122 yards and three touchdowns on the ground.

2008 SEASON: Played in all 16 games as a rookie, playing a prominent role on special teams...played in the club's Wild Card match-up with the Eagles.

COLLEGE: Started 43-of-47 games at Notre Dame...started in the Fiesta Bowl as a sophomore and the Sugar Bowl as a junior...served as a captain his senior year for the Fighting Irish.

PERSONAL: Named Connecticut's Gatorade Player of the Year as a senior at Greenwich High School...played in the U.S. Army All-American Bowl following his senior season in high school...won three state titles as a wrestler...graduated from Notre Dame with a degree in marketing...is married to Ariel and they have one son, John Harris (Harry) Sullivan.

SULLIVAN'S Games Played Stats: RAMS 2017 (1/1), Washington 2016 (13/1), Minnesota 2014 (16/16), 2013 (16/16), 2012 (16/16), 2011 (15/15), 2010 (14/14), 2009 (16/16), 2008 (16/0) . **TOTALS (123/95).**



95 | TYRUNN WALKER

Position: Defensive Tackle
Ht./Wt.: 6-3/310
Birth Date: 3/18/90
College: Tulsa
Hometown: New Iberia, La.
Experience: 5th Year (1st Rams)
Acquired: FA-2017

Career GP/GS (Playoffs): 43/14 (0/0)



TRANSACTIONS: Signed by the Los Angeles Rams as an unrestricted free agent (3/23/17)...declared a free agent (3/9/17)...re-signed an extension with Detroit (3/4/16)...signed with the Detroit Lions as an unrestricted free agent (3/12/15)...declared a free agent (3/10/15)...signed with the New Orleans Saints as an undrafted rookie free agent (4/30/12).

PRO: Fifth-year pro who started his career with the New Orleans Saints as an undrafted rookie free agent...has career totals of 37 tackles (23 solo), 3.5 sacks, and one forced fumble...emerged as a contributing threat along the Saints defensive line from 2013-14 before joining the Lions last season...spent the 2012 season on the Saints active roster, but was inactive in 15 contests.

2017 SEASON: Week1 vs. Indianapolis (9/10): Started the game at DT and finished with three tackles (two solo) and two TFLs.

2016 SEASON: Played in 15 games and started eight with the Lions.

2015 SEASON: Missed the majority of the season due to a leg injury, but finished the year with nine total tackles (five solo)...placed on injured reserve 9/7/15... at San Diego (9/13): Tallied three tackles and one quarterback hit...at Minnesota (9/20): garnered two tackles...vs. Denver (9/27): Saw action at DT and snagged one tackle for loss...at Seattle (10/5): Tallied three tackles (one solo) and was a part of a combined effort on the defensive line that produced six sacks for 52 yards, and allowed only one touchdown before leaving the game due to injury.

2014 SEASON: Played in all 16 games for the first time in his career, including one start...finished the season with 19 tackles (14 solo), 2.5 sacks, two tackles for loss and one forced fumble...vs. San Francisco (11/9): Picked up his first-career forced fumble on QB Colin Kaepernick that was recovered by Detroit...vs. Carolina (12/7): Recorded a season-high four tackles (three solo)...at Tampa Bay (12/28): Earned his first-career start and finished with three tackles (two solo) and 0.5 sacks.

2013 SEASON: Appeared in seven games both in the defensive line rotation and on special teams, finishing the season with nine tackles (four solo), one sack and one pass defended...was inactive Weeks 5-11 due to a knee injury...vs. Miami (9/30): Registered his first-career sack on QB Ryan Tannehill.

COLLEGE: Began his college playing career at Jones County (Miss.) Junior College before transferring to Tulsa...started all 26 games in two seasons for the Golden Hurricanes (2010-11) and finished his career with 84 tackles, 25.5 tackles for loss, 13.5 sacks, 11 passes defended, four fumbles, and two fumble recoveries...as a senior in 2011, recorded 41 tackles, 13.5 tackles for loss, eight sacks, eight passes defended, three forced fumbles and two blocked kicks.

PERSONAL: Played his high school ball at Westgate High School (La.) where he helped his team win the Class 5A state championship...earned first team all-district honors as a senior and recorded 64 tackles that season.

TYRUNN WALKER NFL STATISTICS

| Year | Team | Tackles | | REGULAR SEASON Interceptions | | | | | Fumbles | | | | | | |
|--------------|--------|--------------|-----------|------------------------------|-----------|------------|-------------|----------|----------|----------|----------|----------|----------|----------|----------|
| | | G/S | Total | Solo | Asst | Sk | Yds | Int | Yds | Lg | TD | PD | FF | FR | Yds |
| 2013 | SAINTS | 7/0 | 9 | 4 | 5 | 1.0 | 4.0 | 0 | 0 | 0 | 0 | 1 | 0 | 0 | 0 |
| 2014 | SAINTS | 16/1 | 19 | 14 | 5 | 2.5 | 8.0 | 0 | 0 | 0 | 0 | 0 | 1 | 0 | 0 |
| 2015 | LIONS | 4/4 | 9 | 5 | 4 | 0.0 | 0.0 | 0 | 0 | 0 | 0 | 0 | 0 | 1 | 0 |
| 2016 | LIONS | 15/8 | 26 | 15 | 11 | 0.0 | 0.0 | 0 | 0 | 0 | 0 | 0 | 0 | 0 | 1 |
| 2017 | RAMS | 1/1 | 3 | 2 | 1 | 1.0 | 7.0 | 0 | 0 | 0 | 0 | 0 | 0 | 0 | 0 |
| Total | | 43/14 | 66 | 40 | 26 | 4.5 | 19.0 | 0 | 0 | 0 | 0 | 1 | 1 | 1 | 1 |

SINGLE GAME HIGHS
 Total Tackles – 4 vs. Miami (9/30/13)
 Solo Tackles – 2 (eleven times) Last vs. Indianapolis Colts (9/10/2017)
 Sacks – 1 (Four times) Last vs. Indianapolis Colts (9/10/2017)

TYRUNN WALKER GAME-BY-GAME STATISTICS

2017 LOS ANGELES RAMS

| Game | W/L | P/S | T | S | A | Sk | Yds | Int | Yds | Lg | TD | PD | FF | FR | Yds |
|---------------|------------|------------|----------|----------|----------|------------|------------|----------|----------|----------|----------|----------|----------|----------|----------|
| IND 9/10 | W | 1/1 | 3 | 2 | 1 | 1.0 | 7.0 | 0 | 0 | 0 | 0 | 0 | 0 | 0 | 0 |
| WAS 9/17 | | 0/0 | 0 | 0 | 0 | 0 | 0 | 0 | 0 | 0 | 0 | 0 | 0 | 0 | 0 |
| @SF 9/21 | | 0/0 | 0 | 0 | 0 | 0 | 0 | 0 | 0 | 0 | 0 | 0 | 0 | 0 | 0 |
| @DAL 10/1 | | 0/0 | 0 | 0 | 0 | 0 | 0 | 0 | 0 | 0 | 0 | 0 | 0 | 0 | 0 |
| SEA 10/8 | | 0/0 | 0 | 0 | 0 | 0 | 0 | 0 | 0 | 0 | 0 | 0 | 0 | 0 | 0 |
| @JAC 10/15 | | 0/0 | 0 | 0 | 0 | 0 | 0 | 0 | 0 | 0 | 0 | 0 | 0 | 0 | 0 |
| ARI 10/22 | | 0/0 | 0 | 0 | 0 | 0 | 0 | 0 | 0 | 0 | 0 | 0 | 0 | 0 | 0 |
| @NYG 11/5 | | 0/0 | 0 | 0 | 0 | 0 | 0 | 0 | 0 | 0 | 0 | 0 | 0 | 0 | 0 |
| HOU 11/12 | | 0/0 | 0 | 0 | 0 | 0 | 0 | 0 | 0 | 0 | 0 | 0 | 0 | 0 | 0 |
| @MIN 11/19 | | 0/0 | 0 | 0 | 0 | 0 | 0 | 0 | 0 | 0 | 0 | 0 | 0 | 0 | 0 |
| NO 11/26 | | 0/0 | 0 | 0 | 0 | 0 | 0 | 0 | 0 | 0 | 0 | 0 | 0 | 0 | 0 |
| @ARI 12/2 | | 0/0 | 0 | 0 | 0 | 0 | 0 | 0 | 0 | 0 | 0 | 0 | 0 | 0 | 0 |
| PHI 12/10 | | 0/0 | 0 | 0 | 0 | 0 | 0 | 0 | 0 | 0 | 0 | 0 | 0 | 0 | 0 |
| @SEA 12/17 | | 0/0 | 0 | 0 | 0 | 0 | 0 | 0 | 0 | 0 | 0 | 0 | 0 | 0 | 0 |
| @TEN 12/24 | | 0/0 | 0 | 0 | 0 | 0 | 0 | 0 | 0 | 0 | 0 | 0 | 0 | 0 | 0 |
| SF 12/31 | | 0/0 | 0 | 0 | 0 | 0 | 0 | 0 | 0 | 0 | 0 | 0 | 0 | 0 | 0 |
| TOTALS | 1-0 | 1/1 | 3 | 2 | 1 | 1.0 | 7.0 | 0 | 0 | 0 | 0 | 0 | 0 | 0 | 0 |

2015 DETROIT LIONS

| Game | W/L | P/S | T | S | A | Sk | Yds | Int | Yds | Lg | TD | PD | FF | FR | Yds |
|---------------|------------|------------|----------|----------|----------|------------|----------|----------|----------|----------|----------|----------|----------|----------|----------|
| @SD 9/13 | L | 1/1 | 3 | 2 | 1 | 0.0 | 0 | 0 | 0 | 0 | 0 | 0 | 0 | 0 | 0 |
| @MIN 9/20 | L | 1/1 | 2 | 1 | 1 | 0.0 | 0 | 0 | 0 | 0 | 0 | 0 | 0 | 0 | 0 |
| DEN 9/27 | L | 1/1 | 1 | 1 | 0 | 0.0 | 0 | 0 | 0 | 0 | 0 | 0 | 0 | 0 | 0 |
| @SEA 10/5 | L | 1/1 | 3 | 1 | 2 | 0.0 | 0 | 0 | 0 | 0 | 0 | 0 | 0 | 0 | 0 |
| ARI 10/11 | L | 0/0 | | | | | | | | | | | | | |
| CHI 10/18 | W | 0/0 | | | | | | | | | | | | | |
| MIN 10/25 | L | 0/0 | | | | | | | | | | | | | |
| @KC 11/1 | L | 0/0 | | | | | | | | | | | | | |
| @GB 11/15 | W | 0/0 | | | | | | | | | | | | | |
| OAK 11/22 | W | 0/0 | | | | | | | | | | | | | |
| PHI 11/26 | W | 0/0 | | | | | | | | | | | | | |
| GB 12/3 | L | 0/0 | | | | | | | | | | | | | |
| @STL 12/13 | L | 0/0 | | | | | | | | | | | | | |
| @NO 12/21 | W | 0/0 | | | | | | | | | | | | | |
| SF 12/27 | W | 0/0 | | | | | | | | | | | | | |
| @CHI 1/3/16 | W | 0/0 | | | | | | | | | | | | | |
| TOTALS | 7-9 | 4/4 | 9 | 5 | 4 | 0.0 | 0 | 0 | 0 | 0 | 0 | 0 | 0 | 0 | 0 |

2013 NEW ORLEANS SAINTS

| Game | W/L | P/S | T | S | A | Sk | Yds | Int | Yds | Lg | TD | PD | FF | FR | Yds |
|---------------|-------------|------------|----------|----------|----------|----------|----------|----------|----------|----------|----------|----------|----------|----------|----------|
| ATL 9/8 | W | 1/0 | 0 | 0 | 0 | 0.0 | 0 | 0 | 0 | 0 | 0 | 0 | 0 | 0 | 0 |
| @TB 9/15 | W | 0/0 | | | | | | | | | | | | | |
| ARI 9/22 | W | 1/0 | 0 | 0 | 0 | 0.0 | 0 | 0 | 0 | 0 | 0 | 0 | 0 | 0 | 0 |
| MIA 9/30 | W | 1/0 | 4 | 1 | 3 | 1.0 | 4 | 0 | 0 | 0 | 0 | 0 | 0 | 0 | 0 |
| @CHI 10/6 | W | 0/0 | | | | | | | | | | | | | |
| @NE 10/13 | L | 0/0 | | | | | | | | | | | | | |
| BUF 10/27 | W | 0/0 | | | | | | | | | | | | | |
| @NYJ 11/3 | L | 0/0 | | | | | | | | | | | | | |
| DAL 11/10 | W | 0/0 | | | | | | | | | | | | | |
| SF 11/17 | W | 0/0 | | | | | | | | | | | | | |
| @ATL 11/21 | W | 0/0 | | | | | | | | | | | | | |
| @SEA 12/2 | L | 1/0 | 1 | 0 | 1 | 0.0 | 0 | 0 | 0 | 0 | 0 | 0 | 0 | 0 | 0 |
| CAR 12/8 | W | 1/0 | 1 | 0 | 1 | 0.0 | 0 | 0 | 0 | 0 | 0 | 0 | 0 | 0 | 0 |
| @STL 12/15 | L | 0/0 | | | | | | | | | | | | | |
| @CAR 12/22 | L | 1/0 | 1 | 1 | 0 | 0.0 | 0 | 0 | 0 | 0 | 1 | 0 | 0 | 0 | 0 |
| TB 12/29 | W | 1/0 | 2 | 2 | 0 | 0.0 | 0 | 0 | 0 | 0 | 0 | 0 | 0 | 0 | 0 |
| TOTALS | 11-5 | 7/0 | 9 | 4 | 5 | 1 | 4 | 0 | 0 | 0 | 1 | 0 | 0 | 0 | 0 |

2016 DETROIT LIONS

| Game | W/L | P/S | T | S | A | Sk | Yds | Int | Yds | Lg | TD | PD | FF | FR | Yds |
|---------------|------------|-------------|-----------|-----------|-----------|------------|----------|----------|----------|----------|----------|----------|----------|----------|----------|
| @IND 9/11 | W | 1/1 | 4 | 2 | 2 | 0.0 | 0 | 0 | 0 | 0 | 0 | 0 | 0 | 0 | 0 |
| TEN 9/18 | L | 1/1 | 2 | 1 | 1 | 0.0 | 0 | 0 | 0 | 0 | 0 | 0 | 0 | 0 | 0 |
| @GB 9/25 | L | 1/1 | 2 | 1 | 1 | 0.0 | 0 | 0 | 0 | 0 | 0 | 0 | 0 | 0 | 0 |
| @CHI 10/2 | L | 1/1 | 4 | 2 | 2 | 0.0 | 0 | 0 | 0 | 0 | 0 | 0 | 0 | 0 | 0 |
| PHI 10/9 | W | 1/1 | 1 | 1 | 0 | 0.0 | 0 | 0 | 0 | 0 | 0 | 0 | 0 | 1 | 0 |
| LAR 10/16 | W | 1/1 | 1 | 1 | 0 | 0.0 | 0 | 0 | 0 | 0 | 0 | 0 | 0 | 0 | 0 |
| WAS 10/23 | W | 1/1 | 1 | 1 | 0 | 0.0 | 0 | 0 | 0 | 0 | 0 | 0 | 0 | 0 | 0 |
| @HOU 10/30 | L | 1/1 | 3 | 1 | 2 | 0.0 | 0 | 0 | 0 | 0 | 0 | 0 | 0 | 0 | 0 |
| @MIN 11/6 | W | 1/0 | 0 | 0 | 0 | 0.0 | 0 | 0 | 0 | 0 | 0 | 0 | 0 | 0 | 0 |
| JAX 11/20 | W | 0/0 | | | | | | | | | | | | | |
| MIN 11/24 | W | 1/0 | 0 | 0 | 0 | 0.0 | 0 | 0 | 0 | 0 | 0 | 0 | 0 | 0 | 0 |
| @NO 12/4 | W | 1/0 | 2 | 2 | 0 | 0.0 | 0 | 0 | 0 | 0 | 0 | 0 | 0 | 0 | 0 |
| CHI 12/11 | W | 1/0 | 1 | 0 | 1 | 0.0 | 0 | 0 | 0 | 0 | 0 | 0 | 0 | 0 | 0 |
| @NYG 12/18 | L | 1/0 | 2 | 2 | 0 | 0.0 | 0 | 0 | 0 | 0 | 0 | 0 | 0 | 0 | 0 |
| @DAL 12/26 | L | 1/0 | 1 | 0 | 1 | 0.0 | 0 | 0 | 0 | 0 | 0 | 0 | 0 | 0 | 0 |
| GB 1/1/17 | L | 1/0 | 2 | 1 | 1 | 0.0 | 0 | 0 | 0 | 0 | 0 | 0 | 0 | 0 | 0 |
| TOTALS | 9/7 | 15/8 | 26 | 15 | 11 | 0.0 | 0 | 0 | 0 | 0 | 0 | 0 | 0 | 1 | 0 |

2014 NEW ORLEANS SAINTS

| Game | W/L | P/S | T | S | A | Sk | Yds | Int | Yds | Lg | TD | PD | FF | FR | Yds |
|---------------|------------|-------------|-----------|-----------|----------|------------|----------|----------|----------|----------|----------|----------|----------|----------|----------|
| @ATL 9/7 | L | 1/0 | 1 | 1 | 0 | 1.0 | 3 | 0 | 0 | 0 | 0 | 0 | 0 | 0 | 0 |
| @CLE 9/14 | L | 1/0 | 2 | 2 | 0 | 0.0 | 0 | 0 | 0 | 0 | 0 | 0 | 0 | 0 | 0 |
| MIN 9/21 | W | 1/0 | 1 | 1 | 0 | 0.0 | 0 | 0 | 0 | 0 | 0 | 0 | 0 | 0 | 0 |
| @DAL 9/28 | L | 1/0 | 1 | 1 | 0 | 0.0 | 0 | 0 | 0 | 0 | 0 | 0 | 0 | 0 | 0 |
| TB 10/5 | W | 1/0 | 0 | 0 | 0 | 0.0 | 0 | 0 | 0 | 0 | 0 | 0 | 0 | 0 | 0 |
| @DET 10/19 | L | 1/0 | 0 | 0 | 0 | 0.0 | 0 | 0 | 0 | 0 | 0 | 0 | 0 | 0 | 0 |
| GB 10/26 | W | 1/0 | 3 | 2 | 1 | 0.0 | 0 | 0 | 0 | 0 | 0 | 0 | 0 | 0 | 0 |
| @CAR 10/30 | W | 1/0 | 0 | 0 | 0 | 0.0 | 0 | 0 | 0 | 0 | 0 | 0 | 0 | 0 | 0 |
| SF 11/9 | L | 1/0 | 1 | 1 | 0 | 1.0 | 2 | 0 | 0 | 0 | 0 | 0 | 1 | 0 | 0 |
| CIN 11/16 | L | 1/0 | 1 | 0 | 1 | 0.0 | 0 | 0 | 0 | 0 | 0 | 0 | 0 | 0 | 0 |
| BAL 11/24 | L | 1/0 | 0 | 0 | 0 | 0.0 | 0 | 0 | 0 | 0 | 0 | 0 | 0 | 0 | 0 |
| @PIT 11/30 | W | 1/0 | 1 | 1 | 0 | 0.0 | 0 | 0 | 0 | 0 | 0 | 0 | 0 | 0 | 0 |
| CAR 12/7 | L | 1/0 | 3 | 2 | 1 | 0.0 | 0 | 0 | 0 | 0 | 0 | 0 | 0 | 0 | 0 |
| @CHI 12/15 | W | 1/0 | 2 | 1 | 1 | 0.0 | 0 | 0 | 0 | 0 | 0 | 0 | 0 | 0 | 0 |
| ATL 12/21 | L | 1/0 | 0 | 0 | 0 | 0.0 | 0 | 0 | 0 | 0 | 0 | 0 | 0 | 0 | 0 |
| @TB 12/28 | W | 1/1 | 3 | 2 | 1 | 0.5 | 3 | 0 | 0 | 0 | 0 | 0 | 0 | 0 | 0 |
| TOTALS | 7/9 | 16/1 | 19 | 14 | 5 | 2.5 | 8 | 0 | 0 | 0 | 0 | 0 | 1 | 0 | 0 |



12 | SAMMY WATKINS

| | |
|-------------|---------------------|
| Position: | Wide Receiver |
| Ht./Wt.: | 6-1/211 |
| Birth Date: | 6/14/93 |
| College: | Clemson University |
| Hometown: | Fort Meyers, Fla. |
| Experience: | 4th year (1st Rams) |
| Acquired: | T(BUF)-2017 |

Career GP/GS (Playoffs): 38/38 (0/0)



TRANSACTIONS: Acquired via trade with the Buffalo Bills in exchange for CB E.J. Gaines and a second-round draft pick in 2018, the Rams also received a sixth-round draft choice...selected by the Buffalo Bills in the first round (4th overall) of the 2014 NFL Draft (5/8/14).

PRO: Fourth-year pro has four games with 150-plus receiving yard games from 2014-16, which is tied for seventh-most in the NFL during that time span...Watkins' 125 catches and 2,029 yards from 2014-15 were the most ever by a Bill in their first two NFL seasons.

2017 SEASON: Week 1 vs. Indianapolis (9/10): Started at wide receiver...logged five catches for 58 yards while averaging 11.6 yards per completion.

COLLEGE: Tallied 240 receptions for 3,391 yards and 27 touchdowns, 339 yards on 52 carries and one touchdown, six punt returns for 23 yards, and 60 kickoff returns for 1,376 yards and one touchdown in 1,717 snaps over 36 games (29 starts) in his collegiate career...finished first in school history in receptions, first in receptions per game (6.7), first in receiving yards, first in receiving yards per game (94.2), first in 100-yard receiving games (15), tied for first in receiving touchdowns, second in all-purpose yards (5,129), and fifth in kickoff return yards...three-time, first-team All-American, the first Tiger to be a multi-year first-team All-American since 2000,01 (Kyle Young)...two-time First-Team All-ACC selection (media).

PERSONAL: Played high school football at South Fort Meyers HS...won the AA state title in the 200-meter and finished second in the 100-meter as a senior...began playing flag football at the age of seven for the Riverdale Wildcats...he is engage to Ta'la, and they have two daughters, Samiah and Salia...his brother Jaylen, is a safety for the Philadelphia Eagles...majored in communication studies.

SAMMY WATKINS NFL STATISTICS

REGULAR SEASON

| Year | Team | G/S | Receiving | | | | | Rushing | | | | |
|---------------|---------------|--------------|------------|--------------|-------------|-----------|-----------|----------|----------|------------|----------|----------|
| | | | No | Yds | Avg | Lg | TD | Att | Yds | Avg | Lg | TD |
| 2014 | Buffalo Bills | 16/16 | 65 | 982 | 15.1 | 84 | 6 | 2 | 8 | 4.0 | 5 | 0 |
| 2015 | Buffalo Bills | 13/13 | 60 | 1,047 | 17.5 | 63 | 9 | 1 | 1 | 1.0 | 1 | 0 |
| 2016 | Buffalo Bills | 8/8 | 28 | 430 | 15.4 | 62 | 2 | 0 | 0 | 0.0 | 0 | 0 |
| 2017 | RAMS | 1/1 | 5 | 58 | 11.6 | 24 | 0 | 0 | 0 | 0.0 | 0 | 0 |
| TOTALS | | 38/38 | 158 | 2,517 | 15.9 | 84 | 17 | 3 | 9 | 3.0 | 5 | 0 |

SINGLE GAME HIGHS

- Receptions- 11, at New York Jets (1/3/16)
- Reception Yards- 168, vs. Miami (11/8/15)
- Touchdowns- 2, at Washington (12/20/15)
- Longest Reception- 84, at New York Jets (10/26/14)

SAMMY WATKINS GAME-BY-GAME STATISTICS

2017 LOS ANGELES RAMS

| Game | W/L | Receiving | | | | | Rushing | | | | | |
|---------------|-----|-----------|----|-----|------|----|---------|-----|-----|-----|----|----|
| | | P/S | No | Yds | Avg | Lg | TD | Att | Yds | Avg | Lg | TD |
| IND 9/10 | W | 1/1 | 5 | 58 | 11.6 | 24 | 0 | 0 | 0 | 0 | 0 | 0 |
| WAS 9/17 | | 0/0 | 0 | 0 | 0 | 0 | 0 | 0 | 0 | 0 | 0 | 0 |
| @SF 9/21 | | 0/0 | 0 | 0 | 0 | 0 | 0 | 0 | 0 | 0 | 0 | 0 |
| @DAL 10/1 | | 0/0 | 0 | 0 | 0 | 0 | 0 | 0 | 0 | 0 | 0 | 0 |
| SEA 10/8 | | 0/0 | 0 | 0 | 0 | 0 | 0 | 0 | 0 | 0 | 0 | 0 |
| @JAC 10/15 | | 0/0 | 0 | 0 | 0 | 0 | 0 | 0 | 0 | 0 | 0 | 0 |
| ARI 10/22 | | 0/0 | 0 | 0 | 0 | 0 | 0 | 0 | 0 | 0 | 0 | 0 |
| @NYG 11/5 | | 0/0 | 0 | 0 | 0 | 0 | 0 | 0 | 0 | 0 | 0 | 0 |
| HOU 11/12 | | 0/0 | 0 | 0 | 0 | 0 | 0 | 0 | 0 | 0 | 0 | 0 |
| @MIN 11/19 | | 0/0 | 0 | 0 | 0 | 0 | 0 | 0 | 0 | 0 | 0 | 0 |
| NO 11/26 | | 0/0 | 0 | 0 | 0 | 0 | 0 | 0 | 0 | 0 | 0 | 0 |
| @ARI 12/2 | | 0/0 | 0 | 0 | 0 | 0 | 0 | 0 | 0 | 0 | 0 | 0 |
| PHI 12/10 | | 0/0 | 0 | 0 | 0 | 0 | 0 | 0 | 0 | 0 | 0 | 0 |
| @SEA 12/17 | | 0/0 | 0 | 0 | 0 | 0 | 0 | 0 | 0 | 0 | 0 | 0 |
| @TEN 12/24 | | 0/0 | 0 | 0 | 0 | 0 | 0 | 0 | 0 | 0 | 0 | 0 |
| SF 12/31 | | 0/0 | 0 | 0 | 0 | 0 | 0 | 0 | 0 | 0 | 0 | 0 |
| TOTALS | 1-0 | 1/1 | 5 | 58 | 11.6 | 24 | 0 | 0 | 0 | 0 | 0 | 0 |

2016 BUFFALO BILLS

| Game | W/L | Receiving | | | | | Rushing | | | | | |
|---------------|-----|-----------|----|-----|------|----|---------|-----|-----|----------|----|----|
| | | P/S | No | Yds | Avg | Lg | TD | Att | Yds | Avg | Lg | TD |
| @BAL 9/11 | L | 1/1 | 4 | 43 | 10.8 | 19 | 0 | 0 | 0 | 0.0 | 0 | 0 |
| NYJ 9/15 | L | 1/1 | 2 | 20 | 10.0 | 11 | 0 | 0 | 0 | 0.0 | 0 | 0 |
| ARI 9/25 | W | | | | | | | | | | | |
| @NE 10/2 | W | | | | | | | | | Inactive | | |
| @LA 10/9 | W | | | | | | | | | Inactive | | |
| SF 10/16 | W | | | | | | | | | Inactive | | |
| @MIA 10/23 | L | | | | | | | | | Inactive | | |
| NE 10/30 | L | | | | | | | | | Inactive | | |
| @SEA 11/7 | L | | | | | | | | | Inactive | | |
| @CIN 11/20 | W | | | | | | | | | Inactive | | |
| JAX 11/27 | W | 1/1 | 3 | 80 | 26.7 | 62 | 0 | 0 | 0 | 0.0 | 0 | 0 |
| @OAK 12/4 | L | 1/1 | 3 | 38 | 12.7 | 16 | 0 | 0 | 0 | 0.0 | 0 | 0 |
| PIT 12/11 | L | 1/1 | 4 | 54 | 13.5 | 18 | 1 | 0 | 0 | 0.0 | 0 | 0 |
| CLE 12/18 | W | 1/1 | 1 | 10 | 10.0 | 10 | 0 | 0 | 0 | 0.0 | 0 | 0 |
| MIA 12/24 | L | 1/1 | 7 | 154 | 22.0 | 53 | 1 | 0 | 0 | 0.0 | 0 | 0 |
| @NYJ 1/1/17 | L | 1/1 | 4 | 31 | 7.8 | 14 | 0 | 0 | 0 | 0.0 | 0 | 0 |
| TOTALS | 7-9 | 8/8 | 28 | 430 | 15.4 | 62 | 2 | 0 | 0 | 0.0 | 0 | 0 |

2015 BUFFALO BILLS

| Game | W/L | Receiving | | | | | Rushing | | | | | |
|--------------|-----|-----------|----|-------|------|-----|---------|-----|-----|----------|----|----|
| | | P/S | No | Yds | Avg | Lg | TD | Att | Yds | Avg | Lg | TD |
| IND 9/13 | W | 1/1 | 0 | 0 | 0.0 | 0 | 0 | 0 | 0.0 | 0 | 0 | 0 |
| NE 9/20 | L | 1/1 | 6 | 60 | 10.0 | 24t | 1 | 0 | 0 | 0.0 | 0 | 0 |
| @MIA 9/27 | W | 1/1 | 1 | 39 | 39.0 | 39 | 0 | 0 | 0 | 0.0 | 0 | 0 |
| NYG 10/4 | L | | | | | | | | | Inactive | | |
| @TEN 10/11 | W | | | | | | | | | Inactive | | |
| CIN 10/18 | L | 1/1 | 4 | 48 | 12.0 | 22t | 1 | 0 | 0 | 0.0 | 0 | 0 |
| @JAX 10/25 | L | | | | | | | | | Inactive | | |
| MIA 11/8 | W | 1/1 | 8 | 168 | 21.0 | 63 | 1 | 0 | 0 | 0.0 | 0 | 0 |
| @NYJ 11/12 | W | 1/1 | 3 | 14 | 4.7 | 6 | 0 | 0 | 0 | 0.0 | 0 | 0 |
| @NE 11/23 | L | 1/1 | 3 | 39 | 13.0 | 16 | 0 | 0 | 0 | 0.0 | 0 | 0 |
| @KC 11/29 | L | 1/1 | 6 | 158 | 26.3 | 48 | 2 | 0 | 0 | 0.0 | 0 | 0 |
| HOU 12/6 | W | 1/1 | 3 | 109 | 36.3 | 53 | 1 | 0 | 0 | 0.0 | 0 | 0 |
| @PHI 12/13 | L | 1/1 | 5 | 81 | 16.2 | 47t | 1 | 1 | 1 | 1.0 | 1 | 0 |
| @WAS 12/20 | L | 1/1 | 5 | 111 | 22.2 | 48t | 2 | 0 | 0 | 0.0 | 0 | 0 |
| DAL 12/27 | W | 1/1 | 5 | 84 | 16.8 | 37 | 0 | 0 | 0 | 0.0 | 0 | 0 |
| NYJ 1/3/16 | W | 1/1 | 11 | 136 | 12.4 | 38 | 0 | 0 | 0 | 0.0 | 0 | 0 |
| TOTAL | 8-8 | 13/13 | 60 | 1,047 | 17.5 | 63 | 9 | 1 | 1 | 1.0 | 1 | 0 |

2014 BUFFALO BILLS

| Game | W/L | Receiving | | | | | Rushing | | | | | |
|--------------|-----|-----------|----|-----|------|-----|---------|-----|-----|-----|----|----|
| | | P/S | No | Yds | Avg | Lg | TD | Att | Yds | Avg | Lg | TD |
| @CHI 9/7 | W | 1/1 | 3 | 31 | 10.3 | 25 | 0 | 0 | 0 | 0.0 | 0 | 0 |
| MIA 9/14 | W | 1/1 | 8 | 117 | 14.6 | 30 | 1 | 0 | 0 | 0.0 | 0 | 0 |
| SD 9/21 | L | 1/1 | 2 | 19 | 9.5 | 16 | 0 | 0 | 0 | 0.0 | 0 | 0 |
| @HOU 9/28 | L | 1/1 | 4 | 30 | 7.5 | 10 | 1 | 0 | 0 | 0.0 | 0 | 0 |
| @DET 10/5 | W | 1/1 | 7 | 87 | 12.4 | 22 | 0 | 0 | 0 | 0.0 | 0 | 0 |
| NE 10/12 | L | 1/1 | 2 | 27 | 13.5 | 20 | 0 | 0 | 0 | 0.0 | 0 | 0 |
| MIN 10/19 | W | 1/1 | 9 | 122 | 13.6 | 26t | 2 | 0 | 0 | 0.0 | 0 | 0 |
| @NYJ 10/26 | W | 1/1 | 3 | 157 | 52.3 | 84 | 1 | 0 | 0 | 0.0 | 0 | 0 |
| KC 11/9 | L | 1/1 | 4 | 27 | 6.8 | 8 | 0 | 0 | 0 | 0.0 | 0 | 0 |
| @MIA 11/13 | L | 1/1 | 3 | 32 | 10.7 | 18 | 0 | 1 | 3 | 3.0 | 3 | 0 |
| NYJ 11/23 | W | 1/1 | 3 | 35 | 11.7 | 17 | 0 | 0 | 0 | 0.0 | 0 | 0 |
| CLE 11/30 | W | 1/1 | 3 | 11 | 3.7 | 5 | 0 | 0 | 0 | 0.0 | 0 | 0 |
| @DEN 12/7 | L | 1/1 | 7 | 127 | 18.1 | 35 | 0 | 0 | 0 | 0.0 | 0 | 0 |
| GB 12/14 | W | 1/1 | 1 | 28 | 28.0 | 28 | 0 | 0 | 0 | 0.0 | 0 | 0 |
| @OAK 12/21 | L | 1/1 | 3 | 75 | 25.0 | 42t | 1 | 0 | 0 | 0.0 | 0 | 0 |
| @NE 12/28 | W | 1/1 | 3 | 57 | 19.0 | 43 | 0 | 1 | 5 | 5.0 | 5 | 0 |
| TOTAL | 9-7 | 16/16 | 65 | 982 | 15.1 | 84 | 6 | 2 | 8 | 4.0 | 5 | 0 |



21 | KAYVON WEBSTER

Position: Cornerback
Ht./Wt.: 5-11/192
Birth Date: 2/1/91
College: South Florida
Hometown: Opa-locka, Fla.
Experience: 5th year (1st Rams)
Acquired: FA-2017

Career GP/GS (Playoffs): 55/3 (7/0)



TRANSACTIONS: Signed by the Rams as a free agent (3/14/17)...selected by the Denver Broncos in the third round (90th overall) of the 2013 NFL Draft (4/26/13).

PRO: Fifth-year cornerback is in his first season with the Rams after signing as a free agent prior to the 2017 season...has played in 55 career games with three starts in his career as well as appearing in seven postseason contests...played a prominent role on the Broncos' special teams unit in his four seasons in Denver.

2017 SEASON: Week1 vs. Indianapolis (9/10): Started at cornerback...recorded two tackles (one solo).

2016 SEASON: Played in 13 games...named a special teams captain by his Denver teammates...notched four special teams tackles...**vs. Carolina (9/8):** Recorded one tackle and one special teams tackle...**at San Diego (10/13):** Notched one pass defended and one special teams tackle.

2015 SEASON: Played in 15 games...tied for the Broncos team lead with nine special teams tackles...played in Denver's three postseason contests, leading the Broncos special teams units en route to the club's Super Bowl 50 victory...**vs. San Diego (1/3/16):** Tallied one tackle and one pass defended...**AFC Championship vs. New England (1/24/16):** Recorded two total tackles and one pass defended.

2014 SEASON: Saw action in 12 regular season games and one postseason contest...compiled 19 total tackles (18 solo) and four special teams stops...**at New York Jets (10/12):** Compiled a season-high four solo tackles...**vs. Miami (11/23):** Matched a season-high with four solo tackles.

2013 SEASON: Started two-of-14 games played in his rookie season...finished the campaign with 38 tackles (34 solo), nine passes defended, one forced fumble and two special teams tackles...also appeared in three postseason games...**at New York Giants (9/15):** Recorded two special teams tackles...**vs. Dallas (10/6):** Made his first career start...forced a WR Dez Bryant fumble, which lead to a Broncos touchdown...**vs. Jacksonville (10/13):** Notched his first career interception when he picked off Jaguars QB Chad Henne, returning it 10 yards, setting up a Denver touchdown on the ensuing drive.

COLLEGE: Started 32-of-49 in four seasons at South Florida...finished his career with 190 tackles (136 solo)...added two sacks for a loss of 39 yards as well as three interceptions...also tallied four forced fumbles and two fumble recoveries...was named first-team All-Big East as a senior in 2012, a season in which he became the Big East's only cornerback to lead his team in tackles...named second-team All-Big East as a junior after notching two interceptions.

PERSONAL: Played on offense and defense Monsignor Pace High School in Opa-locka, Fla...was a three-time All-Dade County selection...as a senior, recorded eight receiving touchdowns on offense as well as 65 tackles and seven forced fumbles on defense...graduated from USF with a health science degree.

KAYVON WEBSTER NFL STATISTICS

| | | REGULAR SEASON | | | | | | | | | | | | | |
|--------------|--------|----------------|-----------|-----------|----------|------------|---------------|----------|-----------|-----------|----------|-----------|----------|----------|----------|
| Year | Team | G/S | Tackles | | | | Interceptions | | | | Fumbles | | | | Yds |
| | | | Total | Solo | Asst | Sk | Yds | Int | Yds | Lg | TD | PD | FF | FR | |
| 2013 | Denver | 14/2 | 38 | 34 | 4 | 0.0 | 0.0 | 1 | 10 | 10 | 0 | 9 | 1 | 0 | 0 |
| 2014 | Denver | 12/0 | 19 | 18 | 1 | 0.0 | 0.0 | 0 | 0 | 0 | 0 | 2 | 0 | 0 | 0 |
| 2015 | Denver | 15/0 | 2 | 2 | 0 | 0.0 | 0.0 | 0 | 0 | 0 | 0 | 2 | 0 | 0 | 0 |
| 2016 | Denver | 13/0 | 5 | 4 | 1 | 0.0 | 0.0 | 0 | 0 | 0 | 0 | 1 | 0 | 0 | 0 |
| 2017 | RAMS | 1/1 | 2 | 1 | 1 | 0.0 | 0.0 | 0 | 0 | 0 | 0 | 0 | 0 | 0 | 0 |
| Total | | 55/3 | 66 | 59 | 7 | 0.0 | 0.0 | 1 | 10 | 10 | 0 | 14 | 1 | 0 | 0 |

ADDITIONAL CAREER STATISTICS: Special teams tackles: Broncos: 2016 (4), 2015 (9), 2014 (4), 2013 (4).

SINGLE GAME HIGHS
 Total Tackles – 5, three times, last vs. San Diego Chargers (12/12/13)
 Interceptions – 1, vs. Jacksonville (10/13/13)
 Pass Defensed- 2, vs. Oakland (12/28/14)



93 | ETHAN WESTBROOKS

| | |
|-------------|---------------------|
| Position: | Defensive Tackle |
| Ht./Wt.: | 6-4/283 |
| Birth Date: | 11/15/90 |
| College: | West Texas A&M |
| Hometown: | Oakland, Calif. |
| Experience: | 4th year (4th Rams) |
| Acquired: | FA-2014 |

Career GP/GS (Playoffs): 36/3 (0/0)



TRANSACTIONS: Signed a contract extension with the Rams (9/11/17)...signed to Rams active roster (8/29/14)...signed with the Rams as an undrafted rookie free agent (5/12/14).

PRO: Third-year pro has played in 36 games, starting three at defensive end...collected 88 tackles (48 solo), three sacks, and one defensive touchdown.

2017 SEASON: Week1 vs. Indianapolis (9/10): Started at defensive end...recorded three tackles (two solo)...also tallied one sack

2016 SEASON: Saw action in every game this season while making two starts at defensive end...posted career-highs in tackles (46), solo tackles (26), assisted tackles (20), passes defended (2), and scored his first touchdown of his career...**at Tampa Bay (9/25):** Recorded his first career touchdown after recovering a fumble 77 yards to the end zone...also racked up five tackles (one solo), and three quarterback pressures...**at Arizona (10/2):** Made his first career start...recorded three tackles (one solo)...pressured the quarterback three times...contributed to a defense that forced five turnovers...**vs. Buffalo (10/9):** Started his second consecutive game at defensive end...sacked quarterback Tyrod Taylor for a five yard loss...marked his first sack of the season, and third of his career...recorded two tackles (one solo), had one pass defended, and pressured the quarterback five times...**vs. New York Giants (10/23):** Registered five tackles (one solo)...recorded two hits on QB Eli Manning...**vs. Carolina (11/6):** Recorded four tackles (one solo) and one pass defended...**vs. Atlanta (12/11):** Recorded four solo tackles...pressured and hit QB Matt Ryan once.

2015 SEASON: Played in 11 games...notched 30 tackles (17 solo) and 2.0 sacks...**vs. Tampa Bay (12/17):** Saw action on defense and special teams...notched a personal best six tackles (four solo)...**vs. Chicago (11/15):** Made four tackles (one solo)...**at Minnesota (11/8):** Registered two tackles (one solo)...tallied two quarterback pressures and one quarterback hit...**vs. San Francisco (11/1):** Registered a sack for the second consecutive week...also made two tackles and was credited with a quarterback pressure and a quarterback hit...**vs. Cleveland (10/25):** Recorded his first career sack for a loss of eight yards...also made two tackles (one solo) and had two quarterback hits...**at Green Bay (10/11):** Declared inactive...**at Arizona (10/4):** Made three tackles (two solo) and had one quarterback hit...**vs. Pittsburgh (9/27):** Made two solo tackles and had one quarterback pressure...**at Washington (9/20):** Saw action on defense...made three tackles (two solo)...also had one quarterback pressure...**vs. Seattle (9/13):** Saw action at defensive end, recorded three tackles (one solo)...also had one quarterback pressure.

2014 SEASON: Played in six games...**at Tampa Bay (9/14):** Made his NFL debut...saw action on defense and special teams...tallied one assisted tackle...**vs. Dallas (9/21):** Saw action on defense...recorded four tackles (one solo)...**at Philadelphia (10/5):** Saw action at defensive end and on special teams...registered four tackles (three solo)...also had three quarterback pressures and one hit...**vs. Denver (11/16):** Saw action on defense and special teams...made two tackles (one solo) on defense...**at San Diego (11/23):** Saw action on defense and special teams...recorded one assisted tackle.

COLLEGE: Earned first team all-conference honors as he led the team with 19.5 tackles for loss...was second in the conference in tackles for loss and led the team with 10 quarterback hurries...in 2012, was named the Ron Lenz Division II National Defensive Player of the Year as he had 19.5 sacks, coming within one sack of the NCAA Division II record, and as he earned multiple All-America accolades...began collegiate career at Sacramento City College where he earned all-league honors all-conference accolades and all-state in 2011.

PERSONAL: Played at Franklin High School where he earned all-league and all-conference honors...also participated in track and field as he threw the shot put and discus...mother is Trisha Warren...has seven siblings...majored in nursing with a business minor at West Texas A&M...participated in many community events, including the 6th Annual Playground Build at Marygrove, St. Louis Rams Training Academy Youth Camp and the United Way Kickoff for Charity Luncheon...has three children, Karina, Elijah and London.



77 | ANDREW WHITWORTH

| | |
|-------------|----------------------|
| Position: | Left Tackle |
| Ht./Wt.: | 6-7/333 |
| Birth Date: | 12/12/81 |
| College: | Louisiana State |
| Hometown: | Monroe, LA. |
| Experience: | 12th year (1st Rams) |
| Acquired: | FA-2017 |

Career GP/GS (Playoffs): 169/165 (6/6)



TRANSACTIONS: Signed with Rams as a free agent (3/9/17)...signed contract extension with Bengals (9/23/15)...signed contract extension with Bengals (8/31/11)...signed contract extension with Bengals (7/27/08)...signed with Bengals (7/29/06)...selected by Cincinnati in the second round of 2006 NFL Draft (55th overall).

PRO: Twelve-year pro has competed in 169 games with 165 starts...versatile left tackle who has also seen action at left guard...three-time NFL Pro Bowler (2013, 2016, 2017)...*The Associated Press* All-Pro team in 2015...recorded three seasons with allowing only one sack or less (2007, 2014, 2016)...registered eight seasons (2006-2007, 2009, 2011-2015) in which his pass blocking has produced a 1,000 yard receiver (T.Houshmandzadeh: 2006 & 2007; C.Johnson: 2006, 2007, 2009; A.Green: 2011 & 2013, B. Green-Ellis: 2012; J. Hill: 2014)...registered five seasons in which he blocked for three different 1,000-yard rushers (R.Johnson: 2006, C.Benson: 2009-2011, B.Green-Ellis: 2012).



2017 SEASON: Week1 vs. Indianapolis (9/10): Started at left tackle and provided time for QB Jared Goff to throw for a career-best 306 yards.

2016 SEASON: Started all 16 regular season games at left tackle...earned a Pro Bowl nod for the second-consecutive season, third time in his career...**at New York Jets (9/11):** Contributed to an offensive line unit that helped QB Andy Dalton throw for 366 yards...**at Pittsburgh (9/18):** Blocked the blindside of QB Andy Dalton to produce 366 yards through the air...**vs. Denver (9/25):** Blocked for a rushing attack that totaled 143 net yards...**vs. Miami (9/29):** Helped the offense control possession for 38:02.

2015 SEASON: Started at left tackle in all 16 regular season games, including one playoff start in an AFC Wild Card match-up versus Pittsburgh...received Pro Bowl honors for the second time in his career...named to the All-Pro team by the *Associated Press*...**vs. San Diego (9/20):** Recorded second-straight game without allowing a sack...paved the way for an offensive unit to produce a 175-yard rushing output...**vs. Kansas City (10/4):** Contributed to an offensive line that allowed no sacks...helped guide Bengals to their first game in franchise history with more than 300 net passing yards (321) and four rushing touchdowns...**vs. Seattle (10/11):** Helped lead the rally from a 24-7 fourth-quarter deficit as Bengals became first team since Week 15 of the 2010 season to win after trailing by 17 or more in the final period.

2014 SEASON: Started 16 games at left tackle, including an AFC Wild Card playoff contest at Indianapolis...named first-team All-Pro by Peter King's *Monday Morning QB* and second-team All-Pro by *The Associated Press*...part of the protection that allowed no sacks in the first three games of the season, for first time in franchise history...helped lead a pass protection unit that helped the Bengals rank third in NFL in fewest sacks allowed (23) and least sack yardage allowed (130)...supported a rushing attack that ranked sixth in the league with 134.2 yards per game...**vs. Baltimore (10/26):** Helped power the way for three 1-yard touchdown runs in goal line situations, including the game-winning touchdown by QB Andy Dalton on fourth-and-1 play late in fourth quarter...**at Cleveland (12/14):** Contributed to an offense that powered 244 rushing yards, the highest rushing yardage total for the Bengals since Nov. 28, 2004 vs. Cleveland (253 yards)...**vs. Denver (12/22):** Paved the way for the offense to produce 207 rushing yards in a playoff-clinching win.

2013 SEASON: Started all 14 regular season games he appeared in, starting at left tackle and left guard positions, including the Wild Card playoff match-up against San Diego...**vs. New York Jets (10/27):** Contributed to pass protection that allowed only one sack, as QB Andy Dalton threw a career-best five touchdown passes...**vs. San Diego (1/5/14):** Aided a 439-yard offensive output in the AFC Wild Card playoffs.

2012 SEASON: Selected to the Pro Bowl for the first time in his career...helped RB BenJarvus Green-Ellis post an NFL-leading 14 conversions on third-and-1 rushing plays, with only one failure to convert...part of the run-blocking effort for Green-Ellis to gain at least 100 yards four times in a five-game stretch, only second instance of a Bengals back getting four 100-yarders in five games.

2011 SEASON: Started at left tackle in every regular season game, and the AFC Wild Card playoff contest at Houston.

2010 SEASON: Started all 16 games at the left tackle position...helped Cincinnati's offense rank second in the AFC and sixth in the NFL in fewest sacks allowed per passing attempt (one every 22.07 passing attempts).

2009 SEASON: Voted by teammates as a team captain...guided team to a single-season record of eight games with a 100-yard rusher, including an individual club mark of six by RB Cedric Benson...**at Baltimore (10/11):** Assisted RB Cedric Benson

(27-for-120) to become first player in 40 games to rush for 100 yards against Baltimore...**vs. Chicago (10/25):** Paved the way for RB Cedric Benson's career-high 189 rushing yard output, while also aiding a sack-free performance up front...**vs. New York Jets (1/9/10):** Guided RB Cedric Benson to a Bengals postseason-record 169 rushing yards in an AFC Wild Card playoff game.

2008 SEASON: Started the first 10 games at left guard, but suffered a season-ending ankle injury in Week 11 vs. Philadelphia.

2007 SEASON: Started all 16 games of the regular season at both left tackle and left guard...played on 1,041-of-1,047 offensive team snaps (99.4 percent) as Bengals set club record for fewest sacks allowed (17).

2006 SEASON: Veterans' injuries opened the door for the rookie to make 12 starts among his 16 games played...made 10-of-12 starts at left tackle...**vs. Cleveland (9/17):** Earned first professional start in his second career game, opening at left guard.

COLLEGE: A pillar of the LSU offensive line from 2002-05, Whitworth never missed a game or a practice due to injury...closed career with the second-most starts (52) in NCAA Division I annals...played primarily left tackle and was credited with no sacks allowed as a senior, and only one as a junior...earned All-SEC first-team honors as both a junior and senior, including a consensus nod as a senior...started every game as a sophomore in 2003 as LSU won the BCS national championship with a 13-1 mark...spent five years at LSU, including 2001 redshirt.

PERSONAL: Hometown is West Monroe, La...led West Monroe High School to three Class 5A state football titles, as a freshman, sophomore and senior...graduated from LSU in December 2005 with degree in general studies...former junior tennis champion in Louisiana, and is also an excellent golfer...a Bengals leader in community service, working through his BigWhit 77 Foundation...hosts a fund-raising golf tournament in Louisiana, and enjoys serving as a motivational speaker to youth groups, and is known for having personally reached out to families in need... married to his wife Melissa, with four children (twins Sarah and Drew, Michael, and Katherine).

WHITWORTH'S Games Played Stats: RAMS 2017 (1/1), CIN 2016 (16/16), 2015 (16/16), 2014 (16/16), 2013 (14/14), 2012 (16/16), 2011 (16/16), 2010 (16/16), 2009 (16/16), 2008 (10/10), 2007 (16/16), 2006 (16/12) **TOTALS: (169/165).**



63 | DARRELL WILLIAMS

| | |
|-------------|---------------------|
| Position: | Tackle |
| Ht./Wt. | 6-5/305 |
| Birth Date: | 8/3/93 |
| College: | South Florida |
| Hometown: | Orlando, Fla. |
| Experience: | 2nd year (2nd Rams) |
| Acquired: | FA-2015 |

Career GP/GS (Playoffs): 6/0 (0/0)



TRANSACTIONS: Signed with the Rams as an undrafted free agent (5/7/15).


2017 SEASON: Week 1 vs. Indianapolis (9/10): Saw time on offense.

2016 SEASON: Placed on reserve/injured (10/2/16).

2015 SEASON: Placed on reserve/injured (11/17/15)...played in five games.

COLLEGE: Appeared in 45 career games with 29 starts...as a senior, started all 12 games at left tackle...helped lead Marlon Mack to just the fourth 1,000-yard rushing season in school history and a school and conference record 275 yards vs. Western Carolina (8/30)...started all 12 games at left tackle as a junior...saw action in eight games as a sophomore with five starts at left tackle...earned first-team all-Central Florida and all-Orange County as a senior at Evans High School in Orlando...was born in Jamaica and moved to the U.S. in the ninth grade...graduated in December (2014) with a degree in communications.

WILLIAMS' Games Played-Starts: RAMS: 2017 (1/0).



17 | ROBERT WOODS

Position: Wide Receiver
Ht./Wt. 6-0/193
Birth Date: 4/10/92
College: Southern California
Hometown: Gardena, Calif.
Experience: 5th year (1st Rams)
Acquired: FA-2017

Career GP/GS (Playoffs): 58/49 (0/0)



TRANSACTIONS: Signed by the Rams as a free agent (3/9/17)...selected by the Buffalo Bills in the second round (41st overall) of the 2013 NFL Draft (4/26/13).

PRO: Fifth-year wide receiver is in his first season with the Rams after signing as a free agent prior to the 2017 season...has played in 58 career games with 49 starts in his career.

2017 SEASON: Week1 vs. Indianapolis (9/10): Started at wide receiver and grabbed three receptions for 53 yards with a long reception of 27 yards.

2016 SEASON: Played in 13 games, started 10...led the Bills with 613 receiving yards...finished second on the team with 51 receptions...**at New England (10/2):** Hauled in seven receptions for 89 yards...**vs. San Francisco (10/16):** Caught five passes for 44 yards and a touchdown...**at Seattle (11/7):** Notched a career-high 10 receptions for 162 yards.

2015 SEASON: Played in 14 games, started nine...ended the year with 47 receptions for 552 yards and three touchdowns...**vs. New England (10/4):** Hauled in three passes for 60 yards and one touchdown...**at Jacksonville (10/25):** Tied a then career-high with nine receptions...added one touchdown on 84 yards receiving.

2014 SEASON: Started 15-of-16 games...finished the season with 65 receptions for 699 yards and five touchdowns...**vs. New England (10/12):** Led the Bills with seven receptions for 78 yards and one touchdown...**vs. New York Jets (10/26):** Set previous career highs with nine catches for 118 yards...also added one touchdown reception.

2013 SEASON: Started 13-of-14 games played...became the first Buffalo rookie receiver with 40 receptions since 2004...led the team in receiving yards three times...**vs. New England (9/8):** Caught his first career touchdown on an 18-yard reception from QB E.J. Manuel...**vs. Baltimore (9/29):** Led the Bills with 80 receiving yards...**at Jacksonville (12/15):** Set career highs with five receptions for 82 yards...all five of his receptions resulted in first downs...notched his third touchdown reception of the season.

COLLEGE: Started 38-of-38 games in his three-year career at USC...finished his career as the Trojans' all-time leader in receptions (252)...currently ranks eighth in program history with 2,930 receiving yards and second in receiving touchdowns (32)...also set the Trojans all-time record for most receptions in a game with 17 (9/3/11) vs. Minnesota...ended his time at USC with 200 total points scored...as a sophomore, led the Pac-12 with 9.3 receptions per game...in 2010, was named the Pac-10's Offensive Freshman of the Year...became the first true freshman wide receiver to start the season opener at wide receiver in the post-World War II era.

PERSONAL: A member of the 2009 USA Today All-USA First Team as a senior at Serra High School in Gardena, Calif., after tallying 15 touchdowns and more than 1,100 receiving yards in addition to eight interceptions on defense while helping the school to a 15-0 record and the California Division III championship...as a junior added 19 receiving touchdowns and seven interceptions on defense...also ran track at Serra, where he won the CIF Division IV 200 and 400-meter races and was a member of the winning 1,600-meter relay team...graduated with a bachelor's degree in policy, planning and development.

ROBERT WOODS NFL STATISTICS

| REGULAR SEASON | | | | | | | | | | | | |
|----------------|---------------|--------------|------------|--------------|-------------|-----------|-----------|----------|-----------|------------|-----------|----------|
| Year | Team | G/S | Receiving | | | | | Rushing | | | | |
| | | | No | Yds | Avg | Lg | TD | Att | Yds | Avg | Lg | TD |
| 2013 | Buffalo Bills | 14/14 | 40 | 587 | 14.7 | 57 | 3 | 2 | 16 | 8.0 | 13 | 0 |
| 2014 | Buffalo Bills | 16/15 | 65 | 699 | 10.8 | 37 | 5 | 0 | 0 | 0.0 | 0 | 0 |
| 2015 | Buffalo Bills | 14/9 | 47 | 552 | 11.7 | 37 | 3 | 1 | 0 | 0.0 | 0 | 0 |
| 2016 | Buffalo Bills | 13/10 | 51 | 613 | 12.0 | 34 | 1 | 1 | 6 | 6.0 | 0 | 0 |
| 2017 | RAMS | 1/1 | 3 | 53 | 17.7 | 27 | 0 | 0 | 0 | 0.0 | 0 | 0 |
| TOTALS | | 58/49 | 206 | 2,504 | 12.2 | 57 | 12 | 4 | 22 | 5.5 | 13 | 0 |

SINGLE GAME HIGHS
 Receptions- 10, at Seattle (11/7/16)
 Reception Yards- 162, at Seattle (11/7/16)
 Touchdowns- 1, many times, last vs. San Francisco (10/16/16)
 Longest Reception- 57, vs. Miami (12/22/13)

ROBERT WOODS GAME-BY-GAME STATISTICS

2017 LOS ANGELES RAMS

| Game | W/L | P/S | Receiving | | | | Rushing | | | | Lg | TD |
|---------------|------------|------------|-----------|-----------|-------------|-----------|----------|----------|----------|----------|----------|----------|
| | | | No | Yds | Avg | Lg | TD | Att | Yds | Avg | | |
| IND 9/10 | W | 1/1 | 3 | 53 | 17.7 | 27 | 0 | 0 | 0 | 0 | 0 | 0 |
| WAS 9/17 | | 0/0 | 0 | 0 | 0 | 0 | 0 | 0 | 0 | 0 | 0 | 0 |
| @SF 9/21 | | 0/0 | 0 | 0 | 0 | 0 | 0 | 0 | 0 | 0 | 0 | 0 |
| @DAL 10/1 | | 0/0 | 0 | 0 | 0 | 0 | 0 | 0 | 0 | 0 | 0 | 0 |
| SEA 10/8 | | 0/0 | 0 | 0 | 0 | 0 | 0 | 0 | 0 | 0 | 0 | 0 |
| @JAC 10/15 | | 0/0 | 0 | 0 | 0 | 0 | 0 | 0 | 0 | 0 | 0 | 0 |
| ARI 10/22 | | 0/0 | 0 | 0 | 0 | 0 | 0 | 0 | 0 | 0 | 0 | 0 |
| @NYG 11/5 | | 0/0 | 0 | 0 | 0 | 0 | 0 | 0 | 0 | 0 | 0 | 0 |
| HOU 11/12 | | 0/0 | 0 | 0 | 0 | 0 | 0 | 0 | 0 | 0 | 0 | 0 |
| @MIN 11/19 | | 0/0 | 0 | 0 | 0 | 0 | 0 | 0 | 0 | 0 | 0 | 0 |
| NO 11/26 | | 0/0 | 0 | 0 | 0 | 0 | 0 | 0 | 0 | 0 | 0 | 0 |
| @ARI 12/2 | | 0/0 | 0 | 0 | 0 | 0 | 0 | 0 | 0 | 0 | 0 | 0 |
| PHI 12/10 | | 0/0 | 0 | 0 | 0 | 0 | 0 | 0 | 0 | 0 | 0 | 0 |
| @SEA 12/17 | | 0/0 | 0 | 0 | 0 | 0 | 0 | 0 | 0 | 0 | 0 | 0 |
| @TEN 12/24 | | 0/0 | 0 | 0 | 0 | 0 | 0 | 0 | 0 | 0 | 0 | 0 |
| SF 12/31 | | 0/0 | 0 | 0 | 0 | 0 | 0 | 0 | 0 | 0 | 0 | 0 |
| TOTALS | 1-0 | 1/1 | 3 | 53 | 17.7 | 27 | 0 | 0 | 0 | 0 | 0 | 0 |

2016 BUFFALO BILLS

| Game | W/L | P/S | Receiving | | | | Rushing | | | | Lg | TD |
|---------------|------------|--------------|-----------|------------|-------------|-----------|----------|----------|----------|------------|----------|----------|
| | | | No | Yds | Avg | Lg | TD | Att | Yds | Avg | | |
| @BAL 9/11 | L | 1/1 | 4 | 20 | 5.0 | 9 | 0 | 0 | 0 | 0 | 0 | 0 |
| NYJ 9/15 | L | 1/1 | 1 | 10 | 10.0 | 10 | 0 | 0 | 0 | 0 | 0 | 0 |
| ARI 9/25 | W | 1/1 | 6 | 51 | 8.5 | 24 | 0 | 0 | 0 | 0 | 0 | 0 |
| @NE 10/2 | W | 1/1 | 7 | 89 | 12.7 | 23 | 2 | 0 | 0 | 0 | 0 | 0 |
| @LA 10/9 | W | 1/1 | 2 | 26 | 13.0 | 17 | 0 | 0 | 0 | 0 | 0 | 0 |
| SF 10/16 | W | 1/1 | 5 | 44 | 8.8 | 18 | 1 | 1 | 6 | 6.0 | 6 | 0 |
| @MIA 10/23 | L | 0/0 | | | | | Inactive | | | | | |
| NE 10/30 | L | 1/0 | 4 | 50 | 12.5 | 20 | 0 | 0 | 0 | 0 | 0 | 0 |
| @SEA 11/7 | L | 1/1 | 10 | 162 | 16.2 | 29 | 0 | 0 | 0 | 0 | 0 | 0 |
| @CIN 11/20 | W | 1/1 | 3 | 41 | 13.7 | 24 | 0 | 0 | 0 | 0 | 0 | 0 |
| JAX 11/27 | W | 0/0 | | | | | Inactive | | | | | |
| @OAK 12/4 | L | 0/0 | | | | | Inactive | | | | | |
| PIT 12/11 | L | 1/0 | 1 | 29 | 29.0 | 29 | 0 | 0 | 0 | 0 | 0 | 0 |
| CLE 12/18 | W | 1/0 | 1 | 5 | 5.0 | 5 | 0 | 0 | 0 | 0 | 0 | 0 |
| MIA 12/24 | L | 1/1 | 3 | 43 | 14.3 | 34 | 0 | 0 | 0 | 0 | 0 | 0 |
| @NYJ 1/1/17 | L | 1/1 | 4 | 43 | 10.8 | 16 | 0 | 0 | 0 | 0 | 0 | 0 |
| TOTALS | 7-9 | 13/10 | 51 | 613 | 12.0 | 34 | 1 | 1 | 6 | 6.0 | 6 | 0 |

2015 BUFFALO BILLS

| Game | W/L | P/S | Receiving | | | | Rushing | | | | Lg | TD |
|--------------|------------|-------------|-----------|------------|-------------|-----------|----------|----------|----------|------------|----------|----------|
| | | | No | Yds | Avg | Lg | TD | Att | Yds | Avg | | |
| IND 9/13 | W | 1/0 | 2 | 27 | 13.5 | 15 | 0 | 0 | 0 | 0.0 | 0 | 0 |
| NE 9/20 | L | 1/0 | 3 | 60 | 20.0 | 32t | 1 | 0 | 0 | 0.0 | 0 | 0 |
| @MIA 9/27 | W | 1/0 | 4 | 38 | 9.5 | 16 | 0 | 0 | 0 | 0.0 | 0 | 0 |
| NYG 10/4 | L | 1/0 | 3 | 33 | 11.0 | 17 | 0 | 0 | 0 | 0.0 | 0 | 0 |
| @TEN 10/11 | W | 1/1 | 1 | 6 | 6.0 | 6 | 0 | 0 | 0 | 0.0 | 0 | 0 |
| CIN 10/18 | L | 1/1 | 4 | 47 | 11.8 | 22 | 0 | 0 | 0 | 0.0 | 0 | 0 |
| @JAX 10/25 | L | 1/1 | 9 | 84 | 9.3 | 16t | 1 | 0 | 0 | 0.0 | 0 | 0 |
| MIA 11/8 | W | 1/1 | 0 | 0 | 0.0 | 0 | 1 | 0 | 0 | 0.0 | 0 | 0 |
| @NYJ 11/12 | W | 1/1 | 3 | 19 | 6.3 | 10 | 0 | 0 | 0 | 0.0 | 0 | 0 |
| @NE 11/23 | L | 1/1 | 4 | 44 | 11.0 | 18 | 0 | 0 | 0 | 0.0 | 0 | 0 |
| @KC 11/29 | L | 1/1 | 3 | 25 | 8.3 | 12 | 0 | 0 | 0 | 0.0 | 0 | 0 |
| HOU 12/6 | W | 1/1 | 2 | 19 | 9.5 | 17 | 1 | 0 | 0 | 0.0 | 0 | 0 |
| @PHI 12/13 | L | 1/0 | 5 | 106 | 21.2 | 37 | 0 | 0 | 0 | 0.0 | 0 | 0 |
| @WAS 12/20 | L | 1/1 | 4 | 44 | 11.0 | 17 | 0 | 0 | 0 | 0.0 | 0 | 0 |
| DAL 12/27 | W | 0/0 | | | | | Inactive | | | | | |
| NYJ 1/3/16 | W | 0/0 | | | | | Inactive | | | | | |
| TOTAL | 8-8 | 14/9 | 47 | 552 | 11.7 | 37 | 3 | 1 | 0 | 0.0 | 0 | 0 |

2014 BUFFALO BILLS

| Game | W/L | P/S | Receiving | | | | Rushing | | | | Lg | TD |
|--------------|------------|--------------|-----------|------------|-------------|-----------|----------|----------|----------|------------|----------|----------|
| | | | No | Yds | Avg | Lg | TD | Att | Yds | Avg | | |
| @CHI 9/7 | W | 1/1 | 4 | 78 | 19.5 | 32 | 0 | 0 | 0 | 0.0 | 0 | 0 |
| MIA 9/14 | W | 1/1 | 1 | 5 | 5.0 | 5 | 0 | 0 | 0 | 0.0 | 0 | 0 |
| SD 9/21 | L | 1/1 | 3 | 19 | 6.3 | 15 | 0 | 0 | 0 | 0.0 | 0 | 0 |
| @HOU 9/28 | L | 1/1 | 3 | 17 | 5.6 | 13 | 0 | 0 | 0 | 0.0 | 0 | 0 |
| @DET 10/5 | W | 1/1 | 3 | 37 | 12.3 | 18 | 0 | 0 | 0 | 0.0 | 0 | 0 |
| NE 10/12 | L | 1/1 | 7 | 78 | 11.3 | 35 | 0 | 0 | 0 | 0.0 | 0 | 0 |
| MIN 10/19 | W | 1/1 | 4 | 10 | 2.5 | 7 | 0 | 0 | 0 | 0.0 | 0 | 0 |
| @NYJ 10/26 | W | 1/1 | 3 | 50 | 16.7 | 25 | 0 | 0 | 0 | 0.0 | 0 | 0 |
| KC 11/9 | L | 1/1 | 6 | 52 | 8.7 | 20 | 0 | 0 | 0 | 0.0 | 0 | 0 |
| @MIA 11/13 | L | 1/1 | 2 | 15 | 7.5 | 9 | 0 | 0 | 0 | 0.0 | 0 | 0 |
| NYJ 11/23 | W | 1/1 | 9 | 118 | 13.1 | 37 | 1 | 0 | 0 | 0.0 | 0 | 0 |
| CLE 11/30 | W | 1/1 | 3 | 71 | 17.8 | 34 | 0 | 0 | 0 | 0.0 | 0 | 0 |
| @DEN 12/7 | L | 1/1 | 3 | 36 | 12.0 | 17 | 0 | 0 | 0 | 0.0 | 0 | 0 |
| GB 12/14 | W | 1/1 | 2 | 22 | 11.0 | 18 | 0 | 0 | 0 | 0.0 | 0 | 0 |
| @OAK 12/21 | L | 1/1 | 7 | 52 | 7.4 | 30 | 1 | 0 | 0 | 0.0 | 0 | 0 |
| @NE 12/28 | W | 1/0 | 4 | 39 | 9.8 | 20 | 1 | 0 | 0 | 0.0 | 0 | 0 |
| TOTAL | 9-7 | 16/15 | 65 | 699 | 10.8 | 37 | 5 | 0 | 0 | 0.0 | 0 | 0 |

2013 BUFFALO BILLS

| Game | W/L | P/S | Receiving | | | | Rushing | | | | Lg | TD |
|--------------|-------------|--------------|-----------|------------|-------------|-----------|----------|----------|-----------|------------|-----------|----------|
| | | | No | Yds | Avg | Lg | TD | Att | Yds | Avg | | |
| NE 9/8 | L | 1/1 | 1 | 18 | 18.0 | 18 | 1 | 0 | 0 | 0.0 | 0 | 0 |
| CAR 9/15 | W | 1/1 | 4 | 68 | 17.0 | 28 | 0 | 1 | 3 | 3.0 | 3 | 0 |
| @NYJ 9/22 | L | 1/1 | 2 | 35 | 17.5 | 29 | 0 | 0 | 0 | 0.0 | 0 | 0 |
| BAL 9/29 | W | 1/1 | 4 | 80 | 20.0 | 42t | 1 | 1 | 13 | 13.0 | 13 | 0 |
| @CLE 10/3 | L | 1/1 | 5 | 64 | 12.8 | 24 | 0 | 0 | 0 | 0.0 | 0 | 0 |
| CIN 10/13 | L | 1/1 | 2 | 9 | 4.5 | 6 | 1 | 0 | 0 | 0.0 | 0 | 0 |
| @MIA 10/20 | W | 1/1 | 3 | 24 | 8.0 | 11 | 0 | 0 | 0 | 0.0 | 0 | 0 |
| @NO 10/27 | L | 1/1 | 1 | 7 | 7.0 | 7 | 0 | 0 | 0 | 0.0 | 0 | 0 |
| KC 11/3 | L | 1/0 | 4 | 44 | 11.0 | 18 | 0 | 0 | 0 | 0.0 | 0 | 0 |
| @PIT 11/10 | L | 0/0 | | | | | Inactive | | | | | |
| NYJ 11/17 | W | 0/0 | | | | | Inactive | | | | | |
| ATL 12/1 | L | 1/1 | 2 | 39 | 19.5 | 33 | 0 | 0 | 0 | 0.0 | 0 | 0 |
| @TB 12/8 | L | 1/1 | 3 | 20 | 6.7 | 9 | 0 | 0 | 0 | 0.0 | 0 | 0 |
| @JAX 12/15 | W | 1/1 | 5 | 82 | 16.4 | 20 | 1 | 0 | 0 | 0.0 | 0 | 0 |
| MIA 12/22 | W | 1/1 | 3 | 70 | 23.3 | 57 | 0 | 0 | 0 | 0.0 | 0 | 0 |
| @NE 12/29 | L | 1/1 | 1 | 27 | 27.0 | 27 | 0 | 0 | 0 | 0.0 | 0 | 0 |
| TOTAL | 6-10 | 14/13 | 40 | 587 | 14.7 | 57 | 3 | 2 | 16 | 8.0 | 13 | 0 |



4 | GREG ZUERLEIN

| | |
|-------------|---------------------|
| Position: | Kicker |
| Ht./Wt.: | 6-0/191 |
| Birth Date: | 12/27/87 |
| College: | Missouri Western |
| Hometown: | Lincoln, Neb. |
| Experience: | 5th year (5th Rams) |
| Acquired: | D6-2012 |

Career GP/GS (Playoffs): 79/0 (0/0)



TRANSACTIONS: Re-signed with the Rams (3/15/17)...selected by St. Louis in the sixth round (150th overall) of the 2012 NFL Draft (4/28/12).

PRO: Fifth-year pro has played in 79 career games...converted 115-of-144 career field goals...set franchise record with 61-yard field goal at Minnesota (11/8/15)...broke the franchise record for 50-plus yard field goals in a season in 2012...made his first 15 field goal attempts of his career, a new franchise record for most consecutive field goals by a rookie...with seven field goals of 50 yards or more, he owns the team record in the category and ranked second all time among NFL rookies following the 2012 season...kicked the longest field goal by a rookie in league history (60 yards)...broke the franchise record for longest field goal (60 yards) and owns three of the four longest field goals in Rams history...became the first kicker in league history to kick a 50-plus and 60-plus yard field goal in the same game (vs. Seattle, 9/30/12).

2017 SEASON: Week 1 vs. Indianapolis (9/10): Converted three-for-three on field goal attempts...made a 50-yard field goal in the first quarter. His 19th career field goal of 50-plus yards.

2016 SEASON: Finished with an 86.3 field goal percentage (19-of-22)...went perfect on the year in extra points (23-of-23)...currently ranks eighth in franchise history in total points scored (479)...**vs. Seattle (9/18):** Converted three-of-three field goals...

at Tampa Bay (9/25): Converted on a 53-yard field goal, while tallying seven kickoffs, all of which were touchbacks...**vs. Buffalo (10/9):** Made four-of-four field goals, including a season-long 54-yard kick...**at New York Jets (11/13):** Scored all nine of the team's points...made three-of-three field goals...now has 454 career points to move past former WR Torry Holt for eighth most career points in franchise history...**vs. Miami (11/20):** Converted a 46-yard field goal...**at New England (12/4):** Converted a 44-yard field goal...**vs. Arizona (1/1):** Went two-for-two on field goal attempts, converting from 37 and 36 yards.

Named NFC Special Teams Player of the Week, following performance against Denver



2015 SEASON: Converted 20 field goals...**vs. Detroit (12/13):** Converted all three extra point attempts...**vs. Chicago (11/15):** Made field goals of 26 and 38 yards...**at Minnesota (11/8):** Made a 61-yard field goal that set a franchise record for longest field goal in Rams history and is also the longest field goal of the season in the NFL...his 53-yard conversion moved him past former Rams K Josh Brown for second-most 50-plus yard field goal conversions in franchise history with 16...also converted field goals of 35 and 45 yards...**vs. San Francisco (11/1):** Made a 38-yard field goal and converted both extra point attempts...**vs. Cleveland (10/25):** Made a 39-yard field goal and an extra point...**at Green Bay (10/11):** Made a 42-yard field goal and three extra points...**at Arizona (10/4):** Made a 30-yard field goal and three extra points...**vs. Pittsburgh (9/27):** Made field goals of 49 and 27 yards...**at Washington (9/20):** Made a 52-yard field goal and one extra point...**vs. Seattle (9/13):** Made four extra points and two-of-two field goals including a 37-yard game-winner in overtime.

2014 SEASON: Finished the season converting 24-of-30 field goals and 34 extra points for 106 total points...converted five field goals of 50-plus yards for a career-high 71.4 percent...**at Tampa Bay (9/14):** Converted four field goals of 36, 36, 46 and 38 yards out...the 38-yard field goal came with :38 second remaining in play, to help seal the win...**vs. Denver (11/16):** Earned NFC Special Teams Player of the Week honors...converted field goal attempts of 37, 29, 22, 55 and 53 yards...**vs. New York Giants (12/21):** Converted field goal of 51 and 20 yards.

2013 SEASON: vs. Arizona (9/8): Made four-of-four field goals including a 48-yard game winning kick in the fourth quarter...**at Atlanta (9/15):** Made one field goal from 29 yards...made three-of-three extra points...**at Dallas (9/22):** Did not attempt any field goals...converted one-of-one extra points...**vs. San Francisco (9/26):** Made one field goal from 40 yards...**vs. Jacksonville (10/6):** Converted two-of-two field goals...**at Houston (10/6):** Made one field goal from 42 yards...converted five-of-five extra points...recorded one special teams tackle...**at Carolina (10/20):** Converted two-of-two field goals...**vs. Seattle (10/28):** Converted three-of-four field goals...**vs. Tennessee (11/3):** Did not convert a 44-yard field goal attempt...**at Indianapolis (11/10):** Converted one field goal of 32 yards...made five-of-five extra points...**vs. Chicago (11/24):** Converted field goals from 29 and 40 yards...made four-of-four extra points...**at San Francisco (12/1):** Converted both field goal attempts from 43 and 34 yards...**at Arizona (12/8):** Converted one field goal from 44 yards...**vs. New Orleans (12/15):** Converted two-of-two field goals from 31 and 35 yards...tacked on three extra points...successfully converted an onside kick in the first quarter...**vs. Tampa Bay (12/22):** Converted three-

NFC Special Teams Player of Week 4
Greg "The Leg" Zuerlein is the first player in NFL history with a 60-yard and 50-yard field goal in the same game and the only player in league annals to make two field goals over 55 yards in a single game (vs. SEA, 9/30/12).

of-three field goal attempts from 54, 25 and 48 yards...marks a new season long...**at Seattle (12/29)**: Converted one field goal from 36 yards...moved into first place in franchise history in career field goal percentage (49/59, 83.1 percent).

2012 SEASON: Made seven field goals from 50 yards or more...broke the franchise record for 50+ yard field goals in a season...made his first 15 field goal attempts of his career and finished the year 23-for-31 overall...with seven field goals of 50 yards or more, he owns team record in the category and ranks second all time among NFL rookies...kicked the longest field goal by a rookie in league history (60 yds.)...broke the franchise record for longest field goal (60 yds.) and owns three of the four longest field goals in Rams history...in Week 4 became the first kicker in league history to kick a 50-plus and 60-plus yard field goal in the same game...set a new franchise record for most consecutive field goals by a rookie (15)...**at Chicago (9/23)**: Converted his first 50-plus yard field goal of his career, after clearing a 56-yard field goal...kick is good for second longest in franchise history, longest kick in Soldier Field history...scored all of the Rams' points (six) after hitting two-of-two field goals (56, 46)...**vs. Seattle (9/30)**: Converted a 60-yard field goal, which set a new franchise record and marked the second longest kick of the season in the NFL, behind San Francisco's David Akers who kicked a 63-yard field goal...kicked a career-high four field goals (58, 48, 60, 24)...tied for third place in franchise history for most 50-plus yard field goals made in a season with three...remains perfect on the year in field goals, going 12-for-12, marking the most consecutive field goals made by a Rams rookie in team history...**vs. Arizona (10/4)**: Hit his fourth field goal over 50 yards (53)...**at Miami (10/14)**: Converted 48- and 32-yard field goals in the first quarter to give him 15 consecutive field goals made to start his career...currently 10-for-12 on 40-plus yard field goals...**vs. San Francisco (12/2)**: Sent the team to overtime with a 53-yard field goal...converted a game-winning 54-yard field goal...only three other players have kicked field goals of at least 50 yards to send a game to overtime and then win it (Green Bay's Chris Jacke, 1996; Indianapolis' Mike Vanderjagt, 2002; Denver's Matt Prater, 2011)...he is the first NFL kicker to tie a game with a field goal of 50-plus yards as time expired in the fourth quarter and kick an overtime field goal of 50-plus yards in the same game...set a new NFL record for most field goals of 53 yards or longer (six) after hitting his game-winning 53-yarder, the previous best was set by Jason Hanson with five in 2008...he now has seven field goals of 50-plus yards, he's now one shy of tying Morten Anderson's NFL record of seven set in 1995 and later tied by Jason Hanson in 2008.

COLLEGE: Was named All-American by six different organizations following his senior season...three-time selection to First-Team All-Mid America Intercollegiate Athletic Association and also earned MIAA Special Teams Player of the year as a senior...finished his career at Missouri Western after transferring from Nebraska-Omaha when UNO dropped its football program.

PERSONAL: Played at Pius X High School in Lincoln...All-class, all-state selection as a placekicker as a junior and senior...set state mark for most field goals in a season with 12...converted 43-of-45 PATS and went 12-for-16 on FGs with a long of 52 yards...also lettered in soccer...a 2005 Sports Illustrated preseason high school All-American...majored in business...name is pronounced ZURR-line...participated in many community events, including the Taste of the NFL, Coach Fisher & Friends Celebrity Softball game and the All-Community Team Ticket program - 4th Down Fan Club.

GREG ZUERLEIN NFL STATISTICS

REGULAR SEASON

Scoring

| Year | Team | GP | FG | FGA | Pct | Lg | Blk | XPM | XPA | Pct | Blk | Pts |
|---------------|------|-----------|------------|------------|-------------|-----------|----------|------------|------------|-------------|----------|------------|
| 2012 | RAMS | 16 | 23 | 31 | 74.2 | 60 | 0 | 26 | 26 | 100.0 | 0 | 95 |
| 2013 | RAMS | 16 | 26 | 28 | 92.9 | 54 | 0 | 34 | 34 | 100.0 | 0 | 112 |
| 2014 | RAMS | 16 | 24 | 30 | 80.0 | 56 | 1 | 34 | 35 | 97.1 | 0 | 106 |
| 2015 | RAMS | 14 | 20 | 30 | 66.7 | 61 | 2 | 26 | 28 | 92.9 | 1 | 86 |
| 2016 | RAMS | 16 | 19 | 22 | 86.4 | 54 | 0 | 23 | 23 | 100.0 | 0 | 80 |
| 2017 | RAMS | 1 | 3 | 3 | 100.0 | 50 | 0 | 5 | 5 | 100.0 | 0 | 14 |
| TOTALS | | 79 | 115 | 144 | 79.9 | 61 | 3 | 148 | 151 | 98.0 | 1 | 493 |

Field Goals

| Year | Team | 1-19 | Pct | 20-29 | Pct | 30-39 | Pct | 40-49 | Pct | 50+ | Pct |
|---------------|------|------------|--------------|--------------|-------------|--------------|-------------|--------------|-------------|--------------|-------------|
| 2012 | RAMS | 1/1 | 100.0 | 4/4 | 100.0 | 4/6 | 66.7 | 7/7 | 100.0 | 7/13 | 53.8 |
| 2013 | RAMS | 0/0 | 0 | 7/7 | 100.0 | 10/10 | 100.0 | 8/9 | 88.9 | 1/2 | 50.0 |
| 2014 | RAMS | 1/1 | 100.0 | 6/7 | 85.7 | 10/12 | 83.3 | 2/3 | 66.7 | 5/7 | 71.4 |
| 2015 | RAMS | 1/1 | 100.0 | 2/2 | 100.0 | 9/10 | 90.0 | 5/8 | 62.5 | 3/9 | 33.3 |
| 2016 | RAMS | 0/0 | 0.0 | 5/5 | 100.0 | 9/9 | 100.0 | 3/4 | 75.0 | 2/4 | 100.0 |
| 2017 | RAMS | 0/0 | 0.0 | 0/0 | 0.0 | 1/1 | 100.0 | 1/1 | 100.0 | 1/0 | 100.0 |
| TOTALS | | 3/3 | 100.0 | 24/25 | 96.0 | 43/48 | 89.6 | 26/32 | 82.1 | 19/36 | 52.8 |

Additional Career Statistics: Special Teams Tackles: RAMS: 2015 (2) 2014 (1), 2013 (1). Total: (4).

SINGLE GAME HIGHS

Field Goals Made- 5, vs. Denver (11/16/14)
 Field Goals Attempted- 5, three times, last @ Minnesota (11/8/15)
 Longest- 61, @ Minnesota (11/8/15)

GREG ZUERLEIN GAME-BY-GAME STATISTICS

2017 LOS ANGELES RAMS

| Game | W/L | Pts | XP/XPA | FG/FGA | 1-19 | 20-29 | 30-39 | 40-49 | 50+ | Kick-By-Kick |
|---------------|------------|-----------|------------|------------|----------|----------|----------|----------|----------|-------------------|
| IND 9/10 | W | 14 | 5/5 | 3/3 | 0 | 0 | 1 | 1 | 1 | 50, 35, 44 |
| WAS 9/17 | | 0 | 0/0 | 0/0 | 0 | 0 | 0 | 0 | 0 | |
| @SF 9/21 | | 0 | 0/0 | 0/0 | 0 | 0 | 0 | 0 | 0 | |
| @DAL 10/1 | | 0 | 0/0 | 0/0 | 0 | 0 | 0 | 0 | 0 | |
| SEA 10/8 | | 0 | 0/0 | 0/0 | 0 | 0 | 0 | 0 | 0 | |
| @JAC 10/15 | | 0 | 0/0 | 0/0 | 0 | 0 | 0 | 0 | 0 | |
| ARI 10/22 | | 0 | 0/0 | 0/0 | 0 | 0 | 0 | 0 | 0 | |
| @NYG 11/5 | | 0 | 0/0 | 0/0 | 0 | 0 | 0 | 0 | 0 | |
| HOU 11/12 | | 0 | 0/0 | 0/0 | 0 | 0 | 0 | 0 | 0 | |
| @MIN 11/19 | | 0 | 0/0 | 0/0 | 0 | 0 | 0 | 0 | 0 | |
| NO 11/26 | | 0 | 0/0 | 0/0 | 0 | 0 | 0 | 0 | 0 | |
| @ARI 12/2 | | 0 | 0/0 | 0/0 | 0 | 0 | 0 | 0 | 0 | |
| PHI 12/10 | | 0 | 0/0 | 0/0 | 0 | 0 | 0 | 0 | 0 | |
| @SEA 12/17 | | 0 | 0/0 | 0/0 | 0 | 0 | 0 | 0 | 0 | |
| @TEN 12/24 | | 0 | 0/0 | 0/0 | 0 | 0 | 0 | 0 | 0 | |
| SF 12/31 | | 0 | 0/0 | 0/0 | 0 | 0 | 0 | 0 | 0 | |
| TOTALS | 1-0 | 14 | 5/5 | 3/3 | 0 | 0 | 1 | 1 | 1 | 50, 35, 44 |

2016 LOS ANGELES RAMS

| Game | W/L | Pts | XP/XPA | FG/FGA | 1-19 | 20-29 | 30-39 | 40-49 | 50+ | Kick-By-Kick |
|---------------|-------------|-----------|--------------|--------------|------------|------------|------------|------------|------------|----------------|
| @SF 9/12 | L | 0 | 0/0 | 0/0 | 0/0 | 0/0 | 0/0 | 0/0 | 0/0 | |
| SEA 9/18 | W | 9 | 0/0 | 3/3 | 0/0 | 1/1 | 1/1 | 1/1 | 0/0 | 39, 28, 47 |
| @TB 9/25 | W | 7 | 4/4 | 1/1 | 0/0 | 0/0 | 0/0 | 0/0 | 1/1 | 53 |
| @ARI 10/2 | W | 5 | 2/2 | 1/1 | 0/0 | 1/1 | 0/0 | 0/0 | 0/0 | 29 |
| BUF 10/9 | L | 13 | 1/1 | 4/4 | 0/0 | 1/1 | 2/2 | 0/0 | 1/1 | 37, 32, 54, 22 |
| @DET 10/16 | L | 4 | 4/4 | 0/0 | 0/0 | 0/0 | 0/0 | 0/0 | 0/0 | |
| NYG 10/23 | L | 4 | 1/1 | 1/1 | 0/0 | 0/0 | 1/1 | 0/0 | 0/0 | 36 |
| CAR 11/6 | L | 4 | 1/1 | 1/3 | 0/0 | 1/1 | 0/0 | 0/0 | 0/2 | 55WR, 55WR, 25 |
| @NYJ 11/13 | W | 9 | 0/0 | 3/3 | 0/0 | 1/1 | 2/2 | 0/0 | 0/0 | 20, 38, 34 |
| MIA 11/20 | L | 4 | 1/1 | 1/2 | 0/0 | 0/0 | 0/0 | 1/2 | 0/0 | 46, 48LU |
| @NO 11/27 | L | 3 | 3/3 | 0/0 | 0/0 | 0/0 | 0/0 | 0/0 | 0/0 | |
| @NE 12/4 | L | 4 | 1/1 | 1/1 | 0/0 | 0/0 | 0/0 | 1/1 | 0/0 | 44 |
| ATL 12/11 | L | 2 | 2/2 | 0/0 | 0/0 | 0/0 | 0/0 | 0/0 | 0/0 | |
| @SEA 12/15 | L | 3 | 0/0 | 1/1 | 0/0 | 0/0 | 1/1 | 0/0 | 0/0 | 36 |
| SF 12/24 | L | 3 | 3/3 | 0/0 | 0/0 | 0/0 | 0/0 | 0/0 | 0/0 | |
| ARI 1/1/17 | L | 6 | 0/0 | 2/2 | 0/0 | 0/0 | 2/2 | 0/0 | 0/0 | 37, 36 |
| TOTALS | 4-12 | 80 | 23/23 | 19/22 | 0/0 | 5/5 | 9/9 | 3/4 | 2/4 | |

2015 ST. LOUIS RAMS

| Game | W/L | Pts | XP/XPA | FG/FGA | 1-19 | 20-29 | 30-39 | 40-49 | 50+ | Kick-By-Kick |
|--------------|------------|-----------|--------------|--------------|------------|------------|-------------|------------|------------|-----------------------|
| SEA 9/13 | W | 10 | 4/4 | 2/2 | 0/0 | 0/0 | 2/2 | 0/0 | 0/0 | 33, 37 |
| @WAS 9/20 | L | 4 | 1/1 | 1/1 | 0/0 | 0/0 | 0/0 | 0/0 | 1/1 | 52 |
| PIT 9/27 | L | 6 | 0/0 | 2/2 | 0/0 | 1/1 | 0/0 | 1/1 | 0/0 | 49, 27 |
| @ARI 10/4 | W | 6 | 3/3 | 1/1 | 0/0 | 0/0 | 1/1 | 0/0 | 0/0 | 30 |
| @GB 10/11 | L | 4 | 1/1 | 1/4 | 0/0 | 0/0 | 0/0 | 1/1 | 0/3 | 42, 50B, 53WL, 63WL |
| CLE 10/25 | W | 6 | 3/3 | 1/3 | 0/0 | 0/0 | 1/2 | 0/0 | 0/1 | 39, 63WR, 35WR |
| SF 11/1 | W | 5 | 2/2 | 1/2 | 0/0 | 0/0 | 1/1 | 0/1 | 0/0 | 38, 40B |
| @MIN 11/8 | L | 12 | 0/0 | 4/5 | 0/0 | 0/0 | 1/1 | 1/2 | 2/2 | 61, 35, 45, 48WR, 53 |
| CHI 11/15 | L | 7 | 1/1 | 2/2 | 0/0 | 1/1 | 1/1 | 0/0 | 0/0 | 26, 38 |
| @BAL 11/22 | L | 1 | 1/2 | 0/0 | 0/0 | 0/0 | 0/0 | 0/0 | 0/1 | 52WR |
| @CIN 11/29 | L | | | | Inactive | | | | | |
| ARI 12/6 | W | | | | Inactive | | | | | |
| DET 12/13 | W | 3 | 3/3 | 0/0 | 0/0 | 0/0 | 0/0 | 0/0 | 0/0 | 0/0 |
| TB 12/17 | W | 7 | 4/4 | 1/1 | 1/1 | 0/0 | 0/0 | 0/0 | 0/0 | 19 |
| @SEA 12/27 | W | 5 | 2/3 | 1/1 | 0/0 | 0/0 | 0/0 | 1/1 | 0/0 | 42 |
| @SF 1/3/16 | L | 10 | 1/1 | 3/5 | 0/0 | 0/0 | 2/2 | 1/2 | 0/1 | 33, 32, 44, 52WR, 48B |
| TOTAL | 7-9 | 71 | 23/24 | 20/30 | 1/1 | 2/2 | 9/10 | 5/8 | 3/9 | |

2014 ST. LOUIS RAMS

| Game | W/L | Pts | XP/XPA | FG/FGA | 1-19 | 20-29 | 30-39 | 40-49 | 50+ | Kick-By-Kick |
|--------------|-------------|------------|--------------|--------------|------------|------------|--------------|------------|------------|--------------------|
| MIN 9/8 | L | 6 | 0/0 | 2/3 | 0/0 | 0/0 | 0/0 | 1/1 | 1/2 | 50WL, 56, 46 |
| @TB 9/14 | W | 13 | 1/1 | 4/4 | 0/0 | 0/0 | 3/3 | 1/1 | 0/0 | 36, 35, 46, 38 |
| DAL 9/21 | L | 7 | 4/4 | 1/1 | 0/0 | 1/1 | 0/0 | 0/0 | 0/0 | 28 |
| @PHI 10/5 | L | 4 | 4/4 | 0/0 | 0/0 | 0/0 | 0/0 | 0/0 | 0/0 | |
| SF 10/13 | L | 5 | 2/2 | 1/1 | 0/0 | 0/0 | 1/1 | 0/0 | 0/0 | 38 |
| SEA 10/19 | W | 4 | 4/4 | 0/1 | 0/0 | 0/0 | 0/0 | 0/0 | 0/1 | 52 |
| @KC 10/26 | L | 1 | 1/1 | 0/1 | 0/0 | 0/0 | 0/1 | 0/0 | 0/0 | 38WR |
| @SF 11/2 | W | 7 | 1/1 | 2/2 | 0/0 | 0/0 | 2/2 | 0/0 | 0/0 | 37, 39 |
| @ARI 11/9 | L | 2 | 2/2 | 0/0 | 0/0 | 0/0 | 0/0 | 0/0 | 0/0 | |
| DEN 11/16 | W | 16 | 1/1 | 5/5 | 0/0 | 2/2 | 1/1 | 0/0 | 2/2 | 37, 29, 22, 55, 53 |
| @SD 11/23 | L | 6 | 3/3 | 1/2 | 0/0 | 1/1 | 0/0 | 0/1 | 0/0 | 22, 46B |
| OAK 11/30 | W | 10 | 7/7 | 1/1 | 0/0 | 0/0 | 1/1 | 0/0 | 0/0 | 38 |
| @WAS 12/7 | W | 4 | 1/2 | 1/3 | 0/0 | 0/1 | 1/2 | 0/0 | 0/0 | 28WR, 38WR, 34 |
| ARI 12/11 | L | 6 | 0/0 | 2/2 | 1/1 | 1/1 | 0/0 | 0/0 | 0/0 | 24, 19 |
| NYG 10/21 | L | 9 | 3/3 | 2/2 | 0/0 | 1/1 | 0/0 | 0/0 | 1/1 | 51, 20 |
| @SEA 10/28 | L | 6 | 0/0 | 2/2 | 0/0 | 0/0 | 1/1 | 0/0 | 1/1 | 33, 52 |
| TOTAL | 6-10 | 106 | 34/35 | 24/30 | 1/1 | 6/7 | 10/12 | 2/3 | 5/7 | |

GREG ZUERLEIN GAME-BY-GAME STATISTICS CONTINUED

2013 ST. LOUIS RAMS

| Game | W/L | Pts | XP/XPA | FG/FGA | 1-19 | 20-29 | 30-39 | 40-49 | 50+ | Kick-By-Kick |
|--------------|------------|------------|--------------|--------------|------------|------------|--------------|------------|------------|------------------|
| ARI 9/9 | W | 13 | 1/1 | 4/4 | 0/0 | 1/1 | 2/2 | 1/1 | 0/0 | 36, 25, 38, 48 |
| @ATL 9/15 | L | 6 | 3/3 | 1/1 | 0/0 | 1/1 | 0/0 | 0/0 | 0/0 | 29 |
| @DAL 9/22 | L | 1 | 1/1 | 0/0 | 0/0 | 0/0 | 0/0 | 0/0 | 0/0 | |
| SF 9/26 | L | 3 | 0/0 | 1/1 | 0/0 | 0/0 | 0/0 | 1/1 | 0/0 | 40 |
| JAC 10/6 | W | 10 | 4/4 | 2/2 | 0/0 | 0/0 | 2/2 | 0/0 | 0/0 | 32, 37 |
| @HOU 10/13 | W | 8 | 5/5 | 1/1 | 0/0 | 0/0 | 0/0 | 1/1 | 0/0 | 42 |
| @CAR 10/20 | L | 7 | 1/1 | 2/2 | 0/0 | 1/1 | 0/0 | 1/1 | 0/0 | 28, 42 |
| SEA 10/28 | L | 9 | 0/0 | 3/4 | 0/0 | 2/2 | 1/1 | 0/0 | 0/1 | 33, 28, 27, 50WR |
| TEN 11/3 | L | 3 | 3/3 | 0/1 | 0/0 | 0/0 | 0/0 | 0/1 | 0/0 | 44WR |
| @IND 11/10 | W | 8 | 5/5 | 1/1 | 0/0 | 0/0 | 1/1 | 0/0 | 0/0 | 32 |
| CHI 11/24 | W | 10 | 4/4 | 2/2 | 0/0 | 1/1 | 0/0 | 1/1 | 0/0 | 29, 40 |
| @SF 12/1 | L | 7 | 1/1 | 2/2 | 0/0 | 0/0 | 1/1 | 1/1 | 0/0 | 43, 34 |
| @ARI 12/8 | L | 4 | 1/1 | 1/1 | 0/0 | 0/0 | 0/0 | 1/1 | 0/0 | 44 |
| NO 12/15 | W | 9 | 3/3 | 2/2 | 0/0 | 0/0 | 2/2 | 0/0 | 0/0 | 31, 35 |
| TB 10/22 | W | 11 | 2/2 | 3/3 | 0/0 | 1/1 | 0/0 | 1/1 | 1/1 | 54, 25, 48 |
| @SEA 10/29 | L | 3 | 0/0 | 1/1 | 0/0 | 0/0 | 1/1 | 0/0 | 0/0 | 36 |
| TOTAL | 7-9 | 112 | 34/34 | 26/28 | 0/0 | 7/7 | 10/10 | 8/9 | 1/2 | |

2012 ST. LOUIS RAMS

| Game | W/L | Pts | XP/XPA | FG/FGA | 1-19 | 20-29 | 30-39 | 40-49 | 50+ | Kick-By-Kick |
|--------------|--------------|-----------|--------------|--------------|------------|------------|------------|------------|-------------|--------------------------|
| @DET 9/9 | L | 11 | 2/2 | 3/3 | 0/0 | 1/1 | 0/0 | 2/2 | 0/0 | 48, 29, 46 |
| WAS 9/16 | W | 11 | 2/2 | 3/3 | 0/0 | 0/0 | 2/2 | 1/1 | 0/0 | 9, 33, 42 |
| @CHI 9/23 | L | 6 | 0/0 | 2/2 | 0/0 | 0/0 | 0/0 | 1/1 | 1/1 | 56, 46 |
| SEA 9/30 | W | 13 | 1/1 | 4/4 | 0/0 | 1/1 | 0/0 | 1/1 | 2/2 | 58, 48, 60, 24 |
| ARI 10/4 | W | 5 | 2/2 | 1/1 | 0/0 | 0/0 | 0/0 | 0/0 | 1/1 | 53 |
| @MIA 10/14 | L | 6 | 0/0 | 2/5 | 0/0 | 0/0 | 1/2 | 1/1 | 0/2 | 48, 32, 52WL, 37WL, 66WL |
| GB 10/21 | L | 8 | 2/2 | 2/2 | 0/0 | 0/0 | 0/0 | 1/1 | 1/1 | 50, 43 |
| NE 10/28 | L | 1 | 1/1 | 0/0 | 0/0 | 0/0 | 0/0 | 0/0 | 0/0 | |
| @SF 11/11 | T | 6 | 3/3 | 1/2 | 0/0 | 1/1 | 0/0 | 0/0 | 0/1 | 27, 58WR |
| NYJ 11/18 | L | 1 | 1/1 | 0/0 | 0/0 | 0/0 | 0/0 | 0/0 | 0/0 | |
| @ARI 11/25 | W | 7 | 4/4 | 1/2 | 1/1 | 0/0 | 0/1 | 0/0 | 0/0 | 35WL, 19 |
| SF 12/2 | W | 6 | 0/0 | 2/3 | 0/0 | 0/0 | 0/0 | 0/0 | 2/3 | 58WR, 53, 54 |
| @BUF 12/9 | W | 1 | 1/1 | 0/0 | 0/0 | 0/0 | 0/0 | 0/0 | 0/0 | |
| MIN 12/16 | L | 2 | 2/2 | 0/0 | 0/0 | 0/0 | 0/0 | 0/0 | 0/1 | 57WR |
| @TB 12/23 | W | 4 | 4/4 | 0/0 | 0/0 | 0/0 | 0/0 | 0/0 | 0/0 | |
| @SEA 12/30 | L | 7 | 1/1 | 2/3 | 0/0 | 1/1 | 1/1 | 0/0 | 0/1 | 51WR, 39, 25 |
| TOTAL | 7-8-1 | 95 | 26/26 | 23/31 | 1/1 | 4/4 | 4/6 | 7/7 | 7/13 | |



25 | LANCE DUNBAR

| | |
|-------------|---------------------|
| Position: | Running Back |
| Ht./Wt. | 5-8/187 |
| Birth Date: | 1/25/90 |
| College: | North Texas |
| Hometown: | New Orleans, La. |
| Experience: | 6th year (1st Rams) |
| Acquired: | FA-2017 |

Career GP/GS (Playoffs): 54/0 (0/0)



TRANSACTIONS: Signed by the Rams as a free agent (3/16/17)...re-signed with Dallas (3/18/16)...re-signed with the Cowboys (4/21/15)...added to Dallas' active roster from the practice squad (10/8/12)...added to the Cowboys' practice squad (9/1/12)...released by Dallas (8/31/12)...originally entered the NFL as an undrafted free agent signed by the Dallas Cowboys (4/30/12).

PRO: Sixth-year running back joins the Rams after spending the first five seasons of his career with the Cowboys...has 68 receptions for 646 yards in addition to 94 rushes for 422 yards and one touchdown...also played a prominent role on special teams, returning 23 kickoffs, totaling 513 yards.

2016 SEASON: Played in 13 games, scored his first career rushing touchdown...**at Washington (9/18):** Caught two passes for 26 yards...**vs. Chicago (9/25):** Recorded his first career touchdown on a 1-yard rush.

2015 SEASON: Was limited to just four games while dealing with a knee injury...had five rushes for 67 yards and 21 receptions for 215 yards...**vs. New York Giants (9/13):** Led the team with eight receptions for 70 yards...**vs. Atlanta (9/27):** Recorded a career-high 10 catches and a career-best 100 receiving yards, leading the team in both categories.

2014 SEASON: Played in all 16 games as a reserve running back, playing a large on special teams, accumulating four special teams tackles...**at Seattle (10/12):** Hauled in four passes for 48 yards, with a long of 21 yards.

2013 SEASON: Saw action in nine games before being placed on injured reserve following Week 13...**at New York Giants (11/24):** Rushed three times for 20 yards in addition to two catches for 26 yards, with a career-long 17 yard reception...**vs. Oakland (11/28):** Set career highs with 12 rushes for a team-leading 82 yards with a long rush of 45 yards.

2012 SEASON: Played in 12 games after being activated from the practice squad prior to Week 5...recorded 10 special teams tackles while also seeing time as a reserve on offense...**vs. New York Giants (10/28):** Returned six kickoffs for a 143 yards, including a long of 44 yards.

COLLEGE: Finished his career as North Texas' all-time leading rusher...set the North Texas single-game record as a senior, rushing for 313 yards against Middle Tennessee State (12/3/11)...finished his senior season with 1,115 rushing yards and 10 rushing touchdowns...as a junior, set the school's single-season record with 1,885 all-purpose yards...his 1,553 rushing yards were eighth in the NCAA...named honorable mention All-America by *Sports Illustrated* following his sophomore season after accumulating 19 total touchdowns.

PERSONAL: Rushed for over 1,200 yards as a senior at Haltom High School in Haltom City, Texas...also lettered in track at Haltom High...began his high school career in at De LaSalle High School in New Orleans, where he rushed for more than 1,000 yards and eight touchdowns as a sophomore.

LANCE DUNBAR NFL STATISTICS

REGULAR SEASON

| Year | Team | Receiving | | | | | | Rushing | | | | | TD |
|---------------|--------|-------------|-----------|------------|------------|-----------|----------|-----------|------------|------------|-----------|----------|----|
| | | G/S | No | Yds | Avg | Lg | TD | Att | Yds | Avg | Lg | | |
| 2012 | Dallas | 12/0 | 6 | 33 | 5.5 | 14 | 0 | 21 | 75 | 3.6 | 18 | 0 | |
| 2013 | Dallas | 9/0 | 7 | 59 | 8.4 | 17 | 0 | 30 | 150 | 5.0 | 45 | 0 | |
| 2014 | Dallas | 16/0 | 18 | 217 | 12.1 | 40 | 0 | 29 | 99 | 3.4 | 14 | 0 | |
| 2015 | Dallas | 4/0 | 21 | 215 | 10.2 | 39 | 0 | 5 | 67 | 13.4 | 45 | 0 | |
| 2016 | Dallas | 13/0 | 16 | 122 | 7.6 | 16 | 0 | 9 | 31 | 3.4 | 10 | 1 | |
| TOTALS | | 54/0 | 68 | 646 | 9.5 | 40 | 0 | 94 | 422 | 4.5 | 45 | 1 | |

| Year | Team | Punt Returns | | | | Kickoff Returns | | | | | |
|---------------|--------|--------------|----------|------------|----------|-----------------|-----------|------------|-------------|-----------|----------|
| | | No | Yds | Avg | Lg | TD | Att | Yds | Avg | Lg | TD |
| 2012 | Dallas | 0 | 0 | 0.0 | 0 | 0 | 12 | 261 | 21.8 | 44 | 0 |
| 2013 | Dallas | 0 | 0 | 0.0 | 0 | 0 | 1 | 28 | 28.0 | 28 | 0 |
| 2014 | Dallas | 0 | 0 | 0.0 | 0 | 0 | 2 | 46 | 23.0 | 28 | 0 |
| 2015 | Dallas | 1 | 4 | 4.0 | 4 | 0 | 6 | 146 | 24.3 | 32 | 0 |
| 2016 | Dallas | 0 | 0 | 0.0 | 0 | 0 | 2 | 32 | 16.0 | 16 | 0 |
| TOTALS | | 1 | 4 | 4.0 | 0 | 0 | 23 | 513 | 22.3 | 44 | 0 |

ADDITIONAL CAREER STATISTICS: Special Teams Tackles: 2014 (4), 2012 (10), TOTAL: 14.

SINGLE GAME HIGHS

Rushing Attempts – 12, vs. Oakland (11/28/13)

Rushing Yards – 82, vs. Oakland (11/28/13)

Long– 45, twice, last at New Orleans (10/4/15)

Touchdowns – 1, vs. Chicago (9/25/16)

LANCE DUNBAR GAME-BY-GAME STATISTICS

2016 DALLAS COWBOYS

| Game | W/L | Receiving | | | | | | Rushing | | | | | | Returns | | | | | | | | |
|---------------|-------------|-------------|-----------|------------|------------|-----------|----------|----------|-----------|------------|-----------|----------|----------|----------|----------|----------|----------|----------|-----------|-------------|-----------|----------|
| | | G/S | No | Yds | Avg | Lg | TD | Att | Yds | Avg | Lg | TD | PR | FC | YDS | LG | TD | KR | YDS | AVG | LG | TD |
| NYG 9/11 | L | 1/0 | 1 | 16 | 16.0 | 16 | 0 | 0 | 0 | 0.0 | 0 | 0 | 0 | 0 | 0 | 0 | 0 | 0 | 0 | 0.0 | 0 | 0 |
| @WAS 9/18 | W | 1/0 | 2 | 26 | 13.0 | 16 | 0 | 3 | 6 | 2.0 | 4 | 0 | 0 | 0 | 0 | 0 | 0 | 0 | 0 | 0.0 | 0 | 0 |
| CHI 9/25 | W | 1/0 | 0 | 0 | 0.0 | 0 | 0 | 1 | 1 | 1.0 | 1t | 1 | 0 | 0 | 0 | 0 | 0 | 0 | 0 | 0.0 | 0 | 0 |
| @SF 10/2 | W | 1/0 | 2 | 14 | 7.0 | 9 | 0 | 1 | 2 | 2.0 | 2 | 0 | 0 | 0 | 0 | 0 | 0 | 0 | 0 | 0.0 | 0 | 0 |
| CIN 10/9 | W | 0/0 | | | | | | | | | | Inactive | | | | | | | | | | |
| @GB 10/16 | W | 0/0 | | | | | | | | | | Inactive | | | | | | | | | | |
| PHI 10/30 | W | 0/0 | | | | | | | | | | Inactive | | | | | | | | | | |
| @CLE 11/6 | W | 1/0 | 0 | 0 | 0.0 | 0 | 0 | 0 | 0 | 0.0 | 0 | 0 | 0 | 0 | 0 | 0 | 0 | 0 | 0 | 0.0 | 0 | 0 |
| @PIT 11/13 | W | 1/0 | 0 | 0 | 0.0 | 0 | 0 | 0 | 0 | 0.0 | 0 | 0 | 0 | 0 | 0 | 0 | 0 | 0 | 0 | 0.0 | 0 | 0 |
| BAL 11/20 | W | 1/0 | 2 | 14 | 7.0 | 8 | 0 | 1 | 2 | 2.0 | 2 | 0 | 0 | 0 | 0 | 0 | 0 | 0 | 0 | 0.0 | 0 | 0 |
| WAS 11/24 | W | 1/0 | 1 | 1 | 1.0 | 1 | 0 | 0 | 0 | 0.0 | 0 | 0 | 0 | 0 | 0 | 0 | 0 | 0 | 0 | 0.0 | 0 | 0 |
| @MIN 12/1 | W | 1/0 | 0 | 0 | 0.0 | 0 | 0 | 0 | 0 | 0.0 | 0 | 0 | 0 | 0 | 0 | 0 | 0 | 1 | 16 | 16.0 | 16 | 0 |
| @NYG 12/11 | L | 1/0 | 3 | 12 | 4.0 | 4 | 0 | 0 | 0 | 0.0 | 0 | 0 | 0 | 0 | 0 | 0 | 0 | 1 | 16 | 16.0 | 16 | 0 |
| TB 12/18 | W | 1/0 | 2 | 20 | 10.0 | 15 | 0 | 0 | 0 | 0.0 | 0 | 0 | 0 | 0 | 0 | 0 | 0 | 0 | 0 | 0.0 | 0 | 0 |
| DET 12/26 | W | 1/0 | 0 | 0 | 0.0 | 0 | 0 | 0 | 0 | 0.0 | 0 | 0 | 0 | 0 | 0 | 0 | 0 | 0 | 0 | 0.0 | 0 | 0 |
| @PHI 1/1/17 | L | 1/0 | 3 | 19 | 6.3 | 9 | 0 | 3 | 20 | 6.7 | 10 | 0 | 0 | 0 | 0 | 0 | 0 | 0 | 0 | 0.0 | 0 | 0 |
| TOTALS | 13-3 | 13/0 | 16 | 122 | 7.6 | 16 | 0 | 9 | 31 | 3.4 | 10 | 1 | 0 | 0 | 0 | 0 | 0 | 2 | 32 | 16.0 | 16 | 0 |

2015 DALLAS COWBOYS

| Game | W/L | Receiving | | | | | | Rushing | | | | | | Returns | | | | | | | | |
|--------------|-------------|------------|-----------|------------|-------------|-----------|----------|----------|-----------|-------------|-----------|----------|----------|----------|----------|----------|----------|----------|------------|-------------|-----------|----------|
| | | G/S | No | Yds | Avg | Lg | TD | Att | Yds | Avg | Lg | TD | PR | FC | YDS | LG | TD | KR | YDS | AVG | LG | TD |
| NYG 9/13 | W | 1/0 | 8 | 70 | 8.8 | 24 | 0 | 0 | 0 | 0.0 | 0 | 0 | 0 | 0 | 0 | 0 | 0 | 3 | 70 | 23.3 | 32 | 0 |
| @PHI 9/20 | W | 1/0 | 3 | 45 | 15.0 | 39 | 0 | 1 | 8 | 8.0 | 8 | 0 | 0 | 0 | 0 | 0 | 0 | 1 | 31 | 31.0 | 31 | 0 |
| ATL 9/27 | L | 1/0 | 10 | 100 | 10.0 | 22 | 0 | 1 | 5 | 5.0 | 5 | 0 | 1 | 0 | 4 | 4 | 0 | 1 | 28 | 28.0 | 28 | 0 |
| @NO 10/4 | L | 1/0 | 0 | 0 | 0.0 | 0 | 0 | 3 | 54 | 18.0 | 45 | 0 | 0 | 0 | 0 | 0 | 0 | 1 | 17 | 17.0 | 17 | 0 |
| NE 10/11 | L | 0/0 | | | | | | | | | | Inactive | | | | | | | | | | |
| @NYG 10/25 | L | 0/0 | | | | | | | | | | Inactive | | | | | | | | | | |
| SEA 11/1 | L | 0/0 | | | | | | | | | | Inactive | | | | | | | | | | |
| PHI 11/8 | L | 0/0 | | | | | | | | | | Inactive | | | | | | | | | | |
| @TB 11/15 | L | 0/0 | | | | | | | | | | Inactive | | | | | | | | | | |
| @MIA 11/22 | W | 0/0 | | | | | | | | | | Inactive | | | | | | | | | | |
| CAR 11/26 | L | 0/0 | | | | | | | | | | Inactive | | | | | | | | | | |
| @WAS 12/7 | W | 0/0 | | | | | | | | | | Inactive | | | | | | | | | | |
| @GB 12/13 | L | 0/0 | | | | | | | | | | Inactive | | | | | | | | | | |
| NYJ 12/19 | L | 0/0 | | | | | | | | | | Inactive | | | | | | | | | | |
| @BUF 12/27 | L | 0/0 | | | | | | | | | | Inactive | | | | | | | | | | |
| WAS 1/3/16 | L | 0/0 | | | | | | | | | | Inactive | | | | | | | | | | |
| TOTAL | 4-12 | 4/0 | 21 | 215 | 10.2 | 39 | 0 | 5 | 67 | 13.4 | 45 | 0 | 1 | 0 | 4 | 4 | 0 | 6 | 146 | 24.3 | 32 | 0 |

LANCE DUNBAR GAME-BY-GAME STATISTICS CONTINUED

| 2014 DALLAS COWBOYS | | | | | | | | | | | | | | | | | | | | | | |
|---------------------|------|-----------|----|-----|------|---------|----|-----|-----|------|----|---------|----|----|-----|----|----|----|-----|------|----|----|
| Game | W/L | Receiving | | | | Rushing | | | | | | Returns | | | | | | | | | | |
| | | G/S | No | Yds | Avg | Lg | TD | Att | Yds | Avg | Lg | TD | PR | FC | YDS | LG | TD | KR | YDS | AVG | LG | TD |
| SF 9/7 | L | 1/0 | 3 | 21 | 7.0 | 11 | 0 | 0 | 0 | 0.0 | 0 | 0 | 0 | 0 | 0 | 0 | 0 | 0 | 0 | 0.0 | 0 | 0 |
| @TEN 9/14 | W | 1/0 | 0 | 0 | 0.0 | 0 | 0 | 11 | 27 | 2.5 | 7 | 0 | 0 | 0 | 0 | 0 | 0 | 0 | 0 | 0.0 | 0 | 0 |
| @STL 9/21 | W | 1/0 | 0 | 0 | 0.0 | 0 | 0 | 0 | 0 | 0.0 | 0 | 0 | 0 | 0 | 0 | 0 | 0 | 0 | 0 | 0.0 | 0 | 0 |
| NO 9/28 | W | 1/0 | 2 | 36 | 18.0 | 24 | 0 | 0 | 0 | 0.0 | 0 | 0 | 0 | 0 | 0 | 0 | 0 | 0 | 0 | 0.0 | 0 | 0 |
| HOU 10/5 | W | 1/0 | 0 | 0 | 0.0 | 0 | 0 | 0 | 0 | 0.0 | 0 | 0 | 0 | 0 | 0 | 0 | 0 | 0 | 0 | 0.0 | 0 | 0 |
| @SEA 10/12 | W | 1/0 | 4 | 48 | 12.0 | 21 | 0 | 1 | -4 | -4.0 | -4 | 0 | 0 | 0 | 0 | 0 | 0 | 0 | 0 | 0.0 | 0 | 0 |
| NYG 10/19 | W | 1/0 | 0 | 0 | 0.0 | 0 | 0 | 3 | 16 | 5.3 | 13 | 0 | 0 | 0 | 0 | 0 | 0 | 0 | 0 | 0.0 | 0 | 0 |
| WAS 10/27 | L | 1/0 | 1 | 11 | 11.0 | 11 | 0 | 1 | 6 | 6.0 | 6 | 0 | 0 | 0 | 0 | 0 | 0 | 0 | 0 | 0.0 | 0 | 0 |
| ARI 11/2 | L | 1/0 | 2 | 52 | 26.0 | 40 | 0 | 3 | 9 | 3.0 | 6 | 0 | 0 | 0 | 0 | 0 | 0 | 0 | 0 | 0.0 | 0 | 0 |
| @JAX 11/9 | W | 1/0 | 2 | 7 | 3.5 | 4 | 0 | 0 | 0 | 0.0 | 0 | 0 | 0 | 0 | 0 | 0 | 0 | 0 | 0 | 0.0 | 0 | 0 |
| @NYG 11/23 | W | 1/0 | 1 | 26 | 26.0 | 26 | 0 | 0 | 0 | 0.0 | 0 | 0 | 0 | 0 | 0 | 0 | 0 | 0 | 0 | 0.0 | 0 | 0 |
| PHI 11/27 | L | 1/0 | 0 | 0 | 0.0 | 0 | 0 | 2 | 15 | 7.5 | 14 | 0 | 0 | 0 | 0 | 0 | 0 | 2 | 46 | 23.0 | 28 | 0 |
| @CHI 12/4 | W | 1/0 | 0 | 0 | 0.0 | 0 | 0 | 0 | 0 | 0.0 | 0 | 0 | 0 | 0 | 0 | 0 | 0 | 0 | 0 | 0.0 | 0 | 0 |
| @PHI 12/14 | W | 1/0 | 1 | 6 | 6.0 | 6 | 0 | 5 | 22 | 4.4 | 7 | 0 | 0 | 0 | 0 | 0 | 0 | 0 | 0 | 0.0 | 0 | 0 |
| IND 12/21 | W | 1/0 | 2 | 10 | 5.0 | 14 | 0 | 2 | 4 | 2.0 | 5 | 0 | 0 | 0 | 0 | 0 | 0 | 0 | 0 | 0.0 | 0 | 0 |
| @WAS 12/28 | W | 1/0 | 0 | 0 | 0.0 | 0 | 0 | 1 | 4 | 4.0 | 4 | 0 | 0 | 0 | 0 | 0 | 0 | 0 | 0 | 0.0 | 0 | 0 |
| TOTALS | 12-4 | 16/0 | 18 | 217 | 12.1 | 40 | 0 | 29 | 99 | 3.4 | 14 | 0 | 0 | 0 | 0 | 0 | 0 | 2 | 36 | 23.0 | 28 | 0 |
| POSTSEASON | | | | | | | | | | | | | | | | | | | | | | |
| DET 1/4/15 | W | 1/0 | 0 | 0 | 0.0 | 0 | 0 | 0 | 0 | 0.0 | 0 | 0 | 0 | 0 | 0 | 0 | 0 | 1 | 10 | 10.0 | 10 | 0 |
| @GB 1/11/15 | L | 1/0 | 0 | 0 | 0.0 | 0 | 0 | 0 | 0 | 0.0 | 0 | 0 | 0 | 0 | 0 | 0 | 0 | 0 | 0 | 0.0 | 0 | 0 |
| TOTALS | 1-1 | 2/0 | 0 | 0 | 0.0 | 0 | 0 | 0 | 0 | 0.0 | 0 | 0 | 0 | 0 | 0 | 0 | 0 | 1 | 10 | 10.0 | 10 | 0 |

| 2013 DALLAS COWBOYS | | | | | | | | | | | | | | | | | | | | | | | |
|---------------------|-----|-----------|----|-----|------|---------|----|-----|-----|------|----|----------|----|----|-----|----|----|----|-----|------|----|----|--|
| Game | W/L | Receiving | | | | Rushing | | | | | | Returns | | | | | | | | | | | |
| | | G/S | No | Yds | Avg | Lg | TD | Att | Yds | Avg | Lg | TD | PR | FC | YDS | LG | TD | KR | YDS | AVG | LG | TD | |
| NYG 9/8 | W | 0/0 | | | | | | | | | | Inactive | | | | | | | | | | | |
| @KC 9/15 | L | 1/0 | 1 | 4 | 4.0 | 4 | 0 | 1 | 12 | 12.0 | 12 | 0 | 0 | 0 | 0 | 0 | 0 | 0 | 0 | 0.0 | 0 | 0 | |
| STL 9/22 | W | 1/0 | 0 | 0 | 0.0 | 0 | 0 | 5 | 19 | 3.8 | 8 | 0 | 0 | 0 | 0 | 0 | 0 | 0 | 0 | 0.0 | 0 | 0 | |
| @SD 9/29 | L | 1/0 | 0 | 0 | 0.0 | 0 | 0 | 1 | 7 | 7.0 | 7 | 0 | 0 | 0 | 0 | 0 | 0 | 0 | 0 | 0.0 | 0 | 0 | |
| DEN 10/6 | L | 1/0 | 0 | 0 | 0.0 | 0 | 0 | 0 | 0 | 0.0 | 0 | 0 | 0 | 0 | 0 | 0 | 0 | 1 | 28 | 28.0 | 28 | 0 | |
| WAS 10/13 | W | 0/0 | | | | | | | | | | Inactive | | | | | | | | | | | |
| @PHI 10/20 | W | 0/0 | | | | | | | | | | Inactive | | | | | | | | | | | |
| @DET 10/27 | L | 1/0 | 0 | 0 | 0.0 | 0 | 0 | 5 | 16 | 3.2 | 6 | 0 | 0 | 0 | 0 | 0 | 0 | 0 | 0 | 0.0 | 0 | 0 | |
| MIN 11/3 | W | 1/0 | 3 | 17 | 5.7 | 8 | 0 | 3 | -6 | -2.0 | 2 | 0 | 0 | 0 | 0 | 0 | 0 | 0 | 0 | 0.0 | 0 | 0 | |
| @NO 11/10 | L | 1/0 | 0 | 0 | 0.0 | 0 | 0 | 0 | 0 | 0.0 | 0 | 0 | 0 | 0 | 0 | 0 | 0 | 0 | 0 | 0.0 | 0 | 0 | |
| @NYG 11/24 | W | 1/0 | 2 | 26 | 13.0 | 17 | 0 | 3 | 20 | 6.7 | 18 | 0 | 0 | 0 | 0 | 0 | 0 | 0 | 0 | 0.0 | 0 | 0 | |
| OAK 11/28 | W | 1/0 | 1 | 12 | 12.0 | 12 | 0 | 12 | 82 | 6.8 | 45 | 0 | 0 | 0 | 0 | 0 | 0 | 0 | 0 | 0.0 | 0 | 0 | |
| @CHI 12/9 | L | 0/0 | | | | | | | | | | Inactive | | | | | | | | | | | |
| GB 12/15 | L | 0/0 | | | | | | | | | | Inactive | | | | | | | | | | | |
| @WAS 12/22 | W | 0/0 | | | | | | | | | | Inactive | | | | | | | | | | | |
| PHI 12/29 | L | 0/0 | | | | | | | | | | Inactive | | | | | | | | | | | |
| TOTAL | 8-8 | 9/0 | 7 | 59 | 8.4 | 17 | 0 | 30 | 150 | 5.0 | 45 | 0 | 0 | 0 | 0 | 0 | 0 | 1 | 28 | 28.0 | 28 | 0 | |

| 2012 DALLAS COWBOYS | | | | | | | | | | | | | | | | | | | | | | | |
|---------------------|-----|-----------|----|-----|-----|---------|----|-----|-----|------|----|----------------|----|----|-----|----|----|----|-----|------|----|----|--|
| Game | W/L | Receiving | | | | Rushing | | | | | | Returns | | | | | | | | | | | |
| | | G/S | No | Yds | Avg | Lg | TD | Att | Yds | Avg | Lg | TD | PR | FC | YDS | LG | TD | KR | YDS | AVG | LG | TD | |
| @NYG 9/5 | W | 0/0 | | | | | | | | | | Practice Squad | | | | | | | | | | | |
| @SEA 9/16 | L | 0/0 | | | | | | | | | | Practice Squad | | | | | | | | | | | |
| TB 9/23 | W | 0/0 | | | | | | | | | | Practice Squad | | | | | | | | | | | |
| CHI 10/1 | L | 0/0 | | | | | | | | | | Practice Squad | | | | | | | | | | | |
| @BAL 10/14 | L | 1/0 | 0 | 0 | 0.0 | 0 | 0 | 1 | 11 | 11.0 | 1 | 0 | 0 | 0 | 0 | 0 | 0 | 0 | 0 | 0.0 | 0 | 0 | |
| @CAR 10/21 | W | 1/0 | 0 | 0 | 0.0 | 0 | 0 | 0 | 0 | 0.0 | 0 | 0 | 0 | 0 | 0 | 0 | 0 | 0 | 0 | 0.0 | 0 | 0 | |
| NYG 10/28 | L | 1/0 | 0 | 0 | 0.0 | 0 | 0 | 0 | 0 | 0.0 | 0 | 0 | 0 | 0 | 0 | 0 | 0 | 6 | 142 | 23.7 | 44 | 0 | |
| @ATL 11/4 | L | 1/0 | 0 | 0 | 0.0 | 0 | 0 | 8 | 26 | 3.3 | 18 | 0 | 0 | 0 | 0 | 0 | 0 | 3 | 73 | 24.3 | 39 | 0 | |
| @PHI 11/11 | W | 1/0 | 0 | 0 | 0.0 | 0 | 0 | 6 | 20 | 3.3 | 5 | 0 | 0 | 0 | 0 | 0 | 0 | 1 | 17 | 17.0 | 17 | 0 | |
| CLE 11/18 | W | 1/0 | 2 | 6 | 3.0 | 6 | 0 | 5 | 10 | 2.0 | 7 | 0 | 0 | 0 | 0 | 0 | 0 | 0 | 0 | 0.0 | 0 | 0 | |
| WAS 11/22 | L | 1/0 | 3 | 21 | 7.0 | 14 | 0 | 1 | 8 | 8.0 | 8 | 0 | 0 | 0 | 0 | 0 | 0 | 2 | 29 | 14.5 | 21 | 0 | |
| PHI 12/2 | W | 1/0 | 0 | 0 | 0.0 | 0 | 0 | 0 | 0 | 0.0 | 0 | 0 | 0 | 0 | 0 | 0 | 0 | 0 | 0 | 0.0 | 0 | 0 | |
| @CIN 12/9 | W | 1/0 | 1 | 6 | 6.0 | 6 | 0 | 0 | 0 | 0.0 | 0 | 0 | 0 | 0 | 0 | 0 | 0 | 0 | 0 | 0.0 | 0 | 0 | |
| PIT 12/16 | W | 1/0 | 0 | 0 | 0.0 | 0 | 0 | 0 | 0 | 0.0 | 0 | 0 | 0 | 0 | 0 | 0 | 0 | 0 | 0 | 0.0 | 0 | 0 | |
| NO 12/23 | L | 1/0 | 0 | 0 | 0.0 | 0 | 0 | 0 | 0 | 0.0 | 0 | 0 | 0 | 0 | 0 | 0 | 0 | 0 | 0 | 0.0 | 0 | 0 | |
| @WAS 12/30 | L | 1/0 | 0 | 0 | 0.0 | 0 | 0 | 0 | 0 | 0.0 | 0 | 0 | 0 | 0 | 0 | 0 | 0 | 0 | 0 | 0.0 | 0 | 0 | |
| TOTAL | 8-8 | 12/0 | 6 | 33 | 5.5 | 14 | 0 | 21 | 75 | 3.6 | 18 | 0 | 0 | 0 | 0 | 0 | 0 | 12 | 261 | 21.8 | 44 | 0 | |



91 | DOMINIQUE EASLEY

Position: Defensive Tackle
Ht./Wt. 6-2/273
Birth Date: 2/24/92
College: Florida
Hometown: Staten Island, N.Y.
Experience: 4th Year (2nd Rams)
Acquired: FA-2016

Career GP/GS (Playoffs): 38/3 (0/0)



TRANSACTIONS: Signed with the Los Angeles Rams (5/18/16)...drafted by the New England Patriots in the first round (29th overall) of the 2014 NFL Draft.

PRO: Third-year pro has played in 38 games with three starts...racked up 75 career tackles (40 solo), including 6.5 sacks...forced five fumbles in his first three years.

2017 SEASON: Placed on reserve/injured (8/3/17).

2016 SEASON: Played in all 16 games...set career-highs in games played (16), tackles (50) and sacks (2.5)...**at San Francisco (9/12):** Made his Rams debut in the club's season opener...recorded four total tackles...forced RB Sean Draughn to fumble...**at Arizona (10/2):** Registered two tackles and recorded his second forced fumble of the season...**vs. Buffalo (10/9):** Recorded a season-high five tackles (two solo)...split a sack with DT Aaron Donald for his first of the season...**vs. Carolina (11/6):** Compiled a career-high six tackles (three solo)...also added three quarterback pressures on the day...**vs. Miami (11/20):** Notched 2.0 sacks, marked his first career multi-sack game...added three tackles (two solo), in addition to one quarterback pressure and one quarterback hit...**vs. San Francisco (12/24):** Notched five tackles (four solo)...recorded one sack for a loss of five yards...added two quarterback pressures and one quarterback hit.

2015 SEASON: Played in 11 games with one start...tallied 2.0 sacks and 15 tackles (nine solo) before being placed on injured/reserve following the 12/13 game at Houston...**vs. Buffalo (11/23):** Recorded two tackles, one solo and teamed up with Rob Ninkovich to sack Tyrod Taylor for a 1-yard loss on third down...**at Houston (12/13):** Recorded one solo tackle...split a sack on QB Brian Hoyer for an 8-yard loss on third down during the first drive of the game, forcing a Texans punt.

2014 SEASON: Played in 11 games with two starts...placed on reserve/injured (12/17)...registered 1.0 sacks and 10 tackles (seven solo)...**vs. Chicago (10/26):** Started at defensive end and sacked QB Jay Cutler for a four-yard loss...**vs. Cincinnati (10/5):** Made first NFL start at defensive end in the win, finished with one tackle.

COLLEGE: Started 26-of-32 games over his four year career and finished with 81 tackles, 5.5 sacks, 18 tackles for loss, one fumble recovery and one pass defensed.

PERSONAL: Rated the second-best defensive tackle in the country by both Scout.com and Rivals.com during his senior campaign...as a senior, he was credited with 53 tackles, 16 sacks, one fumble recovery and an interception he ran back for a score...received EA Sports All-American honors after leading Curtis High to the 2009 Public Schools Athletic League championship. named Most Valuable Player at the 2010 Under Armour All-American Game...has two sons, Dominique Easley 2 and Arii Earl Easley...majored in general studies.

DOMINIQUE EASLEY NFL STATISTICS

| | | REGULAR SEASON | | | | | | | | | | | | | | |
|-------|-------------|----------------|-------|------|------|-----|------|---------------|-----|----|----|---------|----|----|---|-----|
| Year | Team | Tackles | | | | | | Interceptions | | | | Fumbles | | | | Yds |
| | | G/S | Total | Solo | Asst | Sk | Yds | Int | Yds | Lg | TD | PD | FF | FR | | |
| 2014 | New England | 11/1 | 15 | 9 | 6 | 1.0 | 4.0 | 1 | 0 | 0 | 0 | 1 | 1 | 0 | 0 | |
| 2015 | New England | 11/2 | 10 | 7 | 3 | 2.0 | 13.5 | 0 | 0 | 0 | 0 | 0 | 2 | 1 | 0 | |
| 2016 | RAMS | 16/0 | 50 | 24 | 26 | 3.5 | 21.5 | 0 | 0 | 0 | 0 | 1 | 2 | 0 | 0 | |
| 2017 | RAMS | 16/0 | 50 | 24 | 26 | 3.5 | 21.5 | 0 | 0 | 0 | 0 | 1 | 2 | 0 | 0 | |
| Total | | 38/3 | 75 | 40 | 35 | 6.5 | 39.0 | 1 | 0 | 0 | 0 | 2 | 5 | 1 | 0 | |

DOMINIQUE EASLEY GAME-BY-GAME STATISTICS

2017 LOS ANGELES RAMS

| Game | W/L | P/S | T | S | A | Sk | Yds | Int | Yds Lg | TD | PD | FF | FR | Yds |
|------------|------|------|----|----|----|-----|------|-----|--------|-----|----|----|----|-----|
| @SF 9/12 | L | 1/0 | 4 | 0 | 4 | 0.0 | 0 | 0 | 0 | 0 | 0 | 1 | 0 | 0 |
| SEA 9/18 | W | 1/0 | 3 | 3 | 0 | 0.0 | 0 | 0 | 0 | 0 | 0 | 0 | 0 | 0 |
| @TB 9/25 | W | 1/0 | 2 | 0 | 2 | 0.0 | 0 | 0 | 0 | 0 | 0 | 0 | 0 | 0 |
| @ARI 10/2 | W | 1/0 | 2 | 1 | 1 | 0.0 | 0 | 0 | 0 | 0 | 0 | 1 | 0 | 0 |
| BUF 10/9 | L | 1/0 | 5 | 2 | 3 | 0.5 | 3.5 | 0 | 0 | 0 | 0 | 0 | 0 | 0 |
| @DET 10/16 | L | 1/0 | 4 | 1 | 3 | 0.0 | 0 | 0 | 0 | 0 | 0 | 0 | 0 | 0 |
| NYG 10/23 | L | 1/0 | 2 | 0 | 2 | 0.0 | 0 | 0 | 0 | 0 | 0 | 0 | 0 | 0 |
| CAR 11/6 | L | 1/0 | 6 | 3 | 3 | 0.0 | 0 | 0 | 0 | 0 | 0 | 0 | 0 | 0 |
| @NYJ 11/13 | W | 1/0 | 3 | 1 | 2 | 0.0 | 0 | 0 | 0 | 0 | 1 | 0 | 0 | 0 |
| MIA 11/20 | L | 1/0 | 3 | 2 | 1 | 2.0 | 13.0 | 0 | 0 | 0 | 0 | 0 | 0 | 0 |
| @NO 11/27 | L | 1/0 | 3 | 2 | 1 | 0.0 | 0 | 0 | 0 | 0 | 0 | 0 | 0 | 0 |
| @NE 12/4 | L | 1/0 | 0 | 0 | 0 | 0.0 | 0 | 0 | 0 | 0 | 0 | 0 | 0 | 0 |
| ATL 12/11 | L | 1/0 | 3 | 3 | 0 | 0.0 | 0 | 0 | 0 | 0 | 0 | 0 | 0 | 0 |
| @SEA 12/15 | L | 1/0 | 3 | 1 | 2 | 0.0 | 0 | 0 | 0 | 0 | 0 | 0 | 0 | 0 |
| SF 12/24 | L | 1/0 | 5 | 4 | 1 | 1.0 | 5.0 | 0 | 0 | 0 | 0 | 0 | 0 | 0 |
| ARI 1/1/17 | L | 1/0 | 2 | 1 | 1 | 0.0 | 0 | 0 | 0 | 0 | 0 | 0 | 0 | 0 |
| TOTALS | 4-12 | 16/0 | 50 | 24 | 26 | 3.5 | 21.5 | 0 | 0 | - 0 | 1 | 2 | 0 | 0 |

2016 LOS ANGELES RAMS

| Game | W/L | P/S | T | S | A | Sk | Yds | Int | Yds Lg | TD | PD | FF | FR | Yds |
|------------|------|------|----|----|----|-----|------|-----|--------|-----|----|----|----|-----|
| @SF 9/12 | L | 1/0 | 4 | 0 | 4 | 0.0 | 0 | 0 | 0 | 0 | 0 | 1 | 0 | 0 |
| SEA 9/18 | W | 1/0 | 3 | 3 | 0 | 0.0 | 0 | 0 | 0 | 0 | 0 | 0 | 0 | 0 |
| @TB 9/25 | W | 1/0 | 2 | 0 | 2 | 0.0 | 0 | 0 | 0 | 0 | 0 | 0 | 0 | 0 |
| @ARI 10/2 | W | 1/0 | 2 | 1 | 1 | 0.0 | 0 | 0 | 0 | 0 | 0 | 1 | 0 | 0 |
| BUF 10/9 | L | 1/0 | 5 | 2 | 3 | 0.5 | 3.5 | 0 | 0 | 0 | 0 | 0 | 0 | 0 |
| @DET 10/16 | L | 1/0 | 4 | 1 | 3 | 0.0 | 0 | 0 | 0 | 0 | 0 | 0 | 0 | 0 |
| NYG 10/23 | L | 1/0 | 2 | 0 | 2 | 0.0 | 0 | 0 | 0 | 0 | 0 | 0 | 0 | 0 |
| CAR 11/6 | L | 1/0 | 6 | 3 | 3 | 0.0 | 0 | 0 | 0 | 0 | 0 | 0 | 0 | 0 |
| @NYJ 11/13 | W | 1/0 | 3 | 1 | 2 | 0.0 | 0 | 0 | 0 | 0 | 1 | 0 | 0 | 0 |
| MIA 11/20 | L | 1/0 | 3 | 2 | 1 | 2.0 | 13.0 | 0 | 0 | 0 | 0 | 0 | 0 | 0 |
| @NO 11/27 | L | 1/0 | 3 | 2 | 1 | 0.0 | 0 | 0 | 0 | 0 | 0 | 0 | 0 | 0 |
| @NE 12/4 | L | 1/0 | 0 | 0 | 0 | 0.0 | 0 | 0 | 0 | 0 | 0 | 0 | 0 | 0 |
| ATL 12/11 | L | 1/0 | 3 | 3 | 0 | 0.0 | 0 | 0 | 0 | 0 | 0 | 0 | 0 | 0 |
| @SEA 12/15 | L | 1/0 | 3 | 1 | 2 | 0.0 | 0 | 0 | 0 | 0 | 0 | 0 | 0 | 0 |
| SF 12/24 | L | 1/0 | 5 | 4 | 1 | 1.0 | 5.0 | 0 | 0 | 0 | 0 | 0 | 0 | 0 |
| ARI 1/1/17 | L | 1/0 | 2 | 1 | 1 | 0.0 | 0 | 0 | 0 | 0 | 0 | 0 | 0 | 0 |
| TOTALS | 4-12 | 16/0 | 50 | 24 | 26 | 3.5 | 21.5 | 0 | 0 | - 0 | 1 | 2 | 0 | 0 |

2015 NEW ENGLAND PATRIOTS

| Game | W/L | P/S | T | S | A | Sk | Yds | Int | Yds Lg | TD | PD | FF | FR | Yds |
|------------|------|------|----|---|---|---------------------------|------|-----|--------|----|----|----|----|-----|
| PIT 9/10 | W | 1/1 | 0 | 0 | 0 | 0.0 | 0.0 | 0 | 0 | 0 | 0 | 0 | 0 | 0 |
| @BUF 9/20 | W | 0/0 | 0 | 0 | 0 | 0.0 | 0.0 | 0 | 0 | 0 | 0 | 0 | 0 | 0 |
| JAC 9/27 | W | 1/0 | 2 | 1 | 1 | 0.0 | 0.0 | 0 | 0 | 0 | 0 | 0 | 0 | 0 |
| @DAL 10/11 | W | 1/0 | 2 | 2 | 0 | 0.0 | 0.0 | 0 | 0 | 0 | 0 | 0 | 0 | 0 |
| @IND 10/18 | W | 1/0 | 1 | 1 | 0 | 0.5 | 5.5 | 0 | 0 | 0 | 0 | 0 | 0 | 0 |
| NYJ 10/25 | W | 1/0 | 1 | 1 | 0 | 0.0 | 0.0 | 0 | 0 | 0 | 0 | 0 | 0 | 0 |
| MIA 10/29 | W | 1/0 | 3 | 1 | 2 | 0.0 | 0.0 | 0 | 0 | 0 | 0 | 0 | 0 | 0 |
| WAS 11/08 | W | 1/0 | 0 | 0 | 0 | 0.0 | 0.0 | 0 | 0 | 0 | 0 | 0 | 0 | 0 |
| @NYG 11/15 | W | 1/0 | 1 | 1 | 0 | 0.0 | 0.0 | 0 | 0 | 0 | 0 | 0 | 0 | 0 |
| BUF 11/23 | W | 1/0 | 2 | 1 | 1 | 0.5 | 0.0 | 0 | 0 | 0 | 0 | 0 | 0 | 0 |
| @DEN 11/29 | L | 1/0 | 1 | 1 | 0 | 0.0 | 0.0 | 0 | 0 | 0 | 0 | 0 | 0 | 0 |
| PHI 12/6 | L | 0/0 | 0 | 0 | 0 | 0.0 | 0.0 | 0 | 0 | 0 | 0 | 0 | 0 | 0 |
| @HOU 12/13 | W | 1/0 | 1 | 1 | 0 | 1.0 | 8.0 | 0 | 0 | 0 | 0 | 0 | 0 | 0 |
| TEN 12/20 | W | | | | | Placed on reserve/injured | | | | | | | | |
| TOTALS | 12-2 | 11/1 | 15 | 9 | 6 | 2.0 | 13.5 | 0 | 0 | 0 | 0 | 0 | 0 | 0 |

2014 NEW ENGLAND PATRIOTS

| Game | W/L | P/S | T | S | A | Sk | Yds | Int | Yds Lg | TD | PD | FF | FR | Yds |
|------------|------|------|----|---|---|---------------------------|-----|-----|--------|----|----|----|----|-----|
| @MIA 9/7 | L | 1/0 | 1 | 1 | 0 | 0.0 | 0.0 | 0 | 0 | 0 | 0 | 0 | 0 | 0 |
| @MIN 9/14 | W | 1/0 | 1 | 1 | 0 | 0.0 | 0.0 | 1 | 0 | 0 | 0 | 1 | 0 | 0 |
| OAK 9/21 | W | 1/0 | 0 | 0 | 0 | 0.0 | 0.0 | 0 | 0 | 0 | 0 | 0 | 0 | 0 |
| @KC 9/29 | L | 1/0 | 2 | 2 | 0 | 0.0 | 0.0 | 0 | 0 | 0 | 0 | 0 | 0 | 0 |
| CIN 10/5 | W | 1/1 | 1 | 0 | 1 | 0.0 | 0.0 | 0 | 0 | 0 | 0 | 0 | 0 | 0 |
| NYJ 10/16 | W | 0/0 | 0 | 0 | 0 | 0.0 | 0.0 | 0 | 0 | 0 | 0 | 0 | 0 | 0 |
| CHI 10/26 | W | 1/1 | 3 | 1 | 2 | 1.0 | 4.0 | 0 | 0 | 0 | 0 | 0 | 0 | 0 |
| DEN 11/2 | W | 1/0 | 1 | 1 | 0 | 0.0 | 0.0 | 0 | 0 | 0 | 0 | 0 | 0 | 0 |
| @IND 11/16 | W | 1/0 | 1 | 1 | 0 | 0.0 | 0.0 | 0 | 0 | 0 | 0 | 0 | 0 | 0 |
| DET 11/23 | W | 0/0 | 0 | 0 | 0 | 0.0 | 0.0 | 0 | 0 | 0 | 0 | 0 | 0 | 0 |
| @GB 11/30 | L | 1/0 | 0 | 0 | 0 | 0.0 | 0.0 | 0 | 0 | 0 | 0 | 0 | 0 | 0 |
| @SD 12/7 | W | 1/0 | 0 | 0 | 0 | 0.0 | 0.0 | 0 | 0 | 0 | 0 | 0 | 0 | 0 |
| MIA 12/14 | W | 0/0 | | | | Placed on reserve/injured | | | | | | | | |
| TOTAL | 10-3 | 11/2 | 10 | 7 | 3 | 1.0 | 4.0 | 1 | 0 | 0 | 0 | 1 | 1 | 0 |



84 | TEMARRICK HEMINGWAY

| | |
|-------------|----------------------|
| Position: | Tight End |
| Ht./Wt.: | 6-5/251 |
| Birth Date: | 7/30/93 |
| College: | South Carolina State |
| Hometown: | Loris, S.C. |
| Experience: | 2nd year (2nd Rams) |
| Acquired: | D6A-2016 (177th) |

Career GP/GS (Playoffs): 9/0 (0/0)



TRANSACTIONS: Selected in the sixth round of the 2016 draft (177th overall) on 4/30/16.

2017 SEASON: Placed on reserve/injured (9/2/17).

2016 SEASON: Saw action in nine games while becoming a key contributor on special teams...did not record any statistics.

COLLEGE: Played in 42 games, started 37...caught 91 career passes for 1,062 yards and seven touchdowns...in 2015, started in all 11 games for the Bulldogs...finished second on the team in receptions with 38 for 418 yards and one touchdown...earned SBN All-American Honors and was named to the All-MEAC First Team...named the team's Outstanding Tight End...noted as an effective blocker during his college career...played as a graduate student after earning his undergraduate degree in business management and being selected to participate in the Charleston County Aviation Authority's inaugural internship program...in 2014, earned All-MEAC first team honors...finished third on the team in receptions for a second straight season with 18 catches for 257 yards and one score...in 2013, was the team's third-leading receiver from his tight end position...hauled in 26 catches for 223 yards and four touchdowns...had his best performance in the FCS playoff game against Furman with four catches for 57 yards and a score...in 2012, played in seven of the team's 11 contests and got the starting nod in two contests...ended the campaign with 11 catches for 164 yards and a touchdown...excelled in the academic arena and was named a Presidential Scholar...redshirted in 2011.

PERSONAL: Attended North Myrtle Beach High School where he was a multiple letter winner in football and was named to All-Region first-team on defense...a business management major...son of Kelly and Anthony Hemingway.



15 | BRADLEY MARQUEZ

| | |
|-------------|---------------------|
| Position: | Wide Receiver |
| Ht./Wt. | 5-10/205 |
| Birth Date: | 12/14/92 |
| College: | Texas Tech |
| Hometown: | Odessa, Texas |
| Experience: | 3rd year (3rd Rams) |
| Acquired: | FA-2015 |

Career GP/GS (Playoffs): 30/1 (0/0)



TRANSACTIONS: Signed with the Rams as an undrafted free agent (5/7/15).

PRO: Played in 30 games, started one...has caught 16 passes for 125 yards with 23 total special teams tackles...key contributor on special teams, leading the team with 15 tackles in 2015.

2017 SEASON: Placed on reserve/injured (8/8/17).

2016 SEASON: Appeared in 14 games on offense while also playing a key role on special teams...caught three passes and finished fourth on the team with eight special teams tackles...**at Tampa Bay (9/25):** Hauled in one reception for 12 yards...**at Arizona (10/2):** Played on both offense and special teams...led the team with two special teams tackles...**at Detroit (10/16):** Caught one pass for 13 yards...**at New York Jets (11/13):** Played on offense and special teams, notched two special teams tackles...**at New Orleans (11/27):** Recorded one reception for 12 yards...added one special teams tackle.

2015 SEASON: Saw action at wide receiver and special teams...finished the season with 13 receptions for 88 yards...**vs. Detroit (12/13):** Made his first NFL start at wide receiver...led the team in receiving yards with three catches for a career-high 32 yards...**vs. Arizona (12/6):** Saw action on offense and special teams...posted three receptions for 16 yards...led the team with two special teams tackles...**at Cincinnati (11/29):** Saw action on special teams and offense...recorded three receptions for 13 yards...**at Baltimore (11/22):** Saw action on special teams and offense...posted one special teams tackle...**vs. Chicago (11/15):** Saw action on special teams and offense...tallied two receptions for 19 yards...also recorded two special teams tackles...**at Minnesota (11/08):** Saw action on special teams and offense...recorded one catch for three yards...posted one special teams tackle...**vs. San Francisco (11/01):** Saw action on special teams...led the team with two special teams tackles and currently leads the team in the category...caught his first NFL pass, a 5-yard reception from QB Nick Foles...**vs. Cleveland (10/25):** Saw action on special teams...posted one tackle...**at Arizona (10/4):** Saw action on special teams...recorded one special teams tackle, making that his fourth-consecutive week to have one or more special teams tackles...**vs. Pittsburgh (9/27):** Posted one tackle on special teams...**at Washington (9/20):** Saw action on special teams...led the team in special team tackles with four...**vs. Seattle (9/13):** Recorded one special teams tackle...recovered a 14-yard onside kick to the Seattle 49 yard line in overtime...that play set up the game winning drive.

COLLEGE: Appeared in 43 games and caught 155 passes for 1,866 yards and 17 touchdowns...two-time All-Big 12 Honorable Mention...three-time Academic All-Big 12 (1st Team)...NFLPA Collegiate Bowl participant...played in 12 games (11 starts) with 65 receptions, 821 receiving yards, 10 touchdowns as a senior...led Big 12 in receiving touchdowns and was fifth in receptions...as a junior, caught 49 passes for 633 yards and six touchdowns...as a senior at Odessa High, rushed for 2,210 yards and 29 touchdowns...two-time All-State selection in football and a state qualifier in track and field in 2011 (long jump)...selected by the New York Mets in the 2011 Major League Baseball First-Year Players Draft in the 16th round (Outfielder) with the No. 492 overall selection...an exercise and sport sciences major at Texas Tech.

PERSONAL: Played high school football, ran track, and played baseball at Odessa High School in Odessa, Texas...competed as a running back in football and shortstop in baseball...was ranked as a 4-star prospect by Scout.com and an All-American prospect by PrepStar College Recruiting...as a sophomore, Marquez would rush 203 times for 1,743 yards and 21 touchdowns, earning Associated Press All-State 2nd Team honors...as a junior, Marquez rushed 77 times for 492 yards before being sidelined by an elbow tendon tear...during his senior year, he accrued 2,210 rushing yards and 29 touchdowns, becoming the school's all-time leading rusher...accepted a scholarship to play football collegiately for Texas Tech...additionally, he was drafted by the New York Mets in the 16th round of the 2011 Major League Baseball Draft...arranged a two-sport deal which allowed him to attend Texas Tech to play football while playing baseball for the Kingsport Mets in the spring...his first season in the minors was cut short by a quadriceps injury...son of Veronica Marquez and Brad Givens...he is married to Melissa and they have one son, Kash Badley Marquez.

BRADLEY MARQUEZ NFL STATISTICS

REGULAR SEASON

| Year | Team | G/S | Receiving | | | | | Rushing | | | | |
|--------------|------|-------------|-----------|------------|------------|-----------|----------|----------|----------|------------|----------|----------|
| | | | No | Yds | Avg | Lg | TD | Att | Yds | Avg | Lg | TD |
| 2015 | RAMS | 16/1 | 13 | 88 | 6.8 | 14 | 0 | 0 | 0 | 0.0 | 0 | 0 |
| 2016 | RAMS | 14/0 | 3 | 37 | 12.3 | 13 | 0 | 1 | 2 | 2.0 | 2 | 0 |
| Total | | 30/1 | 16 | 125 | 7.8 | 14 | 0 | 2 | 2 | 2.0 | 2 | 0 |

ADDITIONAL CAREER STATISTICS: Special Teams Tackles: RAMS 2016 (8), 2015 (15).


BRADLEY MARQUEZ GAME-BY-GAME STATISTICS

2016 LOS ANGELES RAMS

| Game | W/L | P/S | Receiving | | | | | Rushing | | | | |
|---------------|-------------|-------------|-----------|-----------|-------------|-----------|-----------------|----------|----------|------------|----------|----------|
| | | | No | Yds | Avg | Lg | TD | Att | Yds | Avg | Lg | TD |
| @SF 9/12 | L | 1/0 | 0 | 0 | 0.0 | 0 | 0 | 0 | 0 | 0.0 | 0 | 0 |
| SEA 9/18 | W | 1/0 | 0 | 0 | 0.0 | 0 | 0 | 0 | 0 | 0.0 | 0 | 0 |
| @TB 9/25 | W | 1/0 | 1 | 12 | 12.0 | 12 | 0 | 0 | 0 | 0.0 | 0 | 0 |
| @ARI 10/2 | W | 1/0 | 0 | 0 | 0.0 | 0 | 0 | 0 | 0 | 0.0 | 0 | 0 |
| BUF 10/9 | L | 1/0 | 0 | 0 | 0.0 | 0 | 0 | 1 | 2 | 2.0 | 2 | 0 |
| @DET 10/16 | L | 1/0 | 1 | 13 | 13.0 | 13 | 0 | 0 | 0 | 0.0 | 0 | 0 |
| NYG 10/23 | L | 1/0 | 0 | 0 | 0.0 | 0 | 0 | 0 | 0 | 0.0 | 0 | 0 |
| CAR 11/6 | L | 1/0 | 0 | 0 | 0.0 | 0 | 0 | 0 | 0 | 0.0 | 0 | 0 |
| @NYJ 11/13 | W | 1/0 | 0 | 0 | 0.0 | 0 | 0 | 0 | 0 | 0.0 | 0 | 0 |
| MIA 11/20 | L | 1/0 | 0 | 0 | 0.0 | 0 | 0 | 0 | 0 | 0.0 | 0 | 0 |
| @NO 11/27 | L | 1/0 | 1 | 12 | 12.0 | 12 | 0 | 0 | 0 | 0.0 | 0 | 0 |
| @NE 12/4 | L | 1/0 | 0 | 0 | 0.0 | 0 | 0 | 0 | 0 | 0.0 | 0 | 0 |
| ATL 12/11 | L | 1/0 | 0 | 0 | 0.0 | 0 | 0 | 0 | 0 | 0.0 | 0 | 0 |
| @SEA 12/15 | L | 1/0 | 0 | 0 | 0.0 | 0 | 0 | 0 | 0 | 0.0 | 0 | 0 |
| SF 12/24 | L | 0/0 | | | | | Injured Reserve | | | | | |
| ARI 1/1/17 | L | 0/0 | | | | | Injured Reserve | | | | | |
| TOTALS | 4-12 | 14/0 | 3 | 37 | 12.3 | 13 | 0 | 1 | 2 | 2.0 | 2 | 0 |

2015 ST. LOUIS RAMS

| Game | W/L | P/S | Receiving | | | | | Rushing | | | | |
|--------------|------------|-------------|-----------|-----------|------------|-----------|----------|----------|----------|------------|----------|----------|
| | | | No | Yds | Avg | Lg | TD | Att | Yds | Avg | Lg | TD |
| SEA 9/13 | W | 1/0 | 0 | 0 | 0.0 | 0 | 0 | 0 | 0 | 0.0 | 0 | 0 |
| @WSH 9/20 | L | 1/0 | 0 | 0 | 0.0 | 0 | 0 | 0 | 0 | 0.0 | 0 | 0 |
| PIT 9/27 | L | 1/0 | 0 | 0 | 0.0 | 0 | 0 | 0 | 0 | 0.0 | 0 | 0 |
| @ARI 10/4 | W | 1/0 | 0 | 0 | 0.0 | 0 | 0 | 0 | 0 | 0.0 | 0 | 0 |
| @GB 10/11 | L | 1/0 | 0 | 0 | 0.0 | 0 | 0 | 0 | 0 | 0.0 | 0 | 0 |
| CLE 10/25 | W | 1/0 | 0 | 0 | 0.0 | 0 | 0 | 0 | 0 | 0.0 | 0 | 0 |
| SF 11/1 | W | 1/0 | 1 | 5 | 5.0 | 5 | 0 | 0 | 0 | 0.0 | 0 | 0 |
| @MIN 11/8 | L | 1/0 | 1 | 3 | 3.0 | 3 | 0 | 0 | 0 | 0.0 | 0 | 0 |
| CHI 11/15 | L | 1/0 | 2 | 19 | 9.5 | 11 | 0 | 0 | 0 | 0.0 | 0 | 0 |
| @BAL 11/22 | L | 1/0 | 0 | 0 | 0.0 | 0 | 0 | 0 | 0 | 0.0 | 0 | 0 |
| @CIN 11/29 | L | 1/0 | 3 | 13 | 4.3 | 7 | 0 | 0 | 0 | 0.0 | 0 | 0 |
| ARI 12/6 | L | 1/0 | 3 | 16 | 5.3 | 6 | 0 | 0 | 0 | 0.0 | 0 | 0 |
| DET 12/13 | W | 1/1 | 3 | 32 | 10.7 | 14 | 0 | 0 | 0 | 0.0 | 0 | 0 |
| TB 12/17 | W | 1/0 | 0 | 0 | 0.0 | 0 | 0 | 0 | 0 | 0.0 | 0 | 0 |
| @SEA 12/27 | W | 1/0 | 0 | 0 | 0.0 | 0 | 0 | 0 | 0 | 0.0 | 0 | 0 |
| @SF 1/3 | L | 1/0 | 0 | 0 | 0.0 | 0 | 0 | 0 | 0 | 0.0 | 0 | 0 |
| TOTAL | 7-9 | 16/1 | 13 | 88 | 6.8 | 14 | 0 | 0 | 0 | 0.0 | 0 | 0 |



41 | LENARD TILLERY

| | |
|-------------|---------------------|
| Position: | Running Back |
| Ht./Wt.: | 5-10/198 |
| Birth Date: | 12/9/93 |
| College: | Southern University |
| Hometown: | Baton Rouge, LA. |
| Experience: | Rookie |
| Acquired: | UDFA-2017 |

Career GP/GS (Playoffs): 0/0 (0/0)



TRANSACTIONS: Signed by the Rams as an undrafted rookie free agent (5/12/17).

2017 SEASON: Placed on reserve/injured (9/3/17).

COLLEGE: Played in 46 games...registered 847 career rushes for 4,856 yards for a 5.7-yard average and 45 touchdowns...as a senior in 2016, notched a career-high 247 rushes for 1,665 yards (6.7-yard average) and 13 touchdowns...tallied a career-long rush of 85 yards...in 2015, played in 11 games...rushed 197 rushes for 1,211 yards and 14 touchdowns...in 2014, played in 13 games...rushed 209 times for 1,196 yards and nine touchdowns...in 2013, played in 11 games...rushed 184 times for 784 yards and nine touchdowns.

PERSONAL: Attended McKinley High School....compiled career numbers of 332 rushes for 2,091 yards and 17 touchdowns.



32 | TROY HILL

Position: Cornerback
Ht./Wt.: 5-11/184
Birth Date: 8/29/91
College: Oregon
Hometown: Youngstown, Ohio
Experience: 3rd Year (2nd Rams)
Acquired: W(NE)-2015

Career GP/GS (Playoffs): 15/3 (0/0)



TRANSACTIONS: Activated from Rams' practice squad (12/13/16)...added to practice squad (11/24/16), after being released from active roster (11/22/16)...acquired by the Rams via waivers from New England (12/31/15)...released from England (12/30/15), after being acquired via waivers from Cincinnati (12/25/15)...released by the Bengals (12/24/15), after spending time on their practice squad...originally signed with Cincinnati as an undrafted free agent (5/8/15).

PRO: Second-year pro (first with Rams)...played in 15 career games, starting three at the cornerback position...collected 40 career tackles (36), and recorded three pass breakups...became a contributor on special teams.

2016 SEASON: Saw action in 12 contests and started three at cornerback...spent three weeks on practice squad...finished with 38 tackles (35 solo) and three passes defended...played a significant role on special teams...**vs. Seattle (9/18):** Recorded three tackles (three solo)...also defended one pass...**at Tampa Bay (9/25):** Made his first career NFL start at cornerback...recorded a team-high, and career-high 11 tackles (10 solo), and defended a pass...**at Arizona (10/2):** Started at right cornerback...tallied four tackles (three solo)...**at Detroit (10/16):** Started his third game of the season at cornerback...tallied seven tackles (six solo)...**vs. New York Giants (10/23):** Started at cornerback...recorded eight solo tackles...**vs. Carolina (11/6):** Saw significant action at cornerback and on special teams...**at New York Jets (11/13):** Recorded four solo tackles and one pass defended...**at Seattle (12/15):** Promoted from practice squad to active roster...recorded one solo tackle...**vs. San Francisco (12/26):** Saw significant action on special teams...recorded one special teams tackle.

2015 SEASON: Played in three games with Cincinnati: at Cleveland (12/6), vs. Pittsburgh (12/13), at San Francisco (12/20).

COLLEGE: As a senior in 2014, finished seventh on the team in tackles (71) but third in unassisted efforts (59)...second-team Pac-12 all-conference choice and 14-game starter ranked second in the league (1.46 avg.) in passes defended and 11th nationally...in 2013, was the Ducks' fifth-leading tackler among their defensive backs assumed the role as the program's top reserve cornerback and nickel-back...finished the year with 29 tackles (21 solo) and four deflected passes...in 2012, appeared in 10 games, with 22 of his 26 tackles being unassisted...in 2011, started six of his 14 appearances...in 2010, worked with the scout team during redshirt season.

PERSONAL: Played defensive back and wide receiver for St. Bonaventure...2009 All-Channel League First-Team Defense...2008 Second-Team All-State Junior by CalHiSports.com...posted 46 tackles and five interceptions for the Seraphs his junior season in 2008...also returned one kickoff for a touchdown and took one of his five picks back for a score...earned a three-star rating from Scout.com...also a three-star recruit according to Rivals.com and the No. 32 corner in the country...parents: Jim Gilmer and Sandra Jennings...also has two brothers, two sisters...majored in General Social Science.

TROY HILL NFL STATISTICS

| Year | Team | G/S | Tackles | | REGULAR SEASON | | | | | | Fumbles | | Yds | | |
|-------|------|------|---------|------|----------------|-----|-----|--------------|---|----|---------|----|-----|----|---|
| | | | Total | Solo | Asst | Sk | Yds | Interception | | TD | PD | FF | | FR | |
| 2015 | CIN | 3/0 | 2 | 1 | 0 | 0.0 | 0.0 | 0 | 0 | 0 | 0 | 0 | 0 | 0 | 0 |
| 2016 | RAMS | 12/3 | 38 | 35 | 3 | 0.0 | 0.0 | 0 | 0 | 0 | 0 | 3 | 0 | 0 | 0 |
| TOTAL | | 15/3 | 40 | 36 | 3 | 0.0 | 0.0 | 0 | 0 | 0 | 0 | 3 | 0 | 0 | 0 |

Additional Career Statistics: Special Teams Tackles: RAMS: 2016 (2)

TROY HILL GAME-BY-GAME STATISTICS

2016 LOS ANGELES RAMS

| Game | W/L | P/S | T | S | A | Sk | Yds | Int | Yds | Lg | TD | PD | FF | FR | Yds |
|---------------|-------------|-------------|-----------|-----------|----------|----------|------------|----------|----------|----------|----------|----------|----------|----------|----------|
| @SF 9/12 | L | 1/0 | 0 | 0 | 0 | 0 | 0.0 | 0 | 0 | 0 | 0 | 0 | 0 | 0 | 0 |
| SEA 9/18 | W | 1/0 | 3 | 3 | 0 | 0 | 0.0 | 0 | 0 | 0 | 0 | 1 | 0 | 0 | 0 |
| @TB 9/25 | W | 1/1 | 11 | 10 | 1 | 0 | 0.0 | 0 | 0 | 0 | 0 | 1 | 0 | 0 | 0 |
| @ARI 10/2 | W | 1/1 | 4 | 3 | 1 | 0 | 0.0 | 0 | 0 | 0 | 0 | 0 | 0 | 0 | 0 |
| BUF 10/9 | L | 1/0 | 0 | 0 | 0 | 0 | 0.0 | 0 | 0 | 0 | 0 | 0 | 0 | 0 | 0 |
| @DET 10/16 | L | 1/0 | 7 | 6 | 1 | 0 | 0.0 | 0 | 0 | 0 | 0 | 0 | 0 | 0 | 0 |
| NYG 10/23 | L | 1/1 | 8 | 8 | 0 | 0 | 0.0 | 0 | 0 | 0 | 0 | 0 | 0 | 0 | 0 |
| CAR 11/6 | L | 1/0 | 0 | 0 | 0 | 0 | 0.0 | 0 | 0 | 0 | 0 | 0 | 0 | 0 | 0 |
| @NYJ 11/13 | W | 1/0 | 4 | 4 | 0 | 0 | 0.0 | 0 | 0 | 0 | 0 | 1 | 0 | 0 | 0 |
| MIA 11/20 | L | | | | | | | | | | | | | | |
| @NO 11/27 | L | | | | | | | | | | | | | | |
| @NE 12/4 | L | | | | | | | | | | | | | | |
| ATL 12/11 | L | | | | | | | | | | | | | | |
| @SEA 12/15 | L | 1/0 | 1 | 1 | 0 | 0 | 0.0 | 0 | 0 | 0 | 0 | 0 | 0 | 0 | 0 |
| SF 12/24 | L | 1/0 | 0 | 0 | 0 | 0 | 0.0 | 0 | 0 | 0 | 0 | 0 | 0 | 0 | 0 |
| ARI 1/1/17 | L | 0/0 | 0 | 0 | 0 | 0 | 0.0 | 0 | 0 | 0 | 0 | 0 | 0 | 0 | 0 |
| TOTALS | 4-12 | 12/3 | 38 | 35 | 3 | 0 | 0.0 | 0 | 0 | 0 | 0 | 3 | 0 | 0 | 0 |



88 | MICHAEL THOMAS

Position: Wide Receiver
Ht./Wt.: 6-1/195
Birth Date: 8/16/94
College: Southern Mississippi
Hometown: Chicago, Ill.
Experience: 2nd year (2nd Rams)
Acquired: D6C-2016 (206th)
Career GP/GS (Playoffs): 15/0 (0/0)



TRANSACTIONS: Selected by Los Angeles in the sixth round (206th overall) of the 2016 NFL Draft (4/30/16).

2016 SEASON: Played in 15 games in his rookie campaign...became a significant contributor on special teams while racking up six special teams tackles...**vs. Buffalo (10/9):** Returned three kickoffs for 62 yards...recorded a special teams tackle...**at New England (12/4):** Saw action at wide receiver and on special teams...recorded three special teams tackles, giving him five on the season...**vs. Atlanta (12/11):** Caught his first NFL pass from QB Jared Goff for a 16 yard gain...returned six kickoffs for 118 yards, including a long of 41 yards...**at Seattle (12/15):** Caught one pass for six yards...**Week 17 vs. Arizona (1/1):** Hauled in a 15 yard reception...recorded his sixth special teams tackle of the season.

COLLEGE: As a senior in 2015, named honorable mention All-Conference USA...set a single-season school marks his senior campaign with 1,391 receiving yards and added 14 touchdown receptions...played in 13 of 14 games...tallied 71 receptions for 19.6 ypc...had at least one touchdown catch in each of his final 10 games...notched 100-yard receiving games eight times, including a season-high 190 yards and two scoring grabs against Washington in the Zaxby's Heart of Dallas Bowl (12/26)...also had a 162-yard receiving game that included an acrobatic one-handed touchdown catch that was featured on ESPN's Top 10 plays at Louisiana Tech (11/28)...had a 155 receiving yard and three touchdown performance against North Texas (10/3)...ranks second at the school in career 100-yard games with the program with 10...first on the team in 20-plus yard plays with 34 (28 receptions, six kick returns) to go along with five touchdown grabs of 50 or more yards...in 2014, named All-Conference USA (Honorable Mention)...played in all 12 games on the season, made nine starts...tallied 592 receiving yards and 625 kickoff return yards for 1,217 all-purpose yards...finished the year with 592 yards receiving on 41 catches and five touchdowns...finished with a season-high two touchdowns...notched a pair of 100-yard receiving games...notched six games with 100 or more all-purpose yards, including a pair of 200+ games – Louisiana Tech (222) and Middle Tennessee (207)...in 2013, attended Dodge City Community College...led DCCC with 42 receptions for 709 yards (70.9 yards per game/16.9 average) with three touchdowns in 10 games ... named Honorable Mention All-American...in 2012, attended College of Dupage as a freshman.

PERSONAL: Lettered at DuSable High School in Chicago, Ill...helped the Panthers to the State Playoffs as a senior...named first-team All-District as a junior and senior...scored 29 touchdowns combined as a junior and senior...as a senior, notched six touchdowns in a game against Carver HS...son of Lisa Wilson and Michael Thomas...has an older brother, Nate Brown... majored in interdisciplinary studies.

MICHAEL THOMAS COLLEGE STATISTICS

| NFL STATISTICS | | | | | | | |
|----------------|------|-------------|-----------|-----------|-------------|-----------|----------|
| Year | Team | G/S | Receiving | | Avg | Lg | TD |
| | | | No | Yds | | | |
| 2016 | RAMS | 15/0 | 3 | 37 | 12.3 | 16 | 0 |
| TOTAL | | 15/0 | 3 | 37 | 12.3 | 16 | 0 |

Additional Career Statistics: Special Teams Tackles: RAMS: 2016 (6)