

KONICA MINOLTA

LOS ANGELES RAMS - ARIZONA CARDINALS
SUNDAY, DECEMBER 3, 2017
1:25 P.M. PST
UNIVERSITY OF PHOENIX STADIUM,
GLENDALE, ARIZ.





THE LOS ANGELES RAMS TRAVEL TO THE DESERT TO FACE THE ARIZONA CARDINALS



2017 SCHEDULE

REGULAR SEASON (8-3)

Sept. 10	Indianapolis Colts	1:05 p.m.	W, 46-9
Sept. 17	Washington Redskins	1:25 p.m.	L, 27-20
Sept. 21	at San Francisco 49ers (Thur.)	5:25 p.m.	W, 41-39
Oct. 1	at Dallas Cowboys	10:00 a.m.	W, 35-30
Oct. 8	Seattle Seahawks	1:05 p.m.	L, 16-10
Oct. 15	at Jacksonville Jaguars	1:05 p.m.	W, 27-17
Oct. 22	Arizona Cardinals (London)	10:00 a.m.	W, 33-0
BYE WEEK			
Nov. 5	at New York Giants	10:00 a.m.	W, 51-17
Nov. 12	Houston Texans	1:05 p.m.	W, 33-7
Nov. 19	at Minnesota Vikings	10:00 a.m.	L, 24-7
Nov. 26	New Orleans Saints	1:25 p.m.	W, 26-20
Dec. 3	at Arizona Cardinals	1:25 p.m.	FOX
Dec. 10	Philadelphia Eagles	1:25 p.m.	FOX
Dec. 17	at Seattle Seahawks	1:05 p.m.	FOX
Dec. 24	at Tennessee Titans	10:00 a.m.	FOX
Dec. 31	San Francisco 49ers	1:25 p.m.	FOX

(All times listed are PST)

For information about tickets, please visit www.therams.com/tickets

RAMS LOOK TO COMPLETE SEASON SWEEP



OLB Robert Quinn

The Los Angeles Rams (8-3) will look to complete the season sweep over the Arizona Cardinals (5-6) for the first time since 2012 as they travel to Glendale, Ariz. for the NFC West contest.

L.A. bounced back after a Week 11 road loss to the Minnesota Vikings by ending an eight-game winning streak that the New Orleans Saints were on behind a smothering defensive effort by the Rams, which included back-to-back sacks in the Saints opening drive.

OLB Robert Quinn forced his 19th-career fumble with a strip-sack of Saints QB Drew Brees. Quinn has the most forced fumbles in the league since 2012, when he was

selected in the first round of the NFL Draft.

QB Jared Goff finished the contest with 354 yards and two touchdowns, one yard shy of matching his career-high in passing yards. The second-year passer has four 300-plus passing yard games and the Rams are 4-0 in those games. The Rams are the only team in the NFL to use the same five starting offensive linemen in all 11 games this season.

L.A. has been lighting up the scoreboard in a variety of different ways this season, as they hold the league's second-best scoring differential, outscoring opponents by 123 points 11 games into the 2017 season.

The Rams are looking for their ninth win of the season, which would give the organization its first winning season since 2003 when the team finished 12-4 and advanced to the divisional round of the NFC playoffs.

RAMS COMMUNICATIONS

Visit the Rams Media Information Portal

For weekly releases, media guide, access to the Rams media credential system, and other pertinent media information at www.TheRams.com/MediaInfo

MEET OUR STAFF

ARTIS TWYMAN
ATwyman@Rams.NFL.com

JULIA FARON
JFaron@Rams.NFL.com

TIFFANY WHITE
TWhite@Rams.NFL.com

TRAVIS LANGER
TLanger@Rams.NFL.com

JOANNA HUNTER
JHunter@Rams.NFL.com



KONICA MINOLTA



KONICA MINOLTA

RAMS BROADCAST INFORMATION



TELEVISION:

FOX Sports
Play-By-Play: Chris Myers
Color Analyst: Daryl Johnston
Sideline Reporter: Laura Okmin



NATIONAL RADIO:

ESPN National Broadcast
Play-By-Play: Adam Amin
Color Analyst: Dusty Dvoracek



ENGLISH RADIO:

ESPN 710 AM, 93.1 Jack FM
Play-By-Play: J.B. Long
Color Analyst: Maurice Jones-Drew
Sideline Reporter: D'Marco Farr



SPANISH RADIO:

ESPN Deportes, 1330 AM
Play-By-Play: Troy Santiago
Color Analyst: Ricardo Lopez

2017 NFC WEST STANDINGS

Team	W	L	T	Pct.	PF	PA	Conf.	Div.
Los Angeles	8	3	0	.727	329	206	5-3	2-1
Seattle	7	4	0	.636	266	212	5-3	4-0
Arizona	5	6	0	.455	203	278	3-5	2-2
San Francisco	1	10	0	.091	187	284	1-9	0-5

RAMdom FACT

Thanks in big part to the return efforts and takeaways, the Los Angeles Rams rank second in the NFL in average starting position with their average drive starting at the 31.5-yard line. The Baltimore Ravens have the best average starting field position, starting at the 32-yard line.

RAMS - CARDINALS WEEK 13

RAMS PERFORMANCES AGAINST THE CARDINALS

OLB Robert Quinn.....	11 GP	24 total tackles.....	17 solo tackles.....	9.0 sacks.....	49 yards lost
WR Tavon Austin	9 GP	14 rushes....	130 yards rushing.....	24 receptions.....	251 yards receiving
LB Mark Barron	8 GP	32 total tackles.....	1.0 sack.....	2 interception.....	2 forced fumbles
DT Aaron Donald.....	7 GP	22 total tackles.....	4.5 sacks.....	8 tackles for loss.....	1 forced fumble
RB Todd Gurley II	5 GP	83 rushes.....	366 yards.....	4.4 yards/rush.....	52-yard long

RAMS-CARDINALS CONNECTIONS

Coaching Connections:

- Rams Assistant Linebackers Coach **Chris Shula** coached alongside Cardinals Defensive Coordinator **James Bettcher** at Ball State University in 2010 where Bettcher was the defensive line coach and Shula held the same role as linebackers assistant.
- Rams Running Backs Coach **Skip Peete** held the same position at the University of Pittsburgh from 1988-92. Peete worked alongside current Cardinals Strength and Conditioning coach **Buddy Morris** who held the same role at Pitt during the 1988-89 seasons.
- Rams Running Backs Coach **Skip Peete** and Cardinals Defensive Backs Coach **Nick Rapone** coached together at the University of Pittsburgh from 1989-92. Rapone was the defensive coordinator/defensive backs coach at the time for the Panthers. Additionally, Peete, Rapone and Cardinals Special Teams Coordinator **Amos Jones** were members of the University of Pittsburgh coaching staff in 1992 Jones was the Panthers' kicking game coordinator.
- Rams Head Strength and Conditioning Coach **Ted Rath** coached Cardinals Linebackers Coach **Larry Foote** in 2009 when Foote played linebacker for the Detroit Lions. Rath was the Lions assistant strength and conditioning coach from 2009-15.
- Rams Assistant Head Coach/Linebackers **Joe Barry** was the 49ers Defensive Quality Control Coach in 2000 when Cardinals Defensive Line Coach **Brentson Buckner** played defensive tackle for the 49ers.
- Rams special teams coordinator **John Fassel** and Cardinals Cornerbacks Coach **Kevin Ross** coached together with the Oakland Raiders during the 2010-11 seasons. Fassel held the same position while Ross coached the safeties.
- Rams Quarterbacks Coach **Greg Olson** and Cardinals Linebackers Coach **Bob Sanders** spent the 2013-14 seasons together as members of the Oakland Raiders staff. Olson was the Raiders offensive coordinator while Sanders held the same position as linebackers coach.
- Rams Tight Ends coach **Shane Waldron** worked alongside Cardinals scout **Ryan Gold** at UMass during the 2012-13 seasons. Waldron served as the recruiting coordinator/tight ends coach while Gold served as the assistant offensive line coach.

Former Rams:

- Cardinals College Scouting Coordinator **Debbie Pollom** spent 21 seasons with the Rams, including 12 years as director of scouting administration.
- Cardinals Area Scout **John Mancini** worked with the Rams for 18 seasons including 16 years in the Rams personnel department. Mancini joined the Rams in their inaugural season in St. Louis in 1995. During his tenure with the Rams, Mancini worked on both the pro and college sides of player personnel.
- Cardinals Area Scout **Darius Vinnett** signed with the Rams as an undrafted rookie in 2007. Vinnett also played CB for the Florida Tuskers in the UFL during the 2009 season when Rams Head Coach **Sean McVay** was the Tuskers tight ends coach.

Former Cardinals:

- Rams S **Marqui Christian** was drafted in the fifth round of the 2016 NFL Draft by the Arizona Cardinals. The Rams claimed Christian off of waivers on September 28, 2016.

College Connections:

- Rams OLB **Cory Littleton** and Cardinals S **Budda Baker** played at Washington together during the 2014-15 seasons.
- Los Angeles LS **Jake McQuaide** and Arizona G **Alex Boone** called the Horseshoe home as the two played together at The Ohio State University from 2006-08.
- Los Angeles DB **Blake Countess** anchored the Auburn defensive backfield with Arizona S **Rudy Ford** in 2015.
- Rams DE **Ethan Westbrooks** and Cardinals WR **Brittan Golden** were teammates at West Texas A&M during the 2012 season.
- Los Angeles DT **Michael Brockers** played at LSU with Arizona S **Tyrann Mathieu** during the 2010-11 seasons.
- Rams WR **Josh Reynolds** and Cardinals TE **Ricky Seals-Jones** played together at Texas A&M from 2014-16. Cardinals CB **Brandon Williams** also played for the Aggies with Reynolds and Seals-Jones in 2014-15.
- Rams WR **Sammy Watkins** teamed up with Cardinals WR **Jaron Brown** at Clemson from 2011-12 as the trio lead the explosive Tigers offense.




Rams WR Sammy Watkins and Cardinals WR Jaron Brown

LAST TIME AGAINST THE CARINALS

The Rams are looking to sweep the season series against the Arizona Cardinals for the first time since 2012, when the Rams defeated the Cardinals by scores of 17-3 and 31-17.

L.A. defeated Arizona in the teams' Week 7 contest by a score of 33-0, a Rams home game played in London as part of the NFL's International Series, marking the franchise's first win in London.



WR Cooper Kupp

In the team's first shutout since 2014, L.A. held Arizona to just 193 total yards, 10 first downs, and 3-of-12 on third down. It was the first time the franchise has held an opponent to fewer than 200 yards since November 2015. The Rams defense snared two Cardinals interceptions and posted three sacks in the game.

A week after rushing for 134 yards and a pair of touchdowns against the Buccaneers, running back Adrian Peterson finished with just 21 yards on 11 carries. Los Angeles also kept wide receiver Larry Fitzgerald in check, as he finished with only three receptions for 29 yards.

Offensively, RB Todd Gurley II paced the Rams with 106 yards on the ground, one rushing touchdown and another 48 yards receiving. QB Jared Goff completed 22-of-37 passing attempts for 235 yards, one touchdown, one interception and a 75.8 QB rating.

WR Robert Woods was one-of-four receivers with over 40 yards receiving, the former Trojan posted 59 yards on five receptions, while WR Cooper Kupp finished with 51 yards and a touchdown.

WHAT TO WATCH FOR

- K Greg Zuerlein needs two points to pass David Ray (130 in 1973) for third on the Rams single season scoring list and he needs three points to pass Jeff Wilkins (131 in 2006) for second on the all-time single season list. Jeff Wilkins holds the Rams franchise record for most points in a season with 163 points scored in 2003. Zuerlein's 129 points through Week 12 is the highest total in the NFL.
- Zuerlein needs one field goal to tie Josh Brown (33 in 2010) for second on the Rams all-time single season list. Zuerlein's 32 field goals so far this season is currently the best mark in the NFL.
- Zuerlein needs two 50-plus yard fields goal to tie his own franchise record of seven 50-plus yard field goals made in a season in 2012.
- OLB Robert Quinn ranks fourth in franchise history with 57.5 career sacks, he is 5.5 sacks away from passing former DE Kevin Carter for third place (62.5). Former DE Leonard Little holds the franchise record for career sacks with 87.5 in his time with the Rams organization.
- DT Aaron Donald cracked the franchise's top-10 all-time sack list. The fourth-year pro has 34.0 career sacks, 2.5 sacks from passing former DT D'Marcco Farr for ninth place.



RAMS - CARDINALS WEEK 13

TALE OF THE TAPE

Rams	2017 Statistics	Cardinals
(NFL Rank)		(NFL Rank)
29.9 (2)	Points Per Game	18.5 (24)
379.0 (4)	Total Offense	329.6 (18)
117.5 (9)	Rush Offense	72.8 (32)
261.5 (6)	Pass Offense	256.8 (8)
30:23 (13t)	Time Of Possession Average	29:40 (20)
18.7 (7)	Opponent Points Per Game	25.3 (26)
336.0 (16)	Total Defense	332.8 (14)
123.3 (27)	Rush Defense	100.4 (10)
212.7 (9)	Pass Defense	232.5 (18)
31/196 (6t)	Sacks Made/Yards	27/180 (16)
12 (5t)	Interceptions	10 (11t)
+5 (9t)	Turnover Differential	-4 (21t)
8.8 (15)	Punt Return Average	6.5 (22)
29.0 (1)	Kickoff Return Average	20.2 (26)
22 (8t)	Punts Inside the 20	22 (8t)
94.1 (32/34) (4)	Field Goal Percentage	73.9 (17/23) (25t)

BY THE NUMBERS

4
LB Alec Ogletree has **4** seasons with over 100 tackles in his five-year playing career with the Rams. The Georgia product has three of the top-eight tackling performances in franchise history.

35
K Greg Zuerlein needs **35** points to pass former K Jeff Wilkins for the highest single-season scoring record in franchise history. Wilkins scored 163 points in 2003.

112.8
QB Jared Goff has a QB rating of **112.8** in five games this season as the visiting team. The second-year passer has completed 91-of-144 passing attempts for 1,207 yards, 10 touchdowns and no interceptions.

122.2
RB Todd Gurley II is averaging 122.2 scrimmage yards per game, which is the second-best average in the NFL, trailing only Pittsburgh's RB Le'Veon Bell. Gurley has 1,344 yards from scrimmage through 11 games, which is a single-season best.

RAMS 2017 SEASON LEADERS

Passing	Comp/Att.	Yards	TDs	INTs	Rtg.
Jared Goff	223/361	2,964	18	5	98.6
Rushing	Att.	Yards	Avg.	Long	TDs
Todd Gurley II	204	865	4.2	36	8
Receptions	Rec.	Yards	Avg.	Long	TDs
Robert Woods	47	703	15.0	94t	4
Receiving Yards	Yards	Rec.	Avg.	Long	TDs
Robert Woods	703	47	15.0	94t	4
Tackles	Total	Solo	Asst.		
Alec Ogletree	106	68	38		
Sacks	No.	Yards			
Aaron Donald	6.0	46			
Interceptions	No.	Yards	Avg.	Long	TD
Mark Barron	3	29	9.7	15	0
Punting	No./Yards	Avg.	Net Avg.	In20	Long
Johnny Hekker	40/1,870	46.8	44.1	22	67
Kicking	FGM	FGA	FG Pct.	Long	Points
Greg Zuerlein	32	34	94.1%	56	129
Punt Returns	Ret/FC	Yards	Avg.	Long	TDs
Pharoh Cooper	17/5	205	12.1	40	0
Kickoff Returns	Ret.	Yards	Avg.	Long	TDs
Pharoh Cooper	24	713	29.7	103t	1

CARDINALS 2017 SEASON LEADERS

Passing	Comp/Att.	Yards	TDs	INTs	Rtg.
Carson Palmer	164/267	1,978	9	7	84.5
Rushing	Att.	Yards	Avg.	Long	TDs
Adrian Peterson	129	445	3.5	27t	2
Receptions	Rec.	Yards	Avg.	Long	TDs
Larry Fitzgerald	72	780	10.8	37	4
Receiving Yards	Yards	Rec.	Avg.	Long	TDs
Larry Fitzgerald	780	72	10.8	37	4
Tackles	Total	Solo	Asst.		
Tyvon Branch	66	51	15		
Sacks	No.	Yards			
Chandler Jones	12.0	82.0			
Interceptions	No.	Yards	Avg.	Long	TD
Antoine Bethea	3	37	12.3	21	0
Punting	No./Yards	Avg.	Net Avg.	In20	Long
Andy Lee	59/2,736	46.4	39.0	22	60
Kicking	FGM	FGA	FG Pct.	Long	Points
Phil Dawson	17	23	73.9%	57	69
Punt Returns	Ret/FC	Yards	Avg.	Long	TDs
Kerwynn Williams	21/20	137	6.5	20	0
Kickoff Returns	Ret.	Yards	Avg.	Long	TDs
Kerwynn Williams	16	326	20.4	28	0

RAMS - CARDINALS SERIES HISTORY

Regular Season Record vs. Cardinals	37-38-2
Series points	Rams - 1,490, Cardinals - 1,504
Last regular season game	Rams, 33-0, 10/22/2017
Rams largest winning margin	33, 33-0, 10/22/2017
Cardinals largest winning margin	38, 44-6, 1/1/2017
Current series streak	Rams - One Game
Rams longest win streak	Six Games, 1980-1987
Cardinals longest win streak	Eight Games, 2006-2010
Most points, Rams	46, 46-14, 12/15/1985
Most points, Cardinals	48, 48-19, 12/30/2007
Most points, both teams	68 - L, 41-27, 10/02/1985
Fewest points, Rams	0 - Three Times
Fewest points, Cardinals	0 - Five Times
Fewest points, both teams	6 - L, 6-0, 10/03/1937

NERD'S NEST NOTE

Each week the Los Angeles Rams Analytics Department, also known as the 'Nerd's Nest', will provide an interesting, in-depth statistic.

The Los Angeles Rams receivers have been amongst some of the most consistent pass catchers in the league, helping the development of QB Jared Goff. The Rams are tied for third-best drop percentage during the 2017 season with 3.4 percent of catchable passes being dropped.

Team	Catchable	Drops	Pct. Drops
1. New Orleans Saints	274	8	2.9%
2. Houston Texans	221	7	3.2%
3t. Los Angeles Rams	234	8	3.4%
3t. Kansas City Chiefs	263	9	3.4%
3t. Miami Dolphins	262	9	3.4%



COACHES' CORNER



On January 12, 2017, Los Angeles Rams Owner/Chairman E. Stanley Kroenke named Sean McVay the 23rd full-time head coach in franchise history. McVay became the youngest coach in modern NFL history.

McVay completed his third season as the Redskins' offensive coordinator in 2016 after initially being promoted to the position on January 15, 2014. Prior to his promotion during the 2014 offseason, McVay spent three seasons as the team's tight ends coach and one as an offensive assistant.

The 2016 Redskins' offensive unit broke many franchise records and ranked in the top three in a number of statistical categories. The Washington offense became the first unit in franchise history to average over 400 yards per game (403.4) and notched a franchise record 6,545 total net yards.

Quarterback Kirk Cousins finished the year with single-season team records in completions (406) and passing yards (4,917) and matched his team record for 300-yard passing games (seven). His 4,917 passing yards ranked third in the NFL in 2016 and are the 15th-most in a season in NFL history. Cousins closed out the season ranked second in the NFL in passing yards per game (297.4), passing yards per play (7.84) and yards per play (6.4), in addition to being the league's third ranked offensive team, averaging 403.4 yards per game.

From 2015-16, Cousins threw for 9,083 yards, the fourth highest output by a quarterback trailing only Drew Brees (10,078), Matt Ryan (9,535) and Philip Rivers (9,178).

The Redskins offense had eight players finish the season with at least 500 yards from scrimmage (DeSean Jackson, Pierre Garcon, Jamison Crowder, Rob Kelley, Chris Thompson, Jordan Reed, Vernon Davis and Matt Jones), tying the 2011 New Orleans Saints for the most in a single season in NFL history.

McVay's group posted a breakout campaign in his second year as offensive coordinator in 2015, including record-setting performances by quarterback Kirk Cousins and tight end Jordan Reed. McVay's scheme and tutelage helped Cousins break Redskins records for attempts (543), completions (379), passing yards (4,166) and 300-yard passing games (seven) in a single season. Reed has been a direct beneficiary of McVay's work, spending 2013 as a member of his unit during McVay's time as tight ends coach and being a focal point of the offense in 2015, as Reed recorded 87 receptions for 952 yards (both team records for a tight end) with 11 receiving touchdowns (one shy of the team record) in 2015.

Collectively, McVay's 2015 offense recorded top-10 rankings in third down percentage (43.5, fifth in the NFL), red zone scoring percentage (61.2, eighth), yards per play (5.6, 10th) and points per game (24.3, 10th). The Redskins also led the NFL with a team-record 69.5 completion percentage in 2015, leading the league in the category for the 11th time in team history and the first time since 1970.

In his first season as offensive coordinator in 2014, McVay helped the offense to a Top 10 league ranking in yards per play (5.7) despite starting three different quarterbacks. His work with the three passers was instrumental in setting a team record for completion percentage (66.5 percent, later broken in 2015) and helping facilitate the explosive debut season of wide receiver DeSean Jackson. Jackson averaged a league-best 20.9 yards per reception and became only the fourth player in team history to lead the NFL in that category.

In 2013, McVay played a crucial role in Reed's development, as the then-rookie compiled 45 receptions for 499 yards – both Redskins' single-season rookie tight end records – despite Reed playing in only nine games. Under McVay's tutelage, Reed joined Chris Cooley (2004) as the only Redskins tight ends named to the PFWA All-Rookie Team. In addition, McVay helped tight end Logan Paulsen from an undrafted free agent into a 30-game starter from 2010-13, with Paulsen increasing his reception total each season.

During Washington's NFC East championship season in 2012, McVay's unit was productive despite losing starting tight end Fred Davis to a torn Achilles tendon in Week 7. Davis had led the team in both receptions (24) and receiving yards (325) through seven games before being placed on the Reserve/Injured list. McVay guided a unit that provided reliable receiving options on top of contributing significantly as blockers to the Redskins' league-leading 2,709 rushing yards.

In 2011, McVay played an integral role in Davis' emergence, as the then fourth-year tight end surpassed his previous career highs despite playing in only 12 games. Davis caught 59 passes for 796 yards, the second-highest total on the team in both categories. Before missing the final four games of the season, Davis was on pace to set a franchise record in receiving yards by a tight end and was on pace to post the first 1,000-yard receiving season by a tight end in Redskins' history.

McVay served as an offensive assistant to the Redskins in 2010 in addition to working with the tight ends during the final four weeks of the season following coach Jon Embree's departure. The Redskins offense ranked eighth in the NFL in passing yards per game (244.6) and tight end Chris Cooley ranked second among NFL tight ends in receptions (77) and third in receiving yards (849). The offensive unit also set a franchise record for completions in a season (349), and registered a touchdown pass in 15 consecutive games for the first time in team history. The Redskins' offense led the NFL with nine completions of at least 50 yards, including one in four consecutive games for the first time since 1987.

McVay joined the Redskins prior to the 2010 season after an undefeated regular season with the Florida Tuskers of the United Football League (UFL). The Tuskers finished a perfect 6-0 before losing in the UFL's inaugural championship game. McVay originally entered the National Football League as an offensive assistant with the Tampa Bay Buccaneers in 2008.

McVay graduated from Miami University (Ohio) where he played wide receiver from 2004-07, earning Miami's Scholar-Athlete Award in 2007. His grandfather, John, served in various roles – including vice president/director of football operations from 1983-94 – for the San Francisco 49ers from 1979-95, overseeing five Super Bowl championship squads and earning induction into the 49ers Hall of Fame in 2013.



Bruce Arians was named Arizona's head coach on January 17, 2013 when he signed a four-year contract with a team option for a fifth. After earning 2014 NFL Coach of the Year honors for the second time (2012 with Indianapolis) in three years, Arians received a contract extension in February of 2015 that will keep him with the team through the 2018 season.

During his first four seasons with the Cardinals, Arians has led the team to a 41-22-1 record. Following a 10-6 campaign during his first season at the helm in 2013, Arians led the team to an 11-5 mark and an appearance in the postseason in 2014 on his way to being named the Associated Press Coach of the Year for the second time in three seasons (Indianapolis, 2012). In 2015 Arians led the Cardinals to a franchise single-season record 13 wins on their way to their first NFC West title since 2009, their first-ever postseason bye and an appearance in the NFC Championship Game.

The Cardinals have more wins during Arians' tenure (41) than they had in any four-year span in franchise history. Only four teams – New England (50), Denver (46), Seattle (45) and Kansas City (43) have more wins than Arizona in the last four seasons.

Arians' 41 wins represent the third-most in franchise history, and he needs just nine wins to pass Ken Whisenhunt (49) for the franchise all-time record.

In the last two seasons the Cardinals have posted the #1 (489 in 2015) and #4 (418 in 2016) single-season point totals in franchise history. Arizona has also ranked in the top-10 in both offense and defense in each of the last two seasons, joining New England as the only teams in the NFL to accomplish that feat.

During his first season with the Cardinals in 2013, the team finished with a 10-6 record after winning seven of its final nine games. Arizona doubled its win total from 2012 and the five-win improvement equaled the best single-season turnaround in team history in a 16-game season. Among all-time Cardinals coaches, only Norm Barry (11 in 1925) had more wins in his first season than Arians.

Arians came to AZ after one season with the Colts. In addition to offensive coordinator, he served 12 games as interim head coach while Chuck Pagano was treated for leukemia. Arians was selected as the 2012 AP NFL Coach of the Year after leading the Colts to a 9-3 record and a playoff berth while tying the NFL record for most wins ever by an interim coach. Indy's nine-win improvement (2-14 to 11-5) matched the third-largest single-season turnaround in NFL history. The Colts went through the 2012 season without consecutive losses and were 9-1 in games decided by one score or less.

Arians helped the Colts rank 10th in the NFL (362.4 ypg) in total offense and 7th in passing (258 ypg) and featured rookies that combined for 3,108 yards rushing and receiving, the most of any team since the 1970 AFL-NFL merger according to STATS LLC. The Colts completed 65 passes of 20 yards or more that season, ranking third in the NFL (Detroit-67, New Orleans-66).

Rookie QB Andrew Luck, the first overall selection in the 2012 draft, made the Pro Bowl and set NFL rookie single-season records for the most passing yards (4,374), most attempts (627) and 300-yard passing games (six). He also set the NFL single-game rookie record for most passing yards (433, 11/4 vs. Miami).

Prior to Indy, Arians spent eight seasons with the Steelers, five as offensive coordinator (2007-2011) and three as wide receivers coach (2004-2006). During his tenure as offensive coordinator, the Steelers had a 55-25 record, tying the Packers for the second-best mark in the NFL in that span.

Prior to joining the Steelers, Arians spent three seasons (2001-2003) as offensive coordinator for the Cleveland Browns. In 2002 under his guidance, the Browns scored their most points (344) since 1987 and also improved in virtually every major offensive category.

In his first of what would be two stints with the Colts, Arians spent 1998-2000 as the team's quarterback coach, working under offensive coordinator Tom Moore. Arians tutored Peyton Manning in his first three seasons in the league and helped him earn Pro Bowl nods in his second and third seasons (1999-2000). In 2000, Manning set then team single-season records for passing yards (4,413), completions (357), 300-yard games (5), and touchdown passes (33). The 33 TD passes broke the mark established by Johnny Unitas in 1959.

Arians first job in the NFL was with Kansas City as the team's running backs coach for four seasons (1989-92). With the Chiefs, Arians tutored running back Christian Okoye, who was selected to two Pro Bowls (1989, 1991). Okoye led the league in both rushing attempts (370) and rushing yards (1,480) during the 1989 season and also rushed for 1,031 yards in 1991. Arians spent the '96 season in New Orleans as the Saints tight ends coach.

Arians began his coaching career in 1975 as a graduate assistant at his alma mater and then was elevated to running backs coach. From 1978-80, he coached RBs and WRs at Mississippi State before moving within the SEC to Alabama where he worked under legendary coach Paul "Bear" Bryant. He coached Crimson Tide running backs for two seasons (1981-82) before becoming one of the youngest head coaches in Division I history when Temple University hired him in 1983 at the age of 30.

As a collegiate quarterback at Virginia Tech (1972-74) Arians was voted the team's MVP as a senior. He finished his college career with 78 completions on 174 attempts for 1,270 yards, six touchdowns and eight interceptions in addition to rushing for 539 yards and 14 touchdowns on 135 carries. Arians set a school single-season record for rushing TDs by a QB with 11 in 1974.

A native of Paterson, NJ, Arians grew up in York, PA where he met his wife, Christine. The couple has two children - son, Jake, and daughter, Kristi Anne – as well as a granddaughter, Presley and a grandson, Aiden.



2017 LOS ANGELES RAMS PROJECTED STARTERS

OFFENSE

WR Tavon Austin – Tallied 41 rushing attempts for 188 yards (4.6 yards/rush), 10 receptions for 42 yards, 12 punt returns for 53 yards and one kickoff return for 13 yards through 11 contests this season.

TE Tyler Higbee – Played in 27 career games with 18 starts, including all 11 contests of 2017. Recorded 21 receptions for 262 yards and a touchdown through Week 12 of the 2017 season. Posted a career-best 98 yards receiving on four receptions against the Seahawks in a Week 5 contest.

LT Andrew Whitworth – 12th-year pro has started 175-of-179 career games played. Helped provide time for Goff to throw for a career-best 146.8 QB rating in Week 9 51-17 win at the New York Giants. Voted a team captain by his peers in his first season with the Rams.

LG Rodger Saffold – Seventh-year pro has started 91-of-94 career games played, including all 11 games of the 2017 campaign. Has started at four different positions in 91 career starts - 38 at LT, 35 at LG, 13 at RG, and five at RT. Blocked for RB Todd Gurley II to amass 215 yards from scrimmage, over 7 yards per touch in Week 4 win at Dallas.

C John Sullivan – Started 105-of-133 career games played, all at the center position. Helped provide a pocket for QB Jared Goff to throw for a career-best 355 yards in Week 10 win over Houston. Paved the way for RB Todd Gurley II to amass 1,344 yards from scrimmage through 11 games.

RG Jamon Brown – A third-round selection (No. 72 overall) by the Rams in the 2015 NFL Draft. Started 25-of-31 career games played, primarily at RG, including all 11 contests of the 2017 campaign. Helped provide time for Goff establish a new career-high in passing yards in back-to-back weeks with 311 at NYG and 355 yards passing vs. Houston in a Week 10 33-7 win. Has not surrendered a sack this season.

RT Rob Havenstein – Third-year pro, started all 39 career games played, has committed only eight penalties in 39 games. A second-round selection (No. 57 overall) by the Rams in the 2015 NFL Draft. Has allowed only 2.0 sacks through 11 games this season.

WR Sammy Watkins – Acquired by the Rams via a trade that sent CB E.J. Gaines and a second-round pick to the Buffalo Bills for Watkins and a sixth-round selection. In Week 3 win over San Francisco, tallied 106 yards and two touchdowns, marking his 11th career game with over 100 yards receiving. Third on the team with 490 receiving yards and fourth-most catches with 28. Averages 16.3 yards per reception in his career.

WR Robert Woods – The USC product has played in 67 games with 57 starts through Week 11 of the 2017 season. In Week 3 win over San Francisco, tallied a team-best 108 yards receiving, his fourth career game with over 100 yards through the air. Established a career-best 171 yards receiving vs. Houston in a week 10 win. Totalled 47 catches for a team-best 703 yards through 10 games. Posted back-to-back multiple touchdown games in Week 9 win over New York Giants and Week 10 win vs. Houston Texans.

QB Jared Goff – Started all 18 games he has played in as a professional. On the season, completed 223-of-361 passing attempts with 18 touchdowns, five interceptions and a 98.6 QB rating. Established a career-best 355 yards passing vs. Houston in Week 10 win and a career-high 146.8 QB rating in Week 9 win at New York Giants, a game in which he averaged 22.2 yards per completion.

RB Todd Gurley II – Posted 1,344 yards from scrimmage in 11 games this season and 11 total touchdowns, both are single-season career bests. Recorded 204 rushing attempts for 865 yards (4.2 yards/rush) with eight rushing touchdowns. Ranks third on the team with 38 receptions for 479 yards (fourth-highest total on the team) and three receiving touchdowns. Named the NFC Offensive Player of the Month for September and named NFC Offensive Player of the Week for the team's Week 4 win at Dallas. Voted a team captain by his teammates for a second-straight season.

KEY CONTRIBUTORS

WR Cooper Kupp – Led the team in receiving yards in his professional debut, recording 76 yards and a touchdown on four receptions (19.0 yards/reception). Through Week 12, has the second-most receptions on the team with 46 and the second-highest receiving yardage total (597). Scored his first professional touchdown in Week 1 by way of an 18-yard pass from QB Jared Goff. Totalled three receiving touchdowns so far this season. Posted first-career 100-plus receiving yard game with 116 yards receiving in a 26-20 win over New Orleans in a Week 12 contest.

DEFENSE

DE Michael Brockers – The sixth-year pro started 85-of-86 career games played. Leads all Rams defensive linemen with 52 tackles, including 35 solo stops, seven tackles for a loss, 3.0 sacks and three passes defended. The LSU product has 17.5 career sacks, seven passes defended, two forced fumbles and one fumble recovery.

NT Ethan Westbrooks – Fourth-year professional has played in 46 career games with six starts, including four starts during the 2017 season. Posted 21 tackles, including 12 solo, four tackles for loss, two sacks and one pass defended. Has 6.0 career sacks.

DT Aaron Donald – Three-time Pro Bowler has started 54-of-58 games played. Recorded 39 tackles including 22 solo and 11 tackles for a loss, a team-best 6.0 sacks and three forced fumbles on the season. In the team's Week 3 contest, his second game of the season, corralled 49ers QB Brian Hoyer for a game-clinching sack. Tallied 1.0 sack in five of the team's last six games.

OLB Robert Quinn – Was one-of-four Rams to collect a sack in Week 1 win over the Colts. He has 57.5 career sacks in 90 games played and 72-career starts. Posted 26 total tackles including 15 solo and five tackles for a loss, in addition to 3.5 sacks on the season. Leads the league in forced fumbles since the start of the 2012 season with 19.

OLB Connor Barwin – Nine-year vet has started in 107-of-124 games, including five postseason matchups. Recorded 34 total tackles, including 16 solo stops and 4.0 sacks. Is one-of-eight Rams with at least 2.0 sacks through the first 11 games of the 2017 season. Spent his first four seasons as a member of the Houston Texans, then most recently spent four years in Philadelphia. One-of-two 2017 free agent signings to be named a team captain by their teammates.

LB Alec Ogletree – Voted a captain by his peers for the second-straight season. Leads the team with 106 total tackles, including 68 solo stops on the season. His fourth season with over 100 tackles. Corralled Redskins QB Kirk Cousins for his first sack of the 2017 season and brought down Seahawks QB Russell Wilson for his second sack of the season. Signed a contract extension prior to the team's Week 6 contest at Jacksonville.

LB Mark Barron – Sixth-year pro out of Alabama started 78-of-89 career games played. Ranks second on the team with 93 total tackles including 70 solo stops on the season. Transitioned for a pure safety to a hybrid linebacker role, before settling in as a true linebacker under Defensive Coordinator Wade Phillips' 3-4 defense. In the team's Week 5 contest with the Seahawks, registered a team-high 18 total tackles.

LCB Trumaine Johnson – Fifth-year pro started 58-of-80 career games played. Tallied first INT of the season and returned it 39 yards for a touchdown in the first pass attempted against the Rams defense in the 2017 season opener. Tallied 52 tackles including 42 solo stops through 11 games in 2017, in addition to two interceptions, nine passes defended one forced fumble and one fumble recovery. Named a team captain for the first time in his sixth season as a pro.

RCB Kayvon Webster – Fifth-year cornerback is in his first season with the Rams after signing as a free agent. Sat out the team's Weeks 2 and 3 contests with a shoulder injury. Returned and started Week 4 contest, totaled seven solo stops in his return. Played in 63 career games with 11 starts and has appeared in seven postseason contests. Reunites with Defensive Coordinator Wade Phillips, the duo won Super Bowl 50 with the Denver Broncos. Posted 38 total tackles, including 28 solo with six passes defended this season.

FS Lamarcus Joyner – Tallied first-career INT and returned it 29 yards for a TD in Week 1 win over the Colts. Recorded 37 total tackles through Week 12 of 2017, including 23 solo tackles and four passes defended. Recorded two interceptions in eight games played this season.

SS John Johnson III – Rookie out of Boston College has played in all 11 games for the Rams with seven starts. Earned first-career start in team's Week 5 game against the Seahawks, recorded first-career interception and returned it 69 yards setting up a FG. Recorded 53 total tackles, including 32 solo stops and five passes defended on the season. Posted a team-high six total tackles in Week 7 win over Arizona.

KEY CONTRIBUTORS

CB Nickell Robey-Coleman – Fifth-year CB earned first start as a Ram in a Week 2 contest. Tallied two tackles and one pass defended in his L.A. debut. Registered 33 total tackles, including 23 solo with two interceptions and five passes defended through 10 games in 2017. Played in 74 career games with 18 starts in his career. Posted five career interceptions and two returned for touchdowns.

OLB Matt Longacre – Tied for second on the team in sacks heading into Week 13 with 4.0 sacks. Earned first-career start vs. the Houston Texans in the team's Week 10 33-7 win. Totalled 22 tackles including 13 solo with four tackles for a loss, nine QB hits, one pass defended and has forced one fumble and one fumble recovery.



COORDINATORS' CORNER

LINING UP FOR LaFLEUR



Offensive Coordinator Matt LaFleur

Matt LaFleur joins the Rams fresh off his first Super Bowl appearance as quarterbacks coach for the Atlanta Falcons.

LaFleur has worked his magic with the Rams offensive unit, through nine games of 2017, RB Todd Gurley has scored the most touchdowns with 11 and the Rams offense is converting 43.7 percent of their third down attempts.

The 2016 season marked LaFleur's second season coaching quarterbacks for the Falcons, and it was a prolific year for QB Matt Ryan. Ryan was named NFL MVP and Offensive Player of the Year after throwing for 4,944 yards and 38 touchdowns for a 117.1 quarterback rating. Ryan recorded his sixth straight year throwing for at least 4,000 yards. Currently, Ryan is one of three quarterbacks to accomplish that feat, joining Drew Brees and Matthew Stafford.


In LaFleur's first season with Atlanta, Ryan was also third in the NFL in completions (407), fifth in yards (4,591), and sixth in completion percentage (66.3).

LaFleur spent the 2014 season in the same role at the University of Notre Dame. Under LaFleur's tutelage, Irish QB Everett Golson completed 256-of-427 passes (60 percent) for 3,445 yards with 29 touchdowns. Prior to arriving in South Bend, LaFleur spent four seasons in the same role with the Washington Redskins. LaFleur worked in Washington with QB Robert Griffin III, who became the first Redskins rookie quarterback selected to the Pro Bowl.

Under LaFleur, Griffin established Redskins rookie records in pass completions (258), passing yards (3,200), passing touchdowns (20) and rushing yards by a quarterback (815).

LaFleur played quarterback at Saginaw Valley State where he guided the Cardinals to three-straight NCAA Division II playoff appearances.

PHILLIPS' PHILOSOPHIES



Defensive Coordinator Wade Phillips

Wade Phillips, who is in his 48th year of coaching, enters his first season with the Rams and will take on the defensive coordinator role on Head Coach Sean McVay's staff.

In his 40th NFL season, Phillips owns 35 years of experience as a defensive coordinator or head coach. He most recently served as defensive coordinator for the Denver Broncos (2015-16), which was his second stint with the club after serving the same role from 1989-92, and also as head coach from 1993-94.

Phillips has been a part of 21 different top-10 defensive units during his NFL career and has coached a total of 31 Pro Bowlers, including Pro Football Hall of Famers Elvin Bethea, Curley Culp, Rickey Jackson, Bruce Smith and Reggie White.

He is one of three individuals in NFL history to be named Assistant Coach of the Year multiple times by the Pro Football Writers of America, being honored with that distinction in 2011 with Houston and in 2015 with Denver. Phillips also received the Paul "Dr. Z" Zimmerman Award from the PFWA in 2016 (lifetime achievement as an NFL assistant coach).

Denver finished the 2016 season at the top of the league in several key categories with Phillips at the helm of the defense. The Broncos ranked first in the NFL in pass defense, yards per play and interception return yards, as well as fourth in total defense and scoring defense. The unit tied for third in the NFL with 42 sacks and ranked second in the league with 113 quarterback hits in 2016. Several players earned consecutive Pro Bowl nods in Von Miller, Chris Harris Jr., and Aqib Talib, while Darian Stewart notched his first such honor.

The veteran coach has made quick work of improving defenses that he's inherited in his first season working with the group. Over those past seven first seasons running a team's defense, which included his 2007 stint as the Dallas Cowboys' head coach, Phillips has shaved off an average of 35 yards allowed and 5.1 points scored from the previous season.

FASSEL'S FLYERS

The Rams have developed a reputation for delivering the unexpected in the kicking game, and special teams coordinator John Fassel is at the helm of the trickery that has helped the Rams become one of the NFL's best when it comes to special teams.

The 2016 season was another record-breaking year for Fassel's special teams unit. P Johnny Hekker earned his third trip to the Pro Bowl after setting an NFL record for punts downed inside the 20 (51). Hekker also established a new NFL record for single-season net punting average (46.0), breaking the previous record that Hekker himself set in 2013. Hekker also moved into second place in Rams history, with 434 career punts. K Greg Zuerlein moved into eighth-place in Rams history in points scored, passing WR Torry Holt. LS Jake McQuaide became the first long snapper in franchise history to earn a Pro Bowl berth.

The 13th-year NFL coach served as the Los Angeles Rams interim head coach for the final three games of the 2016 season.

Fassel is the son of former NFL coach Jim Fassel, a longtime NFL coach who guided the New York Giants to the Super Bowl during the 2000 season. John is a triathlete who has finished three Ironman distance triathlons.



Special Teams Coordinator John Fassel

LOS ANGELES RAMS COACHES

Head Coach	Sean McVay
Assistant Head Coach/Linebackers	Joe Barry
Special Teams Coordinator	John Fassel
Offensive Coordinator	Matt LaFleur
Defensive Coordinator	Wade Phillips
Defensive Quality Control	Thad Bogardus
Assistant Offensive Line	Andy Dickerson
Safeties	Ejiro Evero
Assistant Strength and Conditioning	Edward Grayner
Defensive Line	Bill Johnson
Offensive Line	Aaron Kromer
Offensive Quality Control	Zak Kromer
Assistant Special Teams	Tyrone McKenzie
Strength Assistant	Fernando Noriega
Quarterbacks	Greg Olson
Running Backs	Skip Peete
Cornerbacks	Aubrey Pleasant
Head Strength & Conditioning	Ted Rath
Assistant Linebackers	Chris Shula
Assistant Wide Receivers	Zac Taylor
Assistant Strength and Conditioning	Blair Wagner
Tight Ends	Shane Waldron
Wide Receivers	Eric Yarber



RAMS TEAM NOTES

TOP-10 TALENT



QB Jared Goff and RB Todd Gurley II

The Rams are one of only two teams in the NFL to have four skill position players who were taken in the top-10 in the NFL Draft with QB Jared Goff, RB Todd Gurley II and WRs Sammy Watkins and Tavon Austin.

The Arizona Cardinals have four top-10 skill players with the addition of RB Adrian Peterson. The Chicago Bears and Kansas City Chiefs both have three skill position players taken in the top-10 in the NFL Draft.

The Arizona Cardinals have RB Adrian Peterson (No. 7 overall in 2007), QB Blaine Gabbert (No. 10 overall in 2011), WR Larry Fitzgerald (No. 3 overall in 2004) and QB Carson Palmer (No. 1 overall in 2003).

The Bears have QB Mitchell Trubisky (No. 2 overall in 2017), WR Kevin White (No. 7 overall in 2015) and Mark Sanchez (No. 5 overall in 2009).

The Kansas Chiefs have QB Patrick Mahomes (No. 10 overall in 2017), RB C.J. Spiller (No. 9 overall in 2010) and QB Alex Smith (No. 1 overall in 2005).

Los Angeles Rams Top-10 Skill Players

Player	Position	Draft	Selection
Jared Goff	QB	2016	1st overall
Todd Gurley II	RB	2015	10th overall
Sammy Watkins	WR	2014	4th overall
Tavon Austin	WR	2013	8th overall

FIRST ROUND FOCUS

The Rams possess 10 players who entered the league as first-round selections in the NFL Draft. Seven of their 10 current first-round selections were drafted by the Rams.

Including the reserve lists, L.A. has drafted 25 players on it's roster, seven of those 25 were selected by the Rams in the first round of the respective drafts.

First-Round Players on the Rams

Player	Position	Draft	Selection
Jared Goff	QB	2016	1st overall
Todd Gurley II	RB	2015	10th overall
Sammy Watkins (BUF)	WR	2014	4th overall
Aaron Donald	DT	2014	13th overall
Dominique Easley* (NE)	DT	2014	29th overall
Tavon Austin	WR	2013	8th overall
Alec Ogletree	LB	2013	30th overall
Mark Barron (TB)	LB	2012	7th overall
Michael Brockers	DE	2012	14th overall
Robert Quinn	OLB	2011	14th overall

* Denotes on reserve/injured list



WR Tavon Austin, RB Todd Gurley II, LB Alec Ogletree

MARGINALLY GREAT

The Rams are not only winning games this season, but they are winning by a large margin. They currently have the third-greatest margin of victory in the NFL outscoring opponents by an average of 19.13 points per game. L.A. is the only eight-win team with at least a 19 point per game average margin of victory.

Team	Average Margin of Victory	Record
1. Jacksonville Jaguars	19.71	7-3
2. Baltimore Ravens	19.50	6-5
3. Los Angeles Rams	19.13	8-3
4. Houston Texans	18.25	4-6
5. Philadelphia Eagles	16.70	10-2

During the team's four-game winning streak from Week 6-10, L.A. outscored its opponents 144-41 with wins of 27-17, 33-0, 51-17 and 33-7.

LONGEST TENURED RAMS



LS Jake McQuaide

There are seven current Rams who have played at least 75 games for the franchise, led by LS Jake McQuaide, with 107 career games played in a Rams uniform. McQuaide has played in every game since joining the franchise as an undrafted free agent following the 2011 NFL Draft.

G Rodger Saffold (94), P Johnny Hekker (91), OLB Robert Quinn (90), K Greg Zuerlein (89), DT Michael Brockers (86) and CB Trumaine Johnson (80) join McQuaide for most games played as a Ram.

Pos.	Player	Games Played for the Rams
LS	Jake McQuaide	107
G	Rodger Saffold	94
P	Johnny Hekker	91
OLB	Robert Quinn	90
K	Greg Zuerlein	89
DT	Michael Brockers	86
CB	Trumaine Johnson	80

AYE, AYE CAPTAIN



Rams 2017 Team Captains

Under Head Coach Sean McVay, the Los Angeles Rams players voted on who would represent them as their team captains - the 2017 Rams Captains include three returning captains as well as two first-year Rams who were voted to be captain.

P Johnny Hekker is in his fourth season as a captain for the Rams, RB Todd Gurley II and LB Alec Ogletree are each in their second-consecutive season serving as captains. CB Trumaine Johnson is a first-time captain in his sixth season with the team. T Andrew Whitworth and OLB Connor Barwin, who joined the team as free agents this offseason, were each voted as captains.



RAMS TEAM NOTES

ALOHA RAMS



Rams 2017 Pro Bowl Participants P Johnny Hekker and LS Jake McQuaide

A trio of Rams were voted to the 2017 Pro Bowl in P Johnny Hekker, DT Aaron Donald and LS Jake McQuaide. It was Donald's third-consecutive invitation to the all-star game, and Hekker's third trip in four years. LS Jake McQuaide became the first long snapper in franchise history to be named to the Pro Bowl.

Los Angeles has seven Pro Bowlers that have combined for 14 Pro Bowl appearances.

Current Rams Pro Bowl Appearances

Player	Year
OLB Connor Barwin	2015
DT Aaron Donald	2015, 2016, 2017
RB Todd Gurley II	2016
P Johnny Hekker	2014, 2016, 2017
LS Jake McQuaide	2017
OLB Robert Quinn	2014, 2015
T Andrew Whitworth	2012, 2015, 2016

DRAFT HISTORY



Rams TE Gerald Everett

The Los Angeles Rams 2017 draft class, the first under first-year head coach Sean McVay featured four offensive players as well as four defenders. McVay and company concentrated their efforts on pass catchers, selecting three different receiving threats with the team's first four selections.

Defensively, Los Angeles added two outside linebackers as the unit makes the switch to defensive coordinator Wade Phillips' 3-4 scheme, as well as a defensive tackle and a defensive back.

2017 Rams Draft Class

Pos.	Player	School	Selection (overall)
TE	Gerald Everett	South Alabama	Rd. 2 (44)
WR	Cooper Kupp	Eastern Washington	Rd. 3 (69)
DB	John Johnson III	Boston College	Rd. 3 (91)
WR	Josh Reynolds	Texas A&M	Rd. 4 (117)
OLB	Samson Ebukam	Eastern Washington	Rd. 4 (125)
DT	Tanzel Smart	Tulane	Rd. 6 (189)
FB	Sam Rogers*	Virginia Tech	Rd. 6 (206)
OLB	Ejuan Price	Pittsburgh	Rd. 7 (234)

The Los Angeles Rams entered the 2016 NFL Draft with the No. 1 overall pick, having acquired it in a historical trade with the Tennessee Titans. With that pick, the Rams selected QB Jared Goff - the 22nd quarterback taken with the first overall pick during the common draft era (since 1967).

*Denotes a member of the Rams practice squad.

TOP SCORING TEAMS


Rams Head Coach Sean McVay immediately fixed the team's scoring issues, surpassing the 224 points scored in 2016 in only eight games in 2017. Not only have the Rams improved, they rank second in the league in total scoring and points per game through Week 12 of the 2017 season with 329 points scored and an average of 29.9 points per game.

The Rams have scored 30-plus points five times this season, a feat the team achieved only three times in the previous two seasons.

Most Points Scored in 2017

Team	Games	Points	Points/GM
1. Philadelphia Eagles	11	351	31.9
2. Los Angeles Rams	11	329	29.9
3. New England Patriots	11	325	29.5
4. New Orleans Saints	11	322	29.3
5. Detroit Lions	11	294	26.7

HOME IS WHERE THE HEART IS



The Los Angeles Rams once again call the Los Angeles Memorial Coliseum home, the original home of the Los Angeles Rams from 1946-1979 and once again from 2016 through the 2019 campaign.

Los Angeles has a regular season record of 146-83-8 in games played at the Coliseum. Los Angeles also hosted 10 playoff contests at the Coliseum.

Los Angeles went 7-0 at home twice in its first 34 seasons in the Coliseum, during the 1973 and 1977 seasons.

FRESH FACES


In addition to 20 new coaches on the Rams' 23-man coaching staff, Los Angeles also has 22 new faces on its roster, including, two players acquired via trade, nine free agents, two players claimed off waivers and nine rookies. Of the 22 new faces, 14 are on the offensive side of the ball, while eight new defenders joined the Rams this offseason.

Pos.	Name	College	Height	Weight	Obtained
<u>Acquired via Trade:</u>					
WR	Sammy Watkins	Clemson	6-1	211	T(BUF)-'17
TE	Derek Carrier	Beloit (Wis.)	6-4	244	T(Was)-'17
<u>Waiver Claim:</u>					
QB	Brandon Allen	Arkansas	6-2	214	W(JAX)-'17
C	Austin Blythe	Iowa	6-3	300	W(IND)-'17
<u>Free Agents:</u>					
OLB	Connor Barwin	Cincinnati	6-4	255	FA-'17
RB	Lance Dunbar	North Texas	5-8	187	FA-'17
T	Cornelius Lucas	Kansas State	6-9	320	FA-'17
CB	Nickell Robey-Coleman	USC	5-8	178	FA-'17
C	John Sullivan	Notre Dame	6-4	310	FA-'17
DT	Tyrann Walker	Tulsa	6-3	310	FA-'17
CB	Kayvon Webster	South Florida	5-11	192	FA-'17
T	Andrew Whitworth	LSU	6-7	333	FA-'17
WR	Robert Woods	USC	6-0	193	FA-'17
<u>Rookies:</u>					
RB	Justin Davis	USC	6-1	198	UDFA
OLB	Samson Ebukam	E. Washington	6-3	240	D4B-'17
TE	Gerald Everett	S. Alabama	6-3	245	D2-'17
CB	Dominique Hatfield	Utah	5-10	170	UDFA
S	John Johnson III	Boston College	6-0	204	D3B-'17
WR	Cooper Kupp	E. Washington	6-2	205	D3A-'17
OLB	Ejuan Price	Pittsburgh	5-11	250	D7-'17
WR	Josh Reynolds	Texas A&M	6-3	192	D4A-'17
DT	Tanzel Smart	Tulane	6-1	290	D6A-'17



RAMS TEAM NOTES

HONOR ROLL



RB Todd Gurley, NFC POM, Sept. 2017

There have been five different Rams honored seven times during the 2017 campaign with two NFC Special Teams Players of the Week, two NFC Offensive Player of the Week, one NFC Defensive Player of the Week, one NFC Offensive Player of the Month and one Special Teams Player of the Month.

RB Todd Gurley II was named the NFC Offensive Player of the Month for September this season. Gurley rushed 63 times for 241 yards and four rushing touchdowns and recorded 13 receptions for 140 yards and two touchdowns in the month of September. Gurley's six touchdowns led the NFC and were tied for first in the NFL in the opening month of the 2017 season.

A week after being named NFC Player of the Month for the first three games of the 2017 season, Gurley led the team in rushing (121 yards) and receiving (94 yards) to account for a career-best 215 yards from scrimmage, earning a 35-30 win over the Cowboys and his first-career NFC Offensive Player of the Week accolades.

K Greg Zuerlein booted his way into the Rams franchise history books in the 2017 Week 4 win over Dallas with a 7-of-7 showing on field goal attempts, establishing a new franchise record for single-game made field goals and posted 23 points en route to his first NFC Special Teams Player of the Week honors since the 2014 season. Zuerlein was named the NFC Special Teams Player of the Month for October 2017, his first-career player of the month accolades.

CB Trumaine Johnson earned his first-career NFC Defensive Player of the Week award after recording a pick six, a forced fumble, a fumble recovery, one PD and two tackles against the Colts in Week 1 of 2017.

WR/Returner Pharoh Cooper earned his first-career Player of the Week Accolades following the Week 6 win over Jacksonville, taking the opening kickoff 103 yards to pay dirt.

CB Nickell Robey-Coleman earned AFC Player of the Week accolades as a member of the Buffalo Bills for his Week 5 performance against the Rams a season ago.

Player	Award	(Season)
Tavon Austin	NFC ST POW	Week 10 (2013)
Tavon Austin	NFC ST POM	November (2013)
Tavon Austin	NFC ST POW	Week 14 (2014)
Tavon Austin	NFC ST POW	Week 1 (2015)
Pharoh Cooper	NFC ST POW	Week 6 (2017)
Aaron Donald	NFC Def POW	Week 1 (2015)
Aaron Donald	NFC Def POW	Week 14 (2015)
Aaron Donald	NFC Def POW	Week 4 (2016)
Jared Goff	NFC Off POW	Week 9 (2017)
Todd Gurley II	NFC Off POM	September (2017)
Todd Gurley II	NFC Off POW	Week 4 (2017)
Johnny Hekker	NFC ST POW	Week 5 (2012)
Johnny Hekker	NFC ST POW	Week 10 (2016)
Johnny Hekker	NFC ST POM	December (2016)
Trumaine Johnson	NFC Def POW	Week 1 (2017)
Robert Quinn	NFC ST POW	Week 8 (2011)
Robert Quinn	NFC Def POW	Week 1 (2013)
Nickell Robey-Coleman	AFC Def POW	Week 5 (2016)
Greg Zuerlein	NFC ST POW	Week 4 (2012)
Greg Zuerlein	NFC ST POW	Week 13 (2012)
Greg Zuerlein	NFC ST POW	Week 11 (2014)
Greg Zuerlein	NFC ST POW	Week 4 (2017)
Greg Zuerlein	NFC ST POM	October (2017)

NO FIRST, AND 10



Rams Head Coach Sean McVay and General Manager Les Snead

The 2017 NFL Draft marked the 81st draft for the Rams franchise dating back to the second-ever NFL draft in 1937. The team has not had a first-round selection in only eight of those drafts, most recently in 2017.

The season following a draft in which the team didn't make a selection in the first round, the Rams went on to win at least 10 games on four different occasions (1967, 1968, 1973, 1984), including two seasons where the Rams claimed the NFC West title (1967, 1973).


Additionally, five of the franchise's 21 ties have come the season following a draft that the Rams didn't make a first-round selection, including two ties during the 1967 season, one of three seasons that featured two games ending in a draw.

Year (Traded to)	Record	Divisional Finish
2017 (choice to Cleveland through Tenn.)		TBD
1987 (choice to Houston)	6-9	third in NFC West
1984 (choice to Kansas City)	10-6	second in NFC West
1973 (choice to New England)	12-2	first in NFC West
1972 (choice to NY Giants through N.E.)	6-7-1	third in NFC West
1968 (choice to Detroit)	10-3-1	second in NFC West
1967 (choice to Minnesota)	11-1-2	first in NFC West
1948 (choice to Detroit)	6-5-1	third in Western Conference

In total, the Rams are 61-33-5 (.559) all-time the season after not selecting in the first round of that year's draft.

YOUNG GUNS

As of Week 1 of the 2017 campaign, the Rams have not only the youngest head coach in modern NFL history, they also have the league's second-youngest roster with an average age of 25.7, trailing only the Cleveland Browns.



S John Johnson III is the youngest Ram, he will turn 22 in December

The youngest Ram on the roster is S John Johnson III, who will turn 22 on Dec. 19. The oldest Ram is T Andrew Whitworth, the 12th year pro will turn 36 on Dec. 12, exactly one week before Johnson celebrates his 22nd birthday.

There are three Rams players over the age of 30, OLB Connor Barwin (31), C John Sullivan (32) and Whitworth.

A season ago, the Rams went into Week 1 as the youngest team in the NFL with an average age of 25.60 years old. The Browns were the league's second-youngest team last season with an average age of 25.62.

Youngest NFL Teams as of Week 1 2017

Team	Average Age
Cleveland Browns	24.7
Los Angeles Rams	25.7
Cincinnati Bengals	26.0
Jacksonville Jaguars	26.1
Indianapolis Colts	26.1



RAMS TEAM NOTES

WORTH EVERY PENNY

Rams WR Robert Woods has proven to be one of, if not the best free agent acquisition at the wide receiver position this season.

Among unrestricted free agents from the 2017 class, Woods ranks second in receptions, first in receiving yards and second in touchdown receptions.

The chart below shows where Woods ranks among 2017 unrestricted free agents in receiving yards.

Woods enjoyed a career day with 171 yards receiving against the Texans in a 33-7 win.



WR Robert Woods vs. Houston

Most Receiving Yards Among 2017 Unrestricted Free Agents

Player	2016 Team	2017 Team	Yards
1. Robert Woods	BUF	LA	703
2. Alshon Jeffery	CHI	PHI	619
3. DeSean Jackson	WAS	TB	592
4. Marquise Goodwin	BUF	SF	578
5. Pierre Garcon	WAS	SF	500

HANGIN WITH THE BEST OF 'EM

Rams QB Jared Goff is the only quarterback in franchise history to pass for 300-plus yards, three touchdowns and no interceptions in consecutive games.

Goff is also one-of-five quarterbacks this season to post multiple games with 300-plus yards, three touchdowns and no interceptions. He joins Kansas City's Alex Smith, Washington's Kirk Cousins, Seattle's Russell Wilson and New England's Tom Brady as the only quarterbacks to accomplish this feat in 2017.



QB Jared Goff and Patriots QB Tom Brady

Jared Goff's Games with 300+ Yards, 3 TDs & 0 INTs

Date	Opponent	Yards	TD/INT	Score/Result
11/05/17	NYG	311	4/0	W, 51-17
11/12/17	HOU	355	3/0	W, 33-7

Alex Smith's Games with 300+ Yards, 3 TDs & 0 INTs

Date	Opponent	Yards	TD/INT	Score/Result
09/07/17	NE	368	4/0	W, 42-27
10/08/17	HOU	324	3/0	W, 42-34
10/19/17	OAK	342	3/0	L, 31-30

Tom Brady's Games with 300+ Yards, 3 TDs & 0 INTs

Date	Opponent	Yards	TD/INT	Score/Result
09/17/17	NO	447	3/0	W, 36-20
09/24/17	HOU	378	5/0	W, 36-33
11/19/17	OAK	399	3/0	W, 33-8

Kirk Cousins' Games with 300+ Yards, 3 TDs & 0 INTs

Date	Opponent	Yards	TD/INT	Score/Result
09/17/17	OAK	365	3/0	W, 27-10
11/19/17	NO	322	3/0	L, 34-31

Russell Wilson's Games with 300+ Yards, 3 TDs & 0 INTs

Date	Opponent	Yards	TD/INT	Score/Result
09/24/17	TEN	373	4/0	L, 33-27
10/22/17	NYG	334	3/0	W, 24-7

DUAL THREAT



RB Todd Gurley II vs. Houston

The Rams offense is one of the most dynamic units in the NFL this season and is currently tied for the league-lead in scrimmage yards per touch. The Rams are averaging 7.9 scrimmage yards per touch through Week 12, tied with four other teams for the best average in the league.

The Rams success from scrimmage is due in large part to RB Todd Gurley II, who ranks second in the NFL in scrimmage yards per game with 121.6. He has been one of the best dual threats through the air and on the ground this season.

Highest Scrimmage Yards-per-Touch in 2017

Team	Scrim. Yds/Touch
1t. Los Angeles Rams	7.9
1t. Kansas City Chiefs	7.9
1t. New England Patriots	7.9
1t. New Orleans Saints	7.9
1t. Atlanta Falcons	7.9

Most Scrimmage Yards-per-Game in 2017

Player	Team	Scrim. Yds/Game	Scrim. Yds
1. Le'Veon Bell	PIT	125.2	1,377
2. Todd Gurley II	LA	122.2	1,344
3. Kareem Hunt	KC	112.2	1,234
4. Antonio Brown	PIT	108.6	1,195
5. Leonard Fournette	JAC	112.0	938

MAGIC EIGHT BALL

Rams QB Jared Goff ranks third in the league in yards-per-attempt with a mark of 8.21. He is one-of-five quarterbacks in the NFL that is averaging more than eight yards per attempt this season.

On the season, Goff has completed 223-of-361 passing attempts for 2,964 yards, 18 touchdowns, five interceptions and a QB rating of 98.6.

Highest Passing Yards-per-Attempt in 2017

Player	Team	Y/A
1. Deshaun Watson	Houston Texans	8.33
2. Tom Brady	New England Patriots	8.27
3. Jared Goff	Los Angeles Rams	8.21
4. Drew Brees	New Orleans Saints	8.12
5. Kirk Cousins	Washington Redskins	8.08

MY CAUSE, MY CLEATS

Los Angeles Rams players will showcase personal causes on-field during this Sunday's game against the Arizona Cardinals at University of Phoenix Stadium as part of the NFL's My Cause, My Cleats campaign.



QB Jared Goff with his Sarcoma Foundation of America cleats.

NFL players will again have the chance to share the causes that are important to them during all Week 13 games, as part of the NFL's My Cause, My Cleats campaign. There are 27 Rams planning to showcase their causes on-field during Week 13 games, nearly double the player participation from the inaugural year of the campaign.



RAMS OFFENSIVE NOTES

DOWN-IN AND DOWN-OUT



WR Sammy Watkins

Through 11 games this season, the Rams rank fourth in the NFL in yards-per-play with a mark of 5.94. The top four teams in yards-per-play all lead their division heading into Week 12.

Against the Giants, L.A. averaged 7.8 yards per play, while QB Jared Goff averaged 22.2 yards per completion.

WR Sammy Watkins is averaging 17.5 yards per reception through 11 games as a member of the Los Angeles Rams.

Highest Yards-Per-Play in 2017

Team	Yds./Play
1. New Orleans Saints	6.41
2. Atlanta Falcons	6.15
3. New England Patriots	6.09
4. Los Angeles Rams	5.94
5. Kansas City Chiefs	5.92

GAME WRECKERS

The Rams are one-of-four teams in the NFL with three or more players who have touchdown receptions of 50-plus yards.

The Kansas City Chiefs and Philadelphia Eagles both have four different players with 50-plus yard touchdown receptions, while L.A. and the Indianapolis Colts each have three players with a 50-plus yard score.



Watkins, Gurley II and Woods

WR Robert Woods recorded a 50-plus yard receiving touchdown in back-to-back weeks, including a 94-yard touchdown against the Houston Texans, marking the third longest touchdown reception in franchise history and the second-longest touchdown reception in the NFL this season.

Los Angeles Players with 50-plus yard TD Recs

Player	Date/Opponent	Play
Robert Woods	11/12/17 vs. HOU	94-yard TD Reception
Sammy Watkins	11/5/17 @ NYG	67-yard TD reception
Todd Gurley II	10/1/17 @ DAL	53-yard TD reception
Robert Woods	11/5/17 @ NYG	52-yard TD reception

Indianapolis Players with 50-plus yard TD Recs

Player	Date/Opponent	Play
T.Y. Hilton	11/5/17 @ HOU	80-yard TD reception
T.Y. Hilton	9/24/17 vs. CLE	61-yard TD reception
Chester Rogers	11/12/17 vs. PIT	61-yard TD reception
Donte Moncrief	11/12/17 vs. PIT	60-yard TD reception

Philadelphia Players with 50-plus yard TD Recs

Player	Date/Opponent	Play
Nelson Agholar	9/10/17 @ WAS	58-yard TD reception
Nelson Agholar	10/8/17 vs. ARI	72-yard TD reception
Mack Hollins	10/23/17 vs. WAS	64-yard TD reception
Torrey Smith	10/8/17 vs. ARI	59-yard TD reception
Alshon Jeffery	10/29/17 vs. SF	53-yard TD reception

Kansas City Players with 50-plus yard TD Recs

Player	Date/Opponent	Play
Kareem Hunt	9/7/17 NE	78-yard TD reception
Tyreek Hill	9/7/17 @NE	75-yard TD reception
Tyreek Hill	10/19/17 @OAK	64-yard TD reception
Tyreek Hill	11/05/17 @DAL	56-yard TD reception
Albert Wilson	10/19/17 @OAK	63-yard TD reception
De'Anthony Thomas	10/15/17 vs. PIT	57-yard TD reception

2ND-AND-SIXISH

The Rams currently rank fourth in the NFL in percentage of rushes gaining 4-plus yards. 46.1 percent of the Rams rushing plays this season have gone for at least four yards, which is vital in limiting third-and-longs as well as picking up early first downs. The Rams also rank second in the NFL in rushing plays of 4-plus yards on first down, trailing only New England.



RB Todd Gurley II

RB Todd Gurley II averages 4.23 yards per rush amassing 791 yards rushing on 187 attempts. The 187 rushes ranks fourth in the NFL and Gurley and Jacksonville RB Leonard Fournette are the only running backs in the top-five in rushing attempts to average more than 4.20 yards per carry.

Percentage of Rushes Gaining 4+ Yards in 2017

Team	Rushes	4+ Rush	Pct. Rush +4
1. Dallas Cowboys	314	154	49.0
2. New England Patriots	308	148	48.1
3. Green Bay Packers	260	124	47.7
4t. Los Angeles Rams	318	144	45.3
4t. Baltimore Ravens	318	144	45.3

Percentage of Rushes Gaining 4+ Yards on 1st Down in 2017

Team	1st Rush 4+	1st Rush	Pct.
1. Dallas Cowboys	173	90	52.0
2. New England Patriots	181	93	51.4
3. Los Angeles Rams	177	86	48.6
4. New Orleans Saints	178	85	47.8
5. Green Bay Packers	131	62	47.3

ROAD WARRIOR

Rams QB Jared Goff is the only quarterback this season to start all of his teams games on the road and not record an interception.

Goff has 91 completions for 1,207 yards, 10 touchdowns and zero interceptions in four road games this season. The Rams are 4-1 in those contests.

Goff has posted a 112.8 passer rating on the road with 10 touchdowns, third only to Kansas City QB Alex Smith and New England QB Tom Brady. Goff's 11 25-plus yard passes on the road is tied for eighth with five other players.



QB Jared Goff

Most Touchdown Passes on the Road in 2017

Rk.	Player	Team	Games	TDs
1.	Alex Smith	KC	6	14
2t	Andy Dalton	CIN	6	13
2t	Philip Rivers	LAC	6	13
4t.	Tom Bray	NE	5	12
4t.	Russell Wilson	SEA	6	12
6t.	Jared Goff	LA	5	10
6t.	Matt Ryan	ATL	6	10
6t.	Carson Wentz	PHI	5	10

Highest Passer Rating on the Road in 2017 (Minimum of 4 starts)

Rk.	Player	Team	Games	Rate
1.	Alex Smith	KC	6	115.0
2.	Tom Brady	NE	5	114.5
3.	Jared Goff	LA	5	112.8
4.	Kirk Cousins	WAS	5	110.1
5.	Andy Dalton	CIN	6	108.0



RAMS OFFENSIVE NOTES

LINING THEM UP

One of Head Coach Sean McVay's first tasks was shoring up the Rams offensive line - a unit that saw six different starting combinations during the 2016 campaign. The Rams are the only team in the NFL to use the same five starting offensive linemen in all 11 of their contests this season.

The unit has allowed only 19 sacks through 11 games in 2017, tied for the seventh fewest sacks allowed in the NFL through Week 12. The Los Angeles Chargers and Minnesota Vikings have allowed the fewest sacks so far this season, only allowing 12 sacks on the season.'



C John Sullivan

L.A. has two games this season in which they did not surrender a sack, a feat they were unable to achieve once during the 2016 season.

The franchise has not used a draft pick on an offensive lineman since the 2015 draft, so McVay and Co. infused the existing youth on the roster with a pair of veteran free agents in T Andrew Whitworth and C John Sullivan. The duo has combined to play in 308 career games with 276 starts. Additionally, Whitworth and Sullivan have played in 10 postseason contests with nine career playoff starts between them.

T Rob Havenstein, a massive 6-8 lineman from Wisconsin, was the team's second round (57th overall) pick in 2015. Havenstein started the first 15 games of the 2016 season at RT before suffering an ankle injury.

2015 third-round pick G Jamon Brown started five games in his second professional season at both left and right guard positions. He won the RG position heading into the 2017 campaign.

GOING GOFF IN THE SCORING COLUMN



QB Jared Goff

After enjoying a career-day in the team's opening win over the Indianapolis Colts, QB Jared Goff established a then career-high in passing yards (311), QB rating (146.8) and passing touchdowns (4) in a rain-soaked win over the New York Giants in the team's Week 9 win. A week later in the team's first game back in L.A. in over a month against, Goff posted a new-career high 355 yards passing.

Goff became only the fourth QB this season to pass for over 300 yards with four passing touchdowns this season in a 51-17 win over the New

York Giants.

In his first road start of his sophomore campaign, a Thursday Night game at San Francisco, the Cal product had his most efficient day in the NFL, completing 22-of-28 passing attempts (79 percent) for 292 yards, three touchdowns and no interceptions with a 145.8 QB rating, earning his first road victory. It was Goff's second three-touchdown game, both games came on the road in his first road start of each of his first two seasons.

Against the Cowboys in a 35-30 win, Goff threw for two touchdowns, his third-career multi-touchdown game. He finished the game with 255 yards and completed 21-of-26 passing attempts.

In road games during the 2017 season, Goff has completed 91-of-144 passing attempts (63.2 percent), for 1,207 yards with 10 touchdowns and no interceptions and a 112.8 QB rating in five road games. Additionally, Goff has only been sacked six times in five road games, which includes two road games without allowing a sack.

Goff has three-career three touchdown games and has thrown four touchdown passes once through his first 16 games as a professional.

Rams QB Jared Goff threw three touchdowns in the first half of his first-career road start as a rookie in a Week 12 match-up with the New Orleans Saints in 2016. Goff became the third rookie to throw three touchdowns in their first-career road start over the past 20 years.

Jared Goff Touchdown Passes

Play	Date/Opponent
24-yard pass to WR Tavon Austin	11/27/16/NO
6-yard pass to WR Kenny Britt	11/27/16/NO
15-yard pass to TE Lance Kendricks	11/27/16/NO
1-yard pass to WR Kenny Britt	12/4/16/NE
2-yard pass to TE Tyler Higbee	12/24/16/SF
18-yard pass to WR Cooper Kupp	9/10/17/IND
18-yard pass to RB Todd Gurley II	9/17/17/WAS
7-yard pass to RB Todd Gurley II	9/21/17/SF
1-yard pass to WR Sammy Watkins	9/21/17/SF
13-yard pass to WR Sammy Watkins	9/21/17/SF
7-yard pass to WR Cooper Kupp	10/1/17/DAL
53-yard pass to RB Todd Gurley II	10/1/17/DAL
4-yard pass to TE Gerald Everett	10/15/17/JAX
18-yard pass to WR Cooper Kupp	10/22/17/ARI
8-yard pass to TE Tyler Higbee	11/5/17/NYG
52-yard pass to WR Robert Woods	11/5/17/NYG
67-yard pass to WR Sammy Watkins	11/5/17/NYG
4-yard pass to WR Robert Woods	11/5/17/NYG
94-yard pass to WR Robert Woods	11/12/17/HOU
17-yard pass to WR Sammy Watkins	11/12/17/HOU
12-yard pass to WR Robert Woods	11/12/17/HOU
5-yard pass to WR Sammy Watkins	11/26/17/NO
7-yard pass to WR Josh Reynolds	11/26/17/NO

'WAT' ABOUT THE DEEP BALL?

Since being drafted in 2014, Rams newly acquired receiver Sammy Watkins has the third highest average yards per reception total in the NFL (minimum of 150 receptions). Watkins (16.3) trails only WRs DeSean Jackson (17.8) and T.Y. Hilton (16.6) for the top mark in the league during that span amongst all receivers with at least 150 receptions.



WR Sammy Watkins

In 2015, Watkins was tied for first in the NFL in average yards-per reception with Jacksonville's Allen Robinson. Watkins was also top-10 in the NFL in 25+ yard receptions in only 13 games played.

Highest Average Yards-per Reception (2014-present) Minimum of 150 Receptions

Rk.	Player	Team	Avg.
1.	DeSean Jackson	WAS/TB	17.8
2.	T.Y. Hilton	IND	16.6
3.	Sammy Watkins	BUF/LA	16.3
4.	Kenny Britt	LA/CLE	15.8
5.	Rob Gronkowski	NE	15.7
6.	Kenny Stills	MIA	15.6



RAMS OFFENSIVE NOTES

EXPLOSIVE TIGHT ENDS

The Rams have the third-most 25-plus yard receptions from tight ends in the NFL this season. Tyler Higbee (4) and Gerald Everett (3) have a combined seven 25-plus yard receptions.

On the season, Higbee has recorded 21 receptions for 262 yards and one touchdown with a 12.9 yards per reception average.

Everett has caught 10 passes for 215 yards, averaging a team-high 21.5 yards per reception with one touchdown and a long reception of 69 yards.

Teams with the Most 25-plus Yard Receptions by TEs


Rk.	Team	Player (25+)	Total 25+
1t.	NE	R. Gronkowski (7), M. Bennett (1)	8
1t.	WAS	V. Davis (7), N. Paul (1)	8
3t.	LA	T. Higbee (4), G. Everett (3)	7
3t.	BUF	C. Clay (4), N. O'Leary (3)	7
3t.	KC	T. Kelce (7)	7

KUPP FULL OF YARDS

Rams WR Cooper Kupp is one of the best rookie wide receivers in the league this season. Kupp enters Week 13 leading all rookies in receiving yards (597) and first down receptions (30).

His seven 20-plus yard receptions are tied with Giants TE Evan Engram and Steelers WR JuJu Smith-Schuster for the best in the league among rookies.

Of the players listed below, Kupp was the last player drafted, No. 69 overall. Kamara was also a third-round selection, but was taken two spots prior at No. 67 overall.



WR Cooper Kupp


Most Receiving Yards Among Rookies in 2017

Rk.	Rec/Yds.	Rec. TD	20+
1. Cooper Kupp	46/597	3	7
2. JuJu Smith-Schuster	33/568	5	7
3. Alvin Kamara	54/548	4	6
4. Evan Engram	44/470	5	7
5. Christian McCaffrey	59/468	3	3

SCORING SUMMARIES

The Los Angeles Rams have been lighting up the scoreboard in a variety of different ways this season, as they hold the league's second-best scoring differential, outscoring opponents by 123 points 11 games into the 2017 season.

L.A. has scored 40 points on its opening drives so far this season, which is the second-highest total in opening drive points. The Rams have scored on eight of their 11 opening drives, including four touchdowns.



WR Josh Reynolds

Of the Rams 29 offensive touchdowns this season, 10 of them have come on third down attempts, which also ranks second in the league through 11 games.

L.A. has also been efficient in goal-to-go situations, converting 83.3 percent of their goal-to-go series into points.

2017 Scoring Differential

Team	Scored	Allowed	Differential
1. Philadelphia Eagles	351	191	160
2. Los Angeles Rams	329	206	123
3. New England Patriots	325	220	105
4. Jacksonville Jaguars	269	168	101
5. New Orleans Saints	322	222	100

Points Scored on First Offensive Possessions

Team	TDs	Scores	Points
1. Green Bay Packers	6	7	44
2t. Los Angeles Rams	4	8	40
2t. Washington Redskins	4	8	40
4. Philadelphia Eagles	5	6	38
5. New England Patriots	5	6	37

Third Down Touchdowns

Team	Off. TDs	Third-Down TDs
1. Philadelphia Eagles	37	13
2. Los Angeles Rams	29	10
3t. Carolina Panthers	24	9
3t. Detroit Lions	25	9

Goal-to-Go Scoring Sorted by Efficiency

Team	G-T-G TDs	G-T-G Efficiency
1. Philadelphia Eagles	15	93.8
2. Dallas Cowboys	7	88.9
3. Oakland Raiders	6	85.7
4. Minnesota Vikings	7	85.0
5. Los Angeles Rams	7	83.3

PERSONAL PROTECTORS

The Los Angeles Rams offensive line has benefited from free agent additions as well as continuity. L.A. has used the same five starting offensive linemen in all 11 games.

Through Week 12, the unit has only allowed QB Jared Goff to be sacked 19 times, tied for the fifth-fewest sacks surrendered by a team during the 2017 season. The Indianapolis Colts have surrendered the most sacks in the league, allowing 39 sacks through 10 games.

The Rams are surrendering 1.7 sacks per game this season and have two games (both on the road) in which the team didn't surrender a single sack. Last season, L.A. quarterbacks were sacked 3.0 times per game on average and surrender at least a sack in every game.



T Andrew Whitworth

Fewest Sacks Allowed in 2017

Team	Sacks Allowed
1t. Minnesota Vikings	12
1t. Los Angeles Chargers	12
3. New Orleans Saints	13
4. Pittsburgh Steelers	16
5. Atlanta Falcons	16
6. Oakland Raiders	17
7t. Los Angeles Rams	19
7t. Jacksonville Jaguars	19

Not only has the offensive line kept Goff upright, they have also provided enough time to connect on deep passes. The Rams average 13.3 yards per reception, the highest average in the NFL through Week 12 of 2017. L.A. has completed 24 passes more than 25 yards which is the third highest total in the NFL.

Highest Reception Average in 2017

Team	Yards/Reception
1. Los Angeles Rams	13.3
2t. Philadelphia Eagles	12.5
2t. Houston Texans	12.5
4t. Washington Redskins	12.2
4t. Detroit Lions	12.2



RAMS OFFENSIVE NOTES

HIGH-SCORING AFFAIR

The Los Angeles Rams have scored 20-plus points in nine of their 11 games this season and currently rank second the NFL in points per game.

Heading into Week 13, L.A. has scored 329 points in 11 games, 105 points more than all of last season's points total.

The Rams scored 107 points through the first three weeks of the 2017 season (46, 20, 41). The last time the Rams had at least 100 points in the first three weeks of the season was in 2000, when they posted 119 points.

The Rams scored at least 40 points twice in the first four games of the 2017 season, prior to the 2017 season, the franchise had not had a 40-plus point showing since Nov. 30, 2014 when they blanked the Oakland Raiders, 52-0.

The Rams are averaging 29.9 points per game through Week 12 of the 2017 season, the second-highest average in the league. The chart below shows the top five teams in the NFL in points-per-game. The highest scoring team is the Philadelphia Eagles, they have posted 351 points this season and average 31.9 points per game.

Team	Most Points/Game in 2017	PPG
1. Philadelphia Eagles		31.9
2. Los Angeles Rams		29.9
3. New England Patriots		29.5
4. New Orleans Saints		29.3
5. Detroit Lions		26.7



QB Jared Goff and HC Sean McVay

LET'S SCORE SOME MORE



K Greg Zuerlein

K Greg Zuerlein is on pace to score over 187 points this season after scoring a league-high 129 points in the team's first 11 games. Zuerlein is averaging 11.7 points per game.

RB Todd Gurley II ranks 21st in the NFL through Week 12 with 66 points scored, the highest total by a non-kicker.

Zuerlein's 129 points this season was aided by a 23-point game against the Cowboys in the team's Week 4 road victory. The 23 points scored was the third-best single-game points total by a kicker in NFL history.

Zuerlein is two points away from passing former K Jeff Wilkinson for the third-highest scoring single season in franchise history, Wilkinson scored 131 points in 2006. Wilkins has the highest scoring season in franchise history with 163 points in 2003.

NFL Individual Leading Scorers

Player	Total Points
1. Greg Zuerlein, LA	129
2. Stephen Gustkowski, NE	111
3. Wil Lutz, NO	104
4. Matt Prater, DET	100
5. Ryan Succop, TEN	98

TODD'S TOUCHDOWNS

Rams RB Todd Gurley II has a single-season best 11 touchdowns in 11 games. Gurley has scored eight rushing touchdowns and three receiving touchdowns and has the most overall touchdowns and is the most touchdowns he's scored in a season, after he scored 10 touchdowns as a rookie in 2015.



RB Todd Gurley II vs. Washington

Gurley has scored 27 career touchdowns in 40 career games with 24 rushing touchdowns and three receiving scores.

In only three games, Gurley tied the Rams franchise record for most touchdowns in the month of September. Gurley's six touchdowns tied with Dick Bass, Greg Bell, Eric Dickerson and Marshall Faulk who all accomplished the feat in four games. Gurley was named NFC Offensive Player of the Month for his efforts in the first month of the 2017 season.

After scoring from the ground and air against Washington and San Francisco, Gurley became only the third Ram in the Super Bowl era to score both a rushing touchdown and receiving touchdown in back-to-back weeks, joining Faulk and Steven Jackson.

Gurley ranks 21st in points scored through Week 11 of the 2017 season with 66 points scored, the highest total by a non-kicker in the league.

Most Overall Touchdowns in 2017

Player	Team	TDs
1. Todd Gurley II	LA	11
2t. Ezekiel Elliott	DAL	9
2t. Melvin Gordon	LAC	9
2t. DeAndre Hopkins	HOU	9
2t. Alvin Kamara	NO	9

MOVING THE CHAINS

Rams WR Cooper Kupp has been the Rams best third-down receiver this season.

The rookie has 18 receptions for 216 yards and two touchdowns on third-down in 2017.

Among rookies, Kupp is first in third down receptions, second in third down receiving yards and tied for first in third down touchdown receptions with Pittsburgh's JuJu Smith-Schuster.

As a unit, the Rams are second in the NFL in seventh down conversions, converting 43.71 percent of third down attempts this season.



WR Cooper Kupp

Most Third Down Receiving Yards Among Rookies in 2017

Rk.	Player	Third Down Rec/Yds	TDs
1.	Cooper Kupp, LA	18/216	2
t2.	Alvin Kamara, NO	15/90	1
t2.	Trent Taylor, SF	15/141	1
4.	Evan Engram, NYG	14/145	1
T5.	JuJu Smith Schuster, PIT	12/235	2
T5.	Christian McCaffrey, CAR	12/147	0



RAMS DEFENSIVE NOTES

ROB'N THE BALL



OLB Robert Quinn

Rams OLB Robert Quinn has made a career out of terrorizing opposing quarterbacks. Since 2012, Quinn is tied for lead in the NFL in forced fumbles with 19.

Defensive Coordinator Wade Phillips looks to build on Quinn's success and emulate the success that some of his previous defenses have had in forcing fumbles, Phillips Broncos defensive unit forced 34 fumbles in his two seasons as coordinator, tied for the fourth-best total in those two seasons.

LB Alec Ogletree has forced 12 fumbles since 2012, which is tied for the 16th-highest output in the NFL.

As a team, the Rams have forced 85 fumbles since 2012. The 85 forced fumbles is tied for the third-best total in the NFL during that span.

Individual Forced Fumble Totals 2012-Present

Player	Forced Fumbles
1. Robert Quinn, LA	19
2. Von Miller, DEN	18
3t. Cameron Wake, MIA	17
3t. Ryan Kerrigan, WAS	17
5t. Lavonte David, TB	16
5t. Carlos Dunlap, CIN	16

Team Forced Fumble Totals 2012-Present

Player	Forced Fumbles
1. New England Patriots	93
2. Carolina Panthers	89
3t. Los Angeles Rams	85
3t. Denver Broncos	85
5. Tampa Bay Buccaneers	83

A TRU PLAYMAKER

CB Trumaine Johnson ranks second from the 2012 Draft Class with 18 interceptions and was among the NFL's best cornerbacks in 2015 as he enjoyed a breakout season.

The former Montana Grizzly has recorded three career pick sixes, including his first interception of the 2017 season, which he returned 39 yards for a touchdown, earning him his first-career Defensive Player of the Week accolades.

Johnson's 18 career interceptions are tied for the seventh-most since he entered the NFL, and he has the second-most amongst players in his draft class. Once he gets his hands on an interception, Johnson averages 15.8 yards per interception return.

Johnson has recorded at least two interceptions in five of his first six NFL seasons.



CB Trumaine Johnson

Most Interception, 2012 Draft Class

Player	INTs
1. Casey Hayward, LAC	20
2. Trumaine Johnson, LA	18
3t. Stephon Gilmore, BUF/NE	16
3t. Janoris Jenkins, STL/NYG	16
5t. Harrison Smith, MIN	15
5t. Luke Kuechly, CAR	15

A PRODUCTIVE PRESENCE



DT Aaron Donald

Rams DT Aaron Donald has used an explosive first step to make a living in opponents' backfields since entering the league in 2014.

From the start of the 2014 season, Donald leads the league lead in tackles for loss, tallying 67 in 58 games played, including 10 TFL in 10 games during the 2017 season.

2014-Present NFL Leaders - Most Tackles for Loss

Player	TFL
1. Aaron Donald, LA	67
2. Khalil Mack, OAK	64
3. J.J. Watt, HOU	62
4. Michael Bennett, SEA	58
5. Ryan Kerrigan, WAS	55
6. Ndamukong Suh, DET/MIA	54

DYNAMIC DUO

The Rams are one-of-four teams in the NFL who have two players with 50+ career sacks. OLB Robert Quinn (56.5) and OLB Connor Barwin (54.5) make up one of the most experienced pass rushing duos in the NFL.

Barwin is one-of-three Rams with 4.0 sacks on the season, which is a team best. The Cincinnati product has record 2.0 sacks in the last three games.

The Carolina Panthers, Kansas City Chiefs and Cincinnati Bengals are the other three teams that feature a duo with 50+ career sacks.



OLB Connor Barwin

Teams with Multiple Players with 50+ Career Sack

Team	Player/Career Sacks	Combined Sacks
CAR	J. Peppers/152.0 & C. Johnson/67.5	218.5
KC	T. Hali/89.5 & J. Houston/68.5	158.0
CIN	C. Dunlap/61.5 & G. Atkins/58.5	120.0
LA	R. Quinn/57.5 & C. Barwin/54.5	112.0

A TREE IN THE MIDDLE

LB Alec Ogletree has posted 100-plus tackles in four of his first five NFL seasons, including three of the top-eight tackling seasons in franchise history.

Through Week 12, Ogletree leads the Rams with 106 total tackles, including 68 solo stops. Additionally, the Georgia product has 2.0 sacks, and seven PBUs on the season. Ogletree is on pace for 154 tackles this season.

Ogletree had his most productive season as a professional, leading the Rams defense with 171 tackles, the fifth-highest output in franchise history in 2016.



LB Alec Ogletree

Rams Single-Season Leading Tacklers

Player (season)	Total tackles
1. London Fletcher (2000)	193
2. London Fletcher (2001)	189
3. Jim Collins (1984)	185
4. James Laurinaitis (2012)	174
5. Alec Ogletree (2016)	171
6. Roman Phifer (1996)	170
7. Alec Ogletree (2014)	169
8. Alec Ogletree (2013)	155



RAMS DEFENSIVE NOTES

TAKE IT AWAY AND MAKE 'EM PAY

Not only are the Rams taking the ball away, they're making opponents pay for turning the ball over. Through Week 12, L.A. is tied for fifth in the league in total takeaways with 19 through 10 games this season.

The Rams have scored 84 points off of turnovers, the second-best total created by the defensive unit. 25.5 percent of the team's points this season have come following a takeaway.

Since the Bye Week, the Rams are +5 in turnover differential, which is the eighth-best differential in the NFL this season.



CB Trumaine Johnson

Total Takeaways

Team	Total Takeaways
1. Baltimore Ravens	26
2. Jacksonville Jaguars	25
3. Philadelphia Eagles	22
4. Tampa Bay Buccaneers	20
5t. Los Angeles Rams	19
5t. Four Teams	19

Most Points off Takeaways in 2017

Team	Points Off Takeaways
1. Jacksonville Jaguars	103
2. Los Angeles Rams	84
3. Baltimore Ravens	83
4. Detroit Lions	78
5. Philadelphia Eagles	75

COUNT IT ALL FOR LOSS

Both against the run and the pass, the Rams defense was among the NFL's best over the past two and a half seasons when it came to making plays behind the line of scrimmage.

Since the start of the 2015 season, the L.A. Rams rank second the league in opponent negative plays, preventing 310 of the opponents plays from even reaching the line of scrimmage.

Through Week 12 of the 2017 season, L.A. has forced 65 negative plays. The Cleveland Browns lead the league in total negative plays with 96 plays made behind their opponents' line of scrimmage.



DT Aaron Donald

The Rams defense forced 113 negative plays by opposing offenses in 2016, the third-most in the NFL this past season.

The Rams finished the 2015 season with a league-best 132 negative plays, which included 82 negative rushes and 50 negative passing plays by their opponents.

2015-Present NFL Leaders, Opponent Negative Plays

Team	Plays
1. Arizona Cardinals	316
2. Los Angeles Rams	310
3. Jacksonville Jaguars	307
4. Philadelphia Eagles	300
5. Miami Dolphins	296

BROCKERS BRINGING IT

DT Michael Brockers started the 2017 with a seven-tackle performance against the Colts, the most on the team in Week 1.

Through Week 12, Brockers leads the Rams defensive line with 52 total tackles, the fourth-most on the team. The LSU product has also added seven TFL, 3.0 sacks, six QB hits and three PDs in 2017.

Since entering the league as a first round pick in 2012, Brockers has started 83-of 84 games played. Brockers is one of three defensive linemen this season to have multiple PDs in one game. No defensive lineman had multiple PDs until Week 4.



DT Michael Brockers

A season ago, he recorded the second-most tackles on the team by an interior defensive lineman (58) during the 2016 season. His 58 total tackles ranked eighth on the team a season ago. In 2016, the LSU product tallied seven quarterback pressures and four quarterback hits despite missing two games in the middle of the season.

Brockers finished the 2015 season with career highs in tackles (74) and tackles for loss (12). His tackle for loss total tied for third among all Rams.

Brockers is one of five Rams defensive linemen who joined the team as a first-round draft pick. He was an All-Rookie selection by the Pro Football Writers of America in 2012.

Brockers has posted 35 TFL, 36 QB hurries, 17.5 sacks, seven PDs, forced two fumbles and recovered one fumble in his first six seasons in the National Football League.

ON THE MARK



LB Mark Barron

LB Mark Barron recorded 135-plus tackles in back-to-back seasons in 2015-2016 and is on pace for 139 tackles this season.

Barron ranks second on the team through 11 games this season with 93 total tackles, including 70 solo stops which is the most on the team.

Barron leads the Rams with three interceptions this season. The former first-rounder has returned his three interception 29 yards.

In the team's Week 4 win at Dallas, the Alabama product posted his first interception of the season, intercepting

QB Dak Prescott. Barron led the team in back-to-back weeks with 18 tackles against the Seahawks and 14 against the Jaguars.

Barron started all 16 contests of the 2016 campaign and finished second on the team with 147 tackles. He led or tied for the most tackles on the team in eight of the Rams' contests in their first season back in Los Angeles.

In the team's 2015 Week 7 win over Cleveland, Barron recorded a career-high 19 tackles, which is the most by any Ram in a game since 2001, and was close to matching it against the New Orleans Saints in the 2016 Week 12 match-up, finishing with 18 tackles.

In his career, Barron has recorded 38 TFL, 8.0 sacks, seven interceptions, forced four fumbles and added three fumble recoveries in 86 professional games as both a safety and a linebacker.



RAMS SPECIAL TEAMS NOTES

KICKING WITH EFFICIENCY

Rams K Greg Zuerlein is having one of the best years of his career and is posting some of the best numbers among kickers in the NFL this season.

Zuerlein currently ranks fourth in the NFL with a 94.1 percent conversion rate. Out of his 34 field goal attempts he has only two misses, one Week 5 against Seattle, the other was an attempt at a career-long 63-yard field goal as time expired in the first half of a Week 12 game against the New Orleans Saints.



K Greg Zuerlein vs. Houston

Highest Field Goal Percentage in 2017

Player	Team	FGM/FGA	FG%
1t. Harrison Butker	KC	23/24	95.8
1t. Graham Gano	CAR	23/24	95.8
3. Adam Vinatieri	IND	21/22	95.5
4. Greg Zuerlein	LA	32/34	94.1
5. Cody Parkey	MIA	12/13	92.3

A LEG UP IN THE SCORING COLUMN

Against Buffalo in the Rams' 2016 Week 5 contest, K Greg Zuerlein made his 100th career field goal. He now has connected on 144 field goals and 176 PATs in his five-year NFL career.

Against the Cowboys in the 2017 Week 4 contest, Zuerlein booted the Rams to their third win of the season, accounting for 23 of the team's 35 points, connecting on 7-of-7 field goal attempts and 2-of-2 PATs. The seven made field goals established a franchise record for single-game field goals and his 23 points is the second-highest total for a Ram in a single game. Zuerlein ties Billy Cundiff for the third-most points by a kicker in a single game in NFL history, falling three points short of Rob Bironas' 26-point effort on 10/21/07. On the season, Zuerlein is 28-of-29 on field goal attempts and 31-of-31 on PATs.



K Greg Zuerlein

Zuerlein's 98.3 percent PAT success rate is the fourth-highest percentage in franchise history. Zuerlein is the only kicker in franchise history that has kicked PATs from the 2-yard line and the 15-yard line.

In his career, Zuerlein has scored 608 points and connected on 144-of-175 FG attempts and 176-of-179 PATs.

Zuerlein ranks third in franchise history with 608 career points, and has a personal-best 129 points this season.

SPECIAL, SPECIAL TEAMS

The Rams are one-of-five teams in the NFL to block a punt this season and they are the only team with multiple blocked punts. This is the 12th season in which a Rams team has blocked multiple punts in a single season. They are the first team to do so since the 2003 Rams.

The 2017 Rams are the first team to block multiple punts in the NFL since 2014 when the Eagles (4), Dolphins (3), Bills (2), Seahawks (2) and Vikings (2) all accomplished this feat.

Rams OLB Cory Littleton is the first player to block multiple punts in a single season since 2014 when Philadelphia's Jurrell Casey and Buffalo's Anthony Dixon each had two blocks.



Rams Punt Return Team Celebrates TD at Jacksonville

KICKING DOWN RECORDS

Rams K Greg Zuerlein has had one of the best seasons for a kicker in franchise history thus far.

Zuerlein needs two points to pass David Ray (130 in 1973) for third on the Rams single season list and he needs three points to pass Jeff Wilkins (131 in 2006) for second on the all-time single season list. Jeff Wilkins holds the Rams franchise record for most points in a season with 163 points scored in 2003. Zuerlein's 129 points through Week 12 is the highest total in the NFL.

He needs one field goal to tie Josh Brown (33 in 2010) for second on the Rams all-time single season list. Zuerlein's 32 made field goals so far this season is currently the best mark in the NFL.

Zuerlein needs two 50-plus yard field goals to tie his own record of seven 50-plus yard field goals made in 2012 and he needs three to break his single season record. His five 50-plus yard makes is currently tied for the third best mark in the NFL.



RAMS SPECIAL TEAMS NOTES

GREG THE LEG



K Greg Zuerlein

Rams K Greg "The Leg" Zuerlein is one of the most prolific long-distance kickers in NFL history.

At Minnesota (11/8/15), he broke his own team record with a 61-yard field goal. In the process, he became just the second kicker in NFL history to make two 60 yard field goals in a career, joining Sebastian Janikowski. Coincidentally, Rams Special Teams Coordinator John Fassel held the same position with the Raiders when Janikowski accomplished his feat.

Zuerlein owns five of the six longest field goals made in Rams history, and his 61-yard kick in Minnesota was the longest in the NFL during the 2015 season.

Zuerlein has been one of the best deep ball kickers in the league since he arrived in 2012. At Washington (9/20/15), Zuerlein made a 52-yard kick. With 21 career kicks from 50 yards or more, Zuerlein ranks second in team history in field goals of 50 yards or more. He passed Josh Brown last season to move into second on the Rams all-time scoring list. He's tied for the third-most 50-yard field goals in the NFL since 2012.

Most FG made from 50 yards or more, Rams History

Player	Years	Number
Jeff Wilkins	1997-07	26
Greg Zuerlein	2012-present	23
Josh Brown	2008-11	15
Tony Zendejas	1991-94	8
Mike Lansford	1982-90	4

QUICK STRIKE SCORE

WR Pharoh Cooper recorded the first kickoff returned for a touchdown for the Rams since the 2006 season when he took the opening kickoff against the Jaguars 103 yards for the score.

Cooper leads the NFL in kickoff return average (29.7) in addition to having tied for the longest return in the NFL of the season.

The South Carolina product has been the best overall returner in the NFL this season. Cooper leads the league in total return yards with 918, kickoff return yards with 713, and kickoff return average with 29.7 (minimum of 15 returns). He is also tied for fourth in punt return yards with 205.



WR Pharoh Cooper

2017 Kickoff Return Average Leaders

Player	Avg.
1. Pharoh Cooper, LA	29.7
2. Cordarrelle Patterson, OAK	29.0
3. Dion Lewis, NE	28.9
4. Ryan Switzer, DAL	26.1
5. Tyler Lockett, SEA	25.9


Most Overall Return Yards in 2017 (PR and KOR)

Player	Yards
1. Pharoh Cooper, LA	918
2. Andre Roberts, ATL	726
3. Tyler Lockett, SEA	707
4. Alex Erickson, CIN	666
5. Adoree' Jackson, TEN	597

JOHNNY ON THE SPOT

In addition to recording the most punts downed inside opponents' 20-yard line in NFL history a season ago, Hekker broke his own NFL single-season net punting average record (46.0).

Hekker booted a then career-long 75 yard punt against the Carolina Panthers in the Rams' Week 9 contest, and bested himself a week later with a 78-yarder against the New York Jets, earning him NFC Special Teams Player of the Week honors. The former Oregon State Beaver earned NFC Special Teams Player of the Month honors for December during the 2016 season.



P Johnny Hekker

The Oregon State product finished the 2016 season with 98 punts, a 47.8 yard gross punting average, 51 punts inside opponents 20-yard line with only one touchback. As a unit, the Rams punt coverage team limited opponents to 152 return yards on 35 attempts and limited opponents to a league-best 4.3 yard average. With the outstanding coverage unit and directional punting, Hekker posted a 46.0-yard net average on the season, the best in NFL history.

Hekker led the NFL in 2015 in net average (43.7), gross average (47.9) and punts downed inside the opponents' 20 yard-line (41). Since the NFL began tracking punts inside 20 yard-line in 1976, Hekker is the first player to lead the league in gross, net and punts placed inside the 20-yard line in the same season, a feat achieved a season ago.

Highest Net Punting Average in a Season (Since 1976)

Player	Punts	Net Avg
1. Johnny Hekker, LA - 2016	98	46.0
2. Johnny Hekker, LA - 2013	78	44.2
2. Sam Martin, DET - 2016	62	44.2
3. Andy Lee, SF - 2011	78	44.0
4. Shane Lechler, OAK - 2009	96	43.9
5. Johnny Hekker, LA - 2015	91	43.7

PINNING THEM DEEP

P Johnny Hekker has pinned 55 percent of his punts this season inside the 20 yard line. That is the second-best mark in the NFL. Of Hekker's 40 punts, he has pinned 22 inside the 20 yard line with only two touchbacks.


Opponents have only posted 67 punt return yards against the Rams this season, the third-best mark in the NFL.

This season, Hekker has punted 40 times covering 1,870 yards for a 46.8 yard average and a net average of 44.1 yards, which is the third-best net average in the league through Week 12.

Hekker's 48 punts is the 28th-most this season and among punters that have played at least 11 games.

Percentage of Punts Inside Opponents' 20-yard line (Minimum of 30 punts)

Player	120/P	120%
1. Chris Jones, DAL	27/45	60.00
2. Johnny Hekker, LA	22/40	55.00
3. Thomas Morstead, NO	18/37	48.64
4. Marquette King, OAK	22/46	47.83
5. Dustin Colquitt, KC	24/51	47.00



P Johnny Hekker




RAMS SPECIAL TEAMS NOTES

FLIPPING FIELDS

P Johnny Hekker continues to be not only one of the most accurate punters in the NFL, but has developed to be a complete special teams weapon at flipping the field.

Hekker became the first punter in the NFL to record a 75-plus yard punt in back-to-back games since Patriots' Luke Prestridge in 1984.

The Oregon State product established a career-long 75-yard punt in the team's 2016 Week 9 contest against the Carolina Panthers, a record that stuck for a week before he booted a 78-yarder against the New York Jets in the Rams' Week 10 contest. On the season, Hekker has three punts over 75 yards.



P Johnny Hekker

There were only nine 70-plus punts during the 2016 NFL campaign, Hekker and Jaguars' Brad Norton each had a 78-yarder to their name. There has not been one 70-yard punt through the first three weeks of the 2017 season.

Hekker's 46.0-yard net average led the league in 2016, and ranks first in NFL history for a single season. Previously, the 16-game record was 44.2, a record Hekker himself set in 2013

Since the NFL went to a 16-game season in 1978, the lowest opponent punt return average, with a minimum of 25 returns, is 2.6 yards, set by the Rams in 2013. The 2016 version of the Rams saw its opponents return 35 punts for just a 4.3 yards per return average.

Longest Punts Since 2012

Player, Team	Distance
1. Robert Malone, NYJ	84
2t. Jordan Berry, PIT	79
2t. Drew Butler, PIT	79
2t. Brett Kern, TEN	79
5t. Johnny Hekker, LA	78
5t. Brad Nortman, JAX	78



ONE 'HEK' OF A RECORD



P Johnny Hekker

P Johnny Hekker is on an 13-game streak without a touchback, the longest of his career. He had previously posted two separate nine-game streaks without a touchback.

In the team's Week 16 game against the San Francisco 49ers, P Johnny Hekker recorded four punts inside the 20-yard line, moving him into sole possession of the single-season record with 51 punts downed inside opponents' 20-yard line. The punts downed inside the 20 aided his 46.0 net yard average, the best in league history.

The record was previously held by Arizona Punter Dave Zastudil, who amassed 46 punts inside opponents territory during the 2012 season.

Zastudil needed 112 punting attempts to reach the record and also recorded eight touchbacks. Hekker reached 51 punts inside the 20 with 98 punting attempts and only committed one touchback during the 2016 season. Hekker punted a career-high 98 times in 2016.

Single Season Punts Inside the 20 Record

Player	Punts	Inside 20
1. Johnny Hekker, LA - 2016	98	51
2. Dave Zastudil, ARI - 2012	112	46
3. Dustin Colquitt, KC - 2012	83	45

SHORT CHANGED RETURN



LS Jake McQuaide

The Rams special teams units have flourished since Special Teams Coordinator John Fassel took over prior to the 2012 season.

Through 11 games in 2017, the Rams opponents have averaged 5.2 yards per return, the sixth-best mark in the league, while P Johnny Hekker's 44.1 net yard average is the third-best total this season.

Hekker and the Rams coverage units have backed opponents up deep in their own territory and limited opponents to average just 6.3 yards per punt return, which is the lowest average in the NFL since the start of the 2012 season.

2012-Present Team Punting Leaders	Avg. Opp. Return
1. Los Angeles Rams	6.3
2t. Minnesota Vikings	7.4
2t. New England Patriots	7.4
2t. San Francisco 49ers	7.4
2t. Kansas City Chiefs	7.4
2t. Green Bay Packers	7.4

2017 Team Punting Leaders	Avg. Opp. Return
1. San Francisco 49ers	2.5
2. Dallas Cowboys	4.5
3. Minnesota Vikings	4.6
4. Buffalo Bills	4.9
5. New England Patriots	5.0
6. Los Angeles Rams	5.2





LOS ANGELES RAMS STATS



RAMS 2017 STATS

Won 8, Lost 3

9/10	W	46-9	vs. Indianapolis Colts
9/17	L	27-20	vs. Washington Redskins
9/21 (Thur.)	W	41-39	at San Francisco 49ers
10/1	W	35-30	at Dallas Cowboys
10/8	L	16-10	vs. Seattle Seahawks
10/15	W	27-17	at Jacksonville Jaguars
10/22	W	33-0	vs. Arizona Cardinals (London)
11/5	W	51-17	at New York Giants
11/12	W	33-7	vs. Houston Texans
11/19	L	24-7	at Minnesota Vikings
11/26	W	26-20	vs. New Orleans Saints

	Rams	Opponent
Total First Downs	222	197
Rushing	66	54
Passing	134	122
Penalty	22	21
3rd Down: Made/Att	66/151	58/154
3rd Down Pct.	43.7%	37.7%
4th Down: Made/Att	1/5	7/12
4th Down Pct.	20.0%	58.3%
Possession Avg.	30:23	29:37
Total Net Yards	4,169	3,696
Avg. Per Game	379.0	336.0
Total Plays	702	690
Avg. Per Play	5.9	5.4
Net Yards Rushing	1,292	1,356
Avg. Per Game	117.5	123.3
Total Rushes	318	289
Net Yards Passing	2,877	2,340
Avg. Per Game	261.5	212.7
Sacked/Yards Lost	19/133	31/196
Gross Yards	3010	2536
Attempts/Completions	365/226	370/221
Completion Pct.	61.9%	59.7%
Had Intercepted	5	12
Punts/Average	40/46.8	56/44.8
Net Punting Avg.	44.1	38.6
Penalties/Yards	79/669	70/579
Fumbles/Ball Lost	18/9	16/7
Touchdowns	33	24
Rushing	11	11
Passing	18	13
Returns	4	0

Score By Periods	Q1	Q2	Q3	Q4	OT	Pts
Team	74	120	85	50	0	329
Opponents	44	74	13	75	0	206

Scoring	TD	Ru	Pa	Rt	PAT	FG	2Pt	Pts
G.Zuerlein	0	0	0	0	33/33	32/34	0	129
T.Gurley II	11	8	3	0	0/0	0/0	0	66
S.Watkins	5	0	5	0	0/0	0/0	0	30
R.Woods	4	0	4	0	0/0	0/0	0	24
C.Kupp	3	0	3	0	0/0	0/0	0	18
M.Brown	2	1	0	1	0/0	0/0	0	12
J.Reynolds	1	0	1	0	0/0	0/0	0	6
J.Goff	1	1	0	0	0/0	0/0	0	6
T.Higbee	1	0	1	0	0/0	0/0	0	6
P.Cooper	1	0	0	1	0/0	0/0	0	6
G.Everett	1	0	1	0	0/0	0/0	0	6
T.Austin	1	1	0	0	0/0	0/0	0	6
T.Johnson	1	0	0	1	0/0	0/0	0	6
L.Joyner	1	0	0	1	0/0	0/0	0	6
M.Fox	0	0	0	0	0/0	0/0	0	2
Rams	31	11	16	4	31/31	28/29	0	303
Opponents	22	10	12	0	18/20	12/21t	0	186

2-Pt. Conversions: Rams 0/0, Opponents: 0/2
 Sacks: A.Donald 6.0, C.Barwin 4.0, M.Longacre 4.0, R.Quinn 3.5, M.Brockers 3.0, M.Fox 2.5, S.Ebukam 2.0, A.Ogletree 2.0, E.Westbrooks 2.0, T.Walker 1.0, M.Barron 1.0
Team: 31.0, Opponents: 19.0

Rushing	No.	Yds	Avg	Long	TD
T.Gurley II	204	865	4.2	36	8
T.Austin	41	188	4.6	27t	1
M.Brown	37	138	3.7	16	1
J.Goff	22	53	2.4	22	1
L.Dunbar	5	31	6.2	12	0
G.Everett	1	13	13.0	13	0
R.Woods	2	12	6.0	8	0
J.Davis	1	1	1.0	1	0
S.Mannion	5	-9	-1.8	-1	0
Rams	318	1,292	4.1	36	11
Opponents	289	1,356	4.7	75t	11

Receiving	No.	Yds	Avg	Long	TD
R.Woods	47	703	15.0	94t	4
C.Kupp	46	597	13.0	53	3
T.Gurley II	42	479	11.4	53t	3
S.Watkins	28	490	17.5	67t	5
T.Higbee	21	262	12.5	38	1
G.Everett	10	215	21.5	69	1
T.Austin	10	42	4.2	13	0
P.Cooper	7	56	8.0	19	0
J.Reynolds	5	65	13.0	28	1
M.Brown	5	46	9.2	16	0
D.Carrier	4	43	10.8	17	0
M.Thomas	1	12	12.0	12	0
L.Dunbar	0	0	0	0	0
Rams	226	3,010	13.3	94t	18
Opponents	221	2,536	11.5	65t	13

Interceptions	No.	Yds	Avg	Long	TD
M.Barron	3	29	9.7	15	0
L.Joyner	2	58	29.0	29t	1
N.Robey	2	56	28.0	31	0
T.Johnson	2	39	19.5	39t	1
J.Johnson	1	69	69.0	69	0
B.Countess	1	19	19.0	19	0
C.Davis	1	0	0.0	0	0
Rams	12	270	22.5	69	2
Opponents	5	73	14.6	39	0

Punting	No	Yds	Avg	Net	TB	In	Lg	B
J.Hekker	40	1,870	46.8	44.1	2	22	67	0
Rams	340	1870	46.8	44.1	2	22	67	0
Opponents	56	2506	44.8	38.6	4	18	67	2

Punt Returns	Ret	FC	Yds	Avg	Long	TD
P.Cooper	17	5	205	12.1	40	0
T.Austin	12	1	53	4.4	12	0
T.Johnson	1	0	6	6.0	6	0
C.Kupp	0	2	0	0	0	0
Rams	30	8	264	8.8	40	0
Opponents	13	9	67	5.2	17	0

Kickoff Returns	No.	Yds	Avg	Long	TD
P.Cooper	24	713	29.7	103t	1
T.Austin	1	13	13.0	13	0
Rams	25	726	29.0	103t	1
Opponents	12	260	21.7	30	0

Field Goals	1-19	20-29	30-39	40-49	50+
G.Zuerlein	1/1	6/6	9/10	11/11	5/6
Rams	1/1	6/6	9/10	11/11	5/6
Opponents	0/0	3/3	4/8	5/7	2/5

Fumbles Lost: T.Austin 3, T.Gurley 2, J.Goff 1, P.Cooper 1, R. Woods 1, C. Kupp **Total: 9**

Opponent Fumble Recoveries: C.Barwin 1, T.Walker 1, T.Johnson 1, N.Robey 1, A.Donald 1, T.Hill 1, M.Longacre 1 **Total: 7**

Passing	Att	Cmp	Yds	Cmp%	Yds/Att	TD	TD%	Int	Int%	Long	Sack /Lost	Rating
J.Goff	361	223	2,964	61.8%	8.2	18	5.0%	5	1.4%	94t	19/133	98.6
J.Hekker	2	2	34	100.0%	17.0	0	0.0%	0	0.0%	28	0/0	118.8
S.Mannion	1	1	12	100.0%	12.0	0	0.0%	0	0.0%	12	0/0	116.7
C.Kupp	1	0	0	0.0%	0.0	0	0.0%	0	0.0%	0	0/0	39.6
Rams	365	226	3010	61.9%	8.2	18	4.9%	5	1.4%	94t	19/133	98.8
Opponents	370	221	2536	59.7%	6.9	13	3.5%	12	3.2%	65t	31/196	78.6



RAMS 2017 DEFENSIVE STATS

Based on coaches' film review

Row Labels	Tot Tackle	SOLO	AST	TFLs	Sack	QBHit	PBU	INT	FF	FR	DTD
52-Ogletree	106	68	38	1	2	8	7		1		
26-Barron	93	70	23	2	1	2	7	3			
43-Johnson	53	32	21	1			5	1			
90-Brockers	52	35	17	7	3	6	3				
22-Johnson	52	42	10				9	2	1	1	1
99-Donald	39	22	17	11	6	18	2		3	1	
21-Webster	38	28	10				6				
20-Joyner	37	23	14				4	2			1
98-Barwin	34	16	18	3	4	7				1	
23-Robey	33	23	10	1			5	2	1	1	
94-Quinn	26	15	11	5	3.5	6	1		1		
96-Longacre	22	13	9	4	4	9	1		1	1	
38-Davis	22	9	13			1	2	1			
31-Alexander	22	12	10								
93-Westbrooks	21	12	9	4	2	2	1				
50-Ebukam	20	10	10	1	2	3			1		
95-Walker	17	11	6	2	1	1	3		1	1	
92-Smart	16	10	6			1	1				
97-Fox	15	10	5	2	2.5	3			1		
24-Countess	12	8	4	1				1			
58-Littleton	8	6	2				2		1		
41-Christian	4	2	2								
32-Hill	3	3					2				
36-Hatfield	3	3									
54-Hager	1	1				1					

RAMS 2017 SPECIAL TEAMS TACKLES

Based on coaches' film review

	Tackles
24-Countess	5
50-Ebukam	5
43-Johnson III	4
58-Littleton	4
38-Davis	3
54-Hager	3
41-Christian	2
6-Hekker	2
83-Reynolds	1
44-McQuaide	1
86-Carrier	1
32-Hill	1
31-Alexander	1
26-Barron	1
23-Robey-Coleman	1





LOS ANGELES RAMS ROSTER



LOS ANGELES RAMS COACHES/PRONUNCIATION

RAMS COACHING STAFF

Head Coach.....	Sean McVay
Assistant Head Coach/Linebackers.....	Joe Barry
Special Teams Coordinator.....	John Fassel
Offensive Coordinator.....	Matt LaFleur
Defensive Coordinator.....	Wade Phillips
Defensive Quality Control.....	Thad Bogardus
Assistant Offensive Line.....	Andy Dickerson
Safeties.....	Ejiro Evero
Assistant Strength and Conditioning.....	Edward Grayer
Defensive Line.....	Bill Johnson
Offensive Line.....	Aaron Kromer
Offensive Quality Control.....	Zak Kromer
Assistant Special Teams.....	Tyrone McKenzie
Strength Assistant.....	Fernando Noriega
Quarterbacks.....	Greg Olson
Running Backs.....	Skip Peete
Cornerbacks.....	Aubrey Pleasant
Head Strength & Conditioning.....	Ted Rath
Assistant Linebackers.....	Chris Shula
Assistant Wide Receivers.....	Zac Taylor
Assistant Strength and Conditioning.....	Blair Wagner
Tight Ends.....	Shane Waldron
Wide Receivers.....	Eric Yarber

RAMS PRONUNCIATION GUIDE

11	TAVON Austin.....	TAY-von
66	Austin BLYTHE	BLY-th
68	JAMON Brown.....	juh-MON
41	MARQUI Christian.....	MAR-key
10	PHAROH Cooper.....	FAIR-oh
50	Samson EBUKAM	ay-BOO-kam
30	Todd GURLEY	GUR-lee
54	Bryce HAGER	HAY-gur
79	Rob HAVENSTEIN	HAY-vin-stine
44	Jake McQUAIDE	Mc-KWAYD
51	EJUAN Price.....	JUAN
23	NICKELL ROBEY -Coleman.....	Nick-ELL Robe-EE
4	Greg ZUERLEIN	ZURR-line



LOS ANGELES RAMS UNOFFICIAL DEPTH CHART

OFFENSE

WR	11 Tavon Austin	10 Pharoh Cooper	88 Michael Thomas
TE	89 Tyler Higbee	81 <u>Gerald Everett</u>	86 Derek Carrier
LT	77 Andrew Whitworth	73 Cornelius Lucas	
LG	76 Rodger Saffold		
C	65 John Sullivan	66 Austin Blythe	
RG	68 Jamon Brown		
RT	79 Rob Havenstein	63 Darrell Williams	
WR	12 Sammy Watkins	83 <u>Josh Reynolds</u>	
WR	17 Robert Woods	18 <u>Cooper Kupp</u>	
QB	16 Jared Goff	14 Sean Mannion	8 Brandon Allen
HB	30 Todd Gurley II	34 Malcolm Brown	25 Lance Dunbar
			33 <u>Justin Davis</u>

DEFENSE

DE	90 Michael Brockers	97 Morgan Fox	
NT	93 Ethan Westbrooks	95 Tyrunn Walker	
DT	99 Aaron Donald	92 <u>Tanzel Smart</u>	
OLB	94 Robert Quinn	96 Matt Longacre	51 <u>Ejuan Price</u>
OLB	98 Connor Barwin	50 <u>Samson Ebukam</u>	
ILB	52 Alec Ogletree	54 Bryce Hager	
ILB	26 Mark Barron	58 Cory Littleton	
LCB	22 Trumaine Johnson	23 Nickell Robey-Coleman	47 Kevin Peterson
RCB	21 Kayvon Webster	36 <u>Dominique Hatfield</u>	32 Troy Hill
SS	43 <u>John Johnson III</u>	24 Blake Countess	
FS	20 Lamarcus Joyner	41 Marqui Christian	

SPECIALISTS

P	6 Johnny Hekker	
K	4 Greg Zuerlein	
H	6 Johnny Hekker	
LS	44 Jake McQuaide	
PR	10 Pharoh Cooper	18 <u>Cooper Kupp</u>
KR	10 Pharoh Cooper	11 Tavon Austin

Head Coach: Sean McVay

Assistants: Joe Barry (Assistant Head Coach/Linebackers), John Fassel (Special Teams Coordinator), Matt LaFleur (Offensive Coordinator), Wade Phillips (Defensive Coordinator), Thad Bogardus (Defensive Quality Control), Andy Dickerson (Assistant Offensive Line), Ejiro Evero (Safeties), Edward Grayer (Assistant Strength and Conditioning), Bill Johnson (Defensive Line), Aaron Kromer (Offensive Line), Zak Kromer (Offensive Quality Control), Tyrone McKenzie (Assistant Special Teams), Fernando Noriega (Strength Assistant), Greg Olson (Quarterbacks), Skip Peete (Running Backs), Aubrey Pleasant (Cornerbacks), Ted Rath (Head Strength & Conditioning), Chris Shula (Assistant Linebackers), Zac Taylor (Assistant Wide Receivers), Blair Wagner (Assistant Strength and Conditioning), Shane Waldron (Tight Ends), Eric Yarber (Wide Receivers)



LOS ANGELES RAMS ALPHABETICAL ROSTER

NO.	PLAYER	POS	HT	WT	DOB	AGE	EXP	COLLEGE	H.S. HOMETOWN	ACQUIRED
8	Allen, Brandon	QB	6-2	214	9/5/1992	25	1	Arkansas	Fayetteville, Ark.	FA-'17
11	Austin, Tavon	WR	5-8	179	3/15/1990	27	5	West Virginia	Baltimore, Md.	D1A-'13
26	Barron, Mark	LB	6-2	225	10/27/1989	28	6	Alabama	Mobile, Ala.	T(TB)-'14
98	Barwin, Connor	OLB	6-4	255	10/15/1986	31	9	Cincinnati	Southfield, Mich.	FA-'17
66	Blythe, Austin	C	6-3	300	6/16/1992	25	2	Iowa	Williamsburg, Iowa	W(IND)-'17
90	Brockers, Michael	DT	6-5	302	12/21/1990	26	6	LSU	Houston, Texas	D1-'12
68	Brown, Jamon	G	6-4	330	3/15/1993	24	3	Louisville	Louisville, Ky.	D3A-'15
34	Brown, Malcolm	RB	5-11	227	5/15/1993	24	2	Texas	Cibola, Texas	FA-'15
86	Carrier, Derek	TE	6-4	244	7/25/1990	27	5	Beloit (Wis.)	Edgerton, Wis.	T(WAS)-'17
41	Christian, Marqui	S	5-11	200	10/27/1994	23	2	Midwestern State	Spring, Texas	W(AZ) - '16
10	Cooper, Pharoh	WR	5-11	207	3/7/1995	22	2	South Carolina	Havelock, N.C.	D4B-'16
24	Countess, Blake	DB	5-10	185	8/8/1993	24	2	Auburn	Owings Mills, MD	FA-'16
33	Davis, Justin	RB	6-1	198	11/11/1995	22	R	Southern California	Stockton, Calif.	FA-'17
99	Donald, Aaron	DT	6-1	280	5/23/1991	26	4	Pittsburgh	Pittsburgh, Pa.	D1B-'14
25	Dunbar, Lance	RB	5-8	187	1/25/1990	27	6	North Texas	Haltom City, Texas	FA-'17
50	Ebukam, Samson	OLB	6-3	240	5/9/1995	22	R	Eastern Washington	Portland, Ore.	D4B-'17
81	Everett, Gerald	TE	6-3	245	6/25/1994	23	R	South Alabama	Decatur, Ga.	D2-'17
97	Fox, Morgan	DE	6-3	275	9/12/1994	23	2	Colorado State Pueblo	Colorado Springs, Colo	FA-'16
16	Goff, Jared	QB	6-4	223	10/14/1994	23	2	California	Novato, Calif.	D1-'16
30	Gurley II, Todd	RB	6-1	227	8/3/1994	23	3	Georgia	Tarboro, N.C.	D1-'15
54	Hager, Bryce	LB	6-1	237	5/4/1992	25	3	Baylor	Austin, Texas	D7A-'15
36	Hatfield, Dominique	CB	5-10	170	12/13/1994	22	R	Utah	Los Angeles, Calif.	FA-'17
79	Havenstein, Rob	T	6-8	328	5/13/1992	25	3	Wisconsin	Mount Airy, Md.	D2-'15
6	Hekker, Johnny	P	6-5	241	2/8/1990	27	6	Oregon State	Bothell, Wash.	FA-'12
89	Higbee, Tyler	TE	6-6	257	1/1/1993	24	2	Western Kentucky	Clearwater, Fla.	D4A-'16
32	Hill, Troy	CB	5-11	184	8/29/1991	26	3	Oregon	Youngstown, Ohio	W(NE) - '15
43	Johnson III, John	S	6-0	204	12/19/1995	21	R	Boston College	West Hyattsville, Md.	D3B-'17
22	Johnson, Trumaine	CB	6-2	213	1/1/1990	27	6	Montana	Stockton, Calif.	D3-'12
20	Joyner, Lamarcus	S	5-8	190	11/27/1990	27	4	Florida State	Miami, Fla.	D2-'14
18	Kupp, Cooper	WR	6-2	205	6/15/1993	24	R	Eastern Washington	Yakima, Wash.	D3A-'17
58	Littleton, Cory	OLB	6-3	225	11/18/1993	24	2	Washington	Spring Valley, Calif.	FA-'16
96	Longacre, Matt	OLB	6-3	255	9/21/1991	26	3	Northwest Missouri State	Omaha, Neb.	FA-'15
73	Lucas, Cornelius	T	6-9	320	7/18/1991	26	4	Kansas State	New Orleans, La.	FA-'17
14	Mannion, Sean	QB	6-6	231	4/25/1992	25	3	Oregon State	Pleasanton, Calif.	D3B-'15
44	McQuaide, Jake	LS	6-2	225	12/7/1987	29	7	Ohio State	Cincinnati, Ohio	FA-'11
52	Ogletree, Alec	LB	6-2	235	9/25/1991	26	5	Georgia	Newnan, Ga.	D1B-'13
47	Peterson, Kevin	CB	5-11	180	3/22/1994	23	1	Oklahoma State	Muskogee, Okla.	FA-'16
51	Price, Ejuan	OLB	5-11	250	1/30/1993	24	R	Pittsburgh	Rankin, Pa.	D7-'17
94	Quinn, Robert	OLB	6-4	250	5/18/1990	27	7	North Carolina	Ladson, S.C.	D1-'11
83	Reynolds, Josh	WR	6-3	192	2/16/1995	22	R	Texas A&M	San Antonio, Texas	D4A-'17
23	Robey-Coleman, Nickell	CB	5-8	178	1/17/1992	25	5	Southern California	Frostproof, Fla.	FA-'17
76	Saffold, Rodger	G	6-5	325	6/6/1988	29	8	Indiana	Bedford, Ohio	D2-'10
92	Smart, Tanzel	DT	6-1	290	11/6/1994	23	R	Tulane	Baton Rouge, La.	D6A-'17
65	Sullivan, John	C	6-4	310	8/8/1985	32	10	Notre Dame	Old Greenwich, Conn.	FA-'17
88	Thomas, Michael	WR	6-1	195	8/16/1994	23	2	Southern Mississippi	Chicago, Ill.	D6C-'16
95	Walker, Tyrunn	DT	6-3	310	3/18/1990	27	5	Tulsa	New Iberia, La.	FA-'17
12	Watkins, Sammy	WR	6-1	211	6/14/1993	24	4	Clemson	Fort Myers, Fla.	T(BUF)-'17
21	Webster, Kayvon	CB	5-11	192	2/1/1991	26	5	South Florida	Opa-Locka, Fla.	FA-'17
93	Westbrooks, Ethan	DE	6-4	283	11/15/1990	27	4	West Texas A&M	Oakland, Calif.	FA-'14
77	Whitworth, Andrew	T	6-7	333	12/12/1981	35	12	LSU	Monroe, La.	FA-'17
63	Williams, Darrell	T	6-5	305	8/3/1993	24	2	South Florida	Orlando, Fla.	FA-'15
17	Woods, Robert	WR	6-0	193	4/10/1992	25	5	Southern California	Gardena, Calif.	FA-'17
4	Zuerlein, Greg	K	6-0	191	12/27/1987	29	6	Missouri Western	Lincoln, Neb.	D6-'12

Active Roster: 53

Practice Squad

13	Brown, Fred	WR	6-1	196	12/1/1993	23	R	Mississippi State	Jackson, Miss.	FA-'17
67	Bryant, Omarius	DT	6-3	315	10/26/1994	23	R	Western Kentucky	Byram, Miss.	FA-'17
60	Eldrenkamp, Jake	OL	6-5	300	3/4/1994	23	R	Washington	Medina, Wash.	FA-'17
27	Johnson, Isaiah	DB	6-1	207	5/16/1992	25	3	Georgia Tech	Columbus, Ohio	FA-'16
82	Mundt, Johnny	TE	6-4	232	11/23/1994	23	R	Oregon	Modesto, Calif.	FA-'17
72	Neary, Aaron	C/G	6-4	301	11/15/1992	25	1	Eastern Washington	Richland, Wash.	W(PHI)-'17
39	Rogers, Sam	FB	5-10	235	4/12/1995	22	R	Virginia Tech	Mechanicsville, Va.	D6B-'17
35	Sayles, Marcus	CB	5-10	175	10/1/1994	23	R	West Georgia	Alpharetta, Ga.	FA-'17
56	Sickels, Garrett	OLB	6-4	252	9/24/1994	23	R	Penn State	Red Bank, N.J.	FA-'17
53	Thompson, Carlos	OLB	6-5	250	2/16/1992	25	1	Mississippi	Hollandale, Miss.	FA-'17

Practice Squad: 10

Reserve/Injured

38	Davis, Cody	S	6-1	203	6/6/1989	28	5	Texas Tech	Stephenville, Texas	FA-'13
91	Easley, Dominique	DT	6-2	273	4/28/1992	25	4	Florida	Staten Island, N.Y.	FA-'16
84	Hemingway, Temarrick	TE	6-5	251	7/30/1993	24	2	South Carolina State	Loris, S.C.	D6A-'16
45	Laskey, Zach	FB	6-2	238	7/8/1992	25	1	Georgia Tech	Peachtree City, Ga.	FA-'15
41B	Tillery, Lenard	RB	5-10	198	12/9/1993	23	R	Southern	Baton Rouge, La.	FA-'17

Practice Squad/Injured

19	McRoberts, Paul	WR	6-2	197	11/15/1992	25	1	Southeast Missouri State	St. Louis, Mo.	FA-'16
----	-----------------	----	-----	-----	------------	----	---	--------------------------	----------------	--------



LOS ANGELES RAMS NUMERICAL ROSTER

NO.	PLAYER	POS	HT	WT	DOB	AGE	EXP	COLLEGE	H.S. HOMETOWN	ACQUIRED
4	Greg Zuerlein	K	6-0	191	12/27/1987	29	6	Missouri Western	Lincoln, Neb.	D6-'12
6	Johnny Hekker	P	6-5	241	2/8/1990	27	6	Oregon State	Bothell, Wash.	FA-'12
8	Brandon Allen	QB	6-2	214	9/5/1992	25	1	Arkansas	Fayetteville, Ark.	FA-'17
10	Pharoh Cooper	WR	5-11	207	3/7/1995	22	2	South Carolina	Havelock, N.C.	D4B-'16
11	Tavon Austin	WR	5-8	179	3/15/1990	27	5	West Virginia	Baltimore, Md.	D1A-'13
12	Sammy Watkins	WR	6-1	211	6/14/1993	24	4	Clemson	Fort Myers, Fla.	T(BUF)-'17
14	Sean Mannion	QB	6-6	231	4/25/1992	25	3	Oregon State	Pleasanton, Calif.	D3B-'15
16	Jared Goff	QB	6-4	223	10/14/1994	23	2	California	Novato, Calif.	D1-'16
17	Robert Woods	WR	6-0	193	4/10/1992	25	5	Southern California	Gardena, Calif	FA-'17
18	Cooper Kupp	WR	6-2	205	6/15/1993	24	R	Eastern Washington	Yakima, Wash.	D3A-'17
20	Lamarcus Joyner	S	5-8	190	11/27/1990	27	4	Florida State	Miami, Fla.	D2-'14
21	Kayvon Webster	CB	5-11	192	2/1/1991	26	5	South Florida	Opa-Locka, Fla.	FA-'17
22	Trumaine Johnson	CB	6-2	213	1/1/1990	27	6	Montana	Stockton, Calif.	D3-'12
23	Nickell Robey-Coleman	CB	5-8	178	1/17/1992	25	5	Southern California	Frostproof, Fla.	FA-'17
24	Blake Countess	DB	5-10	185	8/8/1993	24	2	Auburn	Owings Mills, MD	FA-'16
25	Lance Dunbar	RB	5-8	187	1/25/1990	27	6	North Texas	Haltom City, Texas	FA-'17
26	Mark Barron	LB	6-2	225	10/27/1989	28	6	Alabama	Mobile, Ala.	T(TB)-'14
30	Todd Gurley II	RB	6-1	227	8/3/1994	23	3	Georgia	Tarboro, N.C.	D1-'15
32	Troy Hill	CB	5-11	184	8/29/1991	26	3	Oregon	Youngstown, Ohio	W(NE) - '15
33	Justin Davis	RB	6-1	198	11/11/1995	22	R	Southern California	Stockton, Calif.	FA-'17
34	Malcolm Brown	RB	5-11	227	5/15/1993	24	2	Texas	Cibolo, Texas	FA-'15
36	Dominique Hatfield	CB	5-10	170	12/13/1994	22	R	Utah	Los Angeles, Calif.	FA-'17
41	Marqui Christian	S	5-11	200	10/27/1994	23	2	Midwestern State	Spring, Texas	W(AZ) - '16
43	John Johnson III	S	6-0	204	12/19/1995	21	R	Boston College	West Hyattsville, Md.	D3B-'17
44	Jake McQuaide	LS	6-2	225	12/7/1987	29	7	Ohio State	Cincinnati, Ohio	FA-'11
47	Kevin Peterson	CB	5-11	180	3/22/1994	23	1	Oklahoma State	Muskogee, Okla.	FA-'16
50	Samson Ebukam	OLB	6-3	240	5/9/1995	22	R	Eastern Washington	Portland, Ore.	D4B-'17
51	Ejuan Price	OLB	5-11	250	1/30/1993	24	R	Pittsburgh	Rankin, Pa.	D7-'17
52	Alec Ogletree	LB	6-2	235	9/25/1991	26	5	Georgia	Newnan, Ga.	D1B-'13
54	Bryce Hager	LB	6-1	237	5/4/1992	25	3	Baylor	Austin, Texas	D7A-'15
58	Cory Littleton	OLB	6-3	225	11/18/1993	24	2	Washington	Spring Valley, Calif.	FA-'16
63	Darrell Williams	T	6-5	305	8/3/1993	24	2	South Florida	Orlando, Fla.	FA-'15
65	John Sullivan	C	6-4	310	8/8/1985	32	10	Notre Dame	Old Greenwich, Conn.	FA-'17
66	Austin Blythe	C	6-3	300	6/16/1992	25	2	Iowa	Williamsburg, Iowa	W(IND)-'17
68	Jamon Brown	G	6-4	330	3/15/1993	24	3	Louisville	Louisville, Ky.	D3A-'15
73	Cornelius Lucas	T	6-9	320	7/18/1991	26	4	Kansas State	New Orleans, La.	FA-'17
76	Rodger Saffold	G	6-5	325	6/6/1988	29	8	Indiana	Bedford, Ohio	D2-'10
77	Andrew Whitworth	T	6-7	333	12/12/1981	35	12	LSU	Monroe, La.	FA-'17
79	Rob Havenstein	T	6-8	328	5/13/1992	25	3	Wisconsin	Mount Airy, Md.	D2-'15
81	Gerald Everett	TE	6-3	245	6/25/1994	23	R	South Alabama	Decatur, Ga.	D2-'17
83	Josh Reynolds	WR	6-3	192	2/16/1995	22	R	Texas A&M	San Antonio, Texas	D4A-'17
86	Derek Carrier	TE	6-4	244	7/25/1990	27	5	Beloit (Wis.)	Edgerton, Wis.	T(WAS)-'17
88	Michael Thomas	WR	6-1	195	8/16/1994	23	2	Southern Mississippi	Chicago, Ill.	D6C-'16
89	Tyler Higbee	TE	6-6	257	1/1/1993	24	2	Western Kentucky	Clearwater, Fla.	D4A-'16
90	Michael Brockers	DT	6-5	302	12/21/1990	26	6	LSU	Houston, Texas	D1-'12
92	Tanzel Smart	DT	6-1	290	11/6/1994	23	R	Tulane	Baton Rouge, La.	D6A-'17
93	Ethan Westbrooks	DE	6-4	283	11/15/1990	27	4	West Texas A&M	Oakland, Calif.	FA-'14
94	Robert Quinn	OLB	6-4	250	5/18/1990	27	7	North Carolina	Ladson, S.C.	D1-'11
95	Tyrunn Walker	DT	6-3	310	3/18/1990	27	5	Tulsa	New Iberia, La.	FA-'17
96	Matt Longacre	OLB	6-3	255	9/21/1991	26	3	Northwest Missouri State	Omaha, Neb.	FA-'15
97	Morgan Fox	DE	6-3	275	9/12/1994	23	2	Colorado State Pueblo	Colorado Springs, Colo.	FA-'16
98	Connor Barwin	OLB	6-4	255	10/15/1986	31	9	Cincinnati	Southfield, Mich.	FA-'17
99	Aaron Donald	DT	6-1	280	5/23/1991	26	4	Pittsburgh	Pittsburgh, Pa.	D1B-'14

Active Roster: 53

Practice Squad

13	Fred Brown	WR	6-1	196	12/1/1993	23	R	Mississippi State	Jackson, Miss.	FA-'17
27	Isaiah Johnson	DB	6-1	207	5/16/1992	25	3	Georgia Tech	Columbus, Ohio	FA-'16
35	Marcus Sayles	CB	5-10	175	10/1/1994	23	R	West Georgia	Alpharetta, Ga.	FA-'17
39	Sam Rogers	FB	5-10	235	4/12/1995	22	R	Virginia Tech	Mechanicsville, Va.	D6B-'17
53	Carlos Thompson	OLB	6-5	250	2/16/1992	25	1	Mississippi	Hollandale, Miss.	FA-'17
56	Garrett Sickels	OLB	6-4	252	9/24/1994	23	R	Penn State	Red Bank, N.J.	FA-'17
60	Jake Eldrenkamp	OL	6-5	300	3/4/1994	23	R	Washington	Medina, Wash.	FA-'17
67	Omarus Bryant	DT	6-3	315	10/26/1994	23	R	Western Kentucky	Byram, Miss.	FA-'17
72	Aaron Neary	C/G	6-4	301		####	1	Eastern Washington	Richland, Wash.	W(PHI)-'17
82	Johnny Mundt	TE	6-4	232	11/23/1994	23	R	Oregon	Modesto, Calif.	FA-'17

Practice Squad: 10

Reserve/Injured

38	Cody Davis	S	6-1	203	6/6/1989	28	5	Texas Tech	Stephenville, Texas	FA-'13
41B	Lenard Tilley	RB	5-10	198	12/9/1993	23	R	Southern	Baton Rouge, La.	FA-'17
45	Zach Laskey	FB	6-2	238	7/8/1992	25	1	Georgia Tech	Peachtree City, Ga.	FA-'15
84	Temarrick Hemingway	TE	6-5	251	7/30/1993	24	2	South Carolina State	Loris, S.C.	D6A-'16
91	Dominique Easley	DT	6-2	273	4/28/1992	25	4	Florida	Staten Island, N.Y.	FA-'16

Practice Squad/Injured

19	McRoberts, Paul	WR	6-2	197	11/15/1992	25	1	Southeast Missouri State	St. Louis, Mo.	FA-'16
----	-----------------	----	-----	-----	------------	----	---	--------------------------	----------------	--------



LOS ANGELES RAMS BY EXPERIENCE

	NO.	PLAYER	POS	HT	WT	DOB	AGE	EXP	COLLEGE	H.S. HOMETOWN	ACQUIRED
12th Year (1)	77	Whitworth, Andrew	T	6-7	333	12/12/1981	35	12	LSU	Monroe, La.	FA-'17
10th Year (1)	65	Sullivan, John	C	6-4	310	8/8/1985	32	10	Notre Dame	Old Greenwich, Conn.	FA-'17
9th Year (1)	98	Barwin, Connor	OLB	6-4	255	10/15/1986	31	9	Cincinnati	Southfield, Mich.	FA-'17
8th Year (1)	76	Saffold, Rodger	G	6-5	325	6/6/1988	29	8	Indiana	Bedford, Ohio	D2-'10
7th Year (2)	44	McQuaide, Jake	LS		225	12/7/1987	29	7	Ohio State	Cincinnati, Ohio	FA-'11
	94	Quinn, Robert	OLB	6-4	250	5/18/1990	27	7	North Carolina	Ladson, S.C.	D1-'11
6th Year (6)	4	Zuerlein, Greg	K	6-0	191	12/27/1987	29	6	Missouri Western	Lincoln, Nebr.	D6-'12
	6	Hekker, Johnny	P	6-5	241	2/8/1990	27	6	Oregon State	Bothell, Wash.	FA-'12
	22	Johnson, Trumaine	CB	6-2	213	1/1/1990	27	6	Montana	Stockton, Calif.	D3-'12
	25	Dunbar, Lance	RB	5-8	187	1/25/1990	27	6	North Texas	Haltom City, Texas	FA-'17
	26	Barron, Mark	LB	6-2	225	10/27/1989	28	6	Alabama	Mobile, Ala.	T(TB)-'14
	90	Brockers, Michael	DT	6-5	302	12/21/1990	26	6	LSU	Houston, Texas	D1-'12
5th Year (7)	11	Austin, Tavon	WR	5-8	179	3/15/1990	27	5	West Virginia	Baltimore, Md.	D1A-'13
	17	Woods, Robert	WR	6-0	193	4/10/1992	25	5	Southern California	Gardena, Calif.	FA-'17
	21	Webster, Kayvon	CB	5-11	192	2/1/1991	26	5	South Florida	Opa-locka, Fla.	FA-'17
	23	Robey-Coleman, Nickell	CB	5-8	178	1/17/1992	25	5	Southern California	Frostproof, Fla.	FA-'17
	52	Ogletree, Alec	LB	6-2	235	9/25/1991	26	5	Georgia	Newnan, Ga.	D1B-'13
	86	Carrier, Derek	TE	6-4	244	7/25/1990	27	5	Beloit (Wis.)	Edgerton, Wis.	T(WAS)-'17
	95	Walker, Tyrunn	DT	6-3	310	3/18/1990	27	5	Tulsa	New Iberia, La.	FA-'17
4th Year (5)	12	Watkins, Sammy	WR	6-1	211	6/14/1993	24	4	Clemson	Fort Myers, Fla.	T(BUF)-'17
	20	Joyner, Lamarcus	S	5-8	190	11/27/1990	27	4	Florida State	Miami, Fla.	D2-'14
	73	Lucas, Cornelius	T	6-9	320	7/18/1991	26	4	Kansas State	New Orleans, La.	FA-'17
	93	Westbrooks, Ethan	DE	6-4	283	11/15/1990	27	4	West Texas A&M	Oakland, Calif.	FA-'14
	99	Donald, Aaron	DT	6-1	280	5/23/1991	26	4	Pittsburgh	Pittsburgh, Pa.	D1B-'14
3rd Year (7)	14	Mannion, Sean	QB	6-6	231	4/25/1992	25	3	Oregon State	Pleasanton, Calif.	D3B-'15
	30	Gurley II, Todd	RB	6-1	227	8/3/1994	23	3	Georgia	Tarboro, N.C.	D1-'15
	32	Hill, Troy	CB	5-11	184	8/29/1991	26	3	Oregon	Youngstown, Ohio	W(NE) - '15
	54	Hager, Bryce	LB	6-1	237	5/4/1992	25	3	Baylor	Austin, Texas	D7A-'15
	68	Brown, Jamon	G	6-4	330	3/15/1993	24	3	Louisville	Louisville, Ky.	D3A-'15
	79	Havenstein, Rob	T	6-8	328	5/13/1992	25	3	Wisconsin	Mount Airy, Md.	D2-'15
	96	Longacre, Matt	OLB	6-3	255	9/21/1991	26	3	Northwest Missouri State	Omaha, Nebr.	FA-'15
2nd Year (11)	10	Cooper, Pharoah	WR	5-11	207	3/7/1995	22	2	South Carolina	Havelock, N.C.	D4B-'16
	16	Goff, Jared	QB	6-4	223	10/14/1994	23	2	California	Novato, Calif.	D1-'16
	24	Countess, Blake	DB	5-10	185	8/8/1993	24	2	Auburn	Owings Mills, MD	FA-'16
	34	Brown, Malcolm	RB	5-11	227	5/15/1993	24	2	Texas	Cibolo, Texas	FA-'15
	41	Christian, Marqui	DB	5-11	200	10/27/1994	23	2	Midwestern State	Spring, Texas	W(AZ) - '16
	58	Littleton, Cory	OLB	6-3	225	11/18/1993	24	2	Washington	Spring Valley, Calif.	FA-'16
	63	Williams, Darrell	T	6-5	305	8/3/1993	24	2	South Florida	Orlando, Fla.	FA-'15
	66	Blythe, Austin	C	6-3	300	6/16/1992	25	2	Iowa	Williamsburg, Iowa	W(IND)-'17
	88	Thomas, Michael	WR	6-1	195	8/16/1994	23	2	Southern Mississippi	Chicago, Ill.	D6C-'16
	89	Higbee, Tyler	TE	6-6	257	1/1/1993	24	2	Western Kentucky	Clearwater, Fla.	D4A-'16
	97	Fox, Morgan	DE	6-3	275	9/12/1994	23	2	Colorado State Pueblo	Colorado Springs, Colo.	FA-'16
1st Year (2)	8	Allen, Brandon	QB	6-2	214	9/5/1992	25	1	Arkansas	Fayetteville, Ark.	FA-'17
	47	Peterson, Kevin	CB	5-11	180	3/22/1994	23	1	Oklahoma State	Muskogee, Okla.	FA-'16
Rookies (9)	18	Kupp, Cooper	WR	6-2	205	6/15/1993	24	R	Eastern Washington	Yakima, Wash.	D3A-'17
	36	Hatfield, Dominique	CB	5-10	170	12/13/1994	22	R	Utah	Los Angeles, Calif.	FA-'17
	42	Davis, Justin	RB	6-1	198	11/11/1995	22	R	Southern California	Stockton, Calif.	FA-'17
	43	Johnson III, John	S	6-0	204	12/19/1995	21	R	Boston College	West Hyattsville, Md.	D3B-'17
	50	Ebukam, Samson	OLB	6-3	240	5/9/1995	22	R	Eastern Washington	Portland, Ore.	D4B-'17
	51	Price, Ejuan	OLB	5-11	250	1/30/1993	24	R	Pittsburgh	Rankin, Pa.	D7-'17
	81	Everett, Gerald	TE	6-3	245	6/25/1994	23	R	South Alabama	Decatur, Ga.	D2-'17
	83	Reynolds, Josh	WR	6-3	192	2/16/1995	22	R	Texas A&M	San Antonio, Texas	D4A-'17
	92	Smart, Tanzel	DT	6-1	290	11/6/1994	23	R	Tulane	Baton Rouge, La.	D6A-'17



LOS ANGELES RAMS POSITIONAL ROSTER

QUARTERBACKS (3)	POS	HT	WT	DOB	AGE	EXP	COLLEGE	H.S. HOMETOWN	ACQUIRED
8 Allen, Brandon	QB	6-2	214	9/5/1992	25	1	Arkansas	Fayetteville, Ark.	FA-'17
14 Mannion, Sean	QB	6-6	231	4/25/1992	25	3	Oregon State	Pleasanton, Calif.	D3B-'15
16 Goff, Jared	QB	6-4	223	10/14/1994	23	2	California	Novato, Calif.	D1-'16
RUNNING BACKS (4)									
25 Dunbar, Lance	RB	5-8	187	1/25/1990	27	6	North Texas	Haltom City, Texas	FA-'17
30 Gurley II, Todd	RB	6-1	227	8/3/1994	23	3	Georgia	Tarboro, N.C.	D1-'15
34 Brown, Malcolm	RB	5-11	227	5/15/1993	24	2	Texas	Cibolo, Texas	FA-'15
33 Davis, Justin	RB	6-1	198	11/11/1995	22	R	Southern California	Stockton, Calif.	FA-'17
WIDE RECEIVERS (7)									
10 Cooper, Pharoh	WR	5-11	207	3/7/1995	22	2	South Carolina	Havelock, N.C.	D4B-'16
11 Austin, Tavon	WR	5-8	179	3/15/1990	27	5	West Virginia	Baltimore, Md.	D1A-'13
12 Watkins, Sammy	WR	6-1	211	6/14/1993	24	4	Clemson	Fort Myers, Fla.	T(BUF)-'17
17 Woods, Robert	WR	6-0	193	4/10/1992	25	5	Southern California	Gardena, Calif.	FA-'17
18 Kupp, Cooper	WR	6-2	205	6/15/1993	24	R	Eastern Washington	Yakima, Wash.	D3A-'17
83 Reynolds, Josh	WR	6-3	192	2/16/1995	22	R	Texas A&M	San Antonio, Texas	D4A-'17
88 Thomas, Michael	WR	6-1	195	8/16/1994	23	2	Southern Mississippi	Chicago, Ill.	D6C-'16
TIGHT ENDS (3)									
81 Everett, Gerald	TE	6-3	245	6/25/1994	23	R	South Alabama	Decatur, Ga.	D2-'17
86 Carrier, Derek	TE	6-4	244	7/25/1990	27	5	Beloit (Wis.)	Edgerton, Wis.	T(WAS)-'17
89 Higbee, Tyler	TE	6-6	257	1/1/1993	24	2	Western Kentucky	Clearwater, Fla.	D4A-'16
OFFENSIVE LINE (8)									
63 Williams, Darrell	T	6-5	305	8/3/1993	24	2	South Florida	Orlando, Fla.	FA-'15
65 Sullivan, John	C	6-4	310	8/8/1985	32	10	Notre Dame	Old Greenwich, Conn.	FA-'17
66 Blythe, Austin	C	6-3	300	6/16/1992	25	2	Iowa	Williamsburg, Iowa	W(IND)-'17
68 Brown, Jamon	G	6-4	330	3/15/1993	24	3	Louisville	Louisville, Ky.	D3A-'15
73 Lucas, Cornelius	T	6-9	320	7/18/1991	26	4	Kansas State	New Orleans, La.	FA-'17
76 Saffold, Rodger	G	6-5	325	6/6/1988	29	8	Indiana	Bedford, Ohio	D2-'10
77 Whitworth, Andrew	T	6-7	333	12/12/1981	35	12	LSU	Monroe, La.	FA-'17
79 Havenstein, Rob	T	6-8	328	5/13/1992	25	3	Wisconsin	Mount Airy, Md.	D2-'15
DEFENSIVE LINE (6)									
90 Brockers, Michael	DT	6-5	302	12/21/1990	26	6	LSU	Houston, Texas	D1-'12
92 Smart, Taniel	DT	6-1	290	11/6/1994	23	R	Tulane	Baton Rouge, La.	D6A-'17
93 Westbrook, Ethan	DE	6-4	283	11/15/1990	27	4	West Texas A&M	Oakland, Calif.	FA-'14
95 Walker, Tyrunn	DT	6-3	310	3/18/1990	27	5	Tulsa	New Iberia, La.	FA-'17
97 Fox, Morgan	DE	6-3	275	9/12/1994	23	2	Colorado State Pueblo	Colorado Springs, Colo.	FA-'16
99 Donald, Aaron	DT	6-1	280	5/23/1991	26	4	Pittsburgh	Pittsburgh, Pa.	D1B-'14
LINEBACKERS (9)									
26 Barron, Mark	LB	6-2	225	10/27/1989	28	6	Alabama	Mobile, Ala.	T(TB)-'14
50 Ebukam, Samson	OLB	6-3	240	5/9/1995	22	R	Eastern Washington	Portland, Ore.	D4B-'17
51 Price, Ejuan	OLB	5-11	250	1/30/1993	24	R	Pittsburgh	Rankin, Pa.	D7-'17
52 Ogletree, Alec	LB	6-2	235	9/25/1991	26	5	Georgia	Newnan, Ga.	D1B-'13
54 Hager, Bryce	LB	6-1	237	5/4/1992	25	3	Baylor	Austin, Texas	D7A-'15
58 Littleton, Cory	OLB	6-3	225	11/18/1993	24	2	Washington	Spring Valley, Calif.	FA-'16
94 Quinn, Robert	OLB	6-4	250	5/18/1990	27	7	North Carolina	Ladson, S.C.	D1-'11
96 Longacre, Matt	OLB	6-3	255	9/21/1991	26	3	Northwest Missouri State	Omaha, Neb.	FA-'15
98 Barwin, Connor	OLB	6-4	255	10/15/1986	31	9	Cincinnati	Southfield, Mich.	FA-'17
SECONDARY (10)									
20 Joyner, Lamaricus	S	5-8	190	11/27/1990	27	4	Florida State	Miami, Fla.	D2-'14
21 Webster, Kayvon	CB	5-11	192	2/1/1991	26	5	South Florida	Opa-locka, Fla.	FA-'17
22 Johnson, Trumaine	CB	6-2	213	1/1/1990	27	6	Montana	Stockton, Calif.	D3-'12
23 Robey-Coleman, Nickell	CB	5-8	178	1/17/1992	25	5	Southern California	Frostproof, Fla.	FA-'17
24 Countess, Blake	DB	5-10	185	8/8/1993	24	2	Auburn	Owings Mills, MD	FA-'16
32 Hill, Troy	CB	5-11	184	8/29/1991	26	3	Oregon	Youngstown, Ohio	W(NE) - '15
36 Hatfield, Dominique	CB	5-10	170	12/13/1994	22	R	Utah	Los Angeles, Calif.	FA-'17
41 Christian, Marqui	S	5-11	200	10/27/1994	23	2	Midwestern State	Spring, Texas	W(AZ) - '16
43 Johnson III, John	S	6-0	204	12/19/1995	21	R	Boston College	West Hyattsville, Md.	D3B-'17
47 Peterson, Kevin	CB	5-11	180	3/22/1994	23	1	Oklahoma State	Muskogee, Okla.	FA-'16
SPECIALISTS (3)									
4 Zuerlein, Greg	K	6-0	191	12/27/1987	29	6	Missouri Western	Lincoln, Nebr.	D6-'12
6 Hekker, Johnny	P	6-5	241	2/8/1990	27	6	Oregon State	Bothell, Wash.	FA-'12
44 McQuaide, Jake	LS	6-2	225	12/7/1987	29	7	Ohio State	Cincinnati, Ohio	FA-'11



LOS ANGELES RAMS 2017 TRANSACTIONS

DATE	NAME	MOVE
January 2	DB Jerome Couplin	Signed Reserves/Futures Contract
January 2	LB Cassanova McKinzy	Signed Reserves/Futures Contract
January 2	LB Reggie Northrup	Signed Reserves/Futures Contract
January 2	CB Kevin Peterson	Signed Reserves/Futures Contract
January 2	WR Brandon Shippen	Signed Reserves/Futures Contract
January 2	DB Kevin Short	Signed Reserves/Futures Contract
January 2	RB Brandon Wegher	Signed Reserves/Futures Contract
January 2	TE Bryce Williams	Signed Reserves/Futures Contract
February 27	TE Travis Wilson	Signed Reserves/Futures Contract
March 6	CB Trumaine Johnson	Signed Franchise Tender
March 9	DE William Hayes	Traded to Miami Dolphins
March 10	T Andrew Whitworth	Signed
March 10	WR Robert Woods	Signed
March 13	LS Andrew East	Signed
March 14	CB Kayvon Webster	Signed
March 15	K Greg Zuerlein	Resigned
March 16	OLB Connor Barwin	Signed
March 16	RB Lance Dunbar	Signed
March 23	QB Aaron Murray	Signed
March 23	DT Tyrann Walker	Signed
April 4	OLB Carlos Thompson	Signed
April 5	C John Sullivan	Signed
April 7	CB Nickell Robey-Coleman	Signed
April 19	DB Kevin Short	Waived
April 19	G Tre Jackson	Claimed off Waivers
April 20	G Tre Jackson	Waived
May 1	G David Arkin	Waived
May 2	RB Brandon Wegher	Waived
May 2	LB Kevin Davis	Signed
May 2	OL Jake Eldrenkamp	Signed
May 2	TE Johnny Mundt	Signed
May 2	LB Adefolarin Orimolade	Signed
May 2	DT Casey Sayles	Signed
May 2	DB Dravious Wright	Signed
May 3	DB Jerome Couplin	Waived
May 3	LS Andrew East	Waived
May 3	TE Bryce Williams	Waived
May 3	CB Jared Collins	Signed
May 3	DT Mike Purcell	Claimed off Waivers
May 5	OL Alex Kozan	Signed
May 5	OL Kwayde Miller	Signed
May 5	DT Dominique Easley	Resigned
May 8	CB Ishmael Adams	Signed
May 8	CB Aaron Penton	Signed
May 11	QB Aaron Murray	Waived
May 12	CB Ishmael Adams	Waived
May 12	OL Alex Kozan	Waived
May 12	RB Justin Davis	Signed
May 12	OL Shaq McMeans	Signed
May 12	RB Lenard Tillery	Signed
May 13	DB Jared Collins	Waived
May 13	OL Shaq McMeans	Waived
May 15	RB De'Mard Llorens	Signed
May 15	WR Ryan Shaker	Signed
May 15	OLB Teidrick Smith	Signed
May 15	DB Dominique Hatfield	Signed
May 16	LB Adefolarin Orimolade	Waived
May 16	C Austin Blythe	Claimed off Waivers
May 22	OL Kwayde Miller	Waived
May 22	DB Dravious Wright	Left Squad
May 22	DT Omarius Bryant	Signed
May 22	DT A.J. Jefferson	Signed
May 30	RB De'Mard Llorens	Waived
May 30	QB Dylan Thompson	Signed
June 15	QB Dylan Thompson	Waived
June 15	OL Greg Robinson	Traded to Detroit Lions
June 15	OL Michael Dunn	Signed
June 15	OL Alex Kozan	Signed
June 20	WR Marquez North	Waived
June 20	LB Reggie Northrup	Waived
June 20	C Demetrius Rhoney	Waived
June 20	OLB Teidrick Smith	Waived
June 21	DB Brian Randolph	Waived
June 21	DT Tyrann Walker	Terminated Contract
July 26	QB Dan Orlovsky	Signed
July 27	TE Johnny Mundt	Placed on Physically Unable to Perform
July 27	DT Omarius Bryant	Placed on Non-Football Injury List
July 27	DB Dominique Hatfield	Placed on Non-Football Injury List
July 27	OL Alex Kozan	Placed on Non-Football Injury List
July 27	DB Aaron Penton	Placed on Non-Football Injury List
July 27	OL Parker Collins	Signed
July 27	RB De'Mard Llorens	Signed
July 27	OLB Andy Mulumba	Signed
July 27	LB Folarin Orimolade	Signed
July 28	RB Lance Dunbar	Placed on Physically Unable to Perform
July 28	WR Michael Thomas	Placed on Physically Unable to Perform
July 28	DB Maurice Alexander	Placed on Non-Football Injury List
July 28	TE Cory Harkey	Placed on Non-Football Injury List
July 28	DB Lamarqus Joynes	Placed on Non-Football Injury List
July 28	DT Aaron Donald	Placed on Reserve/Did Not Report
July 28	DE Caushaud Lyons	Signed
August 3	DT Dominique Easley	Placed on Reserve/Injured
August 3	FB Zach Laskey	Waived/Injured
August 3	WR C.J. Germany	Signed
August 3	WR Justin Thomas	Signed
August 4	WR K.D. Cannon	Signed
August 7	WR Michael Thomas	Passed Physical
August 7	WR Bradley Marquez	Waived/Injured
August 7	WR Michael Thomas	Passed Physical
August 10	K Travis Coons	Signed
August 11	CB E.J. Gaines	Traded to Buffalo
August 11	WR Sammy Watkins	Acquired via trade from Buffalo
August 14	TE Johnny Mundt	Passed Physical
August 18	WR C.J. Germany	Waived
August 18	WR Justin Thomas	Waived
August 18	CB Carlos Davis	Signed
August 18	OLB Davis Tull	Signed

DATE	NAME	MOVE
September 1	OL Parker Collins	Waived
September 1	K Travis Coons	Waived
September 1	CB Carlos Davis	Waived
September 1	LB Kevin Davis	Waived/Injured
September 1	WR Iyquan Glass	Waived
September 1	RB Aaron Green	Waived
September 1	OL Alex Kozan	Waived
September 1	OLB Willie Mays III	Waived
September 1	OLB Andy Mulumba	Waived
September 1	LB Folarin Orimolade	Waived
September 1	DB Aaron Penton	Waived
September 1	WR Shakeir Ryan	Waived
September 1	WR Brandon Shippen	Waived
September 1	OLB Davis Tull	Waived
September 2	TE Derek Carrier	Acquired via trade from Washington
September 2	DT Omarius Bryant	Waived
September 2	WR K.D. Cannon	Waived
September 2	OL Michael Dunn	Waived
September 2	OL Jake Eldrenkamp	Waived
September 2	LB Josh Forrest	Waived/Injured
September 2	DB Isaiah Johnson	Waived
September 2	DB Michael Jordan	Waived
September 2	LB Cassanova McKinzy	Waived
September 2	WR Paul McRoberts	Waived
September 2	OL Pace Murphy	Waived
September 2	NT Mike Purcell	Waived
September 2	RB Sam Rogers	Waived
September 2	DT Casey Sayles	Waived
September 2	WR Nelson Spruce	Waived/Injured
September 2	OLB Carlos Thompson	Waived
September 2	RB Lenard Tillery	Waived/Injured
September 2	G Cody Wichmann	Waived
September 2	TE Travis Wilson	Waived
September 2	TE Cory Harkey	Terminated Contract
September 2	QB Dan Orlovsky	Terminated Contract
September 2	TE Temarrick Hemingway	Placed on Injured Reserve
September 2	RB Lance Dunbar	Placed on Physically Unable to Perform
September 2	CB Troy Hill	Placed on Reserve/Suspended
September 2	WR Michael Thomas	Placed on Reserve/Suspended
September 2	DT Omarius Bryant	Signed to Practice Squad
September 2	OL Michael Dunn	Signed to Practice Squad
September 2	OL Jake Eldrenkamp	Signed to Practice Squad
September 2	DB Isaiah Johnson	Signed to Practice Squad
September 2	LB Cassanova McKinzy	Signed to Practice Squad
September 2	WR Paul McRoberts	Signed to Practice Squad
September 2	RB Sam Rogers	Signed to Practice Squad
September 2	OLB Carlos Thompson	Signed to Practice Squad
September 2	TE Travis Wilson	Signed to Practice Squad
September 3	LB Nicholas Grigsby	Waived
September 3	TE Johnny Mundt	Waived
September 3	DT Louis Trinca-Pasat	Waived
September 3	C/G Aaron Neary	Acquired via waivers from Philadelphia
September 3	C.J.J. Dielman	Acquired via waivers from Cincinnati
September 3	DT Quinton Jefferson	Acquired via waivers from Seattle
September 4	CB Kevin Peterson	Waived
September 4	QB Brandon Allen	Acquired via waivers from Jacksonville
September 4	WR Nelson Spruce	Injury Settlement
September 4	DT Louis Trinca-Pasat	Signed to Practice Squad
September 5	OL Michael Dunn	Terminated Practice Squad Contract
September 5	DT Louis Trinca-Pasat	Terminated Practice Squad Contract
September 5	TE Johnny Mundt	Signed to Practice Squad
September 5	CB Kevin Peterson	Signed to Practice Squad
September 9	LB Josh Forrest	Injury Settlement
September 12	C.J.J. Dielman	Waived
September 12	DT Quinton Jefferson	Waived
September 12	OL Jake Eldrenkamp	Terminated Practice Squad Contract
September 12	T Cornelius Lucas	Signed
September 14	DT Quinton Jefferson	Signed to Practice Squad
September 16	C/G Aaron Neary	Waived
September 16	CB Kevin Peterson	Terminated Practice Squad Contract
September 16	CB Kevin Peterson	Signed to Active Roster
September 16	DT Aaron Donald	Activated from Roster Exemption
September 18	C/G Aaron Neary	Signed to Practice Squad
September 19	OLB Cassanova McKinzy	Terminated Practice Squad Contract
September 19	CB Kevin Peterson	Waived
September 19	CB Troy Hill	Activated from Roster Exemption
September 20	CB Kevin Peterson	Signed to Practice Squad
September 26	TE Travis Wilson	Terminated Practice Squad Contract
September 26	WR Fred Brown	Signed to Practice Squad
October 2	DT Quinton Jefferson	Claimed off Practice Squad by Seattle
October 9	DB Maurice Alexander	Waived
October 9	WR Michael Thomas	Activated from Roster Exemption
October 12	OLB Garrett Sickels	Signed to Practice Squad
October 30	RB Lance Dunbar	Returned to Practice
November 3	S Cody Davis	Placed on Injured Reserve
November 3	DB Isaiah Johnson	Signed to Active Roster From Practice Squad
November 6	WR Bradley Marquez	Waived from Injured Reserve
November 7	DB Isaiah Johnson	Waived
November 8	DB Isaiah Johnson	Signed to Practice Squad
November 11	T Andrew Donnal	Waived
November 11	RB Lance Dunbar	Placed on Active Roster from PUP
November 11	TE Johnny Mundt	Signed to Active Roster From Practice Squad
November 15	WR Paul McRoberts	Placed on Practice Squad/Injured
November 15	OL Jake Eldrenkamp	Signed to Practice Squad
November 15	OL Jeremiah Poutasi	Signed to Practice Squad
November 21	TE Johnny Mundt	Waived
November 21	OL Jeremiah Poutasi	Terminated Practice Squad Contract
November 22	DB Marcus Sayles	Signed to Practice Squad
November 22	CB Kevin Peterson	Signed to Active Roster From Practice Squad
November 22	TE Johnny Mundt	Signed to Practice Squad



HOW THE 2017 LOS ANGELES RAMS WERE BUILT

DRAFTEES (25)

FREE AGENTS (21)

TRADES/WAIVERS (7)

2017	TE Gerald Everett (2) WR Cooper Kupp (3a) S John Johnson III (3b) WR Josh Reynolds (4a) OLB Samson Ebukam (4b) DT Tanzel Smart (6) OLB Ejuan Price (7)	OLB Connor Barwin (FA) T Cornelius Lucas (FA) RB Justin Davis (UDFA) RB Lance Dunbar (FA) DB Dominique Hatfield (UDFA) CB Nickell Robey-Coleman (FA) C John Sullivan (FA) DT Tyrunn Walker (FA) CB Kayvon Webster (FA) T Andrew Whitworth (FA) WR Robert Woods (FA)	QB Brandon Allen (W-JAX) C Austin Blythe (W-IND) TE Derek Carrier (T-WAS) WR Sammy Watkins (T-BUF)
2016	QB Jared Goff (1) TE Tyler Higbee (4a) WR Pharoh Cooper (4b) WR Michael Thomas (6)	CB Blake Countess (FA) DE Morgan Fox (UDFA) OLB Cory Littleton (UDFA) CB Kevin Peterson (FA)	DB Marqui Christian (W-AZ)
2015	RB Todd Gurley II (1) T Rob Havenstein (2) G Jamon Brown (3a) QB Sean Mannion (3b) LB Bryce Hager (7)	RB Malcolm Brown (UDFA) OLB Matt Longacre (UDFA) T Darrell Williams (UDFA)	CB Troy Hill (W-NE)
2014	CB Aaron Donald (1) S Lamarqus Joyner (2)	DE Ethan Westbrooks (UDFA)	LB Mark Barron (T-TB)
2013	WR Tavon Austin (1a) LB Alec Ogletree (1b)		
2012	DT Michael Brockers (1) CB Trumaine Johnson (3) K Greg Zuerlein (6)	P Johnny Hekker (UDFA)	
2011	OLB Robert Quinn (1)	LS Jake McQuaide (UDFA)	
2010	OL Rodger Saffold (2)		

FA - Free Agent; **UFA** - Unrestricted Free Agent; **UDFA** - Undrafted Free Agent; **RFA** - Restricted Free Agent; **W** - Waivers; **T** - Trade



LOS ANGELES RAMS STARTERS/INACTIVES

OFFENSE											
	WR	LT	LG	C	RG	RT	TE/WR	WR	QB	TE	RB
IND 9/10	S. Watkins	A. Whitworth	R. Saffold	J. Sullivan	J. Brown	R. Havenstein	G. Everett	R. Woods	J. Goff	T. Higbee	T. Gurley II
WAS 9/17	S. Watkins	A. Whitworth	R. Saffold	J. Sullivan	J. Brown	R. Havenstein	T. Austin	R. Woods	J. Goff	T. Higbee	T. Gurley II
@ SF 9/21	T. Austin	A. Whitworth	R. Saffold	J. Sullivan	J. Brown	R. Havenstein	D. Carrier	R. Woods	J. Goff	T. Higbee	T. Gurley II
@ DAL 10/1	S. Watkins	A. Whitworth	R. Saffold	J. Sullivan	J. Brown	R. Havenstein	D. Carrier	R. Woods	J. Goff	T. Higbee	T. Gurley II
SEA 10/8	S. Watkins	A. Whitworth	R. Saffold	J. Sullivan	J. Brown	R. Havenstein	T. Austin	R. Woods	J. Goff	T. Higbee	T. Gurley II
@ JAX 10/15	S. Watkins	A. Whitworth	R. Saffold	J. Sullivan	J. Brown	R. Havenstein	D. Carrier	R. Woods	J. Goff	T. Higbee	T. Gurley II
ARI 10/22	S. Watkins	A. Whitworth	R. Saffold	J. Sullivan	J. Brown	R. Havenstein	T. Austin	R. Woods	J. Goff	T. Higbee	T. Gurley II
@ NYG 11/5	S. Watkins	A. Whitworth	R. Saffold	J. Sullivan	J. Brown	R. Havenstein	C. Kupp	R. Woods	J. Goff	T. Higbee	T. Gurley II
HOU 11/12	S. Watkins	A. Whitworth	R. Saffold	J. Sullivan	J. Brown	R. Havenstein	G. Everett	T. Austin	J. Goff	T. Higbee	T. Gurley II
@ MIN 11/19	S. Watkins	A. Whitworth	R. Saffold	J. Sullivan	J. Brown	R. Havenstein	C. Kupp	R. Woods	J. Goff	T. Higbee	T. Gurley II
NO 11/26	S. Watkins	A. Whitworth	R. Saffold	J. Sullivan	J. Brown	R. Havenstein	J. Reynolds	T. Austin	J. Goff	T. Higbee	T. Gurley II
@ ARI 12/3											
PHI 12/10											
@SEA 12/17											
@TEN 12/24											
SF 12/31											
DEFENSE											
	DT	DT/DE/NT	DT/OLB/DE	OLB	OLB	LB	LB	LCB	RCB	SS	FS/CB
IND 9/10	E. Westbooks	M. Brockers	T. Walker	R. Quinn	C. Barwin	A. Ogletree	M. Barron	T. Johnson	K. Webster	M. Alexander	L. Joyner
WAS 9/17	A. Donald	M. Brockers	T. Walker	R. Quinn	C. Barwin	A. Ogletree	M. Barron	T. Johnson	N. Robey-Coleman	M. Alexander	L. Joyner
@ SF 9/21	A. Donald	M. Brockers	T. Walker	R. Quinn	C. Barwin	A. Ogletree	M. Barron	T. Johnson	N. Robey-Coleman	M. Alexander	L. Joyner
@ DAL 10/1	A. Donald	M. Brockers	T. Smart	R. Quinn	C. Barwin	A. Ogletree	M. Barron	T. Johnson	K. Webster	M. Alexander	C. Davis
SEA 10/8	A. Donald	M. Brockers	C. Littleton	R. Quinn	C. Barwin	A. Ogletree	M. Barron	T. Johnson	K. Webster	J. Johnson III	N. Robey-Coleman
@ JAX 10/15	A. Donald	M. Brockers	T. Smart	R. Quinn	C. Barwin	A. Ogletree	M. Barron	T. Johnson	K. Webster	J. Johnson III	C. Davis
ARI 10/22	A. Donald	M. Brockers	T. Smart	R. Quinn	C. Barwin	A. Ogletree	M. Barron	T. Johnson	K. Webster	J. Johnson III	L. Joyner
@ NYG 11/5	A. Donald	T. Smart	M. Brockers	R. Quinn	C. Barwin	A. Ogletree	M. Barron	T. Johnson	K. Webster	J. Johnson III	L. Joyner
HOU 11/12	A. Donald	E. Westbooks	M. Brockers	M. Longacre	C. Barwin	A. Ogletree	M. Barron	T. Johnson	K. Webster	J. Johnson III	L. Joyner
@ MIN 11/19	A. Donald	E. Westbooks	M. Brockers	R. Quinn	C. Barwin	A. Ogletree	M. Barron	T. Johnson	K. Webster	J. Johnson III	L. Joyner
NO 11/26	A. Donald	E. Westbooks	M. Brockers	R. Quinn	C. Barwin	A. Ogletree	M. Barron	T. Johnson	K. Webster	J. Johnson III	L. Joyner
@ ARI 12/3											
PHI 12/10											
@SEA 12/17											
@TEN 12/24											
SF 12/31											
SPECIALISTS				INACTIVES							
	K	P	LS								
IND 9/10	G. Zuerlein	J. Hekker	J. McQuaide	IND 9/10	B. Allen	M. Christian	E. Price	A. Donnal	J. Dielman	Q. Jefferson	A. Neary
WAS 9/17	G. Zuerlein	J. Hekker	J. McQuaide	WAS 9/17	B. Allen	K. Webster	J. Davis	M. Christian	E. Price	A. Donnal	C. Lucas
@ SF 9/21	G. Zuerlein	J. Hekker	J. McQuaide	@ SF 9/21	B. Allen	K. Webster	M. Brown	M. Christian	E. Price	A. Donnal	C. Lucas
@ DAL 10/1	G. Zuerlein	J. Hekker	J. McQuaide	@ DAL 10/1	B. Allen	L. Joyner	J. Davis	D. Hatfield	E. Price	A. Donnal	C. Lucas
SEA 10/8	G. Zuerlein	J. Hekker	J. McQuaide	SEA 10/8	B. Allen	L. Joyner	M. Alexander	J. Davis	E. Price	A. Donnal	C. Lucas
@ JAX 10/15	G. Zuerlein	J. Hekker	J. McQuaide	@ JAX 10/15	B. Allen	L. Joyner	T. Hill	J. Davis	E. Price	A. Donnal	C. Lucas
ARI 10/22	G. Zuerlein	J. Hekker	J. McQuaide	ARI 10/22	B. Allen	J. Davis	C. Davis	E. Price	A. Donnal	C. Lucas	M. Thomas
@ NYG 11/5	G. Zuerlein	J. Hekker	J. McQuaide	@ NYG 11/5	B. Allen	I. Johnson	J. Davis	E. Price	A. Donnal	C. Lucas	M. Thomas
HOU 11/12	G. Zuerlein	J. Hekker	J. McQuaide	HOU 11/12	B. Allen	J. Davis	M. Brown	C. Lucas	D. Carrier	M. Thomas	R. Quinn
@ MIN 11/19	G. Zuerlein	J. Hekker	J. McQuaide	@ MIN 11/19	B. Allen	T. Hill	J. Davis	M. Brown	E. Price	C. Lucas	D. Carrier
NO 11/26	G. Zuerlein	J. Hekker	J. McQuaide	NO 11/26	B. Allen	R. Woods	N. Robey-Coleman	L. Dunbar	M. Brown	E. Price	C. Lucas
@ ARI 12/3				@ ARI 12/3							
PHI 12/10				PHI 12/10							
@SEA 12/17				@SEA 12/17							
@TEN 12/24				@TEN 12/24							
SF 12/31				SF 12/31							



LOS ANGELES RAMS PARTICIPATION

		2017				1	2	3	4	5	6	7	8	9	10	11	12	13	14	15	16
		GP	GS	DNP	I	IND	WAS	at SF	at DAL	SEA	at JAX	ARI	at NYG	HOU	at MIN	NO	at ARI	PHI	at SEA	at TEN	SF
4	Greg Zuerlein	11	0	0	0	P	P	P	P	P	P	P	P	P	P						
6	Johnny Hekker	11	0	0	0	P	P	P	P	P	P	P	P	P	P						
8	Brandon Allen	0	0	0	11	I	I	I	I	I	I	I	I	I	I						
10	Pharoh Cooper	11	0	0	0	P	P	P	P	P	P	P	P	P	P						
11	Tavon Austin	11	6	0	0	P	WR	WR	P	WR	P	WR	P	WR	P	WR					
12	Sammy Watkins	11	10	0	0	WR	WR	P	WR	WR	WR	WR	WR	WR	WR	WR					
14	Sean Mannion	3	0	8	0	P	DNP	DNP	DNP	DNP	DNP	P	P	DNP	DNP	DNP					
16	Jared Goff	11	11	0	0	QB	QB	QB	QB	QB	QB	QB	QB	QB	QB	QB					
17	Robert Woods	11	11	0	0	WR	WR	WR	WR	WR	WR	WR	WR	P	WR	I					
18	Cooper Kupp	11	2	0	0	P	P	P	P	P	P	P	WR	P	WR	P					
20	Lamarcus Joyner	8	8	0	3	FS	FS	FS	I	I	I	FS	FS	FS	FS	FS					
21	Kayvon Webster	9	9	0	2	RCB	I	I	RCB	RCB	RCB	RCB	RCB	RCB	RCB	RCB					
22	Trumaine Johnson	11	11	0	0	LCB	LCB	LCB	LCB	LCB	LCB	LCB	LCB	LCB	LCB	LCB					
23	Nickell Robey-Coleman	10	3	0	1	P	RCB	RCB	P	CB	P	P	P	P	P	I					
24	Blake Countess	11	0	0	0	P	P	P	P	P	P	P	P	P	P	P					
25	Lance Dunbar	2	0	0	1	PUP	PUP	PUP	PUP	PUP	PUP	PUP	PUP	P	P	I					
26	Mark Barron	11	11	0	0	LB	LB	LB	LB	LB	LB	LB	LB	LB	LB	LB					
30	Todd Gurley II	11	11	0	0	RB	RB	RB	RB	RB	RB	RB	RB	RB	RB	RB					
31	Maurice Alexander	4	4	0	1	SS	SS	SS	SS	I	O	O	O	O	O	O					
32	Troy Hill	8	0	0	1	SUS	SUS	P	P	P	I	P	P	P	I	P					
33	Justin Davis	3	0	0	8	P	I	P	I	I	I	I	I	I	I	P					
34	Malcolm Brown	7	0	0	4	P	P	I	P	P	P	P	P	I	I	I					
36	Dominique Hatfield	10	0	0	1	P	P	P	I	P	P	P	P	P	P	P					
38	Cody Davis	6	2	0	1	P	P	P	FS	P	FS	I	IR	IR	IR	IR					
41	Marqui Christian	8	0	0	3	I	I	I	P	P	P	P	P	P	P	P					
43	John Johnson III	11	7	0	0	P	P	P	P	SS	SS	SS	SS	SS	SS	SS					
44	Jake McQuaide	11	0	0	0	P	P	P	P	P	P	P	P	P	P	P					
47	Kevin Peterson	2	0	0	0	PS	P	PS	PS	PS	PS	PS	PS	PS	PS	P					
50	Samson Ebukam	11	0	0	0	P	P	P	P	P	P	P	P	P	P	P					
51	Ejuan Price	1	0	0	10	I	I	I	I	I	I	I	I	P	I	I					
52	Alec Ogletree	11	11	0	0	LB	LB	LB	LB	LB	LB	LB	LB	LB	LB	LB					
54	Bryce Hager	11	0	0	0	P	P	P	P	P	P	P	P	P	P	P					
58	Cory Littleton	11	1	0	0	P	P	P	P	OLB	P	P	P	P	P	P					
63	Darrell Williams	11	0	0	0	P	P	P	P	P	P	P	P	P	P	P					
64	Andrew Donnal	0	0	0	8	I	I	I	I	I	I	I	I	O	O	O					
65	John Sullivan	11	11	0	0	C	C	C	C	C	C	C	C	C	C	C					
66	Austin Blythe	10	0	1	0	P	P	P	P	P	P	P	P	P	DNP	P					
68	Jamon Brown	11	11	0	0	RG	RG	RG	RG	RG	RG	RG	RG	RG	RG	RG					
73	Cornelius Lucas	0	0	0	9	O	I	I	I	I	I	I	I	I	I	I					
76	Rodger Saffold	11	11	0	0	LG	LG	LG	LG	LG	LG	LG	LG	LG	LG	LG					
77	Andrew Whitworth	11	11	0	0	LT	LT	LT	LT	LT	LT	LT	LT	LT	LT	LT					
79	Rob Havenstein	11	11	0	0	RT	RT	RT	RT	RT	RT	RT	RT	RT	RT	RT					
81	Gerald Everett	11	2	0	0	TE	P	P	P	P	P	P	P	TE	P	P					
82	Johnny Mundt	2	0	0	0	PS	PS	PS	PS	PS	PS	PS	PS	P	P	PS					
83	Josh Reynolds	11	1	0	0	P	P	P	P	P	P	P	P	P	P	WR					
86	Derek Carrier	9	3	0	2	P	P	TE	TE	P	TE	P	P	I	I	P					
88	Michael Thomas	3	0	0	3	SUS	SUS	SUS	SUS	CEX	P	I	I	I	P	P					
89	Tyler Higbee	11	11	0	0	TE	TE	TE	TE	TE	TE	TE	TE	TE	TE	TE					
90	Michael Brockers	11	11	0	0	NT	NT	NT	NT	NT	NT	NT	DE	DE	DE	DE					
92	Tanzel Smart	11	4	0	0	P	P	P	DT	P	DT	DT	NT	P	P	P					
93	Ethan Westbrooks	11	4	0	0	DE	P	P	P	P	P	P	P	DT	DT	DT					
94	Robert Quinn	10	10	0	1	OLB	OLB	OLB	OLB	OLB	OLB	OLB	OLB	I	OLB	OLB					
95	Tyrunn Walker	11	3	0	0	DT	DT	DT	P	P	P	P	P	P	P	P					
96	Matt Longacre	11	1	0	0	P	P	P	P	P	P	P	P	OLB	P	P					
97	Morgan Fox	11	0	0	0	P	P	P	P	P	P	P	P	P	P	P					
98	Connor Barwin	11	11	0	0	OLB	OLB	OLB	OLB	OLB	OLB	OLB	OLB	OLB	OLB	OLB					
99	Aaron Donald	10	10	0	0	CEX	DT	DT	DT	DT	DT	DT	DT	DT	DT	DT					

GS - Starter; X - Reserve; DNP - Did Not Play; I - Inactive; IR - Injured Reserve; PS - Practice Squad; O - Not on Roster; U - Unsigned; E - Roster
 Exemption; PUP - Physically Unable to Perform; P - Games Played; GS - Started; D - Did Not Play; IA - Inactive; SUS - Reserve/Suspended; NFI - Non Football Injury List;
 CEX - Reserve/Commissioners Exempt; US - Reserve/Unsigned





**LOS ANGELES
RAMS
MISCELLANEOUS
STATS**



2017 LOS ANGELES RAMS TEAM STATISTICS

	IND	WAS	@SF	@DAL	SEA	@JAX	ARI	@NYG	HOU	@MIN	NO	@ARI	PHI	@SEA	@TEN	SF
SCORING SUMMARY																
1st Qtr.	10	0	14	3	0	17	3	7	3	7	10	-	-	-	-	-
2nd Qtr.	17	10	10	13	10	7	20	20	6	0	7	-	-	-	-	-
3rd Qtr.	10	7	10	10	0	0	3	21	21	0	3	-	-	-	-	-
4th Qtr.	9	3	7	9	0	3	7	3	3	0	6	-	-	-	-	-
OT	0	0	0	0	0	0	0	0	0	0	0	-	-	-	-	-
FIRST DOWNS																
Total	19	14	26	24	21	12	28	20	19	15	24	-	-	-	-	-
Rushing	5	4	7	9	4	5	11	8	6	1	6	-	-	-	-	-
Passing	13	9	14	14	14	7	14	10	13	12	14	-	-	-	-	-
Penalty	1	1	5	1	3	0	3	2	0	2	4	-	-	-	-	-
TOTAL OFFENSE																
Yards	381	332	418	412	375	249	432	473	443	254	415	-	-	-	-	-
Rushing	63	92	126	168	100	142	197	162	104	45	88	-	-	-	-	-
Passing	318	240	292	244	275	107	228	311	339	209	327	-	-	-	-	-
Sacks (Yds.)	1(8)	2(12)	0(0)	1(11)	2(13)	3(17)	1(7)	0(0)	3(22)	2(16)	4(27)	-	-	-	-	-
PASSING																
Attempts	30	26	28	36	47	21	37	22	37	37	44	-	-	-	-	-
Completions	22	16	22	21	22	11	22	14	25	23	28	-	-	-	-	-
Interceptions	0	1	0	0	2	0	1	0	0	0	1	-	-	-	-	-
INTERCEPTIONS BY RAMS																
Number	2	0	1	1	2	1	2	1	2	0	0	-	-	-	-	-
Yards	68	0	25	4	69	31	39	0	34	0	0	-	-	-	-	-
Long	39	0	25	4	69	31	29	0	19	0	0	-	-	-	-	-
Touchdowns	2	0	0	0	0	0	0	0	0	0	0	-	-	-	-	-
PUNT																
Number	5	4	2	2	3	7	2	2	4	6	3	-	-	-	-	-
Yards	218	182	113	108	136	322	119	75	205	254	138	-	-	-	-	-
Average	43.6	45.5	56.5	54.0	45.3	46.0	59.5	37.5	51.3	42.3	46.0	-	-	-	-	-
PUNT RETURNS																
Number	3	4	1	3	2	3	3	3	3	2	3	-	-	-	-	-
Yards	15	24	0	20	0	17	30	55	32	12	59	-	-	-	-	-
Fair Catches	0	0	1	0	2	1	0	0	1	1	2	-	-	-	-	-
Long	8	12	0	7	0	12	20	30	27	13	40	-	-	-	-	-
Touchdowns	0	0	0	0	0	0	0	0	0	0	0	-	-	-	-	-
KICKOFF RETURNS																
Number	2	3	3	4	2	2	1	0	2	2	4	-	-	-	-	-
Yards	48	59	83	123	52	124	18	0	49	60	110	-	-	-	-	-
Long	35	34	27	66	31	103	18	0	27	34	40	-	-	-	-	-
Touchdowns	0	0	0	0	0	1	0	0	0	0	0	-	-	-	-	-
PENALTIES																
Number	7	7	7	7	5	7	6	6	10	8	9	-	-	-	-	-
Yards	50	75	52	41	45	70	45	55	86	60	90	-	-	-	-	-
FUMBLES																
Number	2	3	3	1	4	2	0	1	0	1	1	-	-	-	-	-
Lost	1	1	2	0	3	1	0	0	0	1	0	-	-	-	-	-
SCORING																
Total Touchdowns	5	2	5	2	1	3	3	6	3	1	2	-	-	-	-	-
Rushing Touchdowns	2	1	2	0	1	0	2	2	0	1	0	-	-	-	-	-
Passing Touchdowns	1	1	3	2	0	1	1	4	3	0	2	-	-	-	-	-
Return Touchdowns	0	0	0	0	0	1	0	0	0	0	0	-	-	-	-	-
PAT (Made/Att)	5/5	2-2	5/5	2/2	1/1	3/3	3/3	6/6	3/3	1/1	2/2	-/-	-/-	-/-	-/-	-/-
2 PT (Made/Att)	0/0	0/0	0/0	0/0	0/0	0/0	0/0	0/0	0/0	0/0	0/0	-/-	-/-	-/-	-/-	-/-
FG (Made/Att)	3/3	2/2	2/2	7/7	1/2	2/2	4/4	3/3	4/4	0/0	4/5	-/-	-/-	-/-	-/-	-/-



2017 LOS ANGELES RAMS OPPONENTS' STATISTICS

	IND	WAS	@SF	@DAL	SEA	@JAX	ARI	@NYG	HOU	@MIN	NO	@ARI	PHI	@SEA	@TEN	SF
SCORING SUMMARY																
1st Qtr.	3	3	7	3	0	14	0	7	0	0	7	-	-	-	-	-
2nd Qtr.	0	17	6	21	10	0	0	3	7	7	3	-	-	-	-	-
3rd Qtr.	0	0	7	0	3	3	0	0	0	0	0	-	-	-	-	-
4th Qtr.	6	7	19	6	3	0	0	7	0	17	10	-	-	-	-	-
OT	0	0	0	0	0	0	0	0	0	0	0	-	-	-	-	-
FIRST DOWNS																
Total	10	21	25	22	15	19	10	17	17	27	14	-	-	-	-	-
Rushing	3	8	7	9	3	5	1	4	3	9	2	-	-	-	-	-
Passing	6	12	15	12	11	12	8	12	9	15	10	-	-	-	-	-
Penalty	1	1	3	1	1	2	1	1	5	3	2	-	-	-	-	-
TOTAL OFFENSE																
Yards	225	385	421	440	241	389	209	319	283	451	346	-	-	-	-	-
Rushing	75	229	113	189	62	169	25	111	89	171	123	-	-	-	-	-
Passing	150	156	308	252	179	220	184	208	194	280	223	-	-	-	-	-
Sacks (Yds.)	4(29)	2(23)	4(24)	1(4)	3(19)	5(21)	3(16)	2(12)	3(27)	0(0)	3(23)	-	-	-	-	-
PASSING																
Attempts	21	27	37	36	38	35	32	38	36	38	32	-	-	-	-	-
Completions	11	18	23	20	24	23	15	20	18	27	22	-	-	-	-	-
Interceptions	2	0	1	1	2	1	2	1	2	0	0	-	-	-	-	-
INTERCEPTIONS BY OPPONENTS																
Number	0	1	0	0	2	0	1	0	0	0	1	-	-	-	-	-
Yards	0	10	0	0	24	0	39	0	0	0	0	-	-	-	-	-
Long	0	10	0	0	19	0	39	0	0	0	0	-	-	-	-	-
Touchdowns	0	0	0	0	0	0	0	0	0	0	0	-	-	-	-	-
PUNT																
Number	6	4	2	3	6	8	6	5	6	3	7	-	-	-	-	-
Yards	302	204	83	141	237	274	263	213	281	137	371	-	-	-	-	-
Average	50.3	51.0	41.5	47.0	39.5	34.3	43.8	42.6	46.8	45.7	53.0	-	-	-	-	-
PUNT RETURNS																
Number	3	2	2	1	1	1	1	0	1	1	0	-	-	-	-	-
Yards	0	13	9	0	10	0	9	0	17	9	0	-	-	-	-	-
Fair Catches	0	0	0	0	1	3	0	1	0	2	2	-	-	-	-	-
Long	0	13	9	0	10	0	9	0	17	9	0	-	-	-	-	-
Touchdowns	0	0	0	0	0	0	0	0	0	0	0	-	-	-	-	-
KICKOFF RETURNS																
Number	0	1	3	3	1	6	2	2	0	0	0	-	-	-	-	-
Yards	0	16	56	78	13	0	46	51	0	0	0	-	-	-	-	-
Long	0	16	20	26	13	0	25	30	0	0	0	-	-	-	-	-
Touchdowns	0	0	0	0	0	0	0	0	0	0	0	-	-	-	-	-
PENALTIES																
Number	4	4	10	4	7	5	10	4	8	7	7	-	-	-	-	-
Yards	20	25	55	45	40	40	65	52	60	65	112	-	-	-	-	-
FUMBLES																
Number	3	3	1	1	0	2	1	2	2	0	1	-	-	-	-	-
Lost	1	0	1	1	0	0	0	2	2	0	0	-	-	-	-	-
SCORING																
Total Touchdowns	1	3	5	4	1	2	0	2	1	3	2	-	-	-	-	-
Rushing Touchdowns	1	2	3	1	0	1	0	0	0	2	1	-	-	-	-	-
Passing Touchdowns	0	1	2	3	1	1	0	2	1	1	1	-	-	-	-	-
Return Touchdowns	0	0	0	0	0	0	0	0	0	0	0	-	-	-	-	-
PAT (Made/Att)	0/1	3/3	3/5	3/4	1/1	2/2	0/0	2/2	1/1	3/3	2/2	-/-	-/-	-/-	-/-	-/-
2 PT (Made/Att)	0/0	0/0	0/1	0/1	0/0	0/0	0/0	0/0	0/0	0/0	0/0	-/-	-/-	-/-	-/-	-/-
FG (Made/Att)	1-2	2/3	2/2	1/1	3/3	1/3	0/1	1/2	0/1	1/3	2/2	-/-	-/-	-/-	-/-	-/-



RAMS-COLTS BALL POSSESSION AND DRIVE CHART

Indianapolis Colts

#	Time Recd	Time Lost	Time Poss	How Ball Obtained	Drive Began	# Play	Yds Gain	Yds Pen	Net Yds	1st Down	Last Scrm	How Given Up
1	12:43	11:10	1:33	Kickoff	IND 25	3	0	0	0	0	IND 25	Interception
2	11:10	6:21	4:49	Kickoff	IND 25	9	73	0	73	4	* LA 2	Field Goal
3	2:03	0:36	1:27	Punt	IND 7	3	27	0	27	1	IND 25	Fumble
4	14:02	11:49	2:13	Punt	IND 7	4	21	0	21	1	IND 28	Punt
5	9:37	7:29	2:08	Kickoff	IND 25	3	-11	0	-11	0	IND 14	Punt
6	5:20	3:08	2:12	Kickoff	IND 25	5	35	0	35	1	LA 40	Downs
7	0:17	0:00	0:17	Kickoff	IND 25	1	-1	0	-1	0	IND 25	End of Half
8	15:00	13:28	1:32	Kickoff	IND 25	3	9	0	9	0	IND 34	Punt
9	13:28	12:03	1:25	Muffed Punt	LA 24	4	4	0	4	0	LA 20	Missed FG
10	7:23	7:15	0:08	Kickoff	IND 25	1	0	0	0	0	IND 25	Interception
11	7:15	5:30	1:45	Kickoff	IND 25	3	-14	0	-14	0	IND 11	Punt
12	4:17	2:37	1:40	Punt	IND 6	3	1	0	1	0	IND 7	Punt
13	14:13	11:32	2:41	Punt	IND 16	5	84	0	84	3	* LA 3	Touchdown
14	9:29	9:18	0:11	Punt	IND 10	1	-10	0	-10	0	IND 10	Safety
15	4:28	2:54	1:34	Kickoff	IND 25	3	7	0	7	0	IND 32	Punt

(347) Average IND 23

Los Angeles Rams

#	Time Recd	Time Lost	Time Poss	How Ball Obtained	Drive Began	# Play	Yds Gain	Yds Pen	Net Yds	1st Down	Last Scrm	How Given Up
1	15:00	12:43	2:17	Kickoff	LA 25	7	43	0	43	2	IND 32	Field Goal
2	6:21	2:03	4:18	Kickoff	LA 25	7	33	-15	18	1	LA 43	Punt
3	0:36	14:02	1:34	Fumble	IND 34	3	-1	-10	-11	0	IND 45	Punt
4	11:49	9:37	2:12	Punt	LA 31	5	69	0	69	3	* IND 5	Touchdown
5	7:29	5:20	2:09	Punt	LA 42	6	58	0	58	3	* IND 18	Touchdown
6	3:08	0:17	2:51	Downs	LA 40	6	43	0	43	2	* IND 17	Field Goal
7	12:03	7:23	4:40	Missed FG	LA 28	8	41	5	46	3	IND 26	Field Goal
8	5:30	4:17	1:13	Punt	LA 40	3	7	0	7	0	LA 47	Punt
9	2:37	14:13	3:24	Punt	LA 32	6	6	0	6	1	LA 38	Punt
10	11:32	9:29	2:03	Kickoff	LA 42	3	15	-10	5	0	LA 47	Punt
11	9:18	4:28	4:50	Kickoff	LA 43	8	53	4	57	3	* IND 3	Touchdown
12	2:54	0:00	2:54	Punt	LA 15	5	6	0	6	1	LA 23	End of Game

(429) Average LA 36

* inside opponent's 20

Time of Possession by Quarter

Visitor	1st	2nd	3rd	4th	OT	Total
Indianapolis Colts	7:49	6:50	6:30	4:26		25:35
Home Los Angeles Rams	7:11	8:10	8:30	10:34		34:25

Kickoff Drive No.-Start Average

Colts: 9 - IND 25 Rams: 4 - LA 34



RAMS-REDSKINS BALL POSSESSION AND DRIVE CHART

Washington Redskins

#	Time Recd	Time Lost	Time Poss	How Ball Obtained	Drive Began	# Play	Yds Gain	Yds Pen	Net Yds	1st Down	Last Scrm	How Given Up
1	12:07	4:43	7:24	Punt	WAS 21	14	57	0	57	4	LA 22	Field Goal
2	3:12	14:54	3:18	Punt	WAS 35	6	60	5	65	4	* LA 7	Touchdown
3	14:39	12:06	2:33	Fumble	LA 30	7	26	0	26	1	* LA 4	Field Goal
4	9:59	7:15	2:44	Kickoff	WAS 25	5	1	0	1	1	WAS 26	Punt
5	3:03	1:44	1:19	Kickoff	WAS 25	4	75	0	75	2	WAS 39	Touchdown
6	1:14	0:07	1:07	Punt	WAS 45	3	6	0	6	0	LA 49	Punt
7	15:00	12:09	2:51	Kickoff	WAS 25	5	22	-10	12	1	WAS 37	Punt
8	8:43	3:34	5:09	Kickoff	WAS 16	9	26	25	51	3	LA 33	Missed FG
9	2:28	14:38	2:50	Punt	WAS 6	5	18	0	18	1	WAS 24	Punt
10	7:16	1:49	5:27	Kickoff	WAS 30	10	80	-10	70	4	* LA 11	Touchdown
11	1:37	0:00	1:37	Interception	LA 19	3	5	0	5	0	* LA 14	End of Game

(379) Average WAS 34

Los Angeles Rams

#	Time Recd	Time Lost	Time Poss	How Ball Obtained	Drive Began	# Play	Yds Gain	Yds Pen	Net Yds	1st Down	Last Scrm	How Given Up
1	15:00	12:07	2:53	Kickoff	LA 25	6	21	0	21	1	LA 46	Punt
2	4:43	3:12	1:31	Kickoff	LA 2	3	8	0	8	0	LA 10	Punt
3	14:54	14:39	0:15	Kickoff	LA 28	1	2	0	2	0	LA 28	Fumble
4	12:06	9:59	2:07	Kickoff	LA 25	4	75	0	75	2	* WAS 1	Touchdown
5	7:15	3:03	4:12	Punt	LA 32	9	49	5	54	3	* WAS 14	Field Goal
6	1:44	1:14	0:30	Kickoff	LA 25	3	-6	0	-6	0	LA 19	Punt
7	0:07	0:00	0:07	Punt	LA 8	1	-1	0	-1	0	LA 8	End of Half
8	12:09	8:43	3:26	Punt	LA 7	6	93	0	93	4	* WAS 18	Touchdown
9	3:34	2:28	1:06	Missed FG	LA 41	3	8	0	8	0	LA 49	Punt
10	14:38	7:16	7:22	Punt	LA 25	14	83	-30	53	4	* WAS 22	Field Goal
11	1:49	1:37	0:12	Kickoff	LA 28	1	0	0	0	0	LA 28	Interception

(246) Average LA 22

* inside opponent's 20

Time of Possession by Quarter

		1st	2nd	3rd	4th	OT	Total
Visitor	Washington Redskins	10:36	7:49	10:28	7:26		36:19
Home	Los Angeles Rams	4:24	7:11	4:32	7:34		23:41

Kickoff Drive No.-Start Average

Redskins: 5 - WAS 24

Rams: 6 - LA 22



RAMS-49ERS BALL POSSESSION AND DRIVE CHART

Los Angeles Rams

#	Time Recd	Time Lost	Time Poss	How Ball Obtained	Drive Began	# Play	Yds Gain	Yds Pen	Net Yds	1st Down	Last Scrm	How Given Up
1	14:52	14:48	0:04	Interception	SF 3	1	3	0	3	1	* SF 3	Touchdown
2	8:17	4:32	3:45	Kickoff	LA 25	8	70	5	75	4	* SF 7	Touchdown
3	3:05	14:55	3:10	Fumble	LA 32	7	38	0	38	2	SF 30	Field Goal
4	9:37	8:30	1:07	Kickoff	LA 24	3	-2	0	-2	0	LA 22	Punt
5	3:46	0:49	2:57	Kickoff	LA 25	9	73	2	75	6	* SF 2	Touchdown
6	15:00	9:17	5:43	Kickoff	LA 25	10	71	3	74	3	* SF 1	Field Goal
7	5:40	0:17	5:23	Kickoff	LA 25	10	65	10	75	6	* SF 1	Touchdown
8	12:50	8:43	4:07	Kickoff	LA 25	7	80	-5	75	3	* SF 13	Touchdown
9	8:11	6:35	1:36	Punt	LA 14	3	1	0	1	0	LA 15	Punt
10	5:08	5:01	0:07	Kickoff		0	0	0	0	0		Fumble
11	1:44	0:00	1:44	Downs	SF 31	4	19	0	19	1	* SF 11	End of Game

(361) Average LA 36

San Francisco 49ers

#	Time Recd	Time Lost	Time Poss	How Ball Obtained	Drive Began	# Play	Yds Gain	Yds Pen	Net Yds	1st Down	Last Scrm	How Given Up
1	15:00	14:52	0:08	Kickoff	SF 25	1	0	0	0	0	SF 25	Interception
2	14:48	8:17	6:31	Kickoff	SF 19	14	76	5	81	5	* LA 9	Touchdown
3	4:32	3:05	1:27	Kickoff	SF 19	5	42	0	42	2	LA 39	Fumble
4	14:55	11:35	3:20	Kickoff	SF 25	6	27	5	32	1	LA 43	Punt
5	11:35	9:37	1:58	Muffed Punt	LA 12	4	9	-15	-6	0	* LA 18	Field Goal
6	8:30	3:46	4:44	Punt	SF 23	8	47	0	47	2	LA 30	Field Goal
7	0:49	0:00	0:49	Kickoff	SF 40	3	0	0	0	0	SF 47	End of Half
8	9:17	5:40	3:37	Kickoff	SF 25	10	60	15	75	5	* LA 1	Touchdown
9	0:17	12:50	2:27	Kickoff	SF 25	6	75	0	75	4	* LA 1	Touchdown
10	8:43	8:11	0:32	Kickoff	SF 23	3	0	12	12	1	SF 35	Punt
11	6:35	5:08	1:27	Punt	SF 36	4	64	0	64	2	* LA 3	Touchdown
12	5:01	2:13	2:48	Fumble	LA 29	8	29	0	29	3	* LA 1	Touchdown
13	2:13	1:44	0:29	Onside Kick	50	4	-8	-10	-18	0	SF 40	Downs

(469) Average SF 36

* inside opponent's 20

Time of Possession by Quarter		1st	2nd	3rd	4th	OT	Total
Visitor	Los Angeles Rams	6:54	4:09	11:06	7:34		29:43
Home	San Francisco 49ers	8:06	10:51	3:54	7:26		30:17
Kickoff Drive No.-Start Average		Rams: 6 - LA 25			49ers: 8 - SF 25		



RAMS-COWBOYS BALL POSSESSION AND DRIVE CHART

Los Angeles Rams

#	Time Recd	Time Lost	Time Poss	How Ball Obtained	Drive Began	# Play	Yds Gain	Yds Pen	Net Yds	1st Down	Last Scrm	How Given Up
1	11:30	7:07	4:23	Kickoff	LA 16	9	53	0	53	3	DAL 31	Field Goal
2	14:05	12:39	1:26	Kickoff	DAL 35	5	4	5	9	1	DAL 26	Field Goal
3	10:53	8:29	2:24	Kickoff	LA 25	5	12	0	12	1	LA 37	Punt
4	8:29	6:33	1:56	Muffed Punt	DAL 18	5	18	0	18	2	* DAL 7	Touchdown
5	1:51	0:00	1:51	Kickoff	LA 25	8	44	5	49	3	DAL 26	Field Goal
6	15:00	13:10	1:50	Kickoff	LA 21	3	3	0	3	0	LA 24	Punt
7	10:41	7:26	3:15	Punt	LA 34	8	54	0	54	3	* DAL 12	Field Goal
8	4:58	2:59	1:59	Punt	LA 10	4	90	0	90	3	LA 47	Touchdown
9	1:22	11:56	4:26	Punt	LA 12	11	58	20	78	4	* DAL 10	Field Goal
10	11:00	9:41	1:19	Interception	DAL 29	4	4	0	4	0	DAL 25	Field Goal
11	7:11	1:55	5:16	Kickoff	LA 17	12	73	-5	68	4	* DAL 15	Field Goal
12	0:27	0:00	0:27	Downs	LA 39	1	-1	0	-1	0	LA 39	End of Game

(417) Average LA 35

Dallas Cowboys

#	Time Recd	Time Lost	Time Poss	How Ball Obtained	Drive Began	# Play	Yds Gain	Yds Pen	Net Yds	1st Down	Last Scrm	How Given Up
1	15:00	11:30	3:30	Kickoff	DAL 20	7	59	5	64	2	* LA 16	Field Goal
2	7:07	14:05	8:02	Kickoff	DAL 19	15	81	0	81	6	* LA 10	Touchdown
3	12:39	10:53	1:46	Kickoff	DAL 25	4	72	3	75	3	* LA 1	Touchdown
4	6:33	1:51	4:42	Kickoff	DAL 25	9	75	0	75	3	* LA 10	Touchdown
5	13:10	10:41	2:29	Punt	DAL 14	5	15	0	15	1	DAL 29	Punt
6	7:26	4:58	2:28	Kickoff	DAL 25	5	22	0	22	1	DAL 47	Punt
7	2:59	1:22	1:37	Kickoff	DAL 25	3	4	0	4	0	DAL 29	Punt
8	11:56	11:00	0:56	Kickoff	DAL 21	3	1	0	1	0	DAL 22	Interception
9	9:41	7:11	2:30	Kickoff	DAL 25	5	75	0	75	4	LA 28	Touchdown
10	1:55	0:27	1:28	Kickoff	DAL 25	10	36	0	36	2	LA 48	Downs

(224) Average DAL 22

* inside opponent's 20

Time of Possession by Quarter		1st	2nd	3rd	4th	OT	Total
Visitor	Los Angeles Rams	4:23	7:37	8:26	10:06		30:32
Home	Dallas Cowboys	10:37	7:23	6:34	4:54		29:28
Kickoff Drive No.-Start Average		Rams: 6 - LA 28		Cowboys: 9 - DAL 23			



RAMS-SEAHAWKS BALL POSSESSION AND DRIVE CHART

Seattle Seahawks

#	Time Recd	Time Lost	Time Poss	How Ball Obtained	Drive Began	# Play	Yds Gain	Yds Pen	Net Yds	1st Down	Last Scrm	How Given Up
1	15:00	12:04	2:56	Kickoff	SEA 25	6	4	0	4	1	SEA 29	Punt
2	9:20	5:04	4:16	Fumble	SEA 20	8	24	5	29	2	SEA 49	Punt
3	3:21	3:10	0:11	Punt	SEA 32	1	0	0	0	0	SEA 32	Interception
4	14:13	12:26	1:47	Kickoff	SEA 26	3	3	0	3	0	SEA 29	Punt
5	12:26	10:25	2:01	Muffed Punt	LA 30	4	15	0	15	1	* LA 15	Interception
6	9:29	1:55	7:34	Kickoff	SEA 25	15	75	0	75	6	* LA 4	Touchdown
7	1:28	0:00	1:28	Punt	SEA 25	9	51	-5	46	3	LA 29	Field Goal
8	9:54	5:41	4:13	Missed FG	SEA 26	9	43	0	43	2	LA 31	Field Goal
9	0:48	13:28	2:20	Interception	SEA 29	3	8	-10	-2	0	SEA 27	Punt
10	11:51	10:48	1:03	Punt	SEA 26	3	3	0	3	0	SEA 29	Punt
11	6:02	4:17	1:45	Interception	LA 46	3	8	0	8	0	LA 38	Punt
12	2:46	1:09	1:37	Fumble	LA 20	4	8	-5	3	0	* LA 17	Field Goal
13	0:05	0:00	0:05	Downs	SEA 20	1	-1	0	-1	0	SEA 20	End of Game

(458) Average SEA 35

Los Angeles Rams

#	Time Recd	Time Lost	Time Poss	How Ball Obtained	Drive Began	# Play	Yds Gain	Yds Pen	Net Yds	1st Down	Last Scrm	How Given Up
1	12:04	9:20	2:44	Punt	LA 38	7	61	0	61	3	* SEA 12	Fumble
2	5:04	3:21	1:43	Punt	LA 7	3	9	0	9	0	LA 16	Punt
3	3:10	14:13	3:57	Interception	LA 21	10	79	0	79	4	SEA 27	Touchdown
4	10:25	9:29	0:56	Interception	SEA 19	4	2	0	2	0	* SEA 17	Field Goal
5	1:55	1:28	0:27	Kickoff	LA 40	3	1	0	1	0	LA 41	Punt
6	15:00	9:54	5:06	Kickoff	LA 32	13	45	5	50	3	* SEA 18	Missed FG
7	5:41	0:48	4:53	Kickoff	LA 18	11	52	5	57	4	* SEA 25	Interception
8	13:28	11:51	1:37	Punt	LA 29	3	5	0	5	0	LA 34	Punt
9	10:48	6:02	4:46	Punt	LA 23	9	38	-10	28	3	SEA 49	Interception
10	4:17	2:46	1:31	Punt	LA 7	3	28	5	33	2	LA 43	Fumble
11	1:09	0:05	1:04	Kickoff	LA 25	7	55	0	55	2	SEA 20	Downs

(321) Average LA 29

* inside opponent's 20

Time of Possession by Quarter

Visitor	1st	2nd	3rd	4th	OT	Total
Seattle Seahawks	7:23	12:50	5:01	6:02		31:16
Home Los Angeles Rams	7:37	2:10	9:59	8:58		28:44

Kickoff Drive No.-Start Average

Seahawks: 3 - SEA 25

Rams: 4 - LA 29



RAMS-JAGUARS BALL POSSESSION AND DRIVE CHART

Los Angeles Rams

#	Time Recd	Time Lost	Time Poss	How Ball Obtained	Drive Began	# Play	Yds Gain	Yds Pen	Net Yds	1st Down	Last Scrm	How Given Up
1	15:00	14:46	0:14	Kickoff		0	0	0	0	0		Touchdown
2	14:35	12:45	1:50	Kickoff	LA 24	3	9	0	9	0	LA 33	Punt
3	10:23	8:54	1:29	Punt	JAX 45	4	8	0	8	0	JAX 37	Field Goal
4	6:51	5:14	1:37	Kickoff	LA 25	3	-9	0	-9	0	LA 16	Punt
5	3:38	0:22	3:16	Punt	LA 34	7	61	5	66	4	* JAX 4	Touchdown
6	12:39	11:14	1:25	Punt	LA 23	3	4	0	4	0	LA 27	Punt
7	9:26	6:50	2:36	Punt	LA 12	5	22	0	22	1	LA 34	Punt
8	5:46	3:56	1:50	Punt	LA 26	5	28	-5	23	1	LA 49	Punt
9	11:45	10:16	1:29	Punt	LA 11	3	43	-5	38	1	LA 29	Fumble
10	5:16	1:13	4:03	Kickoff	LA 25	8	28	0	28	2	JAX 47	Punt
11	11:55	9:58	1:57	Interception	JAX 45	3	0	-10	-10	0	LA 45	Punt
12	7:40	2:32	5:08	Punt	LA 32	12	57	0	57	3	* JAX 11	Field Goal
13	1:07	0:00	1:07	Missed FG	LA 44	2	-2	0	-2	0	LA 43	End of Game

(366) Average LA 30

Jacksonville Jaguars

#	Time Recd	Time Lost	Time Poss	How Ball Obtained	Drive Began	# Play	Yds Gain	Yds Pen	Net Yds	1st Down	Last Scrm	How Given Up
1	14:46	14:35	0:11	Kickoff	JAX 25	1	75	0	75	1	JAX 25	Touchdown
2	12:45	10:23	2:22	Punt	JAX 20	4	9	0	9	1	JAX 29	Punt
3	8:54	6:51	2:03	Kickoff	JAX 25	4	75	0	75	4	LA 22	Touchdown
4	5:14	3:38	1:36	Punt	JAX 31	3	0	0	0	0	JAX 31	Punt
5	0:22	12:39	2:43	Kickoff	JAX 25	5	24	0	24	1	JAX 49	Punt
6	11:14	9:26	1:48	Punt	JAX 16	4	4	15	19	1	JAX 35	Punt
7	6:50	5:46	1:04	Punt	JAX 22	3	5	0	5	0	JAX 27	Punt
8	3:56	2:25	1:31	Punt	JAX 18	3	1	0	1	0	JAX 19	Blocked Punt
9	2:25	0:00	2:25	Kickoff	JAX 40	7	40	-16	24	2	LA 36	Missed FG
10	15:00	11:45	3:15	Kickoff	JAX 25	6	28	0	28	1	LA 47	Punt
11	10:16	5:16	5:00	Fumble	JAX 48	9	29	0	29	2	* LA 23	Field Goal
12	1:13	11:55	4:18	Punt	JAX 15	10	39	15	54	3	LA 31	Interception
13	9:58	7:40	2:18	Punt	JAX 19	3	16	-9	7	0	JAX 26	Punt
14	2:32	1:07	1:25	Kickoff	JAX 25	7	44	-5	39	3	LA 36	Missed FG

(354) Average JAX 25

* inside opponent's 20

Time of Possession by Quarter

Visitor	Home	1st	2nd	3rd	4th	OT	Total
Los Angeles Rams	Jacksonville Jaguars	8:26	5:51	5:32	8:12		28:01
Jacksonville Jaguars	Los Angeles Rams	6:34	9:09	9:28	6:48		31:59

Kickoff Drive No.-Start Average

Rams: 3 - LA 25 Jaguars: 6 - JAX 28



RAMS-CARDINALS BALL POSSESSION AND DRIVE CHART

Arizona Cardinals

#	Time Recd	Time Lost	Time Poss	How Ball Obtained	Drive Began	# Play	Yds Gain	Yds Pen	Net Yds	1st Down	Last Scrm	How Given Up
1	15:00	10:04	4:56	Kickoff	ARZ 21	9	65	0	65	3	* LA 14	Missed FG
2	4:14	2:01	2:13	Kickoff	ARZ 25	4	20	0	20	1	ARZ 45	Punt
3	0:39	14:51	0:48	Punt	ARZ 18	3	12	-5	7	0	ARZ 25	Punt
4	11:13	8:03	3:10	Kickoff	ARZ 25	9	24	5	29	3	LA 46	Punt
5	5:48	5:35	0:13	Punt	ARZ 18	1	0	0	0	0	ARZ 18	Interception
6	5:25	2:04	3:21	Kickoff	ARZ 25	7	17	0	17	1	ARZ 42	Punt
7	0:41	0:33	0:08	Kickoff	ARZ 25	1	0	0	0	0	ARZ 25	Interception
8	10:53	8:54	1:59	Kickoff	ARZ 25	3	8	0	8	0	ARZ 33	Punt
9	2:01	14:05	2:56	Interception	LA 47	6	24	-15	9	1	LA 38	Punt
10	3:46	2:31	1:15	Kickoff	ARZ 25	5	26	0	26	1	LA 49	Downs

(260) Average ARZ 26

Los Angeles Rams

#	Time Recd	Time Lost	Time Poss	How Ball Obtained	Drive Began	# Play	Yds Gain	Yds Pen	Net Yds	1st Down	Last Scrm	How Given Up
1	10:04	4:14	5:50	Missed FG	LA 22	14	73	0	73	5	* ARZ 5	Field Goal
2	2:01	0:39	1:22	Punt	LA 24	3	4	0	4	0	LA 28	Punt
3	14:51	11:13	3:38	Punt	LA 35	8	41	10	51	3	* ARZ 14	Field Goal
4	8:03	5:48	2:15	Punt	LA 20	3	11	-5	6	0	LA 26	Punt
5	5:35	5:25	0:10	Interception	ARZ 18	1	18	0	18	1	* ARZ 18	Touchdown
6	2:04	0:41	1:23	Punt	LA 12	8	83	5	88	4	* ARZ 9	Touchdown
7	0:33	0:00	0:33	Interception	ARZ 28	4	-7	0	-7	0	ARZ 35	Field Goal
8	15:00	10:53	4:07	Kickoff	LA 21	10	53	10	63	4	* ARZ 16	Field Goal
9	8:54	2:01	6:53	Punt	LA 15	11	49	15	64	4	ARZ 21	Interception
10	14:05	3:46	10:19	Punt	LA 20	16	90	-10	80	6	* ARZ 18	Touchdown
11	2:31	0:00	2:31	Downs	LA 49	4	10	0	10	1	ARZ 40	End of Game

(372) Average LA 34

* inside opponent's 20

Time of Possession by Quarter

	1st	2nd	3rd	4th	OT	Total
Visitor Arizona Cardinals	7:48	7:01	4:00	2:10		20:59
Home Los Angeles Rams	7:12	7:59	11:00	12:50		39:01

Kickoff Drive No.-Start Average

Cardinals: 7 - ARZ 24

Rams: 1 - LA 21



RAMS-GIANTS BALL POSSESSION AND DRIVE CHART

Los Angeles Rams

#	Time Recd	Time Lost	Time Poss	How Ball Obtained	Drive Began	# Play	Yds Gain	Yds Pen	Net Yds	1st Down	Last Scrm	How Given Up
1	12:45	10:55	1:50	Fumble	LA 48	4	52	0	52	2	* NYG 8	Touchdown
2	3:16	14:52	3:24	Kickoff	LA 25	9	61	5	66	2	* NYG 9	Field Goal
3	13:01	9:26	3:35	Fumble	50	6	75	-25	50	2	LA 48	Touchdown
4	7:53	7:18	0:35	Punt	LA 29	2	71	0	71	1	LA 33	Touchdown
5	4:01	2:52	1:09	Kickoff	LA 25	5	1	22	23	1	LA 48	Punt
6	2:34	1:13	1:21	Interception	NYG 30	4	2	0	2	0	NYG 28	Field Goal
7	15:00	11:34	3:26	Kickoff	LA 25	7	75	0	75	4	* NYG 1	Touchdown
8	7:57	6:27	1:30	Punt	NYG 45	4	45	0	45	2	* NYG 4	Touchdown
9	4:54	3:28	1:26	Blocked Punt,	NYG 18	3	18	0	18	2	* NYG 4	Touchdown
10	1:23	12:33	3:50	Punt	LA 20	6	20	-5	15	1	LA 35	Punt
11	9:33	2:53	6:40	Kickoff	LA 25	10	46	0	46	3	NYG 29	Field Goal
12	2:06	0:22	1:44	Punt	LA 36	4	7	0	7	0	LA 44	Downs

(490) Average LA 41

New York Giants

#	Time Recd	Time Lost	Time Poss	How Ball Obtained	Drive Began	# Play	Yds Gain	Yds Pen	Net Yds	1st Down	Last Scrm	How Given Up
1	15:00	12:45	2:15	Kickoff	NYG 25	5	32	-5	27	1	LA 45	Fumble
2	10:55	3:16	7:39	Kickoff	NYG 33	14	67	0	67	5	* LA 5	Touchdown
3	14:52	13:01	1:51	Kickoff	NYG 25	4	25	0	25	2	LA 48	Fumble
4	9:26	7:53	1:33	Kickoff	NYG 25	3	5	0	5	0	NYG 30	Punt
5	7:18	4:01	3:17	Kickoff	NYG 25	8	44	0	44	2	LA 31	Field Goal
6	2:52	2:34	0:18	Punt	NYG 14	3	0	0	0	0	NYG 14	Interception
7	1:13	0:00	1:13	Kickoff	NYG 25	9	43	5	48	3	LA 27	Missed FG
8	11:34	7:57	3:37	Kickoff	NYG 19	6	10	-10	0	1	NYG 19	Punt
9	6:27	4:54	1:33	Kickoff	NYG 25	3	9	0	9	0	NYG 34	Blocked Punt, Downs
10	3:28	1:23	2:05	Kickoff	NYG 25	3	9	0	9	0	NYG 34	Punt
11	12:33	9:33	3:00	Punt	NYG 28	6	72	0	72	3	* LA 10	Touchdown
12	2:53	2:06	0:47	Kickoff	NYG 25	3	4	0	4	0	NYG 29	Punt
13	0:22	0:00	0:22	Downs	LA 43	1	-1	0	-1	0	LA 43	End of Game

(351) Average NYG 27

* inside opponent's 20

Time of Possession by Quarter

	1st	2nd	3rd	4th	OT	Total
Visitor Los Angeles Rams	5:06	6:48	7:45	10:51		30:30
Home New York Giants	9:54	8:12	7:15	4:09		29:30

Kickoff Drive No.-Start Average

Rams: 4 - LA 25 Giants: 10 - NYG 25



RAMS-TEXANS BALL POSSESSION AND DRIVE CHART

Houston Texans

#	Time Recd	Time Lost	Time Poss	How Ball Obtained	Drive Began	# Play	Yds Gain	Yds Pen	Net Yds	1st Down	Last Scrm	How Given Up
1	15:00	12:32	2:28	Kickoff	HST 25	5	0	0	0	1	HST 39	Fumble
2	11:10	9:12	1:58	Kickoff	HST 25	5	30	-5	25	1	50	Punt
3	8:07	4:53	3:14	Punt	HST 43	6	19	0	19	1	LA 38	Punt
4	2:24	13:21	4:03	Punt	HST 37	8	42	5	47	3	* LA 16	Missed FG
5	10:17	6:31	3:46	Kickoff	HST 25	8	75	0	75	3	LA 26	Touchdown
6	3:30	1:35	1:55	Downs	LA 38	6	23	-5	18	2	* LA 20	Interception
7	0:14	0:00	0:14	Kickoff	HST 25	1	-1	0	-1	0	HST 25	End of Half
8	13:13	9:56	3:17	Punt	HST 20	6	34	-15	19	2	HST 39	Punt
9	9:23	8:14	1:09	Kickoff	HST 25	3	5	0	5	0	HST 30	Punt
10	3:53	2:51	1:02	Punt	HST 20	3	0	0	0	0	HST 20	Punt
11	1:33	1:24	0:09	Kickoff	HST 25	1	-10	0	-10	0	HST 25	Fumble
12	1:14	13:59	2:15	Kickoff	HST 25	5	9	15	24	1	HST 49	Punt
13	7:33	4:34	2:59	Kickoff	HST 25	8	57	7	64	3	* LA 11	Interception

(382) Average HST 29

Los Angeles Rams

#	Time Recd	Time Lost	Time Poss	How Ball Obtained	Drive Began	# Play	Yds Gain	Yds Pen	Net Yds	1st Down	Last Scrm	How Given Up
1	12:32	11:10	1:22	Fumble	HST 12	4	3	0	3	0	* HST 9	Field Goal
2	9:12	8:07	1:05	Punt	LA 20	3	-1	0	-1	0	LA 19	Punt
3	4:53	2:24	2:29	Punt	LA 4	4	4	0	4	1	LA 8	Punt
4	13:21	10:17	3:04	Missed FG	LA 24	6	57	5	62	2	* HST 14	Field Goal
5	6:31	3:30	3:01	Kickoff	LA 18	7	25	-5	20	1	LA 32	Downs
6	1:35	0:14	1:21	Interception	LA 25	10	43	0	43	2	HST 32	Field Goal
7	15:00	13:13	1:47	Kickoff	LA 25	4	22	-10	12	1	LA 37	Punt
8	9:56	9:23	0:33	Punt	LA 4	2	96	0	96	1	LA 6	Touchdown
9	8:14	3:53	4:21	Punt	LA 9	9	39	0	39	3	LA 48	Punt
10	2:51	1:33	1:18	Punt	HST 36	3	36	0	36	2	* HST 17	Touchdown
11	1:24	1:14	0:10	Fumble	HST 12	1	12	0	12	1	* HST 12	Touchdown
12	13:59	7:33	6:26	Punt	LA 11	9	79	-5	74	3	* HST 15	Field Goal
13	4:34	0:00	4:34	Interception	LA 25	8	28	0	28	2	HST 46	End of Game

(405) Average LA 31

* inside opponent's 20

Time of Possession by Quarter		1st	2nd	3rd	4th	OT	Total
Visitor	Houston Texans	10:04	7:34	6:51	4:00		28:29
Home	Los Angeles Rams	4:56	7:26	8:09	11:00		31:31
Kickoff Drive No.-Start Average		Texans: 8 - HST 25			Rams: 2 - LA 22		



RAMS-VIKINGS BALL POSSESSION AND DRIVE CHART

Los Angeles Rams

#	Time Recd	Time Lost	Time Poss	How Ball Obtained	Drive Began	# Play	Yds Gain	Yds Pen	Net Yds	1st Down	Last Scrm	How Given Up
1	15:00	10:42	4:18	Kickoff	LA 25	9	70	5	75	5	* MIN 6	Touchdown
2	3:21	1:40	1:41	Punt	LA 10	3	-9	0	-9	0	LA 1	Punt
3	13:31	10:40	2:51	Kickoff	LA 25	5	37	-10	27	1	MIN 48	Punt
4	7:49	4:03	3:46	Missed FG	LA 38	9	46	15	61	3	* MIN 11	Fumble
5	0:08	0:00	0:08	Punt	LA 18	1	-1	0	-1	0	LA 18	End of Half
6	13:45	10:39	3:06	Punt	LA 26	5	25	-5	20	1	LA 46	Punt
7	6:17	5:16	1:01	Missed FG	LA 29	3	2	0	2	0	LA 31	Punt
8	14:15	12:37	1:38	Kickoff	LA 29	5	22	0	22	1	MIN 49	Punt
9	10:14	8:18	1:56	Kickoff	LA 21	3	8	0	8	0	LA 29	Punt
10	2:23	0:10	2:13	Kickoff	LA 25	13	54	0	54	4	* MIN 14	Downs

(246) Average LA 25

Minnesota Vikings

#	Time Recd	Time Lost	Time Poss	How Ball Obtained	Drive Began	# Play	Yds Gain	Yds Pen	Net Yds	1st Down	Last Scrm	How Given Up
1	10:42	3:21	7:21	Kickoff	MIN 25	12	39	-15	24	4	MIN 49	Punt
2	1:40	13:31	3:09	Punt	LA 30	7	30	0	30	3	* LA 8	Touchdown
3	10:40	7:49	2:51	Punt	MIN 15	7	55	0	55	3	LA 30	Missed FG
4	4:03	0:08	3:55	Fumble	MIN 1	7	39	-5	34	2	MIN 35	Punt
5	15:00	13:45	1:15	Kickoff	MIN 25	3	2	0	2	0	MIN 27	Punt
6	10:39	6:17	4:22	Punt	MIN 14	11	74	-10	64	2	LA 22	Missed FG
7	5:16	14:15	6:01	Punt	MIN 29	11	66	5	71	6	* LA 2	Touchdown
8	12:37	10:14	2:23	Punt	MIN 7	5	78	15	93	3	MIN 35	Touchdown
9	8:18	2:23	5:55	Punt	MIN 15	12	69	-5	64	4	LA 21	Field Goal
10	0:10	0:00	0:10	Downs	MIN 21	1	-1	0	-1	0	MIN 21	End of Game

(222) Average MIN 22

* inside opponent's 20

Time of Possession by Quarter		1st	2nd	3rd	4th	OT	Total
Visitor	Los Angeles Rams	5:59	6:45	4:07	5:47		22:38
Home	Minnesota Vikings	9:01	8:15	10:53	9:13		37:22
Kickoff Drive No.-Start Average		Rams: 5 - LA 25		Vikings: 2 - MIN 25			



RAMS-SAINTS BALL POSSESSION AND DRIVE CHART

New Orleans Saints

#	Time Recd	Time Lost	Time Poss	How Ball Obtained	Drive Began	# Play	Yds Gain	Yds Pen	Net Yds	1st Down	Last Scrm	How Given Up
1	10:53	8:30	2:23	Kickoff	NO 25	4	18	0	18	1	NO 43	Punt
2	3:02	2:14	0:48	Kickoff	NO 25	2	75	0	75	1	NO 26	Touchdown
3	0:39	14:13	1:26	Punt	NO 19	3	9	0	9	0	NO 28	Punt
4	12:04	8:40	3:24	Punt	NO 11	5	20	0	20	1	NO 31	Punt
5	4:22	0:58	3:24	Kickoff	NO 25	8	44	0	44	2	LA 31	Field Goal
6	15:00	12:34	2:26	Kickoff	NO 25	4	4	4	8	1	NO 33	Punt
7	11:03	6:50	4:13	Punt	NO 9	6	23	-9	14	1	NO 23	Punt
8	3:37	2:31	1:06	Kickoff	NO 25	3	-4	0	-4	0	NO 21	Punt
9	14:11	10:05	4:06	Kickoff	NO 25	10	67	5	72	3	* LA 3	Field Goal
10	8:31	7:55	0:36	Interception	NO 19	3	5	0	5	0	NO 24	Punt
11	2:27	1:45	0:42	Kickoff	NO 25	6	85	-10	75	4	* LA 15	Touchdown

(233) Average NO 21

Los Angeles Rams

#	Time Recd	Time Lost	Time Poss	How Ball Obtained	Drive Began	# Play	Yds Gain	Yds Pen	Net Yds	1st Down	Last Scrm	How Given Up
1	15:00	10:53	4:07	Kickoff	LA 41	7	59	0	59	4	* NO 5	Touchdown
2	8:30	3:02	5:28	Punt	LA 17	11	31	20	51	3	NO 32	Field Goal
3	2:14	0:39	1:35	Kickoff	LA 31	3	2	0	2	0	LA 33	Punt
4	14:13	12:04	2:09	Punt	LA 12	5	35	-8	27	1	LA 39	Punt
5	8:40	4:22	4:18	Punt	LA 14	8	86	0	86	4	* NO 7	Touchdown
6	0:58	0:00	0:58	Kickoff	LA 18	7	37	0	37	1	NO 45	Missed FG
7	12:34	11:03	1:31	Punt	LA 49	3	2	0	2	0	NO 49	Punt
8	6:50	3:37	3:13	Punt	LA 13	7	24	35	59	2	NO 28	Field Goal
9	2:31	14:11	3:20	Punt	LA 20	6	65	-15	50	2	* NO 30	Field Goal
10	10:05	8:31	1:34	Kickoff	LA 20	5	25	0	25	2	LA 45	Interception
11	7:55	2:27	5:28	Punt	LA 25	13	52	15	67	5	* NO 8	Field Goal
12	1:45	0:00	1:45	Kickoff	NO 46	3	-3	0	-3	0	NO 48	End of Game

(314) Average LA 26

* inside opponent's 20

Time of Possession by Quarter

	1st	2nd	3rd	4th	OT	Total
Visitor New Orleans Saints	3:50	7:35	7:45	5:24		24:34
Home Los Angeles Rams	11:10	7:25	7:15	9:36		35:26

Kickoff Drive No.-Start Average

Saints: 7 - NO 25 Rams: 4 - LA 28



2017 RAMS KICKOFF ANALYSIS

Opponent	No.	No. in EZ	TB	Opp. Ret.	Ret. Yds.	Ret. Avg.	Squib	Out of Bounds	Onside Rec/Att
Indianapolis	9	9	9	0	0	0.0	0	0	0/0
Washington	5	4	4	1	16	16.0	1	0	0/0
at San Francisco	7	6	4	3	56	18.7	0	1	0/0
at Dallas	9	9	6	3	78	26.0	0	0	0/0
Seattle	3	2	2	1	13	13.0	0	0	0/0
at Jacksonville	6	6	6	0	0	0.0	0	0	0/0
Arizona	7	7	5	2	46	23.0	0	0	0/0
at NY Giants	10	9	8	2	51	25.5	0	0	0/0
Houston	8	8	8	0	0	0	0	0	0/0
at Minnesota	2	2	2	0	0	0	0	0	0/0
New Orleans	7	7	7	0	0	0	0	0	0/0
at Arizona	-	-	-	-	-	-	-	-	-/-
Philadelphia	-	-	-	-	-	-	-	-	-/-
at Seattle	-	-	-	-	-	-	-	-	-/-
at Tennessee	-	-	-	-	-	-	-	-	-/-
San Francisco	-	-	-	-	-	-	-	-	-/-
TOTAL	73	69	61	12	260	21.6	1	1	0/0



2017 LOS ANGELES RAMS TEAM RANKINGS

NFL RANKINGS

NFC RANKINGS

	NFL RANKINGS						NFC RANKINGS					
	Overall	OFFENSE		DEFENSE			Overall	OFFENSE		DEFENSE		
		Rush	Pass	Overall	Rush	Pass	Overall	Rush	Pass	Overall	Rush	Pass
Week 1	5	24	3	6	13	6	3	10	2	3	8	2
Week 2	11	23	8	6	13	6	12	30	3	5	16	2
Week 3	7	20	6	22	29	11	4	11	5	13	14	5
Week 4	5	15	5	27	30	13	3	8	4	14	16	5
Week 5	5	14	5	20	27	10	3	7	4	11	15	5
Week 6	8	13	10	24	29	13	6	7	7	12	16	6
Week 7	9	6	12	15	24	11	7	3	8	10	14	4
Week 8	9	6	13	15	25	9	7	4	9	8	14	3
Week 9	3	5	10	16	26	9	2	3	7	9	14	3
Week 10	3	5	6	14	24	9	2	4	5	8	14	4
Week 11	4	9	9	16	28	10	3	7	7	9	14	4
Week 12	4	9	6	16	27	9	3	7	3	9	14	3
Week 13	-	-	-	-	-	-	-	-	-	-	-	-
Week 14	-	-	-	-	-	-	-	-	-	-	-	-
Week 15	-	-	-	-	-	-	-	-	-	-	-	-
Week 16	-	-	-	-	-	-	-	-	-	-	-	-
Week 17	-	-	-	-	-	-	-	-	-	-	-	-

2017 LOS ANGELES RAMS TURNOVER BREAKDOWN

OPPONENT	TAKEAWAYS			GIVEAWAYS			MARGIN	RESULT
	FUMBLES	INT	TOTAL	FUMBLES	INT	TOTAL		
Indianapolis	1	2	3	1	0	1	+2	W, 46-9
Washington	0	0	0	1	1	2	-2	L, 27-20
at San Francisco	1	1	2	2	0	2	0	W, 41-39
at Dallas	1	1	2	0	0	0	+2	W, 35-30
Seattle	0	2	2	3	2	5	-3	L, 16-10
at Jacksonville	0	1	1	1	0	1	0	W, 27-17
Arizona	0	2	2	0	1	1	+1	W, 33-0
at NY Giants	2	1	3	0	0	0	+3	W, 51-17
Houston	2	2	4	0	0	0	+4	W, 33-7
at Minnesota	0	0	0	1	0	1	-1	L, 24-7
New Orleans	0	0	0	0	1	1	-1	W, 26-20
at Arizona	-	-	-	-	-	-	-	-
Philadelphia	-	-	-	-	-	-	-	-
at Seattle	-	-	-	-	-	-	-	-
at Tennessee	-	-	-	-	-	-	-	-
San Francisco	-	-	-	-	-	-	-	-
TOTALS	7	12	19	9	5	14	+5	8-3

	TAKEAWAYS			POINTS OFF TAKEAWAYS			POINTS
	FUMBLES	INT	TOTAL	TDS	FGs	TOTAL	
RAMS	7	12	19	9	7	16	84
OPPONENTS	9	5	14	1	4	5	18



2017 LOS ANGELES RAMS HIGHS AND LOWS

LOS ANGELES RAMS	HIGH	GAME	LOWS	GAME
Points	51	at New York Giants	7	at Minnesota Vikings
Points in a Half	27 (twice)	Last at New York Giants	0 (twice)	Last at Minnesota Vikings
First Downs	28	vs. Arizona Cardinals	12	at Jacksonville Jaguars
Rushing Attempts	40	vs. Arizona Cardinals	17	at Minnesota Vikings
Rushing Yards	197	vs. Arizona Cardinals	45	at Minnesota Vikings
Passing Attempts	47	vs. Seattle Seahawks	21	at Jacksonville Jaguars
Pass Completions	28	vs. New Orleans Saints	11	at Jacksonville Jaguars
Passing Yards	361	vs. Houston Texans	124	at Jacksonville Jaguars
Total Offensive Plays	80	vs. Arizona Cardinals	49	vs. Washington Redskins
Total Net Yards	473	at New York Giants	249	at Jacksonville Jaguars
Time of Possession	39:01	vs. Arizona Cardinals	22:38	at Minnesota Vikings
Interceptions Thrown	2	vs. Seattle Seahawks	0 (x7)	Last at Minnesota Vikings
Sacks Given Up	3 (x4)	Last vs New Orleans Saints	0 (twice)	Last at New York Giants
Penalties	10	vs. Houston Texans	5	vs. Seattle Seahawks
Yards Penalized	90	vs. New Orleans Saints	40	vs. Seattle Seahawks

OPPONENTS	HIGH	GAME	LOWS	GAME
Points	39	at San Francisco 49ers	0	vs. Arizona Cardinals
Points in a Half	24	at Dallas Cowboys	0 (twice)	Last vs. Houston Texans
First Downs	27	at Minnesota Vikings	10 (twice)	last vs. Arizona Cardinals
Rushing Attempts	39	vs. Washington Redskins	12	vs. Arizona Cardinals
Rushing Yards	252	at Dallas Cowboys	25	vs. Arizona Cardinals
Passing Attempts	38 (twice)	Last at Minnesota Vikings	21	vs. Indianapolis Colts
Pass Completions	27	at Minnesota Vikings	11	vs. Indianapolis Colts
Passing Yards	332	at San Francisco 49ers	179	vs. Indianapolis Colts
Total Offensive Plays	78	at Minnesota Vikings	49 (twice)	last vs. Arizona Cardinals
Total Net Yards	451	at Minnesota Vikings	193	vs. Arizona Cardinals
Time of Possession	37:22	at Minnesota Vikings	20:59	vs. Arizona Cardinals
Interceptions Thrown	2 (x4)	last vs. Houston Texans	0 (x3)	Last at Minnesota Vikings
Sacks Given Up	5	at Jacksonville Jaguars	0	at Minnesota Vikings
Penalties	10 (twice)	last vs. Arizona Cardinals	4 (x3)	Last vs Houston Texans
Yards Penalized	112	vs. New Orleans Saints	20	vs. Indianapolis Colts



2017 LOS ANGELES RAMS BESTS

RUSHING ATTEMPTS	NO.	OPPONENT	RECEIVING YARDS	YDS.	OPPONENT
	40	Cardinals		361	Texans
RUSHING YARDS	YDS.	OPPONENT	LONGEST RECEPTION	YDS.	OPPONENT
	197	Cardinals		94	Texans
YARDS PER CARRY (MIN. 10 ATT.)	YDS.	OPPONENT	FIELD GOALS	NO.	OPPONENT
	5.4	Cowboys		7	Cowboys
LONGEST RUSH	YDS.	OPPONENT	LONGEST FIELD GOAL	YDS.	OPPONENT
	36	Giants		56	Jaguars
PASS ATTEMPTS	NO.	OPPONENT	MOST KICKOFF RETURNS	NO.	OPPONENT
	47	Seahawks		4	Cowboys, Saints
PASS COMPLETIONS	NO.	OPPONENT	LONGEST KICKOFF RETURN	YDS.	OPPONENT
	28	Saints		103	Jaguars
PASSING YARDS	YDS.	OPPONENT	MOST PUNT RETURNS	NO.	OPPONENT
	361	Texans		4	Redskins
RECEPTIONS	NO.	OPPONENT	LONGEST PUNT RETURN	YDS.	OPPONENT
	28	Saints		40	Saints

2017 OPPONENTS BESTS

RUSHING ATTEMPTS	NO.	OPPONENT	RECEIVING YARDS	YDS.	OPPONENT
	39	Redskins		332	49ers
RUSHING YARDS	YDS.	OPPONENT	LONGEST RECEPTION	YDS.	OPPONENT
	229	Redskins		65	Vikings
YARDS PER CARRY (MIN. 10 ATT.)	YDS.	OPPONENT	FIELD GOALS	NO.	OPPONENT
	7.0	Cowboys		3	Seahawks
LONGEST RUSH	YDS.	OPPONENT	LONGEST FIELD GOAL	YDS.	OPPONENT
	75	Jaguars		50	Giants, Saints
PASS ATTEMPTS	NO.	OPPONENT	MOST KICKOFF RETURNS	NO.	OPPONENT
	38	Seahawks, Giants		3	Redskins, 49ers
PASS COMPLETIONS	NO.	OPPONENT	LONGEST KICKOFF RETURN	YDS.	OPPONENT
	27	Vikings		30	Giants
PASSING YARDS	YDS.	OPPONENT	MOST PUNT RETURNS	NO.	OPPONENT
	332	49ers		2	twice
RECEPTIONS	NO.	OPPONENT	LONGEST PUNT RETURN	YDS.	OPPONENT
	24	Seahawks		17	Texans



THE LAST TIME...

TEAM TOTALS

SHUTOUT

RAMS: 33-0, vs. Arizona (10/22/17)
OPP: 27-0, @ Pittsburgh (12/24/11)

40 POINTS

RAMS: 51, @ New York Giants (11/5/17)
OPP: 44, vs. Arizona (1/1/17)

50 POINTS

RAMS: 51, @ New York Giants (11/5/17)
OPP: 54, @ Kansas City (10/22/00)

OVERTIME WIN

RAMS: 34-31, vs. Seattle (9/13/15)
OPP: 19-16, @ San Francisco (1/3/16)

TWO-POINT ATTEMPT MADE

RAMS: Jared Cook pass from Nick Foles, vs. San Francisco (11/1/15)
OPP: Colin Kaepernick run, vs. San Francisco (12/24/16)

TWO-POINT ATTEMPT FAILED

RAMS: Case Keenum rush failed, @ Tampa Bay (9/25/16)
OPP: Dak Prescott pass failed, @ Dallas (10/1/17)

SAFETY RECORDED

RAMS: Morgan Fox tackled Jacoby Brissett in the end zone, vs. Indianapolis (9/10/17)
OPP: John Abraham sacked Kellen Clemens in the end zone, @ Arizona (12/8/13)

OFFENSIVE TOTALS

200 YARDS IN RUSHING OFFENSE

RAMS: 203, vs. Detroit (12/13/15)
OPP: 229, vs. Washington (9/17/17)

300 YARDS IN RUSHING OFFENSE

RAMS: 337, vs. Carolina (11/11/01)
OPP: 352, @ Philadelphia (10/5/14)

400 YARDS IN TOTAL OFFENSE

RAMS: 443, vs. Houston (11/12/17)
OPP: 415, vs. New Orleans (11/26/17)

500 YARDS IN TOTAL OFFENSE

RAMS: 524, vs. San Diego (10/10/02)
OPP: 555 @ New Orleans (11/27/16)

600 YARDS IN TOTAL OFFENSE

RAMS: 614, vs. San Diego (10/1/00)
OPP: Never Happened

100 YARDS RUSHING

RAMS: 106, Todd Gurley II, vs. Arizona (10/22/17)
OPP: 130, Leonard Fournette, @ Jacksonville (10/16/17)

200 YARDS RUSHING

RAMS: 202, Marshall Faulk, @ Carolina (12/23/01)
OPP: 212, Adrian Peterson, vs. Minnesota (12/16/12)

300 YARDS PASSING

RAMS: 354, Jared Goff, vs. New Orleans (11/26/17)
OPP: 332, Brian Hoyer, @ San Francisco (9/21/17)

400 YARDS PASSING

RAMS: 442, Marc Bulger, @ NY Giants (10/2/05)
OPP: 405, Jameis Winston, @ Tampa Bay (9/25/16)



THE LAST TIME...

OFFENSIVE TOTALS CONTINUED

100 YARDS RECEIVING

RAMS: 116, Cooper Kupp, vs. New Orleans (11/26/17)
OPP: 101, Alvin Kamara, vs. New Orleans (11/26/17)

200 YARDS RECEIVING

RAMS: 200, Torry Holt, @ San Francisco (11/3/03)
OPP: 204, Plaxico Burress, @ NY Giants (10/2/05)

300 YARDS RECEIVING

RAMS: 336 (NFL RECORD), Willie "Flipper" Anderson, vs. New Orleans (11/26/89)
OPP: Never Happened

THREE TOUCHDOWNS IN A GAME

RAMS: Todd Gurley II (2 rushing, 1 receiving), @ San Francisco (9/21/17)
OPP: Maurice Jones-Drew (3 rushing), @ Jacksonville (10/18/09)

THREE RUSHING TOUCHDOWNS IN A GAME

RAMS: Steven Jackson, vs. Dallas (10/19/08)
OPP: Maurice Jones-Drew, @ Jacksonville (10/18/09)

THREE RECEIVING TOUCHDOWNS IN A GAME

RAMS: Torry Holt, vs. Seattle (10/15/06)
OPP: Torrey Smith, vs. Baltimore (9/25/11)

THREE PASSING TOUCHDOWNS IN A GAME

RAMS: Jared Goff, vs. Houston (11/12/17)
OPP: Carson Palmer, vs. Arizona (1/1/17)

FOUR TOUCHDOWNS IN A GAME

RAMS: Steven Jackson (3 rushing, 1 receiving), @ Minnesota (12/31/06)
OPP: Ron Moore (4 rushing), @ Phoenix (12/4/93)

FOUR RUSHING TOUCHDOWNS IN A GAME

RAMS: Marshall Faulk, vs. Minnesota (12/10/00)
OPP: Ron Moore, @ Phoenix (12/4/93)

FOUR RECEIVING TOUCHDOWNS IN A GAME

RAMS: Isaac Bruce, vs. San Francisco (10/10/99)
OPP: Mike Ditka, vs. Chicago (10/13/63)

FOUR PASSING TOUCHDOWNS IN A GAME

RAMS: Jared Goff, @ New York Giants (11/5/17)
OPP: Drew Brees, @ New Orleans (11/27/16)

FIVE PASSING TOUCHDOWNS IN A GAME

RAMS: Kurt Warner, vs. San Francisco (10/10/99)
OPP: Dan Marino, vs. Miami (12/14/86)

TWO 100-YARD RECEIVERS, SAME GAME

RAMS: 108, Robert Woods @ San Francisco (9/21/17)
106, Sammy Watkins
OPP: 132, Mike Evans, @ Tampa Bay (9/25/16)
100, Adam Humphries

THREE 100-YARD RECEIVERS, SAME GAME

RAMS: 167, Isaac Bruce @ San Diego (10/1/00)
114, Marshall Faulk
104, Az-Zahir Hakim
OPP: 106, DeSean Jackson @ Philadelphia (9/7/08)
104, Greg Lewis
102, Hank Baskett



THE LAST TIME...

OFFENSIVE TOTALS CONTINUED

100-YARD RUSHER, 100-YARD RECEIVER, SAME GAME

RAMS:	Todd Gurley II	113 rushing	@ San Francisco (9/21/17)
	Robert Woods	108 receiving	
	Sammy Watkins	106 receiving	
OPP:	Mark Ingram	146 rushing	@ New Orleans (11/27/16)
	Michael Thomas	108 receiving	

TWO 100-YARD RUSHERS, SAME GAME

RAMS:	183, Marshall Faulk, vs. Carolina (11/11/01)
	145, Trung Candidate
OPP:	136, Clinton Portis, vs. Washington (12/4/05)
	118, Rock Cartwright

300-YARD PASSER, 100-YARD RECEIVER, SAME GAME

RAMS:	Jared Goff	354 passing	vs. New Orleans (11/26/17)
	Cooper Kupp	116 receiving	
OPP:	Brian Hoyer	332 passing	@ San Francisco (9/21/17)
	Pierre Garcon	142 receiving	

300-YARD PASSER, 100-YARD RECEIVER, 100-YARD RUSHER, SAME GAME

RAMS:	Marc Bulger	388 passing	vs. Washington (12/24/06)
	Isaac Bruce	148 receiving	
	Steven Jackson	102 receiving	
	Steven Jackson	150 rushing	
OPP:	Drew Brees	310 passing	@ New Orleans (11/27/16)
	Michael Thomas	108 receiving	
	Mark Ingram	146 rushing	

300-YARD PASSER, TWO 100-YARD RECEIVERS, SAME GAME

RAMS:	Marc Bulger	388 passing	vs. Washington (12/24/06)
	Isaac Bruce	148 receiving	
	Steven Jackson	102 receiving	
OPP:	Jameis Winston	405 passing	@ Tampa Bay (9/25/16)
	Mike Evans	132 receiving	
	Adam Humphries	100 receiving	

300-YARD PASSER, THREE 100-YARD RECEIVERS, SAME GAME

RAMS:	Kurt Warner	390 passing	@ San Diego (10/1/00)
	Isaac Bruce	167 receiving	
	Marshall Faulk	116 receiving	
	Az-Zahir Hakim	104 receiving	
OPP:	Donovan McNabb	361 passing	@ Philadelphia (9/7/08)
	DeSean Jackson	106 receiving	
	Greg Lewis	104 receiving	
	Hank Baskett	102 receiving	

300-YARD PASSER, 100-YARD RUSHER, TWO 100-YARD RECEIVERS, SAME GAME

RAMS:	Marc Bulger	388 passing	vs. Washington (12/24/06)
	Steven Jackson	150 rushing	
	Isaac Bruce	148 receiving	
	Steven Jackson	102 receiving	
OPP:	Eli Manning	390 passing	vs. NY Giants (12/21/14)
	Odell Beckham Jr.	148 receiving	
	Rueben Randle	132 receiving	
	Andre Williams	110 rushing	

300-YARD PASSER, 100-YARD RUSHER, THREE 100-YARD RECEIVERS, SAME GAME

RAMS:	Kurt Warner	390 passing	@ San Diego (10/1/00)
	Justin Watson	102 rushing	
	Isaac Bruce	167 receiving	
	Marshall Faulk	116 receiving	
	Az-Zahir Hakim	104 receiving	
OPP:	Never Happened		



THE LAST TIME...

DEFENSIVE TOTALS

SIX OR MORE TEAM SACKS IN A GAME

RAMS: 6, vs. Seattle (9/13/15)
OPP: 7, vs. Arizona (1/1/17)

THREE OR MORE INDIVIDUAL SACKS IN A GAME

RAMS: 3, William Hayes, @ Seattle (12/27/15)
OPP: 3, Vic Beasley, vs. Atlanta (12/11/16)

TWO INTERCEPTIONS IN A GAME

RAMS: 2, Trumaine Johnson, vs. Oakland (11/30/14)
OPP: 2, Landon Collins, vs. New York Giants (10/23/16)
2, Dominique Rodgers-Cromartie, vs. New York Giants (10/23/16)

THREE INTERCEPTIONS IN A GAME

RAMS: 3, Keith Lyle, @ Atlanta (12/15/96)
OPP: 3, Ron Bolton, @ Cleveland (11/27/77)

INTERCEPTION RETURNED FOR A TOUCHDOWN

RAMS: 29, Lamarcus Joyner, vs. Indianapolis (9/10/17)
OPP: 66, Justin Bethel, vs. Arizona (1/1/17)

FUMBLE RETURNED FOR A TOUCHDOWN

RAMS: 77, Ethan Westbrooks, @ Tampa Bay (9/25/16)
OPP: 21, Vic Beasley, vs. Atlanta (12/11/16)

SPECIAL TEAMS TOTALS

KICKOFF RETURNED FOR A TOUCHDOWN

RAMS: 103, Pharoah Cooper, @ Jacksonville (10/16/17)
OPP: 99, Knile Davis, @ Kansas City (10/26/14)

PUNT RETURNED FOR A TOUCHDOWN

RAMS: 75, Tavon Austin, vs. Seattle (9/13/15)
OPP: 57, Tyler Lockett, vs. Seattle (9/13/15)

PUNT BLOCKED

RAMS: Cory Littleton (B. Wing), @ New York Giants (11/5/17)
OPP: James Casey (Hekker), @ Philadelphia (10/5/14)

BLOCKED PUNT RETURNED FOR A TOUCHDOWN

RAMS: Cory Littleton, vs. Jacksonville (10/15/17)
8-yard return of Brad Norton punt; Blocked by Cory Littleton
OPP: Chris Maragos, @ Philadelphia (10/5/14)
10-yard return of Johnny Hekker punt; Blocked by James Casey

FIELD GOAL ATTEMPT BLOCKED

RAMS: Daren Bates (J. Brown), vs. NY Giants (12/21/14)
OPP: Dontae Johnson (G. Zuerlein), @ San Francisco (1/3/16)

BLOCKED FIELD GOAL ATTEMPT RETURNED FOR A TOUCHDOWN

RAMS: LeRoy Irvin, vs. San Francisco (9/14/86)
65-yard return of Ray Wersching 44-yard attempt; Blocked by Jerry Gray; Mike Wilcher recovered and lateraled to Irvin
OPP: Kevin Ross, vs. Atlanta (10/12/95)
83-yard return of Steve McLaughlin 28-yard attempt; Blocked by Roger Harper

FOUR OR MORE FIELD GOALS

RAMS: 4, Greg Zuerlein, vs. New Orleans (11/26/17)
OPP: 4, Stephen Gostkowski, @ New England (12/4/16)

PAT BLOCKED

RAMS: Cam Thomas (Carpenter), vs. Buffalo (10/9/16)
OPP: Lawrence Guy, @ Baltimore (11/22/15)

PAT ATTEMPT FAILED

RAMS: Greg Zuerlein, @ Washington (12/7/14)
OPP: Nick Folk, @ New York Jets (11/13/16)



2017 LOS ANGELES RAMS EXPLOSIVES

PASSING EXPLOSIVE PLAYS (20+ YARDS)

LOS ANGELES RAMS

YDS	RECEIVER	PASSER	QTR	DATE	TEAM
21	Robert Woods	Jared Goff	1	9/10/17	Colts
24	Cooper Kupp	Jared Goff	2	9/10/17	Colts
39	Gerald Everett	Jared Goff	2	9/10/17	Colts
24	Sammy Watkins	Jared Goff	2	9/10/17	Colts
23	Todd Gurley II	Jared Goff	2	9/10/17	Colts
27	Robert Woods	Jared Goff	3	9/10/17	Colts
28	Cooper Kupp	Jared Goff	4	9/10/17	Colts
69	Gerald Everett	Jared Goff	2	9/17/17	Redskins
28	Todd Gurley II	Jared Goff	2	9/17/17	Redskins
28	Sammy Watkins	Jared Goff	3	9/17/17	Redskins
24	Gerald Everett	Jared Goff	3	9/17/17	Redskins
28	Josh Reynolds	Johnny Hekker	4	9/17/17	Redskins
31	Robert Woods	Jared Goff	1	9/21/17	49ers
21	Robert Woods	Jared Goff	1	9/21/17	49ers
22	Sammy Watkins	Jared Goff	2	9/21/17	49ers
47	Sammy Watkins	Jared Goff	3	9/21/17	49ers
25	Robert Woods	Jared Goff	3	9/21/17	49ers
27	Todd Gurley II	Jared Goff	4	9/21/17	49ers
29	Tyler Higbee	Jared Goff	1	10/1/17	Cowboys
53t	Todd Gurley II	Jared Goff	3	10/1/17	Cowboys
24	Cooper Kupp	Jared Goff	4	10/1/17	Cowboys
22	Tyler Higbee	Jared Goff	1	10/8/17	Seahawks
29	Tyler Higbee	Jared Goff	4	10/8/17	Seahawks
35	Tyler Higbee	Jared Goff	4	10/8/17	Seahawks
20	Robert Woods	Jared Goff	4	10/8/17	Seahawks
22	Robert Woods	Jared Goff	1	10/16/17	Jaguars
20	Robert Woods	Jared Goff	3	10/16/17	Jaguars
22	Cooper Kupp	Jared Goff	4	10/16/17	Jaguars
35	Todd Gurley II	Jared Goff	2	10/22/17	Cardinals
44	Gerald Everett	Jared Goff	1	11/5/17	Giants
52t	Robert Woods	Jared Goff	2	11/5/17	Giants
67t	Sammy Watkins	Jared Goff	2	11/5/17	Giants
35	Cooper Kupp	Jared Goff	3	11/5/17	Giants
44	Todd Gurley II	Jared Goff	3	11/5/17	Giants
43	Todd Gurley II	Jared Goff	2	11/12/17	Texans
94t	Robert Woods	Jared Goff	3	11/12/17	Texans
24	Sammy Watkins	Jared Goff	3	11/12/17	Texans
30	Robert Woods	Jared Goff	4	11/12/17	Texans
23	Cooper Kupp	Jared Goff	1	11/19/17	Vikings
23	Robert Woods	Jared Goff	2	11/19/17	Vikings
24	Sammy Watkins	Jared Goff	1	11/26/17	Saints
31	Todd Gurley II	Jared Goff	2	11/26/17	Saints
53	Cooper Kupp	Jared Goff	2	11/26/17	Saints
31	Sammy Watkins	Jared Goff	2	11/26/17	Saints
22	Sammy Watkins	Jared Goff	3	11/26/17	Saints
38	Tyler Higbee	Jared Goff	3	11/26/17	Saints

OPPONENTS

YDS	RECEIVER	PASSER	QTR	DATE	TEAM
21	Jack Doyle	Scott Tolzien	1	9/10/17	Colts
20	Jack Doyle	Scott Tolzien	1	9/10/17	Colts
21	Marlon Mack	Scott Tolzien	1	9/10/17	Colts
32	T.Y. Hilton	Scott Tolzien	2	9/10/17	Colts
50	Donte Moncrief	Jacoby Brissett	4	9/10/17	Colts
21	Jamison Crowder	Kirk Cousins	1	9/17/17	Redskins
23	Terrelle Pryor Sr.	Kirk Cousins	4	9/17/17	Redskins
30	Pierre Garcon	Brian Hoyer	1	9/21/17	49ers
34	Kyle Juszczyk	Brian Hoyer	2	9/21/17	49ers
50	Marquise Goodwin	Brian Hoyer	3	9/21/17	49ers
59	Pierre Garcon	Brian Hoyer	4	9/21/17	49ers
36	Dez Bryant	Dak Prescott	1	10/1/17	Cowboys
31	Ezekiel Elliott	Dak Prescott	2	10/1/17	Cowboys
28t	James Hanna	Dak Prescott	4	10/1/17	Cowboys
21	J.D. McKissic	Russell Wilson	3	10/8/17	Seahawks
22t	Chris Ivory	Blake Bortles	1	10/16/17	Jaguars
21	Marqise Lee	Blake Bortles	2	10/16/17	Jaguars
20	Marqise Lee	Blake Bortles	4	10/16/17	Jaguars
21	Ben Koyack	Blake Bortles	4	10/16/17	Jaguars
21	Jaron Brown	Carson Palmer	1	10/22/17	Cardinals
25	Kerwynn Williams	Drew Stanton	3	10/22/17	Cardinals
27	J.J. Nelson	Drew Stanton	4	10/22/17	Cardinals
21	Evan Engram	Eli Manning	2	11/5/17	Giants
26	Evan Engram	Eli Manning	2	11/5/17	Giants
37	Sterling Shepard	Eli Manning	4	11/5/17	Giants
26t	Bruce Ellington	Tom Savage	2	11/12/17	Texans
32	DeAndre Hopkins	Tom Savage	3	11/12/17	Texans
36	DeAndre Hopkins	Tom Savage	4	11/12/17	Texans
28	Kyle Rudolph	Case Keenum	2	11/19/17	Vikings
23	Jarius Wright	Case Keenum	3	11/19/17	Vikings
25	Adam Thielen	Case Keenum	3	11/19/17	Vikings
65t	Adam Thielen	Case Keenum	4	11/19/17	Vikings
24	Michael Thomas	Drew Brees	1	11/26/17	Saints
21	Alvin Kamara	Drew Brees	2	11/26/17	Saints
33	Alvin Kamara	Drew Brees	3	11/26/17	Saints
25	Ted Ginn Jr.	Drew Brees	4	11/26/17	Saints



2017 LOS ANGELES RAMS EXPLOSIVES

RUSHING EXPLOSIVE PLAYS (20+ YARDS)

LOS ANGELES RAMS				
YDS	RUSHER	QTR	DATE	TEAM
29	Todd Gurley II	4	9/21/17	49ers
20	Todd Gurley II	4	9/21/17	49ers
27t	Tavon Austin	2	10/8/17	Seahawks
22	Jared Goff	3	10/8/17	Seahawks
36	Todd Gurley II	1	11/5/17	Giants
21	Tavon Austin	3	11/5/17	Giants
34	Todd Gurley II	4	11/12/17	Texans
21	Todd Gurley II	3	11/26/17	Saints

OPPONENTS				
YDS	RUSHER	QTR	DATE	TEAM
24	Marlon Mack	4	9/10/17	Colts
21	Rob Kelley	1	9/17/17	Redskins
61t	Chris Thompson	2	9/17/17	Redskins
20	Carlos Hyde	1	9/21/17	49ers
70	Alfred Morris	2	10/1/17	Cowboys
75t	Leonard Fournette	1	10/16/17	Jaguars
24	Orleans Darkwa	1	11/5/17	Giants
21	Lamar Miller	2	11/12/17	Texans
25	Latavius Murray	3	11/19/17	Vikings
34	Latavius Murray	4	11/19/17	Vikings
74t	Alvin Kamara	1	11/26/17	Saints



2017 LOS ANGELES RAMS EXPLOSIVES

PUNT RETURN EXPLOSIVES (20+ YARDS)

LOS ANGELES RAMS				
YDS	RETURNER	QTR	DATE	TEAM
20	Pharoh Cooper	1	10/22/17	Cardinals
30	Pharoh Cooper	3	11/5/17	Giants
27	Pharoh Cooper	3	11/12/17	Texans
40	Pharoh Cooper	3	11/26/17	Saints

OPPONENTS				
YDS	RETURNER	QTR	DATE	TEAM
32	Ted Ginn Jr.	2	11/26/17	Saints

KICKOFF RETURN EXPLOSIVES (25+ YARDS)

LOS ANGELES RAMS				
YDS	RETURNER	QTR	DATE	TEAM
35	Pharoh Cooper	4	9/10/17	Colts
34	Pharoh Cooper	2	9/17/17	Redskins
25	Pharoh Cooper	4	9/17/17	Redskins
27	Pharoh Cooper	2	9/21/17	49ers
28	Pharoh Cooper	3	9/21/17	49ers
28	Pharoh Cooper	4	9/21/17	49ers
66	Pharoh Cooper	2	10/1/17	Cowboys
26	Pharoh Cooper	3	10/1/17	Cowboys
31	Pharoh Cooper	3	10/8/17	Seahawks
103t	Pharoh Cooper	1	10/16/17	Jaguars
27	Pharoh Cooper	2	11/12/17	Texans
34	Pharoh Cooper	4	11/19/17	Vikings
26	Pharoh Cooper	4	11/19/17	Vikings
40	Pharoh Cooper	1	11/26/17	Saints
28	Pharoh Cooper	1	11/26/17	Saints

OPPONENTS				
YDS	RETURNER	QTR	DATE	TEAM
28	Ryan Switzer	1	10/1/17	Cowboys
26	Ryan Switzer	4	10/1/17	Cowboys
25	Kerwynn Williams	4	10/22/17	Cardinals
33	Shane Vereen	1	11/5/17	Giants



2017 LOS ANGELES RAMS EXPLOSIVES

FUMBLE RETURN EXPLOSIVES (20+ YARDS)

LOS ANGELES RAMS

<u>YDS</u>	<u>RETURNER</u>	<u>QTR</u>	<u>DATE</u>	<u>TEAM</u>
-	-	-	-	-

OPPONENTS

<u>YDS</u>	<u>RETURNER</u>	<u>QTR</u>	<u>DATE</u>	<u>TEAM</u>
-	-	-	-	-

INTERCEPTION RETURN EXPLOSIVES (20+ YARDS)

LOS ANGELES RAMS

<u>YDS</u>	<u>RETURNER</u>	<u>QTR</u>	<u>DATE</u>	<u>TEAM</u>
39t	Trumaine Johnson	1	9/10/17	Colts
29t	Lamarcus Joyner	3	9/10/17	Colts
25	Nickell Robey-Coleman	1	9/21/17	49ers
69	John Johnson III	2	10/8/17	Seahawks
31	Nickell Robey-Coleman	4	10/16/17	Jaguars
29	Lamarcus Joyner	2	10/22/17	Cardinals

OPPONENTS

<u>YDS</u>	<u>RETURNER</u>	<u>QTR</u>	<u>DATE</u>	<u>TEAM</u>
39	Deone Bucannon	3	10/22/17	Cardinals



2017 LOS ANGELES RAMS WEEKLY LEADERS

GAME	SCORING	CARRIES	RUSHING YARDS	RECEIVING YARDS	TACKLES	SACKS	INTs	SP. TEAMS TACKLES
Indianapolis	G. Zuerlein, 14	T. Gurley, 19	T. Gurley, 40	C. Kupp, 76	M. Brockers, 6	Four players, 1.0	L. Joyner, 1 T. Johnson, 1	Three Players, 1
Washington	T. Gurley, 12	T. Gurley, 16	T. Gurley, 88	G. Everett, 95	A. Ogletree, 17	A. Ogletree, 1.0	N/A	Four Players, 1
at San Francisco	T. Gurley, 18	T. Gurley, 28	T. Gurley, 113	R. Woods, 108	A. Ogletree, 14	Four players, 1.0	N. Robey-Coleman, 1	Two Players, 2
at Dallas	G. Zuerlein, 23	T. Gurley, 23	T. Gurley, 121	T. Gurley, 94	A. Ogletree, 11	Two Players, 1.0	M. Barron, 1	Eight Players, 1
Seattle	T. Austin, 6	T. Gurley, 14	T. Gurley, 43	T. Higbee 98	M. Barron, 18	Three players, 1.0	J. Johnson III, 1 C. Davis, 1	S. Ebukam, 2
at Jacksonville	G. Zuerlein, 7	T. Gurley, 23	T. Gurley, 116	R. Woods, 70	M. Barron, 14	Five Players, 1.0	N. Robey-Coleman, 1	N/A
Arizona	G. Zuerlein, 15	T. Gurley, 22	T. Gurley, 106	R. Woods, 59	J. Johnson III, 6	Three Players, 1.0	M. Barron, 1 L. Joyner, 1	C. Littleton, 3
at NY Giants	G. Zuerlein, 15	T. Gurley, 16	T. Gurley, 59	R. Woods, 70	A. Ogletree, 10	Two Players, 1.0	T. Johnson, 1	Three Players, 1
Houston	G. Zuerlein, 15	T. Gurley, 11	T. Gurley, 68	R. Woods, 171	A. Ogletree, 8	Three Players, 1.0	M. Barron, 1 B. Countess, 1	J. Hekker, 1
at Minnesota	T. Gurley, 6	T. Gurley, 15	T. Gurley, 37	R. Woods, 81	A. Ogletree, 13	N/A	N/A	S. Ebukam, 1
New Orleans	G. Zuerlein, 14	T. Gurley, 17	T. Gurley, 74	C. Kupp, 116	A. Ogletree, 10	Three Players, 1.0	N/A	J. Hekker, 1
at Arizona	-	-	-	-	-	-	-	-
Philadelphia	-	-	-	-	-	-	-	-
at Seattle	-	-	-	-	-	-	-	-
at Tennessee	-	-	-	-	-	-	-	-
San Francisco	-	-	-	-	-	-	-	-





**LOS ANGELES
RAMS
ALL-TIME
RECORDS**



2017 LOS ANGELES RAMS TOP-10 LISTS

RAMS TOP-10 SCORING LIST

No.	Player	Years	TD	Ru	Rec	Ret	PAT	FG	2-pt	Safety	Points
1	Wilkins, Jeff	1997-2007	0	0	0	0	428	265	0	0	1,223
2	Lansford, Mike	1982-90	0	0	0	0	315	158	0	0	789
3	Zuerlein, Greg	2012-present	0	0	0	0	176	144	0	0	608
4	Waterfield, Bob	1945-52	13	13	0	0	315	60	0	0	573
5	Gossett, Bruce	1964-69	0	0	0	0	211	120	0	0	571
6	Faulk, Marshall	1999-2005	85	58	27	0	0	0	7	0	524
7	Bruce, Isaac	1994-2007	84	0	84	0	0	0	3	0	510
8	Ray, David	1969-74	0	0	0	0	167	110	0	0	497
9	Holt, Torry	1999-2008	74	0	74	0	0	0	1	0	446
10	Brown, Josh	2008-2011	0	0	0	0	79	104	0	0	391

RAMS TOP-10 RUSHING LIST

No.	Player	Years	Attempts	Yards	Average	Long	TDs
1	Jackson, Steven	2004-2012	2,395	10,138	4.2	59t	56
2	Dickerson, Eric	1983-87	1,525	7,245	4.8	85t	56
3	Faulk, Marshall	1999-2005	1,447	6,959	4.8	71t	58
4	McCutcheon, Lawrence	1972-79	1,435	6,186	4.3	48	23
5	Bass, Dick	1960-69	1,218	5,417	4.4	73t	34
6	Towler, Dan	1950-55	672	3,493	5.2	79t	44
7	Josephson, Les	1964-67, 69-74	797	3,407	4.3	75	17
8	Younger, Paul	1949-57	682	3,296	4.8	75t	17
9	Tyler, Wendell	1977-82	720	3,266	4.5	69t	33
10	Bryant, Cullen	1973-81, 87	802	3,119	3.9	26	20

RAMS TOP-10 RECEIVING SORTED BY RECEPTIONS

No.	Player	Years	Receptions	Yards	Average	Long	TDs
1	Bruce, Isaac	1994-2007	942	14,109	15.0	80t	84
2	Holt, Torry	1999-2008	869	12,660	14.6	85t	74
3	Ellard, Henry	1983-93	593	9,761	16.5	81t	48
4	Faulk, Marshall	1999-2005	470	4,071	8.7	72t	27
5	Jackson, Steven	2004-2012	407	3,324	8.2	64t	8
6	Fears, Tom	1948-56	400	5,397	13.5	80t	38
7	Hirsch, Elroy	1949-57	343	6,299	18.4	91t	53
8	Snow, Jack	1965-75	340	6,012	17.7	84t	45
9	Phillips, Jim	1958-65	333	4,953	14.9	93t	27
10	Benton, Jim	1938-40, 42, 44-47	275	4,566	16.6	84t	42

RAMS TOP-10 RECEIVING SORTED BY YARDS

No.	Player	Years	Receptions	Yards	Average	Long	TDs
1	Bruce, Isaac	1994-2007	942	14,109	15.0	80t	83
2	Holt, Torry	1999-2008	869	12,660	14.6	85t	74
3	Ellard, Henry	1983-93	593	9,761	16.5	81t	48
4	Hirsch, Elroy	1949-57	343	6,299	18.4	91t	53
5	Snow, Jack	1965-75	340	6,012	17.7	84t	45
6	Fears, Tom	1948-56	400	5,397	13.5	80t	38
7	Anderson, Willie	1988-94	259	5,246	20.3	78t	26
8	Phillips, Jim	1958-65	333	4,953	14.9	93t	27
9	Benton, Jim	1938-40, 42, 44-47	275	4,566	16.6	84t	42
10	Faulk, Marshall	1999-2005	470	4,071	8.7	72t	27



2017 LOS ANGELES RAMS TOP-10 LISTS

RAMS TOP-10 YARDS FROM SCRIMMAGE SORTED BY YARDS

No.	Player	Years	Total			Rushing			Receiving		
			Touch	Yards	Avg.	Att.	Yards	Avg.	Rec.	Yards	Avg.
1	Bruce, Isaac	1994-2007	965	14,259	14.8	23	150	6.5	942	14,109	15.0
2	Jackson, Steven	2004-2012	2,802	13,462	4.8	2,395	10,138	4.2	407	3,324	8.2
3	Holt, Torry	1999-2008	880	12,717	14.5	11	57	5.2	869	12,660	14.6
4	Faulk, Marshall	1999-2005	1,917	11,030	5.8	1,447	6,959	4.8	470	4,071	8.7
5	Ellard, Henry	1983-93	611	9,816	16.1	18	55	3.1	593	9,761	16.5
6	Dickerson, Eric	1983-87	1,648	8,157	4.9	1,525	7,245	4.8	123	912	7.4
7	McCutcheon, L.	1972-79	1,619	7,869	4.9	1,435	6,186	4.3	184	1,683	9.1
8	Bass, Dick	1960-69	1,422	7,258	5.1	1,218	5,417	4.4	204	1,841	9.0
9	Hirsch, Elroy	1949-57	417	6,616	15.9	74	317	4.3	343	6,299	18.4
10	Snow, Jack	1965-75	342	6,015	17.6	2	3	1.5	340	6,012	17.7

RAMS TOP-10 YARDS ALL-PURPOSE YARDS SORTED BY YARDS

No.	Player	Years	Total			Rushing			Receiving			Punt Returns		Kickoff Returns			
			Touch	Yards	Avg.	Att.	Yards	Avg.	Rec.	Yards	Avg.	PR	Yards	Avg.	KR	Yards	Avg.
1	Bruce, Isaac	1994-2007	966	14,311	14.8	23	150	6.5	942	14,109	15.0	1	52	52.0	0	0	0.0
2	Jackson, Steven	2004-2012	2,806	13,538	4.8	2,395	10,135	4.2	407	3,324	8.2	0	0	0.0	4	79	19.8
3	Holt, Torry	1999-2008	883	12,732	14.4	11	57	5.2	869	12,660	14.6	3	15	5.0	0	0	0.0
4	Ellard, Henry	1983-93	765	11,707	15.3	18	55	3.1	593	9,761	16.5	135	1,527	11.3	19	364	19.2
5	Faulk, Marshall	1999-2005	1,919	11,048	5.8	1,447	6,959	4.8	470	4,071	8.7	0	0	0.0	2	18	9.0
6	Bass, Dick	1960-69	1,500	8,936	6.0	1,218	5,417	4.4	204	1,841	9.0	24	263	11.0	54	1,415	26.2
7	Dickerson, Eric	1983-87	1,648	8,157	4.9	1,525	7,245	4.8	123	912	7.4	0	0	0.0	0	0	0.0
8	Arnett, Jon	1957-63	1,042	8,076	7.8	688	2,892	4.2	175	1,911	10.9	75	683	9.1	104	2,590	24.9
9	McCutcheon, L.	1972-79	1,620	7,875	4.9	1,435	6,186	4.3	184	1,683	9.1	0	0	0.0	1	6	6.0
10	Bryant, Cullen	1973-81, 87	1,080	6,734	6.2	802	3,119	3.9	142	1,148	8.1	71	707	10.0	65	1,760	27.1

RAMS TOP-10 INTERCEPTIONS

No.	Player	Years	Ints.	Yards	Average	Long	TDs
1	Meador, Ed	1959-70	46	547	11.9	38t	5
2	Cromwell, Nolan	1977-87	37	671	18.1	94	4
3	Irvin, LeRoy	1980-89	34	654	19.2	81t	5
4	Lyght, Todd	1991-2000	31	359	11.6	57t	4
5	Sherman, Will	1954-60	28	515	18.4	95t	3
	Williams, Clarence	1965-72	28	428	15.3	65t	2
	Perry, Rod	1975-82	28	386	13.8	83t	4
	Lyle, Keith	1994-2000	28	336	12.0	68	0
9	Elmendorf, Dave	1971-79	27	421	15.6	57t	2
10	Thomas, Pat	1976-82	26	292	11.2	64	1

RAMS TOP-10 SACKS (1982-PRESENT)

No.	Player	Years	Sacks	Yards
1	Little, Leonard	1998-2009	87.5	529
2	Greene, Kevin	1985-92	72.5	76
3	Carter, Kevin	1995-2000	62.5	397.5
4	Quinn, Robert	2011-Present	57.5	396.5
5	Long, Chris	2008-15	54.5	354
6	Jeter, Gary	1983-88	45	N/A
7	Wistrom, Grant	1998-03	41.5	243
8	Wilcher, Mike	1983-90	38.5	N/A
9	Farr, D'Marco	1994-2000	36.5	222.5
10	Donald, Aaron	2014-Present	34.0	227.5



2017 LOS ANGELES RAMS TOP-10 LISTS

RAMS TOP-10 PASSING

No.	Player	Years	Att.	Comp.	Yards	Comp.%	Yards/Att.	TD	TD%	INT	INT%	Lg.	Rtg.
1	Everett, Jim	1986-93	3,277	1,847	23,758	56.4%	7.25	142	4.33%	123	3.75%	81t	78.1
2	Bulger, Marc	2001-2009	3,145	1,981	22,814	63.0%	7.25	122	3.88%	93	2.96%	80t	85.3
3	Gabriel, Roman	1962-72	3,313	1,705	22,223	51.5%	6.71	154	4.65%	112	3.38%	93t	74.3
4	Van Brocklin, N.	1949-57	1,897	1,011	16,114	53.3%	8.49	118	6.22%	127	6.69%	84	74.7
5	Warner, Kurt	1998-2003	1,688	1,121	14,447	66.4%	8.56	102	6.04%	65	3.85%	85t	97.2
6	Waterfield, Bob	1945-52	1,618	814	11,849	50.3%	7.32	99	6.12%	128	7.91%	91	62.1
7	Bradford, Sam	2010-2014	1,760	1,032	11,065	58.6%	6.29	59	3.35%	38	2.16%	80t	79.3
8	Ferragamo, Vince	1977-84	1,288	730	9,376	56.7%	7.28	70	5.43%	71	5.51%	85t	74.8
9	Haden, Pat	1976-81	1,363	731	9,296	53.6%	6.82	52	3.82%	60	4.40%	68t	69.6
10	Wade, Bill	1954-60	1,116	602	8,572	53.9%	7.68	56	5.02%	68	6.09%	93	71.0



RAMS ALL-TIME LEADERS



Bold denotes player active with Rams

Italics denotes rookie

CAREER RUSHING

	Years	Att.	Yards	Avg.	Long	TD
1.	Jackson, Steven..... 2004-12	2,395	10,135	4.2	59t	56
2.	Dickerson, Eric..... 1983-87	1,525	7,245	4.8	85t	56
3.	Faulk, Marshall..... 1999-2006	1,447	6,959	4.8	71t	58
4.	McCutcheon, Lawrence 1973-79	1,435	6,186	4.3	48	23
5.	Bass, Dick 1960-69	1,218	5,417	4.5	73t	34
6.	Towler, Dan..... 1950-55	672	3,493	5.2	79t	44
7.	Josephson, Les..... 1964-67, 69-74	797	3,407	4.3	75	17
8.	Younger, Paul (Tank) 1949-57	682	3,296	4.8	75t	17
9.	Tyler, Wendell 1977-82	720	3,266	4.5	69t	33
10.	Bryant, Cullen 1973-81, 87	802	3,119	3.9	26	20

SEASON RUSHING

	Year	Att.	Yds.	Avg.	Long	TD
1.	Dickerson, Eric 1984	379	2,105	5.6	66	14
2.	Dickerson, Eric 1986	404	1,821	4.5	42t	11
3.	Dickerson, Eric 1983	390	1,808	4.6	85t	18
4.	Jackson, Steven 2006	346	1,528	4.4	59t	13
5.	Bettis, Jerome..... 1993	294	1,429	4.9	71t	7
6.	Jackson, Steven 2009	324	1,416	4.4	58	4
7.	Faulk, Marshall 2001	260	1,382	5.3	71t	12
8.	Faulk, Marshall 1999	253	1,381	5.5	58	7
9.	White, Charles 1987	324	1,374	4.2	58	11
10.	Faulk, Marshall 2000	253	1,359	5.4	36	18

CAREER PASSING (Based on Yards)

	Years	Att.	Comp.	Yards	Pct.	TD	Int.
1.	Everett, Jim..... 1986-93	3,277	1,847	23,758	.564	142	123
2.	Bulger, Marc 2001-09	3,171	1,969	22,814	.621	122	93
3.	Gabriel, Roman 1962-72	3,313	1,705	22,223	.515	154	112
4.	Van Brocklin, Norm..... 1949-57	1,897	1,011	16,114	.533	118	127
5.	Warner, Kurt 1998-03	1,688	1,121	14,447	.664	102	65
6.	Waterfield, Bob 1945-52	1,618	814	11,893	.503	99	128
7.	Bradford, Sam 2010-13	1,760	1,032	11,065	.586	59	38
8.	Ferragamo, Vince 1977-84	1,288	730	9,376	.567	70	71
9.	Haden, Pat..... 1976-81	1,363	731	9,296	.536	52	60
10.	Wade, Bill 1954-60	1,116	602	8,572	.539	56	68

CAREER PASSING (Based on Rating; Minimum 1,500 Attempts)

	Years	Att.	Comp.	Yards	Pct.	TD	Int.	Rating
1.	Warner, Kurt 1998-03	1,688	1,121	14,447	.664	102	65	97.2
2.	Bulger, Marc 2001-09	3,171	1,969	22,814	.621	122	93	84.4
3.	Everett, Jim..... 1986-93	3,277	1,847	23,758	.564	142	123	78.1
4.	Bradford, Sam 2010-	1,760	1,032	11,065	.586	59	38	79.3
5.	Van Brocklin, Norm.. 1949-57	1,897	1,011	16,114	.533	118	127	74.7

SEASON PASSING (Based on Yards)

	Year	Att.	Comp.	Yards	Pct.	TD	Int.
1.	Warner, Kurt 2001	546	375	4,830	68.7	36	22
2.	Warner, Kurt 1999	499	325	4,353	65.1	41	13
3.	Everett, Jim..... 1989	518	304	4,310	58.7	29	17
4.	Bulger, Marc 2006	588	370	4,301	63.0	24	8
5.	Everett, Jim..... 1990	554	307	3,989	55.4	23	17
6.	Everett, Jim..... 1988	517	308	3,964	59.6	31	18
8.	Bulger, Marc 2004	485	321	3,964	66.2	21	14
8.	Bulger, Marc 2003	532	336	3,845	63.2	22	22
9.	Bradford, Sam 2012	551	328	3,702	59.5	21	13
10.	Bradford, Sam 2010	590	354	3,512	60.0	18	15



CAREER RECEPTIONS

	Years	No.	Yards	Avg.	Long	TD	
1.	Bruce, Isaac.....	1994-2007	942	14,109	15.0	80t	84
2.	Holt, Torry.....	1999-2008	869	12,660	14.6	85t	74
3.	Ellard, Henry.....	1983-93	593	9,761	16.5	81t	48
4.	Faulk, Marshall (RB).....	1999-2006	470	4,071	8.7	72t	27
5.	Jackson, Steven (RB).....	2004-12	407	3,324	8.2	64t	8
6.	Fears, Tom.....	1948-56	400	5,397	13.4	80t	38
7.	Hirsch, Elroy.....	1949-57	343	6,299	18.4	91t	53
8.	Snow, Jack.....	1965-75	340	6,012	17.7	84t	45
9.	Phillips, Jim.....	1958-64	333	4,953	14.9	93t	27
10.	Benton, Jim.....	1938-40, 42, 44-47	275	4,566	16.6	84t	42

SEASON RECEPTIONS

	Year	No.	Yards	Avg.	Long	TD	
1.	Bruce, Isaac.....	1995	119	1,781	15.0	72	13
2.	Holt, Torry.....	2003	117	1,696	14.5	48	12
3.	Holt, Torry.....	2005	102	1,331	13.0	44	9
4.	Holt, Torry.....	2004	94	1,372	14.6	75t	10
5.	Holt, Torry.....	2007	93	1,189	12.8	40	7
	Holt, Torry.....	2006	93	1,188	12.8	67t	10
7.	Holt, Torry.....	2002	91	1,302	14.3	58	4
8.	Jackson, Steven.....	2006	90	806	9.0	64t	3
9.	Bruce, Isaac.....	2004	89	1,292	14.5	56	6
10.	Bruce, Isaac.....	2000	87	1,471	16.9	78t	9
	Faulk, Marshall (RB).....	1999	87	1,048	12.0	57t	5

CAREER RECEIVING YARDS

	Years	No.	Yards	Avg.	Long	TD	
1.	Bruce, Isaac.....	1994-2007	942	14,109	15.0	80t	84
2.	Holt, Torry.....	1999-2008	869	12,660	14.6	85t	74
3.	Ellard, Henry.....	1983-93	593	9,761	16.6	81t	48
4.	Hirsch, Elroy.....	1949-57	343	6,299	18.4	91t	53
5.	Snow, Jack.....	1965-75	340	6,012	17.7	84t	45
6.	Fears, Tom.....	1948-56	400	5,397	13.4	80t	38
7.	Anderson, Willie.....	1988-94	259	5,246	20.3	78t	26
8.	Phillips, Jim.....	1958-64	333	4,953	14.9	93t	27
9.	Benton, Jim.....	1938-40, 42, 44-47	275	4,566	16.6	84t	42
10.	Faulk, Marshall.....	1999-2006	470	4,071	8.7	72t	27

SEASON RECEIVING YARDS

	Years	No.	Yards	Avg.	Long	TD	
1.	Bruce, Isaac.....	1995	119	1,781	15.0	72	13
2.	Holt, Torry.....	2003	117	1,696	14.5	48	12
3.	Holt, Torry.....	2000	82	1,635	19.9	85t	6
4.	Hirsch, Elroy.....	1951	66	1,495	22.7	91	17
5.	Bruce, Isaac.....	2000	87	1,471	16.9	78t	9
6.	Ellard, Henry.....	1988	86	1,414	16.4	68	10
7.	Ellard, Henry.....	1989	70	1,382	19.7	53	8
8.	Holt, Torry.....	2004	94	1,372	14.6	75t	10
9.	Holt, Torry.....	2001	81	1,363	16.8	51	7
10.	Bruce, Isaac.....	1996	84	1,338	15.9	70	7

CAREER YARDS FROM SCRIMMAGE

	Years	Touches	Yards	RUSHING		RECEIVING	
				Rush	Yards	Rec.	Yards
1.	Bruce, Isaac.....	1994-2007	965	23	150	942	14,109
2.	Jackson, Steven.....	2004-12	2,802	2,395	10,135	407	3,324
3.	Holt, Torry.....	1999-2008	880	11	57	869	12,660
4.	Faulk, Marshall.....	1999-2006	1,917	1,447	6,959	470	4,071
5.	Ellard, Henry.....	1983-93	611	18	55	593	9,761
6.	Dickerson, Eric.....	1983-87	1,648	1,525	7,245	123	912
7.	McCutcheon, Lawrence.....	1972-79	1,619	1,435	6,186	184	1,683
8.	Bass, Dick.....	1960-69	1,432	1,218	5,417	214	1,845
9.	Hirsch, Elroy.....	1949-57	417	74	317	343	6,299
10.	Snow, Jack.....	1965-75	342	2	3	340	6,012



CAREER KICKOFF RETURN AVERAGE (Minimum 75)

	Years	No.	Yards	Avg.	Long	TD	
1.	Cunningham, Benny	2013-16	95	2,575	27.1	102	0
2.	Horne, Tony	1998-00	143	3,577	25.0	103t	4
3.	Arnett, Jon	1957-63	104	2,590	24.9	71t	2
4.	Lewis, Woodley	1950-55	108	2,575	23.8	88t	1
5.	Amendola, Danny	2009-12	118	2,776	23.5	84	0
6.	Brown, Ron	1984-89, 91	169	3,918	23.2	98t	4

SEASON KICKOFF RETURN AVERAGE (Minimum One Per Game)

	Year	No.	Yards	Avg.	Long	TD	
1.	Smith, Verda (Vitamin T.)	1950	22	742	33.7	97	3
2.	Brown, Ron	1985	28	918	32.8	98t	3
3.	Wilson, Tom	1956	15	477	31.8	103t	1
4.	Bass, Dick	1961	23	698	30.3	64	0
5.	Williams, Travis	1971	25	743	29.7	105t	1
	Horne, Tony	1999	30	892	29.7	101t	2

CAREER PUNT RETURN AVERAGE (Minimum 75)

	Years	No.	Yards	Avg.	Long	TD	
1.	Hakim, Az-Zahir	1998-01	112	1,278	11.4	86t	2
2.	Ellard, Henry	1983-93	135	1,527	11.3	83t	4
3.	Smith, Verda (Vitamin T.)	1949-53	75	814	10.9	85t	1
4.	Kennison, Eddie	1996-98	103	1,085	10.5	78t	3
5.	Irvin, LeRoy	1980-89	146	1,451	9.9	84t	4

SEASON PUNT RETURN AVERAGE (Minimum One Per Punt)

	Year	No.	Yards	Avg.	Long	TD	
1.	Lewis, Woodley	1952	19	351	18.5	83t	2
2.	Smith, Verda (Vitamin T.)	1949	27	427	15.8	85t	1
3.	Horvath, Les	1948	13	203	15.6	27	0
4.	Hakim, Az-Zahir	2000	32	489	15.3	86t	1
5.	Hall, Dante	2007	19	286	15.1	85t	1

CAREER ALL-PURPOSE YARDS

	Years	Touches	Yards	Rush	Yards	Rec.	Yards	PR	Yards	KR	Yards	
1.	Bruce, Isaac	1994-2007	965	14,311	23	150	942	14,109	0	52	0	0
2.	Jackson, Steven	2004-12	2,806	13,538	2,395	10,135	407	3,324	0	0	4	79
2.	Holt, Torry	1999-2008	883	12,732	11	57	869	12,660	3	15	0	0
4.	Ellard, Henry	1983-93	765	11,707	18	55	593	9,761	135	1,527	19	364
5.	Faulk, Marshall	1999-2006	1,919	11,048	1,447	6,959	470	4,071	0	0	2	18
6.	Bass, Dick	1960-69	1,510	8,936	1,218	5,417	214	1,845	24	263	54	1,415
7.	Dickerson, Eric	1983-87	1,648	8,157	1,525	7,245	123	912	0	0	0	0
8.	Arnett, Jon	1957-63	1,042	8,036	688	2,852	175	1,911	75	683	104	2,590
9.	McCutcheon, L.	1972-79	1,620	7,875	1,435	6,186	184	1,683	0	0	1	6
10.	Bryant, Cullen	1973-81, 1987	1,080	6,735	802	3,119	142	1,149	71	707	65	1,760

CAREER SCORING

	Years	TD	PAT	FG	2-Pt.	Tot. Pts.	
1.	Wilkins, Jeff	1997-2007	0	428	265	0	1,223
2.	Lansford, Mike	1982-90	0	315	158	0	789
3.	Zuerlein, Greg	2012-present	0	176	144	0	608
4.	Waterfield, Bob	1945-52	13	315	60	0	573
5.	Gossett, Bruce	1964-69	0	211	120	0	571

SEASON SCORING

	Year	TD	PAT	FG	2-Pt.	Tot. Pts.	
1.	Wilkins, Jeff	2003	0	46	39	0	163
2.	Faulk, Marshall (RB)	2000	26	0	0	2	160
3.	Wilkins, Jeff	2006	0	35	32	0	131
4.	Ray, David	1973	0	40	30	0	130
5.	Zuerlein, Greg	2017	0	33	32	0	129



CAREER INTERCEPTIONS

	Years	No.	Yards	Avg.	Long	TD	
1.	Meador, Ed	1959-70	46	547	11.9	38t	5
2.	Cromwell, Nolan	1977-87	37	671	18.1	94	4
3.	Irvin, LeRoy	1980-89	34	654	19.2	81t	5
4.	Lyght, Todd	1991-00	31	359	11.6	57t	4
5.	Lyle, Keith	1994-00	28	336	12.0	68	0
	Perry, Rod	1975-82	28	386	13.8	83t	4
	Williams, Clarence	1965-72	28	428	15.3	65t	2
	Sherman, Will	1954-60	28	515	18.4	95t	3
9.	Elmendorf, Dave	1971-79	27	421	15.6	57t	2
10.	Thomas, Pat.....	1976-82	26	292	11.2	64	1

SEASON INTERCEPTIONS

	Year	No.	Yards	Avg.	Long	TD	
1.	<i>Lane, Dick (Night Train)</i>	1952	*14	298	21.3	80t	2
2.	<i>Lewis, Woodley</i>	1950	12	275	22.9	36	0
3.	Sherman, Will	1955	11	101	9.2	36	0
4.	Jackson, Monte	1976	10	173	17.3	46t	3
5.	McNeil, Ryan.....	1997	9	127	14.1	75t	1
	Lyle, Keith	1996	9	152	16.9	68	0
	<i>Burroughs, Don</i>	1955	9	103	11.4	34	0
	<i>Sims, George</i>	1949	9	78	8.7	27	1

*NFL Record

MOST CAREER PUNTS

	Years	No.	Yards	Avg.	TB	In 20	Long	Blocked
1.	Hekker, Johnny 2012-present	474	22,237	46.9	22	188	78	1
2.	Jones, Donnie.....	2007-2011	449	20,924	46.6	39	133	1
3.	Hatcher, Dale.....	1985-89, 1991	432	17,302	40.1	28	121	2
4.	Landeta, Sean	'93-96, 2003-04	380	16,747	44.2	42	90	0
5.	Van Brocklin, Norm.....	1951-1957	343	14,783	43.1	-	71	1
6.	Studstill, Pat.....	1968-1971	298	11,980	40.2	25	60	0
	Villanueva, Danny.....	1961-1964	296	13,099	44.3	13	68	1

SEASON PUNTING AVERAGE

	Year	No.	Yards	Avg.	TB	In 20	Long	Blocked	
1.	Jones, Donnie.....	2008	82	4,100	50.0	7	20	68	0
2.	Hekker, Johnny	2015	96	4,601	47.9	6	41	68	0
3.	Hekker, Johnny	2016	98	4,680	47.8	1	51	78	0
4.	Jones, Donnie.....	2007	78	3,684	47.2	9	18	80	0
5.	Jones, Donnie.....	2009	90	4,212	46.8	10	34	63	0
6.	Hekker, Johnny	2014	80	3,721	46.5	5	33	61	1
7.	Hekker, Johnny	2013	78	3,609	46.3	4	19	64	0
8.	Hekker, Johnny	2012	82	3,756	45.8	4	22	68	0
9.	Villanueva, Danny.....	1962	87	3,960	45.5	7	-	65	1
	Jones, Donnie.....	2010	94	4,276	45.5	4	32	63	0
20.	Turk, Matt	2006	69	3,132	45.4	7	26	74	1
	Villanueva, Danny.....	1963	81	3,678	45.4	0	-	68	0



RAMS YEAR-BY-YEAR LEADERS



PASSING

Year	Player	Att.	Cmp.	Yards	Pct.	TD	Int.	Long	Sk/Yds	Rating	
1937	Snyder, Bob	66	25	378	37.9	1	14			23.0	
1938	Snyder, Bob	87	36	631	41.4	0	9			27.2	
1939	Hall, Parker	208	106	1,227	51.0	9	13			57.5	
1940	Hall, Parker	183	77	1,108	42.1	1	16			27.8	
1941	Hall, Parker	190	84	863	44.2	7	19	39		30.5	
1942	Hall, Parker	140	62	815	44.3	7	19	59		40.3	
1943	Suspended Play/W.W. II										
1944	Reisz, Albie	113	49	777	43.4	8	10	70		53.6	
1945	Waterfield, Bob	171	88	1,609	51.4	14	16	84		72.5	
1946	Waterfield, Bob	256	128	1,772	50.0	17	18	57		65.9	
1947	Waterfield, Bob	221	96	1,210	43.4	8	18	45		39.2	
1948	Hardy, Jim	211	112	1,390	50.7	14	7	69t		82.1	
1949	Waterfield, Bob	296	154	2,168	52.0	17	24	71t		61.3	
1950	Van Brocklin, Norm	233	127	2,061	54.5	18	14	58		85.1	
1951	Waterfield, Bob	176	88	1,566	50.0	13	10	91t		81.8	
1952	Van Brocklin, Norm	205	113	1,736	55.1	14	17	84t		71.5	
1953	Van Brocklin, Norm	286	156	2,393	54.5	19	14	70t		84.1	
1954	Van Brocklin, Norm	260	139	2,637	53.5	13	21	80t		71.9	
1955	Van Brocklin, Norm	272	144	1,890	52.9	8	15	74t		62.0	
1956	Wade, Bill	178	91	1,461	51.1	10	13	76t		67.2	
1957	Van Brocklin, Norm	265	132	2,105	49.8	20	21	81t		68.8	
1958	Wade, Bill	341	181	2,875	53.1	18	22	93t		72.2	
1959	Wade, Bill	261	153	2,001	58.6	12	17	72t		71.1	
1960	Wade, Bill	182	106	1,294	58.2	12	11	63		77.0	
1961	Bratkowski, Zeke	230	124	1,547	53.9	8	13	84t		63.1	
1962	Bratkowski, Zeke	219	110	1,541	50.2	9	16	80t		56.5	
1963	Gabriel, Roman	281	130	1,947	46.3	8	11	77t	44/337	62.7	
1964	Munson, Bill	223	108	1,533	48.4	9	15	95t	23/183	56.5	
1965	Gabriel, Roman	173	83	1,321	48.0	11	5	60t	14/97	83.0	
1966	Gabriel, Roman	397	217	2,540	54.7	10	16	84t	48/319	65.9	
1967	Gabriel, Roman	371	196	2,779	52.8	25	13	80t	24/201	85.7	
1968	Gabriel, Roman	366	184	2,364	50.3	19	16	60t	27/296	70.0	
1969	Gabriel, Roman	399	217	2,549	54.4	24	7	93t	14/182	86.8	
1970	Gabriel, Roman	407	211	2,552	52.0	16	12	71	20/134	72.2	
1971	Gabriel, Roman	352	180	2,238	51.1	17	10	68	25/200	75.5	
1972	Gabriel, Roman	323	165	2,027	51.1	12	15	57	12/102	63.8	
1973	Hadl, John	258	135	2,008	52.3	22	11	69	17/126	88.8	
1974	Harris, James	198	106	1,544	53.5	11	6	50	12/101	85.3	
1975	Harris, James	285	157	2,148	55.1	14	15	54	21/180	73.8	
1976	Harris, James	158	91	1,460	57.6	8	6	80	14/151	89.8	
1977	Haden, Pat	216	122	1,551	56.5	11	6	58	17/151	84.4	
1978	Haden, Pat	444	229	2,995	51.6	13	19	68t	32/216	65.0	
1979	Haden, Pat	290	163	1,854	56.2	11	14	50	21/178	68.2	
1980	Ferragamo, Vince	404	240	3,199	59.4	30	19	74t	23/191	89.7	
1981	Haden, Pat	267	138	1,815	51.7	9	13	64	28/227	64.4	
1982	Ferragamo, Vince	209	118	1,609	56.5	9	9	85t	7/65	77.7	
1983	Ferragamo, Vince	464	274	3,276	59.1	22	23	61t	21/178	75.5	
1984	Kemp, Jeff	284	143	2,021	50.4	13	7	63t	24/190	78.7	
1985	Brock, Dieter	365	218	2,658	59.7	16	13	64t	51/351	81.8	
1986	Everett, Jim	147	73	1,018	49.7	8	8	60t	8/50	67.8	
1987	Everett, Jim	302	162	2,064	53.6	10	13	81t	17/139	68.4	
1988	Everett, Jim	517	308	3,964	59.6	31	18	69t	28/197	89.2	
1989	Everett, Jim	518	304	4,310	58.7	29	17	78t	29/214	90.6	
1990	Everett, Jim	554	307	3,989	55.4	23	17	55t	30/198	79.3	
1991	Everett, Jim	490	277	3,438	56.5	11	20	78	30/200	68.9	
1992	Everett, Jim	475	281	3,323	59.2	22	18	67t	26/204	80.1	
1993	Everett, Jim	274	135	1,652	49.3	8	12	60t	18/125	59.7	
1994	Miller, Chris	317	173	2,104	54.6	16	14	54	28/193	73.6	
1995	Miller, Chris	405	232	2,623	57.3	18	15	72	31/244	76.2	
1996	Banks, Tony	368	192	2,544	52.2	15	15	77t	48/306	71.0	
1997	Banks, Tony	487	252	3,254	51.7	14	13	76	43/317	71.5	
1998	Banks, Tony	408	241	2,535	59.1	7	14	80t	41/237	68.6	
1999	Warner, Kurt	499	325	4,353	65.1	41	13	75t	29/201	109.2	
2000	Green, Trent	240	145	2,063	60.4	16	5	64	24/145	101.8	
2001	Warner, Kurt	546	375	4,830	68.7	36	22	65t	38/233	101.4	
2002	Bulger, Marc	214	138	1,826	64.5	14	6	58	12/102	101.5	
2003	Bulger, Marc	532	336	3,845	63.2	22	22	48	37/288	81.4	
2004	Bulger, Marc	485	321	3,964	66.2	21	14	56	41/302	93.7	
2005	Bulger, Marc	287	192	2,297	66.9	14	9	57t	26/192	94.4	
2006	Bulger, Marc	588	370	4,301	63.0	24	8	67t	49/366	92.9	



Year	Player	Att.	Cmp.	Yards	Pct.	TD	Int.	Long	Sk/Yds	Rating
2007	Bulger, Marc	378	221	2,392	58.5	11	15	40	37/269	70.3
2008	Bulger, Marc	440	251	2,720	57.0	11	13	80t	38/263	71.4
2009	Bulger, Marc	247	140	1,469	56.7	5	6	50	14/85	70.7
2010	Bradford, Sam	590	354	3,512	60.0	18	15	49	34/244	76.5
2011	Bradford, Sam	357	191	2,614	53.5	6	6	68	36/248	70.5
2012	Bradford, Sam	328	551	3,702	59.5	21	13	80t	35/233	82.5
2013	Bradford, Sam	159	262	1,678	60.7	14	4	73	15/97	90.9
2014	Davis, Austin	180	284	2,001	63.4	12	9	59t	29/179	85.1
2015	Foles, Nick	190	337	2,052	56.4	7	10	68	14/98	69.0
2016	Keenum, Case	196	322	2,201	60.9	9	11	65t	23/140	76.4

RUSHING

Year	Player	Att.	Yards	Avg.	Long	TD
1937	Drake, Johnny (Zero)	98	333	3.4		3
1938	Davis, Corbett	71	202	2.8		3
1939	Hall, Parker	120	458	3.8		2
1940	Drake, Johnny (Zero)	130	480	3.6		9
1941	Drake, Johnny (Zero)	101	246	2.4	15	2
1942	Magnani, Dante	59	344	5.8	71	2
1943	Suspended Play/W.W. II					
1944	West, Pat	66	220	3.3	31	0
1945	Gehrke, Fred	74	467	6.3	72	7
1946	Gehrke, Fred	71	371	5.2	53	3
1947	Washington, Kenny	60	444	7.4	92t	5
1948	Hoerner, Dick	76	354	4.7	23	4
1949	Hoerner, Dick	155	582	3.7	37	6
1950	Davis, Glenn	88	416	4.7	55	3
1951	Towler, Dan	126	854	6.8	79t	6
1952	Towler, Dan	156	894	5.7	44t	10
1953	Towler, Dan	152	879	5.8	73t	7
1954	Younger, Paul (Tank)	91	610	6.7	75t	8
1955	Waller, Ron	151	716	4.7	55t	7
1956	Waller, Ron	83	543	6.5	46	1
1957	Wilson, Tom	127	616	4.9	46	3
1958	Arnett, Jon	133	683	5.1	57	6
1959	Matson, Ollie	161	863	5.4	50	6
1960	Arnett, Jon	104	436	4.2	31	2
1961	Arnett, Jon	158	609	3.9	26	4
1962	Bass, Dick	196	1,033	5.3	57	6
1963	Bass, Dick	143	577	3.6	51	5
1964	Wilson, Ben	159	553	3.5	27	5
1965	Bass, Dick	121	549	4.5	44t	2
1966	Bass, Dick	248	1,090	4.4	50	8
1967	Josephson, Les	178	800	4.5	27	4
1968	Ellison, Willie	151	616	4.1	52t	5
1969	Smith, Larry	166	599	3.6	46	1
1970	Josephson, Les	150	640	4.3	23	5
1971	Ellison, Willie	211	1,000	4.7	80t	4
1972	Ellison, Willie	170	764	4.5	37	5
1973	McCutcheon, Lawrence	210	1,097	5.2	37	2
1974	McCutcheon, Lawrence	236	1,109	4.7	23	3
1975	McCutcheon, Lawrence	213	911	4.3	43	2
1976	McCutcheon, Lawrence	291	1,168	4.0	40	9
1977	McCutcheon, Lawrence	294	1,238	4.2	48	7
1978	Bryant, Cullen	178	658	3.7	26	7
1979	Tyler, Wendell	218	1,109	5.1	63t	9
1980	Bryant, Cullen	183	807	4.4	20	3
1981	Tyler, Wendell	260	1,074	4.1	69t	12
1982	Tyler, Wendell	137	564	4.1	54	9
1983	Dickerson, Eric	390	1,808	4.6	85t	18
1984	Dickerson, Eric	379	2,105	5.6	66	14
1985	Dickerson, Eric	292	1,234	4.2	43	12
1986	Dickerson, Eric	404	1,821	4.5	42t	11
1987	White, Charles	324	1,374	4.2	58	11
1988	Bell, Greg	288	1,212	4.2	44	16
1989	Bell, Greg	272	1,137	4.2	47	15
1990	Gary, Cleveland	204	808	4.0	48	14
1991	Delpino, Robert	214	688	3.2	36	9
1992	Gary, Cleveland	279	1,125	4.0	63	7
1993	Bettis, Jerome	294	1,429	4.9	71t	7
1994	Bettis, Jerome	319	1,025	3.2	19	3
1995	Bettis, Jerome	183	637	3.5	41	3
1996	Phillips, Lawrence	193	632	3.3	38	4
1997	Phillips, Lawrence	183	633	3.5	28	8
1998	Henley, June	88	313	3.6	22	3
1999	Faulk, Marshall	253	1,381	5.5	58	7
2000	Faulk, Marshall	253	1,359	5.4	36	18
2001	Faulk, Marshall	260	1,382	5.3	71t	12



Year	Player	Att.	Yards	Avg.	Long	TD
2002	Faulk, Marshall.....	212	953	4.5	44	8
2003	Faulk, Marshall.....	209	818	3.9	52	10
2004	Faulk, Marshall.....	195	774	4.0	40	3
2005	Jackson, Steven.....	254	1,046	4.1	51	8
2006	Jackson, Steven.....	346	1,528	4.4	59t	13
2007	Jackson, Steven.....	237	1,002	4.2	54	5
2008	Jackson, Steven.....	253	1,042	4.1	56t	7
2009	Jackson, Steven.....	324	1,416	4.4	58	4
2010	Jackson, Steven.....	330	1,241	3.8	42t	6
2011	Jackson, Steven.....	260	1,145	4.4	47t	5
2012	Jackson, Steven.....	257	1,042	4.1	46	4
2013	Stacy, Zac.....	250	973	3.9	40t	7
2014	Mason, Tre.....	179	765	4.3	89t	4
2015	Gurley, Todd.....	229	1,106	4.8	71t	10
2016	Gurley, Todd.....	278	885	3.2	24t	6

RECEIVING

Year	Player	No.	Yards	Avg.	Long	TD
1937	Busich, Sam	13	136	10.5		0
1938	Benton, Jim	21	418	19.9		5
1939	Spadacinni, Vic	32	292	9.1		1
1940	Benton, Jim	22	351	16.0		3
1941	Hickey, Howard (Red)	21	294	14.0	39	4
1942	Magnani, Dante.....	24	276	11.5	67	4
1943	Suspended Play/W.W. II					
1944	Benton, Jim	39	505	12.9	36	6
1945	Benton, Jim	45	1,067	23.7	84	8
1946	Benton, Jim	63	993	15.8	57	6
1947	Benton, Jim	35	511	14.6	43	6
1948	Fears, Tom.....	51	698	13.7	80	4
1949	Fears, Tom.....	77	1,013	13.2	51t	9
1950	Fears, Tom.....	84	1,116	13.3	53	7
1951	Hirsch, Elroy	66	1,495	22.7	91	17
1952	Fears, Tom.....	48	600	12.5	36	6
1953	Hirsch, Elroy	61	941	15.4	70	4
1954	Boyd, Bob	53	1,212	22.9	80	6
1955	Fears, Tom.....	44	569	12.9	31	2
1956	Clarke, Leon	36	650	18.1	60	4
1957	Hirsch, Elroy	32	477	14.9	45	6
1958	Shofner, Del	51	1,097	21.5	92	8
1959	Shofner, Del	47	936	19.9	72	7
1960	Phillips, Jim	52	883	17.0	61t	8
1961	Phillips, Jim	78	1,092	14.0	69t	5
1962	Phillips, Jim	60	875	14.6	65t	5
1963	Phillips, Jim	54	793	14.7	52	1
1964	McKeever, Marlin (TE)	41	582	14.2	46	1
1965	McDonald, Tom	67	1,036	15.5	51	9
1966	Moore, Tom (RB).....	60	433	7.2	30t	3
1967	Casey, Bernie	53	871	16.4	57t	8
1968	Truax, Billy (TE).....	35	417	11.9	22	3
1969	Snow, Jack	49	734	15.0	74t	6
1970	Snow, Jack.....	51	859	16.8	71	7
1971	Rentzel, Lance	38	534	14.1	41	5
1972	Snow, Jack.....	30	590	19.7	57	4
1973	Jackson, Harold	40	874	21.9	69	13
1974	McCutcheon, Lawrence (RB).....	39	408	10.5	50	2
1975	Jackson, Harold	43	786	18.3	54	7
1976	Jackson, Harold	39	751	19.3	65	5
1977	Jackson, Harold	48	666	13.9	58	6
1978	Miller, Willie	50	767	15.3	52	5
1979	Dennard, Preston	43	766	17.8	50	4
1980	Bryant, Cullen (RB).....	53	386	7.3	25	3
1981	Dennard, Preston	49	821	16.8	64	4
1982	Tyler, Wendell (RB).....	38	375	9.9	40	4
1983	Barber, Mike (TE).....	55	657	11.9	42t	3
1984	Ellard, Henry	34	622	18.3	63t	6
1985	Ellard, Henry	54	811	15.0	64t	5
1986	Ellard, Henry	34	447	13.1	34	4
1987	Ellard, Henry	51	799	15.7	81t	3
1988	Ellard, Henry	86	1,414	16.4	68	10
1989	Ellard, Henry	70	1,382	19.7	53	8
1990	Ellard, Henry	76	1,294	17.0	50t	4
1991	Ellard, Henry	64	1,052	16.4	38	3
1992	Gary, Cleveland (RB).....	52	293	5.6	22	3
1993	Ellard, Henry	61	945	15.5	54	2
1994	Bailey, Johnny (RB).....	58	516	8.9	28	7
1995	Bruce, Isaac.....	119	1,781	15.0	72	13
1996	Bruce, Isaac.....	84	1,338	15.9	70	7



Year	Player	No.	Yards	Avg.	Long	TD
1997	Lee, Amp (RB)	61	825	13.5	62	3
1998	Lee, Amp (RB)	64	667	10.4	44	2
1999	Faulk, Marshall (RB)	87	1,048	12.0	57t	5
2000	Bruce, Isaac	87	1,471	16.9	78t	9
2001	Faulk, Marshall (RB)	83	765	9.2	65t	9
2002	Holt, Torry	91	1,302	14.3	58	4
2003	Holt, Torry	117	1,696	14.5	48	12
2004	Holt, Torry	94	1,372	14.6	75t	10
2005	Holt, Torry	102	1,331	13.0	44	9
2006	Holt, Torry	93	1,188	12.8	67t	10
2007	Holt, Torry	93	1,189	12.8	40	7
2008	Holt, Torry	64	796	12.4	45t	3
2009	Avery, Donnie	47	589	12.5	50	5
2010	Amendola, Danny	85	689	8.1	36	3
2011	Lloyd, Brandon	51	683	13.4	37	5
2012	Givens, Chris	42	698	16.6	65	3
2013	Cook, Jared (TE)	51	671	13.2	47	5
2014	Cook, Jared (TE)	52	634	12.2	59t	3
2015	Austin, Tavon	52	473	9.1	66t	5
2016	Britt, Kenny	68	1,002	14.7	66	5

PUNTING

Year	Player	No.	Yards	Avg.	TB	In 20	Long	Blocks
1939	Hall, Parker	58		41.0			80	
1940	Hall, Parker	57		43.0			75	
1941	Hall, Parker	49		40.1			67	
1942	Jacobs, Jack	33		42.3			66	
1943	Suspended Play/W.W. II							
1944	Reisz, Albie	25		40.1			66	0
1945	Waterfield, Bob	39		40.7			68	0
1946	Waterfield, Bob	39	1,743	44.6			65	0
1947	Waterfield, Bob	59	2,500	42.4			86	1
1948	Waterfield, Bob	43	1,833	42.6			88	0
1949	Waterfield, Bob	49	2,177	44.4			61	1
1950	Waterfield, Bob	52	2,087	40.1			61	2
1951	Van Brocklin, Norm	48	1,992	41.5			62	1
1952	Van Brocklin, Norm	29	1,250	43.1			66	0
1953	Van Brocklin, Norm	60	2,529	42.2			57	0
1954	Van Brocklin, Norm	44	1,874	42.6			61	0
1955	Van Brocklin, Norm	60	2,676	44.6			61	0
1956	Van Brocklin, Norm	48	2,070	43.1			72	0
1957	Van Brocklin, Norm	54	2,392	44.3			71	0
1958	Shofner, Del	49	2,018	41.2			62	0
1959	Shofner, Del	48	2,004	41.8			66	1
1960	Shofner, Del	54	2,301	42.6			63	1
1961	Villanueva, Danny	46	1,845	40.1	1		53	0
1962	Villanueva, Danny	87	3,960	45.5	7		65	1
1963	Villanueva, Danny	81	3,678	45.4	0		68	0
1964	Villanueva, Danny	82	3,616	44.1	5		58	0
1965	Lothridge, Billy	42	1,619	38.5	3		55	1
1966	Kilgore, Jon	71	3,037	42.8	4		58	0
1967	Kilgore, Jon	68	2,872	42.2	6		68	2
1968	Studstill, Pat	81	3,207	39.6	4		58	0
1969	Studstill, Pat	80	3,259	40.7	9		60	0
1970	Studstill, Pat	67	2,618	39.1	6		53	0
1971	Studstill, Pat	70	2,896	41.4	6		60	0
1972	Chapple, Dave	53	2,344	44.2	3		70	0
1973	Chapple, Dave	51	2,079	40.8	6		65	1
1974	Burke, Mike	46	1,701	37.0	4		51	0
1975	Carrell, Duane	73	2,874	39.4	9		57	0
1976	Jackson, Rusty	77	3,006	39.0	6	16	61	0
1977	Walker, Glen	73	2,568	35.2	8	11	56	0
1978	Walker, Glen	83	3,069	37.0	5	26	61	2
1979	Clark, Ken	93	3,731	40.1	7	17	60	2
1980	Corral, Frank	76	3,004	39.5	5	15	65	1
1981	Corral, Frank	89	3,735	42.0	3	19	67	0
1982	Misko, John	45	1,961	43.6	2	10	59	1
1983	Misko, John	82	3,301	40.3	12	18	67	0
1984	Misko, John	74	2,866	38.7	9	21	58	0
1985	Hatcher, Dale	87	3,761	43.2	6	32	67	1
1986	Hatcher, Dale	97	3,740	38.6	5	26	57	0
1987	Hatcher, Dale	76	3,140	41.3	4	19	62	0
1988	Hatcher, Dale	36	1,424	39.6	1	13	54	0
1989	Hatcher, Dale	73	2,834	38.8	7	15	54	1
1990	English, Keith	68	2,663	39.2	2	8	58	1
1991	Hatcher, Dale	63	2,403	38.1	5	16	52	0



Year	Player	No.	Yards	Avg.	TB	In 20	Long	Blocks
1992	Bracken, Don	76	3,122	41.1	4	20	59	0
1993	Landeta, Sean	42	1,825	43.5	7	7	66	0
1994	Landeta, Sean	78	3,494	44.8	9	23	62	0
1995	Landeta, Sean	83	3,679	44.3	12	23	63	0
1996	Landeta, Sean	78	3,491	44.8	9	23	70	0
1997	Horan, Mike	53	2,272	42.9	4	10	60	0
1998	Tuten, Rick	95	4,202	44.2	10	16	64	0
1999	Tuten, Rick	32	1,359	42.5	7	9	70	0
2000	Baker, John	43	1,736	40.4	5	13	59	1
2001	Baker, John	43	1,809	42.1	7	9	58	0
2002	Berger, Mitch	72	3,020	41.9	10	26	64	0
2003	Landeta, Sean	59	2,525	42.8	5	14	57	0
2004	Landeta, Sean	40	1,733	43.3	3	9	63	0
2005	Barker, Bryan	50	2,137	42.7	4	13	63	0
2006	Turk, Matt	69	3,132	45.4	7	26	74	1
2007	Jones, Donnie	78	3,684	47.2	9	18	80	0
2008	Jones, Donnie	82	4,100	50.0	7	20	68	0
2009	Jones, Donnie	90	4,212	46.8	10	34	63	0
2010	Jones, Donnie	94	4,276	45.5	4	20	63	0
2011	Jones, Donnie	105	4,652	44.3	9	29	65	1
2012	Hekker, Johnny	82	3,756	45.8	4	22	68	0
2013	Hekker, Johnny	78	3,609	46.3	4	19	64	0
2014	Hekker, Johnny	80	3,721	46.5	5	33	61	1
2015	Hekker, Johnny	96	4,601	47.8	5	41	68	0
2016	Hekker, Johnny	98	4,680	47.6	1	51	78	0

FIELD GOALS

Year	Player	Att.	Made	Pct.	Long
1937	Snyder, Bob	1	1	1.000	30
1938	Peterson, Nelson	2	2	1.000	18
1939	Davis, Corby	2	1	.500	27
1940	Adams, Chet	5	1	.200	29
1941	Adams, Chet	2	1	.500	40
1942	Adams, Chet	6	3	.500	46
1943	Suspended Play/W.W. II				
1944	Zontini, Louis	6	3	.500	39
1945	Waterfield, Bob	3	1	.333	28
1946	Waterfield, Bob	11	6	.545	37
1947	Waterfield, Bob	16	7	.437	45
1948	Waterfield, Bob	11	6	.545	47
1949	Waterfield, Bob	17	9	.529	42
1950	Waterfield, Bob	14	7	.500	46
1951	Waterfield, Bob	23	13	.565	47
1952	Waterfield, Bob	19	11	.579	45
1953	Agajanian, Ben	23	10	.434	47
1954	Agajanian, Ben	25	13	.520	41
1955	Richter, Les	15	10	.667	41
1956	Richter, Les	15	8	.533	32
1957	Cothren, Paige	19	11	.579	44
1958	Cothren, Paige	25	14	.560	43
1959	Michaels, Lou	17	8	.470	40
1960	Villanueva, Danny	19	12	.631	36
1961	Villanueva, Danny	27	13	.481	38
1962	Villanueva, Danny	20	10	.500	51
1963	Villanueva, Danny	17	9	.529	47
1964	Gossett, Bruce	24	18	.750	44
1965	Gossett, Bruce	26	15	.577	49
1966	Gossett, Bruce	49	28	.571	48
1967	Gossett, Bruce	43	20	.465	47
1968	Gossett, Bruce	31	17	.548	37
1969	Gossett, Bruce	34	22	.647	44
1970	Ray, David	29	45	.644	46
1971	Ray, David	29	18	.620	49
1972	Ray, David	41	24	.585	45
1973	Ray, David	47	30	.638	49
1974	Ray, David	31	25	.806	48
1975	Dempsey, Tom	26	21	.808	51
1976	Dempsey, Tom	26	17	.654	49
1977	Septien, Rafael	30	18	.600	45
1978	Corral, Frank	43	29	.674	48
1979	Corral, Frank	25	13	.520	49
1980	Corral, Frank	30	16	.533	47
1981	Corral, Frank	26	17	.654	44
1982	Lansford, Mike	15	9	.600	39
1983	Nelson, Chuck	11	5	.455	41
1984	Lansford, Mike	33	25	.758	50



Year	Player	Att.	Made	Pct.	Long
1985	Lansford, Mike	29	22	.759	52
1986	Lansford, Mike	24	17	.708	50
1987	Lansford, Mike	21	17	.810	48
1988	Lansford, Mike	32	24	.750	49
1989	Lansford, Mike	30	23	.767	48
1990	Lansford, Mike	24	15	.625	46
1991	Zendejas, Tony	17	17	1.000	50
1992	Zendejas, Tony	20	15	.750	49
1993	Zendejas, Tony	23	16	.696	54
1994	Zendejas, Tony	23	18	.783	47
1995	Biasucci, Dean	12	9	.750	51
1996	Lohmiller, Chip	25	21	.840	50
1997	Wilkins, Jeff	37	25	.675	52
1998	Wilkins, Jeff	26	20	.769	57
1999	Wilkins, Jeff	28	20	.714	51
2000	Wilkins, Jeff	17	17	1.000	51
2001	Wilkins, Jeff	29	23	.793	54
2002	Wilkins, Jeff	25	19	.760	47
2003	Wilkins, Jeff	42	39	.929	53
2004	Wilkins, Jeff	24	19	.792	53
2005	Wilkins, Jeff	31	27	.871	53
2006	Wilkins, Jeff	37	32	.864	53
2007	Wilkins, Jeff	32	24	.750	53
2008	Brown, Josh	36	31	.861	54
2009	Brown, Josh	24	19	.792	54
2010	Brown, Josh	39	33	.846	53
2011	Brown, Josh	28	21	.750	49
2012	Zuerlein, Greg	31	23	.741	60
2013	Zuerlein, Greg	28	26	.929	50
2014	Zuerlein, Greg	30	24	.800	56
2015	Zuerlein, Greg	30	20	.667	61
2016	Zuerlein, Greg	22	19	.864	54

SCORING

Year	Player	TDR	TDP	TDRT	PAT	FG	TP
1937	Drake, Johnny (Zero)	3	2	0	0-0	0-0	30
1938	Benton, Jim	1	5	0	0-0	0-0	36
1939	Drake, Johnny (Zero)	9	0	0	0-0	0-0	54
1940	Drake, Johnny (Zero)	9	0	0	2-2	0-0	56
1941	Hickey, Howard (Red)	0	4	0	0-0	0-0	24
1942	Magnani, Dante	2	3	0	0-0	0-0	30
1943	Suspended Play/W.W. II						
1944	Zontini, Lou	3	1	0	14-16	3-6	47
1945	Waterfield, Bob	5	0	0	31-34	1-3	64
1946	Waterfield, Bob	1	0	0	37-37	6-11	61
1947	Waterfield, Bob	1	0	0	27-30	7-16	54
1948	Waterfield, Bob	0	0	0	38-44	6-11	56
1949	Waterfield, Bob	1	0	0	43-46	9-17	77
1950	Waterfield, Bob	1	0	0	54-58	7-14	91
1951	Hirsch, Elroy (WR-RB)	0	17	0	0-0	0-0	102
1952	Waterfield, Bob	1	0	0	44-45	11-19	83
1953	Agajanian, Ben	0	0	0	36-37	10-23	66
1954	Towler, Dan (RB)	11	0	0	0-0	0-0	66
1955	Richter, Les	0	0	0	30-31	13-22	69
1956	Richter, Les	0	0	0	36-38	8-15	60
1957	Cothren, Paige	0	0	0	38-39	11-19	71
1958	Cothren, Paige	0	0	0	42-43	14-25	84
1959	Shofner, Del (WR)	0	7	0	0-0	0-0	42
1960	Villanueva, Danny	0	0	0	28-28	12-19	64
1961	Villanueva, Danny	0	0	0	32-32	13-27	71
1962	Villanueva, Danny	0	0	0	26-27	10-20	56
1963	Villanueva, Danny	0	0	0	25-26	9-17	52
1964	Gossett, Bruce	0	0	0	31-32	18-24	85
1965	Gossett, Bruce	0	0	0	30-32	15-26	75
1966	Gossett, Bruce	0	0	0	29-29	28-49	113
1967	Gossett, Bruce	0	0	0	48-48	20-43	108
1968	Gossett, Bruce	0	0	0	37-37	17-31	88
1969	Gossett, Bruce	0	0	0	36-36	22-34	102
1970	Ray, David	0	0	0	34-34	29-45	121
1971	Ray, David	0	0	0	37-37	18-29	91
1972	Ray, David	0	0	0	31-31	24-41	103
1973	Ray, David	0	0	0	40-42	30-47	130
1974	Ray, David	0	0	0	25-31	9-16	52
1975	Dempsey, Tom	0	0	0	31-36	21-26	94
1976	Dempsey, Tom	0	0	0	36-44	17-26	87
1977	Septien, Rafael	0	0	0	32-35	18-30	86
1978	Corral, Frank	0	0	0	31-33	29-43	118



Year	Player	TDR	TDP	TDRT	PAT	FG	TP
1979	Corral, Frank	0	0	0	36-39	13-25	75
1980	Corral, Frank	0	0	0	51-52	16-30	99
1981	Tyler, Wendell (RB)	12	5	0	0-0	0-0	102
1982	Tyler, Wendell (RB)	9	4	0	0-0	0-0	78
1983	Dickerson, Eric (RB)	18	2	0	0-0	0-0	120
1984	Lansford, Mike	0	0	0	37-38	25-33	112
1985	Lansford, Mike	0	0	0	38-39	22-29	104
1986	Lansford, Mike	0	0	0	34-35	17-24	85
1987	Lansford, Mike	0	0	0	36-38	17-21	87
1988	Lansford, Mike	0	0	0	45-48	24-32	117
1989	Lansford, Mike	0	0	0	51-51	23-30	120
1990	Gary, Cleveland (RB)	14	1	0	0-0	0-0	90
1991	Zendejas, Tony	0	0	0	25-26	17-17	76
1992	Zendejas, Tony	0	0	0	38-38	15-20	83
1993	Zendejas, Tony	0	0	0	23-25	16-23	71
1994	Zendejas, Tony	0	0	0	28-28	18-23	82
1995	Bruce, Isaac (WR)	0	13	0	1*	0-0	80
1996	Lohmiller, Chip	0	0	0	28-29	21-25	91
1997	Wilkins, Jeff	0	0	0	32-32	25-37	107
1998	Wilkins, Jeff	0	0	0	25-26	20-26	85
1999	Wilkins, Jeff	0	0	0	64-64	20-28	124
2000	Faulk, Marshall (RB)	26	0	0	2*	0-0	160
2001	Faulk, Marshall (RB)	21	0	0	1*	0-0	128
2002	Wilkins, Jeff	0	0	0	37-37	19-25	94
2003	Wilkins, Jeff	0	0	0	46-46	39-42	163
2004	Wilkins, Jeff	0	0	0	32-32	19-24	89
2005	Wilkins, Jeff	0	0	0	36-36	27-31	117
2006	Wilkins, Jeff	0	0	0	36-36	32-37	131
2007	Wilkins, Jeff	0	0	0	25-25	24-32	97
2008	Brown, Josh	0	0	0	19-19	31-36	112
2009	Brown, Josh	0	0	0	16-16	19-24	73
2010	Brown, Josh	0	0	0	26-27	33-39	125
2011	Brown, Josh	0	0	0	18-18	21-28	81
2012	Zuerlein, Greg	0	0	0	26-26	23-31	95
2013	Zuerlein, Greg	0	0	0	34-34	26-28	112
2014	Zuerlein, Greg	0	0	0	34-35	24-30	106
2015	Zuerlein, Greg	0	0	0	26-28	20-30	86
2016	Zuerlein, Greg	0	0	0	23-23	19-22	80

*2-point Conversion

KICKOFF RETURNS

Year	Player	No.	Yards	Avg.	Long	TD
1942	Magnani, Dante	11	250	22.7	37	0
1943	Suspended Play/W.W. II					
1944	Reisz, Al	12	285	23.7	44	0
1945	Gehrke, Fred	9	173	19.2	30	0
1946	Gehrke, Fred	8	186	23.2	28	0
1947	Harmon, Tom	9	208	23.1	34	0
1948	Gehrke, Fred	17	464	27.3	92t	1
1949	Kalmanir, Tom	18	403	22.4	57	0
1950	Smith, Verda (Vitamin T.)	22	742	33.7	97t	3
1951	Davis, Glenn	9	179	19.9	33	0
1952	Quinlan, Skeet	17	440	25.9	56	0
1953	Lewis, Woodley	32	830	25.9	69	0
1954	Lewis, Woodley	34	836	24.6	88t	1
1955	Waller, Ron	17	461	27.1	39	0
1956	Wilson, Tom	15	477	31.8	103t	1
1957	Arnett, Jon	18	504	28.0	98t	1
1958	Arnett, Jon	16	331	20.7	32	0
1959	Matson, Ollie	16	367	22.9	48	0
1960	Arnett, Jon	17	416	24.5	43	0
1961	Bass, Dick	23	698	30.3	64	0
1962	Atkins, Pervis	28	676	24.1	41	0
1963	Shannon, Carver	28	823	29.4	99t	1
1964	Shannon, Carver	18	442	24.6	40	0
1965	Smith, Bob	17	451	26.9	56	0
1966	Williams, Clarence	15	420	28.0	81	0
1967	Ellison, Willie	13	340	26.2	58	0
1968	Smith, Ron	26	718	27.6	94t	1
1969	Smith, Ron	27	585	21.6	37	0
1970	Haymond, Alvin	35	1,022	29.2	98t	1
1971	Williams, Travis	25	743	29.7	105t	1
1972	Ellison, Willie	14	345	24.6	32	0
1973	Bryant, Cullen	13	369	28.4	93	1
1974	Bryant, Cullen	23	617	26.8	84	1



Year	Player	No.	Yards	Avg.	Long	TD
1975	McGee, Willie	17	404	23.8	46	0
1976	Bryant, Cullen	16	459	28.7	90	1
1977	<i>Tyler, Wendell</i>	24	523	21.8	27	0
1978	Latin, Jerry	22	467	21.2	41	0
1979	<i>Hill, Drew</i>	40	803	20.1	39	0
1980	Hill, Drew	43	880	20.5	98t	1
1981	Hill, Drew	60	1,170	19.5	50	0
1982	<i>Redden, Barry</i>	22	502	22.8	85	0
1983	Redden, Barry	18	358	18.8	43	0
1984	Redden, Barry	23	530	23.0	40	0
1985	Brown, Ron	28	918	32.8	98t	3
1986	Brown, Ron	36	794	22.1	55	0
1987	Brown, Ron	27	581	21.5	95t	1
1988	Brown, Ron	19	401	21.1	73	0
1989	Brown, Ron	47	968	20.6	74	0
1990	Green, Gaston	25	560	22.4	99t	1
1991	Turner, Vernon	24	457	19.0	36	0
1992	Turner, Vernon	29	569	19.6	35	0
1993	<i>Boykin, Deral</i>	13	216	16.6	35	0
1994	Lang, David	27	626	23.2	57	0
1995	Thomas, J.T.	32	752	23.5	46	0
1996	Thomas, J.T.	30	643	21.4	43	0
1997	<i>Thompson, David</i>	49	1,110	22.7	56	0
1998	Horne, Tony	56	1,306	23.3	102t	1
1999	Horne, Tony	30	892	29.7	101t	2
2000	Horne, Tony	57	1,379	24.2	103t	1
2001	Canidate, Trung	36	748	20.8	40	0
2002	Wilkins, Terrence	47	1,074	22.9	42	0
2003	<i>Harris, Arlen</i>	51	1,175	23.0	42	0
2004	Harris, Arlen	47	951	20.2	29	0
2005	Johnson, Chris	38	857	22.6	99t	1
2006	Ponder, Willie	26	605	23.3	40	0
2007	Hall, Dante	29	729	25.1	84	0
2008	Hall, Dante	37	763	20.6	41	0
2009	Amendola, Danny	66	1,618	24.5	58	0
2010	Amendola, Danny	50	1,142	22.8	84	0
2011	Porter, Quinn	25	554	22.2	32	0
2012	<i>Givens, Chris</i>	23	539	23.4	48	0
2013	<i>Austin, Tavon</i>	18	398	22.1	32	0
2014	Cunningham, Benny	35	963	27.5	75	0
2015	Cunningham, Benny	25	714	28.6	102	0
2016	Cunningham, Benny	22	599	27.2	61	0

PUNT RETURNS

Year	Player	No.	FC	Yards	Avg.	Long	TD
1941	Hall, Parker	13		125	9.6	25	0
1942	Hall, Parker	12		148	12.3	32	0
1943	Suspended Play/W.W. II						
1944	Kabealo, Mike	7		64	9.1	16	0
1945	Gehrke, Fred	8		120	15.0	49	0
1946	Gehrke, Fred	8		59	7.3	20	0
1947	Harmon, Tom	27		392	14.5	88t	1
1948	Horvath, Les	13		203	15.6	27	0
1949	<i>Smith, Verda (Vitamin T.)</i>	27		427	15.8	85t	1
1950	Smith, Verda (Vitamin T.)	22		218	9.9	30	0
1951	Smith, Verda (Vitamin T.)	12		139	11.6	37	0
1952	Lewis, Woodley	19		351	18.5	83t	2
1953	Lewis, Woodley	35		267	7.6	78	1
1954	Lewis, Woodley	22		82	3.7	16	0
1955	<i>Waller, Ron</i>	14		60	4.3	21	0
1956	Sherman, Will	12		100	8.3	76	1
1957	<i>Arnett, Jon</i>	14		85	6.1	22	0
1958	Arnett, Jon	18		223	12.4	58	0
1959	Arnett, Jon	17		184	10.8	71t	1
1960	Bass, Dick	11		62	5.6	22	0
1961	Arnett, Jon	10		75	7.5	17	0
1962	Atkins, Pervis	11		94	8.5	45	0
1963	Shannon, Carver	15	11	132	8.8	29	0
1964	Shannon, Carver	15	6	81	5.4	22	0
1965	Stiger, Jim	13	2	106	8.2	22	0
1966	Stiger, Jim	33	7	259	7.8	49	0
1967	Cross, Irv	17	6	136	8.0	39	0
1968	Meador, Ed	17	15	136	8.0	40	0
1969	Haymond, Alvin	33	8	435	13.2	52	0



Year	Player	No.	FC	Yards	Avg.	Long	TD
1970	Haymond, Alvin	53	15	376	7.1	30	0
1971	Haymond, Alvin	24	11	123	5.1	28	0
1972	Bertelsen, Jim	16	3	232	14.5	60	0
1973	Bertelsen, Jim	26	10	259	10.0	34	0
1974	Bertelsen, Jim	11	4	132	12.0	19	0
1975	Bertelsen, Jim	11	1	143	13.0	38	0
1976	Bryant, Cullen	29	2	321	11.1	25	0
1977	Bryant, Cullen	20	1	141	7.1	26	0
1978	Wallace, Jackie	52	5	618	11.9	58	0
1979	Brown, Eddie	56	19	332	5.9	30	0
1980	Irvin, LeRoy	42	7	296	7.0	26	0
1981	Irvin, LeRoy	46	6	615	13.4	84t	3
1982	Irvin, LeRoy	22	1	243	11.0	63t	1
1983	Ellard, Henry	16	4	217	13.6	72t	1
1984	Ellard, Henry	30	3	403	13.4	83t	2
1985	Ellard, Henry	37	9	501	13.5	80t	1
1986	Ellard, Henry	14	11	127	9.1	20	0
1987	Ellard, Henry	15	6	107	7.1	29	0
1988	Hicks, Clifford	25	0	144	5.8	13	0
1989	Henley, Darryl	29	19	273	9.4	25	0
1990	Henley, Darryl	19	4	195	10.3	26	0
1991	Turner, Vernon	23	4	201	8.7	29	0
1992	Turner, Vernon	28	6	207	7.4	23	0
1992	Turner, Vernon	28	6	207	7.4	23	0
1993	Buchanan, Richard	8	1	41	5.1	12	0
1994	Bailey, Johnny	19	4	153	8.1	24	0
1995	Kinchen, Todd	53	7	416	7.8	27	0
1996	Kennison, Eddie	29	16	643	14.6	78t	2
1997	Kennison, Eddie	34	20	247	7.3	43	0
1998	Kennison, Eddie	40	25	415	10.4	71t	1
1999	Hakim, Az-Zahir	44	22	461	10.5	84t	1
2000	Hakim, Az-Zahir	32	17	489	15.3	86t	1
2001	Hakim, Az-Zahir	36	12	330	9.2	32	0
2002	Wilkins, Terrence	25	13	242	9.7	55	0
2003	Groce, DeJuan	19	3	135	7.1	19	0
2004	McDonald, Shaun	30	18	143	4.8	39	0
2005	Looker, Dane	8	2	69	8.6	17	0
2006	McDonald, Shaun	23	14	172	7.5	33	0
2007	Hall, Dante	19	6	286	15.1	85t	1
2008	Stanley, Derek	11	4	101	9.2	33	0
2009	Amendola, Danny	31	11	360	11.6	56	0
2010	Amendola, Danny	40	18	452	11.3	42	0
2011	Pettis, Austin	15	10	139	9.3	39	0
2012	Amendola, Danny	17	10	122	7.2	22	0
2013	Austin, Tavon	33	11	280	8.5	98t	1
2014	Austin, Tavon	35	23	391	11.2	78t	1
2015	Austin, Tavon	34	15	268	7.9	75t	1
2016	Austin, Tavon	44	16	364	8.3	47	0

INTERCEPTIONS

Year	Player	No.	Yards	Avg.	Long	TD
1941	Drake, Johnny (Zero)	2	66	33.0	54	0
1942	Jacobs, Jack	4	22	5.5	22	0
1943	Suspended Play/W.W. II					
1944	Colella, Tom	4	53	13.3	19	0
1945	Waterfield, Bob	6	92	15.3	29	0
1946	Waterfield, Bob	5	72	14.4	28	0
1947	Harmon, Tom	8	136	17.0	36	1
1948	Naumetz, Fred	4	75	18.8	68	0
1949	Sims, George	9	78	8.7	27	1
1950	Lewis, Woodley	12	275	22.9	36	0
1951	Hecker, Norb	3	74	24.7	36	0
1952	Lane, Dick (Night Train)	14	298	21.3	80t	2
1953	Hecker, Norb	7	91	13.0	24	0
1954	Sherman, Will	6	70	11.7	28	0
1955	Sherman, Will	11	101	9.2	36	0
1956	Sherman, Will	4	122	30.5	95t	1
1957	Richter, Les	4	60	15.0	25	0
1958	Burroughs, Don	7	72	10.3	46	0
1959	Meador, Ed	3	3	1.0	3	0
1960	Britt, Charley	5	117	23.4	73t	1
1961	Crow, Lindon	6	117	19.5	31	0
1962	Crow, Lindon	5	100	20.0	65t	1
1963	Meador, Ed	6	38	6.3	20	0
1964	Richardson, Jerry	5	146	29.2	41	0
1965	Martin, Aaron	2	60	30.0	37t	1



Year	PlayerNo.	Yards	Avg.	Long	TD
1966	Williams, Clarence8	97	12.1	32t	1
1967	Meador, Ed8	103	12.9	30t	2
1968	Williams, Clarence7	51	7.3	36	0
1969	Meador, Ed5	97	19.4	38t	2
1970	Williams, Clarence5	108	21.6	65t	1
1971	Howard, Gene6	99	16.5	35	0
1972	Nettles, Jim6	168	28.0	43	0
1973	Stukes, Charlie5	104	20.8	42	0
1974	Elmendorf, Dave7	186	26.6	57t	2
1975	Simpson, Bill6	90	15.0	29	0
1976	Jackson, Monte10	173	17.3	46	3
1977	Simpson, Bill6	157	26.2	42	0
1978	Perry, Rod8	117	14.6	44t	3
1979	Cromwell, Nolan5	109	21.8	34	0
1980	Cromwell, Nolan8	140	17.5	34	1
1981	Cromwell, Nolan5	94	18.8	94t	1
1982	Perry, Rod3	57	19.0	33	0
1983	Collins, Kirk5	113	22.6	58	0
1984	Irvin, LeRoy5	166	33.2	81t	2
1985	Green, Gary6	84	14.0	41t	1
1986	Gray, Jerry8	101	12.6	28	0
1987	Irvin, LeRoy2	47	23.5	47t	1
1988	Johnson, Johnnie4	18	4.5	11	0
1989	Gray, Jerry6	48	8.0	27t	1
1990	Humphery, Bobby4	52	13.0	44t	1
1991	Gray, Jerry3	83	27.7	59t	1
1992	Henley, Darryl4	41	10.3	25	0
1993	Bailey, Robert2	41	20.5	41	0
1994	Pope, Marquez3	66	22.0	51	0
1995	Wright, Toby6	79	13.2	27	0
1996	Lyle, Keith9	152	16.9	68	0
1997	McNeil, Ryan9	127	14.1	75t	1
1998	Lyght, Todd3	30	10.0	17	0
	Lyle, Keith3	20	6.7	20	0
1999	Lyght, Todd6	112	18.7	57t	1
2000	McCleon, Dexter8	28	3.5	23	0
2001	Bly, Dre'6	150	25.0	93t	2
2002	Herring, Kim3	38	12.7	36	0
2003	Fisher, Travis4	205	51.3	74t	2
	Williams, Aeneas4	82	20.5	46t	1
	Butler, Jerametrious4	72	18.0	45	0
	Polley, Tommy (LB)4	32	8.0	22	0
2004	Butler, Jerametrious5	15	3.0	10	0
2005	Furrey, Mike4	143	35.8	67t	1
2006	Bartell, Ron3	63	21.0	38t	1
	Hill, Tye3	20	6.7	14	0
	Brown, Fakhir3	17	5.7	20	0
	Atogwe, Oshiomogho3	8	2.7	7	0
2007	Atogwe, Oshiomogho8	125	15.6	52t	1
2008	Atogwe, Oshiomogho5	91	18.2	43	0
2009	Butler, James3	17	5.6	17	0
2010	Feltcher, Bradley4	41	10.3	28	0
2011	Gordy, Josh3	37	12.3	30	0
2012	Jenkins, Janoris4	150	37.5	41t	3
2013	Johnson, Trumaine3	36	12.0	29	0
2014	Johnson, Trumaine3	69	23.0	43t	1
2015	Johnson, Trumaine7	136	19.4	58t	1
2016	Alexander, Maurice2	19	9.5	19	0
	Barron, Mark2	8	4.0	7	0
	McDonald, T.J.2	0	0.0	0	0
	Ogletree, Alec2	15	7.5	8	0

TACKLES (Unofficial)

Year	Player	Solo	Assists	Total
1962	McKeever, Marlin (LB)	58	31	89
1963	Pardee, Jack (LB)	46	25	71
1964	Jones, David (DE)	75	22	97
1965	Jones, David (DE)	68	27	95
1966	Jones, David (DE)	98	14	112
1967	Jones, David (DE)	100	39	139
1968	Jones, David (DE)	87	23	110
1969	Jones, David (DE)	59	55	114
1970	Pottios, Myton (LB)	62	26	88
1971	McKeever, Marlin (LB)	76	32	108
1972	Robinson, Isiah (LB)	59	23	82
1973	Reynolds, Jack (LB)	58	28	86
1974	Reynolds, Jack (LB)	72	29	101
1975	Reynolds, Jack (LB)	74	38	112
1976	Reynolds, Jack (LB)	89	31	120
1977	Elmendorf, Dave (S)	59	35	94
1978	Youngblood, Jim (LB)	80	43	120



Year	Player	Solo	Assists	Total
1979	Reynolds, Jack (LB)	83	61	144
1980	Reynolds, Jack (LB)	81	38	119
1981	Ekern, Carl (LB)	85	46	131
1982	Andrews, George (LB)	47	20	67
1983	Ekern, Carl (LB)	94	36	130
1984	Collins, Jim (LB)	142	43	185
1985	Collins, Jim (LB)	103	37	140
1986	Newsome, Vince (S)	91	22	113
1987	Collins, Jim (LB)	78	12	90
1988	Ekern, Carl (LB)	64	29	93
1989	Newsome, Vince (S)	64	25	89
1990	Newsome, Vince (S)	74	18	92
1991	Kelm, Larry (LB)	88	17	105
1992	Greene, Kevin (LB)	75	12	87
1993	Phifer, Roman (LB)	96	21	117
1994	Conlan, Shane (LB)	82	24	106
1995	Phifer, Roman (LB)	106	43	149
1996	Phifer, Roman (LB)	123	47	170
1997	Jones, Robert (LB)	72	43	115
1998	Jenkins, Billy (S)	90	31	121
1999	Fletcher, London (LB)	80	58	138
2000	Fletcher, London (LB)	117	76	193
2001	Fletcher, London (LB)	113	76	189
2002	Archuleta, Adam (S)	101	48	149
2003	Tinoisamoa, Pisa (LB)	70	51	121
2004	Tinoisamoa, Pisa (LB)	100	45	145
2005	Tinoisamoa, Pisa (LB)	91	43	134
2006	Witherspoon, Will (LB)	104	32	136
2007	Witherspoon, Will (LB)	103	29	132
2008	Tinoisamoa, Pisa (LB)	88	47	135
2009	Laurinaitis, James (LB)	98	48	146
2010	Laurinaitis, James (LB)	98	16	114
2011	Laurinaitis, James (LB)	101	41	142
2012	Laurinaitis, James (LB)	132	42	174
2013	Ogletree, Alec (LB)	124	31	155
2014	Ogletree, Alec (LB)	110	59	169
2015	Barron, Mark (LB/S)	107	28	135
2016	Ogletree, Alec (LB)	132	39	171

SACKS (Not an official sack until 1982)

Year	Player	No.
1950	Jack Zilly (DE)	7.0
1951	Larry Brink (DE)	3.0
1952	Andy Robustelli (DE)	7.5
1953	Andy Robustelli (DE)	8.0
1954	Andy Robustelli (DE)	4.0
1955	Andy Robustelli (DE)	6.0
1956	Paul Miller (DE)	6.0
1957	Dick Daugherty (LB)	8.0
1958	Lou Michaels (DE)	6.0
1959	George Struger (DT)	5.0
1960	Gene Brito (DE)	7.0
1961	Lamar Lundy (DE)	11.0
1962	Deacon Jones (DE)	12.0
1963	Lamar Lundy (DE)	9.0
1964	Deacon Jones (DE)	22.0
1965	Deacon Jones (DE)	19.0
1966	Deacon Jones (DE)	18.0
1967	Deacon Jones (DE)	21.0
1968	Deacon Jones (DE)	22.0
1969	Deacon Jones (DE)	15.0
1970	Deacon Jones (DE)	12.0
1971	Coy Bacon (DE)	11.0
1972	Coy Bacon (DE)	11.5
1973	Jack Youngblood (DE)	16.5
1974	Jack Youngblood (DE)	15.0
1975	Jack Youngblood (DE)	15.0
1976	Jack Youngblood (DE)	14.5
	Larry Brooks (DT)	14.5
1977	Jack Youngblood (DE)	8.5
1978	Larry Brooks (DE)	8.0
1979	Jack Youngblood (DE)	18.0
1980	Jack Youngblood (DE)	11.5



Year	Player	No.
1981	Jack Youngblood (DE)	12.5
1982	Mike Fanning (DT)	5.0
1983	Jack Youngblood (DE)	10.5
1984	Jack Youngblood (DE)	9.5
1985	Mike Wilcher (LB).....	12.5
1986	Gary Jeter (DE)	8.0
1987	Gary Jeter (DE)	7.0
1988	Kevin Greene (LB).....	16.5
1989	Kevin Greene (LB).....	16.5
1990	Kevin Greene (LB).....	13.0
1991	Kevin Greene (LB).....	3.0
	Gerald Robinson (DE).....	3.0
1992	Kevin Greene (LB).....	10.0
1993	Sean Gilbert (DT).....	10.5
1994	Robert Young (DE).....	6.5
1995	D'Marco Farr (DT).....	11.0
1996	Kevin Carter (DE).....	9.5
1997	Leslie O'Neal (DE).....	10.0
1998	Kevin Carter (DE).....	12.0
1999	Kevin Carter (DE).....	17.0
2000	Grant Wistrom (DE).....	11.0
2001	Leonard Little (DE)	14.5
2002	Leonard Little (DE)	12.0
2003	Leonard Little (DE)	12.5
2004	Bryce Fisher (DE).....	8.5
2005	Leonard Little (DE)	9.5
2006	Leonard Little (DE)	13.0
2007	Will Witherspoon (LB).....	7.0
2008	James Hall (DE)	6.5
2009	Leonard Little (DE)	6.5
2010	James Hall (DE)	10.5
2011	Chris Long (DE).....	13.0
2012	Chris Long (DE).....	11.5
2013	Robert Quinn (DE)	19.0
2013	Robert Quinn (DE)	10.5
2015	Aaron Donald (DT).....	11.0
2016	Aaron Donald (DT).....	8.0



INDIVIDUAL RECORDS



SERVICE

Most Seasons

20	Jackie Slater, 1976-95
15	Charlie Cowan, 1961-75 Joe Scibelli, 1961-75 Merlin Olsen, 1962-76
14	Jack Youngblood, 1971-84 Doug Smith, 1978-91 Isaac Bruce, 1994-2007

Most Games Played

259	Jackie Slater, 1976-95
208	Merlin Olsen, 1962-76
206	Charlie Cowan, 1961-75

Most Consecutive Games Played

201	Jack Youngblood, 1971-84
198	Merlin Olsen, 1962-76
184	Tom Mack, 1966-1978

SCORING

Most Seasons Leading Team

9	Jeff Wilkins, 1997-99, 2002-07
7	Bob Waterfield, 1946-52
6	Bruce Gossett, 1964-69 Mike Lansford, 1982-90

Most Consecutive Seasons Leading Team

6	Bruce Gossett, 1964-69 Mike Lansford, 1984-89 Bob Waterfield, 1945-50 Jeff Wilkins, 2002-07
5	David Ray, 1970-74 Greg Zuerlein, 2012-present
4	Danny Villaneuva, 1960-63 Tony Zendejas, 1991-94

POINTS

Career

1,223	Jeff Wilkins, 1997-2007 (428 pat, 265 fg)
789	Mike Lansford, 1982-90 (315 pat, 158 fg)
608	Greg Zuerlein, 2012-present (176 pat, 144 fg)

Season

163	Jeff Wilkins, 2003 (39 fg, 46 pat)
160	Marshall Faulk, 2000 (26 td, 2 two-point conv.)
131	Jeff Wilkins, 2006 (32 fg, 35 pat)

Season, Rookie

120	Eric Dickerson, 1983 (20 td)
118	Frank Corral, 1978 (31 pat, 29 fg)
95	Greg Zuerlein, 2012 (26 pat, 23 fg)

Game

24	Bob Shaw, vs. Washington, 12/11/49 (4 td) Elroy Hirsch, vs. New York Yanks, 9/28/51 (4 td) Harold Jackson, vs. Dallas, 10/14/73 (4 td) Az-Zahir Hakim, @ Cincinnati, 10/3/99 (4 td) Isaac Bruce, vs. San Francisco, 10/10/99 (4 td) Marshall Faulk, @ San Francisco, 10/29/00 (4 td) Marshall Faulk, vs. Minnesota, 12/10/00 (4 td) Marshall Faulk, @ Tampa Bay, 12/18/00 (4 td) Marshall Faulk, vs. Indianapolis, 12/30/01 (4 td) Marshall Faulk, vs. Seattle, 10/20/02 (4 td) Steven Jackson, @ Minnesota, 12/31/06 (4 td)
23	Greg Zuerlein, @ Dallas, 10/1/17 (7 fg, 2 pat)
21	Jeff Wilkins, vs. San Diego, 10/1/00 (5 fg, 6 pat)
18	Many times, last by Todd Gurley, at San Francisco 9/21/17 (3 td)

Game, Opponent

26	Gordy Soltau, @ San Francisco, 10/28/51 (3 td, 1 fg, 5 pat)
24	Many times, last by Ron Moore, @ Phoenix, 12/4/93 (4 td)
21	Two times, last by Rich Karlis, @ Minnesota, 11/15/89 (7 fg)

TOUCHDOWNS

Career

85	Marshall Faulk, 1999-2006 (58 r, 27 p)
84	Isaac Bruce, 1994-2007 (84 p)
74	Torry Holt, 1999-2008 (74 p)

Season

26	Marshall Faulk, 2000 (18 r, 8 p)
21	Marshall Faulk, 2001 (12 r, 9 p)
20	Eric Dickerson, 1983 (18 r, 2 p)

Game

4	Bob Shaw, vs. Washington, 12/11/49 (4 p) Elroy Hirsch, vs. New York Yanks, 9/28/51 (4 p) Harold Jackson, vs. Dallas, 10/14/73 (4 p) Az-Zahir Hakim, @ Cincinnati, 10/3/99 (3p, 1 pr) Isaac Bruce, vs. San Francisco, 10/10/99 (4 p) Marshall Faulk, @ San Francisco, 10/29/00 (2 r, 2 p) Marshall Faulk, vs. Minnesota, 12/10/00 (4 r) Marshall Faulk, @ Tampa Bay, 12/18/00 (3 r, 1 p) Marshall Faulk, vs. Indianapolis, 12/30/01 (3 r, 1 p) Marshall Faulk, vs. Seattle, 10/20/02 (3 r, 1 p) Steven Jackson, @ Minnesota, 12/31/06 (3 r, 1 p)
3	Many times, last by Todd Gurley, at San Francisco 9/21/17 (2 rec. 1 rush)
2	Many times, last by Todd Gurley, vs. Washington 9/17/17 (1 rec. 1 rush)

Game, Opponent

4	Lenny Moore, @ Baltimore, 10/16/60 (4 r) Ron Moore, @ Phoenix, 12/4/93 (4 r)
3	Many times, last by Torrey Smith, Baltimore, 9/25/11
2	Many times, last by Michael Thomas, New Orleans, 11/27/16

Most Consecutive Games Scoring Touchdown

11	Elroy Hirsch, 1950-51
10	Eric Dickerson, 1983 Greg Bell, 1988-89
9	Marshall Faulk, 2001-02

POINTS AFTER TOUCHDOWN

Most Attempted, Career

429	Jeff Wilkins, 1997-2007
336	Bob Waterfield, 1945-52
325	Mike Lansford, 1982-90

Most Attempted, Season

64	Jeff Wilkins, 1999
58	Bob Waterfield, 1950
52	Frank Corral, 1980

Most Attempted, Game

9	Bob Waterfield vs. Baltimore, 10/22/50
8	Paige Cothren, vs. San Francisco, 11/9/58 Tom Dempsey, vs. Atlanta, 12/4/76 Chip Lohmiller, vs. Atlanta, 11/10/96
7	Many times, last by Greg Zuerlein, vs. Oak., 11/30/14

*NFL Record

† Ties NFL Record



Most Made, Career

428	Jeff Wilkins, 1997-2007
315	Bob Waterfield, 1945-52 Mike Lansford, 1982-90
211	Bruce Gossett, 1964-69

Most Made, Season

64	Jeff Wilkins, 1999
58	Jeff Wilkins, 2001
54	Bob Waterfield, 1950

Most Made, Game

†9	Bob Waterfield, vs. Baltimore, 10/22/50
8	Paige Cothren, vs. San Francisco, 11/9/58
7	Bob Waterfield, @ New York Giants, 11/14/48 Bruce Gossett, vs. New York Giants, 11/13/66 Jeff Wilkins, vs. Carolina 11/11/01

Greg Zuerlein, vs. Oakland, 11/30/14

Most Made, Game, Opponent

8	Tom Feamster, @ Baltimore, 11/25/56 Cliff Patton, @ Philadelphia, 10/7/50
7	Bob Jencks, vs. Chicago, 10/13/63
6	Many times, last by S. Gostkowski, vs. NE, 10/28/12

Most Consecutive Made

371	Jeff Wilkins, 1999-2007
165	Bruce Gossett, 1965-69
102	David Ray, 1970-72

Highest Percentage Made, Career (83 attempts)

99.8	Jeff Wilkins, 1997-2007 (403-404)
98.7	Josh Brown, 2008-11 (79-80)
98.3	Greg Zuerlein, 2012-present (170-173)
98.2	Danny Villanueva, 1960-63 (111-113)

Most Made, No Misses, Season

64	Jeff Wilkins, 1999
58	Jeff Wilkins, 2001
51	Mike Lansford, 1989

TWO-POINT CONVERSIONS

Most Two Point Conversions, Career

7	Marshall Faulk, 1999-2006
3	Isaac Bruce, 1994-2007
2	Jerome Bettis, 1993-95 Tony Banks, 1996-98 Ricky Proehl, 1998-2002

Most Two Point Conversions, Season

2	Jerome Bettis, 1994 Marshall Faulk, 2000 Marshall Faulk, 2004
1	Many times, last by Sam Bradford, Benny Cunningham & Isaiah Pead, 2013

Most Two Point Conversions, Game

2	Marshall Faulk, vs. Atlanta, 10/15/00 (2 runs)
1	Many times, last by Jared Cook, vs. San Francisco, 11/01/15

Most Two Point Conversions, Opponent, Season

2	Terance Mathis, Atlanta, 1994
2	Reggie Bush, New Orleans, 2007

Most Two Point Conversions, Opponent, Game

2	Reggie Bush, @ New Orleans, 11/11/07 (2 runs)
1	Many times, last by Marshawn Lynch, vs. Sea., 9/13/15 (rush)

FIELD GOALS

Most Attempted, Career

328	Jeff Wilkins, 1997-2007
217	Mike Lansford, 1982-90
207	Bruce Gossett, 1964-69

Most Attempted, Season

49	Bruce Gossett, 1966
47	David Ray, 1973
45	David Ray, 1970

Most Attempted, Game

7	Bob Waterfield, vs. Detroit, 12/9/51 Jeff Wilkins, vs. Denver, 9/10/06 Greg Zuerlein, @ Dallas, 10/1/17
6	Five times, last by David Ray, @ New Orleans, 11/26/72
5	Many times, Last by Greg Zuerlein, vs. Denver, 11/17/14

Most Attempted, Opponent, Game

7	Rich Karlis, @ Minnesota, 11/5/89
6	Five times, last by John Carney, vs. New Orleans, 9/26/04
5	Many times, last by Blair Walsh, vs MIN, 12/16/12

Most Made, Career

265	Jeff Wilkins, 1997-2007
158	Mike Lansford, 1982-90
144	Greg Zuerlein, 2012-Present

Most Made, Season

39	Jeff Wilkins, 2003
33	Josh Brown, 2010
32	Jeff Wilkins, 2006
32	Greg Zuerlein, 2017

Most Made, Season, Rookie

29	Frank Corral, 1978
23	Greg Zuerlein, 2012
18	Bruce Gossett, 1964 Rafael Septien, 1977

Most Made, Game

7	Greg Zuerlein, @ Dallas, 10/1/17
6	Jeff Wilkins, vs. Denver, 9/10/06
5	Four times, last by Greg Zuerlein, vs. Denver, 11/16/14

Most Made, Opponent, Game

7	Rich Karlis, @ Minnesota 11/5/89
5	Many times, last by C. Catanzaro, @ ARI, 10/4/15
4	Many times, last by Phil Dawson, @ SF, 1/3/16

Most Consecutive Field Goals Made

30	Jeff Wilkins, 1999-2001
19	Jeff Wilkins, 2003
18	Greg Zuerlein, 2016-present

Most Consecutive Games, Made Field Goal

27	Jeff Wilkins, 2002-04
20	David Ray, 1970-71
19	Bruce Gossett, 1967-68

Longest Field Goal

61	Greg Zuerlein, at Minnesota 11/8/15
60	Greg Zuerlein, vs. Seattle, 9/30/12
58	Greg Zuerlein, vs. Seattle, 9/30/12
57	Jeff Wilkins, vs. Arizona, 9/27/98
56	Twice, Greg Zuerlein, at Chicago, 9/23/12 vs. Minnesota, 9/7/14

Longest Field Goal, Opponent

56	Joe Nedney, vs. San Francisco, 12/24/05
55	Adam Vinatieri, vs. New England, 12/13/98 Jay Feely, @ New York Jets, 11/9/08
54	Four times, last by Robbie Gould, at Chicago, 9/24/12

Most Made, 50 or More Yards, Career

26	Jeff Wilkins, 1997-2007
23	Greg Zuerlein, 2012-Present
15	Josh Brown, 2008-2011
8	Tony Zendejas, 1991-94



Most Made, 50 or More Yards, Season

7	Greg Zuerlein, 2012
6	Tony Zendejas, 1993 Josh Brown, 2008 Josh Brown, 2009
4	Jeff Wilkins, 2003, 2004, 2005 Greg Zuerlein, 2014

Most Made, 50 or More Yards, Game

2	Seven times, last by Greg Zuerlein, @ MIN, 11/8/15
1	Many times, last by Greg Zuerlein, vs. IND, 9/10/17

Most Made, 50 or More Yards, Game, Opponent

3	Blair Walsh, vs. Minnesota, 12/16/12
2	Tom Dempsey, vs. New Orleans, 12/6/70 Mick Luckhurst, vs. Atlanta, 10/7/84 John Carney, vs. New Orleans, 9/26/04 Nick Folk, vs. New York Jets, 11/19/12

Highest Field Goal Percentage, Career (50 attempts)

82.35	Greg Zuerlein, 2012-present (140-170)
81.88	Josh Brown, 2008-11 (104-127)
80.79	Jeff Wilkins, 1997-2007 (265-328)
79.52	Tony Zendejas, 1991-94 (66-83)

Highest Field Goal Percentage, Season

100.0	Tony Zendejas, 1991 (17-17) Jeff Wilkins, 2000 (17-17)
92.86	Jeff Wilkins, 2003 (39-42)
92.59	Greg Zuerlein, 2013 (25-27)

SAFETIES

Most, Career

3	Kevin Greene, 1985-92
2	Fred Dryer, 1972-81 Jack Youngblood, 1971-84 Kevin Carter, 1995-2000

Most, Season

†2	Fred Dryer, 1973
----	------------------

Most, Game

*2	Fred Dryer, vs. Green Bay, 10/21/73
1	Many players, last by Morgan Fox, vs. IND 9/10/17

Most, Game, Opponent

1	Many times, last by John Abraham, at Arizona, 12/8/13
---	---

RUSHING

Most Seasons Leading Team

8	Steven Jackson, 2005-12
6	Marshall Faulk, 1999-2006
5	Lawrence McCutcheon, 1973-77
4	Dick Bass, 1962-66 Eric Dickerson, 1983-86

Most Consecutive Seasons Leading Team

8	Steven Jackson, 2005-12
6	Marshall Faulk, 1999-2006
5	Lawrence McCutcheon, 1973-77
4	Eric Dickerson, 1983-86

ATTEMPTS

Career

2,395	Steven Jackson, 2004-12
1,525	Eric Dickerson, 1983-87
1,447	Marshall Faulk, 1999-2006

Season

404	Eric Dickerson, 1986
390	Eric Dickerson, 1983
379	Eric Dickerson, 1984

Season, Rookie

†390	Eric Dickerson, 1983
294	Jerome Bettis, 1993
250	Zac Stacy, 2013

Game

39	Jerome Bettis, vs. Chicago, 1/2/94
38	Eric Dickerson, @ St. Louis, 9/7/86
36	Charles White, @ Philadelphia, 9/15/85

Game, Opponent

41	Rodney Hampton, @ New York Giants, 9/19/93 Gerald Riggs, @ Atlanta, 11/17/85
35	Lynn Cain, Atlanta, 10/7/84 Gerald Riggs, Atlanta, 10/12/86
33	Shaun Alexander, @ Seattle, 11/13/05 Maurice Jones-Drew, @ Jacksonville, 10/18/09

YARDS GAINED

Career

10,135	Steven Jackson, 2004-12
7,245	Eric Dickerson, 1983-87
6,959	Marshall Faulk, 1999-2006

Season

*2,105	Eric Dickerson, 1984
1,821	Eric Dickerson, 1986
1,808	Eric Dickerson, 1983

Season, Rookie

1,808	Eric Dickerson, 1983
1,429	Jerome Bettis, 1993
1,106	Todd Gurley, 2015
973	Zac Stacy, 2013

Game

247	Willie Ellison, vs. New Orleans, 12/5/71
223	Tom Wilson, vs. Green Bay, 12/16/56
221	Greg Bell, vs. Green Bay, 9/24/89

Game, Rookie

223	Tom Wilson, vs. Green Bay, 12/16/56
212	Jerome Bettis, @ New Orleans, 12/12/93
199	Eric Dickerson, vs. Detroit, 10/2/83
159	Todd Gurley, @ Green Bay, 10/11/15

Game, Opponent

253	DeMarco Murray, @ Dallas, 10/23/11
237	Jim Brown, @ Cleveland, 11/24/57
228	Beanie Wells, vs. Arizona, 11/27/11
212	Adrian Peterson, vs. Minnesota, 12/16/12

Longest Run

92t	Kenny Washington, @ Chicago Cardinals, 11/2/47
89t	Tre Mason, vs. Oakland, 11/20/14
85t	Eric Dickerson, @ New York Jets, 9/25/83
84t	Tom Harmon, @ Chicago Bears, 10/13/46

Longest Run, Opponents

91t	DeMarco Murray, @ Dallas, 10/23/11
82t	Adrian Peterson, vs. Minnesota, 12/16/12
80	Jamaal Charles, vs. Kansas City, 12/19/10
76t	Najeh Davenport, vs. Green Bay, 10/19/03

Most Seasons, 1,000 or More Yards

8	Steven Jackson, 2005-12
4	Lawrence McCutcheon, 1973-74, 1976-77 Eric Dickerson, 1983-86
3	Marshall Faulk, 1999-01
2	Dick Bass, 1962, 1966 Wendell Tyler, 1979, 1981 Greg Bell, 1988-89 Jerome Bettis, 1993-94

Most Consecutive Seasons, 1,000 or More Yards

8	Steven Jackson, 2005-12
4	Eric Dickerson, 1983-86
3	Marshall Faulk, 1999-01



Most Games, 100 or More Yards, Career

38 Eric Dickerson, 1983-87
 33 Steven Jackson, 2004-12
 27 Marshall Faulk, 1999-2006

Most Games, 100 or More Yards, Season

11 Eric Dickerson, 1984
 9 Eric Dickerson, 1983
 7 Jerome Bettis, 1993
 Marshall Faulk, 1999
 Steven Jackson, 2009

Most Consecutive Games, 100 or More Yards

6 Eric Dickerson, 1984
 5 Eric Dickerson, 1986
 4 Eric Dickerson, 1983, 1984
 Jerome Bettis, 1994
 Marshall Faulk, 1999
 Marshall Faulk, 2003
 Steven Jackson, 2009

AVERAGE GAIN**Career (500 att.)**

5.182 Dan Towler, 1950-55 (674-3,493)
 4.833 Paul (Tank) Younger, 1949-57 (682-3,296)
 4.809 Marshall Faulk, 1999-2006 (1,447-6,959)

Season (Qualifiers)

7.40 Kenny Washington, 1947 (60-444)
 7.26 Skeet Quinlan, 1953 (97-705)
 6.77 Dan Towler, 1951 (126-854)

Game (10 att.)

14.6 Dan Towler, @ Baltimore, 11/22/53 (14-205)
 13.2 Kenny Washington, @ Chicago Cardinals, 11/2/47 (11-145)
 13.1 Dan Towler, @ Green Bay, 10/21/51 (11-144)

Game (10 att.), Opponent

13.8 George Talaferro, vs. New York Yanks, 11/18/51 (12-166)
 13.3 Frank Reagan, vs. New York Giants, 12/1/46 (10-133)
 12.6 Delvin Williams, vs. Miami, 11/9/80 (12-151)

RUSHING TOUCHDOWNS**Career**

58 Marshall Faulk, 1999-2006
 56 Eric Dickerson, 1983-87
 56 Steven Jackson, 2004-12

Season

18 Eric Dickerson, 1983
 Marshall Faulk, 2000
 16 Greg Bell, 1988
 15 Greg Bell, 1989

Season, Rookie

†18 Eric Dickerson, 1983
10 Todd Gurley, 2015
 7 Jerome Bettis, 1993
 7 Zac Stacy, 2013
 6 Dan Towler, 1952

Game

4 Marshall Faulk, vs. Minnesota, 12/10/00
 3 Many times, last by Steven Jackson, vs. Dallas, 11/19/08

Game, Opponent

4 Jim Brown, @ Cleveland, 11/24/57
 Ron Moore, @ Phoenix, 12/4/93
 3 Many times, last by Maurice Jones-Drew, @ Jacksonville, 10/18/09
 2 Many times, last by Beanie Wells, @ARI, 11/25/12

PASSING**Most Seasons Leading Team**

9 Roman Gabriel, 1963-72
 8 Jim Everett, 1986-92
 Marc Bulger, 2002-09
 6 Norm Van Brocklin, 1950, 1952-1955, 1957

Most Consecutive Seasons Leading Team

9 Roman Gabriel, 1963-72
 8 Jim Everett, 1986-92
 Marc Bulger, 2002-09
 4 Norm Van Brocklin, 1952-1955

RATING**Highest, Career (1,500 att.)**

97.2 Kurt Warner, 1998-2003
 84.4 Marc Bulger, 2001-09
 79.3 Sam Bradford, 2010-

Highest, Season (Qualifiers)

109.2 Kurt Warner, 1999
 101.8 Trent Green, 2000
 101.4 Kurt Warner, 2001

Season, Rookie (Qualifiers)

81.8 Dieter Brock, 1985
 76.5 Sam Bradford, 2010
 72.4 Bob Waterfield, 1945

ATTEMPTS**Career**

3,313 Roman Gabriel, 1962-72
 3,277 Jim Everett, 1986-93
 3,171 Marc Bulger, 2001-09

Season

590 Sam Bradford, 2010
 588 Marc Bulger, 2006
 554 Jim Everett, 1990

Season, Rookie

590 Sam Bradford, 2010
 368 Tony Banks, 1996
 365 Dieter Brock, 1985

Game

62 Marc Bulger, @ New York Giants, 10/2/05
 56 Marc Bulger, @ San Francisco, 9/11/05
 55 Mark Rypien, vs. Buffalo, 12/10/95
 Marc Bulger, vs. Chicago, 12/11/06
 Sam Bradford, vs. Minnesota, 12/16/12
 Sam Bradford, vs. Arizona, 9/12/10
 Sam Bradford, at Atlanta, 9/15/13

Game, Opponent

58 Kent Graham, @ Arizona, 9/29/96
 56 Drew Brees, vs. New Orleans, 12/15/2013
 54 Peyton Manning, vs. Denver, 11/16/14
 52 Tony Eason, vs. New England, 11/16/86
 Neil Lomax, @ St. Louis, 11/4/84
 Mark Brunell vs. Jacksonville, 10/20/96
 Ryan Lindley, @ Arizona, 11/25/12

COMPLETIONS**Career**

1,969 Marc Bulger, 2001-09
 1,847 Jim Everett, 1986-93
 1,705 Roman Gabriel, 1962-72

Season

375 Kurt Warner, 2001
 370 Marc Bulger, 2006
 354 Sam Bradford, 2010



TOUCHDOWNS CONTINUED

Game	
5	Bob Waterfield, vs. New York Bulldogs, 11/27/49 Norm Van Brocklin, vs. Detroit, 10/29/50 Norm Van Brocklin, @. New York Yanks, 9/28/51 Bob Waterfield, vs. Green Bay, 12/16/51 Roman Gabriel, vs. Cleveland, 12/12/65 Vince Ferragamo, vs. New Orleans, 11/2/80 Vince Ferragamo, vs. San Francisco, 10/23/83 Jim Everett, @ New York Giants, 9/25/88 Kurt Warner, vs. San Francisco, 10/10/99
4	Many times, last by Jared Goff, @ New York Giants, 11/5/17
3	Many times, last by Jared Goff, vs. Houston Texans, 11/12/17
Game, Opponent	
5	Dan Marino, vs. Miami, 12/14/86
4	Jeff George, @ Oakland, 9/28/97 Eli Manning, @ New York Giants, 10/2/05 Tom Brady, vs. New England, 10/28/12 Drew Brees, vs. New Orleans, 11/20/16
3	Many times, last by E. Manning, vs. NYG, 12/21/14
Most Games, Four or More Touchdowns Passes, Career	
6	Norm Van Brocklin, 1949-57 Jim Everett, 1986-93
5	Vince Ferragamo, 1977-80, 1982-84
4	Roman Gabriel, 1962-72
Most Games, Four or More Touchdowns Passes, Season	
4	Vince Ferragamo, 1980
3	Kurt Warner, 2001
2	Norm Van Brocklin, 1957 Jim Everett, 1988 Jim Everett, 1990 Kurt Warner, 2000

HAD INTERCEPTED

Career	
128	Bob Waterfield, 1945-52
127	Norm Van Brocklin, 1949-57
123	Jim Everett, 1986-93
Season	
24	Bob Waterfield, 1949
23	Vince Ferragamo, 1983
22	Bill Wade, 1958 Kurt Warner, 2001 Marc Bulger, 2003
Game	
7	Parker Hall, vs. Green Bay, 11/18/42 Bob Waterfield, @ Green Bay, 10/17/58
6	Norm Van Brocklin, vs. Baltimore, 12/4/54 Bill Wade, vs. Detroit, 10/26/56 Norm Van Brocklin, vs. Detroit, 10/13/57 Chris Chandler, @ Carolina, 12/12/04
5	Norm Van Brocklin, @ San Francisco, 10/28/51 Ryan Fitzpatrick, @ Minnesota, 12/11/05 Gus Frerotte, @ Baltimore, 10/14/07
Most Consecutive Passes Attempted, None Intercepted	
249	Marc Bulger, 2005-06
206	Roman Gabriel, 1968-69
169	*Sam Bradford, 2010

LOWEST PERCENTAGE PASSES INTERCEPTED

Career (500 att.)	
2.15	Sam Bradford, 2010- (1,760-38)

2.93	Marc Bulger, 2001-09 (3,171-93)
3.38	Roman Gabriel, 1962-72 (3,313-112)
Season (Qualifiers)	
1.40	Marc Bulger, 2006 (588-8)
1.75	Roman Gabriel, 1969 (399-7)
2.08	Trent Green, 2000 (240-5)
Season, Rookie (Qualifiers)	
2.54	Sam Bradford, 2010 (590-15)
3.56	Dieter Brock, 1985 (365-13)
4.07	Tony Banks, 1996 (368-15)

TIMES SACKED

Career	
279	Roman Gabriel, 1962-72
254	Marc Bulger, 2001-09
186	Jim Everett, 1986-93
Season	
51	Dieter Brock, 1985
49	Marc Bulger, 2006
48	Roman Gabriel, 1966 Tony Banks, 1996
Game	
10	Bill Munson, @ San Francisco, 12/6/64 James Harris, vs. San Francisco, 10/11/76
8	Roman Gabriel, @ Green Bay, 9/25/66 Tony Banks, vs. San Francisco, 10/25/98
7	Many times, Last by Jared Goff vs. Arizona, 1/1/17
Game, Opponent	
10	Bob Barry, vs. Atlanta 9/28/65
9	Mike Ray, vs. Tampa Bay, 11/5/78 Dave Wilson, vs. New Orleans, 11/3/85 Steve Beuerlein, @ Los Angeles Raiders, 9/18/88 Rob Johnson, @ Buffalo, 9/20/98 Kevin Kolb, vs. Arizona, 10/4/12
8	Joe Montana, @ San Francisco, 12/18/88 Daunte Culpepper, vs. Minnesota, 11/30/03
8	Colin Kaepernick, @ San Francisco, 11/3/15

PASS RECEIVING

RECEPTIONS

Most Seasons Leading Team	
9	Henry Ellard, 1984-93
7	Torry Holt, 1999-2008
5	Tom Fears, 1948-55
Most Consecutive Seasons Leading Team	
8	Henry Ellard, 1984-91
7	Torry Holt, 2002-08
4	Jim Phillips, 1960-63
Career	
942	Isaac Bruce, 1994-2007
869	Torry Holt, 1999-2008
593	Henry Ellard, 1983-1993
Season	
119	Isaac Bruce, 1995
117	Torry Holt, 2003
102	Torry Holt, 2005
Season, Rookie	
54	Eddie Kennison, 1996
53	Donnie Avery, 2008
52	Torry Holt, 1999
Season, Running Back	
90	Steven Jackson, 2006
87	Marshall Faulk, 1999
83	Marshall Faulk, 2001



Game	
18	Tom Fears, vs. Green Bay, 12/3/50
15	Willie Anderson, @ New Orleans, 11/26/89
	Isaac Bruce, vs. Miami, 12/24/95
	Danny Amendola, vs. Washington, 9/16/12
14	Dick Hoerner, vs. New York Yanks, 11/19/50
Game, Opponent	
16	Jerry Rice, @ San Francisco, 11/20/94
	Keenan McCardell, vs. Jacksonville, 10/20/96
13	Larry Centers, @ Arizona, 9/29/96
12	Andre Rison, @ Atlanta, 9/11/94
Most Consecutive Games, Pass Reception	
153	Torry Holt, 1999-2008
81	Henry Ellard, 1986-92
	Marshall Faulk, 1999-2004
70	Jim Phillips, 1958-63
Most Seasons 50 or More Pass Receptions	
11	Isaac Bruce, 1995-97, 1999-2004, 2006-07
10	Torry Holt, 1999-2008
7	Henry Ellard, 1985, 1987-1991, 1993

YARDS

Most Seasons Leading Team	
9	Henry Ellard, 1984-91, 1993
	Torry Holt, 2000-08
5	Tom Fears, 1948-55
Most Consecutive Seasons Leading Team	
9	Torry Holt, 2000-08
8	Henry Ellard, 1984-91
4	Jim Phillips, 1960-63
Career	
14,109	Isaac Bruce, 1994-2007
12,660	Torry Holt, 1999-2008
9,761	Henry Ellard, 1983-93
Season	
1,781	Isaac Bruce, 1995
1,696	Torry Holt, 2003
1,635	Torry Holt, 2000
Season, Rookie	
924	Eddie Kennison, 1996
788	Torry Holt, 1999
786	Bucky Pope, 1964
Season, Running Back	
1,049	Marshall Faulk, 1999
830	Marshall Faulk, 2000
825	Amp Lee, 1997
Game	
*336	Willie Anderson, @ New Orleans, 11/26/89
303	Jim Benton, @ Detroit, 11/22/45
238	Harold Jackson, vs. Dallas, 10/14/73
Game, Rookie	
226	Eddie Kennison, @ Atlanta, 12/15/96
208	Jim Phillips, @ Green Bay, 11/16/58
163	Donnie Avery, @ New England, 10/26/08
Game, Opponent	
286	John Taylor, vs. San Francisco, 12/11/89
257	Billy Wilson, vs. San Francisco, 10/3/54
241	Jerry Rice, @ San Francisco, 12/9/85
Longest Pass Reception	
96t	Ollie Matson (from Frank Ryan), vs. Pittsburgh, 10/1/61
95t	Bucky Pope (from Bill Munson), vs. Green Bay, 12/13/64
94t	Robert Woods (from Jared Goff), vs. Houston, 11/12/17

Most Seasons, 1,000 or More Yards Pass Receiving	
8	Isaac Bruce, 1995-96, 1999-2002, 2004 2006
8	Torry Holt, 2000-07
4	Henry Ellard, 1988-91
Most Games, 100 or More Yards Pass Receiving, Career	
46	Torry Holt, 1999-2008
43	Isaac Bruce, 1994-2007
26	Henry Ellard, 1983-93
Most Games, 100 or More Yards Pass Receiving, Season	
10	Torry Holt, 2003
9	Isaac Bruce, 1995
8	Elroy Hirsch, 1951
	Torry Holt, 2000
Most Consecutive Games, 100 or More Yards, Pass Receiving	
6	Isaac Bruce, 1995
5	Elroy Hirsch, 1951
	Bob Boyd, 1954
3	Isaac Bruce, 2004
Most Consecutive Games, 150 or More Yards, Pass Receiving	
3	Isaac Bruce, 1995
2	Tom Fears, 1950-51
	Torry Holt, 2000
	Torry Holt, 2003
	Torry Holt, 2004

AVERAGE GAIN

Career (150 receptions)	
20.5	Bob Boyd, 1950-57 (176-3,611)
20.3	Willie Anderson, 1988-94 (259-5,246)
18.3	Elroy Hirsch, 1949-57 (343-6,289)
Game (3 receptions)	
*63.0	Torry Holt, @ Atlanta, 9/24/00 (3-189)
50.3	Jack Snow, @ Baltimore, 10/15/67 (3-151)
49.7	Bob Boyd, @ Green Bay, 10/17/54 (3-149)
Game (3 receptions), Opponent	
55.3	Koren Robinson, vs. Seattle, 10/20/02 (3-166)
49.3	Charley Taylor, vs. Washington, 10/22/67 (3-148)
44.0	Charles Wilson, vs. Tampa Bay, 12/11/94 (4-176)

TOUCHDOWNS

Career	
84	Isaac Bruce, 1994-2007
74	Torry Holt, 1999-2008
53	Elroy Hirsch, 1949-57
Season	
17	Elroy Hirsch, 1951
13	Harold Jackson, 1973
	Isaac Bruce, 1995
12	Isaac Bruce, 1999
	Torry Holt, 2003
Season, Rookie	
10	Bucky Pope, 1964
8	Eddie Kennison, 1996
6	Leon Clarke, 1956
	Torry Holt, 1999
Game	
4	Bob Shaw, vs. Washington, 12/11/49
	Elroy Hirsch, @ New York Yanks, 9/28/51
	Harold Jackson, vs. Dallas, 10/14/73
	Isaac Bruce, vs. San Francisco, 10/10/99
3	Many times, Last by Torrey Holt, vs. Seattle, 10/15/06
2	Many times, Last by Robert Woods, vs. Houston Texans, 11/12/17
Game, Opponent	
4	Mike Ditka, vs. Chicago, 10/13/63
3	Many times, last by Torrey Smith, vs. Baltimore, 9/25/11
2	Many times, last by Odell Beckham, vs. NYG, 12/21/14



Most Consecutive Games, Touchdown

11	Elroy Hirsch, 1950-51
6	Henry Ellard, 1988-89
5	Jim Benton, 1938-39
	Jack Snow, 1967-68
	Harold Jackson, 1973
	Torry Holt, 2003, 2006

PUNTING

Career

474	Johnny Hekker, 2012-present
449	Donnie Jones, 2007-11
432	Dale Hatcher, 1985-89, 1991

Season

105	Donnie Jones, 2011
98	Johnny Hekekr, 2016
97	Dale Hatcher, 1986
96	Johnny Hekker, 2015

Season, Rookie

93	Ken Clark, 1979
87	Dale Hatcher, 1985
82	Johnny Hekker, 2012
77	Rusty Jackson, 1976

Game

12	Parker Hall, vs. Green Bay, 11/26/39
	Rusty Jackson, @ San Francisco, 11/21/76
11	Danny Villanueva, vs. Dallas, 9/30/62
	Danny Villanueva, @ Pittsburgh, 9/13/64
	Donnie Jones, vs. San Francisco, 1/3/2010
10	Many times, last by Johnny Hekker, at San Francisco, 9/12/16

Game, Opponent

14	George Taliaferro, vs. New York Yanks, 9/28/51
11	Tom Girard, vs. Green Bay, 12/3/50
	Gerry Collins, vs. Cleveland, 12/12/65
	Bobby Joe Green, @ Chicago, 12/2/73
	Tom Wittum, @ San Francisco, 11/21/76
	Hermon Weaver, @ Seattle, 11/4/79
10	Many times, Last by Tommy Barnhardt, @ New Orleans, 11/26/89

Longest Punt

88	Bob Waterfield, @ Green Bay, 10/17/48
86	Bob Waterfield, @ Green Bay, 10/5/47
80	Donnie Jones, @ Seattle, 10/21/07
	Parker Hall, vs. Philadelphia 12/3/39

Longest Punt, Opponent

76	Sammy Baugh, @ Washington, 11/5/44
75	Sam Baker, vs. Dallas, 9/30/62
74	Jack Jacobs, @ Green Bay, 10/5/47

AVERAGE GROSS YARDS

Career (250 punts)

46.9	Johnny Hekker, 2012-present (474 - 22,237)
46.6	Donnie Jones, 2007-11 (449 - 20,924)
44.3	Danny Villanueva, 1961-64 (296 - 13,009)

Season (Qualifiers)

50.0	Donnie Jones, 2008 (82-4,100)
47.9	Johnny Hekker, 2015 (96-4,601)
47.8	Johnny Hekker, 2016 (98-4,680)

Season, Rookie (Qualifiers)

45.8	Johnny Hekker, 2012 (82-3,756)
43.6	John Misko, 1982 (45-1,961)
43.2	Dale Hatcher, 1985 (87-3,735)

Game (4 punts)

56.9	Johnny Hekker, vs. Arizona, 10/4/12 (7-398)
56.3	Donnie Jones, vs. Arizona, 11/22/09 (4-225)
56.2	Donnie Jones, vs. Buffalo, 9/28/08 (5-281)
56.0	Donnie Jones, vs. Arizona, 10/7/07 (4-224)

Game, Opponent (4 Punts)

59.5	Mike Scifres, vs. Chargers, 10/17/10 (6-357)
57.3	Fred Morrison, @ Chicago Bears, 11/16/52 (4-229)
56.8	Sammy Baugh, @ Washington, 10/26/41 (6-341)

HAD BLOCKED

Career

5	Bob Waterfield, 1945-52
4	Dale Hatcher, 1985-89, 1991
2	Many players, last by John Misko, 1982-84

Season

2	Bob Waterfield, 1950
	Jon Kilgore, 1967
	Rusty Jackson, 1976
	Glen Walker, 1978
	Ken Clark, 1979

1 Many times, last by Johnny Hekker, 2014

Most Consecutive Punts, None Blocked

425	Donnie Jones, 2007-2011
380	Sean Landeta, 1993-96, 2003-04
299	Norm Van Brocklin, 1951-57

PUNT RETURNS

Most Seasons Leading Team

5	Henry Ellard, 1983-93
4	Jon Arnett, 1957-63
	Jim Bertelsen, 1972-76
3	Verda (V.T.) Smith, 1949-53
	Woodley Lewis, 1950-55
	Alvin Haymond, 1969-71
	LeRoy Irvin, 1980-89
	Eddie Kennison, 1996-98
	Az-Zahir Hakim, 1998-2001

Most Consecutive Seasons Leading Team

5	Henry Ellard, 1983-87
4	Jim Bertelsen, 1972-76
3	Verda (V.T.) Smith, 1949-51
	Woodley Lewis, 1952-54
	Alvin Haymond, 1969-71
	LeRoy Irvin, 1980-82
	Eddie Kennison, 1996-98
	Az-Zahir Hakim, 1999-2001

RETURNS

Career

158	Tavon Austin, 2013-present
146	LeRoy Irvin, 1980-89
135	Henry Ellard, 1983-93

Season

56	Eddie Brown, 1979
53	Alvin Haymond, 1970
	Todd Kinchen, 1995
52	Jackie Wallace, 1978

Season, Rookie

42	LeRoy Irvin, 1980
30	Tavon Austin, 2013
29	Darryl Henley, 1989
	Eddie Kennison, 1996
27	Verda (V.T.) Smith, 1949



Game	
7	Many times, last by Tavon Austin, vs. Atlanta, 12/11/16
6	Many times, last by Vernon Turner, vs. New England, 9/13/92
5	Many times, last by Danny Amendola, vs. San Francisco, 1/3/2010

Game, Opponent

8	Kevin Miller vs. Minnesota, 12/2/79 DeSean Jackson, @ Philadelphia, 9/7/08
7	Many times, last by Leon Washington, vs. Seattle, 11/20/11

YARDS GAINED

Career

1,527	Henry Ellard, 1983-93
1,451	LeRoy Irvin, 1980-89
1,356	Tavon Austin, 2013-present

Season

618	Jackie Wallace, 1978
615	LeRoy Irvin, 1981
501	Henry Ellard, 1985

Season, Rookie

427	Verda (V.T.) Smith, 1949
423	Eddie Kennison, 1996
296	Henry Ellard, 1983

Game

*207	LeRoy Irvin, @ Atlanta, 11/14/81
145	Tavon Austin, @ Indianapolis, 11/10/13
143	Tavon Austin, @ Washington, 12/7/14

Game, Opponent

128	Tyrone Hughes, vs. New Orleans, 10/3/93 Darrien Gordon, @ San Diego, 11/27/94
127	Patrick Peterson, @ Arizona, 11/6/11
125	Dana McLemore, @ San Francisco, 11/16/80
122	Robert Brooks, @ Green Bay, 10/9/94

Longest Punt Return

*103t	Robert Bailey, @ New Orleans, 10/23/94
98t	Tavon Austin, @Indianapolis, 11/10/13
90t	Dick Bass, vs. Green Bay, 12/17/61
90t	Stedman Bailey vs. Seattle, 10/19/14
88t	Tom Harmon, vs. Detroit, 11/23/47
88t	Nick Miller, vs. Arizona, 11/27/11

Longest Punt Return, Opponent

99t	Patrick Peterson, @ Arizona, 11/6/11
94t	Darrien Gordon, @ Denver, 9/14/97
93t	Dana McLemore, @ San Francisco, 1/2/82
90t	Nate Burleson, @ Seattle, 11/12/06

AVERAGE YARDAGE

Career (Min. 75 ret.)

11.4	Az-Zahir Hakim, 1998-2001 (112-1,278)
11.3	Henry Ellard, 1983-93 (135-1,527)
11.1	Danny Amendola, 2009-12 (81-899)

Season (Qualifiers)

18.5	Woodley Lewis, 1952 (19-351)
15.8	Verda (V.T.) Smith, 1949 (27-427)
15.6	Les Horvath, 1948 (13-203)

Season, Rookie (Qualifiers)

15.8	Verda (V.T.) Smith, 1949 (27-427)
14.6	Eddie Kennison, 1996 (29-423)
14.5	Jim Bertelsen, 1972 (16-232)

Game (3 returns)

40.0	Woodley Lewis @ Detroit, 10/18/53 (3-120)
39.3	Jon Arnett vs. Chicago, 11/2/58 (3-118)
36.3	Tavon Austin @ Indianapolis, 11/10/13 (4-145)

35.8 Tavon Austin, @ Washington, 12/7/14 (4-143)

34.7 Henry Ellard @ Atlanta, 10/22/84 (3-104)

Game, Opponent (3 returns)

36.0	Art Jones, vs. Pittsburgh, 9/7/41 (3-108) George McAfee, @ Chicago Bears, 10/10/48 (3-108)
32.0	Tyrone Hughes, vs. New Orleans, 13/3/93 (4-128)
31.8	Patrick Peterson, @ Arizona, 11/6/11 (4-127)

TOUCHDOWNS

Career

4	LeRoy Irvin, 1980-89 Henry Ellard, 1983-91
3	Woodley Lewis, 1950-55 Eddie Kennison, 1996-98 Tavon Austin, 2013-present
2	Todd Kinchen, 1992-95 Az-Zahir Hakim, 1998-2001

Season

3	LeRoy Irvin, 1981
2	Woodley Lewis, 1952 Henry Ellard, 1984 Todd Kinchen, 1992 Eddie Kennison, 1996
1	Many times, last by Tavon Austin, 2015

Season, Rookie

2	Todd Kinchen, 1992 Eddie Kennison, 1996
1	Verda (V.T.) Smith, 1949 Henry Ellard, 1983 Tavon Austin, 2013

Game

†2	Leroy Irvin, @ Atlanta, 10/11/81 Todd Kinchen, vs. Atlanta, 12/27/92
1	Many times, last by Tavon Austin, @ GB., 10/11/15

Game, Opponent

2	Jack Christiansen, vs. Detroit, 10/14/51
1	Many times, last by Patrick Peterson, vs. Ari. 11/25/11

KICKOFF RETURNS

Most Seasons Leading Team

5	Ron Brown, 1984-89, 1991
3	Benny Cunningham, 2014-16 Fred Gehrke, 1940, 1945-49 Jon Arnett, 1957-63 Cullen Bryant, 1973-82, 1987 Drew Hill, 1979-84 Barry Redden, 1982-86 Tony Horne, 1998-00
2	Woodley Lewis, 1950-55 Carver Shannon, 1962-64 Willie Ellison, 1967-72 Ron Smith, 1968-69 Vernon Turner, 1991-92 J.T. Thomas, 1995-98 Arlen Harris, 2003-04 Dante Hall, 2007-08 Danny Amendola, 2009-10

Most Consecutive Seasons Leading Team

5	Ron Brown, 1985-89
3	Benny Cunningham, 2014-16 Drew Hill, 1979-81 Barry Redden, 1982-84 Tony Horne, 1998-00
2	Woodley Lewis, 1953-54 Carver Shannon, 1963-64 Ron Smith, 1968-69 Vernon Turner, 1991-92 Arlen Harris, 2003-04 Dante Hall, 2007-08 Danny Amendola, 2009-10



RETURNS

Career

171	Drew Hill, 1979-84
169	Ron Brown, 1984-89, 1991
143	Tony Horne, 1998-2000

Season

66	Danny Amendola, 2009
60	Drew Hill, 1981
57	Tony Horne, 2000

Season, Rookie

56	Tony Horne, 1998
51	Arlen Harris, 2003
49	David Thompson, 1997

Game

9	Danny Amendola, @ Tennessee, 12/13/09
8	Tony Horne, @ Kansas City, 10/22/00
	Chris Johnson, @ Indianapolis, 10/17/05
	Derek Stanley, vs. Pittsburgh, 12/20/07
	Danny Amendola, vs. Green Bay, 9/27/09
7	Many times, last by Danny Amendola, vs. Atlanta, 11/21/10

Game, Opponent

8	DeRon Jenkins, vs. San Diego, 10/1/00
	Bethel Johnson, @ Minnesota, 12/31/06
	Pierre Thomas, @ New Orleans, 11/11/07
7	Tim Dwight, @ Atlanta, 10/17/99
	Dino Philyaw, vs. New Orleans, 11/28/99
	Dino Philyaw, @ New Orleans, 12/12/99
	Steve Smith, vs. Carolina, 11/11/01
	Maurice Morris, vs. Seattle, 10/20/02
	Kevin Kasper, vs. Arizona, 12/15/02
6	Many times, last by LaRod Stephens-Howling, vs. Arizona, 12/5/10

YARDS GAINED

Career

3,918	Ron Brown, 1984-89, 1991
3,577	Tony Horne, 1998-2000
3,438	Drew Hill, 1979-84

Season

1,618	Danny Amendola, 2009
1,379	Tony Horne, 2000
1,306	Tony Horne, 1998

Season, Rookie

1,306	Tony Horne, 1998
1,175	Arlen Harris, 2003
1,110	David Thompson, 1997

Game

267	Tony Horne, @ Kansas City, 10/22/00
229	Derek Stanley, vs. Pittsburgh, 12/20/07
217	Danny Amendola, @ Tennessee, 12/13/09

Game, Opponent

304	Tyrone Hughes, @ New Orleans, 10/23/94
294	Wally Triplett, vs. Detroit, 10/29/50
252	Steve Smith, vs. Carolina, 11/11/01

Longest Kickoff Return

105t	Jon Arnett, vs. Detroit, 10/29/61
	Travis Williams, vs. New Orleans, 12/5/71
103t	Tom Wilson, @ Baltimore, 11/25/56
	Tony Horne, vs. Atlanta 10/15/00
	Pharoh Cooper, @ Jacksonville, 10/15/17
102t	Tony Horne, vs. Atlanta, 11/29/98
102	Benny Cunningham, vs. TB 12/17/15

Longest Kickoff Return, Opponent

105t	Abe Woodson, vs. San Francisco, 11/8/53
	Stefan Logan, at Detroit, 10/10/10

104t	Travis Williams, vs. Green Bay, 12/9/67
103t	Russ Craft, vs. Philadelphia, 10/7/50

AVERAGE YARDAGE

Career (Min. 75 returns)

27.1	Benny Cunningham, 2013-present (95-2,575)
26.3	Ron Brown, 1984-89, 91 (149-3,918)
24.7	Tony Horne, 1998-2000 (143-3,575)
23.8	Woodley Lewis, 1950-55 (109-2,575)

Season (Qualifiers)

33.7	Verda (V.T.) Smith, 1950 (22-742)
32.8	Ron Brown, 1985 (28-918)
31.8	Tom Wilson, 1956 (15-477)

Season, Rookie (Qualifiers)

31.8	Tom Wilson, 1956 (15-477)
28.0	Jon Arnett, 1957 (18-504)
27.1	Ron Waller, 1955 (17-461)

Game (3 returns)

51.7	Tommy Wilson, vs. Green Bay, 12/6/59
51.5	Tony Horne, vs. Atlanta, 11/29/98
50.3	Verda (V.T.) Smith, vs. Detroit 10/29/50

Game, Opponent (3 returns)

73.5	Wally Triplett, vs. Detroit, 10/29/50
52.7	Abe Woodson, vs. San Francisco, 11/8/53
51.8	Joe Scott, @ New York Giants, 11/14/78

TOUCHDOWNS

Career

4	Ron Brown, 1984-89, 1991
	Tony Horne, 1998-2000
3	Verda (V.T.) Smith, 1949-53
	Cullen Bryant, 1973-82, 1987
2	Jon Arnett, 1957-63

Season

3	Verda (V.T.) Smith, 1950
	Ron Brown, 1985
2	Tony Horne, 1999
1	Many times, last by Pharoh Cooper, 2017

Game

12	Ron Brown, vs. Green Bay, 11/24/85
1	Many times, last by Pharoh Cooper, @ JAX, 10/15/17

Game, Opponent

2	Tyrone Hughes, @ New Orleans, 10/23/94
	Devin Hester, vs. Chicago, 12/11/06
1	Many times, last by Knile Davis, at Kansas City, 10/16/14

FIELD GOAL RETURNS

Longest Field Goal Return

99t	Jerry Williams, vs. Green Bay, 12/16/51
-----	---

Longest Field Goal Return, Opponent

83t	Kevin Ross, vs. Atlanta, 10/12/95
-----	-----------------------------------

COMBINED KICK RETURNS

MOST RETURNS

Career

215	Woodley Lewis, 1950-55
207	Danny Amendola, 2009-12
183	Tavon Austin, 2013-present

Season

97	Danny Amendola, 2009
90	Danny Amendola, 2010
88	Alvin Haymond, 1970
	Todd Kinchen, 1995



YARDS GAINED

Game	
294	Woodley Lewis, @ Detroit, 10/18/53
267	Tony Horne, @ Kansas City, 10/22/00
262	Dante Hall, @ Dallas, 9/30/07

Game, Opponent	
347	Tyrone Hughes, @ New Orleans, 10/23/94
294	Wally Triplett, vs. Detroit, 10/29/50
267	Steve Smith, vs. Carolina, 11/11/01

TOUCHDOWNS

Career	
4	Verda (V.T.) Smith, 1949-53 Woodley Lewis, 1950-55 LeRoy Irvin, 1980-89 Henry Ellard, 1983-91 Ron Brown, 1984-89, 1991 Tony Horne, 1998-2000
3	Jon Arnett, 1957-63 Cullen Bryant, 1973-82, 1987 Eddie Kennison, 1996-1998
2	Fred Gehrke, 1940, 1945-49 Tom Kalmanir, 1949-51 Todd Kinchen, 1992-95 Az-Zahir Hakim, 1998-2001

COMBINED NET YARDAGE

Includes rushing, receiving, interception returns, kickoff returns, punt returns, and fumble returns.

ATTEMPTS

Career	
2,806	Steven Jackson, 2004-12
1,919	Marshall Faulk, 1999-2006
1,648	Eric Dickerson, 1983-87
Season	
442	Eric Dickerson, 1983
436	Steven Jackson, 2006
432	Eric Dickerson, 1986
Season, Rookie	
*442	Eric Dickerson, 1983
320	Jerome Bettis, 1993
250	Todd Gurley, 2015
Game	
44	Jerome Bettis, vs. Chicago, 1/2/94 (ru 39, re 5)
39	Five times, last by Steven Jackson, vs. Washington, 12/24/06 (ru 33, re 6)
38	Jerome Bettis, @ Kansas City, 9/25/94 (ru 35, re 2)

YARDS

Career	
14,311	Isaac Bruce, 1994-2007
13,538	Steven Jackson, 2004-12
12,732	Torry Holt, 1999-2008
Season	
2,429	Marshall Faulk, 1999
2,401	Steven Jackson, 2006
2,259	Eric Dickerson, 1984
Season, Rookie	
2,212	Eric Dickerson, 1983
1,801	Eddie Kennison, 1996
1,673	Jerome Bettis, 1993
Game	
336	Willie Anderson, @ New Orleans, 11/26/89
314	Tavon Austin, @ Indianapolis, 11/10/13

303	Jim Benton, vs. Detroit, 11/22/45
286	Marshall Faulk, vs. Atlanta, 10/15/00

INTERCEPTIONS BY

Career	
46	Ed Meador, 1959-70
37	Nolan Cromwell, 1977-87
34	LeRoy Irvin, 1980-89
Season	
*14	Dick (Night Train) Lane, 1952
12	Woodley Lewis, 1950
11	Will Sherman, 1955
Season, Rookie	
*14	Dick (Night Train) Lane, 1952
12	Woodley Lewis, 1950
9	George Sims, 1949 Don Burroughs, 1955
Game	
3	Many times, last by Keith Lyle, @ Atlanta, 12/15/96
2	Many times, last by Trumaine Johnson, vs. Oakland, 11/30/14
1	Many times, last by Mark Barron, @ Dallas, 10/1/17
Game, Opponent	
4	Dave Baker, vs. San Francisco, 12/4/60
3	Many times, last by Adrian Wilson and Kerry Rhodes, vs. Arizona, 9/12/10
2	Many times, last by Patrick Peterson, at Arizona, 11/9/14
Consecutive Games Intercepted By	
6	Will Sherman, 1954-55
5	Dick (Night Train) Lane, 1952
4	Nolan Cromwell, 1980 Kirk Collins, 1983 Oshiomogho Atogwe, 2007 Trumaine Johnson, 2015

YARDS GAINED

Career	
671	Nolan Cromwell, 1977-87
654	LeRoy Irvin, 1980-89
547	Ed Meador, 1959-70
Season	
298	Dick (Night Train) Lane, 1952
275	Woodley Lewis, 1950
205	Travis Fisher, 2003
Season, Rookie	
298	Dick (Night Train) Lane, 1952
275	Woodley Lewis, 1950
152	Jack Morris, 1958
Game	
107	Aaron Martin, vs. San Francisco, 10/18/64
106	Anthony Parker, vs. Jacksonville, 10/20/96
99	Johnnie Johnson, vs. Green Bay, 9/21/80 Janoris Jenkins @ San Diego, 11/23/14
Game, Opponent	
111	Ace Parker, vs. Brooklyn, 11/17/40
108	Felix Wright, vs. Cleveland, 10/26/87
105	Malcolm Jenkins, at New Orleans, 12/12/10
Longest Returns	
99t	Johnnie Johnson, vs. Green Bay, 9/21/80
99t	Janoris Jenkins, at San Diego, 11/23/14
98t	Alec Ogletree, at Houston, 10/13/13
97t	Herb Rich, vs. Dallas Texans, 11/2/52 Bobby Smith, vs. San Francisco, 10/18/64
95t	Will Sherman, vs. Green Bay, 12/16/56



Longest Return, Opponent

101t	Richie Pettibon, @ Chicago, 12/9/62
	Henry Carr, vs. New York Giants, 11/13/66
99t	Tim Lewis, @ Green Bay, 11/18/84
	Dominique Rodgers-Cromartie, @ Arizona, 12/7/08
97t	Reggie Rutland, @ Minnesota, 12/15/91

TOUCHDOWNS

Career

5	Ed Meador, 1959-70
	LeRoy Irvin, 1980-89
	Janoris Jenkins, 2012-2015
4	Jack Pardee, 1957-70
	Jim Youngblood, 1973-84
	Rod Perry, 1975-82
	Nolan Cromwell, 1977-87
	Johnnie Johnson, 1980-89

Season

3	Monte Jackson, 1976
	Rod Perry, 1978
	Janoris Jenkins, 2012

FUMBLES

OPPONENTS' FUMBLES RECOVERED

Career

19	Johnnie Johnson, 1980-89
18	Ed Meador, 1959-70
17	Nolan Cromwell, 1977-87

Season

5	Andy Robustelli, 1955
	Bill Jabko, 1959
	Ed Meador, 1961
	Johnnie Johnson, 1981
	Brian Young, 2003
4	Many times, last by Anthony Parker, 1995
3	Many times, last by William Hayes, 2013

Longest Fumble Return

98t	Toby Wright, @ New Orleans, 10/23/94
94t	Keith Lyle, @ Atlanta, 9/24/00
93t	Adam Archuleta, vs. Tampa Bay, 10/18/04

Longest Fumble Return, Opponent

85t	Eric Hill, vs. Phoenix, 9/1/91
84t	Larry Brink, vs. Chicago Bears, 11/28/54
82t	Donnie Edwards, vs. San Diego, 11/10/02

OPPONENTS' FUMBLES RETURNED FOR TOUCHDOWNS

Career

2	Jack Dwyer, 1952-54
	Toby Wright, 1994-97
	Leonard Little, 1998
1	Mike Jones, 1997-2000
	Devin Bush, 1999-2001
	Dre' Bly, 1999-2002
	Aeneas Williams, 2001-04
	Adam Archuleta, 2001-05
	Victor Adeyanju, 2006
	Oshiomogho Atogwe, 2008
	Janoris Jenkins, 2012
	<i>Daren Bates, 2013</i>
	Chris Long, 2013
	Robert Quinn, 2013
	Rodney McLeod, 2015
	Akeem Ayers, 2015
	Ethan Westbrooks, 2016

SACKS

TOTAL SACKS

Career (Unofficial)

159.5	David (Deacon) Jones, 1961-71
151.5	Jack Youngblood, 1971-84
94.0	Merlin Olsen, 1962-76

Season

22.0	David (Deacon) Jones, 1964
	David (Deacon) Jones, 1968
19.0	Robert Quinn, 2013
18.0	Jack Youngblood, 1979
17.0	Kevin Carter, 1999

Season, Rookie

9.0	Aaron Donald, 2014
8.0	David (Deacon) Jones, 1961
6.0	Kevin Carter, 1995
5.0	Sean Gilbert, 1992
	Robert Quinn, 2011

Game

5.0	Gary Jeter, @ Los Angeles Raiders, 9/18/88
4.5	Kevin Greene, @ San Francisco, 12/18/88
4.0	Sean Gilbert, vs. Pittsburgh, 9/12/93
	Leonard Little, vs. Minnesota, 11/30/03
3.0	Many Times, last William Hayes, @ Seattle, 12/27/15

Game, Opponent

4.0	Edmund Nelson, vs. Pittsburgh, 9/16/84
	Roy Barker, vs. San Francisco 10/25/98
	Darryl Tapp, @ Seattle 10/21/07
3.0	Many times, last by Chris Clemons, vs. Seattle, 11/20/11
2.5	John Rade, @ Atlanta, 11/17/85
	Reggie White, @ Green Bay, 9/3/95
	Kevin Greene, vs. Carolina 11/17/96
	DaShon Polk, @ Houston 11/27/05
	Bryant Young, @ San Francisco 11/18/07
	Brian Orakpo, vs. Washington, 10/2/11
	Isreal Idonije, @ Chicago, 9/23/12

TACKLES

COMBINED TACKLES

Career

1,015	James Laurinaitis, 2009-2015
915	Merlin Olsen, 1962-76
897	Jack Reynolds, 1970-80
896	David (Deacon) Jones, 1961-71

Season

193	London Fletcher, 2000
189	London Fletcher, 2001
185	Jim Collins, 1984

BLOCKED KICKS

BLOCKED PUNTS

Career

10	Ed Meador, 1959-70
8	Jack Youngblood, 1971-84
	David (Deacon) Jones, 1961-71
6	Ivory Sully, 1979-84
	Nolan Cromwell, 1977-87

Season

4	Ed Meador, 1964
3	Ed Meador, 1962
	Irv Cross, 1966
	Tony Guillory 1967
	Nolan Cromwell, 1987



TEAM RECORDS



GAMES WON

Most Consecutive Games Won (Including postseason)

11	1969
8	1952, 1967, 2001
7	1978, 1985, 1999, 2003

Most Games Won, Season (Regular Season)

14	2001
13	1999
12	1973, 1975, 1978, 2003

Most Consecutive Games Won, Season (Including postseason)

11	1969
8	1952, 1967, 2001
7	1978, 1985, 1999, 2003

Most Consecutive Home Games Won (Regular Season)

15	2002-04
13	1998-2000
11	1973-74, 1976-78

Most Consecutive Road Games Won (Regular Season)

9	2000-02
7	1967-68
	1968-69
	1975-76
5	1988

GAMES LOST

Most Consecutive Games Lost (Regular Season)

17	2008-09
12	1937-38, 1959-60
11	1991-92

Most Consecutive Home Games Lost (Regular Season)

14	2008-10
11	1961-63
8	1997-98

Most Consecutive Away Games Lost (Regular Season)

12	1991-92
10	1961-62
9	1956-57, 1964-65, 2008-09

SCORING

Most Points, Season

540	2000
526	1999
503	2001

Most Points, Opponent, Season

471	2000
465	2008
438	2007

Fewest Points, Season

75	1937
116	1941
131	1938

Fewest Points, Opponent, Season

135	1975
136	1945
146	1977

Most Points, Game

70	vs. Baltimore, 10/22/50
65	vs. Detroit, 10/29/50
59	vs. Atlanta, 12/4/76
	vs. Atlanta, 11/10/96

Most Points, Opponent, Game

56	@ Philadelphia, 10/8/50
	@ Baltimore, 11/25/56
54	@ Kansas City, 10/22/00
52	vs. Chicago, 10/13/63

Most Points, Both Teams, Game

97	Rams 70, Baltimore 27, 10/22/50
89	Rams 52, New York Giants 37, 11/14/48
	Rams 65, Detroit 24, 10/29/50
88	Rams 57, vs. San Diego 31 10/1/00
	@ Kansas City 54, Rams 34, 10/22/00

Fewest Points, Both Teams, Game

6	Many times, last @ New Orleans 6, Rams 0, 11/9/86
7	vs. Chicago Cardinals 7, Rams 0, 11/23/41
	@ Chicago Cardinals 7, Rams 0, 9/13/42
9	@ Green Bay 6, Rams 3, 11/14/65
	Rams 9, @ Cleveland 0, 11/27/77

Most Points Overcome to Win Game

24	@ Tampa Bay, 12/6/92, (trailed 3-27, won 31-27)
22	@ Green Bay, 10/12/52, (trailed 6-28, won 30-28)
21	@ Green Bay, 11/17/57, (trailed 3-24, won 31-27)
	@ Houston, 11/27/05, (trailed 3-24, won 33-27)

Most Points, Opponent, Overcome to Win Game

23	@ Green Bay, 9/12/82, (trailed 23-0, won 35-23)
21	vs. Denver, 12/12/82, (trailed 21-0, won 27-24)
	vs. Dallas, 9/21/14, (trailed 21-0, won 34-31)
18	vs. New Orleans, 10/28/01, (trailed 24-6, won 34-31)

Most Points Overcome to Tie Game

28	vs. Philadelphia, 10/3/48, (trailed 0-28, tied 28-28)
17	@ Chicago Cardinals, 11/15/53, (trailed 17-0, tied 24-24)
14	@ Chicago Bears, 10/13/46, (trailed 24-10, tied 24-24)
	@ Chicago Cardinals, 11/20/49, (trailed 28-14, tied 28-28)
	@ Minnesota, 11/25/62, (trailed 24-10, tied 24-24)

Most Points, First Half

44	vs. Green Bay, 9/21/80
38	vs. Green Bay, 9/24/89
	vs. Oakland, 11/30/14
36	vs. St. Louis, 12/15/85

Most Points, Opponent, First Half

42	@ Baltimore, 11/25/56
40	@ New York Jets, 11/9/08
38	@ San Francisco, 10/28/51

Most Points, Both Teams, First Half

55	vs. New York Yanks, 11/18/51 (Rams 34, Yanks 21)
	vs. Detroit, 10/30/60 (Rams 34, Lions 21)
51	vs. Green Bay, 9/21/80 (Rams 44, Packers 7)
50	vs. Atlanta, 10/15/00 (Rams 29, Falcons 21)

Most Points, Second Half

41	vs. Detroit, 10/29/50
38	vs. Chicago, 11/4/51
35	vs. Baltimore, 10/22/50
	vs. Green Bay, 12/3/50
	vs. Atlanta, 12/4/76

Most Points, Opponent, Second Half

35	vs. Minnesota, 11/17/72
	@ Green Bay, 9/12/82
33	vs. St. Louis, 9/23/60
31	vs. Cleveland, 10/7/51
	vs. San Francisco, 10/23/83
	vs. Green Bay, 9/24/89

Most Points, Both Teams, Second Half

56	vs. Minnesota, 11/17/72 (Vikings 35, Rams 21)
55	vs. Detroit, 10/29/50 (Rams 41, Lions 14)
	@ New York Giants, 11/19/50 (Giants 28, Rams 27)
52	@ New York Giants, 11/14/48 (Rams 31, Giants 21)
	vs. Chicago Cardinals, 11/11/51 (Rams 38, Cardinals 14)

*NFL Record

† Ties NFL Record



Most Points, First Quarter

- 26 vs. Green Bay, 12/12/53
- 24 vs. Seattle, 10/31/76
- vs. New England, 11/2/80
- 21 Many times, last vs. Oakland, 11/30/14

Most Points, Opponent, First Quarter

- 28 @ Oakland, 10/29/72
- 21 Twice, last vs. Baltimore, 9/25/11
- 20 @ Kansas City, 10/22/00

Most Points, Both Teams, First Quarter

- 34 vs. Baltimore, 10/22/50 (Rams 21, Colts 13)
- 33 vs. Green Bay, 12/12/53 (Rams 26, Packers 7)
- 28 vs. New Orleans, 12/5/71 (Rams 21, Saints 7)
- @ Oakland, 10/29/72 (Raiders 28, Rams 0)
- vs. Dallas, 10/19/08 (Rams 21, Cowboys 7)
- vs. Chicago, 11/24/13 (Rams 21, Bears 7)

Most Points, Second Quarter

- 37 vs. Green Bay, 9/21/80
- 28 @ New Orleans, 10/7/79
- @ Atlanta, 12/9/79
- vs. Green Bay, 9/24/89
- vs. Indianapolis, 12/30/01
- 24 vs. Green Bay, 12/14/58
- vs. Detroit, 10/30/60
- vs. Pittsburgh, 9/22/68

Most Points, Opponent, Second Quarter

- 28 Many times, last @ San Francisco, 11/16/08
- 24 vs. Arizona, 11/2/08
- 23 vs. Minnesota, 12/16/12

Most Points, Both Teams, Second Quarter

- 45 vs. Detroit, 10/30/60 (Rams 24, Lions 21)
- 44 vs. Green Bay, 9/21/80 (Rams 37, Packers 7)
- 42 @ Detroit, 10/12/58 (Rams 21, Lions 21)

Most Points, Third Quarter

- *41 vs. Detroit, 10/29/50
- 28 vs. Chicago Cards, 11/11/51
- 21 Many times, last vs. Houston, 11/12/17

Most Points, Opponent, Third Quarter

- 25 vs. New Orleans, 10/28/01
- 21 Many times, last @ Dallas, 9/30/07
- 20 Three times, last vs. San Francisco, 10/22/95

Most Points, Both Teams, Third Quarter

- 48 vs. Detroit, 10/29/50 (Rams 41, Lions 7)
- 31 @ New York Giants, 11/14/48 (Giants 21, Rams 10)
- @ Chicago, 11/3/86 (Rams 17, Bears 14)
- 28 Many times, last @ Cleveland, 12/12/90 (Rams 14, Browns 14)

Most Points, Fourth Quarter

- 28 vs. Chicago, 10/26/52
- vs. San Francisco, 12/30/02
- 24 @ Green Bay, 10/12/52
- @ Green Bay, 10/18/59
- @ Atlanta, 11/19/67
- 21 Many times, last vs. New Orleans, 10/23/05

Most Points, Opponent, Fourth Quarter

- 28 vs. San Francisco, 10/23/83
- 23 @ Oakland, 12/18/82
- 22 vs. Arizona, 11/20/05
- @ New Orleans, 11/11/07

Most Points, Both Teams, Fourth Quarter

- 38 @ New York Yanks, 11/19/50 (Yanks 21, Rams 17)
- 35 vs. Minnesota, 11/17/72 (Vikings 21, Rams 14)
- vs. San Francisco, 10/23/83 (49ers 28, Rams 7)
- 34 @ San Francisco, 10/4/92 (Rams 17, 49ers 17)

TOUCHDOWNS**Most Touchdowns, Season**

- 67 2000
- 66 1999
- 64 1950

Fewest Touchdowns, Season

- 10 1937
- 16 1941
- 17 2009

Most Touchdowns, Game

- †10 vs. Baltimore, 10/22/50
- 9 vs. Detroit, 10/29/50
- 8 Five times, last vs. Atlanta 11/10/96

Most Touchdowns, Opponents, Game

- 8 @ Philadelphia, 10/8/50
- @ Baltimore, 11/25/56
- 7 @ San Francisco, 12/27/87
- @ Kansas City, 10/22/00
- @ Kansas City, 12/8/02
- @ New Orleans, 11/27/16
- 6 Many times, last vs. New England, 10/28/12

Most Touchdowns, Both Teams, Game

- 14 vs. Baltimore, 10/22/50 (Rams 10, Colts 4)
- 12 @ New York Giants, 11/14/48 (Rams 7, Giants 5)
- vs. Washington, 12/11/49 (Rams 8, Redskins 4)
- vs. Detroit, 10/29/50 (Rams 9, Lions 3)
- @ Kansas City, 10/22/00 (Chiefs 7, Rams 5)
- 11 Six times, last vs. San Francisco, 10/23/83 (49ers 6, Rams 5)

POINTS AFTER TOUCHDOWNS**Most Points After Touchdowns, Season**

- 64 1999
- 59 1950
- 58 2000, 2001

Most Points After Touchdowns, Game

- *10 vs. Baltimore, 10/22/50
- 8 vs. Detroit, 10/29/50
- vs. San Francisco, 11/9/58
- vs. Atlanta, 11/10/96
- 7 Many times, last vs. Oakland, 11/30/14

Most Points After Touchdowns, Opponent, Game

- 8 @ Philadelphia, 10/8/50
- @ Baltimore, 11/25/56
- 7 @ San Francisco, 12/27/87
- @ Kansas City, 12/8/02
- @ New Orleans, 11/27/16
- 6 Many times, last vs. New England, 10/28/12

TWO-POINT CONVERSIONS**Most Two-Point Conversions, Season**

- 5 2012
- 4 1998, 2000, 2004
- 3 2013
- 2 1994, 1995, 1996, 1999, 2001, 2005

Most Two-Point Conversions, Opponents, Season

- 7 1997
- 3 1994, 2000
- 2 1988, 2007, 2015

Most Two-Point Conversions, Game

- *4 vs. Atlanta, 10/15/00
- 1 27 times, last vs. San Francisco, 11/11/15

Most Two-Point Conversions, Opponent, Game

- 2 @ New Orleans, 11/11/07
- 1 Many times, last vs. Seattle, 9/13/15



Most Two-Point Conversion Attempts, Season

9 2000
6 1995, 2012
5 1994

Most Two-Point Conversion Attempts, Opponent, Season

8 1997
6 2000
4 1994, 2007

FIELD GOALS**Most Field Goals Attempted, Season**

†49 1966
47 1973
45 1970

Most Field Goals Attempted, Opponent, Season

39 2007
38 2010
37 1993, 2011, 2012

Most Field Goals Attempted, Game

7 vs. Detroit, 12/9/51
vs. Denver, 9/10/06
@ Dallas, 10/1/17
6 Many times, last @ New Orleans, 11/26/72
5 Many times, last @ Minnesota, 11/8/15

Most Field Goals Attempted, Opponent, Game

7 vs. Baltimore, 12/4/54
vs. Minnesota, 11/5/89
6 Many times, last vs. New Orleans, 9/26/04
5 Many times, last @ Baltimore, 11/22/15

Most Field Goals Made, Game

7 at Dallas, 10/1/17
6 vs. Denver, 9/10/06
5 vs. Detroit, 12/9/51
vs. San Diego, 10/1/00
vs. Denver, 11/16/14
4 Many times, last at Minnesota, 11/8/15

Most Field Goals Made, Opponent, Game

†7 vs. Minnesota, 11/5/89
5 vs. Dallas, 12/21/87
vs. New Orleans, 9/26/04
@ Baltimore, 10/14/07
vs. Minnesota, 12/16/12
4 Many times, last at Tampa Bay, 10/24/10

SAFETIES**Most Safeties, Game**

*3 vs. New York Giants, 9/30/84
2 vs. Green Bay, 10/21/73
2 @ Arizona, 11/6/11
1 Many times, last vs. Indianapolis, 9/10/17

Most Safeties, Game, Opponent

2 @ San Francisco, 9/8/96
1 Many times, last vs. Arizona, 12/8/13

FIRST DOWNS**Most First Downs, Season**

380 2000
357 2001
335 1999, 2003

Most First Downs, Opponent, Season

337 2013
333 1994
2009
329 1996

Fewest First Downs, Season

88 1937
101 1938
103 1942

Fewest First Downs, Opponent, Season

116 1944
124 1939
129 1945

Most First Downs, Game

38 vs. New York Giants, 11/13/66
34 vs. New York Yanks, 9/28/51
vs. Arizona, 9/28/03
33 vs. Green Bay, 12/16/56

Most First Downs, Opponent, Game

36 vs. Jacksonville, 10/20/96
32 @ San Francisco, 11/20/94
30 vs. Phoenix, 10/2/88
30 vs. Chicago, 11/24/13, vs. New Orleans 12/15/13, vs. TB 12/17/15

Most First Downs, Both Teams, Game

58 vs. Chicago Bears, 10/24/54 (Rams 30, Bears 28)
57 @ New York Yanks, 11/19/50 (Rams 32, Yanks 25)
55 vs. Buffalo, 12/10/95 (Bills 28, Rams 27)
vs. Minnesota, 12/10/00 (Rams 32, Vikings 23)

Fewest First Downs, Game

2 vs. Washington, 11/21/37
3 Four times, last @ Detroit, 9/24/40
4 Four times, last @ Detroit, 12/14/69

Fewest First Downs, Opponent, Game

1 @ Seattle, 11/4/79
2 vs. Atlanta, 9/23/73
4 vs. Chicago Cardinals, 9/17/38
vs. Chicago Cardinals, 10/22/39

Fewest First Downs, Both Teams, Game

12 vs. Chicago Cards, 10/3/37 (Rams 3, Cardinals 9)
13 @ Detroit, 10/15/44 (Rams 7, Lions 7)
15 Many times, last @ San Francisco, 11/21/76 (Rams 8, 49ers 7)

Most First Downs, Rushing, Season

177 1973
148 1983
144 1980

Fewest First Downs, Rushing, Season

†36 1942
51 1944
61 1982

Fewest First Downs, Rushing, Opponent, Season

53 1999
63 1966
64 1966, 1970

Most First Downs, Rushing, Game

21 @ New Orleans, 11/25/73
19 vs. Atlanta, 12/4/76
18 Three times, last @ Seattle, 11/4/79

Most First Downs, Rushing, Game, Opponent

20 @ Washington, 11/25/51
18 vs. New Orleans, 12/16/79
vs. Detroit, 9/7/80
17 @ Detroit, 10/12/58

Fewest First Downs, Rushing, Game

0 @ San Francisco, 12/6/64
vs. New York Jets, 11/15/70
@ Detroit, 11/17/91
@ Kansas City, 12/8/02
1 Many times, last vs. Seattle, 11/20/11
2 Many times, last at New England, 12/4/16

Fewest First Downs, Rushing, Opponent, Game

0 Many Times, last @ Indianapolis, 11/10/13
1 Many Times, last @ San Francisco, 11/18/07
2 Many times, last vs. Oakland, 11/30/14

Most First Downs, Passing, Season

247 2000
236 2001
219 2002



Most First Downs, Passing, Opponent, Season

203 2013
 198 1944
 197 2012

Fewest First Downs, Passing, Season

23 1937
 43 1944
 44 1941

Fewest First Downs, Passing, Opponent, Season

28 1937
 41 1938, 1944
 43 1939

Most First Downs, Passing, Game

23 vs. Minnesota, 12/16/12
 22 @ New York Giants, 10/2/05
 21 Many times, last vs. San Diego, 10/1/00
 20 Many times, last @ New Orleans, 11/11/07

Most First Downs, Opponent, Passing, Game

24 vs. Jacksonville, 10/20/96, vs. New Orleans 12/15/13
 23 @ Detroit Lions, 9/9/12
 20 @ San Francisco, 10/3/04

Fewest First Downs, Passing, Game

0 @ San Francisco, 10/10/71
 1 Many times, last vs. Detroit, 10/19/86
 2 Many times, last @ New Orleans, 9/15/91

Fewest First Downs, Passing, Opponent, Game

0 @ Pittsburgh, 11/13/49
 vs. Atlanta, 9/23/73
 1 Many times, last @ Seattle, 11/4/79
 2 Many times, last vs. Atlanta, 10/26/86

Most First Downs, Penalty, Season

36 1998
 35 2013
 31 1990
 29 1981, 2010, 2011

Most First Downs, Penalty, Opponent, Season

47 2013
 40 2016
 35 1997

Fewest First Downs, Penalty, Season

5 1953
 6 1938
 7 1940, 1942

Fewest First Downs, Penalty, Opponent, Season

4 1938, 1940
 5 1937
 6 1944

NET YARDS GAINED RUSHING/PASSING**Most Yards Gained, Season**

*7,075 2000
 6,690 2001
 6,412 1999

Most Yards Gained, Opponent, Season

5,965 2009
 5,950 2008
 5,885 2015

Fewest Yards Gained, Season

1,794 1937
 2,253 1938
 2,286 1941

Fewest Yards Gained, Opponent, Season

2,519 1945
 2,717 1937
 2,785 1939

Most Yards Gained, Game

735 vs. New York Yanks, 9/28/51
 614 vs. San Diego, 10/1/00
 613 @ New York Yanks, 11/19/50

Most Yards Gained, Opponent, Game

582 vs. Cincinnati, 10/7/90
 574 @ Baltimore, 11/25/56
 541 @ Green Bay, 10/18/42

Most Yards Gained, Both Teams, Game

*1,113 @ New York Yanks, 11/19/50 (Rams 636, Yanks 497)
 995 vs. San Diego, 10/1/00 (Rams 614, Chargers 381)
 937 vs. Denver, 9/4/00 (Rams 514, Broncos 424)

Fewest Yards Gained, Game

58 @ Chicago Bears, 11/29/42
 81 vs. Chicago Cards 10/3/37
 86 vs. Washington, 11/21/37

Fewest Yards Gained, Opponent, Game

*-7 @ Seattle, 11/4/79
 63 vs. Green Bay, 10/21/73
 68 @ Chicago Cards, 10/22/39

Most Consecutive Games, 300 or More Yards

30 2000-02
 29 1949-51
 22 1999-2000

RUSHING**ATTEMPTS****Most Rushing Attempts, Season**

659 1973
 621 1977
 615 1980

Most Rushing Attempts, Game

65 @ Minnesota, 9/19/76
 63 @ Seattle, 11/4/79
 61 vs. New Orleans, 10/16/77

YARDS**Most Yards Gained Rushing, Season**

2,925 1973
 2,864 1984
 2,799 1980

Most Yards Gained Rushing, Opponent, Season

2,475 2008
 2,440 1961
 2,427 2011

Fewest Yards Gained Rushing, Season

798 1938
 875 1942
 929 1941

Fewest Yards Gained Rushing, Opponent, Season

1,119 1967
 1,189 1999
 1,202 1982

Most Yards Gained Rushing, Game

371 @ New York Yanks, 11/18/51
 340 @ New Orleans, 11/25/73
 337 vs. Carolina, 11/11/01

Most Yards Gained Rushing, Opponent, Game

352 @ Washington, 11/25/51
 330 @ Cleveland, 11/24/57
 vs. Detroit, 9/7/80
 307 vs. New Orleans, 11/18/81

Most Yards Gained Rushing, Both Teams, Game

*595 vs. New York Yanks, 11/18/50 (Rams 371, Yanks 224)
 548 vs. Minnesota 11/5/61 (Rams 295, Vikings 253)
 506 @ Green Bay, 10/22/44 (Packers 294, Rams 212)



Fewest Yards Gained Rushing, Game

-29 @ Washington, 10/11/42
 6 vs. Arizona, 11/20/05
 10 @ Chicago Bears, 11/29/42

Fewest Yards Gained Rushing, Opponent, Game

1 vs. Chicago Bears, 10/26/52
 6 vs. New York Giants, 11/12/89
 8 vs. New York Giants, 9/30/84

Fewest Yards Gained Rushing, Both Teams, Game

62 @ San Francisco, 12/6/64 (Rams 15, 49ers 47)
 78 @ Detroit, 11/7/99 (Rams 57, Detroit 21)
 82 vs. New Orleans, 9/6/98 (Rams 47, New Orleans 35)

TOUCHDOWNS**Most Touchdowns Rushing, Season**

28 1950
 26 2000
 24 1954

Most Touchdowns Rushing, Opponent, Season

26 1961, 2008
 24 2009
 22 1992, 1996, 2005

Most Touchdowns, Rushing, Game

7 vs. Atlanta, 12/4/76
 6 vs. New York Yanks, 11/18/51
 5 vs. Chicago, 10/24/54
 @ Detroit, 10/12/58
 vs. Minnesota, 12/10/00

Most Touchdowns, Rushing, Opponent, Game

6 vs. Cleveland, 11/24/57
 5 vs. Detroit, 10/30/60
 vs. Detroit, 9/7/80
 @ Pittsburgh, 11/3/96
 4 Many times, last @ Indianapolis, 10/17/05

Most Touchdowns Rushing, Both Teams, Game

8 vs. New York Yanks, 11/18/51 (Rams 6, Yanks 2)
 7 @ Cleveland, 11/24/57 (Rams 1, Browns 6)
 @ Detroit, 10/12/58 (Rams 5, Lions 2)
 vs. Atlanta, 12/4/76 (Rams 7, Falcons 0)
 vs. Detroit, 9/7/80 (Rams 2, Lions 5)
 6 Many times, last @ Tampa Bay, 12/18/00 (Rams 3, Buccaneers 3)

PASSING**ATTEMPTS****Most Passes Attempted, Season**

635 2002
 632 1995
 600 2003

Fewest Passes Attempted, Season

168 1937
 199 1945
 208 1944

Most Passes Attempted, Game

62 @ New York Giants, 10/2/05
 61 vs. Buffalo, 12/10/95
 56 @ San Francisco, 9/11/05

Most Passes Attempted, Opponent, Game

64 vs. Philadelphia, 11/6/49
 58 @ Arizona, 9/29/96
 vs. Atlanta, 12/2/07
 @ Tampa Bay, 9/25/16

Most Passes Attempted, Both Teams, Game

97 vs. Chicago, 12/26/99 (Bears 55, Rams 42)
 @ New York Giants, 10/2/05 (Rams 62, Giants 35)
 96 vs. Cardinals, 9/12/10 (Cardinals 41, Rams 55)

93 vs. Atlanta, 12/2/07 (Rams 35, Atlanta 58)

Fewest Passes Attempted, Game

4 vs. Detroit, 9/10/37
 6 vs. Chicago Cards, 11/5/39
 @ New York Giants, 11/10/40
 8 vs. Chicago Bears, 10/9/38
 @ San Francisco, 11/21/76

Fewest Passes Attempted, Opponent, Game

†0 vs. Detroit, 9/10/37
 @ Pittsburgh, 11/13/49
 6 @ Brooklyn, 9/20/39
 7 vs. Chicago Cards, 11/5/39
 vs. Baltimore, 12/18/65

Fewest Passes Attempted, Both Teams, Game

4 vs. Detroit, 9/10/37 (Rams 4, Lions 0)
 24 vs. Atlanta, 9/23/73 (Rams 15, Falcons 9)
 25 Many times, last @ Pittsburgh, 11/13/49 (Rams 25, Steelers 0)

COMPLETIONS**Most Passes Completed, Season**

408 2002
 392 2005
 380 2000

Most Passes Completed, Game

40 @ New York Giants, 10/2/05
 36 vs. San Diego, 11/10/02
 35 vs. San Francisco, 10/27/85
 @ Seattle, 9/10/00
 @ Green Bay, 11/29/04
 vs. Minnesota, 12/16/12

Most Passes Completed, Opponent, Game

37 @ New York Jets, 9/25/83
 vs. Jacksonville, 10/20/96
 @ Arizona, 9/29/96
 36 vs. New England, 11/16/86
 vs. Chicago, 11/24/113
 @ Tampa Bay, 9/25/16
 34 @ St. Louis, 11/4/84

Most Passes Completed, Both Teams, Game

65 @ Atlanta, 9/15/13 (Falcons 31, Rams 24)
 60 @ Philadelphia, 9/9/01 (Rams 28, Eagles 32)
 59 vs. Chicago, 12/26/99 (Rams 27, Bears 32)
 @ New York Giants, 10/2/05 (Rams 40, Giants 19)

Fewest Passes Completed, Game

1 Many times, last @ New York Giants, 11/10/40
 2 @ San Francisco, 10/10/71
 3 Many times, last @ San Francisco, 11/21/76

Fewest Passes Completed, Opponent, Game

†0 vs. Pittsburgh, 11/13/49
 2 Many times, last @ Seattle, 11/4/79
 3 Many times, last @ Chicago, 9/24/72

Fewest Passes Completed, Both Teams, Game

1 vs. Detroit, 9/10/37 (Rams 1, Lions 0)
 4 vs. Chicago Bears, 10/9/38 (Rams 1, Bears 3)
 6 vs. Chicago Cards, 10/3/37 (Rams 3, Cardinals 3)
 vs. Pittsburgh, 10/29/39 (Rams 1, Steelers 5)

YARDS**Most Yards Gained, Passing, Season**

*5,492 2000
 4,903 2001
 4,480 2002

Most Yards Gained, Passing, Opponent, Season

4,085 2000
 4,024 1989
 3,913 2009



Fewest Yards Gained, Passing, Season

839 1937
1,261 1944
1,352 1941

Fewest Yards Gained, Passing, Opponent, Season

883 1937
1,248 1938
1,249 1939

Most Yards Gained, Passing, Game

541 vs. New York Yanks, 9/28/51
506 vs. Chicago, 12/26/82
453 vs. San Diego, 11/10/02

Most Yards Gained, Passing, Opponent, Game

483 vs. Cincinnati, 10/7/90
475 vs. San Francisco, 11/28/93
439 vs. San Francisco, 12/11/89

Most Yards Gained, Passing, Both Teams, Game

847 vs. Cincinnati, 10/7/90 (Rams 364, Bengals 483)
784 vs. San Diego, 10/1/00 (Rams 451, Chargers 333)
769 vs. Chicago 12/26/82 (Rams 506, Bears 263)

Fewest Yards Gained, Passing, Game

-18 @ San Francisco, 10/10/71
-5 @ Dallas Texans, 11/9/52
18 vs. Pittsburgh, 10/29/39

Fewest Yards Gained, Passing, Opponent, Game

-30 @ Seattle, 11/4/79
-1 @ Green Bay, 10/13/74
0 vs. Detroit, 9/10/37
@ Pittsburgh, 11/13/49

Fewest Yards Gained, Passing, Both Teams, Game

20 vs. Detroit, 9/10/37 (Rams 20, Lions 0)
28 @ Dallas Texans, 11/9/52 (Rams -5, Texans 33)
44 @ San Francisco, 11/21/76 (Rams 26, 49ers 18)

COMPLETION PERCENTAGE**Highest Completion Percentage, Season**

68.8 2001
66.2 2012
65.4 2005

Highest Completion Percentage, Opponent, Season

68.1 2013
66.8 2015
65.7 2012
64.9 2016

Highest Completion Percentage, Game (10 att.)

88.9 @ San Francisco, 11/7/54
87.0 vs. San Francisco, 10/10/99
86.3 vs. Seattle, 10/19/14

Highest Completion Percentage, Opponent, Game (10 att.)

91.3 vs. Cleveland, 12/26/93
85.7 at Kansas City, 10/27/14
84.3 at Arizona, 12/9/13

HAD INTERCEPTED**Fewest Passes Had Intercepted, Season**

7 1969
8 2006
10 2011

Most Passes Had Intercepted, Season

35 1941
34 1938
32 1981

Most Passes Had Intercepted, Game

7 Many times, last vs. Detroit, 10/26/58
6 Many times, last @ Carolina, 12/12/04
5 Many times, last @ Tennessee, 12/13/09

TOUCHDOWNS**Most Touchdowns, Passing, Season**

42 1999
37 2000, 2001
31 1950, 1980, 1988

Most Touchdowns, Passing, Game

6 vs. New York Bulldogs, 11/27/49
vs. Washington, 12/11/49
vs. Detroit, 10/29/50
5 Many times, last vs. San Diego, 10/1/00
4 Many times, last vs. Washington, 12/24/06

Most Touchdowns, Passing, Opponent, Game

5 vs. St. Louis, 9/23/60
vs. Chicago, 10/13/63
vs. Miami, 12/14/86
@ San Francisco, 12/27/87
@ New Orleans, 11/27/16
4 Many times, last vs. New England, 10/28/12
3 Many times, last at Green Bay, 10/16/11

SACKS**TOTAL SACKS****Most Sacks, Season**

57 1999
56 1980, 1985, 1988
53 1970, 2013

Fewest Sacks, Season

17 1991
18 1982
25 2009
26 1994

Most Sacks, Game

10 vs. Atlanta, 9/28/69
vs. San Diego, 10/4/70
9 Many times, last vs. Arizona, 10/4/12
8 Three times, last vs. Minnesota, 11/30/03

Most Sacks, Opponent, Game

11 @ Baltimore, 11/22/64
10 @ San Francisco, 12/6/74
vs. San Francisco, 10/11/76
9 @ New Orleans, 12/1/85

Most Sacks, Both Teams, Game

16 @ Baltimore, 11/22/64 (Rams 5, Colts 11)
14 @ New Orleans, 10/24/76 (Rams 9, Saints 5)
13 vs. Tampa Bay, 11/5/78 (Rams 9, Buccaneers 4)

INTERCEPTIONS**TOTAL INTERCEPTIONS****Most Interceptions, Season**

38 1952
32 1967, 1976
31 1950, 1955

Most Interceptions, Game

7 vs. Detroit, 11/26/44
vs. Green Bay, 11/11/45
@ Chicago Bears, 10/9/49
vs. San Francisco, 10/18/64
6 @ Pittsburgh, 12/4/38
@ New York Yanks, 11/19/50
@ Dallas, 11/9/52
@ Kansas City, 10/20/85
@ Atlanta, 12/15/96
5 Many times, last @ Tennessee, 12/13/09



YARDS GAINED

Most Yards, Season

712 1952
567 1999
546 1980

Most Yards, Opponent, Season

518 1952
497 1995
492 2002

Fewest Yards, Season

5 1959
15 1938
24 1939

Fewest Yards, Opponent, Season

27 1938
40 1969
61 1939

Most Yards, Game

314 vs. San Francisco, 10/18/64
225 vs. Green Bay, 9/21/80
177 vs. Jacksonville, 10/20/96

Most Yards, Opponent, Game

182 vs. Dallas Texans, 11/2/52
171 @ San Francisco, 11/26/95
149 @ Chicago, 10/11/64

Most Yards, Both Teams, Game

338 vs. San Francisco, 10/18/64 (Rams 314, 49ers 24)
308 vs. Dallas Texans, 11/2/52 (Rams 126, Texans 182)
244 vs. Detroit, 11/1/53 (Rams 129, Lions 115)

TOUCHDOWNS

Most Touchdowns By Interceptions, Both Teams, Game

3 vs. Detroit, 11/1/53 (Rams 2, Lions 1)
@ Arizona, 12/30/07 (Rams 1, Cardinals 2)
2 Many times, last vs. Indianapolis, 9/10/17 (Rams 2)

PUNTING

Most Punts, Season

106 2011
98 1986
2016
96 2015

Most Punts, Opponents, Season

108 1979
104 1978
96 1986
2016

Most Punts, Game

12 vs. Chicago Bears, 10/9/38
vs. Green Bay, 11/26/39
@ New York, 11/10/40
@ San Francisco, 11/21/76
11 Many times, last @ San Francisco, 1/3/2010
10 Many times, last @ San Francisco, 9/12/16

Most Punts, Opponent, Game

14 vs. New York Yanks, 9/28/51
12 Three times, last vs. Chicago Cardinals, 11/23/41
11 Many times, last @ Seattle, 11/4/79

AVERAGE YARDAGE

Highest Average Distance, Punting, Season

49.6 2008
47.9 2015
47.8 2016

Highest Average Distance, Punting, Game (4 punts)

56.9 vs. Arizona, 10/4/12
56.2 vs. Buffalo, 9/28/08
55.7 vs. New York Giants, 9/14/08
56.0 vs. Arizona, 10/7/07

Highest Avg. Distance, Punting, Opponent, Game (4 punts)

57.3 @ Chicago Bears, 11/16/52
55.8 @ Detroit 10/10/54
55.3 @ Washington, 10/26/41

PUNT RETURNS

TOTAL RETURNS

Most Punt Returns, Season

67 1978
62 1970
58 1969, 1979

Most Punt Returns, Opponents, Season

60 1963, 1997
59 1979
58 1998

Fewest Punt Returns, Season

14 1961
19 1993
22 1982

Fewest Punt Returns, Opponent, Season

17 2001
22 1972
23 1999

Most Punt Returns, Game

8 Many times, last @ San Francisco, 10/25/81
7 Many times, last vs. Atlanta, 12/11/16
6 Many times, last vs. San Francisco, 9/7/97

Most Punt Returns, Opponent, Game

9 vs. Baltimore, 11/22/64
vs. Minnesota, 12/2/79
@ Philadelphia, 9/7/08
8 @ Detroit, 9/27/42
@ Chicago Bears, 11/29/42
7 Many times, last vs. Seattle, 11/20/11

Most Punt Returns, Both Teams, Game

15 @ Detroit, 9/27/42 (Rams 7, Lions 8)
@ Baltimore, 11/27/66 (Rams 8, Colts 7)
14 @ Atlanta, 9/12/76 (Rams 7, Falcons 7)
13 vs. Chicago, 11/23/75 (Rams 7, Bears 6)
@ Atlanta, 9/18/77 (Rams 8, Falcons 5)
@ Tampa Bay, 9/23/79 (Rams 7, Buccaneers 6)
vs. Minnesota, 12/2/79 (Rams 4, Vikings 9)

FAIR CATCHES

Most Fair Catches, Season

25 1998, 1999, 2011
24 1989, 2011
23 1997, 2005

Most Fair Catches, Opponent, Season

40 2016
30 1968, 1986
28 2011
25 2015

Most Fair Catches, Game

4 Many times, last vs. Seattle, 11/20/11
3 Many times, last at New York Jets 11/13/16
2 Many times, last vs. Miami 11/20/16



Most Fair Catches, Opponent, Game

7 @ San Francisco, 9/12/16
 5 Four times, last at San Francisco, 11/14/10
 4 Many times, last at Pittsburgh, 12/2/11

Most Fair Catches, Both Teams, Game

10 @ San Francisco, 9/12/16 (Rams 3, 49ers 7)
 8 @ Baltimore, 11/8/71 (Rams 3, Colts 5)
 7 Many times, last @ SF, 11/14/10 (Rams 2, 49ers 5)

YARDS GAINED**Most Yards, Punt Returns, Season**

711 1978
 676 1981
 640 1947

Most Yards, Punt Returns, Opponent, Season

681 1963
 652 1998
 637 1994

Fewest Yards, Punt Returns, Season

79 2013
 102 1993
 129 1960
 143 2004

Fewest Yards, Punt Returns, Opponent, Season

55 1972
 67 1971
 116 1977

Most Yards, Punt Returns, Game

219 @ Atlanta, 10/11/81
 166 @ San Francisco, 10/25/81
 147 @ Cincinnati 10/3/99

Most Yards, Punt Returns, Opponents, Game

155 vs. Washington, 9/21/63
 148 @ Buffalo, 11/21/04
 141 @ Green Bay, 10/9/94

Most Yards, Punt Returns, Both Teams, Game

*282 @ Atlanta, 10/11/81 (Rams 219, Falcons 63)
 198 @ Chicago Bears, 10/10/48 (Rams 69, Bears 129)
 189 @ Kansas City, 12/8/02 (Rams 94, Chiefs 95)

TOUCHDOWNS**Most Touchdowns, Punt Returns, Season**

3 1981
 2 1947, 1949, 1952, 1984, 1992, 1996
 1 1998, 1999, 2000, 2007, 2011, 2013, 2014, 2015

Most Touchdowns, Punt Returns, Opponent, Season

3 1951, 1994
 2 1993, 2002, 2003, 2011

Most Touchdowns, Punt Returns, Game

†2 @ Atlanta, 10/11/81
 vs. Atlanta, 12/27/92

Most Touchdowns, Punt Returns, Game, Opponent

2 @ Detroit, 10/14/51
 1 Many times, last vs. San Francisco, 12/26/19

KICKOFF RETURNS**Most Kickoff Returns, Season**

84 2004
 82 2007
 80 2008

Most Kickoff Returns, Opponent, Season

86 2001
 85 1999
 84 1989

Fewest Kickoff Returns, Season

26 1945

33 1977

34 1975, 2015

Fewest Kickoff Returns, Opponent, Season

19 1941
 22 2016
 25 2013

Most Kickoff Returns, Game

9 vs. New Orleans, 10/28/01
 at Tennessee, 12/13/09
 at Detroit, 10/10/10
 8 Many times, last vs. Pittsburgh, 12/20/07
 7 Many times, last vs. Atlanta, 11/21/10

Most Kickoff Returns, Opponent, Game

9 vs. San Diego, 10/1/00
 8 Many times, last vs. Green Bay, 9/27/09
 7 Many times, last vs. Indianapolis, 10/25/09

Most Kickoff Returns, Both Teams, Game

15 vs. New Orleans, 10/28/01 (Rams 9, Saints 6)
 14 vs. Chicago Bears, 10/24/54 (Rams 7, Bears 7)
 @ San Francisco, 11/7/54 (Rams 7, 49ers 7)
 @ New Orleans, 10/23/94 (Rams 7, Saints 7)
 vs. San Diego, 10/1/00 (Rams 5, Chargers 9)
 @ Kansas City, 10/22/00 (Rams 8, Chiefs 6)

YARDS GAINED**Most Yards, Kickoff Returns, Season**

1,938 2007
 1,764 2009
 1,761 2008

Most Yards, Kickoff Returns, Opponent, Season

2,194 2001
 2,115 1999
 1,888 2000

Fewest Yards, Kickoff Returns, Season

448 1945
 690 1949
 705 1977

Fewest Yards, Kickoff Returns, Opponent, Season

430 2016
 463 1941
 544 1942

Most Yards, Kickoff Returns, Game

267 @ Kansas City, 10/22/00
 254 vs. Chicago, 10/13/63
 239 vs. St. Louis, 11/14/76

Most Yards, Kickoff Returns, Opponent, Game

362 vs. Detroit, 10/29/50
 304 @ New Orleans, 10/23/94
 263 @ New York Giants, 11/11/48

Most Yards, Kickoff Returns, Both Teams, Game

560 vs. Detroit, 10/29/50 (Rams 198, Lions 362)
 501 @ New Orleans, 10/23/94 (Rams 197, Saints 304)
 384 @ New York Giants 11/14/48 (Rams 121, Giants 263)

TOUCHDOWNS**Most Touchdowns, Kickoff Returns, Season**

3 1950, 1985
 2 1999
 1 1998, 2000, 2005, 2017

Most Touchdowns, Kickoff Returns, Opponent, Season

2 1950, 1964, 1967, 1981, 1994, 2001, 2002, 2003,
 2006, 2007
 1 Many times, last in 2009

Most Touchdowns, Kickoff Returns, Game

2 vs. Green Bay, 11/24/85
 1 Many times, last vs. Jacksonville, 10/15/17

Most Touchdowns, Kickoff Returns, Game, Opponent

2 @ New Orleans, 10/23/94
 vs. Chicago, 12/11/06
 1 Many times, last at Detroit, 10/10/10



FUMBLES**TOTAL FUMBLES****Most Fumbles, Season**

42 1996
40 1964, 1965
39 1978, 1986

Most Fumbles, Opponent, Season

42 1996
40 1964, 1965
39 1978, 1986

Fewest Fumbles, Season

14 2010
17 1960
18 2008

Fewest Fumbles, Opponent, Season

13 1956
15 1974, 1982, 1994
16 1998

Most Fumbles, Game

8 vs. Detroit, 10/31/65
7 Many times, last vs. New Orleans, 12/16/79
6 Many times, last @ New York Giants, 9/7/03

Most Fumbles, Opponent, Game

8 @ Chicago Cards, 11/27/38
7 Many times, last vs. Arizona, 12/9/10
6 Many times, last @ Green Bay, 9/4/88

Most Fumbles, Both Teams, Game

14 @ Chicago Bears, 11/24/40 (Rams 7, Bears 7)
12 @ Chicago Bears, 9/15/39 (Rams 6, Bears 6)
@ Chicago Bears, 11/16/52 (Rams 7, Bears 5)
11 @ New York Giants, 9/7/03 (Rams 6, Giants 5)
@ New Orleans, 10/24/76 (Rams 4, Saints 7)
@ New York Giants, 12/1/46 (Rams 6, Giants 5)
@ Chicago Cardinals, 11/27/38 (Rams 3, Cardinals 8)

FUMBLES LOST**Most Fumbles Lost, Season**

24 1983
23 1958
22 1953, 1965, 1978, 1986, 2001

Most Fumbles Lost, Opponent, Season

24 1947, 1948
22 1984, 2003
20 1966, 1983

Most Fumbles Lost, Game

6 vs. New England, 12/11/83
vs. Detroit, 10/31/65
@ Detroit, 9/29/40
5 Many times, last vs. Phoenix, 9/1/91
4 Many times, last vs. Tampa Bay, 11/26/01

Most Fumbles Lost, Opponent, Game

5 @ New Orleans, 10/24/76
@ Green Bay, 9/25/66
@ Detroit, 10/15/44
@ Chicago Cardinals, 11/27/38

4 Many times, last vs. Cardinals, 12/9/10
3 Many times, last @ Washington, 10/12/08

Most Fumbles Lost, Both Teams, Game

9 @ Chicago Bears, 9/15/39 (Rams 5, Bears 4)
8 Many times, Last vs. New England, 12/11/83 (Rams 6, Patriots 2)
7 @ Philadelphia, 12/1/02 (Rams 3, Eagles 4)
@ Chicago Bears, 11/16/52 (Rams 4, Bears 3)
@ Detroit, 9/29/40 (Rams 6, Lions 1)
@ Chicago Cardinals, 11/27/38 (Rams 2, Cardinals 5)

PENALTIES**TOTAL PENALTIES****Most Penalties, Season**

142 1997
133 1978, 1996
131 2011

Most Penalties, Opponent, Season

142 1997
133 1978, 1996
126 2010

Fewest Penalties, Season

29 1941
45 1942
51 1959

Fewest Penalties, Opponent, Season

43 1945
46 1942
47 1941, 1958

Most Penalties, Game

15 Five times, last vs. Philadelphia, 12/18/05
14 Many times, last vs. New Orleans, 11/26/00
13 Many times, last vs. San Francisco, 11/11/12

Most Penalties, Opponent, Game

18 vs. Chicago Bears, 11/10/46
vs. Cleveland, 10/7/51
17 vs. New Orleans, 11/26/00
16 @ Chicago Bears, 10/10/48

Most Penalties, Both Teams, Game

31 vs. New Orleans, 11/26/00 (Rams 14, Saints 17)
27 vs. Chicago Bears, 11/10/46 (Rams 9, Bears 18)
26 vs. New Orleans, 11/8/81 (Rams 13, Saints 13)
vs. Cincinnati, 9/1/96 (Rams 11, Bengals 15)
@ Buffalo, 11/21/04 (Rams 11, Bills 15)
@ San Francisco, 11/14/10 (Rams 12, 49ers 14)

Fewest Penalties, Game

0 vs. New Orleans, 12/9/90
vs. Baltimore, 12/18/65
@ Chicago, 11/29/42
@ New York, 11/16/41
1 Many times, last vs. Atlanta, 1/6/02
2 Many times, last @ Tampa Bay, 12/18/00

Fewest Penalties, Opponent, Game

0 @ New England 10/26/08
vs. Chicago, 9/24/95
vs. Minnesota, 11/19/72
vs. New York, 9/27/41
1 Many times, last @ Seattle, 9/10/00
2 Many times, last vs. Pittsburgh, 12/20/07

Fewest Penalties, Both Teams, Game

1 vs. New York Yanks, 9/27/53 (Rams 1, Yanks 0)
2 vs. Green Bay, 12/16/62 (Rams 1, Packers 1)
vs. Baltimore, 12/18/65 (Rams 0, Colts 2)
3 Many times, last @ Phoenix, 12/5/93 (Rams 1, Cardinals 2)

YARDS PENALIZED**Most Yards Penalized, Season**

1,169 1978
1,091 2016
1,065 1997

Most Yards Penalized, Opponent, Season

1,066 2005
1,064 1997
1,028 1951

Fewest Yards Penalized, Season

195 1938
220 1939
218 1937

Fewest Yards Penalized, Opponent, Season

220 1939
249 1938
318 1939



Most Yards Penalized, Game

- 162 vs. Baltimore, 10/22/50
- 149 @ Dallas, 11/6/60
- 145 @ Chicago Bears, 10/19/58

Most Yards Penalized, Opponent, Game

- 177 vs. San Francisco, 9/18/94
- 173 vs. Minnesota, 9/22/67
- 150 vs. Detroit, 10/3/52
- 137 @ Baltimore, 11/22/15

Most Yards Penalized, Both Teams, Game

- 269 vs. Green Bay, 12/3/50 (Rams 123, Packers 146)
- 267 vs. Minnesota, 9/22/67 (Rams 94, Vikings 173)
- 253 @ Atlanta, 11/19/67 (Rams 135, Falcons 118)

Fewest Yards Penalized, Game

- 0 Many times, last vs. New Orleans, 12/9/90
- 5 Many times, Last @ Arizona, 12/7/08
- 7 @ New Orleans, 10/30/88
- @ Detroit, 10/12/58

Fewest Yards Penalized, Opponent, Game

- †0 Three times, last @ New England, 10/26/08
- 5 Many times, last @ Atlanta, 10/14/93
- 7 @ New Orleans, 10/30/88
- @ Green Bay 12/20/92

Fewest Yards Penalized, Both Teams, Game

- 10 vs. Green Bay, 12/16/62 (Rams 5, Packers 5)
- 15 vs. Chicago Cards, 11/23/41 (Rams 5, Cardinals 10)
- vs. New York Yanks, 9/27/53 (Rams 15, Yanks 0)
- 20 Many times, last @ Phoenix, 12/5/93 (Rams 10, Cardinals 10)





Bold denotes player active with Rams

Italics denotes rookie

RUSHING

247	Willie Ellison vs. New Orleans	Dec. 5, 1971	(26 carries, 1 TD)
223	<i>Tom Wilson vs. Green Bay</i>	<i>Dec. 16, 1956</i>	<i>(23 carries, 0 TD)</i>
221	Greg Bell vs. Green Bay	Sept. 24, 1989	(28 carries, 2 TD)
220	Marshall Faulk @ New Orleans	Dec. 24, 2000	(32 carries, 2 TD)
215	Eric Dickerson vs. Houston	Dec. 9, 1984	(27 carries, 2 TD)
213	Charles White @ St. Louis	Nov. 15, 1987	(34 carries, 1 TD)
212	<i>Jerome Bettis @ New Orleans</i>	<i>Dec. 12, 1993</i>	<i>(28 carries, 1 TD)</i>
210	Greg Bell @ New England	Dec. 24, 1989	(26 carries, 1 TD)
208	Eric Dickerson @ St. Louis	Nov. 4, 1984	(21 carries, 0 TD)
208	Marshall Faulk vs. Atlanta	Oct. 15, 2000	(25 carries, 1 TD)
207	Eric Dickerson vs. Tampa Bay	Oct. 5, 1986	(30 carries, 2 TD)
205	Dan Towler @ Baltimore	Nov. 22, 1953	(14 carries, 1 TD)
202	Marshall Faulk @ Carolina	Dec. 23, 2001	(30 carries, 2 TD)
199	Ollie Matson @ Chicago Bears	Oct. 11, 1959	(31 carries, 3 TD)
199	<i>Eric Dickerson vs. Detroit</i>	<i>Oct. 2, 1983</i>	<i>(30 carries, 2 TD)</i>
195	Trung Canidate @ New York Jets	Oct. 21, 2001	(23 carries, 2 TD)
193	Eric Dickerson @ St. Louis	Sept. 7, 1986	(38 carries, 2 TD)
192	<i>Eric Dickerson @ New York Jets</i>	<i>Sept. 25, 1983</i>	<i>(28 carries, 2 TD)</i>
191	Eric Dickerson @ Tampa Bay	Nov. 25, 1984	(28 carries, 3 TD)
183	Marshall Faulk vs. Carolina	Nov. 11, 2001	(15 carries, 2 TD)
183	Marshall Faulk vs. Seattle	Oct. 20, 2002	(32 carries, 3 TD)
181	Marshall Faulk @ Atlanta	Oct. 17, 1999	(18 carries, 1 TD)
179	Steven Jackson vs. Jacksonville	Oct. 30, 2005	(25 carries, 0 TD)
178	Marshall Faulk @ Arizona	Nov. 3, 2002	(27 carries, 1 TD)
170	Eric Dickerson vs. Atlanta	Oct. 26, 1986	(30 carries, 0 TD)
169	Dick Bass @ Chicago	Dec. 9, 1962	(20 carries, 1 TD)
168	Marshall Faulk vs. Atlanta	Jan. 6, 2002	(20 carries, 1 TD)
166	Ron Waller vs. Philadelphia	Sept. 30, 1956	(20 carries, 1 TD)
166	Charles White vs. Pittsburgh	Oct. 11, 1987	(33 carries, 1 TD)
164	Eric Dickerson @ New Orleans	Oct. 14, 1984	(20 carries, 0 TD)
161	Steven Jackson @ Atlanta	Dec. 28, 2008	(30 carries, 2 TD)
160	Steven Jackson vs. Dallas	Oct. 10, 2008	(25 carries, 3 TD)
159	Charles White vs. Atlanta	Dec. 13, 1987	(29 carries, 2 TD)
159	Steven Jackson vs. New Orleans	Oct. 30, 2011	(25 carries, 2 TD)
159	Todd Gurley @ Green Bay	Oct. 11, 2015	(30 carries, 0 TD)
158	Greg Hill, @ Buffalo	Sept. 20, 1998	(19 carries, 2 TD)
158	Marshall Faulk vs. Oakland	Oct. 13, 2002	(26 carries, 0 TD)
155	Charles White @ Atlanta	Oct. 18, 1987	(31 carries, 0 TD)
155	Dan Towler vs. New York Yanks	Nov. 18, 1951	(13 carries, 1 TD)
154	Marshall Faulk @ New Orleans	Dec. 12, 1999	(29 carries, 1 TD)
154	Dan Towler vs. Chicago Bears	Oct. 25, 1953	(24 carries, 1 TD)
152	Lawrence McCutcheon @ New Orleans	Nov. 25, 1973	(20 carries, 0 TD)
152	Lawrence McCutcheon @ Chicago	Dec. 2, 1973	(24 carries, 0 TD)
152	Lawrence McCutcheon vs. Atlanta	Dec. 11, 1977	(17 carries, 0 TD)
150	Eric Dickerson @ Seattle	Sept. 23, 1985	(31 carries, 3 TD)
150	Eric Dickerson vs. Green Bay	Nov. 24, 1985	(31 carries, 1 TD)
150	Steven Jackson vs. Washington	Dec. 24, 2006	(33 carries, 1 TD)



CAREER 100-YARD RUSHING GAMES

Games	Player	W-L-T
38	Eric Dickerson	27-11
33	Steven Jackson	17-15-1
27	Marshall Faulk	27-0
22	Lawrence McCutcheon	19-2-1
11	Jerome Bettis	3-8
10	Dick Bass	6-4
10	Dan Towler	10-0
9	Todd Gurley II	8-1
8	Wendell Tyler	6-2
8	Charles White	7-1
7	Greg Bell	6-1
7	Paul (Tank) Younger	3-3-1
6	Cleveland Gary	4-2
5	Jon Arnett	2-3
5	Willie Ellison	2-2-1
5	Ron Waller	4-1
5	Tim Wilson	2-3
4	Skeet Quinlan	1-3
4	Zac Stacy	2-2

Games	Player	W-L-T
3	Cullen Bryant	3-0
3	John Cappelletti	2-0-1
3	Ollie Matson	2-1
3	Lawrence Phillips	3-0
2	Trung Canidate	2-0
2	Dick Hoerner	1-0-1
2	Les Josephson	2-0
2	Joe Marconi	2-0
2	Elvis Peacock	2-0
2	Bob Thomas	2-0
2	Tre Mason	2-0
1	Benny Cunningham	1-0
1	Jim Bertelsen	1-0
1	Robert Delpino	1-0
1	Harold Green	1-0
1	Greg Hill	1-0
1	Brian Leonard	0-1
1	Jerald Moore	1-0
1	Kenny Washington	1-0
1	Justin Watson	1-0

GAMES WITH MORE THAN ONE 100-YARD RUSHER

Nov. 8, 1953	vs. San Francisco, Skeet Quinlan (11-119) and Paul Younger (12-101)
Oct. 24, 1954	vs. Chicago Bears, Dan Towler (15-123) and Paul Younger (27-106)
Oct. 31, 1954	vs. Detroit, Paul Younger (18-140) and Skeet Quinlan (13-119)
Dec. 4, 1955	vs. Baltimore, Ron Waller (24-138) and Paul Younger (25-132)
Sept. 16, 1973	@ Kansas City, Jim Bertelsen (28-143) and Lawrence McCutcheon (21-120)
Sept. 12, 1976	@ Atlanta, Lawrence McCutcheon (26-115) and John Cappelletti (22-102)
Sept. 19, 1976	@ Minnesota, John Cappelletti (28-128) and Lawrence McCutcheon (29-110)
Nov. 11, 1996	vs. Atlanta, Lawrence Phillips (14-106) and Harold Green (13-106)
Nov. 11, 2001	vs. Carolina, Marshall Faulk (15-183) and Trung Canidate (16-145)

PASSING

554	Norm Van Brocklin vs. New York Yanks	Sept. 28, 1951	(30 / 46, 0 TD, 0 Int)
509	Vince Ferragamo vs. Chicago	Dec. 26, 1982	(30 / 46, 3 TD, 2 Int)
454	Jim Everett @ New Orleans	Nov. 26, 1989	(29 / 51, 1 TD, 2 Int)
453	Marc Bulger vs. San Diego	Nov. 10, 2002	(36 / 48, 4 TD, 0 Int)
450	Marc Bulger vs. New York Jets	Jan. 2, 2005	(29 / 39, 3 TD, 2 Int)
448	Marc Bulger @ Green Bay	Nov. 29, 2004	(35 / 53, 2 TD, 1 Int)
442	Marc Bulger @ New York Giants	Oct. 2, 2005	(40 / 62, 2 TD, 3 Int)
441	Kurt Warner vs. Denver	Sept. 4, 2000	(25 / 35, 3 TD, 3 Int)
436	James Harris @ Miami	Oct. 3, 1976	(17 / 29, 2 TD, 1 Int)
431	Trent Green vs. Carolina	Nov. 5, 2000	(29 / 42, 2 TD, 0 Int)
406	Jim Hardy vs. Chicago Cardinals	Oct. 31, 1948	(28 / 53, 3 TD, 2 Int)
401	Tony Banks @ Atlanta	Nov. 2, 1997	(30 / 42, 2 TD, 1 Int)
401	Kurt Warner @ New England	Nov. 18, 2001	(23 / 34, 3 TD, 2 Int)
394	Kurt Warner vs. San Francisco	Sept. 17, 2000	(23 / 34, 2 TD, 2 Int)
390	Kurt Warner vs. San Diego	Oct. 1, 2000	(24 / 30, 4 TD, 0 Int)
388	Marc Bulger vs. Washington	Dec. 24, 2006	(25 / 38, 4 TD, 0 Int)
385	Kurt Warner vs. New Orleans	Oct. 28, 2001	(29 / 47, 1 TD, 4 Int)
378	Marc Bulger @ San Francisco	Nov. 2, 2003	(26 / 42, 1 TD, 2 Int)
377	Jim Everett @ Philadelphia	Nov. 6, 1988	(24 / 45, 2 TD, 4 Int)
377	Sam Bradford vs. Minnesota	Dec. 16, 2012	(35/55, 3 TD, 1 Int)
375	Marc Bulger @ Pittsburgh	Oct. 26, 2003	(22 / 37, 1 TD, 0 Int)
375	Austin Davis @ Philadelphia	Oct. 5, 2014	(29/49, 3 TD, 0 Int)
372	Billy Wade @ Green Bay	Nov. 16, 1958	(19 / 42, 1 TD, 2 Int)
372	Jim Everett vs. Cincinnati	Oct. 7, 1990	(25 / 46, 2 TD, 0 Int)
372	Mark Rypien vs. Buffalo	Dec. 10, 1995	(31 / 55, 1 TD, 2 Int)
368	Jim Everett vs. Indianapolis	Sept. 17, 1989	(28 / 35, 3 TD, 1 Int)
368	Marc Bulger vs. San Francisco	Sept. 19, 2007	(24 / 41, 1 TD, 0 Int)
366	Trent Green vs. Washington	Nov. 20, 2000	(23 / 38, 2 TD, 1 Int)
365	Jim Everett @ Denver	Nov. 27, 1988	(25 / 47, 2 TD, 1 Int)
365	Jim Everett vs. New Orleans	Dec. 9, 1990	(31 / 50, 1 TD, 2 Int)
362	Marc Bulger @ San Francisco	Sept. 11, 2005	(34 / 56, 2 TD, 1 Int)
360	Marc Bulger vs. Seattle	Oct. 15, 2006	(26 / 39, 3 TD, 1 Int)
359	Kurt Warner vs. Indianapolis	Dec. 30, 2001	(23 / 30, 3 TD, 1 Int)
358	Marc Bulger vs. New Orleans	Sept. 26, 2004	(32 / 49, 1 TD, 0 Int)
356	Billy Wade @ Baltimore	Nov. 23, 1958	(24 / 41, 0 TD, 2 Int)
356	Marc Bulger vs. Chicago	Dec. 11, 2006	(34 / 55, 3 TD, 0 Int)
355	Jared Goff vs. Houston	Nov. 12, 2017	(25 / 37, 3 TD, 0 Int)
354	Jared Goff vs. New Orleans	Nov. 26, 2017	(28 / 43, 2 TD, 1 Int)
354	Jamie Martin vs. San Francisco	Dec. 24, 2005	(33 / 41, 1 TD, 2 Int)
354	Marc Bulger vs. Kansas City	Nov. 5, 2006	(31 / 42, 1 TD, 0 Int)
353	Tony Banks @ Baltimore	Oct. 27, 1996	(26 / 40, 1 TD, 1 Int)



352	Marc Bulger vs. Atlanta.....	Oct. 13, 2003	(23 / 34, 2 TD, 2 Int)
352	Sam Bradford @ Atlanta.....	Sept. 15, 2013	(32 / 55, 3 TD, 1 Int)
351	Kurt Warner @ Carolina.....	Dec. 5, 1999	(22 / 31, 3 TD, 2 Int)

CAREER 300-YARD PASSING GAMES

Games	Player	W-L-T	Games	Player	W-L-T
30	Kurt Warner.....	22-8	3	Bill Wade.....	1-2
27	Marc Bulger.....	12-15	2	Dieter Brock.....	0-2
20	Jim Everett.....	10-10	2	Bob Waterfield.....	2-0
7	Sam Bradford.....	2-5	2	Austin Davis.....	0-2
5	Norm Van Brocklin.....	4-1	1	Zeke Bratkowski.....	1-0
4	Jared Goff.....	4-0	1	Ryan Fitzpatrick.....	1-0
3	Tony Banks.....	1-2	1	Gus Frerotte.....	1-0
3	Vince Ferragamo.....	1-2	1	Pat Haden.....	0-1
3	Roman Gabriel.....	2-1	1	Jim Hardy.....	0-1
3	Trent Green.....	2-1	1	James Harris.....	1-0
3	Chris Miller.....	1-2	1	Case Keenum.....	0-1
3	Mark Rypien.....	0-3	1	Jamie Martin.....	1-0

RECEIVING

336	*Willie Anderson @ New Orleans.....	Nov. 26, 1989	(15 receptions, 1 TD)
303	Jim Benton @ Detroit.....	Nov. 22, 1945	(10 receptions, 1 TD)
238	Harold Jackson vs. Dallas.....	Oct. 14, 1973	(7 receptions, 4 TD)
233	Isaac Bruce @ Atlanta.....	Nov. 2, 1997	(10 receptions, 3 TD)
230	Henry Ellard vs. Indianapolis.....	Sept. 17, 1989	(12 receptions, 1 TD)
229	Isaac Bruce @ Baltimore.....	Oct. 27, 1996	(11 receptions, 1 TD)
226	<i>Eddie Kennison @ Atlanta.....</i>	<i>Dec. 15, 1996</i>	<i>(5 receptions, 3 TD)</i>
220	Ron Jessie @ Miami.....	Oct. 3, 1976	(7 receptions, 2 TD)
210	Isaac Bruce vs. Miami.....	Dec. 24, 1995	(15 receptions, 1 TD)
208	<i>Jim Phillips @ Green Bay.....</i>	<i>Nov. 16, 1958</i>	<i>(8 receptions, 1 TD)</i>
207	Carroll Dale @ Detroit.....	Nov. 17, 1963	(7 receptions, 3 TD)
204	Marshall Faulk (RB) vs. Chicago.....	Dec. 26, 1999	(12 receptions, 1 TD)
203	Torry Holt vs. Indianapolis.....	Dec. 30, 2001	(7 receptions, 2 TD)
202	Jim Benton @ New York Yanks.....	Dec. 5, 1946	(12 receptions, 2 TD)
200	Tommy McDonald vs. Cleveland.....	Dec. 12, 1965	(6 receptions, 2 TD)
200	Torry Holt @ San Francisco.....	Nov. 2, 2003	(11 receptions, 1 TD)
196	Elroy Hirsch vs. Green Bay.....	Dec. 12, 1953	(9 receptions, 0 TD)
195	Elroy Hirsch vs. Chicago Cardinals.....	Nov. 11, 1951	(6 receptions, 2 TD)
192	Isaac Bruce, vs. Minnesota.....	Sept. 13, 1998	(11 receptions, 1 TD)
191	Isaac Bruce, vs. Atlanta.....	Oct. 12, 1995	(10 receptions, 2 TD)
189	Tom Fears vs. Green Bay.....	Dec. 3, 1950	(3 receptions, 2 TD)
189	Torry Holt @ Atlanta.....	Sept. 24, 2000	(3 receptions, 2 TD)
188	Isaac Bruce vs. San Francisco.....	Sept. 17, 2000	(8 receptions, 1 TD)
183	George Farmer vs. Chicago.....	Dec. 26, 1982	(9 receptions, 1 TD)
181	Isaac Bruce @ Indianapolis.....	Oct. 1, 1995	(8 receptions, 2 TD)
179	Isaac Bruce vs. New Orleans.....	Oct. 28, 2001	(7 receptions, 1 TD)
175	Del Shofner vs. Baltimore.....	Dec. 6, 1958	(5 receptions, 1 TD)
174	Torry Holt @ Pittsburgh.....	Oct. 26, 2003	(7 receptions, 1 TD)
173	Elroy Hirsch @ New York Yanks.....	Sept. 28, 1951	(9 receptions, 4 TD)
173	Isaac Bruce vs. San Francisco.....	Oct. 22, 1995	(9 receptions, 0 TD)
172	Torry Holt vs. Minnesota.....	Dec. 10, 2000	(9 receptions, 0 TD)
171	Robert Woods vs. Houston.....	Nov. 12, 2017	(8 receptions, 2 TD)
171	Henry Ellard @ Detroit.....	Dec. 6, 1987	(7 receptions, 1 TD)
170	Isaac Bruce @ Green Bay.....	Nov. 29, 2004	(9 receptions, 1 TD)
169	Del Shofner @ Detroit.....	Nov. 15, 1959	(5 receptions, 1 TD)
168	Elroy Hirsch @ Green Bay.....	Oct. 11, 1953	(8 receptions, 0 TD)
167	Henry Ellard @ Denver.....	Nov. 27, 1988	(11 receptions, 2 TD)
167	Isaac Bruce vs. San Diego.....	Oct. 1, 2000	(9 receptions, 2 TD)
166	Henry Ellard @ Philadelphia.....	Nov. 6, 1988	(7 receptions, 1 TD)
165	Henry Ellard vs. Atlanta.....	Oct. 8, 1989	(8 receptions, 0 TD)
165	Torry Holt @ Tampa Bay.....	Dec. 18, 2000	(9 receptions, 1 TD)
163	Elroy Hirsch @ San Francisco.....	Oct. 28, 1951	(4 receptions, 1 TD)
163	Jim Phillips vs. Chicago.....	Sept. 23, 1961	(9 receptions, 0 TD)
163	Henry Ellard vs. Phoenix.....	Nov. 19, 1989	(7 receptions, 2 TD)
163	Isaac Bruce vs. San Diego.....	Nov. 10, 2002	(10 receptions, 3 TD)
163	Torry Holt, vs. Tennessee.....	Sept. 25, 2005	(9 receptions, 1 TD)
163	Torry Holt, vs. San Francisco.....	Dec. 24, 2005	(10 receptions, 1 TD)
163	<i>Donnie Avery @ New England.....</i>	<i>Oct. 26, 2008</i>	<i>(6 receptions, 1 TD)</i>
162	Tom Fears @ New York Yanks.....	Sept. 28, 1951	(7 receptions, 0 TD)
161	Torry Holt vs. Atlanta.....	Oct. 13, 2003	(11 receptions, 2 TD)
160	Danny Amendola.....	Sept. 16, 2012	(15 receptions, 1 TD)
160	Henry Ellard vs. Kansas City.....	Nov. 10, 1991	(8 receptions, 1 TD)



160	Torry Holt vs. San Francisco.....	Dec. 5, 2004	(10 receptions, 1 TD)
159	Tom Fears vs. Washington.....	Dec. 11, 1949	(10 receptions, 2 TD)
157	Elroy Hirsch @ New York Yanks.....	Nov. 19, 1954	(5 receptions, 0 TD)
157	Bob Boyd vs. San Francisco.....	Oct. 3, 1954	(5 receptions, 1 TD)
155	Tommy McDonald @ Chicago.....	Oct. 10, 1965	(9 receptions, 0 TD)
154	Jim Phillips @ New York Giants.....	Oct 22, 1961	(8 receptions, 1 TD)
154	Willie Anderson @ Atlanta.....	Sept. 11, 1994	(5 receptions, 1 TD)
154	Torry Holt vs. Seattle.....	Oct. 15, 2006	(8 receptions, 3 TD)
152	Isaac Bruce @ Cincinnati.....	Oct. 3, 1999	(6 receptions, 0 TD)
152	Drew Hill @ Pittsburgh.....	Sept. 16, 1984	(4 receptions, 1 TD)
151	Jim Benton, @ Chicago.....	Oct. 21, 1945	(7 receptions, 1 TD)
151	Jim Phillips, @ Dallas.....	Nov. 6, 1960	(7 receptions, 2 TD)
151	Jack Snow, @ Baltimore.....	Oct. 15, 1967	(3 receptions, 2 TD)
151	Ron Jessie, @ Atlanta.....	Nov. 16, 1975	(10 receptions, 1 TD)
151	Torry Holt @ Carolina.....	Dec. 12, 2004	(6 receptions, 1 TD)
150	Elroy Hirsch, @ San Francisco.....	Oct. 7, 1956	(8 receptions, 2 TD)
150	Jack Snow, vs. Detroit.....	Dec. 14, 1970	(7 receptions, 0 TD)

*NFL Record

GAMES WITH MORE THAN ONE 100-YARD RECEIVER

Dec. 11, 1949	vs. Washington, Tom Fears (10-159) and Bob Shaw (5 -137)
Sept. 22, 1950	vs. New York Yanks, Glen Davis (5-103) and Dick Hoerner (4-105)
Nov. 19, 1950	@ New York Yanks, Dick Hoerner (14-125) and Elroy Hirsch (8-157)
Sept. 28, 1951	@ New York Yanks, Tom Fears (7-162), Elroy Hirsch (9-173), and Verda (V.T.) Smith (2-103)
Dec. 14, 1952	vs. Pittsburgh, Tom Fears (10-122) and Elroy Hirsch (4-108)
Oct. 4, 1953	@ San Francisco, Bob Boyd (4-107) and Elroy Hirsch (9-107)
Sept. 26, 1954	@ Baltimore, Skeet Quinlan (4-135) and Bob Boyd (4-121)
Oct. 10, 1954	@ Detroit, Bob Boyd (8-128) and Elroy Hirsch (6-105)
Nov. 21, 1954	@ New York Giants, Bob Boyd (5-103) and Tom Fears (9-136)
Dec. 12, 1954	vs. Green Bay, Bob Boyd (4-106) and Elroy Hirsch (5-119)
Oct. 7, 1956	@ San Francisco, Elroy Hirsch (8-150) and Bob Boyd (7-119)
Nov. 23, 1958	@ Baltimore, Lamar Lundy (6-103) and Del Shofner (8-110)
Oct. 11, 1964	@ Chicago, Jim Phillips (7-110) and Bucky Pope (4-108)
Nov.1, 1964	@ Detroit, Carroll Dale (7-109) and Marlin McKeever (6-100)
Dec. 4, 1976	vs. Atlanta, Ron Jessie (4-112) and Dwight Scales (2-102)
Dec. 26, 1982	vs. Chicago, George Farmer (9-183) and Preston Dennard (5-122)
Sept. 9, 1990	@ Green Bay, Henry Ellard (6-106) and Willie Anderson (5-128)
Oct. 7, 1990	vs. Cincinnati, Henry Ellard (7-100) and Willie Anderson (7-144)
Dec. 9, 1990	vs. New Orleans, Henry Ellard (5-107) and Willie Anderson (5-123)
Sept. 1, 1991	vs. Phoenix, Robert Delpino (10-113) and Henry Ellard (7-116)
Dec. 5, 1999	@ Carolina, Isaac Bruce (6-111) and Az-Zahir Hakim (4-122)
Dec. 12, 1999	@ New Orleans, Isaac Bruce (4-102) and Torry Holt (6-113)
Sept. 4, 2000	vs. Denver, Az-Zahir Hakim (5-118), Torry Holt (6-103), and Marshall Faulk (4-100)
Oct. 1, 2000	vs. San Diego, Isaac Bruce (9-167), Marshall Faulk (6-116), and Az-Zahir Hakim (5-104)
Nov. 5, 2000	vs. Carolina, Az-Zahir Hakim (8-147) and Torry Holt (4-130)
Nov. 10, 2002	vs. San Diego, Isaac Bruce (10-163) and Torry Holt (7-118)
Sept. 7, 2003	@ New York Giants, Isaac Bruce (8-120), and Torry Holt (7-111)
Sept. 19, 2004	@ Atlanta, Torry Holt (9-121) and Isaac Bruce (5-102)
Oct. 1, 2006	vs. Detroit, Isaac Bruce (7-100) and Torry Holt (6-102)
Dec. 24, 2006	vs. Washington, Isaac Bruce (9-148) and Steven Jackson (6-102)
Sept. 21, 2017	@ San Francisco, Robert Woods (6-108) and Sammy Watkins (6-106)

CAREER 100-YARD RECEIVING GAMES

Games	Player	W-L-T
46	Torry Holt.....	27-19
43	Isaac Bruce.....	22-21
26	Henry Ellard.....	12-14
21	Elroy Hirsch.....	12-9
16	Tom Fears.....	8-7-1
15	Bob Boyd.....	9-5-1
14	Jim Phillips.....	4-9-1
10	Jack Snow.....	5-4-1
9	Willie Anderson.....	4-5
8	Carroll Dale.....	2-5-1
8	Harold Jackson.....	5-3
8	Del Shofner.....	2-6
6	Tommy McDonald.....	4-2
5	Kenny Britt.....	2-3
5	Bernie Casey.....	3-0-2
5	Ron Jessie.....	5-0
4	Jim Benton.....	3-1
4	Marshall Faulk (RB).....	4-0
4	Az-Zahir Hakim.....	3-1

Games	Player	W-L-T
4	Martin McKeever (TE).....	1-3
3	Preston Dennard.....	1-2
3	Drew Hill.....	1-2
3	Amp Lee (RB).....	1-2
3	Bucky Pope.....	1-2
2	Robert Woods.....	2-0
2	Bob Carey.....	1-1
2	Robert Delpino (RB).....	0-2
2	George Farmer.....	0-2
2	Steven Jackson (RB).....	1-1
2	Eddie Kennison.....	1-1
2	Willie Miller.....	1-1
2	Ricky Proehl.....	2-0
2	Verda (V. T.) Smith (RB).....	1-1
2	Billy Truax (TE).....	2-0
2	Wendell Tucker.....	2-0
2	Danny Amendola.....	1-0-1
2	Chris Givens.....	1-1
1	Danario Alexander (WR).....	0-1



Games	Player.....	W-L-T
1	Jon Arnett (RB)	0-1
1	Donnie Avery (WR)	0-1
1	Johnny Bailey (RB)	0-1
1	Mike Barber (TE)	0-1
1	Jim Bertlesen (RB)	0-1
1	Ron Brown	1-0
1	Leon Clarke	1-0
1	Mark Clayton (WR)	0-1
1	Aaron Cox	1-0
1	Kevin Curtis	1-0
1	Glen Davis	1-0
1	Troy Drayton (TE)	1-0
1	Pete Holohan (TE)	1-0
1	Tom Keane	1-0
1	Lamar Lundy (TE)	0-1

Games	Player.....	W-L-T
1	Ollie Matson (RB)	0-1
1	Shaun McDonald	0-1
1	Dwight Scales	1-0
1	Bob Shaw	1-0
1	Clendon Thomas (RB)	0-1
1	Billy Waddy	1-0
1	Brandon Gibson	1-0
1	Lance Kendricks (TE)	1-0
1	Jared Cook (TE)	1-0
1	Tavon Austin	1-0
1	Stedman Bailey	1-0
1	Sammy Watkins	1-0
1	Cooper Kupp	1-0

GAMES WITH 300-YARD PASSER, 100-YARD RUSHER, 100-YARD RECEIVER

vs. San Francisco, Oct. 23, 1983	QB Vince Ferragamo (26-35, 327 yds, 5 TD, 2 Int.); RB Eric Dickerson (25-144); TE Mike Barber (8-113, 1 TD)
@ Detroit, Dec. 6, 1987	QB Jim Everett (20-26, 324 yds, 2 TD, 2 Int.); RB Charles White (29-102, 1 TD); WR Henry Ellard (7-171, 1 TD)
@ Denver, Nov. 27, 1988	QB Jim Everett (25-47, 365 yds, 2 TD, 1 Int.); RB Greg Bell (22-112, 1 TD); WR Henry Ellard (11-167, 2 TD)
vs. Atlanta, Oct. 21, 1990	QB Jim Everett (24-38, 302 yds, 3 TD); RB Cleveland Gary (19-102, 2 TD); WR Henry Ellard (6-109, 1 TD)
@ Atlanta, Dec. 15, 1996	QB Tony Banks (11-16, 304 yds, 3 TD, 1 Int.); RB Lawrence Phillips (22-122, 1 TD); WR Eddie Kennison (5-226, 3 TD)
@ Carolina, Dec. 5, 1999	QB Kurt Warner (22-31, 351 yds, 3 TD, 2 Int.); RB Marshall Faulk (22-118); WR Az-Zahir Hakim (4-122, 2 TD); WR Isaac Bruce (6-111)
@ New Orleans, Dec. 12, 1999	QB Kurt Warner (21-31, 346 yds, 2 TD, 1 Int.); RB Marshall Faulk (29-154, 1 TD); WR Torry Holt (6-112); WR Isaac Bruce (4-102)
vs. San Francisco, Sept. 17, 2000	QB Kurt Warner (23-34, 394 yds, 2 TD, 2 Int.); RB Marshall Faulk (25-134, 3 TD); WR Isaac Bruce (8-188, 1 TD)
vs. San Diego, Oct. 1, 2000	QB Kurt Warner (30-24, 390, 4 TD); RB Justin Watson (14-102, 1 TD); WR Isaac Bruce (9-167, 2 TD); RB Marshall Faulk (6-116, 2 TD); WR Az-Zahir Hakim (5-104)
vs. Minnesota, Dec. 10, 2000	QB Kurt Warner (27-32, 346 yds); RB Marshall Faulk (25-135, 4 TD); WR Torry Holt (9-172)
@ San Francisco, Sept. 23, 2001	QB Kurt Warner (24-35, 321 yds, 3 TD, 1 Int.); RB Marshall Faulk (18-105); WR Isaac Bruce (8-144, 1 TD)
vs. Indianapolis, Dec. 30, 2001	QB Kurt Warner (23-20, 359 yds, 3 TD, 1 Int.); RB Marshall Faulk (25-118, 3 TD); WR Torry Holt (7-203, 2 TD)
@ Arizona, Nov. 23, 2003	QB Marc Bulger (28-44, 329 yds, 1 TD, 4 Int.); RB Marshall Faulk (24-100, 1 TD); WR Torry Holt (9-145)
@ Houston, Nov. 27, 2005	QB Ryan Fitzpatrick (19-30, 310 yards, 1 TD, 3 Int.); RB Steven Jackson (25-110, 1 TD); WR Torry Holt (10-130, 1 TD)
vs. Washington, Dec. 24, 2006	QB Marc Bulger (28-38), 388 yards, 4 TD, 0 Int.; RB Steven Jackson (33-150, 1 TD); WR Isaac Bruce (9-148, 1 TD); RB Steven Jackson (6-102, 1 TD)

LARGEST MARGIN OF VICTORY

59 points (59-0)	vs. Atlanta, Dec. 4, 1976
52 points (52-0)	vs. Oakland, Nov. 30, 2014
49 points (56-7)	vs. San Francisco, Nov. 9, 1958
48 points (48-0)	@ Baltimore, Sept. 26, 1954
43 points (70-27)	vs. Baltimore, Oct. 22, 1950
43 points (45-21)	vs. Baltimore, Dec. 5, 1953
41 points (59-16)	vs. Atlanta, Nov. 10, 1996
41 points (65-24)	vs. Detroit, Oct. 29, 1950
40 points (55-14)	vs. New York Giants, Nov. 13, 1966
40 points (54-14)	@ New York Yanks, Sept. 28, 1951
39 points (42-3)	@ Philadelphia, Nov. 3, 1975
39 points (45-6)	vs. Seattle, Oct. 31, 1976
37 points (46-9)	vs. Indianapolis, Sept. 10, 2017

LARGEST MARGIN OF DEFEAT

48 points (48-0)	@ San Francisco, Dec. 27, 1987
44 points (47-3)	@ New York Jets, Nov. 9, 2008
47 points (47-0)	@ Chicago Bears, Nov. 29, 1942
40 points (47-7)	@ Tennessee, Dec. 13, 2009
39 points (49-10)	@ Kansas City, Dec. 8, 2002
38 points (52-14)	vs. Chicago Bears, Oct. 13, 1963
38 points (44-6)	@ Detroit, Oct. 10, 2010
38 points (45-7)	vs. New England, Oct. 28, 2012
38 points (44-6)	vs. Arizona Cardinals, Jan. 1, 2017
36 points (56-20)	@ Philadelphia, Oct. 8, 1950
36 points (42-6)	@ Pittsburgh, Nov. 3, 1996
36 points (42-6)	vs. Indianapolis, Oct. 25, 2009
35 points (35-0)	@ San Francisco, Oct. 4, 2009
35 points (38-3)	@ Philadelphia, Sept. 7, 2008
35 points (35-0)	@ San Francisco, Oct. 8, 1961
35 points (56-21)	@ Baltimore, Nov. 25, 1956
35 points (42-7)	vs. Green Bay, Nov. 12, 1944
35 points (49-14)	@ New York, Nov. 16, 1941





**LOS ANGELES
RAMS
2017 GAME
SUMMARIES**



1**LOS ANGELES 46, INDIANAPOLIS 9**
September 10, 2017 - L.A. Memorial Coliseum - Los Angeles, Calif.**WEATHER: 90 degrees, sunny - ATTENDANCE: 60,128 - TIME: 2:59**

The Los Angeles Rams opened the Sean McVay era with an impressive win against the Indianapolis Colts by a score of 46-9. The Rams were clicking on all three phases. The offensive unit, led by QB Jared Goff recorded 318 yards through the air Goff completed 21-of-29 passing attempts for 306 yards and one touchdown. The L.A. defensive unit scored the first touchdown of the 2017 campaign by way of a pick-six by CB Trumaine Johnson who intercepted a QB Scott Tolzien pass and returned it 39 yards for a score. S Lamarcus Joyner also recorded a pick six in the contest and DE Morgan Fox forced a Colts safety, marking the first time a team has recorded two interceptions returned for touchdowns and a safety in the first game of the season. Additionally the Rams defensive unit did not allow the Colts to convert a single third down attempt (0-for-10) or their lone fourth down attempt. Completing the trifecta, the L.A. special teams unit did not allow a single return yard in the contest - P Johnny Hekker recorded five punts covering 218 yards (43.6 net yards/punt) with all five punts landing inside the Indianapolis Colts' 20-yard line, none of which went for a touchback. K Greg Zuerlein connected on all three field goal attempts from distances of 50 yards, 35 yards and 44 yards.

STARTING LINEUPS**INDIANAPOLIS COLTS**

WR 13	T. Hilton	DE 96	H. Anderson
LT 74	A. Castonzo	NT 99	A. Woods
LG 67	J. Vujnovich	DT 95	J. Hankins
C 69	D. Bond	SLB 51	J. Simon
RG 75	J. Mewhort	MIKE 44	A. Morrison
RT 71	D. Good	WILL 57	J. Bostic
TE 84	J. Doyle	RUSH 93	J. Sheard
WR 10	D. Moncrief	LCB 30	R. Melvin
QB 16	S. Tolzien	SS 41	M. Farley
TE 85	B. Williams	FS 20	D. Butler
RB 23	F. Gore	S 32	T. Green

LOS ANGELES RAMS

TE 81	G. Everett	DE 93	E. Westbrooks
TE 89	T. Higbee	NT 90	M. Brockers
LT 77	A. Whitworth	DT 95	T. Walker
LG 76	R. Saffold	OLB 94	R. Quinn
C 65	J. Sullivan	OLB 98	C. Barwin
RG 68	J. Brown	ILB 52	A. Ogletree
RT 79	R. Havenstein	ILB 26	M. Barron
WR 12	S. Watkins	LCB 22	T. Johnson
WR 17	R. Woods	RCB 21	K. Webster
QB 16	J. Goff	SS 31	M. Alexander
RB 30	T. Gurley II	FS 20	L. Joyner

LOS ANGELES SUBSTITUTIONS: K 4 G. Zuerlein, P 6 J. Hekker, WR 10 P. Cooper, WR 11 T. Austin, QB 14 S. Mannion, WR 18 C. Kupp, CB 23 N. Robey-Coleman, DB 24 B. Countess, RB 33 J. Davis, RB 34 M. Brown, CB 36 D. Hatfield, S 38 Co. Davis, S 43 J. Johnson, LS 44 J. McQuaide, OLB 50 S. Ebukam, LB 54 B. Hager, OLB 58 C. Littleton, T 63 D. Williams, C 66 A. Blythe, WR 83 J. Reynolds, TE 86 D. Carrier, DT 92 T. Smart, DE 96 M. Longacre, DE 97 M. Fox

LOS ANGELES INACTIVES: QB 8 B. Allen, DB 41 M. Christian, OLB 51 E. Price, T 64 A. Donnal, C 70 J. Dielman, DE 71 Q. Jefferson, C 72 A. Neary

SCORING SUMMARY

	1	2	3	4	OT	TOTAL	FIELD GOALS
VISITOR Indianapolis Colts	3	0	0	6	-	9	(20), 38LU
HOME Los Angeles Rams	10	17	10	9	-	46	(50), (35), (44)

Clock

TEAM	Qtr	Time	Play (Extra Point) (Drive Info)	Visitor	Home
Rams	1	12:43	G. Zuerlein 50 yd. Field Goal (7-43, 2:17)	0	3
Rams	1	11:10	T. Johnson 39 yd. INT return (G. Zuerlein kick)	0	10
Colts	1	6:21	A. Vinatieri 20 yd. Field Goal (9-73, 4:49)	3	10
Rams	2	9:37	T. Gurley II 5 yd. run (G. Zuerlein kick) (5-69, 2:12)	3	17
Rams	2	5:20	C. Kupp 18 yd. pass from J. Goff (G. Zuerlein kick) (6-58, 2:09)	3	24
Rams	2	0:17	G. Zuerlein 35 yd. Field Goal (6-43, 2:51)	3	27
Rams	3	7:23	G. Zuerlein 44 yd. Field Goal (8-46, 4:40)	3	30
Rams	3	7:15	L. Joyner 29 yd. INT return (G. Zuerlein kick)	3	37
Colts	4	11:32	M. Mack 3 yd. run (kick failed, wr) (5-84, 2:41)	9	37
Rams	4	9:18	J. Brissett tackled in end zone by M. Fox for a safety	9	39
Rams	4	4:28	M. Brown 3 yd. run (G. Zuerlein kick) (8-57, 4:50)	9	46



FINAL TEAM STATISTICS

	COLTS	RAMS		COLTS	RAMS
TOTAL FIRST DOWNS	10	19	FGs - PATs Had Blocked	0-0	0-0
By Rushing	3	5	Net Punting Average	47.8	43.6
By Passing	6	13	TOTAL RETURN YARDAGE (W/O KOR)	0	83
By Penalty	1	1	No. and Yards Punt Returns	3-0	3-15
THIRD DOWN EFFICIENCY	0-10-0%	5-14-36%	No. and Yards Kickoff Returns	0-0	2-48
FOURTH DOWN EFFICIENCY	0-1-0%	0-0-0%	No. and Yards Interception Returns	0-0	2-68
TOTAL NET YARDS	225	373	PENALTIES Number and Yards	4-20	7-50
Total Offensive Plays	49	64	FUMBLES Number and Lost	3-1	2-1
Average gain per offensive play	4.6	5.8	TOUCHDOWNS	1	5
NET YARDS RUSHING	75	63	Rushing	1	2
Total Rushing Plays	24	33	Passing	0	1
Average gain per rushing play	3.1	1.9	Returns	0	2
Tackles for a loss-number and yards	4-15	3-13	EXTRA POINTS Made-Attempts	0-1	5-5
NET YARDS PASSING	150	310	Kicking Made-Attempts	1-2	5-5
Times thrown - yards lost attempting to pass	4-29	1-8	FIELD GOALS Made-Attempts	1-2	3-3
Gross yards passing	179	318	RED ZONE EFFICIENCY	1-2-50%	3-4-75%
PASS ATTEMPTS-COMP-HAD INT	21-11-2	30-22-0	GOAL TO GO EFFICIENCY	1-2-50%	1-1-100%
Avg gain per pass play	6.0	10.0	SAFETIES	0	1
KICKOFFS Number-In End Zone-TBs	4-2-2	9-9-9	FINAL SCORE	9	46
PUNTS Number and Average	6-50.3	5-43.6	TIME OF POSSESSION	25:35	34:25
Had Blocked	0	0			

FINAL INDIVIDUAL STATISTICS

INDIANAPOLIS COLTS										LOS ANGELES RAMS											
RUSHING		ATT	YDS	AVG	LG	TD				RUSHING		ATT	YDS	AVG	LG	TD					
F. Gore	10	42	4.2	16	0				T. Gurley II	19	40	2.1	12	1							
M. Mack	10	24	2.4	24	1				M. Brown	7	16	2.3	5	1							
R. Turbin	2	7	3.5	5	0				T. Austin	2	11	5.5	9	0							
S. Tolzien	2	2	1.0	3	0				J. Davis	1	1	1.0	1	0							
Total	24	75	3.1	24	1				S. Mannion	3	-7	-2.3	-2	0							
									Total	33	63	1.9	12	2							
PASSING		ATT	CMP	YDS	SK/YD	TD	LG	IN	RT.	PASSING		ATT	CMP	YDS	SK/YD	TD	LG	IN	RT.		
S. Tolzien	18	9	128	4/29	0	32	2	33.8		J. Goff	29	21	306	1/8	1	39	0	117.9			
J. Brissett	3	2	51	0/0	0	50	0	109.7		S. Mannion	1	1	12	0/0	0	12	0	116.7			
Total	21	11	179	4/29	0	50	2	41.7		Total	30	22	318	1/8	1	39	0	118.5			
RECEIVING		NO	YDS	AVG	LG	TD				RECEIVING		NO	YDS	AVG	LG	TD					
T. Hilton	3	57	19.0	32	0				S. Watkins	5	58	11.6	24	0							
J. Doyle	2	41	20.5	21	0				T. Gurley II	5	56	11.2	23	0							
D. Moncrief	1	50	50.0	50	0				C. Kupp	4	76	19.0	28	1							
M. Mack	1	21	21.0	21	0				R. Woods	3	53	17.7	27	0							
F. Gore	1	10	10.0	10	0				T. Higbee	2	17	8.5	9	0							
K. Aiken	1	3	3.0	3	0				G. Everett	1	39	39.0	39	0							
M. Hazel	1	1	1.0	1	0				D. Carrier	1	12	12.0	12	0							
R. Turbin	1	-4	-4.0	-4	0				T. Austin	1	7	7.0	7	0							
Total	11	179	16.3	50	0				Total	22	318	14.5	39	1							
INTERCEPTIONS		NO	YDS	AVG	LG	TD				INTERCEPTIONS		NO	YDS	AVG	LG	TD					
N/A	-	-	-	-	-	-				T. Johnson	1	39	39.0	39t	1						
Total	-	-	-	-	-	-				L. Joyner	1	29	29.0	29t	1						
										Total	2	68	34.0	39t	2						
PUNTING		NO	YDS	AVG	NET	TB/120	LG				PUNTING		NO	YDS	AVG	NET	TB/120	LG			
R. Sanchez	6	302	50.3	47.8	0/2	53				J. Hekker	5	218	43.6	43.6	0/5	47					
Total	6	302	50.3	47.8	0/2	53				Total	5	218	43.6	43.6	0/5	47					
PUNT RETURNS		NO	YDS	AVG	FC	LG	TD				PUNT RETURNS		NO	YDS	AVG	FC	LG	TD			
Q. Bray	3	0	0.0	0	0	0				T. Austin	3	15	5.0	0	8	0					
Total	3	0	0.0	0	0	0				[OUT OF BOUNDS]	3	0	0.0	0	0	0					
										Total	3	15	5.0	0	8	0					
KICKOFF RETURNS		NO	YDS	AVG	FC	LG	TD				KICKOFF RETURNS		NO	YDS	AVG	FC	LG	TD			
[TOUCHBACK]	9	0	0.0	0	0	0				P. Cooper	1	35	35.0	0	35	0					
Total	9	0	0.0	0	0	0				T. Austin	1	13	13.0	0	13	0					
										[TOUCHBACK]	1	0	0.0	0	0	0					
										Total	2	48	24.0	0	35	0					

DEFENSIVE STATISTICS (BASED ON COACHES' FILM REVIEW)

PLAYER	T	S	A	S-YDS	I-YDS	PD	FF	FR	PLAYER	T	S	A	S-YDS	I-YDS	PD	FF	FR
M. Brockers	6	3	3	0-0	0-0	0	0	0	B. Countess	2	2	0	0-0	0-0	0	0	0
A. Ogletree	5	3	2	0-0	0-0	1	0	0	J. Johnson III	2	1	1	0-0	0-0	0	0	0
L. Joyner	4	3	1	0-0	1-29	1	0	0	T. Smart	2	2	0	0-0	0-0	1	0	0
S. Ebukam	4	1	3	0-0	0-0	0	0	0	R. Quinn	2	2	0	1-7	0-0	0	0	0
M. Barron	3	2	1	0-0	0-0	0	0	0	M. Fox	2	2	0	0-0	0-0	0	0	0
M. Alexander	3	1	2	0-0	0-0	0	0	0	D. Hatfield	1	1	0	0-0	0-0	0	0	0
E. Westbrook	3	2	1	1-6	0-0	0	0	0	C. Davis	1	0	1	0-0	0-0	0	0	0
T. Walker	3	2	1	1-7	0-0	0	0	0	C. Littleton	1	1	0	0-0	0-0	0	1	0
K. Webster	2	1	1	0-0	0-0	0	0	0	M. Longacre	1	1	0	1-9	0-0	1	0	0
T. Johnson	2	2	0	0-0	1-39	1	1	1	C. Barwin	1	0	1	0-0	0-0	0	0	0
N. Robey-Coleman	2	2	0	0-0	0-0	1	0	0	TOTAL	52	34	18	4-29	2-68	6	2	1





WEATHER: 76 degrees, cloudy - ATTENDANCE: 56,612 - TIME: 3:10

The Rams dropped a Week 2 contest against the Washington Redskins by a score of 27-20, falling to 1-1 on the season. L.A. trailed 20-10 heading into intermission, then proceeded to score 10-straight points to bring the game to a 20-20 tie with 7:16 remaining in the contest. Redskins QB Kirk Cousins orchestrated a game-winning drive capped off with an 11-yard pass to Ryan Grant for the go-ahead score with 1:49 left in the contest. Rams QB Jared Goff threw an interception on the ensuing possession, sealing the victory for the Redskins. Goff completed 15-of-25 passing attempts for 224 yards with one touchdown and one interception. Goff completed passes to nine different receivers, led by rookie TE Gerald Everett, who hauled in three passes for 95 yards (31.7 yards/reception) and a 69-yard long. RB Todd Gurley registered 16 carries, resulting in 88 yards and one touchdown. Gurley also added three receptions for 48 yards and one receiving touchdown. In total, the Rams posted 344 total yards of offense. Defensively, L.A. recorded 2.0 sacks with LB Alec Ogletree registering 1.0 sack and OLB Robert Quinn and DE Morgan Fox splitting a sack. The Redskins offense posted 229 yards rushing and 179 passing, featuring three running backs each posting over 65 yards.

STARTING LINEUPS

WASHINGTON REDSKINS

LT 71	T. Williams	DE 95	J. Allen
LG 77	S. Lauvao	DE 98	M. Ioannidis
C 61	S. Long	SLB 94	P. Smith
RG 75	B. Scherff	MLB 53	Z. Brown
RT 76	M. Moses	MLB 54	M. Foster
TE 86	J. Reed	WLB 91	R. Kerrigan
TE 85	V. Davis	CB 26	B. Breeland
TE 84	N. Paul	CB 24	J. Norman
WR 18	J. Doctson	SS 35	M. Nicholson
QB 8	K. Cousins	FS 36	D. Swearinger
RB 20	R. Kelley	CB 29	K. Fuller

LOS ANGELES RAMS

WR 11	T. Austin	DT 95	T. Walker
TE 89	T. Higbee	NT 90	M. Brockers
LT 77	A. Whitworth	DT 99	A. Donald
LG 76	R. Saffold	OLB 94	R. Quinn
C 65	J. Sullivan	OLB 98	C. Barwin
RG 68	J. Brown	ILB 52	A. Ogletree
RT 79	R. Havenstein	ILB 26	M. Barron
WR 12	S. Watkins	LCB 22	T. Johnson
WR 17	R. Woods	RCB 23	N. Robey-Coleman
QB 16	J. Goff	SS 31	M. Alexander
RB 30	T. Gurley II	FS 20	L. Joyner

LOS ANGELES SUBSTITUTIONS: K 4 G. Zuerlein, P 6 J. Hekker, WR 10 P. Cooper, WR 18 C. Kupp, DB 24 B. Countess, RB 34 M. Brown, CB 36 D. Hatfield, S 38 Co. Davis, S 43 J. Johnson, LS 44 J. McQuaide, CB 47 Kevin Peterson, OLB 50 S. Ebukam, LB 54 B. Hager, OLB 58 C. Littleton, T 63 D. Williams, C 66 A. Blythe, TE 81 Gerald Everett, WR 83 J. Reynolds, TE 86 D. Carrier, DT 92 T. Smart, DE 93 E. Westbrooks, DE 96 M. Longacre, DE 97 M. Fox

LOS ANGELES DID NOT PLAY QB 14 S. Mannion

LOS ANGELES INACTIVES: QB 8 B. Allen, CB 21 Kayvon Webster, RB 33 J. Davis, DB 41 M. Christian, OLB 51 E. Price, T 64 A. Donnal, T 73 C. Lucas

SCORING SUMMARY

	1	2	3	4	OT	TOTAL	FIELD GOALS
VISITOR Washington Redskins	3	17	0	7	-	27	(41), (22), 51RU
HOME Los Angeles Rams	0	10	7	3	-	20	(32), (40)

Clock

TEAM	Qtr	Time	Play (Extra Point) (Drive Info)	Visitor	Home
Redskins	1	4:43	D. Hopkins 41 yd. Field Goal (14-57, 7:24)	3	0
Redskins	2	14:54	C. Thompson 7 yd. Run (D. Hopkins kick) (6-65, 3:18)	10	0
Redskins	2	12:06	D. Hopkins 22 yd. Field Goal (7-26, 2:33)	13	0
Rams	2	9:59	T. Gurley 1 yd. run (G. Zuerlein kick) (4-75, 2:07)	13	7
Rams	2	3:03	G. Zuerlein 32 yd. Field Goal (9-54, 4:12)	13	10
Redskins	2	1:44	C. Thompson 61 yd. Run (D. Hopkins kick) (4-75, 1:19)	20	10
Rams	3	8:43	T. Gurley 18 yd. pass from J. Goff (G. Zuerlein kick) (6-93, 3:26)	20	17
Rams	4	7:16	G. Zuerlein 40 yd. Field Goal (14-53, 7:22)	20	20
Redskins	4	1:49	R. Grant 11 yd. pass from K. Cousins (D. Hopkins kick) (10-70, 5:27)	27	20





WEATHER: 68 degrees, mostly sunny - ATTENDANCE: 70,178 - TIME: 3:24

The Rams rebounded after a Week 2 defeat with their second 40-plus point game in the first three games of the 2017 campaign under first year Head Coach Sean McVay. The Rams have 107 points through the first three weeks of the 2017 season (46, 20, 41). The last time the Rams had at least 100 points in the first three weeks of the season was in 2000, when they posted 119 points. QB Jared Goff continued his strong start to his second professional season, he completed 22-of-28 passing attempts for 292 yards with three touchdowns and a 145.8 QB rating. RB Todd Gurley finished the contest with 113 yards rushing and two touchdowns on the ground and another 36 yards receiving and one touchdown through the air. For the first time since 2006, the Rams had two 100-plus yard receivers in the same game as WRs Robert Woods and Sammy Watkins finished with 108 and 106 yards, respectively. The offensive line kept Goff clean all night, as they did not surrender a sack, the first time the team did not allow a sack since 1/3/2016, a Week 17 loss to the 49ers. CB Nickell Robey-Coleman intercepted his first pass as a member of the Rams defense on the first play from scrimmage. DE Matt Longacre recorded his second sack of the season, while DT Aaron Donald corralled 49ers QB Brian Hoyer for his first sack of the 2017 season, a game-clinching sack, sealing the Rams 41-39 victory.

STARTING LINEUPS

LOS ANGELES RAMS

SAN FRANCISCO 49ERS

WR 11	T. Austin	DT 95	T. Walker	WR 15	P. Garcon	LDE 91	A. Armstead
TE 89	T. Higbee	NT 90	M. Brockers	LT 74	J. Staley	LDT 90	E. Mitchell
LT 77	A. Whitworth	DT 99	A. Donald	LG 75	L. Tomlinson	RDT 99	D. Buckner
LG 76	R. Saffold	OLB 94	R. Quinn	C 67	D. Kilgore	DL 95	T. Carradine
C 65	J. Sullivan	OLB 98	C. Barwin	RG 63	B. Fusco	SAM 57	E. Harold
RG 68	J. Brown	ILB 52	A. Ogletree	RT 77	T. Brown	MIKE 53	N. Bowman
RT 79	R. Havenstein	ILB 26	M. Barron	TE 88	G. Celek	WILL 54	R. Armstron
TE 86	D. Carrier	LCB 22	T. Johnson	WR 11	M. Goodwin	LCB 33	R. Robinson
WR 17	R. Woods	RCB 23	N. Robey-Coleman	QB 2	B. Hoyer	RCB 36	D. Johnson
QB 16	J. Goff	SS 31	M. Alexander	RB 28	C. Hyde	SS 29	J. Tartt
RB 30	T. Gurley II	FS 20	L. Joyner	FB 44	K. Juszczyk	FS 25	J. Ward

LOS ANGELES SUBSTITUTIONS: K 4 G. Zuerlein, P 6 J. Hekker, WR 10 P. Cooper, WR 12 Sammy Watkins, WR 18 C. Kupp, DB 24 B. Countess, CB 32 T. Hill, RB 33 J. Davis, CB 36 D. Hatfield, S 38 Co. Davis, S 43 J. Johnson, LS 44 J. McQuaide, OLB 50 S. Ebukam, LB 54 B. Hager, OLB 58 C. Littleton, T 63 D. Williams, C 66 A. Blythe, TE 81 Gerald Everett, WR 83 J. Reynolds, DT 92 T. Smart, DE 93 E. Westbrooks, DE 96 M. Longacre, DE 97 M. Fox

LOS ANGELES DID NOT PLAY QB 14 S. Mannion

LOS ANGELES INACTIVES: QB 8 B. Allen, CB 21 Kayvon Webster, RB 34 M. Brown, DB 41 M. Christian, OLB 51 E. Price, T 64 A. Donnal, T 73 C. Lucas

SCORING SUMMARY

	1	2	3	4	OT	TOTAL	FIELD GOALS
VISITOR Los Angeles Rams	14	10	10	7	-	41	(36), (48)
HOME San Francisco 49ers	7	6	7	19	-	39	(48), (19)

TEAM	Qtr	Clock	Play (Extra Point) (Drive Info)	Visitor	Home
Rams	1	14:48	T. Gurley II 3 yd. run (G. Zuerlein kick) (1-3, 0:04)	7	0
49ers	1	8:17	B. Hoyer 9 yd. run (R. Gould kick) (14-81, 6:31)	7	7
Rams	1	4:32	T. Gurley II 7 yd. run (G. Zuerlein kick) (8-75, 3:45)	14	7
Rams	2	14:55	G. Zuerlein 48 yd. Field Goal (7-38, 3:10)	17	7
49ers	2	9:37	R. Gould 36 yd. Field Goal (4-6, 1:58)	17	10
49ers	2	3:46	R. Gould 48 yd. Field Goal (8-47, 4:44)	17	13
Rams	2	0:49	T. Gurley II 2 yd. run (G. Zuerlein kick) (9-75, 2:57)	24	13
Rams	3	9:17	G. Zuerlein 19 yd. Field Goal (10-74, 5:43)	27	13
49ers	3	5:40	C. Hyde 1 yd. run (R. Gould kick) (10-75, 3:37)	27	20
Rams	3	0:17	S. Watkins 1 yd. pass from J. Goff (G. Zuerlein kick) (10-75, 5:23)	34	20
49ers	4	12:50	G. Celek 1 yd. pass from B. Hoyer (kick failed, wl) (6-75, 2:27)	34	26
Rams	4	8:43	S. Watkins 13 yd. pass from J. Goff (G. Zuerlein kick) (7-75, 4:07)	41	26
49ers	4	5:08	T. Taylor 3 yd. pass from B. Hoyer (R. Gould kick) (4-64, 1:27)	41	33
49ers	4	2:13	C. Hyde 1 yd. run (pass failed) (8-29, 2:48)	41	39



FINAL TEAM STATISTICS

<table border="0" style="width: 100%;"> <tr> <td style="width: 30%;">TOTAL FIRST DOWNS</td> <td style="width: 20%;">RAMS</td> <td style="width: 20%;">49ERS</td> </tr> <tr> <td>By Rushing</td> <td>7</td> <td>7</td> </tr> <tr> <td>By Passing</td> <td>14</td> <td>15</td> </tr> <tr> <td>By Penalty</td> <td>5</td> <td>3</td> </tr> <tr> <td>THIRD DOWN EFFICIENCY</td> <td>8-12-67%</td> <td>9-18-50%</td> </tr> <tr> <td>FOURTH DOWN EFFICIENCY</td> <td>0-0-0%</td> <td>2-3-67%</td> </tr> <tr> <td>TOTAL NET YARDS</td> <td>418</td> <td>421</td> </tr> <tr> <td>Total Offensive Plays</td> <td>60</td> <td>74</td> </tr> <tr> <td>Average gain per offensive play</td> <td>7.0</td> <td>5.7</td> </tr> <tr> <td>NET YARDS RUSHING</td> <td>126</td> <td>113</td> </tr> <tr> <td>Total Rushing Plays</td> <td>32</td> <td>33</td> </tr> <tr> <td>Average gain per rushing play</td> <td>3.9</td> <td>3.4</td> </tr> <tr> <td>Tackles for a loss-number and yards</td> <td>3-4</td> <td>2-4</td> </tr> <tr> <td>NET YARDS PASSING</td> <td>292</td> <td>308</td> </tr> <tr> <td>Times thrown - yards lost attempting to pass</td> <td>0-0</td> <td>4-24</td> </tr> <tr> <td>Gross yards passing</td> <td>292</td> <td>332</td> </tr> <tr> <td>PASS ATTEMPTS-COMP-HAD INT</td> <td>28-22-0</td> <td>37-23-1</td> </tr> <tr> <td>Avg gain per pass play</td> <td>10.4</td> <td>7.5</td> </tr> <tr> <td>KICKOFFS Number-In End Zone-TBs</td> <td>8-4-4</td> <td>8-7-4</td> </tr> <tr> <td>PUNTS Number and Average</td> <td>2-56.5</td> <td>2-41.5</td> </tr> <tr> <td>Had Blocked</td> <td>0</td> <td>0</td> </tr> </table>	TOTAL FIRST DOWNS	RAMS	49ERS	By Rushing	7	7	By Passing	14	15	By Penalty	5	3	THIRD DOWN EFFICIENCY	8-12-67%	9-18-50%	FOURTH DOWN EFFICIENCY	0-0-0%	2-3-67%	TOTAL NET YARDS	418	421	Total Offensive Plays	60	74	Average gain per offensive play	7.0	5.7	NET YARDS RUSHING	126	113	Total Rushing Plays	32	33	Average gain per rushing play	3.9	3.4	Tackles for a loss-number and yards	3-4	2-4	NET YARDS PASSING	292	308	Times thrown - yards lost attempting to pass	0-0	4-24	Gross yards passing	292	332	PASS ATTEMPTS-COMP-HAD INT	28-22-0	37-23-1	Avg gain per pass play	10.4	7.5	KICKOFFS Number-In End Zone-TBs	8-4-4	8-7-4	PUNTS Number and Average	2-56.5	2-41.5	Had Blocked	0	0	<table border="0" style="width: 100%;"> <tr> <td style="width: 30%;">FGs - PATs Had Blocked</td> <td style="width: 20%;">RAMS</td> <td style="width: 20%;">49ERS</td> </tr> <tr> <td>Net Punting Average</td> <td>52.0</td> <td>41.5</td> </tr> <tr> <td>TOTAL RETURN YARDAGE (W/O KOR)</td> <td>25</td> <td>9</td> </tr> <tr> <td>No. and Yards Punt Returns</td> <td>1-0</td> <td>2-9</td> </tr> <tr> <td>No. and Yards Kickoff Returns</td> <td>3-83</td> <td>3-56</td> </tr> <tr> <td>No. and Yards Interception Returns</td> <td>1-25</td> <td>0-0</td> </tr> <tr> <td>PENALTIES Number and Yards</td> <td>7-52</td> <td>10-55</td> </tr> <tr> <td>FUMBLES Number and Lost</td> <td>3-2</td> <td>1-1</td> </tr> <tr> <td>TOUCHDOWNS</td> <td>5</td> <td>5</td> </tr> <tr> <td>Rushing</td> <td>2</td> <td>3</td> </tr> <tr> <td>Passing</td> <td>3</td> <td>2</td> </tr> <tr> <td>Returns</td> <td>0</td> <td>0</td> </tr> <tr> <td>EXTRA POINTS Made-Attempts</td> <td>5-5</td> <td>3-4</td> </tr> <tr> <td>Kicking Made-Attempts</td> <td>5-5</td> <td>3-4</td> </tr> <tr> <td>FIELD GOALS Made-Attempts</td> <td>2-2</td> <td>2-2</td> </tr> <tr> <td>RED ZONE EFFICIENCY</td> <td>5-7-71%</td> <td>5-6-83%</td> </tr> <tr> <td>GOAL TO GO EFFICIENCY</td> <td>3-4-75%</td> <td>4-4-100%</td> </tr> <tr> <td>SAFETIES</td> <td>0</td> <td>0</td> </tr> <tr> <td>FINAL SCORE</td> <td>41</td> <td>39</td> </tr> <tr> <td>TIME OF POSSESSION</td> <td>29:43</td> <td>30:17</td> </tr> </table>	FGs - PATs Had Blocked	RAMS	49ERS	Net Punting Average	52.0	41.5	TOTAL RETURN YARDAGE (W/O KOR)	25	9	No. and Yards Punt Returns	1-0	2-9	No. and Yards Kickoff Returns	3-83	3-56	No. and Yards Interception Returns	1-25	0-0	PENALTIES Number and Yards	7-52	10-55	FUMBLES Number and Lost	3-2	1-1	TOUCHDOWNS	5	5	Rushing	2	3	Passing	3	2	Returns	0	0	EXTRA POINTS Made-Attempts	5-5	3-4	Kicking Made-Attempts	5-5	3-4	FIELD GOALS Made-Attempts	2-2	2-2	RED ZONE EFFICIENCY	5-7-71%	5-6-83%	GOAL TO GO EFFICIENCY	3-4-75%	4-4-100%	SAFETIES	0	0	FINAL SCORE	41	39	TIME OF POSSESSION	29:43	30:17
TOTAL FIRST DOWNS	RAMS	49ERS																																																																																																																										
By Rushing	7	7																																																																																																																										
By Passing	14	15																																																																																																																										
By Penalty	5	3																																																																																																																										
THIRD DOWN EFFICIENCY	8-12-67%	9-18-50%																																																																																																																										
FOURTH DOWN EFFICIENCY	0-0-0%	2-3-67%																																																																																																																										
TOTAL NET YARDS	418	421																																																																																																																										
Total Offensive Plays	60	74																																																																																																																										
Average gain per offensive play	7.0	5.7																																																																																																																										
NET YARDS RUSHING	126	113																																																																																																																										
Total Rushing Plays	32	33																																																																																																																										
Average gain per rushing play	3.9	3.4																																																																																																																										
Tackles for a loss-number and yards	3-4	2-4																																																																																																																										
NET YARDS PASSING	292	308																																																																																																																										
Times thrown - yards lost attempting to pass	0-0	4-24																																																																																																																										
Gross yards passing	292	332																																																																																																																										
PASS ATTEMPTS-COMP-HAD INT	28-22-0	37-23-1																																																																																																																										
Avg gain per pass play	10.4	7.5																																																																																																																										
KICKOFFS Number-In End Zone-TBs	8-4-4	8-7-4																																																																																																																										
PUNTS Number and Average	2-56.5	2-41.5																																																																																																																										
Had Blocked	0	0																																																																																																																										
FGs - PATs Had Blocked	RAMS	49ERS																																																																																																																										
Net Punting Average	52.0	41.5																																																																																																																										
TOTAL RETURN YARDAGE (W/O KOR)	25	9																																																																																																																										
No. and Yards Punt Returns	1-0	2-9																																																																																																																										
No. and Yards Kickoff Returns	3-83	3-56																																																																																																																										
No. and Yards Interception Returns	1-25	0-0																																																																																																																										
PENALTIES Number and Yards	7-52	10-55																																																																																																																										
FUMBLES Number and Lost	3-2	1-1																																																																																																																										
TOUCHDOWNS	5	5																																																																																																																										
Rushing	2	3																																																																																																																										
Passing	3	2																																																																																																																										
Returns	0	0																																																																																																																										
EXTRA POINTS Made-Attempts	5-5	3-4																																																																																																																										
Kicking Made-Attempts	5-5	3-4																																																																																																																										
FIELD GOALS Made-Attempts	2-2	2-2																																																																																																																										
RED ZONE EFFICIENCY	5-7-71%	5-6-83%																																																																																																																										
GOAL TO GO EFFICIENCY	3-4-75%	4-4-100%																																																																																																																										
SAFETIES	0	0																																																																																																																										
FINAL SCORE	41	39																																																																																																																										
TIME OF POSSESSION	29:43	30:17																																																																																																																										

FINAL INDIVIDUAL STATISTICS

<table border="0" style="width: 100%;"> <tr> <td colspan="7">LOS ANGELES RAMS</td> </tr> <tr> <td>RUSHING</td> <td>ATT</td> <td>YDS</td> <td>AVG</td> <td>LG</td> <td>TD</td> <td></td> </tr> <tr> <td>T. Gurley II</td> <td>28</td> <td>113</td> <td>4.0</td> <td>29</td> <td>2</td> <td></td> </tr> <tr> <td>T. Austin</td> <td>3</td> <td>14</td> <td>4.7</td> <td>8</td> <td>0</td> <td></td> </tr> <tr> <td>J. Goff</td> <td>1</td> <td>-1</td> <td>-1.0</td> <td>-1</td> <td>0</td> <td></td> </tr> <tr> <td>Total</td> <td>32</td> <td>126</td> <td>3.9</td> <td>29</td> <td>2</td> <td></td> </tr> <tr> <td>PASSING</td> <td>ATT</td> <td>CMP</td> <td>YDS</td> <td>SK/YD</td> <td>TD</td> <td>LG IN RT.</td> </tr> <tr> <td>J. Goff</td> <td>28</td> <td>22</td> <td>292</td> <td>0/0</td> <td>2</td> <td>47 0 145.8</td> </tr> <tr> <td>Total</td> <td>28</td> <td>22</td> <td>292</td> <td>0/0</td> <td>2</td> <td>47 0 145.8</td> </tr> <tr> <td>RECEIVING</td> <td>NO</td> <td>YDS</td> <td>AVG</td> <td>LG</td> <td>TD</td> <td></td> </tr> <tr> <td>R. Woods</td> <td>6</td> <td>108</td> <td>18.0</td> <td>31</td> <td>0</td> <td></td> </tr> <tr> <td>S. Watkins</td> <td>6</td> <td>106</td> <td>17.7</td> <td>47</td> <td>2</td> <td></td> </tr> <tr> <td>T. Gurley II</td> <td>5</td> <td>36</td> <td>7.2</td> <td>27</td> <td>1</td> <td></td> </tr> <tr> <td>C. Kupp</td> <td>2</td> <td>17</td> <td>8.5</td> <td>13</td> <td>0</td> <td></td> </tr> <tr> <td>D. Carrier</td> <td>1</td> <td>17</td> <td>17.0</td> <td>17</td> <td>0</td> <td></td> </tr> <tr> <td>T. Higbee</td> <td>1</td> <td>4</td> <td>4.0</td> <td>4</td> <td>0</td> <td></td> </tr> <tr> <td>P. Cooper</td> <td>1</td> <td>4</td> <td>4.0</td> <td>4</td> <td>0</td> <td></td> </tr> <tr> <td>Total</td> <td>22</td> <td>292</td> <td>13.3</td> <td>47</td> <td>3</td> <td></td> </tr> <tr> <td>INTERCEPTIONS</td> <td>NO</td> <td>YDS</td> <td>AVG</td> <td>LG</td> <td>TD</td> <td></td> </tr> <tr> <td>Nickell Robey-Coleman</td> <td>1</td> <td>25</td> <td>25.0</td> <td>25</td> <td>0</td> <td></td> </tr> <tr> <td>Total</td> <td>1</td> <td>25</td> <td>25.0</td> <td>25</td> <td>0</td> <td></td> </tr> <tr> <td>PUNTING</td> <td>NO</td> <td>YDS</td> <td>AVG</td> <td>NET</td> <td>TB/120</td> <td>LG</td> </tr> <tr> <td>J. Hekker</td> <td>2</td> <td>113</td> <td>56.5</td> <td>52.0</td> <td>0/0</td> <td>64</td> </tr> <tr> <td>Total</td> <td>2</td> <td>113</td> <td>56.5</td> <td>52.0</td> <td>0/0</td> <td>64</td> </tr> <tr> <td>PUNT RETURNS</td> <td>NO</td> <td>YDS</td> <td>AVG</td> <td>FC</td> <td>LG</td> <td>TD</td> </tr> <tr> <td>T. Austin</td> <td>1</td> <td>0</td> <td>0.0</td> <td>1</td> <td>0</td> <td>0</td> </tr> <tr> <td>Total</td> <td>1</td> <td>0</td> <td>0.0</td> <td>1</td> <td>0</td> <td>0</td> </tr> <tr> <td>KICKOFF RETURNS</td> <td>NO</td> <td>YDS</td> <td>AVG</td> <td>FC</td> <td>LG</td> <td>TD</td> </tr> <tr> <td>P. Cooper</td> <td>3</td> <td>83</td> <td>27.8</td> <td>0</td> <td>28</td> <td>0</td> </tr> <tr> <td>[TOUCHBACK]</td> <td>4</td> <td>0</td> <td>0.0</td> <td>0</td> <td>0</td> <td>0</td> </tr> <tr> <td>Total</td> <td>3</td> <td>83</td> <td>27.8</td> <td>0</td> <td>28</td> <td>0</td> </tr> </table>	LOS ANGELES RAMS							RUSHING	ATT	YDS	AVG	LG	TD		T. Gurley II	28	113	4.0	29	2		T. Austin	3	14	4.7	8	0		J. Goff	1	-1	-1.0	-1	0		Total	32	126	3.9	29	2		PASSING	ATT	CMP	YDS	SK/YD	TD	LG IN RT.	J. Goff	28	22	292	0/0	2	47 0 145.8	Total	28	22	292	0/0	2	47 0 145.8	RECEIVING	NO	YDS	AVG	LG	TD		R. Woods	6	108	18.0	31	0		S. Watkins	6	106	17.7	47	2		T. Gurley II	5	36	7.2	27	1		C. Kupp	2	17	8.5	13	0		D. Carrier	1	17	17.0	17	0		T. Higbee	1	4	4.0	4	0		P. Cooper	1	4	4.0	4	0		Total	22	292	13.3	47	3		INTERCEPTIONS	NO	YDS	AVG	LG	TD		Nickell Robey-Coleman	1	25	25.0	25	0		Total	1	25	25.0	25	0		PUNTING	NO	YDS	AVG	NET	TB/120	LG	J. Hekker	2	113	56.5	52.0	0/0	64	Total	2	113	56.5	52.0	0/0	64	PUNT RETURNS	NO	YDS	AVG	FC	LG	TD	T. Austin	1	0	0.0	1	0	0	Total	1	0	0.0	1	0	0	KICKOFF RETURNS	NO	YDS	AVG	FC	LG	TD	P. Cooper	3	83	27.8	0	28	0	[TOUCHBACK]	4	0	0.0	0	0	0	Total	3	83	27.8	0	28	0	<table border="0" style="width: 100%;"> <tr> <td colspan="7">SAN FRANCISCO 49ERS</td> </tr> <tr> <td>RUSHING</td> <td>ATT</td> <td>YDS</td> <td>AVG</td> <td>LG</td> <td>TD</td> <td></td> </tr> <tr> <td>C. Hyde</td> <td>25</td> <td>84</td> <td>3.4</td> <td>20</td> <td>2</td> <td></td> </tr> <tr> <td>R. Mostert</td> <td>4</td> <td>11</td> <td>2.8</td> <td>7</td> <td>0</td> <td></td> </tr> <tr> <td>M. Breida</td> <td>3</td> <td>9</td> <td>3.0</td> <td>10</td> <td>0</td> <td></td> </tr> <tr> <td>K. Cousins</td> <td>1</td> <td>9</td> <td>9.0</td> <td>9t</td> <td>1</td> <td></td> </tr> <tr> <td>Total</td> <td>33</td> <td>113</td> <td>3.4</td> <td>20</td> <td>3</td> <td></td> </tr> <tr> <td>PASSING</td> <td>ATT</td> <td>CMP</td> <td>YDS</td> <td>SK/YD</td> <td>TD</td> <td>LG IN RT.</td> </tr> <tr> <td>B. Hoyer</td> <td>37</td> <td>23</td> <td>332</td> <td>4/24</td> <td>2</td> <td>59 1 98.0</td> </tr> <tr> <td>Total</td> <td>37</td> <td>23</td> <td>332</td> <td>4/24</td> <td>2</td> <td>59 1 98.0</td> </tr> <tr> <td>RECEIVING</td> <td>NO</td> <td>YDS</td> <td>AVG</td> <td>LG</td> <td>TD</td> <td></td> </tr> <tr> <td>P. Garcon</td> <td>7</td> <td>142</td> <td>20.3</td> <td>59</td> <td>0</td> <td></td> </tr> <tr> <td>T. Taylor</td> <td>3</td> <td>32</td> <td>10.7</td> <td>18</td> <td>1</td> <td></td> </tr> <tr> <td>M. Breida</td> <td>3</td> <td>20</td> <td>6.7</td> <td>12</td> <td>0</td> <td></td> </tr> <tr> <td>C. Hyde</td> <td>3</td> <td>10</td> <td>3.3</td> <td>5</td> <td>0</td> <td></td> </tr> <tr> <td>M. Goodwin</td> <td>2</td> <td>62</td> <td>31.0</td> <td>50</td> <td>0</td> <td></td> </tr> <tr> <td>A. Robinson</td> <td>2</td> <td>23</td> <td>11.5</td> <td>17</td> <td>0</td> <td></td> </tr> <tr> <td>K. Juszczyk</td> <td>1</td> <td>34</td> <td>34.0</td> <td>34</td> <td>0</td> <td></td> </tr> <tr> <td>G. Kittle</td> <td>1</td> <td>8</td> <td>8.0</td> <td>8</td> <td>0</td> <td></td> </tr> <tr> <td>G. Celek</td> <td>1</td> <td>1</td> <td>1.0</td> <td>1t</td> <td>1</td> <td></td> </tr> <tr> <td>Total</td> <td>23</td> <td>332</td> <td>14.4</td> <td>59</td> <td>2</td> <td></td> </tr> <tr> <td>INTERCEPTIONS</td> <td>NO</td> <td>YDS</td> <td>AVG</td> <td>LG</td> <td>TD</td> <td></td> </tr> <tr> <td>Total</td> <td>0</td> <td>0</td> <td>0.0</td> <td>0</td> <td>0</td> <td></td> </tr> <tr> <td>PUNTING</td> <td>NO</td> <td>YDS</td> <td>AVG</td> <td>NET</td> <td>TB/120</td> <td>LG</td> </tr> <tr> <td>B. Pinion</td> <td>2</td> <td>83</td> <td>41.5</td> <td>41.5</td> <td>0/2</td> <td>51</td> </tr> <tr> <td>Total</td> <td>2</td> <td>83</td> <td>41.5</td> <td>41.5</td> <td>0/2</td> <td>51</td> </tr> <tr> <td>PUNT RETURNS</td> <td>NO</td> <td>YDS</td> <td>AVG</td> <td>FC</td> <td>LG</td> <td>TD</td> </tr> <tr> <td>T. Taylor</td> <td>1</td> <td>9</td> <td>9.0</td> <td>0</td> <td>9</td> <td>0</td> </tr> <tr> <td>V. Bolden</td> <td>1</td> <td>0</td> <td>0.0</td> <td>0</td> <td>0</td> <td>0</td> </tr> <tr> <td>Total</td> <td>2</td> <td>9</td> <td>4.5</td> <td>0</td> <td>9</td> <td>0</td> </tr> <tr> <td>KICKOFF RETURNS</td> <td>NO</td> <td>YDS</td> <td>AVG</td> <td>FC</td> <td>LG</td> <td>TD</td> </tr> <tr> <td>V. Bolden</td> <td>2</td> <td>36</td> <td>18.0</td> <td>0</td> <td>18</td> <td>0</td> </tr> <tr> <td>R. Mostert</td> <td>1</td> <td>20</td> <td>20.0</td> <td>0</td> <td>20</td> <td>0</td> </tr> <tr> <td>[OUT OF BOUNDS]</td> <td>1</td> <td>0</td> <td>0.0</td> <td>0</td> <td>0</td> <td>0</td> </tr> <tr> <td>[TOUCHBACK]</td> <td>4</td> <td>0</td> <td>0.0</td> <td>0</td> <td>0</td> <td>0</td> </tr> <tr> <td>Total</td> <td>3</td> <td>56</td> <td>18.7</td> <td>0</td> <td>20</td> <td>0</td> </tr> </table>	SAN FRANCISCO 49ERS							RUSHING	ATT	YDS	AVG	LG	TD		C. Hyde	25	84	3.4	20	2		R. Mostert	4	11	2.8	7	0		M. Breida	3	9	3.0	10	0		K. Cousins	1	9	9.0	9t	1		Total	33	113	3.4	20	3		PASSING	ATT	CMP	YDS	SK/YD	TD	LG IN RT.	B. Hoyer	37	23	332	4/24	2	59 1 98.0	Total	37	23	332	4/24	2	59 1 98.0	RECEIVING	NO	YDS	AVG	LG	TD		P. Garcon	7	142	20.3	59	0		T. Taylor	3	32	10.7	18	1		M. Breida	3	20	6.7	12	0		C. Hyde	3	10	3.3	5	0		M. Goodwin	2	62	31.0	50	0		A. Robinson	2	23	11.5	17	0		K. Juszczyk	1	34	34.0	34	0		G. Kittle	1	8	8.0	8	0		G. Celek	1	1	1.0	1t	1		Total	23	332	14.4	59	2		INTERCEPTIONS	NO	YDS	AVG	LG	TD		Total	0	0	0.0	0	0		PUNTING	NO	YDS	AVG	NET	TB/120	LG	B. Pinion	2	83	41.5	41.5	0/2	51	Total	2	83	41.5	41.5	0/2	51	PUNT RETURNS	NO	YDS	AVG	FC	LG	TD	T. Taylor	1	9	9.0	0	9	0	V. Bolden	1	0	0.0	0	0	0	Total	2	9	4.5	0	9	0	KICKOFF RETURNS	NO	YDS	AVG	FC	LG	TD	V. Bolden	2	36	18.0	0	18	0	R. Mostert	1	20	20.0	0	20	0	[OUT OF BOUNDS]	1	0	0.0	0	0	0	[TOUCHBACK]	4	0	0.0	0	0	0	Total	3	56	18.7	0	20	0
LOS ANGELES RAMS																																																																																																																																																																																																																																																																																																																																																																																																																																																																																						
RUSHING	ATT	YDS	AVG	LG	TD																																																																																																																																																																																																																																																																																																																																																																																																																																																																																	
T. Gurley II	28	113	4.0	29	2																																																																																																																																																																																																																																																																																																																																																																																																																																																																																	
T. Austin	3	14	4.7	8	0																																																																																																																																																																																																																																																																																																																																																																																																																																																																																	
J. Goff	1	-1	-1.0	-1	0																																																																																																																																																																																																																																																																																																																																																																																																																																																																																	
Total	32	126	3.9	29	2																																																																																																																																																																																																																																																																																																																																																																																																																																																																																	
PASSING	ATT	CMP	YDS	SK/YD	TD	LG IN RT.																																																																																																																																																																																																																																																																																																																																																																																																																																																																																
J. Goff	28	22	292	0/0	2	47 0 145.8																																																																																																																																																																																																																																																																																																																																																																																																																																																																																
Total	28	22	292	0/0	2	47 0 145.8																																																																																																																																																																																																																																																																																																																																																																																																																																																																																
RECEIVING	NO	YDS	AVG	LG	TD																																																																																																																																																																																																																																																																																																																																																																																																																																																																																	
R. Woods	6	108	18.0	31	0																																																																																																																																																																																																																																																																																																																																																																																																																																																																																	
S. Watkins	6	106	17.7	47	2																																																																																																																																																																																																																																																																																																																																																																																																																																																																																	
T. Gurley II	5	36	7.2	27	1																																																																																																																																																																																																																																																																																																																																																																																																																																																																																	
C. Kupp	2	17	8.5	13	0																																																																																																																																																																																																																																																																																																																																																																																																																																																																																	
D. Carrier	1	17	17.0	17	0																																																																																																																																																																																																																																																																																																																																																																																																																																																																																	
T. Higbee	1	4	4.0	4	0																																																																																																																																																																																																																																																																																																																																																																																																																																																																																	
P. Cooper	1	4	4.0	4	0																																																																																																																																																																																																																																																																																																																																																																																																																																																																																	
Total	22	292	13.3	47	3																																																																																																																																																																																																																																																																																																																																																																																																																																																																																	
INTERCEPTIONS	NO	YDS	AVG	LG	TD																																																																																																																																																																																																																																																																																																																																																																																																																																																																																	
Nickell Robey-Coleman	1	25	25.0	25	0																																																																																																																																																																																																																																																																																																																																																																																																																																																																																	
Total	1	25	25.0	25	0																																																																																																																																																																																																																																																																																																																																																																																																																																																																																	
PUNTING	NO	YDS	AVG	NET	TB/120	LG																																																																																																																																																																																																																																																																																																																																																																																																																																																																																
J. Hekker	2	113	56.5	52.0	0/0	64																																																																																																																																																																																																																																																																																																																																																																																																																																																																																
Total	2	113	56.5	52.0	0/0	64																																																																																																																																																																																																																																																																																																																																																																																																																																																																																
PUNT RETURNS	NO	YDS	AVG	FC	LG	TD																																																																																																																																																																																																																																																																																																																																																																																																																																																																																
T. Austin	1	0	0.0	1	0	0																																																																																																																																																																																																																																																																																																																																																																																																																																																																																
Total	1	0	0.0	1	0	0																																																																																																																																																																																																																																																																																																																																																																																																																																																																																
KICKOFF RETURNS	NO	YDS	AVG	FC	LG	TD																																																																																																																																																																																																																																																																																																																																																																																																																																																																																
P. Cooper	3	83	27.8	0	28	0																																																																																																																																																																																																																																																																																																																																																																																																																																																																																
[TOUCHBACK]	4	0	0.0	0	0	0																																																																																																																																																																																																																																																																																																																																																																																																																																																																																
Total	3	83	27.8	0	28	0																																																																																																																																																																																																																																																																																																																																																																																																																																																																																
SAN FRANCISCO 49ERS																																																																																																																																																																																																																																																																																																																																																																																																																																																																																						
RUSHING	ATT	YDS	AVG	LG	TD																																																																																																																																																																																																																																																																																																																																																																																																																																																																																	
C. Hyde	25	84	3.4	20	2																																																																																																																																																																																																																																																																																																																																																																																																																																																																																	
R. Mostert	4	11	2.8	7	0																																																																																																																																																																																																																																																																																																																																																																																																																																																																																	
M. Breida	3	9	3.0	10	0																																																																																																																																																																																																																																																																																																																																																																																																																																																																																	
K. Cousins	1	9	9.0	9t	1																																																																																																																																																																																																																																																																																																																																																																																																																																																																																	
Total	33	113	3.4	20	3																																																																																																																																																																																																																																																																																																																																																																																																																																																																																	
PASSING	ATT	CMP	YDS	SK/YD	TD	LG IN RT.																																																																																																																																																																																																																																																																																																																																																																																																																																																																																
B. Hoyer	37	23	332	4/24	2	59 1 98.0																																																																																																																																																																																																																																																																																																																																																																																																																																																																																
Total	37	23	332	4/24	2	59 1 98.0																																																																																																																																																																																																																																																																																																																																																																																																																																																																																
RECEIVING	NO	YDS	AVG	LG	TD																																																																																																																																																																																																																																																																																																																																																																																																																																																																																	
P. Garcon	7	142	20.3	59	0																																																																																																																																																																																																																																																																																																																																																																																																																																																																																	
T. Taylor	3	32	10.7	18	1																																																																																																																																																																																																																																																																																																																																																																																																																																																																																	
M. Breida	3	20	6.7	12	0																																																																																																																																																																																																																																																																																																																																																																																																																																																																																	
C. Hyde	3	10	3.3	5	0																																																																																																																																																																																																																																																																																																																																																																																																																																																																																	
M. Goodwin	2	62	31.0	50	0																																																																																																																																																																																																																																																																																																																																																																																																																																																																																	
A. Robinson	2	23	11.5	17	0																																																																																																																																																																																																																																																																																																																																																																																																																																																																																	
K. Juszczyk	1	34	34.0	34	0																																																																																																																																																																																																																																																																																																																																																																																																																																																																																	
G. Kittle	1	8	8.0	8	0																																																																																																																																																																																																																																																																																																																																																																																																																																																																																	
G. Celek	1	1	1.0	1t	1																																																																																																																																																																																																																																																																																																																																																																																																																																																																																	
Total	23	332	14.4	59	2																																																																																																																																																																																																																																																																																																																																																																																																																																																																																	
INTERCEPTIONS	NO	YDS	AVG	LG	TD																																																																																																																																																																																																																																																																																																																																																																																																																																																																																	
Total	0	0	0.0	0	0																																																																																																																																																																																																																																																																																																																																																																																																																																																																																	
PUNTING	NO	YDS	AVG	NET	TB/120	LG																																																																																																																																																																																																																																																																																																																																																																																																																																																																																
B. Pinion	2	83	41.5	41.5	0/2	51																																																																																																																																																																																																																																																																																																																																																																																																																																																																																
Total	2	83	41.5	41.5	0/2	51																																																																																																																																																																																																																																																																																																																																																																																																																																																																																
PUNT RETURNS	NO	YDS	AVG	FC	LG	TD																																																																																																																																																																																																																																																																																																																																																																																																																																																																																
T. Taylor	1	9	9.0	0	9	0																																																																																																																																																																																																																																																																																																																																																																																																																																																																																
V. Bolden	1	0	0.0	0	0	0																																																																																																																																																																																																																																																																																																																																																																																																																																																																																
Total	2	9	4.5	0	9	0																																																																																																																																																																																																																																																																																																																																																																																																																																																																																
KICKOFF RETURNS	NO	YDS	AVG	FC	LG	TD																																																																																																																																																																																																																																																																																																																																																																																																																																																																																
V. Bolden	2	36	18.0	0	18	0																																																																																																																																																																																																																																																																																																																																																																																																																																																																																
R. Mostert	1	20	20.0	0	20	0																																																																																																																																																																																																																																																																																																																																																																																																																																																																																
[OUT OF BOUNDS]	1	0	0.0	0	0	0																																																																																																																																																																																																																																																																																																																																																																																																																																																																																
[TOUCHBACK]	4	0	0.0	0	0	0																																																																																																																																																																																																																																																																																																																																																																																																																																																																																
Total	3	56	18.7	0	20	0																																																																																																																																																																																																																																																																																																																																																																																																																																																																																

DEFENSIVE STATISTICS (BASED ON COACHES' FILM REVIEW)

<table border="0" style="width: 100%;"> <tr> <td>PLAYER</td> <td>T</td> <td>S</td> <td>A</td> <td>S-YDS</td> <td>I-YDS</td> <td>PD</td> <td>FF</td> <td>FR</td> </tr> <tr> <td>A. Ogletree</td> <td>14</td> <td>9</td> <td>5</td> <td>0-0</td> <td>0-0</td> <td>2</td> <td>0</td> <td>0</td> </tr> <tr> <td>M. Barron</td> <td>9</td> <td>8</td> <td>1</td> <td>0-0</td> <td>0-0</td> <td>0</td> <td>0</td> <td>0</td> </tr> <tr> <td>M. Alexander</td> <td>8</td> <td>3</td> <td>5</td> <td>0-0</td> <td>0-0</td> <td>0</td> <td>0</td> <td>0</td> </tr> <tr> <td>M. Brockers</td> <td>6</td> <td>6</td> <td>0</td> <td>0-0</td> <td>0-0</td> <td>0</td> <td>0</td> <td>0</td> </tr> <tr> <td>T. Johnson</td> <td>6</td> <td>4</td> <td>2</td> <td>0-0</td> <td>0-0</td> <td>1</td> <td>0</td> <td>0</td> </tr> <tr> <td>C. Barwin</td> <td>6</td> <td>3</td> <td>3</td> <td>1.0-7.0</td> <td>0-0</td> <td>0</td> <td>0</td> <td>0</td> </tr> <tr> <td>C. Davis</td> <td>5</td> <td>2</td> <td>3</td> <td>0-0</td> <td>0-0</td> <td>0</td> <td>0</td> <td>0</td> </tr> <tr> <td>N. Robey-Coleman</td> <td>4</td> <td>3</td> <td>1</td> <td>0-0</td> <td>1-25</td> <td>2</td> <td>0</td> <td>1</td> </tr> <tr> <td>L. Joyner</td> <td>4</td> <td>1</td> <td>3</td> <td>0-0</td> <td>0-0</td> <td>0</td> <td>0</td> <td>0</td> </tr> <tr> <td>A. Donald</td> <td>3</td> <td>2</td> <td>1</td> <td>1.0-8.0</td> <td>0-0</td> <td>0</td> <td>0</td> <td>0</td> </tr> </table>	PLAYER	T	S	A	S-YDS	I-YDS	PD	FF	FR	A. Ogletree	14	9	5	0-0	0-0	2	0	0	M. Barron	9	8	1	0-0	0-0	0	0	0	M. Alexander	8	3	5	0-0	0-0	0	0	0	M. Brockers	6	6	0	0-0	0-0	0	0	0	T. Johnson	6	4	2	0-0	0-0	1	0	0	C. Barwin	6	3	3	1.0-7.0	0-0	0	0	0	C. Davis	5	2	3	0-0	0-0	0	0	0	N. Robey-Coleman	4	3	1	0-0	1-25	2	0	1	L. Joyner	4	1	3	0-0	0-0	0	0	0	A. Donald	3	2	1	1.0-8.0	0-0	0	0	0	<table border="0" style="width: 100%;"> <tr> <td>PLAYER</td> <td>T</td> <td>S</td> <td>A</td> <td>S-YDS</td> <td>I-YDS</td> <td>PD</td> <td>FF</td> <td>FR</td> </tr> <tr> <td>M. Longacre</td> <td>3</td> <td>2</td> <td>1</td> <td>1.0-4.0</td> <td>0-0</td> <td>0</td> <td>0</td> <td>0</td> </tr> <tr> <td>T. Smart</td> <td>3</td> <td>1</td> <td>2</td> <td>0-0</td> <td>0-0</td> <td>0</td> <td>0</td> <td>0</td> </tr> <tr> <td>S. Ebukam</td> <td>3</td> <td>0</td> <td>3</td> <td>0-0</td> <td>0-0</td> <td>0</td> <td>0</td> <td>0</td> </tr> <tr> <td>T. Walker</td> <td>2</td> <td>1</td> <td>1</td> <td>0-0</td> <td>0-0</td> <td>0</td> <td>1</td> <td>0</td> </tr> <tr> <td>E. Westbrooks</td> <td>1</td> <td>1</td> <td>0</td> <td>0-0</td> <td>0-0</td> <td>0</td> <td>0</td> <td>0</td> </tr> <tr> <td>T. Hill</td> <td>1</td> <td>1</td> <td>0</td> <td>0-0</td> <td>0-0</td> <td>2</td> <td>0</td> <td>0</td> </tr> <tr> <td>C. Littleton</td> <td>1</td> <td>0</td> <td>0</td> <td>0-0</td> <td>0-0</td> <td>0</td> <td>0</td> <td>0</td> </tr> <tr> <td>R. Quinn</td> <td>1</td> <td>0</td> <td>1</td> <td>0-0</td> <td>0-0</td> <td>0</td> <td>1</td> <td>0</td> </tr> <tr> <td>TOTAL</td> <td>81</td> <td>49</td> <td>32</td> <td>4.0-24.0</td> <td>1-25</td> <td>7</td> <td>1</td> <td>1</td> </tr> </table>	PLAYER	T	S	A	S-YDS	I-YDS	PD	FF	FR	M. Longacre	3	2	1	1.0-4.0	0-0	0	0	0	T. Smart	3	1	2	0-0	0-0	0	0	0	S. Ebukam	3	0	3	0-0	0-0	0	0	0	T. Walker	2	1	1	0-0	0-0	0	1	0	E. Westbrooks	1	1	0	0-0	0-0	0	0	0	T. Hill	1	1	0	0-0	0-0	2	0	0	C. Littleton	1	0	0	0-0	0-0	0	0	0	R. Quinn	1	0	1	0-0	0-0	0	1	0	TOTAL	81	49	32	4.0-24.0	1-25	7	1	1
PLAYER	T	S	A	S-YDS	I-YDS	PD	FF	FR																																																																																																																																																																																						
A. Ogletree	14	9	5	0-0	0-0	2	0	0																																																																																																																																																																																						
M. Barron	9	8	1	0-0	0-0	0	0	0																																																																																																																																																																																						
M. Alexander	8	3	5	0-0	0-0	0	0	0																																																																																																																																																																																						
M. Brockers	6	6	0	0-0	0-0	0	0	0																																																																																																																																																																																						
T. Johnson	6	4	2	0-0	0-0	1	0	0																																																																																																																																																																																						
C. Barwin	6	3	3	1.0-7.0	0-0	0	0	0																																																																																																																																																																																						
C. Davis	5	2	3	0-0	0-0	0	0	0																																																																																																																																																																																						
N. Robey-Coleman	4	3	1	0-0	1-25	2	0	1																																																																																																																																																																																						
L. Joyner	4	1	3	0-0	0-0	0	0	0																																																																																																																																																																																						
A. Donald	3	2	1	1.0-8.0	0-0	0	0	0																																																																																																																																																																																						
PLAYER	T	S	A	S-YDS	I-YDS	PD	FF	FR																																																																																																																																																																																						
M. Longacre	3	2	1	1.0-4.0	0-0	0	0	0																																																																																																																																																																																						
T. Smart	3	1	2	0-0	0-0	0	0	0																																																																																																																																																																																						
S. Ebukam	3	0	3	0-0	0-0	0	0	0																																																																																																																																																																																						
T. Walker	2	1	1	0-0	0-0	0	1	0																																																																																																																																																																																						
E. Westbrooks	1	1	0	0-0	0-0	0	0	0																																																																																																																																																																																						
T. Hill	1	1	0	0-0	0-0	2	0	0																																																																																																																																																																																						
C. Littleton	1	0	0	0-0	0-0	0	0	0																																																																																																																																																																																						
R. Quinn	1	0	1	0-0	0-0	0	1	0																																																																																																																																																																																						
TOTAL	81	49	32	4.0-24.0	1-25	7	1	1																																																																																																																																																																																						





WEATHER: Indoors - ATTENDANCE: 91,869 - TIME: 3:21

The Rams won their second-straight game, both on the road as they completed a come-from-behind win to beat the Cowboys 35-31 at AT&T Stadium in Arlington, Texas to improve to 3-1 on the season for the second-straight season. L.A. was led by RB Todd Gurley II who amassed 215 yards from scrimmage, including 121 rushing yards on 23 attempts (5.3 yards/rush) and 94 receiving on seven catches (13.4 yards/reception) including a 53-yard touchdown, which was the Rams' longest scoring play of the season, and Gurley's third-longest catch of his career. The L.A. defensive unit allowed only six points, one touchdown and for the second-consecutive week did not allow their opponent to convert on a two-point try late in the contest. LB Mark Barron recorded his first interception of the 2017 season, the sixth of his career. OLB Connor Barwin tallied a sack for the second week in a row, he now has 2.0 sacks on the season and 52.5 in his career. DT Michael Brockers recorded his first sack of the season, he now has 15.5 career sacks. In LS Jake McQuaide's 100th-career game, he executed seven snaps on seven field goal attempts from K Greg Zuerlein, Zuerlein connected on all seven field goal attempts establishing a new franchise record (previously held by former K Jeff Wilkins, six FGs vs. Denver 9/10/06). Zuerlein accounted for 23 of the Rams 35 points, with Gurley and WR Cooper Kupp posting the other 12 points.

STARTING LINEUPS

LOS ANGELES RAMS

TE 86	D. Carrier	DT 92	T. Smart
TE 89	T. Higbee	NT 90	M. Brockers
LT 77	A. Whitworth	DT 99	A. Donald
LG 76	R. Saffold	OLB 94	R. Quinn
C 65	J. Sullivan	OLB 98	C. Barwin
RG 68	J. Brown	ILB 52	A. Ogletree
RT 79	R. Havenstein	ILB 26	M. Barron
WR 12	S. Watkins	LCB 22	T. Johnson
WR 17	R. Woods	RCB 21	K. Webster
QB 16	J. Goff	SS 31	M. Alexander
RB 30	T. Gurley II	FS 38	C. Davis

DALLAS COWBOYS

WR 88	D. Bryant	DE 90	D. Lawrence
LT 77	T. Smith	DT 96	M. Collins
LG 64	J. Cooper	DT 55	S. Paea
C 72	T. Frederick	DE 98	T. Crawford
RG 70	Z. Martin	SLB 57	D. Wilson
RT 71	L. Collins	WLB 52	J. Durant
TE 82	J. Witten	MLB 54	J. Smith
TE 84	J. Hanna	CB 30	A. Brown
WR 83	T. Williams	CB 32	O. Scandrick
QB 4	D. Prescott	SS 38	J. Heath
RB 21	E. Elliot	FS 31	B. Jones

LOS ANGELES SUBSTITUTIONS: K 4 G. Zuerlein, P 6 J. Hekker, WR 10 P. Cooper, WR 11 T. Austin, WR 18 C. Kupp, CB 23 N. Robey-Coleman DB 24 B. Countess, CB 32 T. Hill, RB 34 M. Brown, S 41 M. Christian, S 43 J. Johnson III, LS 44 J. McQuaide, OLB 50 S. Ebukam, LB 54 B. Hager, OLB 58 C. Littleton, T 63 D. Williams, C 66 A. Blythe, TE 81 Gerald Everett, WR 83 J. Reynolds, DE 93 E. Westbrooks, DT 95 T. Walker, DE 96 M. Longacre, DE 97 M. Fox

LOS ANGELES DID NOT PLAY QB 14 S. Mannion

LOS ANGELES INACTIVES: QB 8 B. Allen, S 20 L. Joyner, RB 33 J. Davis, CB 36 D. Hatfield, OLB 51 E. Price, T 64 A. Donnal, T 73 C. Lucas

SCORING SUMMARY

	1	2	3	4	OT	TOTAL	FIELD GOALS
VISITOR Los Angeles Rams	3	13	10	9	-	35	(49), (44), (44), (30), (28), (43), (33)
HOME Dallas Cowboys	3	21	0	6	-	30	(34)

TEAM	Qtr	Time	Play (Extra Point) (Drive Info)	Visitor	Home
Cowboys	1	11:30	D. Bailey 34 yd. Field Goal (7-64, 3:30)	0	3
Rams	1	7:07	G. Zuerlein 49 yd. Field Goal (9-53, 4:23)	3	3
Cowboys	2	14:05	E. Elliot 10 yd. pass from D. Prescott (D. Bailey kick) (15-81, 8:02)	3	10
Rams	2	12:39	G. Zuerlein 44 yd. Field Goal (5-9, 1:26)	6	10
Cowboys	2	10:53	E. Elliot 1 yd. run (4-75, 1:46)	6	17
Rams	2	6:33	C. Kupp 7 yd pass from J. Goff (G. Zuerlein kick) (5-18, 1:56)	13	17
Cowboys	2	1:51	B. Butler 10 yd. pass from D. Prescott (D. Bailey kick) (9-75, 4:42)	13	24
Rams	2	0:00	G. Zuerlein 44 yd. Field Goal (8-49, 1:51)	16	24
Rams	3	7:26	G. Zuerlein 30 yd. Field Goal (8-54, 3:15)	19	24
Rams	3	2:59	T. Gurley 53 yd. pass from J. Goff (G. Zuerlein kick) (4-90, 1:59)	26	24
Rams	4	11:56	G. Zuerlein 28 yd. Field Goal (11-78, 4:26)	29	24
Rams	4	9:41	G. Zuerlein 43 yd. Field Goal (8-54, 3:15)	32	24
Cowboys	4	7:11	J. Hana 28 yd. pass from D. Prescott (pass failed) (5-75, 2:30)	32	30
Rams	4	1:55	G. Zuerlein 33 yd. Field Goal (12-68, 5:16)	35	30



FINAL TEAM STATISTICS

	RAMS	COWBOYS		RAMS	COWBOYS
TOTAL FIRST DOWNS	24	22	FGs - PATs Had Blocked	0-0	0-0
By Rushing	9	9	Net Punting Average	54.0	40.3
By Passing	14	12	TOTAL RETURN YARDAGE (W/O KOR)	24	0
By Penalty	1	1	No. and Yards Punt Returns	3-20	1-0
THIRD DOWN EFFICIENCY	5-13-38%	7-14-50%	No. and Yards Kickoff Returns	4-123	3-78
FOURTH DOWN EFFICIENCY	0-0-0%	1-2-50%	No. and Yards Interception Returns	1-4	0-0
TOTAL NET YARDS	412	440	PENALTIES Number and Yards	7-41	4-45
Total Offensive Plays	68	65	FUMBLES Number and Lost	1-0	1-1
Average gain per offensive play	6.1	6.8	TOUCHDOWNS	2	4
NET YARDS RUSHING	168	189	Rushing	0	1
Total Rushing Plays	31	27	Passing	2	3
Average gain per rushing play	5.4	7.0	Returns	0	0
Tackles for a loss-number and yards	6-12	1-1	EXTRA POINTS Made-Attempts	2-2	3-4
NET YARDS PASSING	244	251	Kicking Made-Attempts	2-2	3-3
Times thrown - yards lost attempting to pass	1-11	2-1	FIELD GOALS Made-Attempts	7-7	1-1
Gross yards passing	255	252	RED ZONE EFFICIENCY	1-4-25%	3-4-75%
PASS ATTEMPTS-COMP-HAD INT	36-21-0	36-20-1	GOAL TO GO EFFICIENCY	1-2-50%	1-1-100%
Avg gain per pass play	6.6	6.6	SAFETIES	0	0
KICKOFFS Number-In End Zone-TBs	9-9-6	6-5-2	FINAL SCORE	35	30
PUNTS Number and Average	2-54.0	3-47.5	TIME OF POSSESSION	30:32	29:28
Had Blocked	0	0			

FINAL INDIVIDUAL STATISTICS

LOS ANGELES RAMS										DALLAS COWBOYS									
RUSHING	ATT	YDS	AVG	LG	TD					RUSHING	ATT	YDS	AVG	LG	TD				
T. Gurley II	23	121	5.3	17	0					E. Elliot	21	85	4.0	16	1				
T. Austin	6	48	8.0	14	0					A. Morris	2	76	38.0	70	0				
M. Brown	1	0	0.0	0	0					D. Prescott	3	25	8.3	12	0				
J. Goff	1	-1	-1.0	-1	0					R. Switzer	1	3	3.0	3	0				
Total	31	168	5.4	17	0					Total	27	189	7.0	70	1				
PASSING	ATT	CMP	YDS	SK/YD	TD	LG	IN	RT.		PASSING	ATT	CMP	YDS	SK/YD	TD	LG	IN	RT.	
J. Goff	36	21	255	1/11	2	53t	0	98.7		D. Prescott	36	20	252	2/1	3	36	1	93.8	
Total	36	21	255	1/11	2	53t	0	98.7		Total	36	20	252	2/1	3	36	1	93.8	
RECEIVING	NO	YDS	AVG	LG	TD					RECEIVING	NO	YDS	AVG	LG	TD				
T. Gurley II	7	94	13.4	53t	1					D. Bryant	5	98	19.6	36	0				
C. Kupp	5	60	12.0	24	1					E. Elliot	4	54	13.5	31	1				
T. Higbee	3	47	15.7	29	0					T. Williams	4	34	8.5	13	0				
R. Woods	2	17	8.5	19	0					C. Beasley	3	17	5.7	12	0				
S. Watkins	1	17	17.0	17	0					B. Butler	2	12	6.0	10t	1				
M. Brown	1	14	14.0	14	0					J. Hanna	1	28	28.0	28t	1				
G. Everett	1	8	8.0	8	0					J. Witten	1	9	9.0	9	0				
T. Austin	1	-2	-2.0	-2	0					Total	20	252	12.6	36	3				
Total	21	255	12.1	53t	2					Total	20	252	12.6	36	3				
INTERCEPTIONS	NO	YDS	AVG	LG	TD					INTERCEPTIONS	NO	YDS	AVG	LG	TD				
M. Barron	1	4	4.0	4	0					Total	0	0	0.0	0	0				
Total	1	4	4.0	4	0					Total	0	0	0.0	0	0				
PUNTING	NO	YDS	AVG	NET	TB/120	LG				PUNTING	NO	YDS	AVG	NET	TB/120	LG			
J. Hekker	2	108	54.0	54.0	0/2	62				C. Jones	3	141	47.0	40.3	0/1	55			
Total	2	108	54.0	54.0	0/2	62				Total	3	141	47.0	40.3	0/1	55			
PUNT RETURNS	NO	YDS	AVG	FC	LG	TD				PUNT RETURNS	NO	YDS	AVG	FC	LG	TD			
T. Austin	3	20	6.7	0	7	0				R. Switzer	1	0	0.0	0	0	0			
Total	3	20	6.7	0	7	0				[DOWNED]	1	0	0.0	0	0	0			
KICKOFF RETURNS	NO	YDS	AVG	FC	LG	TD				Total	2	0	0.0	0	0	0			
P. Cooper	4	123	30.8	0	66	0				KICKOFF RETURNS	NO	YDS	AVG	FC	LG	TD			
[TOUCHBACK]	2	0	0.0	0	0	0				R. Switzer	3	78	26.0	0	28	0			
Total	4	123	30.8	0	66	0				[TOUCHBACK]	6	0	0.0	0	0	0			
										Total	3	78	26.0	0	28	0			

DEFENSIVE STATISTICS (BASED ON COACHES' FILM REVIEW)

PLAYER	T	S	A	S-YDS	I-YDS	PD	FF	FR	PLAYER	T	S	A	S-YDS	I-YDS	PD	FF	FR
A. Ogletree	11	8	3	0-0	0-0	0	0	0	E. Westbrook	3	1	2	0-0	0-0	0	0	0
M. Barron	8	7	1	0-0	1-4	1	0	0	M. Longacre	3	2	1	0-0	0-0	0	0	0
K. Webster	7	6	1	0-0	0-0	0	0	0	M. Alexander	2	1	1	0-0	0-0	0	0	0
N. Robey-Coleman	5	3	2	0-0	0-0	0	0	0	R. Quinn	2	1	1	0-0	0-0	0	0	0
M. Brockers	5	3	2	1.0-1	0-0	2	0	0	M. Fox	2	1	1	0-0	0-0	0	0	0
A. Donald	5	2	3	0-0	0-0	0	0	0	C. Barwin	2	1	1	1.0-0	0-0	0	0	0
T. Johnson	4	4	0	0-0	0-0	2	0	0	S. Ebukam	1	0	1	0-0	0-0	0	0	0
C. Davis	3	1	2	0-0	0-0	0	0	0	T. Walker	1	0	1	0-0	0-0	0	0	0
J. Johnson III	3	3	0	0-0	0-0	0	0	0	TOTAL	70	46	24	2.0-1.0	1-4	5	0	0
T. Smart	3	2	1	0-0	0-0	0	0	0									




WEATHER: Sunny, 78 degrees - ATTENDANCE: 60,745 - TIME: 3:08

The Rams fell to 3-2 on the season at the hands of the Seattle Seahawks by a score of 16-10. After a scoreless first quarter, the teams went into the locker room knotted up at 10-10 at halftime. L.A. committed five turnovers in the contest and finished -3 in the turnover margin. QB Jared Goff threw two interceptions in the contest, doubling his season total heading into the game, he finished 22-of-47 for 288 yards and a 48.9 QB rating, in addition to being sacked twice. RB Todd Gurley II rushed for 43 yards on 14 attempts while TE Tyler Higbee had a career-best 98 yards receiving on four receptions. In his first professional start, rookie S John Johnson III recorded his first-career interception, picking off Seahawks QB Russell Wilson and returning it 69 yards. S Cody Davis also recorded an interception in the contest, his first of the season and second of his career. The Rams defensive unit sacked Wilson three times in the game, with LB Alec Ogletree and OLBs Matt Longacre and Robert Quinn each tallying a sack in the contest. K Greg Zuerlein missed his first FG of the season, booting a 36-yard attempt wide right. P Johnny Hekker punted the ball three times for 136 yards and a 42.0 net average. Despite out gaining the Seahawks by 134 yards, L.A. couldn't overcome five turnovers. WR/PR Tavon Austin fumbled the football twice, losing one while Goff and Gurley each lost one fumble.

STARTING LINEUPS

SEATTLE SEAHAWKS

WR 89	D. Baldwin	LDE 72	M. Bennett
LT 70	R. Odhiambo	LDT 90	J. Reed
LG 78	L. Joeckel	RDT 91	S. Richardson
C 68	J. Britt	RDE 55	F. Clark
RG 75	O. Aboushi	MLB 54	B. Wagner
RT 76	G. Ifedi	OLB 50	K. Wright
TE 88	J. Graham	LCB 25	R. Sherman
WR 10	P. Richardson	CB 28	J. Coleman
WR 16	T. Lockett	RCB 26	S. Griffin
QB 3	R. Wilson	SS 31	K. Chancellor
RB 27	E. Lacy	FS 29	E. Thomas

LOS ANGELES RAMS

WR 11	T. Austin	NT 90	M. Brockers
TE 89	T. Higbee	DT 99	A. Donald
LT 77	A. Whitworth	OLB 94	R. Quinn
LG 76	R. Saffold	OLB 98	C. Barwin
C 65	J. Sullivan	OLB 58	C. Littleton
RG 68	J. Brown	ILB 52	A. Ogletree
RT 79	R. Havenstein	ILB 26	M. Barron
WR 12	S. Watkins	LCB 22	T. Johnson
WR 17	R. Woods	CB 23	N. Robey-Coleman
QB 16	J. Goff	RCB 21	K. Webster
RB 30	T. Gurley II	SS 43	J. Johnson III

LOS ANGELES SUBSTITUTIONS: K 4 G. Zuerlein, P 6 J. Hekker, WR 10 P. Cooper, WR 18 C. Kupp, DB 24 B. Countess, CB 32 T. Hill, RB 34 M. Brown, DB 36 D. Hatfield, S 38 Co. Davis, S 41 M. Christian, LS 44 J. McQuaide, OLB 50 S. Ebukam, LB 54 B. Hager, T 63 D. Williams, C 66 A. Blythe, TE 81 Gerald Everett, WR 83 J. Reynolds, TE 86 D. Carrier, DT 92 T. Smart, DE 93 E. Westbrooks, DT 95 T. Walker, DE 96 M. Longacre, DE 97 M. Fox

LOS ANGELES DID NOT PLAY QB 14 S. Mannion

LOS ANGELES INACTIVES: QB 8 B. Allen, S 20 L. Joyner, S 31 M. Alexander, RB 33 J. Davis, OLB 51 E. Price, T 64 A. Donnal, T 73 C. Lucas

SCORING SUMMARY

	1	2	3	4	OT	TOTAL	FIELD GOALS
VISITOR Seattle Seahawks	0	10	3	3	-	16	(48), (49), (35)
HOME Los Angeles Rams	0	10	0	0	-	10	(35), 36WR

TEAM	Qtr	Time	Play (Extra Point) (Drive Info)	Visitor	Home
Rams	2	14:13	T. Austin 27 yd. run (G. Zuerlein kick) (10-79, 3:57)	0	7
Rams	2	9:29	G. Zuerlein 35 yd. Field Goal (4-2, 0:56)	0	10
Seahawks	2	1:55	J. Graham 4 yd. pass from R. Wilson (B. Walsh kick) (15-75, 7:34)	7	10
Seahawks	2	0:00	B. Walsh 48 yd. Field Goal (9-46, 1:28)	10	10
Seahawks	3	5:41	B. Walsh 49 yd. Field Goal (9-43, 4:13)	13	10
Seahawks	4	1:09	B. Walsh 35 yd. Field Goal (4-3, 1:37)	16	10



FINAL TEAM STATISTICS

	SEAHAWKS	RAMS		SEAHAWKS	RAMS
TOTAL FIRST DOWNS	15	21	FGs - PATs Had Blocked	0-0	0-0
By Rushing	3	4	Net Punting Average	39.5	42.0
By Passing	11	14	TOTAL RETURN YARDAGE (W/O KOR)	34	69
By Penalty	1	3	No. and Yards Punt Returns	1-10	2-0
THIRD DOWN EFFICIENCY	8-17-47%	8-15-53%	No. and Yards Kickoff Returns	1-13	2-52
FOURTH DOWN EFFICIENCY	0-0-0%	0-1-0%	No. and Yards Interception Returns	2-24	2-69
TOTAL NET YARDS	241	375	PENALTIES Number and Yards	7-40	5-45
Total Offensive Plays	66	71	FUMBLES Number and Lost	0-0	4-3
Average gain per offensive play	3.7	5.3	TOUCHDOWNS	1	1
NET YARDS RUSHING	62	100	Rushing	0	1
Total Rushing Plays	25	22	Passing	1	0
Average gain per rushing play	2.5	4.5	Returns	0	0
Tackles for a loss-number and yards	3-8	4-14	EXTRA POINTS Made-Attempts	1-1	1-1
NET YARDS PASSING	179	275	Kicking Made-Attempts	1-1	1-1
Times thrown - yards lost attempting to pass	3-19	2-13	FIELD GOALS Made-Attempts	3-3	1-2
Gross yards passing	198	288	RED ZONE EFFICIENCY	1-3-33%	0-4-0%
PASS ATTEMPTS-COMP-HAD INT	38-24-2	47-22-2	GOAL TO GO EFFICIENCY	1-1-100%	0-0-0%
Avg gain per pass play	4.4	5.6	SAFETIES	0	0
KICKOFFS Number-In End Zone-TBs	4-2-1	3-2-2	FINAL SCORE	16	10
PUNTS Number and Average	6-39.5	3-45.3	TIME OF POSSESSION	31:16	28:44
Had Blocked	0	0			

FINAL INDIVIDUAL STATISTICS

SEATTLE SEAHAWKS							LOS ANGELES RAMS										
RUSHING	ATT	YDS	AVG	LG	TD		RUSHING	ATT	YDS	AVG	LG	TD					
T. Rawls	8	20	2.5	7	0		T. Gurley II	14	43	3.1	11	0					
E. Lacy	9	19	2.1	6	0		T. Austin	6	27	4.5	27t	1					
R. Wilson	5	16	3.2	9	0		J. Goff	1	22	22.0	22	0					
T. Lockett	1	7	7.0	7	0		R. Woods	1	8	8.0	8	0					
J. McKissic	2	0	0.0	0	0		Total	22	100	4.5	27t	1					
Total	25	62	2.5	9	0		PASSING	ATT	CMP	YDS	SK/YD	TD	LG	IN	RT.		
PASSING	ATT	CMP	YDS	SK/YD	TD	LG	IN	RT.									
R. Wilson	37	24	198	3/19	1	21	1	76.2	J. Goff	47	22	288	2/13	0	35	2	48.9
T. McEvoy	1	0	0	0/0	0	0	1	0.0	Total	47	22	288	2/13	0	35	2	48.9
Total	38	24	198	3/19	1	21	2	63.3	RECEIVING	NO	YDS	AVG	LG	TD			
RECEIVING	NO	YDS	AVG	LG	TD												
J. Graham	6	37	6.2	9	1		R. Woods	5	66	13.2	20	0					
D. Baldwin	4	37	9.3	15	0		T. Higbee	4	98	24.5	35	0					
J. McKissic	3	36	12.0	21	0		C. Kupp	3	44	14.7	19	0					
P. Richardson	3	35	11.7	14	0		T. Austin	3	14	4.7	9	0					
T. Lockett	3	26	8.7	12	0		M. Brown	2	29	14.5	16	0					
T. Rawls	2	15	7.5	14	0		P. Cooper	2	22	11.0	19	0					
N. Vannett	2	3	1.5	3	0		T. Gurley	2	7	3.5	6	0					
E. Lacy	1	9	9.0	9	0		G. Everett	1	8	8.0	8	0					
Total	24	198	8.3	21	1		Total	22	288	13.1	35	0					
INTERCEPTIONS	NO	YDS	AVG	LG	TD		INTERCEPTIONS	NO	YDS	AVG	LG	TD					
E. Thomas	1	19	19.0	19	0		J. Johnson III	1	69	69.0	69	0					
S. Richardson	1	5	5.0	5	0		M. Barron	1	0	0.0	0	0					
Total	2	24	12.0	19	0		Total	2	69	34.5	69	0					
PUNTING	NO	YDS	AVG	NET	TB/120	LG	PUNTING	NO	YDS	AVG	NET	TB/120	LG				
J. Ryan	6	237	39.5	39.5	0/2	44	J. Hekker	3	136	45.3	42.0	0/0	62				
Total	6	237	39.5	39.5	0/2	44	Total	3	136	45.3	42.0	0/0	62				
PUNT RETURNS	NO	YDS	AVG	FC	LG	TD	PUNT RETURNS	NO	YDS	AVG	FC	LG	TD				
T. Lockett	1	10	10.0	0	10	0	T. Austin	2	0	0.0	0	0	0				
[OUT OF BOUNDS]	1	0	0.0	0	0	0	C. Kupp	0	0	0.0	2	0	0				
Total	1	10	10.0	0	10	0	Total	2	0	0.0	2	0	0				
KICKOFF RETURNS	NO	YDS	AVG	FC	LG	TD	KICKOFF RETURNS	NO	YDS	AVG	FC	LG	TD				
E. Pocic	1	13	13.0	0	13	0	P. Cooper	2	52	26.0	0	31	0				
[TOUCHBACK]	2	0	0.0	0	0	0	[OUT OF BOUNDS]	1	0	0.0	0	0	0				
Total	1	13	13.0	0	13	0	[TOUCHBACK]	1	0	0.0	0	0	0				
							Total	2	52	26.0	0	31	0				

DEFENSIVE STATISTICS (BASED ON COACHES' FILM REVIEW)

PLAYER	T	S	A	S-YDS	I-YDS	PD	FF	FR	PLAYER	T	S	A	S-YDS	I-YDS	PD	FF	FR
M. Barron	18	14	4	0-0	0-0	1	0	0	M. Longacre	3	2	1	1.0-5	0-0	0	0	0
C. Davis	7	3	4	0-0	1-0	2	0	0	C. Littleton	2	2	0	0-0	0-0	0	0	0
A. Ogletree	7	3	4	1.0-6	0-0	0	0	0	M. Fox	2	2	0	0-0	0-0	0	0	0
N. Robey-Coleman	6	5	1	0-0	0-0	0	0	0	C. Barwin	2	1	1	0-0	0-0	0	0	0
J. Johnson III	6	2	4	0-0	1-69	0	0	0	B. Countess	1	1	0	0-0	0-0	0	0	0
A. Donald	6	3	3	0-0	0-0	0	0	0	M. Christian	1	1	0	0-0	0-0	0	0	0
T. Johnson	4	2	2	0-0	0-0	0	0	0	T. Smart	1	1	0	0-0	0-0	0	0	0
M. Brockers	4	2	2	0-0	0-0	0	0	0	E. Westbrooks	1	1	0	0-0	0-0	0	0	0
R. Quinn	4	2	2	1.0-8	0-0	0	0	0	TOTAL	78	48	30	3.0-19.0	2-69	7	0	0
K. Webster	3	1	2	0-0	0-0	2	0	0									




WEATHER: 88 degrees - ATTENDANCE: 56,232 - TIME: 3:06

The Rams equalled their win total from 2016 in the first six games of the 2017 season as they improved to 4-2 on the season with a 27-17 win over the Jacksonville Jaguars (3-3) at EverBank Field. Each team was on the scoreboard less than 30 seconds into the contest with Rams WR Pharoh Cooper returned the opening kickoff 103 yards for a touchdown and Jaguars RB Leonard Fournette took the Jags' first play from scrimmage 75 yards to pay dirt. In the second quarter, OLB Cory Littleton blocked a punt and RB Malcolm Brown returned it 8 yards for a score, marking the first time in franchise history that the Rams blocked a punt and returned a kickoff for a touchdown in a single game. RB Todd Gurley II rushed the ball 23 times for 116 yards, 5.0 yards per rush. It was Gurley's third 100-plus yard game of the season, the eighth of his career. WR Robert Woods led the Rams pass catchers with five receptions for 70 yards. QB Jared Goff completed 11-of-21 passing attempts for 124 yards and one touchdown. TE Gerald Everett scored his first touchdown as a professional, a 4-yard pass from Goff. There were five Rams defenders to register a sack in the contest and CB Nickell Robey-Coleman snared a Blake Bortles pass and returned it 31 yards. K Greg Zuerlein connected on both of his field goal attempts and all three PATs.

STARTING LINEUPS

LOS ANGELES RAMS

TE 86	D. Carrier	DT 92	T. Smart
TE 89	T. Higbee	NT 90	M. Brockers
LT 77	A. Whitworth	DT 99	A. Donald
LG 76	R. Saffold	OLB 94	R. Quinn
C 65	J. Sullivan	OLB 98	C. Barwin
RG 68	J. Brown	ILB 52	A. Ogletree
RT 79	R. Havenstein	ILB 26	M. Barron
WR 12	S. Watkins	LCB 22	T. Johnson
WR 17	R. Woods	RCB 21	K. Webster
QB 16	J. Goff	SS 38	C. Davis
RB 30	T. Gurley II	FS 43	J. Johnson III

JACKSONVILLE JAGUARS

WR 11	M. Lee	DE 91	Y. Ngakoue
LT 74	C. Robinson	NT 95	A. Jones
LG 77	P. Oameh	DT 97	M. Jackson
C 69	T. Shatley	DE 93	C. Campbell
RG 60	A. Cann	WLB 50	T. Smith
RT 78	J. Parnell	MLB 51	P. Posluszny
TE 89	M. Lewis	SLB 44	M. Jack
WR 88	A. Hurms	LCB 20	J. Ramsey
QB 5	B. Bortles	FS 39	T. Gipson
RB 27	L. Fournette	SS 42	B. Church
FB 40	T. Bohanon	RCB 21	A. Bouye

LOS ANGELES SUBSTITUTIONS: K 4 G. Zuerlein, P 6 J. Hekker, WR 10 P. Cooper, WR 11 T. Austin, WR 18 C. Kupp, CB 23 N. Robey-Coleman, DB 24 B. Countess, RB 34 M. Brown, CB 36 D. Hatfield, S 41 M. Christian, LS 44 J. McQuaide, OLB 50 S. Ebukam, LB 54 B. Hager, OLB 58 C. Littleton, T 63 D. Williams, C 66 A. Blythe, TE 81 Gerald Everett, WR 83 J. Reynolds, WR 88 M. Thomas, DE 93 E. Westbrooks, DT 95 T. Walker, OLB 96 M. Longacre, DE 97 M. Fox

LOS ANGELES DID NOT PLAY QB 14 S. Mannion

LOS ANGELES INACTIVES: QB 8 B. Allen, S 20 L. Joyner, CB 32 T. Hill, RB 33 J. Davis, OLB 51 E. Price, T 64 A. Donnal, T 73 C. Lucas

SCORING SUMMARY

	1	2	3	4	OT	TOTAL	FIELD GOALS
VISITOR Los Angeles Rams	17	7	0	3	-	27	(56), (29)
HOME Jacksonville Jaguars	14	0	3	0	-	17	54WL, (41), 54 WL

TEAM	Qtr	Clock	Play (Extra Point) (Drive Info)	Visitor	Home
Rams	1	14:46	P. Cooper 103 yd. kickoff return (G. Zuerlein kick) (0-0, 0:14)	7	0
Jaguars	1	14:35	L. Fournette 75 yd. run (J. Myers kick) (1-75, 0:11)	7	7
Rams	1	8:54	G. Zuerlein 56 yd. Field Goal (4-8, 1:29)	10	7
Jaguars	1	6:51	C. Ivory 22 yd. pass from B. Bortles (J. Myers kick) (4-75, 2:03)	10	14
Rams	1	0:22	G. Everett 4 yd. pass from J. Goff (G. Zuerlein kick) (7-66, 3:16)	17	14
Rams	2	2:25	M. Brown 8 yd. return of blocked punt (G. Zuerlein kick)	24	14
Jaguars	3	5:16	J. Myers 41 yd. Field Goal (9-29, 5:00)	24	17
Rams	4	2:32	G. Zuerlein 29 yd. Field Goal (12-57, 5:08)	27	17



FINAL TEAM STATISTICS

	RAMS	JAGUARS		RAMS	JAGUARS
TOTAL FIRST DOWNS	12	19	FGs - PATs Had Blocked	0-0	0-0
By Rushing	5	5	Net Punting Average	43.1	32.1
By Passing	7	12	TOTAL RETURN YARDAGE (W/O KOR)	48	0
By Penalty	0	2	No. and Yards Punt Returns	3-17	1-0
THIRD DOWN EFFICIENCY	4-13-31%	4-15-27%	No. and Yards Kickoff Returns	2-124	0-0
FOURTH DOWN EFFICIENCY	0-0-0%	1-1-100%	No. and Yards Interception Returns	1-31	0-0
TOTAL NET YARDS	249	389	PENALTIES Number and Yards	7-70	5-40
Total Offensive Plays	56	66	FUMBLES Number and Lost	2-1	2-0
Average gain per offensive play	4.4	5.9	TOUCHDOWNS	3	2
NET YARDS RUSHING	142	169	Rushing	0	1
Total Rushing Plays	32	26	Passing	1	1
Average gain per rushing play	4.4	6.5	Returns	1	0
Tackles for a loss-number and yards	4-10	5-10	Other (Blocked Kicks, etc.)	1	0
NET YARDS PASSING	107	220	EXTRA POINTS Made-Attempts	3-3	2-2
Times thrown - yards lost attempting to pass	3-17	5-21	Kicking Made-Attempts	3-3	2-2
Gross yards passing	124	241	FIELD GOALS Made-Attempts	2-2	1-3
PASS ATTEMPTS-COMP-HAD INT	21-11-0	35-23-1	RED ZONE EFFICIENCY	1-2-50%	0-1-0%
Avg gain per pass play	4.5	5.5	GOAL TO GO EFFICIENCY	1-1-100%	0-0-0%
KICKOFFS Number-In End Zone-TBs	6-6-6	4-3-2	SAFETIES	0	0
PUNTS Number and Average	7-46.0	8-34.3	FINAL SCORE	27	17
Had Blocked	0	1	TIME OF POSSESSION	28:01	31:59

FINAL INDIVIDUAL STATISTICS

LOS ANGELES RAMS	JACKSONVILLE JAGUARS
RUSHING	RUSHING
T. Gurley II	L. Fournette
M. Brown	B. Bortles
J. Goff	M. Lee
T. Austin	C. Ivory
Total	Total
PASSING	PASSING
J. Goff	B. Bortles
Total	Total
RECEIVING	RECEIVING
R. Woods	C. Ivory
C. Kupp	M. Lee
S. Watkins	A. Hurns
G. Everett	J.O'Shaughnessy
T. Gurley	L. Fournette
Total	Total
INTERCEPTIONS	INTERCEPTIONS
N. Robey-Coleman	Total
Total	Total
PUNTING	PUNTING
J. Hekker	B. Nortman
Total	Total
PUNT RETURNS	PUNT RETURNS
P. Cooper	M. McCaffrey
Total	Total
KICKOFF RETURNS	KICKOFF RETURNS
P. Cooper	Total
[TOUCHBACK]	[TOUCHBACK]
Total	Total

DEFENSIVE STATISTICS (BASED ON COACHES' FILM REVIEW)

PLAYER	T	S	A	S-YDS	I-YDS	PD	FF	FR	PLAYER	T	S	A	S-YDS	I-YDS	PD	FF	FR
M. Barron	14	9	5	1.0-2	0-0	1	0	0	M. Fox	3	2	1	1.0-3	0-0	0	1	0
T. Johnson	7	6	1	0-0	0-0	0	0	0	A. Donald	3	2	1	1.0-4	0-0	0	1	0
K. Kebster	7	3	4	1.0-6	0-0	0	0	0	N. Robey-Coleman	2	1	1	0-0	1-31	1	0	0
A. Ogletree	6	4	2	0-0	0-0	0	0	0	S. Ebukam	2	2	0	0-0	0-0	0	0	0
C. Barwin	6	2	4	1.0-7	0-0	0	0	0	C. Littleton	2	0	2	0-0	0-0	0	0	0
J. Johnson III	5	3	2	0-0	0-0	2	0	0	T. Smart	2	1	1	0-0	0-0	0	0	0
M. Brockers	5	4	1	1.0-5	0-0	0	0	0	E. Westbrook	1	1	0	0-0	0-0	0	0	0
C. Davis	3	1	2	0-0	0-0	0	0	0	T. Walker	1	1	0	0-0	0-0	0	0	0
R. Quinn	3	2	1	0-0	0-0	1	0	0	TOTAL	60	48	12	5.0-21	1-31	5	2	0
M. Longacre	3	1	2	0-0	0-0	0	0	0									





WEATHER: 54 degrees, Rain - ATTENDANCE: 73,736 - TIME: 2:57

L.A. won its second-consecutive game away from the Los Angeles Memorial Coliseum as it blanked the Arizona Cardinals, 33-0, for the franchise's first International Series win, improving to 5-2 on the season. The last time the Rams shutout an opponent was against the Washington Redskins (12/7/14) and the Rams last shutout against an opponent in their division was at Atlanta (10/9/88) (Atlanta was in the NFC West up until 2001). RB Todd Gurley II recorded his fourth 100-plus yard outing in the last five games, finishing with 106 yards on 22 carries (4.8 yards/rush) and scored his eighth touchdown of the 2017 season on an 18-yard rush following S Lamarcus Joyner's second interception this season. Gurley has five rushing and three receiving touchdowns on the season. OLB Matt Longacre posted his team-best fourth sack of the season, continuing his trend of recording a sack in every-other contest. The Week 7 contest marked the Rams' third game of the 2017 season that they held an opponent under 250 yards, holding the Cardinals to 193 net yards, the last time they held a team under 200 yards was against San Francisco (11/1/15). Joyner and LB Mark Barron each intercepted a pass, marking the second interception of the season for each player. Joyner and CB Nickell Robey-Coleman each have multiple 25-plus yard interception returns and each have a pick-six to their name this season.

STARTING LINEUPS

ARIZONA CARDINALS

WR 11	L. Fitzgerald	DL 97	J. Mauro
LT 74	D. Humphries	DL 98	C. Peters
LG 75	A. Boone	DL 92	F. Rucker
C 53	A. Shipley	SAM 55	C. Jones
RG 71	E. Watford	\$LB 20	D. Bucannon
RT 68	J. Veldheer	ILB 56	K. Dansby
TE 87	T. Niklas	LCB 21	P. Peterson
WR 12	J. Brown	RCB 25	T. Williams
QB 3	C. Palmer	S 41	A. Bethea
RB 23	A. Peterson	SS 27	T. Branch
TE 84	J. Gresham	FS 32	T. Mathieu

LOS ANGELES RAMS

WR 11	T. Austin	DT 92	T. Smart
TE 89	T. Higbee	NT 90	M. Brockers
LT 77	A. Whitworth	DT 99	A. Donald
LG 76	R. Saffold	OLB 94	R. Quinn
C 65	J. Sullivan	OLB 98	C. Barwin
RG 68	J. Brown	ILB 52	A. Ogletree
RT 79	R. Havenstein	ILB 26	M. Barron
WR 12	S. Watkins	LCB 22	T. Johnson
WR 17	R. Woods	RCB 21	K. Webster
QB 16	J. Goff	SS 38	J. Johnson III
RB 30	T. Gurley II	FS 43	L. Joyner

LOS ANGELES SUBSTITUTIONS: K 4 G. Zuerlein, P 6 J. Hekker, WR 10 P. Cooper, QB 14 S. Mannion, WR 18 C. Kupp, CB 23 N. Robey-Coleman, DB 24 B. Countess, CB 32 T. Hill, RB 34 M. Brown, CB 36 D. Hatfield, S 41 M. Christian, LS 44 J. McQuaide, OLB 50 S. Ebukam, LB 54 B. Hager, OLB 58 C. Littleton, T 63 D. Williams, C 66 A. Blythe, TE 81 Gerald Everett, WR 83 J. Reynolds, TE 86 D. Carrier, DE 93 E. Westbrooks, DT 95 T. Walker, OLB 96 M. Longacre, DE 97 M. Fox

LOS ANGELES DID NOT PLAY:

LOS ANGELES INACTIVES: QB 8 B. Allen, RB 33 J. Davis, S 38 C. Davis, OLB 51 E. Price, T 64 A. Donnal, T 73 C. Lucas, WR 88 M. Thomas

SCORING SUMMARY

	1	2	3	4	OT	TOTAL	FIELD GOALS
VISITOR Arizona Cardinals	0	0	0	0	-	0	32 WL
HOME Los Angeles Rams	3	20	3	7	-	33	(23) (33) (53) (34)

TEAM	Qtr	Time	Play (Extra Point) (Drive Info)	Visitor	Home
Rams	1	4:14	G. Zuerlein 23 yd. Field Goal (14-73, 5:50)	0	3
Rams	2	11:13	G. Zuerlein 33 yd. Field Goal (8-51, 3:38)	0	6
Rams	2	5:25	T. Gurley 18 yd. run (G. Zuerlein kick) (1-18, 0:10)	0	13
Rams	2	0:41	J. Goff 9 yd. run (G. Zuerlein kick) (8-88, 1:23)	0	20
Rams	2	0:00	G. Zuerlein 53 yd. Field Goal (4-7, 0:33)	0	23
Rams	3	10:53	G. Zuerlein 34 yd. Field Goal (10-63, 4:07)	0	26
Rams	4	3:46	C. Kupp 18 yd. pass from J. Goff (G. Zuerlein kick) (16-80, 10:19)	0	33



FINAL TEAM STATISTICS

	CARDINALS	RAMS		CARDINALS	RAMS
TOTAL FIRST DOWNS	10	28	FGs - PATs Had Blocked	0-0	0-0
By Rushing	1	11	Net Punting Average	32.2	55.0
By Passing	8	14	TOTAL RETURN YARDAGE (W/O KOR)	48	69
By Penalty	1	3	No. and Yards Punt Returns	1-9	3-30
THIRD DOWN EFFICIENCY	3-12-25%	13-19-68%	No. and Yards Kickoff Returns	2-46	1-18
FOURTH DOWN EFFICIENCY	1-2-50%	0-0-0%	No. and Yards Interception Returns	1-31	2-39
TOTAL NET YARDS	193	425	PENALTIES Number and Yards	10-65	6-45
Total Offensive Plays	47	78	FUMBLES Number and Lost	1-0	0-0
Average gain per offensive play	4.1	5.4	TOUCHDOWNS	0	3
NET YARDS RUSHING	25	197	Rushing	0	2
Total Rushing Plays	12	40	Passing	0	1
Average gain per rushing play	2.1	4.9	Returns	0	0
Tackles for a loss-number and yards	1-1	3-5	Other (Blocked Kicks, etc.)	0	0
NET YARDS PASSING	168	228	EXTRA POINTS Made-Attempts	0-0	3-3
Times thrown - yards lost attempting to pass	3-16	1-7	Kicking Made-Attempts	0-0	3-3
Gross yards passing	184	235	FIELD GOALS Made-Attempts	0-1	4-4
PASS ATTEMPTS-COMP-HAD INT	35-11-2	37-22-1	RED ZONE EFFICIENCY	0-1-0%	3-6-50%
Avg gain per pass play	4.8	6.0	GOAL TO GO EFFICIENCY	0-0-0%	2-1-100%
KICKOFFS Number-In End Zone-TBs	1-0-0	7-7-5	SAFETIES	0	0
PUNTS Number and Average	6-43.8	2-59.5	FINAL SCORE	0	33
Had Blocked	0	0	TIME OF POSSESSION	20:59	39:01

FINAL INDIVIDUAL STATISTICS

ARIZONA CARDINALS							LOS ANGELES RAMS						
RUSHING	ATT	YDS	AVG	LG	TD		RUSHING	ATT	YDS	AVG	LG	TD	
A. Peterson	11	21	1.9	6	0		T. Gurley II	22	106	4.8	18t	1	
D. Stanton	1	4	4.0	4	0		M. Brown	11	48	4.4	11	0	
Total	12	25	2.1	6	0		T. Austin	3	27	9.0	17	0	
							J. Goff	2	13	6.5	9t	1	
							R. Woods	1	4	4.0	4	0	
							S. Mannion	1	-1	-1.0	-1	0	
							Total	40	197	4.9	18t	2	
PASSING	ATT	CMP	YDS	SK/YD	TD	LG	IN	RT.					
C. Palmer	18	10	122	1/11	0	21	1	53.5					
D. Stanton	14	5	62	2/5	0	25	1	20.5					
Total	32	15	184	3/16	0	25	2	39.1					
RECEIVING	NO	YDS	AVG	LG	TD		RECEIVING	NO	YDS	AVG	LG	TD	
L. Fitzgerald	3	29	9.7	17	0		R. Woods	5	59	11.8	17	0	
B. Golden	3	20	6.7	8	0		C. Kupp	4	51	12.8	18t	1	
Ja. Brown	2	37	18.5	21	0		T. Gurley	4	48	12.0	35	0	
J. Nelson	2	35	17.5	27	0		S. Watkins	3	42	14.0	16	0	
K. Williams	2	27	13.5	25	0		T. Higbee	3	13	4.3	5	0	
J. Gresham	1	18	18.0	18	0		T. Austin	2	15	7.5	13	0	
A. Peterson	1	12	12.0	12	0		M. Brown	1	7	7.0	7	0	
J. Brown	1	6	6.0	6	0		Total	22	235	10.7	35	1	
Total	15	184	12.3	25	0								
INTERCEPTIONS	NO	YDS	AVG	LG	TD		INTERCEPTIONS	NO	YDS	AVG	LG	TD	
D. Bucannon	1	39	39.0	39	0		L. Joyner	1	29	29.0	29	0	
Total	1	39	39.0	39	0		M. Barron	1	10	10.0	10	0	
							Total	2	39	19.5	29	0	
PUNTING	NO	YDS	AVG	NET	TB/I20	LG	PUNTING	NO	YDS	AVG	NET	TB/I20	LG
A. Lee	6	263	43.8	32.2	2/0	51	J. Hekker	2	119	59.5	55.0	0/2	65
Total	6	263	43.8	32.2	2/0	51	Total	2	119	59.5	55.0	0/2	65
PUNT RETURNS	NO	YDS	AVG	FC	LG	TD	PUNT RETURNS	NO	YDS	AVG	FC	LG	TD
K. Williams	1	9	9.0	0	9	0	P. Cooper	3	30	10.0	0	20	0
[OUT OF BOUNDS]	1	0	0.0	0	0	0	[DOWNED]	1	0	0.0	0	0	0
Total	1	9	9.0	0	9	0	[TOUCHBACK]	2	0	0.0	0	0	0
							Total	3	30	10.0	0	20	0
KICKOFF RETURNS	NO	YDS	AVG	FC	LG	TD	KICKOFF RETURNS	NO	YDS	AVG	FC	LG	TD
K. Williams	2	46	46.0	0	25	0	P. Cooper	1	18	18.0	0	18	0
[TOUCHBACK]	5	0	0.0	0	0	0	Total	1	18	18.0	0	18	0
Total	2	46	46.0	0	25	0							

DEFENSIVE STATISTICS (BASED ON COACHES' FILM REVIEW)

PLAYER	T	S	A	S-YDS	I-YDS	PD	FF	FR	PLAYER	T	S	A	S-YDS	I-YDS	PD	FF	FR
J. Johnson III	6	4	2	0-0	0-0	0	0	0	E. Westbrooks	2	1	1	1.0-5.0	0-0	0	0	0
T. Johnson	5	3	2	0-0	0-0	0	0	0	M. Longacre	2	2	0	1.0-0.0	0-0	0	1	0
A. Ogletree	5	2	3	0-0	0-0	1	0	0	M. Christian	1	0	1	0-0	0-0	0	0	0
M. Brockers	5	3	2	0-0	0-0	0	0	0	S. Ebukam	1	0	1	0-0	0-0	0	0	0
L. Joyner	3	2	1	0-0	1-29	0	0	0	T. Smart	1	1	0	0-0	0-0	0	0	0
A. Donald	3	2	1	1.0-11.0	0-0	0	0	0	R. Quinn	1	1	0	0-0	0-0	0	0	0
K. Webster	2	2	0	0-0	0-0	1	0	0	C. Littleton	0	0	0	0-0	0-0	1	0	0
N. Robey-Coleman	2	1	1	0-0	0-0	0	0	0	T. Walker	0	0	0	0-0	0-0	2	0	0
B. Countess	2	1	1	0-0	0-0	0	0	0	TOTAL	43	26	17	3.0-16	2-39	6	1	0
M. Barron	2	1	1	0-0	1-10	1	0	0									





WEATHER: 56 degrees, Cloudy - ATTENDANCE: 76,877 - TIME: 3:01

After marching into Rams territory, DT Aaron Donald sacked Giants QB Eli Manning, forcing a fumble to end New York's opening drive. RB Todd Gurley II took the next play, the first offensive play for L.A. 36 yards setting up an eight-yard touchdown strike from QB Jared Goff to TE Tyler Higbee to give the Rams a 7-0 lead with just over four minutes gone in the game. On a game-changing third-and-33, Goff completed a short screen pass to WR Robert Woods, who took the pitch and catch 52-yards for the score. On the ensuing Giants possession, the Rams forced a three and out giving the ball back to the L.A. offense. On second down, Goff dropped back and placed a perfectly placed deep ball in the hands of WR Sammy Watkins, who was in a full out sprint for a 67-yard touchdown as part of a 20-point second quarter. L.A. took a 27-10 lead into the locker room at halftime. Gurley found the end zone twice in the third quarter and Woods posted his second touchdown of the game, marking his first-career multi-touchdown game giving the Rams a 48-10 lead at the end of three quarters played. Both teams rested a majority of their starters for the fourth quarters, which allowed the Giants to outscore the Rams 7-3 in the final frame of the contest. Goff completed 14-of-22 passes for 311 yards and four touchdowns (a new career-high) for a passer rating of 146.8, the ninth highest passer rating in franchise history. The Rams improved to 6-2 on the season, the best record through the first half of a season since 2001 when the franchise started 7-1.

STARTING LINEUPS

LOS ANGELES RAMS

WR 18	C. Kupp	DT 90	M. Brockers
TE 89	T. Higbee	NT 92	T. Smart
LT 77	A. Whitworth	DT 99	A. Donald
LG 76	R. Saffold	OLB 94	R. Quinn
C 65	J. Sullivan	OLB 98	C. Barwin
RG 68	J. Brown	ILB 52	A. Ogletree
RT 79	R. Havenstein	ILB 26	M. Barron
WR 12	S. Watkins	LCB 22	T. Johnson
WR 17	R. Woods	RCB 21	K. Webster
QB 16	J. Goff	SS 43	J. Johnson III
RB 30	T. Gurley II	FS 20	L. Joyner

NEW YORK GIANTS

WR 18	R. Lewis	LDE 90	J. Pierre-Paul
LT 74	E. Flowers	LDT 98	D. Harrison
LG 77	J. Jerry	RDT 94	D. Tomlinson
C 69	B. Jones	RDE 91	A. Moss
RG 76	D. Fluker	SLB 59	D. Kennard
RT 68	B. Hart	WLB 57	K. Robinson
TE 85	R. Ellison	CB 24	E. Apple
WR 87	S. Shepard	SS 21	L. Collins
QB 10	E. Manning	FS 27	D. Thompson
RB 26	O. Darkwa	CB 41	D. Rodgers-Cromartie
TE 88	E. Ingram	DB 37	R. Cockrell

LOS ANGELES SUBSTITUTIONS: K 4 G. Zuerlein, P 6 J. Hekker, WR 10 P. Cooper, WR 11 T. Austin, QB 14 S. Mannion, CB 23 N. Robey-Coleman, DB 24 B. Countess, CB 32 T. Hill, RB 34 M. Brown, CB 36 D. Hatfield, S 41 M. Christian, LS 44 J. McQuaide, OLB 50 S. Ebukam, LB 54 B. Hager, OLB 58 C. Littleton, T 63 D. Williams, C 66 A. Blythe, TE 81 Gerald Everett, WR 83 J. Reynolds, TE 86 D. Carrier, DE 93 E. Westbrook, DT 95 T. Walker, OLB 96 M. Longacre, DE 97 M. Fox

LOS ANGELES DID NOT PLAY:

LOS ANGELES INACTIVES: QB 8 B. Allen, DB 27 I. Johnson, RB 33 J. Davis, OLB 51 E. Price, T 64 A. Donnal, T 73 C. Lucas, WR 88 M. Thomas

SCORING SUMMARY

	1	2	3	4	OT	TOTAL	FIELD GOALS
VISITOR Los Angeles Rams	7	20	21	3	-	51	(50) 45 WR
HOME New York Giants	7	3	0	7	-	17	(27) (46) (47)

		Clock				Visitor	Home
TEAM	Qtr	Time	Play (Extra Point)	(Drive Info)			
Rams	1	10:55	T. Higbee 8 yd. pass from J. Goff (G. Zuerlein kick)	(4-52, 1:50)		7	0
Giants	1	3:16	T. King 5 yd. pass from E. Manning (A. Rosas kick)	(14-67, 7:39)		7	7
Rams	2	14:52	G. Zuerlein 27 yd. Field Goal	(9-66, 3:24)		10	7
Rams	2	9:26	R. Woods 52 yd. pass from J. Goff (G. Zuerlein kick)	(6-50, 3:35)		17	7
Rams	2	7:18	S. Watkins 67 yd. pass from J. Goff (G. Zuerlein kick)	(2-71, 0:35)		24	7
Giants	2	4:01	A. Rosas 50 yd. Field Goal	(8-44, 3:17)		24	10
Rams	2	1:13	G. Zuerlein 46 yd. Field Goal	(4-2, 1:21)		27	10
Rams	3	11:34	T. Gurley II 1 yd. run (G. Zuerlein kick)	(7-75, 3:26)		34	10
Rams	3	6:27	R. Woods 4 yd. pass from J. Goff (G. Zuerlein kick)	(4-45, 1:30)		41	10
Rams	3	3:28	T. Gurley 4 yd. run (G. Zuerlein kick)	(3-18, 1:26)		48	10
Giants	4	9:33	E. Ingram 10 yd. pass from E. Manning (A. Rosas kick)	(6-72, 3:00)		48	17
Rams	4	2:53	G. Zuerlein 47 yd. Field Goal	(10-46, 6:40)		51	17



FINAL TEAM STATISTICS

	RAMS	GIANTS		RAMS	GIANTS
TOTAL FIRST DOWNS	20	17	FGs - PATs Had Blocked	0-0	0-0
By Rushing	8	4	Net Punting Average	37.5	27.6
By Passing	10	12	TOTAL RETURN YARDAGE (W/O KOR)	55	0
By Penalty	2	1	No. and Yards Punt Returns	3-55	0-0
THIRD DOWN EFFICIENCY	6-12-50%	8-16-50%	No. and Yards Kickoff Returns	0-0	2-51
FOURTH DOWN EFFICIENCY	0-1-0%	0-0-0%	No. and Yards Interception Returns	1-0	0-0
TOTAL NET YARDS	473	319	PENALTIES Number and Yards	6-55	4-52
Total Offensive Plays	61	66	FUMBLES Number and Lost	1-0	2-2
Average gain per offensive play	7.8	4.8	TOUCHDOWNS	6	2
NET YARDS RUSHING	162	111	Rushing	2	0
Total Rushing Plays	39	26	Passing	4	2
Average gain per rushing play	4.2	4.3	Returns	0	0
Tackles for a loss-number and yards	3-5	2-3	Other (Blocked Kicks, etc.)	0	0
NET YARDS PASSING	311	208	EXTRA POINTS Made-Attempts	6-6	2-2
Times thrown - yards lost attempting to pass	0-0	2-12	Kicking Made-Attempts	6-6	2-2
Gross yards passing	311	220	FIELD GOALS Made-Attempts	3-3	1-2
PASS ATTEMPTS-COMP-HAD INT	22-14-0	38-20-1	RED ZONE EFFICIENCY	4-5-80%	2-2-100%
Avg gain per pass play	14.1	5.2	GOAL TO GO EFFICIENCY	3-4-75%	2-2-100%
KICKOFFS Number-In End Zone-TBs	10-9-8	4-4-4	SAFETIES	0	0
PUNTS Number and Average	2-37.5	5-42.6	FINAL SCORE	51	17
Had Blocked	0	1	TIME OF POSSESSION	30:30	29:30

FINAL INDIVIDUAL STATISTICS

<table border="0" style="width: 100%;"> <tr> <th colspan="10" style="text-align: left;">LOS ANGELES RAMS</th> </tr> <tr> <th colspan="2">RUSHING</th> <th>ATT</th> <th>YDS</th> <th>AVG</th> <th>LG</th> <th>TD</th> <th colspan="3"></th> </tr> <tr> <td>T. Gurley II</td> <td>16</td> <td>59</td> <td>3.7</td> <td>36</td> <td>2</td> <td colspan="4"></td> </tr> <tr> <td>M. Brown</td> <td>15</td> <td>57</td> <td>3.8</td> <td>16</td> <td>0</td> <td colspan="4"></td> </tr> <tr> <td>T. Austin</td> <td>6</td> <td>34</td> <td>5.7</td> <td>21</td> <td>0</td> <td colspan="4"></td> </tr> <tr> <td>G. Everett</td> <td>1</td> <td>13</td> <td>13.0</td> <td>13</td> <td>0</td> <td colspan="4"></td> </tr> <tr> <td>S. Mannion</td> <td>1</td> <td>-1</td> <td>-1.0</td> <td>-1</td> <td>0</td> <td colspan="4"></td> </tr> <tr> <td>Total</td> <td>39</td> <td>162</td> <td>4.2</td> <td>36</td> <td>2</td> <td colspan="4"></td> </tr> <tr> <th colspan="2">PASSING</th> <th>ATT</th> <th>CMP</th> <th>YDS</th> <th>SK/YD</th> <th>TD</th> <th>LG</th> <th>IN</th> <th>RT.</th> </tr> <tr> <td>J. Goff</td> <td>22</td> <td>14</td> <td>311</td> <td>0/0</td> <td>4</td> <td>67t</td> <td>0</td> <td>146.8</td> <td></td> </tr> <tr> <td>Total</td> <td>22</td> <td>14</td> <td>311</td> <td>0/0</td> <td>4</td> <td>67t</td> <td>0</td> <td>146.8</td> <td></td> </tr> <tr> <th colspan="2">RECEIVING</th> <th>NO</th> <th>YDS</th> <th>AVG</th> <th>LG</th> <th>TD</th> <th colspan="3"></th> </tr> <tr> <td>R. Woods</td> <td>4</td> <td>70</td> <td>17.5</td> <td>52t</td> <td>2</td> <td colspan="4"></td> </tr> <tr> <td>C. Kupp</td> <td>3</td> <td>54</td> <td>18.0</td> <td>35</td> <td>0</td> <td colspan="4"></td> </tr> <tr> <td>T. Gurley II</td> <td>2</td> <td>45</td> <td>22.5</td> <td>44</td> <td>0</td> <td colspan="4"></td> </tr> <tr> <td>S. Watkins</td> <td>1</td> <td>67</td> <td>67.0</td> <td>67t</td> <td>1</td> <td colspan="4"></td> </tr> <tr> <td>G. Everett</td> <td>1</td> <td>44</td> <td>44.0</td> <td>44</td> <td>0</td> <td colspan="4"></td> </tr> <tr> <td>P. Cooper</td> <td>1</td> <td>9</td> <td>9.0</td> <td>9</td> <td>0</td> <td colspan="4"></td> </tr> <tr> <td>T. Higbee</td> <td>1</td> <td>8</td> <td>8.0</td> <td>8t</td> <td>1</td> <td colspan="4"></td> </tr> <tr> <td>D. Carrier</td> <td>1</td> <td>5</td> <td>5.0</td> <td>5</td> <td>0</td> <td colspan="4"></td> </tr> <tr> <td>Total</td> <td>14</td> <td>311</td> <td>22.2</td> <td>67t</td> <td>4</td> <td colspan="4"></td> </tr> <tr> <th colspan="2">INTERCEPTIONS</th> <th>NO</th> <th>YDS</th> <th>AVG</th> <th>LG</th> <th>TD</th> <th colspan="3"></th> </tr> <tr> <td>T. Johnson</td> <td>1</td> <td>0</td> <td>0.0</td> <td>0</td> <td>0</td> <td colspan="4"></td> </tr> <tr> <td>Total</td> <td>1</td> <td>0</td> <td>0.0</td> <td>0</td> <td>0</td> <td colspan="4"></td> </tr> <tr> <th colspan="2">PUNTING</th> <th>NO</th> <th>YDS</th> <th>AVG</th> <th>NET</th> <th>TB/I20</th> <th>LG</th> <th colspan="2"></th> </tr> <tr> <td>J. Hekker</td> <td>2</td> <td>75</td> <td>37.5</td> <td>37.5</td> <td>0/1</td> <td>38</td> <td colspan="3"></td> </tr> <tr> <td>Total</td> <td>2</td> <td>75</td> <td>37.5</td> <td>37.5</td> <td>0/1</td> <td>38</td> <td colspan="3"></td> </tr> <tr> <th colspan="2">PUNT RETURNS</th> <th>NO</th> <th>YDS</th> <th>AVG</th> <th>FC</th> <th>LG</th> <th>TD</th> <th colspan="2"></th> </tr> <tr> <td>P. Cooper</td> <td>3</td> <td>55</td> <td>18.3</td> <td>0</td> <td>30</td> <td>0</td> <td colspan="3"></td> </tr> <tr> <td>[TOUCHBACK]</td> <td>1</td> <td>0</td> <td>0.0</td> <td>0</td> <td>0</td> <td>0</td> <td colspan="3"></td> </tr> <tr> <td>Total</td> <td>3</td> <td>55</td> <td>18.3</td> <td>0</td> <td>30</td> <td>0</td> <td colspan="3"></td> </tr> <tr> <th colspan="2">KICKOFF RETURNS</th> <th>NO</th> <th>YDS</th> <th>AVG</th> <th>FC</th> <th>LG</th> <th>TD</th> <th colspan="2"></th> </tr> <tr> <td>P. Cooper</td> <td>4</td> <td>0</td> <td>0.0</td> <td>0</td> <td>0</td> <td>0</td> <td colspan="3"></td> </tr> <tr> <td>Total</td> <td>4</td> <td>0</td> <td>0.0</td> <td>0</td> <td>0</td> <td>0</td> <td colspan="3"></td> </tr> </table>										LOS ANGELES RAMS										RUSHING		ATT	YDS	AVG	LG	TD				T. Gurley II	16	59	3.7	36	2					M. Brown	15	57	3.8	16	0					T. Austin	6	34	5.7	21	0					G. Everett	1	13	13.0	13	0					S. Mannion	1	-1	-1.0	-1	0					Total	39	162	4.2	36	2					PASSING		ATT	CMP	YDS	SK/YD	TD	LG	IN	RT.	J. Goff	22	14	311	0/0	4	67t	0	146.8		Total	22	14	311	0/0	4	67t	0	146.8		RECEIVING		NO	YDS	AVG	LG	TD				R. Woods	4	70	17.5	52t	2					C. Kupp	3	54	18.0	35	0					T. Gurley II	2	45	22.5	44	0					S. Watkins	1	67	67.0	67t	1					G. Everett	1	44	44.0	44	0					P. Cooper	1	9	9.0	9	0					T. Higbee	1	8	8.0	8t	1					D. Carrier	1	5	5.0	5	0					Total	14	311	22.2	67t	4					INTERCEPTIONS		NO	YDS	AVG	LG	TD				T. Johnson	1	0	0.0	0	0					Total	1	0	0.0	0	0					PUNTING		NO	YDS	AVG	NET	TB/I20	LG			J. Hekker	2	75	37.5	37.5	0/1	38				Total	2	75	37.5	37.5	0/1	38				PUNT RETURNS		NO	YDS	AVG	FC	LG	TD			P. Cooper	3	55	18.3	0	30	0				[TOUCHBACK]	1	0	0.0	0	0	0				Total	3	55	18.3	0	30	0				KICKOFF RETURNS		NO	YDS	AVG	FC	LG	TD			P. Cooper	4	0	0.0	0	0	0				Total	4	0	0.0	0	0	0				<table border="0" style="width: 100%;"> <tr> <th colspan="10" style="text-align: left;">NEW YORK GIANTS</th> </tr> <tr> <th colspan="2">RUSHING</th> <th>ATT</th> <th>YDS</th> <th>AVG</th> <th>LG</th> <th>TD</th> <th colspan="3"></th> </tr> <tr> <td>O. Darkwa</td> <td>16</td> <td>71</td> <td>4.4</td> <td>24</td> <td>0</td> <td colspan="4"></td> </tr> <tr> <td>W. Gallman</td> <td>9</td> <td>41</td> <td>4.6</td> <td>14</td> <td>0</td> <td colspan="4"></td> </tr> <tr> <td>G. Smith</td> <td>1</td> <td>-1</td> <td>-1.0</td> <td>-1</td> <td>0</td> <td colspan="4"></td> </tr> <tr> <td>Total</td> <td>26</td> <td>111</td> <td>4.3</td> <td>24</td> <td>0</td> <td colspan="4"></td> </tr> <tr> <th colspan="2">PASSING</th> <th>ATT</th> <th>CMP</th> <th>YDS</th> <th>SK/YD</th> <th>TD</th> <th>LG</th> <th>IN</th> <th>RT.</th> </tr> <tr> <td>E. Manning</td> <td>36</td> <td>20</td> <td>220</td> <td>2/12</td> <td>2</td> <td>37</td> <td>1</td> <td>80.8</td> <td></td> </tr> <tr> <td>G. Smith</td> <td>2</td> <td>0</td> <td>0</td> <td>0/0</td> <td>0</td> <td>0</td> <td>0</td> <td>39.6</td> <td></td> </tr> <tr> <td>Total</td> <td>38</td> <td>20</td> <td>220</td> <td>2/12</td> <td>2</td> <td>37</td> <td>1</td> <td>76.6</td> <td></td> </tr> <tr> <th colspan="2">RECEIVING</th> <th>NO</th> <th>YDS</th> <th>AVG</th> <th>LG</th> <th>TD</th> <th colspan="3"></th> </tr> <tr> <td>S. Shepard</td> <td>5</td> <td>70</td> <td>14.0</td> <td>37</td> <td>0</td> <td colspan="4"></td> </tr> <tr> <td>E. Ingram</td> <td>4</td> <td>70</td> <td>17.5</td> <td>26</td> <td>1</td> <td colspan="4"></td> </tr> <tr> <td>T. King</td> <td>3</td> <td>33</td> <td>11.0</td> <td>14</td> <td>1</td> <td colspan="4"></td> </tr> <tr> <td>S. Vereen</td> <td>3</td> <td>14</td> <td>4.7</td> <td>8</td> <td>0</td> <td colspan="4"></td> </tr> <tr> <td>E. Ellison</td> <td>2</td> <td>21</td> <td>10.5</td> <td>14</td> <td>0</td> <td colspan="4"></td> </tr> <tr> <td>O. Darkwa</td> <td>2</td> <td>8</td> <td>4.0</td> <td>4</td> <td>0</td> <td colspan="4"></td> </tr> <tr> <td>R. Lewis</td> <td>1</td> <td>4</td> <td>4.0</td> <td>4</td> <td>0</td> <td colspan="4"></td> </tr> <tr> <td>Total</td> <td>20</td> <td>220</td> <td>11.0</td> <td>37</td> <td>2</td> <td colspan="4"></td> </tr> <tr> <th colspan="2">INTERCEPTIONS</th> <th>NO</th> <th>YDS</th> <th>AVG</th> <th>LG</th> <th>TD</th> <th colspan="3"></th> </tr> <tr> <td>Total</td> <td>0</td> <td>0</td> <td>0.0</td> <td>0</td> <td>0</td> <td colspan="4"></td> </tr> <tr> <th colspan="2">PUNTING</th> <th>NO</th> <th>YDS</th> <th>AVG</th> <th>NET</th> <th>TB/I20</th> <th>LG</th> <th colspan="2"></th> </tr> <tr> <td>B. Wing</td> <td>4</td> <td>213</td> <td>53.3</td> <td>27.6</td> <td>1/0</td> <td>66</td> <td colspan="3"></td> </tr> <tr> <td>[BLOCKED]</td> <td>1</td> <td>0</td> <td>0.0</td> <td>0.0</td> <td>0/0</td> <td>0</td> <td colspan="3"></td> </tr> <tr> <td>Total</td> <td>5</td> <td>213</td> <td>42.6</td> <td>27.6</td> <td>1/0</td> <td>66</td> <td colspan="3"></td> </tr> <tr> <th colspan="2">PUNT RETURNS</th> <th>NO</th> <th>YDS</th> <th>AVG</th> <th>FC</th> <th>LG</th> <th>TD</th> <th colspan="2"></th> </tr> <tr> <td>E. Eagan</td> <td>0</td> <td>0</td> <td>0.0</td> <td>1</td> <td>0</td> <td>0</td> <td colspan="3"></td> </tr> <tr> <td>[OUT OF BOUNDS]</td> <td>1</td> <td>0</td> <td>0.0</td> <td>0</td> <td>0</td> <td>0</td> <td colspan="3"></td> </tr> <tr> <td>Total</td> <td>0</td> <td>0</td> <td>0.0</td> <td>1</td> <td>0</td> <td>0</td> <td colspan="3"></td> </tr> <tr> <th colspan="2">KICKOFF RETURNS</th> <th>NO</th> <th>YDS</th> <th>AVG</th> <th>FC</th> <th>LG</th> <th>TD</th> <th colspan="2"></th> </tr> <tr> <td>S. Vereen</td> <td>2</td> <td>51</td> <td>25.5</td> <td>0</td> <td>30</td> <td>0</td> <td colspan="3"></td> </tr> <tr> <td>[TOUCHBACK]</td> <td>8</td> <td>0</td> <td>0.0</td> <td>0</td> <td>0</td> <td>0</td> <td colspan="3"></td> </tr> <tr> <td>Total</td> <td>2</td> <td>51</td> <td>25.5</td> <td>0</td> <td>30</td> <td>0</td> <td colspan="3"></td> </tr> </table>										NEW YORK GIANTS										RUSHING		ATT	YDS	AVG	LG	TD				O. Darkwa	16	71	4.4	24	0					W. Gallman	9	41	4.6	14	0					G. Smith	1	-1	-1.0	-1	0					Total	26	111	4.3	24	0					PASSING		ATT	CMP	YDS	SK/YD	TD	LG	IN	RT.	E. Manning	36	20	220	2/12	2	37	1	80.8		G. Smith	2	0	0	0/0	0	0	0	39.6		Total	38	20	220	2/12	2	37	1	76.6		RECEIVING		NO	YDS	AVG	LG	TD				S. Shepard	5	70	14.0	37	0					E. Ingram	4	70	17.5	26	1					T. King	3	33	11.0	14	1					S. Vereen	3	14	4.7	8	0					E. Ellison	2	21	10.5	14	0					O. Darkwa	2	8	4.0	4	0					R. Lewis	1	4	4.0	4	0					Total	20	220	11.0	37	2					INTERCEPTIONS		NO	YDS	AVG	LG	TD				Total	0	0	0.0	0	0					PUNTING		NO	YDS	AVG	NET	TB/I20	LG			B. Wing	4	213	53.3	27.6	1/0	66				[BLOCKED]	1	0	0.0	0.0	0/0	0				Total	5	213	42.6	27.6	1/0	66				PUNT RETURNS		NO	YDS	AVG	FC	LG	TD			E. Eagan	0	0	0.0	1	0	0				[OUT OF BOUNDS]	1	0	0.0	0	0	0				Total	0	0	0.0	1	0	0				KICKOFF RETURNS		NO	YDS	AVG	FC	LG	TD			S. Vereen	2	51	25.5	0	30	0				[TOUCHBACK]	8	0	0.0	0	0	0				Total	2	51	25.5	0	30	0			
LOS ANGELES RAMS																																																																																																																																																																																																																																																																																																																																																																																																																																																																																																																																																																																																																																																																																																																	
RUSHING		ATT	YDS	AVG	LG	TD																																																																																																																																																																																																																																																																																																																																																																																																																																																																																																																																																																																																																																																																																																											
T. Gurley II	16	59	3.7	36	2																																																																																																																																																																																																																																																																																																																																																																																																																																																																																																																																																																																																																																																																																																												
M. Brown	15	57	3.8	16	0																																																																																																																																																																																																																																																																																																																																																																																																																																																																																																																																																																																																																																																																																																												
T. Austin	6	34	5.7	21	0																																																																																																																																																																																																																																																																																																																																																																																																																																																																																																																																																																																																																																																																																																												
G. Everett	1	13	13.0	13	0																																																																																																																																																																																																																																																																																																																																																																																																																																																																																																																																																																																																																																																																																																												
S. Mannion	1	-1	-1.0	-1	0																																																																																																																																																																																																																																																																																																																																																																																																																																																																																																																																																																																																																																																																																																												
Total	39	162	4.2	36	2																																																																																																																																																																																																																																																																																																																																																																																																																																																																																																																																																																																																																																																																																																												
PASSING		ATT	CMP	YDS	SK/YD	TD	LG	IN	RT.																																																																																																																																																																																																																																																																																																																																																																																																																																																																																																																																																																																																																																																																																																								
J. Goff	22	14	311	0/0	4	67t	0	146.8																																																																																																																																																																																																																																																																																																																																																																																																																																																																																																																																																																																																																																																																																																									
Total	22	14	311	0/0	4	67t	0	146.8																																																																																																																																																																																																																																																																																																																																																																																																																																																																																																																																																																																																																																																																																																									
RECEIVING		NO	YDS	AVG	LG	TD																																																																																																																																																																																																																																																																																																																																																																																																																																																																																																																																																																																																																																																																																																											
R. Woods	4	70	17.5	52t	2																																																																																																																																																																																																																																																																																																																																																																																																																																																																																																																																																																																																																																																																																																												
C. Kupp	3	54	18.0	35	0																																																																																																																																																																																																																																																																																																																																																																																																																																																																																																																																																																																																																																																																																																												
T. Gurley II	2	45	22.5	44	0																																																																																																																																																																																																																																																																																																																																																																																																																																																																																																																																																																																																																																																																																																												
S. Watkins	1	67	67.0	67t	1																																																																																																																																																																																																																																																																																																																																																																																																																																																																																																																																																																																																																																																																																																												
G. Everett	1	44	44.0	44	0																																																																																																																																																																																																																																																																																																																																																																																																																																																																																																																																																																																																																																																																																																												
P. Cooper	1	9	9.0	9	0																																																																																																																																																																																																																																																																																																																																																																																																																																																																																																																																																																																																																																																																																																												
T. Higbee	1	8	8.0	8t	1																																																																																																																																																																																																																																																																																																																																																																																																																																																																																																																																																																																																																																																																																																												
D. Carrier	1	5	5.0	5	0																																																																																																																																																																																																																																																																																																																																																																																																																																																																																																																																																																																																																																																																																																												
Total	14	311	22.2	67t	4																																																																																																																																																																																																																																																																																																																																																																																																																																																																																																																																																																																																																																																																																																												
INTERCEPTIONS		NO	YDS	AVG	LG	TD																																																																																																																																																																																																																																																																																																																																																																																																																																																																																																																																																																																																																																																																																																											
T. Johnson	1	0	0.0	0	0																																																																																																																																																																																																																																																																																																																																																																																																																																																																																																																																																																																																																																																																																																												
Total	1	0	0.0	0	0																																																																																																																																																																																																																																																																																																																																																																																																																																																																																																																																																																																																																																																																																																												
PUNTING		NO	YDS	AVG	NET	TB/I20	LG																																																																																																																																																																																																																																																																																																																																																																																																																																																																																																																																																																																																																																																																																																										
J. Hekker	2	75	37.5	37.5	0/1	38																																																																																																																																																																																																																																																																																																																																																																																																																																																																																																																																																																																																																																																																																																											
Total	2	75	37.5	37.5	0/1	38																																																																																																																																																																																																																																																																																																																																																																																																																																																																																																																																																																																																																																																																																																											
PUNT RETURNS		NO	YDS	AVG	FC	LG	TD																																																																																																																																																																																																																																																																																																																																																																																																																																																																																																																																																																																																																																																																																																										
P. Cooper	3	55	18.3	0	30	0																																																																																																																																																																																																																																																																																																																																																																																																																																																																																																																																																																																																																																																																																																											
[TOUCHBACK]	1	0	0.0	0	0	0																																																																																																																																																																																																																																																																																																																																																																																																																																																																																																																																																																																																																																																																																																											
Total	3	55	18.3	0	30	0																																																																																																																																																																																																																																																																																																																																																																																																																																																																																																																																																																																																																																																																																																											
KICKOFF RETURNS		NO	YDS	AVG	FC	LG	TD																																																																																																																																																																																																																																																																																																																																																																																																																																																																																																																																																																																																																																																																																																										
P. Cooper	4	0	0.0	0	0	0																																																																																																																																																																																																																																																																																																																																																																																																																																																																																																																																																																																																																																																																																																											
Total	4	0	0.0	0	0	0																																																																																																																																																																																																																																																																																																																																																																																																																																																																																																																																																																																																																																																																																																											
NEW YORK GIANTS																																																																																																																																																																																																																																																																																																																																																																																																																																																																																																																																																																																																																																																																																																																	
RUSHING		ATT	YDS	AVG	LG	TD																																																																																																																																																																																																																																																																																																																																																																																																																																																																																																																																																																																																																																																																																																											
O. Darkwa	16	71	4.4	24	0																																																																																																																																																																																																																																																																																																																																																																																																																																																																																																																																																																																																																																																																																																												
W. Gallman	9	41	4.6	14	0																																																																																																																																																																																																																																																																																																																																																																																																																																																																																																																																																																																																																																																																																																												
G. Smith	1	-1	-1.0	-1	0																																																																																																																																																																																																																																																																																																																																																																																																																																																																																																																																																																																																																																																																																																												
Total	26	111	4.3	24	0																																																																																																																																																																																																																																																																																																																																																																																																																																																																																																																																																																																																																																																																																																												
PASSING		ATT	CMP	YDS	SK/YD	TD	LG	IN	RT.																																																																																																																																																																																																																																																																																																																																																																																																																																																																																																																																																																																																																																																																																																								
E. Manning	36	20	220	2/12	2	37	1	80.8																																																																																																																																																																																																																																																																																																																																																																																																																																																																																																																																																																																																																																																																																																									
G. Smith	2	0	0	0/0	0	0	0	39.6																																																																																																																																																																																																																																																																																																																																																																																																																																																																																																																																																																																																																																																																																																									
Total	38	20	220	2/12	2	37	1	76.6																																																																																																																																																																																																																																																																																																																																																																																																																																																																																																																																																																																																																																																																																																									
RECEIVING		NO	YDS	AVG	LG	TD																																																																																																																																																																																																																																																																																																																																																																																																																																																																																																																																																																																																																																																																																																											
S. Shepard	5	70	14.0	37	0																																																																																																																																																																																																																																																																																																																																																																																																																																																																																																																																																																																																																																																																																																												
E. Ingram	4	70	17.5	26	1																																																																																																																																																																																																																																																																																																																																																																																																																																																																																																																																																																																																																																																																																																												
T. King	3	33	11.0	14	1																																																																																																																																																																																																																																																																																																																																																																																																																																																																																																																																																																																																																																																																																																												
S. Vereen	3	14	4.7	8	0																																																																																																																																																																																																																																																																																																																																																																																																																																																																																																																																																																																																																																																																																																												
E. Ellison	2	21	10.5	14	0																																																																																																																																																																																																																																																																																																																																																																																																																																																																																																																																																																																																																																																																																																												
O. Darkwa	2	8	4.0	4	0																																																																																																																																																																																																																																																																																																																																																																																																																																																																																																																																																																																																																																																																																																												
R. Lewis	1	4	4.0	4	0																																																																																																																																																																																																																																																																																																																																																																																																																																																																																																																																																																																																																																																																																																												
Total	20	220	11.0	37	2																																																																																																																																																																																																																																																																																																																																																																																																																																																																																																																																																																																																																																																																																																												
INTERCEPTIONS		NO	YDS	AVG	LG	TD																																																																																																																																																																																																																																																																																																																																																																																																																																																																																																																																																																																																																																																																																																											
Total	0	0	0.0	0	0																																																																																																																																																																																																																																																																																																																																																																																																																																																																																																																																																																																																																																																																																																												
PUNTING		NO	YDS	AVG	NET	TB/I20	LG																																																																																																																																																																																																																																																																																																																																																																																																																																																																																																																																																																																																																																																																																																										
B. Wing	4	213	53.3	27.6	1/0	66																																																																																																																																																																																																																																																																																																																																																																																																																																																																																																																																																																																																																																																																																																											
[BLOCKED]	1	0	0.0	0.0	0/0	0																																																																																																																																																																																																																																																																																																																																																																																																																																																																																																																																																																																																																																																																																																											
Total	5	213	42.6	27.6	1/0	66																																																																																																																																																																																																																																																																																																																																																																																																																																																																																																																																																																																																																																																																																																											
PUNT RETURNS		NO	YDS	AVG	FC	LG	TD																																																																																																																																																																																																																																																																																																																																																																																																																																																																																																																																																																																																																																																																																																										
E. Eagan	0	0	0.0	1	0	0																																																																																																																																																																																																																																																																																																																																																																																																																																																																																																																																																																																																																																																																																																											
[OUT OF BOUNDS]	1	0	0.0	0	0	0																																																																																																																																																																																																																																																																																																																																																																																																																																																																																																																																																																																																																																																																																																											
Total	0	0	0.0	1	0	0																																																																																																																																																																																																																																																																																																																																																																																																																																																																																																																																																																																																																																																																																																											
KICKOFF RETURNS		NO	YDS	AVG	FC	LG	TD																																																																																																																																																																																																																																																																																																																																																																																																																																																																																																																																																																																																																																																																																																										
S. Vereen	2	51	25.5	0	30	0																																																																																																																																																																																																																																																																																																																																																																																																																																																																																																																																																																																																																																																																																																											
[TOUCHBACK]	8	0	0.0	0	0	0																																																																																																																																																																																																																																																																																																																																																																																																																																																																																																																																																																																																																																																																																																											
Total	2	51	25.5	0	30	0																																																																																																																																																																																																																																																																																																																																																																																																																																																																																																																																																																																																																																																																																																											

DEFENSIVE STATISTICS (BASED ON COACHES' FILM REVIEW)

PLAYER	T	S	A	S-YDS	I-YDS	PD	FF	FR	PLAYER	T	S	A	S-YDS	I-YDS	PD	FF	FR
A. Ogletree	10	6	4	0-0	0-0	0	1	0	T. Hill	2	2	0	0-0	0-0	0	0	0
M. Barron	8	6	2	0-0	0-0	1	0	0	M. Christian	2	1	1	0-0	0-0	0	0	0
J. Johnson III	8	3	5	0-0	0-0	0	0	0	C. Littleton	2	2	0	0-0	0-0	1	0	0
T. Johnson	7	6	1	0-0	1-0	1	0	0	T. Smart	2	1	1	0-0	0-0	0	0	0
L. Joyner	6	2	4	0-0	0-0	0	0	0	R. Quinn	2	0	2	0-0	0-0	0	0	0
M. Brockers	5	4	1	0-0	0-0	0	0	0	T. Walker	2	1	1	0-0	0-0	0	0	0
A. Donald	5	3	2	1.0-3.0	0-0	1	1	1	M. Fox	2	0	2	0-0	0-0	0	0	0
K. Webster	3	2	1	0-0	0-0	0	0	0	C. Barwin	2	2	0	1.0-9.0	0-0	0	0	1
B. Countess	3	1	2	0-0	0-0	0	0	0	B. Hager	1	1	0	0-0	0-0	0	0	0
S. Ebukam	3	2	1	0-0	0-0	0	0	0	E. Westbrook	1	0	1	0-0	0-0	0	0	0
M. Longacre	3	1	2	0-0	0-0	0	0	0	TOTAL	81	47	34	2-12	1-0	5	2	2
N. Robey-Coleman	2	1	1	0-0	0-0	1	0	0									





WEATHER: 68 degrees, Cloudy - ATTENDANCE: 60,032 - TIME: 3:06

For the second-consecutive week, DT Aaron Donald single handily ended the Rams opponents' opening drive with a strip-sack fumble on the opening defensive series. OLB Matt Longacre, who was starting for OLB Robert Quinn recovered the ball fumbled by Texans QB Tom Savage and returned it eight yards to the Houston 12-yard line. On the ensuing drive, the Rams offense gained only three yards, but was able to score three points to open a 3-0 lead with 12:32 to play in the first quarter. K Greg Zuerlein added a 33-yard field goal in the second quarter before Savage connected with WR Bruce Ellington on a 26-yard score with 6:37 remaining in the first half to take a 7-6 lead. Zuerlein connected on his third field goal of the first half, a 50-yarder with 19 seconds left in the second quarter to give the Rams a 9-7 lead heading into intermission. With 9:36 remaining in the third quarter and his team backed up inside their own 10-yard line, QB Jared Goff took the snap from the six-yard line, dropped back into his own end zone and fired a ball that traveled more than 50 yards through the air to a wide open WR Robert Woods, who took the pass 94-yards for the score, the third longest scoring play from scrimmage in franchise history to bust the game wide open and give the momentum to the home team, which ended up scoring two more touchdowns in the quarter. WR Sammy Watkins scored on a 17-yard pass from Goff and Woods recorded his second-straight game with two receiving touchdowns, after going his first 64 games as a professional without a multi-touchdown game.

STARTING LINEUPS

HOUSTON TEXANS

WR 10	D. Hopkins	RDE 91	C. Watkins
LT 74	C. Clark	NT 92	B. Dunn
LG 71	X. Su'a-Filo	LDE 98	D. Reader
C 66	N. Martin	SAM 57	B. Scarlett
RG 79	J. Allen	MIKE 55	B. McKinney
RT 68	B. Giacomini	WILL 41	Z. Cunningham
TE 87	C. Fiedorowicz	JACK 90	J. Clowney
WR 15	W. Fuller V	LCB 24	J. Joseph
QB 3	T. Savage	RCB 25	K. Jackson
FB 45	J. Prosch	FS 29	A. Hal
RB 27	D. Foreman	SS 21	M. Gilchrist

LOS ANGELES RAMS

WR 11	T. Austin	DE 90	M. Brockers
TE 89	T. Higbee	DT 93	E. Westbrooks
LT 77	A. Whitworth	DT 99	A. Donald
LG 76	R. Saffold	OLB 96	M. Longacre
C 65	J. Sullivan	OLB 98	C. Barwin
RG 68	J. Brown	ILB 52	A. Ogletree
RT 79	R. Havenstein	ILB 26	M. Barron
WR 12	S. Watkins	LCB 22	T. Johnson
TE 81	G. Everett	RCB 21	K. Webster
QB 16	J. Goff	SS 43	J. Johnson III
RB 30	T. Gurley II	FS 20	L. Joyner

LOS ANGELES SUBSTITUTIONS: K 4 G. Zuerlein, P 6 J. Hekker, WR 10 P. Cooper, WR 17 R. Woods, WR 18 C. Kupp, CB 23 N. Robey-Coleman, DB 24 B. Countess, RB 25 L. Dunbar, CB 32 T. Hill, CB 36 D. Hatfield, S 41 M. Christian, LS 44 J. McQuaide, OLB 50 S. Ebukam, OLB 51 E. Price, LB 54 B. Hager, OLB 58 C. Littleton, T 63 D. Williams, C 66 A. Blythe, TE 82 Johnny Mundt, WR 83 J. Reynolds, DT 92 T. Smart, DT 95 T. Walker, DE 97 M. Fox

LOS ANGELES DID NOT PLAY: QB 14 S. Mannion

LOS ANGELES INACTIVES: QB 8 B. Allen, RB 33 J. Davis, RB 34 M. Brown, T 73 C. Lucas, TE 86 D. Carrier, WR 88 M. Thomas, OLB 94 R. Quinn

SCORING SUMMARY

	1	2	3	4	OT	TOTAL	FIELD GOALS
VISITOR Houston Texans	0	7	0	0	-	7	34 WL
HOME Los Angeles Rams	3	6	21	3	-	33	(27) (33) (50) (33)

TEAM	Qtr	Time	Play (Extra Point) (Drive Info)	Visitor	Home
Rams	1	11:10	G. Zuerlein 27 yd. Field Goal (4-3, 1:22)	0	3
Rams	2	10:17	G. Zuerlein 33 yd. Field Goal (6-62, 3:04)	0	6
Texans	2	6:31	B. Ellington 26 yd. pass from T. Savage (K. Fairbairn kick) (8-75, 3:46)	7	6
Rams	2	0:14	G. Zuerlein 50 yd. Field Goal (10-43, 1:21)	7	9
Rams	3	9:23	R. Woods 94 yd. pass from J. Goff (G. Zuerlein kick) (2-96, 0:33)	7	16
Rams	3	1:33	S. Watkins 17 yd. pass from J. Goff (G. Zuerlein kick) (3-36, 1:18)	7	23
Rams	3	1:14	R. Woods 12 yd. pass from J. Goff (G. Zuerlein kick) (1-12, 0:10)	7	30
Rams	4	7:33	G. Zuerlein 33 yd. Field Goal (9-74, 6:26)	7	33



FINAL TEAM STATISTICS

	TEXANS	RAMS		TEXANS	RAMS
TOTAL FIRST DOWNS	17	19	FGs - PATs Had Blocked	0-0	0-0
By Rushing	3	6	Net Punting Average	38.2	42.0
By Passing	9	13	TOTAL RETURN YARDAGE (W/O KOR)	17	66
By Penalty	5	0	No. and Yards Punt Returns	1-17	3-32
THIRD DOWN EFFICIENCY	4-12-33%	6-16-38%	No. and Yards Kickoff Returns	0-0	2-49
FOURTH DOWN EFFICIENCY	0-1-0%	0-1-0%	No. and Yards Interception Returns	0-0	2-34
TOTAL NET YARDS	283	443	PENALTIES Number and Yards	8-60	10-86
Total Offensive Plays	64	66	FUMBLES Number and Lost	2-2	0-0
Average gain per offensive play	4.4	6.7	TOUCHDOWNS	1	3
NET YARDS RUSHING	89	104	Rushing	0	0
Total Rushing Plays	25	25	Passing	1	3
Average gain per rushing play	3.6	4.2	Returns	0	0
Tackles for a loss-number and yards	2-7	6-19	Other (Blocked Kicks, etc.)	0	0
NET YARDS PASSING	194	339	EXTRA POINTS Made-Attempts	1-1	3-3
Times thrown - yards lost attempting to pass	3-27	3-22	Kicking Made-Attempts	1-1	3-3
Gross yards passing	221	361	FIELD GOALS Made-Attempts	0-1	4-4
PASS ATTEMPTS-COMP-HAD INT	36-18-2	38-26-0	RED ZONE EFFICIENCY	0-3-0%	2-5-40%
Avg gain per pass play	5.0	8.3	GOAL TO GO EFFICIENCY	0-0-0%	0-0-0%
KICKOFFS Number-In End Zone-TBs	2-1-0	8-8-8	SAFETIES	0	0
PUNTS Number and Average	6-46.8	4-51.3	FINAL SCORE	7	33
Had Blocked	0	0	TIME OF POSSESSION	28:29	31:31

FINAL INDIVIDUAL STATISTICS

HOUSTON TEXANS							LOS ANGELES RAMS										
RUSHING	ATT	YDS	AVG	LG	TD		RUSHING	ATT	YDS	AVG	LG	TD					
L. Miller	11	60	5.5	21	0		T. Gurley II	11	68	6.2	34	0					
D. Foreman	7	18	2.6	6	0		L. Dunbar	5	31	6.2	12	0					
A. Blue	4	10	2.5	7	0		J. Goff	4	3	0.8	6	0					
B. Miller	1	1	1.0	1	0		T. Austin	5	2	0.4	7	0					
T. Savage	2	0	0.0	1	0		Total	25	104	4.2	34	0					
Total	25	89	3.6	21	0												
PASSING	ATT	CMP	YDS	SK/YD	TD	LG	IN	RT.									
T. Savage	36	18	221	3/27	1	36	2	55.4	PASSING	ATT	CMP	YDS	SK/YD	TD	LG	IN	RT.
Total	36	18	221	3/27	1	36	2	55.4	J. Goff	37	25	355	3/22	3	94t	0	125.4
									J. Hekker	1	1	6	0/0	0	6	0	91.7
									Total	38	26	361	3/22	3	94t	0	125.0
RECEIVING	NO	YDS	AVG	LG	TD				RECEIVING	NO	YDS	AVG	LG	TD			
D. Hopkins	7	111	15.9	36	0				R. Woods	8	171	21.4	94t	2			
B. Ellington	4	41	10.3	26t	1				T. Gurley II	6	68	11.3	43	0			
S. Anderson	2	30	15.0	17	0				C. Kupp	6	47	7.8	19	0			
W. Fuller V	2	15	7.5	9	0				S. Watkins	2	41	20.5	24	1			
C. Fiedorowicz	2	10	5.0	7	0				T. Higbee	2	22	11.0	15	0			
L. Miller	1	14	14.0	14	0				P. Cooper	2	12	6.0	6	0			
Total	18	221	12.3	36	1				Total	26	361	13.9	94t	3			
INTERCEPTIONS	NO	YDS	AVG	LG	TD				INTERCEPTIONS	NO	YDS	AVG	LG	TD			
Total	0	0	0.0	0	0				B. Countess	1	19	19.0	19	0			
									M. Barron	1	15	15.0	15	0			
									Total	2	34	17.0	19	0			
PUNTING	NO	YDS	AVG	NET	TB/120	LG			PUNTING	NO	YDS	AVG	NET	TB/120	LG		
S. Lechler	6	281	46.8	38.2	1/4	58			J. Hekker	4	205	51.3	42.0	1/0	55		
Total	6	281	46.8	38.2	1/4	58			Total	4	205	51.3	42.0	1/0	55		
PUNT RETURNS	NO	YDS	AVG	FC	LG	TD			PUNT RETURNS	NO	YDS	AVG	FC	LG	TD		
B. Ellington	1	17	17.0	0	17	0			P. Cooper	3	32	10.7	1	27	0		
[OUT OF BOUNDS]	2	0	0.0	0	0	0			[TOUCHBACK]	1	0	0.0	0	0	0		
[TOUCHBACK]	1	0	0.0	0	0	0			[DOWNED]	1	0	0.0	0	0	0		
Total	1	17	17.0	0	17	0			Total	3	32	10.7	1	27	0		
KICKOFF RETURNS	NO	YDS	AVG	FC	LG	TD			KICKOFF RETURNS	NO	YDS	AVG	FC	LG	TD		
[TOUCHBACK]	8	0	0.0	0	0	0			P. Cooper	2	49	24.5	0	27	0		
Total	0	0	0.0	0	0	0			Total	2	49	24.5	0	27	0		

DEFENSIVE STATISTICS (BASED ON COACHES' FILM REVIEW)

PLAYER	T	S	A	S-YDS	I-YDS	PD	FF	FR	PLAYER	T	S	A	S-YDS	I-YDS	PD	FF	FR
A. Ogletree	8	6	2	0-0	0-0	1	0	0	E. Westbrook	4	2	2	0-0	0-0	0	0	0
K. Webster	7	4	3	0-0	0-0	1	0	0	A. Donald	4	2	2	1.0-14.0	0-0	1	0	0
M. Barron	7	5	2	0-0	1-15	0	0	0	L. Joyner	3	1	2	0-0	0-0	1	0	0
T. Johnson	5	5	0	0-0	0-0	2	0	0	T. Walker	3	2	1	0-0	0-0	0	0	1
J. Johnson III	5	3	2	0-0	0-0	1	0	0	M. Longacre	2	1	1	0-0	0-0	0	0	0
C. Barwin	5	2	3	0-0	0-0	0	0	0	S. Ebukam	1	1	0	1.0-10.0	0-0	0	1	0
N. Robey-Coleman	4	3	1	0-0	0-0	0	0	0	M. Fox	1	1	0	0-0	0-0	0	0	0
M. Brockers	4	2	2	1.0-3.0	0-0	1	0	0	B. Countess	0	0	0	0-0	1-19	0	0	0
TOTAL	63	40	23	3-27	2-34	8	2	2									



10

LOS ANGELES 7, MINNESOTA 24

November 17, 2017 - U.S. Bank Stadium - Minneapolis, Minn.



WEATHER: Indoors - ATTENDANCE: 66,809 - TIME: 3:06

The Los Angeles Rams took the opening kickoff and marched 75 yards for a touchdown, scoring on a six-yard rush by RB Todd Gurley II, the only score by either team in the opening quarter. The Vikings capitalized on great field position after sacking Rams QB Jared Goff on the 1-yard line. Minnesota started their drive at the Rams 30-yard line, capping the scoring drive off with an eight-yard rush by RB Latavius Murray to knot the game at 7-7 with 13:36 remaining in the half. With 4:11 remaining in the second quarter, L.A. QB Jared Goff connected with WR Cooper Kupp for a 10-yard completion, but Kupp fumbled the ball at the Vikings 1-yard line preventing the Rams go-ahead score. The teams went into the locker room tied at 7-7. After a scoreless third quarter, Murray scored his second touchdown on the day 38 seconds into the final period on a two-yard rush, giving Minnesota a 14-7 lead with 14:22 to play. On the ensuing possession, L.A. was able to get into Minnesota territory, but unable to score leading to a 42-yard punt from P Johnny Hekker which pinned the Vikings at their own seven-yard line. The Vikings recorded a five play, 93-yard drive capped off by a 65-yard touchdown pass from Vikings QB Case Keenum to WR Adam Thielen, extending the Vikings' lead to 21-7 with 10:14 remaining in the contest. It marked the Rams first game of the season in which they didn't record a single sack, previously L.A. had recorded at least 2.0 sacks in every game through the team's first nine games. WR Robert Woods finished with a team-leading eight receptions and 81 yards. Gurley finished the contest with 37 yards rushing and 56 yards from scrimmage.

STARTING LINEUPS

LOS ANGELES RAMS

WR 18	C. Kupp	DE 90	M. Brockers
TE 89	T. Higbee	DE 93	E. Westbrooks
LT 77	A. Whitworth	DT 99	A. Donald
LG 76	R. Saffold	OLB 94	R. Quinn
C 65	J. Sullivan	OLB 98	C. Barwin
RG 68	J. Brown	ILB 52	A. Ogletree
RT 79	R. Havenstein	ILB 26	M. Barron
WR 12	S. Watkins	LCB 22	T. Johnson
WR 17	R. Woods	RCB 21	K. Webster
QB 16	J. Goff	SS 43	J. Johnson III
RB 30	T. Gurley II	FS 20	L. Joyner

MINNESOTA VIKINGS

QB 7	C. Keenum	LE 99	D. Hunter
WR 14	S. Diggs	DT 98	L. Joseph
WR 19	A. Thielen	DT 92	T. Johnson
RB 25	L. Murray	RE 97	E. Griffen
RG 61	J. Berger	MLB 54	E. Kendricks
LG 62	N. Easton	SLB 55	A. Barr
C 65	P. Elflein	SS 41	A. Harris
RT 69	R. Hill	RCB 29	X. Rhodes
LT 71	R. Rieff	LCB 26	T. Waynes
TE 82	K. Rudolph	FS 22	H. Smith
TE 89	D. Morgan	DB 23	T. Newman

LOS ANGELES SUBSTITUTIONS: K 4 G. Zuerlein, P 6 J. Hekker, WR 10 P. Cooper, WR 11 T. Austin, CB 23 N. Robey-Coleman, DB 24 B. Countess, RB 25 L. Dunbar, CB 36 D. Hatfield, S 41 M. Christian, LS 44 J. McQuaide, OLB 50 S. Ebukam, LB 54 B. Hager, OLB 58 C. Littleton, T 63 D. Williams, TE 81 G. Everett, TE 82 Johnny Mundt, WR 83 J. Reynolds, WR 88 M. Thomas, DT 92 T. Smart, DT 95 T. Walker, OLB 96 M. Longacre, DE 97 M. Fox

LOS ANGELES DID NOT PLAY: QB 14 S. Mannion, C 66 A. Blythe

LOS ANGELES INACTIVES: QB 8 B. Allen, CB 32 T. Hill, RB 33 J. Davis, RB 34 M. Brown, OLB 51 E. Price, T 73 C. Lucas, TE 86 D. Carrier

SCORING SUMMARY

	1	2	3	4	OT	TOTAL	FIELD GOALS
VISITOR Los Angeles Rams	7	0	0	0	-	7	
HOME Minnesota Vikings	0	7	0	17	-	24	48WR, 39LU (39)

TEAM	Qtr	Time	Play (Extra Point) (Drive Info)	Visitor	Home
Rams	1	10:42	T. Gurley II 6 yd. run (G. Zuerlein Kick) (9-75, 4:18)	7	0
Vikings	2	13:31	L. Murray 8 yd. run (K. Forbath kick) (7-30, 3:09)	7	7
Vikings	4	14:15	L. Murray 2 yd. run (K. Forbath kick) (11-71, 6:01)	7	14
Vikings	4	10:14	A. Thielen 65 yd. pass from C. Keenum (K. Forbath kick) (5-93, 2:23)	7	21
Vikings	4	2:23	K. Forbath 39 yd. Field Goal (12-64, 5:55)	7	24



FINAL TEAM STATISTICS

	RAMS	VIKINGS		RAMS	VIKINGS
TOTAL FIRST DOWNS	15	27	FGs - PATs Had Blocked	0-0	0-0
By Rushing	1	9	Net Punting Average	40.8	41.7
By Passing	12	15	TOTAL RETURN YARDAGE (W/O KOR)	12	9
By Penalty	2	3	No. and Yards Punt Returns	2-12	1-9
THIRD DOWN EFFICIENCY	3-11-27%	7-14-50%	No. and Yards Kickoff Returns	2-60	0-0
FOURTH DOWN EFFICIENCY	0-1-0%	1-1-100%	No. and Yards Interception Returns	0-0	0-0
TOTAL NET YARDS	254	451	PENALTIES Number and Yards	8-60	7-65
Total Offensive Plays	56	73	FUMBLES Number and Lost	1-1	0-0
Average gain per offensive play	4.5	6.2	TOUCHDOWNS	1	3
NET YARDS RUSHING	45	171	Rushing	1	2
Total Rushing Plays	17	35	Passing	0	1
Average gain per rushing play	2.6	4.9	Returns	0	0
Tackles for a loss-number and yards	3-5	4-10	Other (Blocked Kicks, etc.)	0	0
NET YARDS PASSING	209	280	EXTRA POINTS Made-Attempts	1-1	3-3
Times thrown - yards lost attempting to pass	2-16	0-0	Kicking Made-Attempts	1-1	3-3
Gross yards passing	225	280	FIELD GOALS Made-Attempts	0-0	1-3
PASS ATTEMPTS-COMP-HAD INT	37-23-0	38-27-0	RED ZONE EFFICIENCY	1-3-33%	2-2-100%
Avg gain per pass play	5.4	7.4	GOAL TO GO EFFICIENCY	1-1-100%	2-2-100%
KICKOFFS Number-In End Zone-TBs	2-2-2	5-5-3	SAFETIES	0	0
PUNTS Number and Average	6-42.3	3-45.7	FINAL SCORE	7	24
Had Blocked	0	0	TIME OF POSSESSION	22:38	37:22

FINAL INDIVIDUAL STATISTICS

LOS ANGELES RAMS										MINNESOTA VIKINGS									
RUSHING	ATT	YDS	AVG	LG	TD					RUSHING	ATT	YDS	AVG	LG	TD				
T. Gurley II	15	37	2.5	8	1					L. Murray	15	95	6.3	34	2				
J. Goff	2	8	4.0	9	0					J. McKinnon	14	48	3.4	9	0				
Total	17	45	2.6	9	1					C. Keenum	3	20	6.7	14	0				
										C. Ham	3	8	2.7	3	0				
PASSING	ATT	CMP	YDS	SK/YD	TD	LG	IN	RT.		T. Savage	2	0	0.0	1	0				
J. Goff	37	23	225	2/16	0	23	0	79.2		Total	35	171	4.9	34	2				
Total	37	23	225	2/16	0	23	0	79.2		PASSING	ATT	CMP	YDS	SK/YD	TD	LG	IN	RT.	
										C. Keenum	38	27	280	0/0	1	65t	0	100.8	
										Total	38	27	280	0/0	1	65t	0	100.8	
RECEIVING	NO	YDS	AVG	LG	TD					RECEIVING	NO	YDS	AVG	LG	TD				
R. Woods	8	81	10.1	23	0					A. Thielen	6	123	20.5	65t	1				
C. Kupp	6	64	10.7	23	0					K. Rudolph	5	58	11.6	28	0				
S. Watkins	3	36	12.0	15	0					J. McKinnon	5	12	2.4	10	0				
T. Gurley II	3	19	6.3	11	0					S. Diggs	4	32	8.0	10	0				
M. Thomas	1	12	12.0	12	0					M. Floyd	2	16	8.0	8	0				
G. Everett	1	8	8.0	8	0					L. Treadwell	2	10	5.0	10	0				
T. Higbee	1	5	5.0	5	0					J. Wright	1	23	23.0	23	0				
Total	23	225	9.8	23	0					D. Morgan	1	5	5.0	5	0				
										L. Murray	1	1	1.0	1	0				
										Total	27	280	10.4	65t	1				
INTERCEPTIONS	NO	YDS	AVG	LG	TD					INTERCEPTIONS	NO	YDS	AVG	LG	TD				
Total	0	0	0.0	0	0					Total	0	0	0.0	0	0				
PUNTING	NO	YDS	AVG	NET	TB/20	LG				PUNTING	NO	YDS	AVG	NET	TB/20	LG			
J. Hekker	6	254	42.3	40.8	0/4	56				R. Quigley	3	137	45.7	41.7	0/1	50			
Total	6	254	42.3	40.8	0/4	56				Total	3	137	45.7	41.7	0/1	50			
PUNT RETURNS	NO	YDS	AVG	FC	LG	TD				PUNT RETURNS	NO	YDS	AVG	FC	LG	TD			
P. Cooper	2	12	6.0	1	13	0				M. Sherels	1	9	9.0	2	9	0			
Total	2	12	6.0	1	13	0				[OUT OF BOUNDS]	2	0	0.0	0	0	0			
KICKOFF RETURNS	NO	YDS	AVG	FC	LG	TD				[DOWNED]	1	0	0.0	0	0	0			
P. Cooper	2	60	30.0	0	34	0				Total	1	9	9.0	2	9	0			
[TOUCHBACK]	3	0	0.0	0	0	0				KICKOFF RETURNS	NO	YDS	AVG	FC	LG	TD			
Total	2	60	30.0	0	34	0				[TOUCHBACK]	2	0	0.0	0	0	0			
										Total	0	0	0.0	0	0	0			

DEFENSIVE STATISTICS (BASED ON COACHES' FILM REVIEW)

PLAYER	T	S	A	S-YDS	I-YDS	PD	FF	FR	PLAYER	T	S	A	S-YDS	I-YDS	PD	FF	FR
A. Ogletree	13	12	1	0-0	0-0	1	0	0	A. Donald	3	2	1	0-0	0-0	0	0	0
J. Johnson III	12	7	5	0-0	0-0	0	0	0	B. Countess	2	1	1	0-0	0-0	0	0	0
T. Johnson	6	5	1	0-0	0-0	0	0	0	D. Hatfield	2	2	0	0-0	0-0	0	0	0
M. Barron	6	4	2	0-0	0-0	0	0	0	S. Ebukam	2	2	0	0-0	0-0	0	0	0
L. Joyner	6	4	2	0-0	0-0	1	0	0	T. Walker	2	1	1	0-0	0-0	1	0	0
K. Webster	4	2	2	0-0	0-0	0	0	0	C. Barwin	2	0	2	0-0	0-0	0	0	0
M. Brockers	4	2	2	0-0	0-0	0	0	0	N. Robey-Coleman	1	1	0	0-0	0-0	0	0	0
R. Quinn	4	3	1	0-0	0-0	0	0	0	M. Fox	1	1	0	0-0	0-0	0	0	0
E. Westbrooks	3	2	1	0-0	0-0	0	0	0	TOTAL	73	51	22	0-0	0-0	3	0	0





WEATHER: Sunny, 72 degrees - ATTENDANCE: 62,006 - TIME: 3:11

The Los Angeles Rams bounced back after their third loss of the season as they attacked the New Orleans Saints from the opening kickoff, which was returned 41 yards by WR Pharoh Cooper. The first play from scrimmage for the offense was a 24-yard pass from QB Jared Goff to WR Sammy Watkins. The pair connected on a 5-yard touchdown capping off a seven play, 59-yard drive - the first opening drive touchdown at the Coliseum for the Rams this season. On the defense's first series, after giving up a 24-yard pass from Saints QB Drew Brees to WR Michael Thomas, the Rams defense clamped down and sacked Brees in back-to-back plays, first with DT Aaron Donald posting his sixth sack of the season, followed by OLB Robert Quinn's strip-sack on a third-and-10 play, the fumble was recovered by the Saints, but New Orleans was forced to punt. L.A. remained in control for the rest of the first half, K Greg Zuerlein attempted what would have been a career-long 63-yarder as time expired in the second quarter, a kick that was tipped at the line of scrimmage and fell short. After Zuerlein connected on a 49-yarder with 14:11 remaining in the game, L.A. held a 23-10 lead. The two teams exchanged field goals before the Saints recorded a touchdown in a last-minute effort to pull off the come-from-behind win, but their efforts fell short after Rams WR Sammy Watkins covered the Saints onside attempt with less than two minutes left in the ball game. The Rams defense held Brees to 246 yards passing and sacked him three times.

STARTING LINEUPS

NEW ORLEANS SAINTS

WR 13	M. Thomas	RDE 93	D. Onyemata
LT 72	T. Armstead	RDT 95	T. Davison
LG 75	A. Peat	LDT 98	S. Rankins
C 60	M. Unger	LDE 94	C. Jordan
RG 67	L. Warford	WILL 52	C. Robertson
RT 71	R. Ramczyk	SAM 53	A. Klein
TE 89	J. Hill	RCB 21	D. Harris
WR 19	T. Ginn	SS 32	K. Vaccaro
QB 9	D. Brees	FS 43	M. Williams
RB 22	M. Ingram	CB 48	V. Bell
FB 41	A. Kamara	LCB 26	P. Williams

LOS ANGELES RAMS

WR 11	T. Austin	DE 90	M. Brockers
TE 89	T. Higbee	DE 93	E. Westbrooks
LT 77	A. Whitworth	DT 99	A. Donald
LG 76	R. Saffold	OLB 94	R. Quinn
C 65	J. Sullivan	OLB 98	C. Barwin
RG 68	J. Brown	ILB 52	A. Ogletree
RT 79	R. Havenstein	ILB 26	M. Barron
WR 12	S. Watkins	LCB 22	T. Johnson
WR 83	J. Reynolds	RCB 21	K. Webster
QB 16	J. Goff	SS 43	J. Johnson III
RB 30	T. Gurley II	FS 20	L. Joyner

LOS ANGELES SUBSTITUTIONS: K 4 G. Zuerlein, P 6 J. Hekker, WR 10 P. Cooper, WR 18 C. Kupp, DB 24 B. Countess, CB 32 T. Hill, RB 33 J. Davis, CB 36 D. Hatfield, S 41 M. Christian, LS 44 J. McQuaide, CB 47 K. Peterson, OLB 50 S. Ebukam, LB 54 B. Hager, OLB 58 C. Littleton, T 63 D. Williams, C 66 A. Blythe, TE 81 G. Everett, TE 86 D. Carrier, WR 88 M. Thomas, DT 92 T. Smart, DT 95 T. Walker, OLB 96 M. Longacre, DE 97 M. Fox

LOS ANGELES DID NOT PLAY: QB 14 S. Mannion

LOS ANGELES INACTIVES: QB 8 B. Allen, WR 17 R. Woods, CB 23 N. Robey-Coleman, RB 25 L. Dunbar, RB 34 M. Brown, OLB 51 E. Price, T 73 C. Lucas

SCORING SUMMARY

	1	2	3	4	OT	TOTAL	FIELD GOALS
VISITOR New Orleans Saints	7	3	0	10	-	20	(50) (21)
HOME Los Angeles Rams	10	7	3	6	-	26	(50) 63SH (46) (49) (26)

TEAM	Qtr	Clock	Play (Extra Point) (Drive Info)	Visitor	Home
Rams	1	10:53	S. Watkins 5 yd. pass from J. Goff (G. Zuerlein Kick) (7-59, 4:07)	0	7
Rams	1	3:02	G. Zuerlein 50 yd. Field Goal (11-51, 5:28)	0	10
Saints	1	2:14	A. Kamar 74 yd. run (W. Lutz kick) (2-75, 0:48)	7	10
Rams	2	4:22	J. Reynolds 7 yd. pass from J. Goff (G. Zuerlein Kick) (8-86, 4:18)	7	17
Saints	2	0:58	W. Lutz 50 yd. Field Goal (8-44, 3:24)	10	17
Rams	3	3:37	G. Zuerlein 46 yd. Field Goal (7-59, 3:13)	10	20
Rams	4	14:11	G. Zuerlein 49 yd. Field Goal (6-50, 3:20)	10	23
Saints	4	10:05	W. Lutz 21 yd. Field Goal (10-72, 4:06)	13	23
Rams	4	2:27	G. Zuerlein 26 yd. Field Goal (13-67, 5:28)	13	26
Saints	4	1:45	A. Kamara 15 yd. pass from D. Brees (W. Lutz kick) (6-75, 0:42)	20	26



FINAL TEAM STATISTICS

	SAINTS	RAMS		SAINTS	RAMS
TOTAL FIRST DOWNS	14	24	FGs - PATs Had Blocked	0-0	0-0
By Rushing	2	6	Net Punting Average	44.6	46.0
By Passing	10	14	TOTAL RETURN YARDAGE (W/O KOR)	0	59
By Penalty	2	4	No. and Yards Punt Returns	0-0	3-59
THIRD DOWN EFFICIENCY	3-13-23%	3-14-21%	No. and Yards Kickoff Returns	0-0	4-110
FOURTH DOWN EFFICIENCY	1-1-100%	0-0-0%	No. and Yards Interception Returns	1-0	0-0
TOTAL NET YARDS	346	415	PENALTIES Number and Yards	7-112	9-90
Total Offensive Plays	52	73	FUMBLES Number and Lost	1-0	1-0
Average gain per offensive play	6.7	5.7	TOUCHDOWNS	2	2
NET YARDS RUSHING	123	88	Rushing	1	0
Total Rushing Plays	17	25	Passing	1	2
Average gain per rushing play	7.2	3.5	Returns	0	0
Tackles for a loss-number and yards	0-0	0-0	Other (Blocked Kicks, etc.)	0	0
NET YARDS PASSING	223	327	EXTRA POINTS Made-Attempts	2-2	2-2
Times thrown - yards lost attempting to pass	3-23	4-27	Kicking Made-Attempts	2-2	2-2
Gross yards passing	246	354	FIELD GOALS Made-Attempts	2-2	4-5
PASS ATTEMPTS-COMP-HAD INT	21-22-0	44-28-1	RED ZONE EFFICIENCY	1-2-50%	2-4-50%
Avg gain per pass play	6.4	6.8	GOAL TO GO EFFICIENCY	0-1-0%	2-2-100%
KICKOFFS Number-In End Zone-TBs	5-2-0	7-7-7	SAFETIES	0	0
PUNTS Number and Average	7-53.0	3-46.0	FINAL SCORE	20	26
Had Blocked	0	0	TIME OF POSSESSION	24:34	35:26

FINAL INDIVIDUAL STATISTICS

NEW ORLEANS SAINTS										LOS ANGELES RAMS																			
RUSHING	ATT	YDS	AVG	LG	TD					RUSHING	ATT	YDS	AVG	LG	TD														
A. Kamara	5	87	17.4	74t	1					T. Gurley II	17	74	4.4	14	0														
M. Ingram	11	31	2.8	7	0					T. Austin	5	17	3.4	10	0														
D. Brees	1	5	5.0	5	0					J. Goff	3	-3	-1.0	-1	0														
Total	17	123	7.2	74t	1					Total	25	88	3.5	14	0														
PASSING	ATT	CMP	YDS	SK/YD	TD	LG	IN	RT.		PASSING	ATT	CMP	YDS	SK/YD	TD	LG	IN	RT.											
D. Brees	32	22	246	3/23	1	33	0	101.8		J. Goff	43	28	354	4/27	2	53	1	96.5											
Total	32	22	246	3/23	1	33	0	101.8		Total	44	28	354	4/27	2	53	1	94.3											
RECEIVING	NO	YDS	AVG	LG	TD					RECEIVING	NO	YDS	AVG	LG	TD														
T. Ginn	7	71	10.1	25	0					C. Kupp	8	116	14.5	53	0														
A. Kamara	6	101	16.8	33	1					S. Watkins	4	82	20.5	31	1														
M. Thomas	5	52	10.4	24	0					T. Gurley II	4	54	13.5	31	0														
M. Ingram	2	5	2.5	5	0					J. Reynolds	4	37	9.3	14	1														
W. Snead	1	9	9.0	9	0					T. Higbee	3	48	16.0	38	0														
C. Fleener	1	8	8.0	8	0					T. Austin	3	-1	-0.3	4	0														
Total	22	246	11.2	33	1					Total	28	354	12.6	53	2														
INTERCEPTIONS	NO	YDS	AVG	LG	TD					INTERCEPTIONS	NO	YDS	AVG	LG	TD														
P. Williams	1	0	0.0	0	0					Total	0	0	0.0	0	0														
Total	1	0	0.0	0	0					PUNTING	NO	YDS	AVG	NET	TB/I20	LG													
PUNTING	NO	YDS	AVG	NET	TB/I20	LG					J. Hekker	3	138	46.0	46.0	0/3	50												
T. Morstead	7	371	53.0	44.6	0/2	67					Total	3	138	46.0	46.0	0/3	50												
Total	7	371	53.0	44.6	0/2	67					PUNT RETURNS	NO	YDS	AVG	FC	LG	TD												
PUNT RETURNS	NO	YDS	AVG	FC	LG	TD					P. Cooper	3	59	19.7	2	40	0												
T. Lewis	0	0	0.0	2	0	0					Total	3	59	19.7	2	40	0												
[OUT OF BOUNDS]	1	0	0.0	0	0	0					KICKOFF RETURNS	NO	YDS	AVG	FC	LG	TD												
Total	0	0	0.0	2	0	0					P. Cooper	4	110	27.5	0	40	0												
KICKOFF RETURNS	NO	YDS	AVG	FC	LG	TD					Total	4	110	27.5	0	40	0												
[TOUCHBACK]	7	0	0.0	0	0	0																							
Total	0	0	0.0	0	0	0																							

DEFENSIVE STATISTICS (BASED ON COACHES' FILM REVIEW)

PLAYER	T	S	A	S-YDS	I-YDS	PD	FF	FR	PLAYER	T	S	A	S-YDS	I-YDS	PD	FF	FR
A. Ogletree	10	8	2	0-0	0-0	1	0	0	M. Brockers	4	2	2	0-0	0-0	0	0	0
T. Johnson	6	5	1	0-0	0-0	1	0	0	S. Ebukam	2	1	1	1.0-11.0	0-0	0	0	0
M. Barron	6	4	2	0-0	0-0	2	0	0	T. Walker	2	2	0	0-0	0-0	0	0	0
J. Johnson III	6	6	0	0-0	0-0	0	0	0	L. Joyner	1	1	0	0-0	0-0	1	0	0
R. Quinn	5	3	2	1.0-6.0	0-0	0	1	0	B. Countess	1	1	0	0-0	0-0	0	0	0
A. Donald	5	3	2	1.0-6.0	0-0	0	0	0	E. Westbrook	1	0	1	0-0	0-0	0	0	0
K. Webster	4	4	0	0-0	0-0	2	0	0	C. Barwin	1	0	1	0-0	0-0	0	0	0
									TOTAL	54	40	14	3.0-23.0	0-0	7	1	0





**LAST WEEK'S LOS
ANGELES RAMS
GAMEBOOK**



National Football League Game Summary

NFL Copyright © 2017 by The National Football League. All rights reserved. This summary and play-by-play is for the express purpose of assisting media in their coverage of the game; any other use of this material is prohibited without the written permission of the National Football League. Updated: 11/27/2017

Date: Sunday, 11/26/2017

New Orleans Saints at Los Angeles Rams
at Los Angeles Memorial Coliseum, Los Angeles, Calif.

Start Time: 1:25 PM Pacific

Game Day Weather

Game Weather: Sunny
Played Outdoor on Turf: Grass

Temp: 72° F (22.2° C) Humidity: 56%, Wind: North 1 mph
Outdoor Weather: Sunny,

Officials

Referee: Parry, John (132)
Line Judge: Seeman, Jeff (45)
Back Judge: Paganelli, Perry (46)

Umpire: Fowler, Ruben (71)
Field Judge: Meslow, David (118)
Replay Official: Jimmy Oldham

Down Judge: Spanier, Michael (90)
Side Judge: Washington, Keith (7)

Lineups

New Orleans Saints

Offense		Defense	
WR 13	M.Thomas	RDE 93	D.Onyemata
LT 72	T.Armstead	RDT 95	T.Davison
LG 75	A.Peat	LDT 98	S.Rankins
C 60	M.Unger	LDE 94	C.Jordan
RG 67	L.Warford	WILL 52	C.Robertson
RT 71	R.Ramczyk	SAM 53	A.Klein
TE 89	J.Hill	RCB 21	D.Harris
WR 19	T.Ginn	SS 32	K.Vaccaro
QB 9	D.Brees	FS 43	M.Williams
RB 22	M.Ingram	CB 48	V.Bell
FB 41	A.Kamara	LCB 26	P.Williams

Los Angeles Rams

Offense		Defense	
WR 11	T.Austin	DE 90	M.Brockers
TE 89	T.Higbee	DE 93	E.Westbrooks
LT 77	A.Whitworth	DT 99	A.Donald
LG 76	R.Saffold	OLB 94	R.Quinn
C 65	J.Sullivan	OLB 98	C.Barwin
RG 68	J.Brown	ILB 52	A.Ogletree
RT 79	R.Havenstein	ILB 26	M.Barron
WR 12	S.Watkins	LCB 22	T.Johnson
WR 83	J.Reynolds	RCB 21	K.Webster
QB 16	J.Goff	SS 43	J.Johnson
HB 30	T.Gurley	FS 20	L.Joyner

Substitutions

K 3 W.Lutz, P 6 T.Morstead, WR 11 T.Lewis, WR 16 B.Coleman, CB 24 S.Moore, S 25 R.Bush, CB 30 D.McDougle, S 31 C.Banjo, RB 33 T.Edmunds, DB 34 J.Hardee, FB 42 Z.Line, LB 44 H.Kikaha, LS 49 Z.Wood, LB 50 G.Hodges, LB 51 M.Te'o, LB 56 M.Mauti, G 61 J.LeRibeus, G/C 65 S.Kelemete, TE 82 C.Fleener, WR 83 W.Snead, TE 84 M.Hoomanawanui, DE 91 T.Hendrickson, DT 92 J.Hughes

Substitutions

K 4 G.Zuerlein, P 6 J.Hekker, WR 10 P.Cooper, WR 18 C.Kupp, DB 24 B.Countess, CB 32 T.Hill, RB 33 J.Davis, CB 36 D.Hatfield, S 41 M.Christian, LS 44 J.McQuaide, CB 47 K.Peterson, OLB 50 S.Ebukam, LB 54 B.Hager, OLB 58 C.Littleton, T 63 D.Williams, C 66 A.Blythe, TE 81 G.Everett, TE 86 D.Carrier, WR 88 M.Thomas, DT 92 T.Smart, DT 95 T.Walker, OLB 96 M.Longacre, DE 97 M.Fox

Did Not Play

QB 10 C.Daniel

Did Not Play

QB 14 S.Mannion

Not Active

QB 7 T.Hill, CB 20 K.Crawley, CB 23 M.Lattimore, RB 27 J.Williams, C 63 C.Tom, WR 80 A.Carr, DE 97 A.Muhammad

Not Active

QB 8 B.Allen, WR 17 R.Woods, CB 23 N.Robey, RB 25 L.Dunbar, RB 34 M.Brown, OLB 51 E.Price, T 73 C.Lucas

Field Goals (made () & missed)

W.Lutz (50) (21)

G.Zuerlein (50) 63SH (46) (49) (26)

		1	2	3	4	OT	Total
VISITOR:	New Orleans Saints	7	3	0	10	0	20
HOME:	Los Angeles Rams	10	7	3	6	0	26

Scoring Plays

Team	Qtr	Time	Play Description (Extra Point) (Drive Info)	Visitor	Home
Rams	1	10:53	S.Watkins 5 yd. pass from J.Goff (G.Zuerlein kick) (7-59, 4:07)	0	7
Rams	1	3:02	G.Zuerlein 50 yd. Field Goal (11-51, 5:28)	0	10
Saints	1	2:14	A.Kamara 74 yd. run (W.Lutz kick) (2-75, 0:48)	7	10
Rams	2	4:22	J.Reynolds 7 yd. pass from J.Goff (G.Zuerlein kick) (8-86, 4:18)	7	17
Saints	2	0:58	W.Lutz 50 yd. Field Goal (8-44, 3:24)	10	17
Rams	3	3:37	G.Zuerlein 46 yd. Field Goal (7-59, 3:13)	10	20
Rams	4	14:11	G.Zuerlein 49 yd. Field Goal (6-50, 3:20)	10	23
Saints	4	10:05	W.Lutz 21 yd. Field Goal (10-72, 4:06)	13	23
Rams	4	2:27	G.Zuerlein 26 yd. Field Goal (13-67, 5:28)	13	26
Saints	4	1:45	A.Kamara 15 yd. pass from D.Brees (W.Lutz kick) (6-75, 0:42)	20	26

Paid Attendance: 62,006 Time: 3:11



Final Individual Statistics

New Orleans Saints

RUSHING	ATT	YDS	AVG	LG	TD
A.Kamara	5	87	17.4	74	1
M.Ingram	11	31	2.8	7	0
D.Brees	1	5	5.0	5	0
Total	17	123	7.2	74	1

PASSING	ATT	CMP	YDS	SK/YD	TD	LG	IN	RT
D.Brees	32	22	246	3/23	1	33	0	101.8
Total	32	22	246	3/23	1	33	0	101.8

PASS RECEIVING	TAR	REC	YDS	AVG	LG	TD
T.Ginn	11	7	71	10.1	25	0
A.Kamara	6	6	101	16.8	33	1
M.Thomas	8	5	52	10.4	24	0
M.Ingram	3	2	5	2.5	5	0
W.Snead	1	1	9	9.0	9	0
C.Fleener	2	1	8	8.0	8	0
T.Lewis	1	0	0	0.0	0	0
Total	32	22	246	11.2	33	1

INTERCEPTIONS	NO	YDS	AVG	LG	TD
P.Williams	1	0	0.0	0	0
Total	1	0	0.0	0	0

PUNTING	NO	YDS	AVG	NET	TB	IN20	LG
T.Morstead	7	371	53.0	44.6	0	2	67
Total	7	371	53.0	44.6	0	2	67

PUNT RETURNS	NO	YDS	AVG	FC	LG	TD
T.Lewis	0	0	0.0	2	0	0
[OUT OF BOUNDS]	1	0	0.0	0	0	0
Total	0	0	0.0	2	0	0

KICKOFF RETURNS	NO	YDS	AVG	FC	LG	TD
[TOUCHBACK]	7	0	0.0	0	0	0
Total	0	0	0.0	0	0	0

Los Angeles Rams

RUSHING	ATT	YDS	AVG	LG	TD
T.Gurley	17	74	4.4	14	0
T.Austin	5	17	3.4	10	0
J.Goff	3	-3	-1.0	-1	0
Total	25	88	3.5	14	0

PASSING	ATT	CMP	YDS	SK/YD	TD	LG	IN	RT
J.Goff	43	28	354	4/27	2	53	1	96.5
C.Kupp	1	0	0	0/0	0	0	0	39.6
Total	44	28	354	4/27	2	53	1	94.3

PASS RECEIVING	TAR	REC	YDS	AVG	LG	TD
C.Kupp	11	8	116	14.5	53	0
S.Watkins	9	4	82	20.5	31	1
T.Gurley	7	4	54	13.5	31	0
J.Reynolds	6	4	37	9.3	14	1
T.Higbee	3	3	48	16.0	38	0
T.Austin	4	3	-1	-0.3	4	0
P.Cooper	2	1	9	9.0	9	0
G.Everett	1	1	9	9.0	9	0
Total	43	28	354	12.6	53	2

INTERCEPTIONS	NO	YDS	AVG	LG	TD
Total	0	0	0	0	0

PUNTING	NO	YDS	AVG	NET	TB	IN20	LG
J.Hekker	3	138	46.0	46.0	0	3	50
Total	3	138	46.0	46.0	0	3	50

PUNT RETURNS	NO	YDS	AVG	FC	LG	TD
P.Cooper	3	59	19.7	2	40	0
[OUT OF BOUNDS]	2	0	0.0	0	0	0
Total	3	59	19.7	2	40	0

KICKOFF RETURNS	NO	YDS	AVG	FC	LG	TD
P.Cooper	4	110	27.5	0	40	0
Total	4	110	27.5	0	40	0

New Orleans Saints

FUMBLES	FUM	LOST	OWN-REC	YDS	TD	FORCED	OPP-REC	YDS	TD	OUT-BDS
D.Brees	1	0	0	0	0	0	0	0	0	0
T.Armstead	0	0	1	0	0	0	0	0	0	0
Z.Line	0	0	0	0	0	1	0	0	0	0
Total	1	0	1	0	0	1	0	0	0	0

Los Angeles Rams

FUMBLES	FUM	LOST	OWN-REC	YDS	TD	FORCED	OPP-REC	YDS	TD	OUT-BDS
P.Cooper	1	0	0	0	0	0	0	0	0	1
R.Quinn	0	0	0	0	0	1	0	0	0	0
Total	1	0	0	0	0	1	0	0	0	1



New Orleans Saints vs Los Angeles Rams
11/26/2017 at Los Angeles Memorial Coliseum

Final Team Statistics

	Visitor Saints	Home Rams
TOTAL FIRST DOWNS	14	24
By Rushing	2	6
By Passing	10	14
By Penalty	2	4
THIRD DOWN EFFICIENCY	3-13-23%	3-14-21%
FOURTH DOWN EFFICIENCY	1-1-100%	0-0-0%
TOTAL NET YARDS	346	415
Total Offensive Plays (inc. times thrown passing)	52	73
Average gain per offensive play	6.7	5.7
NET YARDS RUSHING	123	88
Total Rushing Plays	17	25
Average gain per rushing play	7.2	3.5
Tackles for a loss-number and yards	0-0	0-0
NET YARDS PASSING	223	327
Times thrown - yards lost attempting to pass	3-23	4-27
Gross yards passing	246	354
PASS ATTEMPTS-COMPLETIONS-HAD INTERCEPTED	32-22-0	44-28-1
Avg gain per pass play (inc.# thrown passing)	6.4	6.8
KICKOFFS Number-In End Zone-Touchbacks	5-2-0	7-7-7
PUNTS Number and Average	7-53.0	3-46.0
Had Blocked	0	0
FGs - PATs Had Blocked	0-0	0-0
Net Punting Average	44.6	46.0
TOTAL RETURN YARDAGE (Not Including Kickoffs)	0	59
No. and Yards Punt Returns	0-0	3-59
No. and Yards Kickoff Returns	0-0	4-110
No. and Yards Interception Returns	1-0	0-0
PENALTIES Number and Yards	7-112	9-90
FUMBLES Number and Lost	1-0	1-0
TOUCHDOWNS	2	2
Rushing	1	0
Passing	1	2
EXTRA POINTS Made-Attempts	2-2	2-2
Kicking Made-Attempts	2-2	2-2
FIELD GOALS Made-Attempts	2-2	4-5
RED ZONE EFFICIENCY	1-2-50%	2-4-50%
GOAL TO GO EFFICIENCY	0-1-0%	2-2-100%
SAFETIES	0	0
FINAL SCORE	20	26
TIME OF POSSESSION	24:34	35:26



New Orleans Saints vs Los Angeles Rams
11/26/2017 at Los Angeles Memorial Coliseum

Ball Possession And Drive Chart

New Orleans Saints

#	Time Recd	Time Lost	Time Poss	How Ball Obtained	Drive Began	# Play	Yds Gain	Yds Pen	Net Yds	1st Down	Last Scrm	How Given Up
1	10:53	8:30	2:23	Kickoff	NO 25	4	18	0	18	1	NO 43	Punt
2	3:02	2:14	0:48	Kickoff	NO 25	2	75	0	75	1	NO 26	Touchdown
3	0:39	14:13	1:26	Punt	NO 19	3	9	0	9	0	NO 28	Punt
4	12:04	8:40	3:24	Punt	NO 11	5	20	0	20	1	NO 31	Punt
5	4:22	0:58	3:24	Kickoff	NO 25	8	44	0	44	2	LA 31	Field Goal
6	15:00	12:34	2:26	Kickoff	NO 25	4	4	4	8	1	NO 33	Punt
7	11:03	6:50	4:13	Punt	NO 9	6	23	-9	14	1	NO 23	Punt
8	3:37	2:31	1:06	Kickoff	NO 25	3	-4	0	-4	0	NO 21	Punt
9	14:11	10:05	4:06	Kickoff	NO 25	10	67	5	72	3	* LA 3	Field Goal
10	8:31	7:55	0:36	Interception	NO 19	3	5	0	5	0	NO 24	Punt
11	2:27	1:45	0:42	Kickoff	NO 25	6	85	-10	75	4	* LA 15	Touchdown

(233) Average NO 21

Los Angeles Rams

#	Time Recd	Time Lost	Time Poss	How Ball Obtained	Drive Began	# Play	Yds Gain	Yds Pen	Net Yds	1st Down	Last Scrm	How Given Up
1	15:00	10:53	4:07	Kickoff	LA 41	7	59	0	59	4	* NO 5	Touchdown
2	8:30	3:02	5:28	Punt	LA 17	11	31	20	51	3	NO 32	Field Goal
3	2:14	0:39	1:35	Kickoff	LA 31	3	2	0	2	0	LA 33	Punt
4	14:13	12:04	2:09	Punt	LA 12	5	35	-8	27	1	LA 39	Punt
5	8:40	4:22	4:18	Punt	LA 14	8	86	0	86	4	* NO 7	Touchdown
6	0:58	0:00	0:58	Kickoff	LA 18	7	37	0	37	1	NO 45	Missed FG
7	12:34	11:03	1:31	Punt	LA 49	3	2	0	2	0	NO 49	Punt
8	6:50	3:37	3:13	Punt	LA 13	7	24	35	59	2	NO 28	Field Goal
9	2:31	14:11	3:20	Punt	LA 20	6	65	-15	50	2	* NO 30	Field Goal
10	10:05	8:31	1:34	Kickoff	LA 20	5	25	0	25	2	LA 45	Interception
11	7:55	2:27	5:28	Punt	LA 25	13	52	15	67	5	* NO 8	Field Goal
12	1:45	0:00	1:45	Kickoff	NO 46	3	-3	0	-3	0	NO 48	End of Game

(314) Average LA 26

* inside opponent's 20

Time of Possession by Quarter

	1st	2nd	3rd	4th	OT	Total
Visitor New Orleans Saints	3:50	7:35	7:45	5:24		24:34
Home Los Angeles Rams	11:10	7:25	7:15	9:36		35:26

Kickoff Drive No.-Start Average

Saints: 7 - NO 25 Rams: 4 - LA 28



New Orleans Saints vs Los Angeles Rams
11/26/2017 at Los Angeles Memorial Coliseum

Final Defensive Statistics

New Orleans Saints	Regular Defensive Plays											Special Teams					Misc			
	TKL	AST	COMB	SK	/ YDS	TFL	Q	IN	PD	FF	FR	TKL	AST	FF	FR	BL	TKL	AST	FF	FR
V.Bell	8	2	10	1	0	0	0	0	0	0	0	1	0	0	0	0	0	0	0	0
A.Klein	5	3	8	0	0	1	1	0	0	0	0	0	0	0	0	0	0	0	0	0
C.Robertson	6	1	7	1	7	1	1	0	0	0	0	0	0	0	0	0	0	0	0	0
M.Williams	5	1	6	0	0	0	0	0	0	0	0	0	0	0	0	0	0	0	0	0
K.Vaccaro	4	1	5	0	0	0	0	0	0	0	0	0	0	0	0	0	0	0	0	0
C.Jordan	4	0	4	2	20	2	2	0	2	0	0	0	0	0	0	0	0	0	0	0
R.Bush	3	1	4	0	0	0	0	0	0	0	0	0	0	0	0	0	0	0	0	0
P.Williams	3	0	3	0	0	0	0	1	3	0	0	0	0	0	0	0	0	0	0	0
D.Harris	2	1	3	0	0	0	0	0	0	0	0	0	0	0	0	0	0	0	0	0
T.Davison	2	0	2	0	0	0	0	0	0	0	0	0	0	0	0	0	0	0	0	0
J.Hughes	1	1	2	0	0	0	0	0	0	0	0	0	0	0	0	0	0	0	0	0
D.Onyemata	0	2	2	0	0	0	0	0	0	0	0	0	0	0	0	0	0	0	0	0
S.Rankins	1	0	1	0	0	0	1	0	0	0	0	0	0	0	0	0	0	0	0	0
S.Moore	1	0	1	0	0	0	0	0	1	0	0	0	0	0	0	0	0	0	0	0
Z.Line	0	0	0	0	0	0	0	0	0	0	0	1	0	1	0	0	0	0	0	0
W.Lutz	0	0	0	0	0	0	0	0	0	0	0	1	0	0	0	0	0	0	0	0
J.Hardee	0	0	0	0	0	0	0	0	0	0	0	1	0	0	0	0	0	0	0	0
G.Hodges	0	0	0	0	0	0	0	0	0	0	0	1	0	0	0	0	0	0	0	0
T.Edmunds	0	0	0	0	0	0	0	0	0	0	0	1	0	0	0	0	0	0	0	0
M.Thomas	0	0	0	0	0	0	0	0	0	0	0	1	0	0	0	0	0	0	0	0
C.Banjo	0	0	0	0	0	0	0	0	0	0	0	0	1	0	0	0	0	0	0	0
D.McDougle	0	0	0	0	0	0	0	0	0	0	0	0	1	0	0	0	0	0	0	0
T.Armstead	0	0	0	0	0	0	0	0	0	0	0	0	0	0	0	0	0	0	0	1
Total	45	13	58	4	27	4	5	1	6	0	0	7	2	1	0	0	0	0	0	1

TKL = Tackle AST = Assist COMB = Combined QH=QB Hit IN = Interception PD = Pass Defense FF = Forced Fumble FR = Fumble Recovery

Los Angeles Rams	Regular Defensive Plays											Special Teams					Misc			
	TKL	AST	COMB	SK	/ YDS	TFL	QH	IN	PD	FF	FR	TKL	AST	FF	FR	BL	TKL	AST	FF	FR
A.Ogletree	5	2	7	0	0	0	0	0	1	0	0	0	0	0	0	0	0	0	0	0
T.Johnson	5	1	6	0	0	0	0	0	1	0	0	0	0	0	0	0	0	0	0	0
M.Barron	4	1	5	0	0	0	0	0	0	0	0	0	0	0	0	0	0	0	0	0
A.Donald	3	2	5	1	6	2	1	0	0	0	0	0	0	0	0	0	0	0	0	0
R.Quinn	3	2	5	1	6	0	0	0	0	1	0	0	0	0	0	0	0	0	0	0
K.Webster	4	0	4	0	0	0	0	0	2	0	0	0	0	0	0	0	0	0	0	0
J.Johnson	3	1	4	0	0	0	0	0	0	0	0	0	0	0	0	0	0	0	0	0
M.Brockers	2	2	4	0	0	0	0	0	0	0	0	0	0	0	0	0	0	0	0	0
T.Walker	2	0	2	0	0	0	0	0	0	0	0	0	0	0	0	0	0	0	0	0
S.Ebukam	1	1	2	1	11	1	1	0	0	0	0	0	0	0	0	0	0	0	0	0
B.Countess	1	0	1	0	0	0	0	0	0	0	0	0	0	0	0	0	0	0	0	0
E.Westbrooks	0	1	1	0	0	0	0	0	0	0	0	0	0	0	0	0	0	0	0	0
C.Barwin	0	0	0	0	0	0	1	0	0	0	0	0	0	0	0	0	0	0	0	0
L.Joyner	0	0	0	0	0	0	0	0	1	0	0	0	0	0	0	0	0	0	0	0
J.Hekker	0	0	0	0	0	0	0	0	0	0	0	1	0	0	0	0	0	0	0	0
Total	33	13	46	3	23	3	3	0	5	1	0	1	0	0	0	0	0	0	0	0



First Half Summary

	PERIOD SCORES		TIME OF POSSESSION
Saints	7 3 = 10	Saints	11:25
Rams	10 7 = 17	Rams	18:35

Scoring Plays

Team	Qtr	Time	Play Description (Extra Point) (Drive Info)	Visitor	Home
Rams	1	10:53	S.Watkins 5 yd. pass from J.Goff (G.Zuerlein kick) (7-59, 4:07)	0	7
Rams	1	3:02	G.Zuerlein 50 yd. Field Goal (11-51, 5:28)	0	10
Saints	1	2:14	A.Kamara 74 yd. run (W.Lutz kick) (2-75, 0:48)	7	10
Rams	2	4:22	J.Reynolds 7 yd. pass from J.Goff (G.Zuerlein kick) (8-86, 4:18)	7	17
Saints	2	0:58	W.Lutz 50 yd. Field Goal (8-44, 3:24)	10	17

	New Orleans Saints	Los Angeles Rams
TOTAL FIRST DOWNS	5	13
First Downs Rushing-Passing-by Penalty	1 - 4 - 0	3 - 8 - 2
THIRD DOWN EFFICIENCY	1-5-20%	2-7-29%
TOTAL NET YARDS	166	250
Total Offensive Plays	21	39
NET YARDS RUSHING	99	32
NET YARDS PASSING	67	218
Gross Yards Passing	79	245
Times thrown-yards lost attempting to pass	2-12	4-27
Pass Attempts-Completions-Had Intercepted	10 - 8 - 0	26 - 18 - 0
Punts-Number and Average	3 - 50.3	2 - 49
Penalties-Number and Yards	2 - 20	2 - 18
Fumbles-Number and Lost	1 - 0	0 - 0
Red Zone Efficiency	0-0-0%	2-2-100%
Average Drive Start	NO 21	LA 22

New Orleans Saints						Los Angeles Rams											
RUSHING						RUSHING											
	ATT	YDS	AVG	LG	TD		ATT	YDS	AVG	LG	TD						
A.Kamara	3	82	27.3	74	1	T.Austin	5	17	3.4	10	0						
M.Ingram	5	12	2.4	6	0	T.Gurley	4	15	3.8	6	0						
D.Brees	1	5	5.0	5	0												
Total	9	99	11.0	74	1	Total	9	32	3.6	10	0						
PASSING						PASSING											
	ATT	CMP	YDS	SK/YD	TD	LG	IN	RT		ATT	CMP	YDS	SK/YD	TD	LG	IN	RT
D.Brees	10	8	79	2/12	0	24	0	99.6	J.Goff	26	18	245	4/27	2	53	0	124.7
Total	10	8	79	2/12	0	24	0	99.6	Total	26	18	245	4/27	2	53	0	124.7
PASS RECEIVING						PASS RECEIVING											
	TAR	REC	YDS	AVG	LG	TD		TAR	REC	YDS	AVG	LG	TD				
T.Ginn	3	3	15	5.0	7	0	C.Kupp	8	5	91	18.2	53	0				
M.Thomas	3	2	37	18.5	24	0	T.Gurley	6	4	54	13.5	31	0				
A.Kamara	2	2	27	13.5	21	0	S.Watkins	4	3	60	20.0	31	1				
M.Ingram	1	1	0	0.0	0	0	J.Reynolds	3	2	13	6.5	7	1				
T.Lewis	1	0	0	0.0	0	0	P.Cooper	1	1	9	9.0	9	0				
							G.Everett	1	1	9	9.0	9	0				
							T.Higbee	1	1	6	6.0	6	0				
							T.Austin	1	1	3	3.0	4	0				
Total	10	8	79	9.9	24	0	Total	25	18	245	13.6	53	2				

New Orleans Saints												Regular Defensive Plays					Special Teams					Misc			
	TKL	AST	COMB	SK	/ YDS	TFL	Q	IN	PD	FF	FR	TKL	AST	FF	FR	BL	TKL	AST	FF	FR					
V.Bell	7	2	9	1	0	0	0	0	0	0	0	1	0	0	0	0	0	0	0	0	0				
A.Klein	5	2	7	0	0	1	0	0	0	0	0	0	0	0	0	0	0	0	0	0	0				
C.Robertson	4	0	4	1	7	1	1	0	0	0	0	0	0	0	0	0	0	0	0	0	0				
P.Williams	3	0	3	0	0	0	0	0	1	0	0	0	0	0	0	0	0	0	0	0	0				
Total	19	4	23	2	7	2	1	0	1	0	0	1	0	0	0	0	0	0	0	0	0				

Los Angeles Rams												Regular Defensive Plays					Special Teams					Misc			
	TKL	AST	COMB	SK	/ YDS	TFL	QH	IN	PD	FF	FR	TKL	AST	FF	FR	BL	TKL	AST	FF	FR					
R.Quinn	3	2	5	1	6	0	0	0	0	1	0	0	0	0	0	0	0	0	0	0	0				
A.Donald	3	1	4	1	6	2	1	0	0	0	0	0	0	0	0	0	0	0	0	0	0				
A.Ogletree	3	0	3	0	0	0	0	0	0	0	0	0	0	0	0	0	0	0	0	0	0				
T.Johnson	2	0	2	0	0	0	0	0	0	0	0	0	0	0	0	0	0	0	0	0	0				
Total	11	3	14	2	12	2	1	0	0	1	0	0	0	0	0	0	0	0	0	0	0				



First Quarter

11/26/2017

Play By Play

NO wins the coin toss and elects to defer. LA elects to Receive, and NO elects to defend the east goal.

W.Lutz kicks 64 yards from NO 35 to LA 1. P.Cooper to LA 41 for 40 yards (W.Lutz).

Los Angeles Rams at 15:00, (1st play from scrimmage 14:52)

1-10-LA 41	(14:52) J.Goff pass short middle to S.Watkins to NO 35 for 24 yards (P.Williams).	P1
<u>1-10-NO 35</u>	(14:11) T.Gurley up the middle to NO 31 for 4 yards (A.Klein; K.Vaccaro).	
2-6-NO 31	(13:33) T.Austin up the middle to NO 30 for 1 yard (T.Davison).	
3-5-NO 30	(12:56) (Shotgun) J.Goff pass short left to T.Gurley to NO 19 for 11 yards (A.Klein).	P2
<u>1-10-NO 19</u>	(12:18) (No Huddle) J.Goff pass short right to G.Everett pushed ob at NO 10 for 9 yards (A.Klein).	
2-1-NO 10	(11:38) T.Gurley left end to NO 5 for 5 yards (A.Klein).	R3
<u>1-5-NO 5</u>	(10:59) J.Goff pass short right to S.Watkins for 5 yards, TOUCHDOWN.	P4
G.Zuerlein extra point is GOOD, Center-J.McQuaide, Holder-J.Hekker.		

NO 0 LA 7, 7 plays, 59 yards, 4:07 drive, 4:07 elapsed

G.Zuerlein kicks 65 yards from LA 35 to end zone, Touchback.

New Orleans Saints at 10:53

1-10-NO 25	(10:53) (Shotgun) D.Brees pass short middle to M.Thomas to NO 49 for 24 yards (T.Johnson).	P1
<u>1-10-NO 49</u>	(10:18) D.Brees pass short right to T.Ginn pushed ob at LA 45 for 6 yards (K.Webster).	
2-4-LA 45	(9:50) (Shotgun) D.Brees sacked at NO 49 for -6 yards (A.Donald).	
3-10-NO 49	(9:07) (Shotgun) D.Brees sacked at NO 42 for -7 yards (R.Quinn). FUMBLES (R.Quinn), recovered by NO-T.Armstead at NO 41. T.Armstead to NO 43 for 2 yards (A.Donald).	
4-16-NO 43	(8:34) T.Morstead punts 40 yards to LA 17, Center-Z.Wood, fair catch by P.Cooper.	

Los Angeles Rams at 8:30

1-10-LA 17	(8:30) J.Goff pass short right to C.Kupp to LA 26 for 9 yards (C.Robertson).	
2-1-LA 26	(7:51) (No Huddle) T.Austin right end ran ob at LA 36 for 10 yards (V.Bell).	R5
<u>1-10-LA 36</u>	(7:20) (No Huddle) J.Goff pass incomplete short left to T.Gurley (C.Jordan).	
2-10-LA 36	(7:14) (No Huddle, Shotgun) J.Goff pass short middle to J.Reynolds to LA 42 for 6 yards (D.Harris).	
	<i>PENALTY on NO-K.Vaccaro, Face Mask (15 Yards), 15 yards, enforced at LA 42.</i>	X6
<u>1-10-NO 43</u>	(6:54) J.Goff sacked at LA 47 for -10 yards (C.Jordan).	
2-20-LA 47	(6:10) (Shotgun) J.Goff pass deep right to C.Kupp ran ob at NO 34 for 19 yards.	
3-1-NO 34	(5:31) T.Gurley right tackle to NO 34 for no gain (A.Klein; V.Bell).	
	Timeout #1 by LA at 04:43.	
4-1-NO 34	(4:43) (Shotgun) J.Goff pass incomplete deep left to J.Reynolds (K.Vaccaro).	
	<i>PENALTY on NO-K.Vaccaro, Defensive Holding, 5 yards, enforced at NO 34 - No Play.</i>	X7
<u>1-10-NO 29</u>	(4:36) J.Goff sacked at NO 36 for -7 yards (C.Robertson).	
2-17-NO 36	(3:53) (Shotgun) J.Goff pass incomplete deep right to C.Kupp.	
3-17-NO 36	(3:47) (No Huddle, Shotgun) J.Goff pass short left to T.Gurley to NO 32 for 4 yards (P.Williams).	
4-13-NO 32	(3:08) G.Zuerlein 50 yard field goal is GOOD, Center-J.McQuaide, Holder-J.Hekker.	

NO 0 LA 10, 11 plays, 51 yards, 2 penalties, 5:28 drive, 11:58 elapsed

G.Zuerlein kicks 65 yards from LA 35 to end zone, Touchback.

New Orleans Saints at 3:02

1-10-NO 25	(3:02) M.Ingram left tackle to NO 26 for 1 yard (A.Donald; E.Westbrooks).	
2-9-NO 26	(2:28) A.Kamara right guard for 74 yards, TOUCHDOWN.	R2
	W.Lutz extra point is GOOD, Center-Z.Wood, Holder-T.Morstead.	

NO 7 LA 10, 2 plays, 75 yards, 0:48 drive, 12:46 elapsed

W.Lutz kicks 62 yards from NO 35 to LA 3. P.Cooper to LA 31 for 28 yards (V.Bell).

Los Angeles Rams at 2:14, (1st play from scrimmage 2:08)

1-10-LA 31	(2:08) T.Austin right end ran ob at LA 32 for 1 yard (V.Bell).	
2-9-LA 32	(1:31) (No Huddle) T.Austin right end pushed ob at LA 33 for 1 yard (V.Bell).	
3-8-LA 33	(:52) (Shotgun) J.Goff pass incomplete short left to S.Watkins.	
4-8-LA 33	(:48) J.Hekker punts 48 yards to NO 19, Center-J.McQuaide, out of bounds.	

New Orleans Saints at 0:39

1-10-NO 19	(:39) A.Kamara up the middle to NO 25 for 6 yards (M.Barron).	
2-4-NO 25	(:04) (Shotgun) M.Ingram left end to NO 26 for 1 yard (R.Quinn).	

END OF QUARTER

	Score	Time Poss	First Downs				Efficiencies	
			R	P	X	T	3 Down	4 Down
New Orleans Saints	7	3:50	1	1	0	2	0/1	0/0



Second Quarter

11/26/2017

Play By Play

New Orleans Saints continued.

- 3-3-NO 26 (15:00) D.Brees pass short left to T.Ginn to NO 28 for 2 yards (R.Quinn; M.Brockers) [C.Barwin].
- 4-1-NO 28 (14:22) T.Morstead punts 60 yards to LA 12, Center-Z.Wood, out of bounds.

Los Angeles Rams at 14:13

- 1-10-LA 12 (14:13) J.Goff pass incomplete short left.
PENALTY on LA-J.Goff, Intentional Grounding, 8 yards, enforced at LA 12.
- 2-18-LA 4 (14:08) (Shotgun) J.Goff pass short middle to T.Gurley pushed ob at LA 35 for 31 yards (V.Bell). P8
- 1-10-LA 35 (13:31) T.Austin up the middle to LA 39 for 4 yards (C.Robertson).
- 2-6-LA 39 (12:51) (Shotgun) J.Goff pass incomplete short left to C.Kupp (P.Williams).
- 3-6-LA 39 (12:44) (Shotgun) J.Goff sacked ob at LA 39 for 0 yards (V.Bell).
- 4-6-LA 39 (12:14) J.Hekker punts 50 yards to NO 11, Center-J.McQuaide, fair catch by T.Lewis.

New Orleans Saints at 12:04

- 1-10-NO 11 (12:04) M.Ingram right tackle to NO 17 for 6 yards (R.Quinn).
- 2-4-NO 17 (11:24) (Shotgun) D.Brees pass short right to A.Kamara to NO 23 for 6 yards (T.Walker). P3
- 1-10-NO 23 (10:47) D.Brees pass short left to T.Ginn to NO 30 for 7 yards (K.Webster).
- 2-3-NO 30 (10:09) M.Ingram right guard to NO 31 for 1 yard (A.Ogletree).
- 3-2-NO 31 (9:28) (Shotgun) D.Brees pass short right to M.Ingram to NO 31 for no gain (A.Ogletree).
- 4-2-NO 31 (8:54) T.Morstead punts 51 yards to LA 18, Center-Z.Wood. P.Cooper to LA 24 for 6 yards (C.Banjo; D.McDougle).
PENALTY on LA-T.Hill, Illegal Block Above the Waist, 10 yards, enforced at LA 24.

Los Angeles Rams at 8:40

- 1-10-LA 14 (8:40) J.Goff pass short right to P.Cooper to LA 23 for 9 yards (V.Bell).
- 2-1-LA 23 (7:53) T.Gurley right end to LA 29 for 6 yards (D.Onyemata; V.Bell). R9
- 1-10-LA 29 (7:16) (Shotgun) J.Goff pass short left to C.Kupp to LA 23 for -6 yards. Pass back to T.Austin pushed ob at LA 33 for 10 yards (A.Klein).
- 2-6-LA 33 (6:48) (Shotgun) J.Goff pass short right to T.Gurley to LA 41 for 8 yards (C.Robertson). P10
- 1-10-LA 41 (5:59) J.Goff pass short left to T.Austin to LA 40 for -1 yards (A.Klein).
- 2-11-LA 40 (5:16) (Shotgun) J.Goff pass deep left to C.Kupp pushed ob at NO 7 for 53 yards (M.Williams). P11
- 1-7-NO 7 (4:37) (No Huddle) J.Goff pass incomplete short right to C.Kupp.
- 2-7-NO 7 (4:29) (Shotgun) J.Goff pass short middle to J.Reynolds for 7 yards, TOUCHDOWN. P12
G.Zuerlein extra point is GOOD, Center-J.McQuaide, Holder-J.Hekker.

NO 7 LA 17, 8 plays, 86 yards, 4:18 drive, 10:38 elapsed

G.Zuerlein kicks 65 yards from LA 35 to end zone, Touchback.

New Orleans Saints at 4:22, (1st play from scrimmage 4:19)

- 1-10-NO 25 (4:19) M.Ingram up the middle to NO 28 for 3 yards (J.Johnson).
- 2-7-NO 28 (3:44) (Shotgun) D.Brees scrambles right end to NO 33 for 5 yards (A.Donald).
Timeout #2 by LA at 02:58.
- 3-2-NO 33 (2:58) (Shotgun) D.Brees pass short middle to M.Thomas to NO 46 for 13 yards (T.Johnson). P4
- 1-10-NO 46 (2:20) D.Brees pass short right to A.Kamara to LA 33 for 21 yards (R.Quinn; M.Barron). P5

Two-Minute Warning

- 1-10-LA 33 (2:00) (Shotgun) D.Brees pass incomplete deep left to M.Thomas.
- 2-10-LA 33 (1:53) A.Kamara left tackle to LA 31 for 2 yards (A.Ogletree).
- 3-8-LA 31 (1:09) (Shotgun) D.Brees pass incomplete short left to T.Lewis (K.Webster).
- 4-8-LA 31 (1:03) W.Lutz 50 yard field goal is GOOD, Center-Z.Wood, Holder-T.Morstead.

NO 10 LA 17, 8 plays, 44 yards, 3:24 drive, 14:02 elapsed

W.Lutz kicks 68 yards from NO 35 to LA -3. P.Cooper to LA 18 for 21 yards (J.Hardee).

Los Angeles Rams at 0:58, (1st play from scrimmage 0:54)

- 1-10-LA 18 (:54) (Shotgun) J.Goff pass short right to T.Higbee ran ob at LA 24 for 6 yards (V.Bell).
- 2-4-LA 24 (:50) (Shotgun) J.Goff pass incomplete deep right to J.Reynolds.
- 3-4-LA 24 (:45) (No Huddle, Shotgun) J.Goff pass deep right to S.Watkins ran ob at NO 45 for 31 yards (M.Williams). P13
- 1-10-NO 45 (:38) (Shotgun) J.Goff pass incomplete short right to T.Gurley [S.Rankins].
- 2-10-NO 45 (:32) (Shotgun) J.Goff sacked at LA 45 for -10 yards (C.Jordan).



New Orleans Saints vs Los Angeles Rams at Los Angeles Memorial Coliseum

Timeout #1 by NO at 00:26.

3-20-LA 45 (:26) (Shotgun) J.Goff pass short left to C.Kupp to NO 45 for 10 yards (P.Williams).

Timeout #3 by LA at 00:02.

Timeout #2 by NO at 00:02.

4-10-NO 45 (:02) G.Zuerlein 63 yard field goal is No Good, Center-J.McQuaide, Holder-J.Hekker. T.Ginn at NO -7 pushed ob at NO 25 for 32 yards (J.Hekker).

END OF QUARTER

	Score	Time Poss	First Downs				Efficiencies	
			R	P	X	T	3 Down	4 Down
New Orleans Saints	10	7:35	0	3	0	3	1/4	0/0
Los Angeles Rams	17	7:25	1	5	0	6	1/3	0/0



Third Quarter

11/26/2017

Play By Play

NO elects to Receive, and LA elects to defend the goal.

G.Zuerlein kicks 65 yards from LA 35 to end zone, Touchback.

New Orleans Saints at 15:00

- 1-10-NO 25 (15:00) M.Ingram right tackle to NO 27 for 2 yards (M.Brockers).
 2-8-NO 27 (14:22) (Shotgun) D.Brees pass incomplete short middle to M.Thomas (A.Ogletree).
PENALTY on LA-A.Ogletree, Defensive Pass Interference, 4 yards, enforced at NO 27 - No Play. X6
 1-10-NO 31 (14:17) M.Ingram left end to NO 33 for 2 yards (M.Barron).
 2-8-NO 33 (13:37) A.Kamara right end to NO 33 for no gain (J.Johnson).
 3-8-NO 33 (12:58) (Shotgun) D.Brees pass incomplete deep left to T.Ginn.
Penalty on NO, Illegal Shift, declined.
 4-8-NO 33 (12:52) T.Morstead punts 58 yards to LA 9, Center-Z.Wood. P.Cooper pushed ob at LA 49 for 40 yards (G.Hodges).

Los Angeles Rams at 12:34

- 1-10-LA 49 (12:34) J.Goff pass incomplete short left to T.Gurley (C.Jordan).
 2-10-LA 49 (12:30) (Shotgun) J.Goff pass short middle to T.Austin to LA 41 for -8 yards (C.Robertson; D.Onyemata).
 3-18-LA 41 (11:44) (Shotgun) T.Gurley up the middle to NO 49 for 10 yards (R.Bush).
 4-8-NO 49 (11:08) J.Hekker punts 40 yards to NO 9, Center-J.McQuaide, fair catch by T.Lewis.

New Orleans Saints at 11:03

- 1-10-NO 9 (11:03) M.Ingram left tackle to NO 14 for 5 yards (T.Walker, S.Ebukam).
 2-5-NO 14 (10:24) (Shotgun) D.Brees pass short right to M.Thomas to NO 18 for 4 yards (T.Johnson).
 3-1-NO 18 (9:44) M.Ingram up the middle to NO 19 for 1 yard (J.Johnson; A.Donald). R7
 1-10-NO 19 (9:02) (Shotgun) D.Brees pass short middle to M.Thomas to NO 32 for 13 yards (A.Ogletree; T.Johnson).
PENALTY on NO-T.Armstead, Offensive Holding, 9 yards, enforced at NO 19 - No Play.
 1-19-NO 10 (8:26) (Shotgun) D.Brees pass short left to T.Ginn to NO 15 for 5 yards (A.Ogletree).
 2-14-NO 15 (7:44) (Shotgun) D.Brees pass incomplete short left to M.Ingram.
 Timeout #1 by NO at 07:41.
 3-14-NO 15 (7:41) (Shotgun) D.Brees pass short right to C.Fleener to NO 23 for 8 yards (A.Ogletree).
 4-6-NO 23 (7:05) T.Morstead punts 67 yards to LA 10, Center-Z.Wood. P.Cooper to LA 23 for 13 yards (Z.Line). FUMBLES (Z.Line), ball out of bounds at LA 29.
PENALTY on LA-K.Peterson, Illegal Block Above the Waist, 10 yards, enforced at LA 23.

Los Angeles Rams at 6:50

- 1-10-LA 13 (6:50) T.Gurley up the middle to LA 34 for 21 yards (M.Williams).
PENALTY on LA-A.Whitworth, Offensive Holding, 8 yards, enforced at LA 16.
 1-15-LA 8 (6:31) T.Gurley up the middle to LA 22 for 14 yards (D.Harris; M.Williams).
 2-1-LA 22 (5:45) T.Gurley up the middle to LA 25 for 3 yards (C.Robertson, J.Hughes). R14
 1-10-LA 25 (5:05) J.Goff pass incomplete deep middle to S.Watkins.
PENALTY on NO-P.Williams, Defensive Pass Interference, 48 yards, enforced at LA 25 - No Play. X15
 1-10-NO 27 (4:58) (Shotgun) J.Goff pass short right to T.Austin pushed ob at NO 23 for 4 yards (D.Harris) [A.Klein].
 2-6-NO 23 (4:47) *PENALTY on LA, Offensive 12 On-field, 5 yards, enforced at NO 23 - No Play.*
 2-11-NO 28 (4:26) (Shotgun) T.Gurley up the middle to NO 28 for no gain (C.Robertson).
 3-11-NO 28 (3:48) (Shotgun) J.Goff pass incomplete deep right to S.Watkins.
 4-11-NO 28 (3:42) **G.Zuerlein 46 yard field goal is GOOD, Center-J.McQuaide, Holder-J.Hekker.**

NO 10 LA 20, 7 plays, 59 yards, 1 penalty, 3:13 drive, 11:23 elapsed

G.Zuerlein kicks 65 yards from LA 35 to end zone, Touchback.

New Orleans Saints at 3:37, (1st play from scrimmage 3:35)

- 1-10-NO 25 (3:35) M.Ingram left tackle to NO 32 for 7 yards (M.Barron, M.Brockers).
 2-3-NO 32 (3:02) D.Brees sacked at NO 21 for -11 yards (S.Ebukam).
Penalty on NO-M.Ingram, Chop Block, declined.
 3-14-NO 21 (2:48) (Shotgun) D.Brees pass incomplete deep right to T.Ginn.
 4-14-NO 21 (2:41) T.Morstead punts 44 yards to LA 35, Center-Z.Wood, out of bounds.
PENALTY on LA-T.Hill, Unnecessary Roughness, 15 yards, enforced at LA 35.

Los Angeles Rams at 2:31



New Orleans Saints vs Los Angeles Rams at Los Angeles Memorial Coliseum

1-10-LA 20	(2:31) J.Goff pass short middle to S.Watkins to LA 42 for 22 yards (K.Vaccaro).	P16
<u>1-10-LA 42</u>	(1:49) (Shotgun) J.Goff pass deep right to T.Higbee to NO 20 for 38 yards (M.Williams).	P17
<u>1-10-NO 20</u>	(:55) T.Gurley up the middle to NO 19 for 1 yard (K.Vaccaro, A.Klein).	
2-9-NO 19	(:09) J.Goff pass incomplete deep right to J.Reynolds.	
3-9-NO 19	(:03) (Shotgun) J.Goff pass incomplete short right to J.Reynolds.	

PENALTY on LA-R.Havenstein, Face Mask (15 Yards), 15 yards, enforced at NO 19 - No Play.

END OF QUARTER	Score	Time Poss	First Downs				Efficiencies	
			R	P	X	T	3 Down	4 Down
New Orleans Saints	10	7:45	1	0	1	2	1/4	0/0
Los Angeles Rams	20	7:15	1	2	1	4	0/2	0/0



Fourth Quarter

11/26/2017

Play By Play

Los Angeles Rams continued.

3-24-NO 34 (15:00) (Shotgun) J.Goff pass short left to C.Kupp to NO 30 for 4 yards (R.Bush).

4-20-NO 30 (14:17) **G.Zuerlein 49 yard field goal is GOOD, Center-J.McQuaide, Holder-J.Hekker.**

NO 10 LA 23, 6 plays, 50 yards, 3:20 drive, 0:49 elapsed

G.Zuerlein kicks 65 yards from LA 35 to end zone, Touchback.

New Orleans Saints at 14:11

1-10-NO 25 (14:11) D.Brees pass incomplete deep left to T.Ginn (K.Webster).

2-10-NO 25 (14:04) (Shotgun) D.Brees pass incomplete deep middle to C.Fleener (M.Barron).

PENALTY on LA-B.Countess, Unnecessary Roughness, 15 yards, enforced at NO 25 - No Play.

X8

1-10-NO 40 (13:57) D.Brees pass short left to A.Kamara pushed ob at LA 43 for 17 yards (B.Countess).

P9

1-10-LA 43 (13:26) (Shotgun) A.Kamara up the middle to LA 38 for 5 yards (K.Webster).

2-5-LA 38 (12:49) (Shotgun) D.Brees pass incomplete short left to C.Fleener.

3-5-LA 38 (12:43) (Shotgun) D.Brees pass incomplete short middle to T.Ginn (L.Joyner).

4-5-LA 38 (12:37) D.Brees pass short middle to A.Kamara to LA 5 for 33 yards (J.Johnson).

P10

Penalty on LA-T.Johnson, Illegal Use of Hands, declined.

1-5-LA 5 (12:25) M.Ingram left end to LA 3 for 2 yards (M.Barron).

2-3-LA 3 (11:42) D.Brees pass short right to M.Ingram for 3 yards, TOUCHDOWN NULLIFIED by Penalty.

PENALTY on NO-M.Hoomanawanui, Offensive Pass Interference, 10 yards, enforced at LA 3 - No Play.

2-13-LA 13 (11:36) (Shotgun) D.Brees pass short middle to W.Snead to LA 4 for 9 yards (M.Brockers).

3-4-LA 4 (10:50) (Shotgun) D.Brees pass short right to M.Thomas to LA 3 for 1 yard (K.Webster).

4-3-LA 3 (10:09) **W.Lutz 21 yard field goal is GOOD, Center-Z.Wood, Holder-T.Morstead.**

NO 13 LA 23, 10 plays, 72 yards, 1 penalty, 4:06 drive, 4:55 elapsed

W.Lutz kicks 66 yards from NO 35 to LA -1. P.Cooper to LA 20 for 21 yards (T.Edmunds).

Los Angeles Rams at 10:05, (1st play from scrimmage 9:59)

1-10-LA 20 (9:59) T.Gurley left tackle to LA 31 for 11 yards (S.Rankins).

R18

1-10-LA 31 (9:26) J.Goff pass short left to J.Reynolds to LA 45 for 14 yards (S.Moore).

P19

1-10-LA 45 (8:49) C.Kupp pass incomplete short right to T.Austin.

2-10-LA 45 (8:43) (Shotgun) J.Goff pass incomplete short left to P.Cooper.

3-10-LA 45 (8:39) (Shotgun) J.Goff pass deep left intended for S.Watkins INTERCEPTED by P.Williams at NO 19. P.Williams ran ob at NO 19 for no gain.

New Orleans Saints at 8:31

1-10-NO 19 (8:31) (Shotgun) D.Brees pass incomplete deep right to M.Thomas (T.Johnson).

2-10-NO 19 (8:23) (Shotgun) D.Brees pass incomplete short middle to M.Thomas (A.Ogletree).

3-10-NO 19 (8:15) (Shotgun) D.Brees pass short right to M.Ingram to NO 24 for 5 yards (A.Ogletree; T.Johnson).

4-5-NO 24 (8:01) T.Morstead punts 51 yards to LA 25, Center-Z.Wood, fair catch by P.Cooper.

Los Angeles Rams at 7:55

1-10-LA 25 (7:55) T.Gurley right tackle to LA 26 for 1 yard (C.Jordan).

2-9-LA 26 (7:17) J.Goff pass incomplete short right to S.Watkins (S.Moore).

3-9-LA 26 (7:13) (Shotgun) J.Goff pass short right to J.Reynolds pushed ob at LA 36 for 10 yards (V.Bell).

P20

1-10-LA 36 (6:33) (Shotgun) J.Goff pass incomplete deep right to S.Watkins.

PENALTY on NO-S.Moore, Defensive Pass Interference, 15 yards, enforced at LA 36 - No Play.

X21

1-10-NO 49 (6:25) J.Goff pass short right to T.Higbee to NO 45 for 4 yards (M.Williams).

2-6-NO 45 (5:50) (No Huddle, Shotgun) J.Goff pass short left to C.Kupp ran ob at NO 38 for 7 yards (K.Vaccaro).

P22

1-10-NO 38 (5:10) T.Gurley left guard to NO 38 for no gain (C.Jordan).

2-10-NO 38 (4:26) (Shotgun) J.Goff pass short left to C.Kupp ran ob at NO 24 for 14 yards.

P23

1-10-NO 24 (4:21) T.Gurley right end to NO 24 for no gain (J.Hughes).

Timeout #2 by NO at 04:16.

2-10-NO 24 (4:16) T.Gurley left end to NO 13 for 11 yards (R.Bush).

R24

1-10-NO 13 (3:28) T.Gurley right tackle to NO 11 for 2 yards (K.Vaccaro, R.Bush).

Timeout #3 by NO at 03:21.

2-8-NO 11 (3:21) T.Gurley up the middle to NO 8 for 3 yards (T.Davison).



New Orleans Saints vs Los Angeles Rams at Los Angeles Memorial Coliseum

3-5-NO 8 (2:36) J.Goff pass incomplete short left to S.Watkins (P.Williams).

4-5-NO 8 **(2:31) G.Zuerlein 26 yard field goal is GOOD, Center-J.McQuaide, Holder-J.Hekker.**

NO 13 LA 26, 13 plays, 67 yards, 1 penalty, 5:28 drive, 12:33 elapsed

G.Zuerlein kicks 65 yards from LA 35 to end zone, Touchback.

New Orleans Saints at 2:27

1-10-NO 25 (2:27) (Shotgun) D.Brees pass short right to T.Ginn ran ob at NO 40 for 15 yards. P11

1-10-NO 40 (2:21) (Shotgun) D.Brees pass incomplete short left to J.Hill.

PENALTY on NO-A.Peat, Offensive Holding, 10 yards, enforced at NO 40 - No Play.

1-20-NO 30 (2:17) (Shotgun) D.Brees pass short left to A.Kamara ran ob at NO 39 for 9 yards (T.Johnson).

2-11-NO 39 (2:10) (Shotgun) D.Brees pass short left to M.Thomas to NO 49 for 10 yards (T.Johnson, A.Ogletree).

Two-Minute Warning

3-1-NO 49 (2:00) (Shotgun) D.Brees pass short right to T.Ginn ran ob at LA 40 for 11 yards. P12

1-10-LA 40 (1:55) (Shotgun) D.Brees pass deep right to T.Ginn ran ob at LA 15 for 25 yards. P13

1-10-LA 15 **(1:51) (Shotgun) D.Brees pass short right to A.Kamara for 15 yards, TOUCHDOWN.** P14

Penalty on LA-S.Ebukam, Defensive Offside, declined.

W.Lutz extra point is GOOD, Center-Z.Wood, Holder-T.Morstead.

Timeout #1 by LA at 01:45.

NO 20 LA 26, 6 plays, 75 yards, 0:42 drive, 13:15 elapsed

W.Lutz kicks inside 11 yards from NO 35 to NO 46. S.Watkins (didn't try to advance) to NO 46 for no gain (M.Thomas).

Los Angeles Rams at 1:45, (1st play from scrimmage 1:44)

1-10-NO 46 (1:44) J.Goff kneels to NO 47 for -1 yards.

2-11-NO 47 (1:08) J.Goff kneels to NO 48 for -1 yards.

3-12-NO 48 (:34) J.Goff kneels to NO 49 for -1 yards.

END OF QUARTER

	Score	Time Poss	First Downs				Efficiencies	
			R	P	X	T	3 Down	4 Down
New Orleans Saints	20	5:24	0	6	1	7	1/4	1/1
Los Angeles Rams	26	9:36	2	4	1	7	1/5	0/0



Miscellaneous Statistics Report

New Orleans Saints vs Los Angeles Rams
11/26/2017 at Los Angeles Memorial Coliseum

Ten Longest Plays for New Orleans Saints

Yards	Qtr	Play Start	Play Description
74	1	2-9-NO 26	(2:28) A.Kamara right guard for 74 yards, TOUCHDOWN.
33	4	4-5-LA 38	(12:37) D.Brees pass short middle to A.Kamara to LA 5 for 33 yards (J.Johnson). Penalty on LA-T.Johnson, Illegal Use of Hands, declined.
25	4	1-10-LA 40	(1:55) (Shotgun) D.Brees pass deep right to T.Ginn ran ob at LA 15 for 25 yards.
24	1	1-10-NO 25	(10:53) (Shotgun) D.Brees pass short middle to M.Thomas to NO 49 for 24 yards (T.Johnson).
21	2	1-10-NO 46	(2:20) D.Brees pass short right to A.Kamara to LA 33 for 21 yards (R.Quinn; M.Barron).
17	4	1-10-NO 40	(13:57) D.Brees pass short left to A.Kamara pushed ob at LA 43 for 17 yards (B.Countess).
15	4	1-10-NO 25	(2:27) (Shotgun) D.Brees pass short right to T.Ginn ran ob at NO 40 for 15 yards.
15	4	1-10-LA 15	(1:51) (Shotgun) D.Brees pass short right to A.Kamara for 15 yards, TOUCHDOWN. Penalty on LA-S.Ebukam, Defensive Offside, declined.
13	2	3-2-NO 33	(2:58) (Shotgun) D.Brees pass short middle to M.Thomas to NO 46 for 13 yards (T.Johnson).
11	4	3-1-NO 49	(2:00) (Shotgun) D.Brees pass short right to T.Ginn ran ob at LA 40 for 11 yards.

Ten Longest Plays for Los Angeles Rams

Yards	Qtr	Play Start	Play Description
53	2	2-11-LA 40	(5:16) (Shotgun) J.Goff pass deep left to C.Kupp pushed ob at NO 7 for 53 yards (M.Williams).
38	3	1-10-LA 42	(1:49) (Shotgun) J.Goff pass deep right to T.Higbee to NO 20 for 38 yards (M.Williams).
31	2	2-18-LA 4	(14:08) (Shotgun) J.Goff pass short middle to T.Gurley pushed ob at LA 35 for 31 yards (V.Bell).
31	2	3-4-LA 24	(:45) (No Huddle, Shotgun) J.Goff pass deep right to S.Watkins ran ob at NO 45 for 31 yards (M.Williams).
24	1	1-10-LA 41	(14:52) J.Goff pass short middle to S.Watkins to NO 35 for 24 yards (P.Williams).
22	3	1-10-LA 20	(2:31) J.Goff pass short middle to S.Watkins to LA 42 for 22 yards (K.Vaccaro).
21	1	2-10-LA 36	(7:14) (No Huddle, Shotgun) J.Goff pass short middle to J.Reynolds to LA 42 for 6 yards (D.Harris).
19	1	2-20-LA 47	(6:10) (Shotgun) J.Goff pass deep right to C.Kupp ran ob at NO 34 for 19 yards.
14	3	1-15-LA 8	(6:31) T.Gurley up the middle to LA 22 for 14 yards (D.Harris; M.Williams).
14	4	1-10-LA 31	(9:26) J.Goff pass short left to J.Reynolds to LA 45 for 14 yards (S.Moore).

Touchdown Scoring Information

		Offense	Defense	Special Teams
VISITOR	New Orleans Saints	2	0	0
HOME	Los Angeles Rams	2	0	0

Player Scoring Information

Club	Player	TD	Rush TD	Rec TD	KO TD	Punt TD	Int TD	Fum TD	Misc TD	FG	XP	2Pt Rush	2Pt Rec	Sfty	Points
NO	A.Kamara	0	1	1	0	0	0	0	0	0	0	0	0	0	12
NO	W.Lutz	0	0	0	0	0	0	0	0	2	2	0	0	0	8
LA	G.Zuerlein	0	0	0	0	0	0	0	0	4	2	0	0	0	14
LA	J.Reynolds	0	0	1	0	0	0	0	0	0	0	0	0	0	6
LA	S.Watkins	0	0	1	0	0	0	0	0	0	0	0	0	0	6

Possession Detail

	First Half		Second Half		Game	
	Visitor	Home	Visitor	Home	Visitor	Home
Largest Lead	0	10	0	13	0	13
Drives Leading	0	5	0	6	0	11
Time of Possession Leading	0:00	14:28	0:00	16:51	0:00	31:19
Largest Deficit	-10	0	-13	0	-13	0
Drives Trailing	5	0	6	0	11	0
Time of Possession Trailing	11:25	0:00	13:09	0:00	24:34	0:00
Times Score Tied Up		0		0		0
Lead Changes		1		0		1



Playtime Percentage

Percent of playtime per player on offense, defense and special teams

New Orleans Saints

Los Angeles Rams

		Offense	Defense	Special Teams				Offense	Defense	Special Teams	
M Unger	C	57 100%		4	12%	A Whitworth	T	77 100%		7	21%
R Ramczyk	T	57 100%		4	12%	R Saffold	G	77 100%		7	21%
A Peat	G	57 100%		4	12%	R Havenstein	T	77 100%		7	21%
L Warford	G	57 100%		4	12%	J Brown	G	77 100%		7	21%
D Brees	QB	57 100%				J Goff	QB	77 100%			
M Thomas	WR	44 77%		1	3%	J Sullivan	C	77 100%			
T Ginn	WR	41 72%		1	3%	T Gurley	RB	69 90%			
J Hill	TE	38 67%		19	58%	S Watkins	WR	64 83%		1	3%
T Armstead	T	34 60%				J Reynolds	WR	61 79%		1	3%
A Kamara	RB	32 56%		1	3%	C Kupp	WR	61 79%			
M Ingram	RB	29 51%				T Higbee	TE	48 62%		8	24%
B Coleman	WR	27 47%		7	21%	T Austin	WR	27 35%			
M Hoomanawanui	TE	26 46%		11	33%	G Everett	TE	24 31%		1	3%
S Kelemete	G	23 40%		4	12%	D Carrier	TE	12 16%		15	45%
W Snead	WR	19 33%		1	3%	P Cooper	WR	11 14%		15	45%
C Fleener	TE	18 32%				M Thomas	WR	7 9%		20	61%
Z Line	FB	7 12%		17	52%	J Davis	RB	1 1%		14	42%
T Lewis	WR	2 4%		10	30%	J Johnson	SS		57 100%	15	45%
J LeRibeus	C	2 4%		4	12%	A Ogletree	LB		57 100%	4	12%
C Jordan	DE		77 100%	7	21%	T Johnson	CB		57 100%		
P Williams	CB		77 100%	7	21%	K Webster	CB		56 98%		
A Klein	LB		77 100%	7	21%	M Barron	LB		56 98%		
K Vaccaro	SS		77 100%			L Joyner	FS		56 98%		
V Bell	FS		74 96%	15	45%	A Donald	DT		52 91%	4	12%
M Williams	FS		67 87%	10	30%	R Quinn	LB		46 81%	2	6%
C Robertson	LB		64 83%	15	45%	M Brockers	DT		41 72%	4	12%
S Rankins	DT		58 75%			B Countess	SS		36 63%	23	70%
D Harris	CB		52 68%	8	24%	M Longacre	LB		28 49%	6	18%
T Davison	DT		47 61%	7	21%	S Ebukam	LB		23 40%	17	52%
D Onyemata	DT		40 52%	10	30%	C Barwin	LB		17 30%	1	3%
J Hughes	DT		36 47%			M Fox	DE		16 28%	7	21%
T Hendrickson	DE		33 43%	7	21%	T Walker	DT		11 19%	4	12%
S Moore	CB		25 32%	3	9%	E Westbrook	DE		10 18%		
R Bush	SS		24 31%	15	45%	T Smart	DT		5 9%		
H Kikaha	DE		16 21%			C Littleton	LB		1 2%	26	79%
M Te'o	LB		3 4%	7	21%	M Christian	SS		1 2%	25	76%
C Banjo	SS			22	67%	T Hill	CB		1 2%	12	36%
M Mauti	LB			22	67%	B Hager	LB			22	67%
J Hardee	DB			22	67%	D Hatfield	CB			21	64%
T Edmunds	RB			22	67%	K Peterson	CB			18	55%
G Hodges	LB			21	64%	G Zuerlein	K			14	42%
D McDougle	CB			13	39%	J McQuaide	LS			10	30%
T Morstead	P			11	33%	J Hekker	P			10	30%
Z Wood	LS			11	33%	A Blythe	C			7	21%
W Lutz	K			9	27%	D Williams	T			7	21%





8 | BRANDON ALLEN

Position:	Quarterback
Ht./Wt.:	6-2/214
Birth Date:	9/5/92
College:	Arkansas
Hometown:	Fayetteville, Ark.
Experience:	1st year (1st Rams)
Acquired:	2017

Career GP/GS (Playoffs): 0/0 (0/0)



TRANSACTIONS: Signed to the Rams (9/3/17)...waived by Jacksonville Jaguars (9/2/17)...originally selected by the Jaguars in the sixth round of the 2016 draft (201st overall).

2017 SEASON: **Week 12 vs. New Orleans (11/26):** Declared inactive...**Week 11 at Minnesota (11/19):** Declared inactive...**Week 10 vs. Houston (11/12):** Declared inactive...**Week 9 at New York Giants (11/5):** Declared inactive...**Week 7 vs. Arizona (10/22):** Declared inactive...**Week 6 at Jacksonville (10/16):** Declared inactive...**Week 5 vs. Seattle (10/8):** Declared inactive...**Week 4 at Dallas (10/1):** Declared inactive...**Week 3 at San Francisco (9/21):** Declared inactive...**Week 2 vs. Washington (9/17):** Declared inactive...**Week 1 vs. Indianapolis (9/10):** Declared inactive.

2016 SEASON: Spent the season with the Jacksonville Jaguars.

COLLEGE: Made 38 career starts at QB, including final 34 games of his career, which was the longest streak for an Arkansas QB since joining the SEC in 1992...Totaled 7,463 passing yards, which ranks third in program history...finished second in program history in pass completions (583), second in attempts (1,016) and third in completion percentage (57.4)...his 64 career passing TDs is a school record...as a senior in 2015, started and participated in all 13 contests and ended the season going 244 of 370 passing for 3,440 yards and 30 passing touchdowns along with one rushing touchdown...the 30 passing touchdowns ranks second in single-season school history and second in the SEC.

PERSONAL: Attended Fayetteville (Ark.) High School and was rated as the fifth-best pro-style quarterback in the nation...honored with the Landers Award, given annually to the top prep football player in the state of Arkansas...led Fayetteville High School to the Arkansas Class 7A state title game in 2010, finishing the season with a 10-4...son of Bobby, the Razorbacks' director of high school and NFL relations, and Marcela Allen and has a younger brother, Austin, who is a junior quarterback at Arkansas.



11 | TAVON AUSTIN

Position:	Wide Receiver
Ht./Wt.:	5-8/179
Birth Date:	3/15/90
College:	West Virginia
Hometown:	Baltimore, Md.
Experience:	5th year (5th Rams)
Acquired:	D1-2013 (8th)

Career GP/GS (Playoffs): 70/47 (0/0)



TRANSACTIONS: Selected No. 8 overall in the 2013 NFL Draft by the St. Louis Rams (4/25/13).

PRO: Has played in 70 games with 47 starts for the Rams...collected 191 receptions for 1,684 yards and 12 receiving touchdowns...one of five players in Rams history with 400 or more receiving, rushing, kick return and punt return yards in his career... has been awarded NFC Special Teams Player of the Week honors three times...at Washington (12/7/14) for his 143 punt return yards, including a 78-yard punt return touchdown...at Indianapolis (11/10/13) when he notched a 98-yard punt return for a touchdown...his 145 punt return yards were the second-most in a single game in franchise history...became the first player in NFL history with a 95-plus yard punt-return touchdown and two 55-plus yard receiving touchdowns in the same game...vs. Seattle (9/13/15) for his 75-yard punt returned for a score...the Rams executed a trade with the Buffalo Bills in which the team gave up their 16th, 46th, 78th and 222nd picks to get Austin at No. 8...he became the ninth wide receiver drafted by the Rams in the first round and the first taken in the opening round since Torry Holt was selected No. 6 overall in the 1999 NFL Draft.

2017 SEASON: Week 12 vs. New Orleans (11/26): Started at wide receiver...rushed for 17 yards on five carries...hauled in three receptions...**Week 11 at Minnesota (11/19):** Saw action at wide receiver...**Week 10 vs. Houston (11/5):** Started at wide receiver...rushed for two yards on five carries with a long of seven yards...**Week 9 at New York Giants (11/5):** Saw action at wide receiver and running back...rushed for 34 yards on six carries (5.7 avg.)...**Week 7 vs. Arizona (10/22):** Started at wide receiver...hauled in two receptions for 15 yards and rushed for 27 yards on three carries...**Week 6 at Jacksonville (10/16):** Saw action at wide receiver...**Week 5 vs. Seattle (10/8):** Started at wide receiver...caught three passes for 14 yards...rushed for 27 yards on six carries, including a 27-yard touchdown...**Week 4 at Dallas (10/1):** Saw action at wide receiver, running back and punt returner...rushed for 48 yards on six carries (8.0 avg.)...returned three punts for 20 yards...**Week 3 at San Francisco (9/21):** Started at wide receiver...ran for 14 yards on three carries...**Week 2 vs. Washington (9/17):** Started at wide receiver...rushed two times for three yards and had three punt returns for 18 yards...**Week 1 vs. Indianapolis (9/10):** Caught one pass for seven yards and rushed two times for 11 yards...returned three punts for 15 yards and one kickoff for 13 yards.

2016 SEASON: Played in and started a career-high 15 games, finished the season second on the team with 58 receptions for 509 yards, both career highs...also added a career-high 44 punt returns...**at Tampa Bay (9/25):** Accumulated 116 all-purpose yards...led the team with five receptions for 82 yards, including a 43-yard touchdown reception...**at Arizona (10/2):** Caught two passes for 14 yards...had a season-high 47-yard punt return in the fourth quarter, which helped set up the Rams game-winning touchdown...**vs. Buffalo (10/9):** Led the Rams with a career-high seven receptions totalling 59 yards, including a 31-yard reception from QB Case Keenum in the second quarter...moved into the top-40 in Rams history in rushing yards after compiling 26 yards on three carries...**vs. New York Giants (10/23):** Recorded 57 receiving yards on a team-leading and career-high 10 receptions, including a 10-yard touchdown reception on the team's opening drive...also rushed one time for 10 yards...had three punt returns for 28 yards...**at New Orleans (11/27):** Caught four passes for 49 yards and one touchdown...rushed one time for 10 yards and returned one punt for eight yards...was the recipient of rookie QB Jared Goff's first career touchdown pass...**vs. Atlanta (12/11):** Hauled in seven receptions for 62 yards...rushed twice for 27 yards, including a 23-yard rush, his longest of the season...added a career-high seven punt returns for 74 yards...had three punt returns of 20-plus yards...**vs. San Francisco (12/24):** Had a season-long 30-yard rushing touchdown...added two receptions for 14 yards and five punt returns for 12 yards.

2015 SEASON: Started at wide receiver in 15 games...finished the season leading the team in receptions (52)...accumulated 907 total yards from scrimmage (receiving yards - 473 and rushing yards - 434) setting new career-high...also had 268 punt return yards...notched a career-high 10 touchdowns on the season (5 receiving, 4 rushing, 1 punt return)...**at Cincinnati (11/29):** Started at wide receiver...led the team in rushing yards with four rushes for 63 yards and one touchdown...also had six catches for 33 yards...tallied a 60-yard rush which was his second longest rush of his career...in total, posted 10 offensive touches for 96 yards...**vs. San Francisco (11/1):** Started at wide receiver...tallied a 2-yard touchdown rush and added 66-yard touchdown reception...led the team in receptions (4) and receiving yards (98)...**at Arizona (10/4):** Started at wide receiver...led the team in receptions (six) and receiving yards (98)...hauled in two receiving touchdowns from QB Nick Foles, marked the third game of his career that he had two receiving touchdowns...also added two rushes for 20 yards...**vs. Seattle (9/13):** Rushed 11 yards into the endzone...also notched a 75-yard punt return...became the fifth player in the past 20 years to score a touchdown on a punt return and a rush in the same game...he is the first player in NFL history with a 75-plus yard punt-return touchdown in each of his first three seasons.

2014 SEASON: Caught 31 passes for 242 yards, carried the ball 36 times for 224 yards and two touchdowns, also returned 35

Austin earned NFC Special Teams Player of the Week honors vs. Seattle (9/13/15)



punts for 391 yards and one touchdown for a net total of 877 yards and three total touchdowns in 2014...**at San Diego (11/23):**

Austin earned NFC Special Teams
Player of the Week honors at
Washington (12/7/14)



Started at wide receiver...also saw action at running back and punt returner...ran the ball three times for 27 yards and one touchdown...notched three receptions for 11 yards...returned two punts for 44 yards...**at Washington (12/7):** Started at wide receiver, also saw action at punt returner...finished the day with 203 combined net yards (receiving yards-14, rushing yards-46, return yards-143) including a 78-yard

punt return for a touchdown...marked the second punt returned for a touchdown of his career...earned NFC Special Teams Player of the Week honors...**vs. New York Giants (12/21):** Saw action at wide receiver and punt returner...hauled in one pass for 15 yards...finished the day with 25 yards on three carries...returned three punts for 61 yards including a long of 41 yards...

2013 SEASON: Finished the season with 40 catches in 13 games and six total touchdowns (four receiving, one rushing and one via punt return)...became the first player in NFL history with a 95-yard punt return for touchdown, 80-yard touchdown reception and 65-yard rushing score in the same season...his 98-yard punt return at Indianapolis is tied for the third longest punt return of all-

Austin earned NFC Special Teams
Player of the Week honors
at Indianapolis (11/10/13)



time in the NFL...marks the second longest punt return in franchise history, behind Robert Bailey's 103-yard return at New Orleans (10/23/94)...named NFC Special Teams Player of the month for November...**at Atlanta (9/15):** Earned his first NFL start...registered his first NFL touchdown on a 6-yard pass from QB Sam Bradford, and added a second touchdown reception on

a 10-yard grab...finished the game with six receptions for 47 yards...**at Indianapolis (11/10):** Notched a 98-yard punt return for a touchdown...his 145 punt return yards were the second-most in a single game history...recorded a second score on a 57-yard reception from QB Kellen Clemens...finished the game with 314 all-purpose yards (145 punt return, 138 receiving, 27 kickoff return and four yards rushing), the second-best single-game performance in team history...first player in NFL history with a 95-plus yard punt-return touchdown and two 55-plus yard receiving touchdowns in the same game...joined Pro Football Hall of Famer Gale Sayers (December 12, 1965) and Randy Moss (November 26, 1998) as the only players age 22 or younger with three 50-plus yard touchdowns in

Austin is the Rams' first
wide receiver chosen in
the first round since Torry
Holt was drafted No. 6 in
the 1999 NFL Draft.



the same game...finished the game with 142 scrimmage yards (138 receiving, four rushing) and 145 punt-return yards, joined by Steve Smith as the only players in NFL history with at least 140 scrimmage yards and 140 punt-return yards in the same game...earned NFC Special Teams Player of the Week and NFL Rookie of the Week honors...**vs. Chicago (11/24):** Rushed 65 yards for a touchdown, the first rushing touchdown of his career...marks the Rams' longest rush since Marshall Faulk had a 70-yard rush (12/23/01)...the third player since 1940 with four 50-plus yard touchdowns in consecutive games, the other two are Jim Brown (Cle) and Gale Sayers (Chi)...marked his fourth consecutive touchdown of 57 yards or more.

COLLEGE: As a senior, named Big 12 Conference co-Special Teams Player of the Year...was the recipient of the Paul Hornung Award, given to the most versatile player in the nation...named a semi-finalist for the Biletnikoff Award (nation's top receiver)...received All-American first-team honors from The NFL Draft Report, American Football Coaches Association and CBS Sports as an all-purpose back, adding second-team honors from CBS Sports and the Walter Camp Foundation as a receiver...added All-Big 12 Conference first-team recognition as a kick returner and all-purpose back from the league's coaches and ESPN, while garnering second-team accolades as a receiver from the Associated Press...became the first Mountaineer to score a touchdown four different ways in one season (catch, rush, kick and punt return)...joined fellow wide-out Stedman Bailey in setting the school season-record with 114 receptions, ranking third nationally with an average of 8.77 grabs per game...led the nation with an average of 223.85 all-purpose yards per game, setting school and Big 12 season-records with a total of 2,910 yards, surpassing the old WVU mark of 2,574 yards by Austin in 2011 and the league record of 2,833 yards by Jeremy Maclin of Missouri in 2008...the only players in NCAA FBS history to gain more all-purpose yards in a season were Barry Sanders of Oklahoma State (3,250 in 1998), Ryan Benjamin of Pacific (2,995 in 1991) and Chris Johnson of East Carolina (2,960 in 2007)...gained at least 100 yards receiving in six contests and generated at least 200 all-purpose yards in seven games...as a junior, earned All-American first-team honors as a return specialist from The NFL Draft Report, CBS Sports and Phil Steele, and added third-team accolades from the Associated Press...All-Big East Conference first-team choice received league Special Teams Player of the Year and West Virginia Offensive Player of the Year recognition, in addition to being selected to the All-Bowl squads named by Yahoo! Sports, CBS Sports and College Football News...returned to slot receiver, starting 11 games, as he set a then-school season-record with 101 receptions for 1,186 yards (11.74 ypc) and eight touchdowns, topping the previous WVU mark of 77 grabs by David Saunders (1998)...his 268 yards gained on 19 punt returns (led the Big East and placed sixth in the FBS with a 14.11-yard average) was the 10th-highest total by a Mountaineer in a season...led the nation with an average of 198.00 all-purpose yards per game, as he touched the ball 172 times for a then school record 2,574 yards, joining Steve Slaton (2,104 in 2006) as the only Mountaineers to register 2,000 all-purpose yards in a season...as a sophomore, earned an All-Big East Conference first-team choice by the league's coaches...started 11 of the 13 games he appeared in at the "H" receiver position, ranking second on the team with 58 receptions for 787 yards (13.57 ypc) and eight touchdowns...rushed 16 times for 161 yards, returned 12 kickoffs for 230 yards (19.17 avg) and was third on the team with 1,178 all-purpose yards...earned the Freshman All-Big East Conference selection started at slot receiver vs. East Carolina, Auburn, Louisville and Pittsburgh while appearing in all 13 games.

PERSONAL: Multidisciplinary studies major at West Virginia and member of the Garrett Ford Academic Honor Roll...son of Cathy Green and the oldest of four children...attended Dunbar (Baltimore, Md.) High School...started at running back, but was often used in the slot and handled return duties...the two-time consensus Maryland Player of the Year and All-State choice closed his career as the state record-holder with 790 points scored, 123 total touchdowns, 9,258 all-purpose yards and 7,962 yards rushing...three-time Baltimore Sun Player of the Year and Digital Sports' All-Metro Offensive Player of the Year...participated in numerous community events, including Taste of the NFL, Hayes for the Holidays and the All-Community Ticket program - Tay-Awesome.

TAVON AUSTIN NFL STATISTICS

REGULAR SEASON

Year	Team	Receiving						Rushing					TD
		G/S	No	Yds	Avg	Lg	TD	Att	Yds	Avg	Lg		
2013	RAMS	13/3	40	418	10.5	81t	4	9	151	16.8	65t	1	
2014	RAMS	15/8	31	242	7.8	28	0	36	224	6.2	19	2	
2015	RAMS	16/14	52	473	9.1	66t	5	52	434	8.3	60	4	
2016	RAMS	15/15	58	509	8.8	43t	3	28	159	6.0	30t	1	
2017	RAMS	11/6	10	42	4.2	13	0	41	188	4.6	27t	1	
TOTALS		70/47	191	1,684	8.8	81t	12	166	1,156	7.0	65t	9	

Year	Team	Punt Returns					Kickoff Returns					TD
		No	Yds	Avg	Lg	TD	Att	Yds	Avg	Lg		
2013	RAMS	33	280	8.5	98t	1	18	398	22.1	32	0	
2014	RAMS	35	391	11.2	78t	1	2	19	9.5	11	0	
2015	RAMS	34	268	7.9	75t	1	3	16	5.3	7	0	
2016	RAMS	44	364	8.3	47	0	1	5	5.0	5	0	
2017	RAMS	12	53	4.4	12	0	1	13	13.0	13	0	
TOTALS		158	1,356	8.6	98t	3	25	451	18.0	32	0	

SINGLE GAME HIGHS

Receptions – 10, vs. New York Giants (10/23/16)
 Yards – 138, at Indianapolis (11/10/13)
 Carries – 8, at Minnesota (11/8/15)
 Rushing yards – 65, vs. Chicago (11/24/13)
 Longest reception– 81, at Indianapolis (11/10/13)
 Touchdowns – 3, at Indianapolis, (11/10/13)

TAVON AUSTIN GAME-BY-GAME STATISTICS

2017 LOS ANGELES RAMS

Game	W/L	G/S	Receiving					Rushing					Returns									
			No	Yds	Avg	Lg	TD	Att	Yds	Avg	Lg	TD	PR	FC	YDS	LG	TD	KR	YDS	AVG	LG	TD
IND 9/10	W	1/0	1	7	7.0	7	0	2	11	5.5	9	0	3	0	15	8	0	1	13	13.0	13	0
WAS 9/17	L	1/1	0	0	0.0	0	0	2	3	1.5	3	0	3	0	18	12	0	0	0	0.0	0	0
@SF 9/21	W	1/1	0	0	0.0	0	0	3	14	4.7	8	0	1	1	0	0	0	0	0.0	0	0	0
@DAL 10/1	W	1/0	1	-2	-2.0	-2	0	6	48	8.0	14	0	3	0	20	7	0	0	0	0.0	0	0
SEA 10/8	L	1/1	3	14	4.7	9	0	6	27	4.5	27t	1	2	0	0	0	0	0	0.0	0	0	0
@JAC 10/15	W	1/0	0	0	0.0	0	0	2	0	0.0	6	0	0	0	0	0	0	0	0.0	0	0	0
ARI 10/22	W	1/1	2	15	7.5	13	0	3	27	9.0	17	0	0	0	0	0	0	0	0.0	0	0	0
@NYG 11/5	W	1/0	0	0	0.0	0	0	6	34	5.7	21	0	0	0	0	0	0	0	0.0	0	0	0
HOU 11/12	W	1/1	0	0	0.0	0	0	5	2	0.4	7	0	0	0	0	0	0	0	0.0	0	0	0
@MIN 11/19	L	1/0	0	0	0.0	0	0	0	0	0.0	0	0	0	0	0	0	0	0	0.0	0	0	0
NO 11/26	W	1/1	3	-1	-0.3	4	0	5	17	3.4	10	0	0	0	0	0	0	0	0.0	0	0	0
@ARI 12/2	0/0	0	0	0	0.0	0	0	0	0	0.0	0	0	0	0	0	0	0	0	0.0	0	0	0
PHI 12/10	0/0	0	0	0	0.0	0	0	0	0	0.0	0	0	0	0	0	0	0	0	0.0	0	0	0
@SEA 12/17	0/0	0	0	0	0.0	0	0	0	0	0.0	0	0	0	0	0	0	0	0	0.0	0	0	0
@TEN 12/24	0/0	0	0	0	0.0	0	0	0	0	0.0	0	0	0	0	0	0	0	0	0.0	0	0	0
SF 12/3	0/0	0	0	0	0.0	0	0	0	0	0.0	0	0	0	0	0	0	0	0	0.0	0	0	0
TOTALS	8-3	11/6	10	42	4.2	13	0	41	188	4.6	27t	1	12	1	53	12	0	1	13	13.0	13	0

2016 LOS ANGELES RAMS

Game	W/L	G/S	Receiving					Rushing					Returns									
			No	Yds	Avg	Lg	TD	Att	Yds	Avg	Lg	TD	PR	FC	YDS	LG	TD	KR	YDS	AVG	LG	TD
@SF 9/12	L	1/1	4	13	3.3	5	0	1	2	2.0	2	0	4	3	38	28	0	0	0	0	0	0
SEA 9/18	W	1/1	5	50	10.0	27	0	2	6	3.0	0	0	3	1	15	15	0	0	0	0	0	0
@TB 9/25	W	1/1	5	82	16.4	43t	1	2	22	11.0	14	0	2	2	12	8	0	1	5	5.0	5	0
@ARI 10/2	W	1/1	2	14	7.0	8	0	1	-6	-6.0	-6	0	1	1	47	47	0	0	0	0	0	0
BUF 10/9	L	1/1	7	59	8.4	31	0	3	26	8.7	9	0	2	0	2	5	0	0	0	0	0	0
@DET 10/16	L	1/1	3	24	8.0	15	0	3	2	0.7	8	0	1	1	2	2	0	0	0	0	0	0
NYG 10/23	L	1/1	10	57	5.7	10t	1	1	10	10.0	10	0	3	1	28	19	0	0	0	0	0	0
CAR 11/6	L	1/1	1	17	17.0	17	0	1	1	1.0	1	0	4	1	40	19	0	0	0	0	0	0
@NYJ 11/13	W	1/1	2	19	9.5	20	0	2	10	5.0	6	0	4	1	38	15	0	0	0	0	0	0
MIA 11/20	L	1/1	1	21	21.0	21	0	2	8	4.0	7	0	4	2	30	12	0	0	0	0	0	0
@NO 11/27	L	1/1	4	45	11.3	24t	1	1	10	10.0	10	0	1	1	8	8	0	0	0	0	0	0
@NE 12/4	L	0/0																				
ATL 12/11	L	1/1	7	62	8.9	17	0	2	27	13.5	23	0	7	0	74	27	0	0	0	0	0	0
@SEA 12/15	L	1/1	3	14	4.7	8	0	2	13	6.5	8	0	0	1	0	0	0	0	0	0	0	0
SF 12/24	L	1/1	2	14	7.0	15	0	3	26	8.7	30t	1	5	1	12	9	0	0	0	0	0	0
ARI 1/1/17	L	1/1	2	18	9.0	10	0	2	2	1.0	3	0	3	0	18	18	0	0	0	0	0	0
TOTALS	4-12	15/15	58	509	8.8	43t	3	28	159	5.7	30t	1	44	16	364	47	0	1	5	5.0	5	0

TAVON AUSTIN GAME-BY-GAME STATISTICS CONTINUED

2015 ST. LOUIS RAMS

Game	W/L	G/S	Receiving					Rushing					Returns										
			No	Yds	Avg	Lg	TD	Att	Yds	Avg	Lg	TD	PR	FC	YDS	LG	TD	KR	YDS	AVG	LG	TD	
SEA 9/13	W	1/1	2	-2	-1.0	7	0	4	17	4.3	16t	1	2	1	85	75t	1	0	0	0.0	0	0	
@WAS 9/20	L	1/1	1	6	6.0	6	0	4	40	10.0	16	0	0	0	0	0	0	0	0.0	0	0		
PIT 9/27	L	1/1	5	38	7.6	12	0	0	0	0.0	0	0	3	1	32	20	0	0	0.0	0	0		
@ARI 10/4	W	1/1	6	96	16.0	47	2	2	20	10.0	12	0	0	0	0	0	0	0	0.0	0	0		
@GB 10/11	L	1/1	2	6	3.0	5	1	3	22	7.3	15	0	2	0	4	6	0	0	0.0	0	0		
CLE 10/25	W	1/1	4	43	10.8	20	0	1	21	21.0	21	0	2	2	15	11	0	0	0.0	0	0		
SF 11/1	W	1/1	4	98	24.5	66t	1	3	21	7.0	13	1	3	1	-0.3	2	0	1	6	6.0	6	0	
@MIN 11/8	L	1/1	4	15	3.8	10	0	8	66	8.3	22	0	4	0	27	12	0	0	0.0	0	0		
CHI 11/15	L	1/1	2	5	2.5	4	0	3	18	6.0	12	0	3	1	16	10	0	0	0.0	0	0		
@BAL 11/22	L	1/1	1	5	5.0	5	0	1	16	16.0	16	0	4	2	2	3	0	0	0.0	0	0		
@CIN 11/29	L	1/1	6	33	5.5	0	0	4	63	15.8	60	1	2	1	9	9	0	0	0.0	0	0		
ARI 12/6	L	1/1	1	24	24.0	24	0	2	14	7.0	12	0	2	1	38	29	0	1	3	3.0	3	0	
DET 12/13	W	1/1	3	19	6.3	14	0	4	40	10.0	20	0	3	1	11	0	0	0	0.0	0	0		
TB 12/17	W	1/1	3	41	13.7	17t	1	4	32	8.0	21t	1	0	0	0	0	0	0	0.0	0	0		
@SEA 12/27	W	1/0	3	16	5.3	16	0	3	12	4.0	8	0	2	1	24	21	0	0	0.0	0	0		
@SF 1/3/16	L	1/0	5	30	6.0	10	0	6	32	5.3	13	0	2	1	6	6	0	0	0.0	0	0		
TOTAL		7-9	16/14	52	473	9.1	66t	5	52	434	8.3	60	4	34	15	268	75t	1	2	9	4.5	6	0

2014 ST. LOUIS RAMS

Game	W/L	G/S	Receiving					Rushing					Returns										
			No	Yds	Avg	Lg	TD	Att	Yds	Avg	Lg	TD	PR	FC	YDS	LG	TD	KR	YDS	AVG	LG	TD	
MIN 9/7	L	1/0	3	34	11.3	28	0	3	5	1.7	5	0	5	0	24	19	0	0	0	0.0	0	0	
@TB 9/14	W	1/0	0	0	0.0	0	0	2	21	10.5	18	0	1	0	-1	-1	0	0	0	0.0	0	0	
DAL 9/21	L										Inactive												
PHI 10/5	L	1/0	2	33	16.5	22	0	0	0	0.0	0	0	2	0	7	4	0	0	0	0.0	0	0	
SF 10/13	L	1/1	4	35	8.8	9	0	3	16	5.3	8	0	2	3	12	12	0	0	0	0.0	0	0	
SEA 10/19	W	1/0	2	9	4.5	5	0	5	16	3.2	8	0	1	2	-1	-1	0	1	8	8.0	8	0	
@KC 10/26	L	1/0	2	12	6.0	9	0	2	7	3.5	4	0	2	1	42	38	0	1	11	11.0	11	0	
@SF 11/2	W	1/1	2	11	5.5	7	0	2	7	3.5	4	0	3	0	26	11	0	0	0	0.0	0	0	
@ARI 11/9	L	1/1	2	20	10.0	17	0	1	10	10.0	10	0	2	4	4	3	0	0	0	0.0	0	0	
DEN 11/16	W	1/1	2	10	5.0	5	0	2	11	5.5	9	0	2	3	13	10	0	0	0	0.0	0	0	
@SD 11/23	L	1/1	3	11	3.7	6	0	3	27	9.0	15	1	2	1	44	38	0	0	0	0.0	0	0	
OK 11/30	W	1/0	2	11	5.5	6	0	2	24	12.0	18t	1	4	2	19	10	0	0	0	0.0	0	0	
@WAS 12/7	W	1/1	2	14	7.0	9	0	5	46	9.2	18	0	4	0	143	78t	1	0	0	0.0	0	0	
ARI 12/11	L	1/1	2	14	7.0	10	0	1	8	8.0	8	0	2	4	-2	2	0	0	0	0.0	0	0	
NYG 12/21	L	1/0	1	15	15.0	15	0	3	25	8.3	19	0	3	0	61	47	0	0	0	0.0	0	0	
@SEA 12/28	L	1/1	2	13	6.5	7	0	2	1	0.5	2	0	0	3	0	0	0	0	0	0.0	0	0	
TOTAL		6-10	15/8	31	242	7.8	28	0	36	224	6.2	19	2	35	23	391	78t	1	2	19	9.5	11	0

2013 ST. LOUIS RAMS

Game	W/L	G/S	Receiving					Rushing					Returns										
			No	Yds	Avg	Lg	TD	Att	Yds	Avg	Lg	TD	PR	FC	YDS	LG	TD	KR	YDS	AVG	LG	TD	
ARI 9/8	W	1/0	6	41	6.8	14	0	1	-1	-1	-1	0	1	1	1	1	0	0	0	0.0	0	0	
@ATL 9/15	L	1/1	6	47	7.8	11	2	2	8	4.0	7	0	4	1	6	5	0	0	0	0.0	0	0	
@DAL 9/22	L	1/1	6	30	5.0	9	0	1	3	3.0	3	0	2	0	16	10	0	0	0	0.0	0	0	
SF 9/26	L	1/0	2	6	3.0	4	0	0	0	0.0	0	0	6	1	19	14	0	0	0	0.0	0	0	
JAC 10/6	W	1/0	3	32	10.7	25	0	0	0	0.0	0	0	4	0	15	11	0	0	0	0.0	0	0	
@HOU 10/13	W	1/0	1	3	3.0	3	0	0	0	0.0	0	0	0	0	0	0	0	0	0	0.0	0	0	
@CAR 10/20	L	1/0	5	39	7.8	24	0	0	0	0.0	0	0	3	0	26	20	0	2	47	23.5	32	0	
SEA 10/28	L	1/0	2	9	4.5	12	0	0	0	0.0	0	0	3	2	7	7	0	3	79	26.3	32	0	
TEN 11/3	L	1/0	0	0	0.0	0	0	1	6	6.0	6	0	3	1	33	25	0	1	25	25.0	25	0	
@IND 11/10	W	1/0	2	138	69.0	81t	2	1	4	4.0	4	0	4	2	145	98t	1	1	27	27.0	27	0	
CHI 11/24	W	1/0	2	39	19.5	32	0	1	65	65.0	65t	1	1	1	1	1.0	0	1	24	24.0	24	0	
@SF 12/1	L	1/1	4	25	6.3	8	0	1	10	10.0	10	0	1	1	10	10	0	4	67	16.8	20	0	
@ARI 12/8	L	1/0	1	9	9.0	9	0	1	56	56.0	56	0	1	1	1	1	0	4	95	23.8	32	0	
NO 12/15	W										Inactive												
TB 12/22	W										Inactive												
@SEA 12/29	L										Inactive												
TOTAL		7-9	13/3	40	418	10.5	81t	4	9	151	16.8	65t	1	33	11	280	98t	1	18	398	21.1	32	0



26 | MARK BARRON

Position:	Linebacker
Ht./Wt.:	6-2/225
Birth Date:	10/27/89
College:	Alabama
Hometown:	Mobile, Ala.
Experience:	6th year (4th Rams)
Acquired:	T(TB)-'14

Career GP/GS (Playoffs): 89/78 (0/0)



TRANSACTIONS: Acquired by the St. Louis Rams via trade in exchange for undisclosed draft picks (10/29/14)...originally selected by the Tampa Bay Buccaneers in the first round of the 2012 draft (7th overall).

PRO: Fifth-year pro...joined the Rams in 2014 and has played in 52 games with 41 starts...posted 623 career tackles (487 solo), including eight sacks...recorded five career interceptions, 37 pass breakups and forced five fumbles...finished second on the team in tackles (147) in 2016 after leading the Rams in 2015 (135)...started all 37 games he played in with the Bucs, totaled 225 tackles, 19 passes defensed, three interceptions, one forced fumble, two fumble recoveries and two sacks during his career in Tampa Bay...started in his NFL debut against Carolina (9/9/12).

2017 SEASON: **Week 12 vs. New Orleans (11/26):** Started at inside linebacker...made six tackles (four solo)...recorded two passes defensed...**Week 11 at Minnesota (11/19):** Started at inside linebacker...registered six tackles (four solo), including one for loss...**Week 10 vs. Houston (11/12):** Started at inside linebacker...tallied seven tackles (five solo)...nabbed his third interception of the season, establishing a new personal best...**Week 9 at New York Giants (11/5):** Started at inside linebacker...collected eight tackles (six solo) and one pass defensed...**Week 7 vs. Arizona (10/22):** Started at inside linebacker...registered two tackles (one solo)...intercepted a pass and added one pass defensed...**Week 6 at Jacksonville (10/16):** Started at inside linebacker...collected a team-leading 14 tackles (nine solo), including one for loss...also had 1.0 sack, one pass defensed and one quarterback hit...**Week 5 vs. Seattle (10/8):** Started at inside linebacker...led the team in tackles with 18 (14 solo) and one pass defensed...**Week 4 at Dallas (10/1):** Started at inside linebacker...notched eight tackles (seven solo)...intercepted a pass and registered one pass defensed...made one solo tackle on special teams...**Week 3 at San Francisco (9/21):** Started at inside linebacker...registered nine tackles (eight solo)...**Week 2 vs. Washington (9/17):** Started at linebacker...recorded 12 tackles (10 solo)...**Week 1 vs. Indianapolis (9/10):** Started at linebacker...made three tackles and had one hit on the quarterback.

2016 SEASON: Started all 16 games, finished second on the team with a career-high 147 tackles...**vs. Seattle (9/18):** Led the team with 13 tackles (10 solo)...**at Tampa Bay (9/25):** Tallied nine tackles (eight solo)...picked off a QB Jameis Winston pass and returned it seven yards...**at Arizona (10/2):** Recorded eight tackles (seven solo)...intercepted QB Drew Stanton to help seal the victory for his second interception in as many weeks, the first time in his career with picks in back-to-back games...**vs. New York Giants (10/23):** Tied for the team lead with 10 tackles (five solo)...notched two passes defensed...**vs. Carolina (11/6):** Led the team with 11 tackles (11 solo)...sacked Panthers QB Cam Newton for a loss of eight yards...also added one special teams tackle...**at New Orleans (11/27):** Led the Rams with a season-high 18 tackles (16 solo)...added one quarterback hurry...recovered a QB Drew Brees fumble in the second quarter.

2015 SEASON: In his first full season with the Rams, he played in 16 games and started 12...finished the season as the team's leading tackler with 135 (107 solo)...also had 1.0 sack, five passes defensed and four forced fumbles...marked the first season that he registered triple digit tackles in his NFL career...**at Seattle (12/27):** Started at safety...caused FB Will Tukuafu to fumble, which was scooped up by LB Akeem Ayers and returned 45 yards for a touchdown...registered three solo tackles...left the game due to concussion protocol in the second quarter and did not return...**vs. Detroit (12/13):** Started at safety...led the team in tackles with 14 (13 solo)...**vs. Arizona (12/6):** Started on defense...led the team in tackles with 10 (nine solo), ..added one pass defensed and one forced fumble...**at Baltimore (11/22):** Saw action on defense and special teams...notched 11 tackles (nine solo)...**vs. Chicago (11/15):** Started on defense...led the team in tackles with 10 (eight solo)...**vs. San Francisco (11/1):** Started on defense...led the team in tackles for the second-consecutive week with 11 (10 solo)...also had one pass defensed...made one special teams tackle...**vs. Cleveland (10/25):** Started at linebacker...notched a career-high 19 tackles (16 solo)...also had two forced fumbles...**at Green Bay (10/11):** Started at linebacker...tipped a pass from Packers QB Aaron Rodgers, which was intercepted by LB James Laurinatis to end Rodgers' streak of 586 consecutive passes at Lambeau without an interception...also notched six tackles (four solo) and three passes defensed...**at Arizona (10/4):** Saw action on defense and special teams...registered five tackles (four solo)...forced a fumble on the opening kickoff, marked his second forced fumble of his career...**vs. Pittsburgh (9/27):** Saw action on defense and special teams...sacked Steelers QB Ben Roethlisberger for a 6-yard loss...marked his fourth sack as a Ram, and his sixth career.

2014 SEASON (ST. LOUIS): Acquired by the St. Louis Rams via trade from the Tampa Bay Buccaneers in exchange for undisclosed draft picks (10/29/14)...posted 23 tackles (16 solo), a single-season high 3.0 sacks, and one pass defensed in nine games as a Ram...**at San Francisco (11/2):** Made his Rams debut...saw action on special teams...notched one special teams tackle...**at Arizona (11/9):** Saw action on defense and on special teams...tallied six tackles (four solo) and recorded his first sack as a Ram...**vs. Oakland (11/30):** Recorded his first start as a Ram at cornerback...recorded four tackles (two solo)...posted one pass defensed...**at Washington (12/7):** Saw action on defense and on special teams...notched three tackles (two solo) and 1.0 sack...

tallied one special teams tackle...**at Seattle (12/28)**: Saw action on defense and on special teams...notched 1.0 sack.

2014 SEASON (TAMPA BAY): Started seven-of-seven games with the Bucs...made 48 tackles (34 solo)...**vs. Baltimore (10/12)**: Posted seven tackles...**at New Orleans (10/5)**: Recorded nine tackles and tied a career-high with two passes defended...**at Pittsburgh (9/28)**: Notched seven tackles...**at Atlanta (9/18)**: Tallied seven tackles and one fumble recovery...**vs. St. Louis (9/14)**: Registered eight tackles and one pass defended...**vs. Carolina (9/7)**: Recorded seven tackles.

2013 SEASON: One of three defensive backs and 22 NFL players with 85-plus tackles, 2-plus interceptions and 2-plus sacks...ranked third on the Bucs with 88 tackles, including three for loss, two sacks, two interceptions, six passes defended and one fumble recovery...his two sacks were the most by a Buccaneers safety since Dexter Jackson recorded 2.5 in 2001...**vs. New Orleans (9/15)**: Recorded a career-high 13 tackles, including one for loss, first career half-sack and a pass defended...**at New England (9/22)**: Led team with 11 tackles and added an interception and half-sack...**at Seattle (11/3)**: Led team with 11 (10 solo) tackles and an interception

COLLEGE: One of four Alabama players to be selected in the first round of the 2012 Draft, tying a school record set in 2011...second safety in Alabama football history to be selected in the first round, joining George Teague (29th overall in 1993)...two-time team captain that started 39-of-53 games played (2008-11), including every game he played in his sophomore, junior and senior seasons...recorded 237 career tackles to go with 12 interceptions, 22 passes defended, 13 tackles for loss, 5.0 sacks, seven quarterback pressures, one forced fumble and one fumble recovery...his 12 interceptions rank tied for the eighth-most in school history...two-time first-team All-American...three-time All-SEC Selection...as a senior, started all 13 games at safety, ranking second on the team with 68 tackles to go with two interceptions, one sack, five tackles for loss and one fumble recovery...led defense that finished ranked first nationally in total defense (183.6 ypg), scoring defense (8.2 ppg), rushing defense (72.2 ypg), pass efficiency defense (83.7) and pass defense (111.5), just the second defense (1986 Oklahoma) to ever accomplish that feat...named Alabama Defensive Player of the Week seven times by coaches...unanimous first-team All-American (AFCA, Associated Press, FWAA, Walter Camp, Sporting News, ESPN.com, SI.com, Rivals.com and Pro Football Weekly)...finalist for both the Jim Thorpe Award (Top Defensive Back) and Chuck Bednarik Award (Top Defensive Player)...started all 12 games he played at safety as a junior, leading the team with 75 tackles, including 54 solo...semifinalist for the Thorpe Award and a quarterfinalist for the Lott Trophy (Defensive IMPACT Player of the Year)...First-team FWAA All-American...First-team All-SEC selection by league coaches and the Associated Press...six-time Alabama Defensive Player of the Week by coaching staff...as a sophomore, started all 14 games of the season at safety, ranking eighth nationally and first in the SEC with seven interceptions and second on the team with 76 tackles...seven interceptions tied for fourth-most in single season in team history...led the SEC – along with teammate Marquis Johnson – and ranked sixth nationally in passes defended with 18...first-team All-SEC selection and a third-team All-American by the Associated Press.

PERSONAL: Attended St. Paul's Episcopal High School (Mobile, Ala.)...SuperPrep and Scout.com regarded him as the eighth-best player in the state of Alabama, as he earned a five-star prospect ranking and was named first-team All-American by Scout.com during his senior campaign...during his senior season, he rushed for 1,094 yards on 122 carries with 15 touchdowns, and closed out his career when he was named the MVP of the 2007 Class 5A state championship game...had 785 yards rushing as a junior on 78 carries and added 368 receiving yards on 23 catches, scoring a total of 12 touchdowns...in addition to playing football, Barron also competed in track and field, where he won multiple Class 5A individual state titles in events ranging from shot put to long jump during the 2008 season...son of Mark Sellers and Michelle Barron...attended the Buccaneers' 2013 Draft Party, presented by Miller Lite, greeting fans and signing autographs...participated in the annual "Chalk Talk with the Buccaneers" chamber of commerce luncheon in September 2012, greeting fans and speaking on the excitement for the 2012 season...in June 2012, visited MacDill Air Force Base to tour a hurricane aircraft, witness a military dog training session, and thank civilian workers and active duty military for their service...along with the 2012 rookie class, visited St. Joseph's Children's Hospital to greet patients recovering from injury and illness...majored in consumer affairs.

MARK BARRON NFL STATISTICS

		REGULAR SEASON														
Year	Team	G/S	Tackles					Interceptions					Fumbles			
			Total	Solo	Asst	Sk	Yds	Int	Yds	Lg	TD	PD	FF	FR	Yds	
2012	Tampa Bay	16/16	89	72	17	0.0	0.0	1	12	12	0	10	1	0	0	
2013	Tampa Bay	14/14	88	70	18	2.0	9.5	2	0	0	0	6	0	1	0	
2014	Tampa Bay	7/7	48	34	14	0.0	0.0	0	0	0	0	3	0	1	8	
2014	RAMS	9/2	23	16	7	3.0	16.0	0	0	0	0	1	0	0	0	
2015	RAMS	16/12	135	107	28	1.0	5.0	0	0	0	0	5	4	0	0	
2016	RAMS	16/16	147	118	29	1.0	8.0	2	8	7	0	8	0	1	0	
2017	RAMS	11/11	93	70	23	1.0	2.0	3	29	4	0	7	0	0	0	
Total		89/78	623	487	136	8.0	40.5	8	63	12	0	40	5	3	8	

ADDITIONAL CAREER STATISTICS: Special Teams Tackles: RAMS 2017 (1), 2016 (3), 2015 (2), 2014 (5), Bucs 2014 (1). Forced one fumble on special teams on kickoff (at Arizona, 10/4/15).

SINGLE GAME HIGHS

Tackles: 19, vs. Cleveland (10/25/15)
 Passes Defended: 3, at Green Bay (10/11/15)
 Interceptions: 1, five times, last at Arizona (10/2/16)
 Sacks: 1.0, many times, last vs. Carolina (11/6/16)

MARK BARRON GAME-BY-GAME STATISTICS

2017 LOS ANGELES RAMS

Game	W/L	P/S	T	S	A	Sk	Yds	Int	Yds	Lg	TD	PD	FF	FR	Yds
IND 9/10	W	1/1	3	2	1	0.0	0.0	0	0	0	0	0	0	0	0
WAS 9/17	L	1/1	12	10	2	0.0	0.0	0	0	0	0	0	0	0	0
@SF 9/21	W	1/1	9	8	1	0.0	0.0	0	0	0	0	0	0	0	0
@DAL 10/1	W	1/1	8	7	1	0.0	0.0	1	4	4	1	0	0	0	0
SEA 10/8	L	1/1	18	14	4	0.0	0.0	0	0	0	1	0	0	0	0
@JAC 10/15	W	1/1	14	9	5	1.0	2.0	0	0	0	1	0	0	0	0
ARI 10/22	W	1/1	2	1	1	0.0	0.0	1	10	0	1	0	0	0	0
@NYG 11/5	W	1/1	8	6	2	0.0	0.0	0	0	0	1	0	0	0	0
HOU 11/12	W	1/1	7	5	2	0.0	0.0	1	15	0	0	0	0	0	0
@MIN 11/19	L	1/1	6	4	2	0.0	0.0	0	0	0	0	0	0	0	0
NO 11/26	W	1/1	6	4	2	0.0	0.0	0	0	0	2	0	0	0	0
@ARI 12/2	0/0	0	0	0	0	0.0	0.0	0	0	0	0	0	0	0	0
PHI 12/10	0/0	0	0	0	0	0.0	0.0	0	0	0	0	0	0	0	0
@SEA 12/17	0/0	0	0	0	0	0.0	0.0	0	0	0	0	0	0	0	0
@TEN 12/24	0/0	0	0	0	0	0.0	0.0	0	0	0	0	0	0	0	0
SF 12/31	0/0	0	0	0	0	0.0	0.0	0	0	0	0	0	0	0	0
TOTALS	8-3	11/11	93	70	23	1.0	2.0	3	29	4	7	0	0	0	0

2016 LOS ANGELES RAMS

Game	W/L	P/S	T	S	A	Sk	Yds	Int	Yds	Lg	TD	PD	FF	FR	Yds
@SF 9/12*	L	1/1	2	2	0	0.0	0	0	0	0	0	2	0	0	0
SEA 9/18	W	1/1	13	10	3	0.0	0	0	0	0	0	0	0	0	0
@TB 9/25	W	1/1	9	8	1	0.0	0	1	7	7	0	2	0	0	0
@ARI 10/2	W	1/1	8	7	1	0.0	0	1	1	1	0	0	0	0	0
BUF 10/9	L	1/1	10	9	1	0.0	0	0	0	0	0	0	0	0	0
@DET 10/16	L	1/1	10	5	5	0.0	0	0	0	0	0	0	0	0	0
NYG 10/23	L	1/1	10	5	5	0.0	0	0	0	0	0	2	0	0	0
CAR 11/6	L	1/1	11	11	0	1.0	8	0	0	0	0	0	0	0	0
@NYJ 11/13	W	1/1	7	5	2	0.0	0	0	0	0	0	0	0	0	0
MIA 11/20	L	1/1	12	11	1	0.0	0	0	0	0	0	1	0	0	0
@NO 11/27	L	1/1	18	16	2	0.0	0	0	0	0	0	0	0	1	0
@NE 12/4	L	1/1	7	5	2	0.0	0	0	0	0	0	0	0	0	0
ATL 12/11	L	1/1	7	6	1	0.0	0	0	0	0	0	0	0	0	0
@SEA 12/15	L	1/1	10	9	1	0.0	0	0	0	0	0	0	0	0	0
SF 12/24	L	1/1	5	4	1	0.0	0	0	0	0	0	0	0	0	0
ARI 1/1/17	L	1/1	8	5	3	0.0	0	0	0	0	0	1	0	0	0
TOTAL	4-12	16/16	147	118	29	1.0	8	2	8	7	0	8	0	1	0

2015 ST. LOUIS RAMS

Game	W/L	P/S	T	S	A	Sk	Yds	Int	Yds	Lg	TD	PD	FF	FR	Yds
SEA 9/13	W	1/0	5	3	2	0.0	0	0	0	0	0	0	0	0	0
@WASH 9/20	L	1/0	6	5	1	0.0	0	0	0	0	0	0	0	0	0
PIT 9/27	L	1/0	3	3	0	1.0	5.0	0	0	0	0	0	0	0	0
@ARI 10/4	W	1/0	5	4	1	0.0	0	0	0	0	0	0	0	0	0
@GB 10/11	L	1/1	6	4	2	0.0	0	0	0	0	3	0	0	0	0
CLEV 10/25	W	1/1	19	16	3	0.0	0	0	0	0	0	2	0	0	0
SF 11/1	W	1/1	11	10	1	0.0	0	0	0	0	1	0	0	0	0
@MINN 11/8	L	1/1	8	7	1	0.0	0	0	0	0	0	0	0	0	0
CHI 11/15	L	1/1	10	8	2	0.0	0	0	0	0	0	0	0	0	0
@BAL 11/22	L	1/1	11	9	2	0.0	0	0	0	0	0	0	0	0	0
@CIN 11/29	L	1/1	11	4	7	0.0	0	0	0	0	0	0	0	0	0
ARI 12/6	L	1/1	10	9	1	0.0	0	0	0	0	1	1	0	0	0
DET 12/13	W	1/1	14	13	1	0.0	0	0	0	0	0	0	0	0	0
TB 12/17	W	1/1	8	6	2	0.0	0	0	0	0	0	0	0	0	0
@SEA 12/27	W	1/1	3	3	0	0.0	0	0	0	0	0	1	0	0	0
@SF 1/3/16	L	1/1	5	3	2	0.0	0	0	0	0	0	0	0	0	0
TOTAL	7-9	16/12	135	107	28	1.0	5.0	0	0	0	5	4	0	0	0

2014 ST. LOUIS RAMS

Game	W/L	P/S	T	S	A	Sk	Yds	Int	Yds	Lg	TD	PD	FF	FR	Yds
MIN 9/7															
@TB 9/14															
DAL 9/21															
PHI 10/5															
SF 10/13															
SEA 10/19															
@KC 10/26															
@SF 11/2	W	1/0	0	0	0	0.0	0	0	0	0	0	0	0	0	0
@ARI 11/9	L	1/0	6	4	2	1.0	7	0	0	0	0	0	0	0	0
DEN 11/16	W	1/0	1	1	0	0.0	0	0	0	0	0	0	0	0	0
@SD 11/23	L	1/0	2	1	1	0.0	0	0	0	0	0	0	0	0	0
OAK 11/30	W	1/1	4	2	2	0.0	0	0	0	0	1	0	0	0	0
@WAS 12/7	W	1/0	3	2	1	1.0	7	0	0	0	0	0	0	0	0
ARI 12/11	L	1/0	2	1	1	0.0	0	0	0	0	0	0	0	0	0
NYG 12/21	L	1/1	5	5	0	0.0	0	0	0	0	0	0	0	0	0
@SEA 12/28	L	1/0	0	0	0	0.0	2	0	0	0	0	0	0	0	0
TOTAL	4-5	9/2	23	16	7	3.0	16	0	0	0	0	1	0	0	0

2013 TAMPA BAY BUCCANEERS

Game	W/L	P/S	T	S	A	Sk	Yds	Int	Yds	Lg	TD	PD	FF	FR	Yds
@NYJ 9/8	L	1/1	4	3	1	0.0	0	0	0	0	0	0	0	0	0
NO 9/15	L	1/1	13	10	3	0.5	4	0	0	0	1	0	0	0	0
@NE 9/22	L	1/1	11	8	3	0.5	4.5	1	0	0	1	0	0	0	0
ARI 9/26	L	1/1	2	1	1	0.0	0	0	0	0	0	0	0	0	0
PHI 10/13	L	1/1	5	4	1	0.0	0	0	0	0	0	0	0	0	0
@ATL 10/20	L	1/1	2	1	1	0.0	0	0	0	0	0	0	0	0	0
CAR 10/24	L	1/1	7	6	1	0.0	0	0	0	0	0	0	0	0	0
@SEA 11/3	L	1/1	11	10	1	0.0	0	1	0	0	2	0	0	0	0
MIA 11/11	W	1/1	5	5	0	0.0	0	0	0	0	0	0	0	0	0
ATL 11/17	W	1/1	5	5	0	0.0	0	0	0	0	1	0	1	0	0
@DET 11/24	W	1/1	7	6	1	0.0	0	0	0	0	0	0	0	0	0
@CAR 12/1	L	1/1	10	5	5	0.0	0	0	0	0	0	0	0	0	0
BUF 12/8	W	1/1	4	4	0	1.0	1	0	0	0	0	0	0	0	0
SF 12/15	L	1/1	2	2	0	0.0	0	0	0	0	1	0	0	0	0
@STL 12/22						Inactive									
@NO 12/29						Inactive									
TOTAL	4-12	14/14	88	70	18	2.0	9.5	2	0	0	6	0	1	0	0

2014 TAMPA BAY BUCCANEERS

Game	W/L	P/S	T	S	A	Sk	Yds	Int	Yds	Lg	TD	PD	FF	FR	Yds
CAR 9/7	L	1/1	7	5	2	0.0	0	0	0	0	0	0	0	0	0
STL 9/14	L	1/1	8	6	2	0.0	0	0	0	0	0	1	0	0	0
@ATL 9/18	L	1/1	7	6	1	0.0	0	0	0	0	0	0	0	1	8
@PIT 9/28	W	1/1	7	5	2	0.0	0	0	0	0	0	0	0	0	0
@NO 10/5	L	1/1	9	6	3	0.0	0	0	0	0	0	2	0	0	0
BAL 10/12	L	1/1	7	4	3	0.0	0	0	0	0	0	0	0	0	0
MIN 10/26	L	1/1	3	2	1	0.0	0	0	0	0	0	0	0	0	0
TOTAL	1-6	7/7	48	34	14	0.0	0	0	0	0	0	3	0	1	8

2012 TAMPA BAY BUCCANEERS

Game	W/L	P/S	T	S	A	Sk	Yds	Int	Yds	Lg	TD	PD	FF	FR	Yds
CAR 9/9	W	1/1	3	3	0	0.0	0	0	0	0	2	0	0	0	0
@NYG 9/14	L	1/1	10	6	4	0.0	0	0	0	0	0	2	0	0	0
@DAL 9/23	L	1/1	6	6	0	0.0	0	0	0	0	0	1	0	0	0
WAS 10/30	L	1/1	8	7	1	0.0	0	0	0	0	0	0	1	0	0
KC 10/14	W	1/1	8	6	2	0.0	0	1	12	12	0	1	0	0	0
NO 10/21	L	1/1	7	6	1	0.0	0	0	0	0	0	1	0	0	0
@MIN 10/25	W	1/1	2	1	1	0.0									



98 | CONNOR BARWIN

Position:	Outside Linebacker
Ht./Wt.:	6-4/255
Birth Date:	10/15/86
College:	Cincinnati
Hometown:	Southfield, Mich.
Experience:	9th year (1st Rams)
Acquired:	FA-2017

Career GP/GS (Playoffs): 124/107 (5/5)



TRANSACTIONS: Signed with the Los Angeles Rams as a free agent (3/16/17)...released from Philadelphia (3/9/17)...signed as an unrestricted free agent with Philadelphia (3/14/13)...signed with the Eagles as an unrestricted free agent (3/14/13), declared a free agent in Houston (3/12/13)...signed with the Texans (7/31/09)...selected in the second round of the 2009 NFL Draft by the Houston Texans (46th overall) on 4/25/09.

PRO: Nine-year vet has started in 107-of-124 games, including five postseason match-ups...collected 447 tackles (277 solo), 54.5 sacks, and one interception...tallied 42 career passes defended, including six forced fumbles, while recovering four...spent his first four seasons as a member of the Houston Texans, after spending his last four years in Philadelphia...collected 20 post-season tackles (13 solo) and two passes defended...selected to the 2015 NFL Pro Bowl as an outside linebacker as a member of the Eagles defense.

2017 SEASON: Week 12 vs. New Orleans (11/26): Started at outside linebacker...credited with one assisted tackle and one hit on the quarterback...left the game in the first half with an arm injury and did not return...**Week 11 at Minnesota (11/19):** Started at outside linebacker...recorded two assisted tackles...**Week 10 vs. Houston (11/12):** Started at outside linebacker...made five tackles (two solo) and had two hits on the quarterback...**Week 9 at New York Giants (11/5):** Started at outside linebacker...registered two solo tackles...added one sack and one quarterback hit...recovered an Eli Manning fumble that was forced by Aaron Donald...**Week 7 vs. Arizona (10/22):** Started at outside linebacker...**Week 6 at Jacksonville (10/16):** Started at outside linebacker...recorded six tackles (two solo), including one for loss...also had 1.0 sack and one hit on the quarterback...**Week 5 vs. Seattle (10/8):** Started at outside linebacker...notched two tackles (one solo)...**Week 4 at Dallas (10/1):** Started at outside linebacker...tallied one sack and two tackles (one solo)...**Week 3 at San Francisco (9/21):** Started at outside linebacker...registered six tackles (three solo), one tackle for loss, one sack and one quarterback hit...**Week 2 vs. Washington (9/17):** Started at outside linebacker...made seven tackles (five solo)...**Week 1 vs. Indianapolis (9/10):** Started at outside linebacker...registered one assisted tackle.

2016 SEASON: Saw action in every game as a member of the Eagles defense...registered 34 tackles (20 solo), including 5.0 sacks, six tackles for loss, and forced one fumble...**vs. Cleveland (9/11):** Sacked Browns QB Robert Griffin III in the season opener...**vs. Minnesota (10/23):** Sacked QB Sam Bradford forcing him to fumble, which was recovered by the Eagles...**at Dallas (10/30):** Dropped QB Dak Prescott for a 10-yard loss.

2015 SEASON: Started all 16 regular season games at defensive end...**vs. Dallas (9/20):** Notched six tackles (four solo), including 1.0 sack on QB Tony Romo...**at New York Jets (9/27):** Recorded six tackles (four solo)...sacked QB Ryan Fitzpatrick once...**at New England (12/6):** Posted 2.0 sacks on QB Tom Brady, including four quarterback pressures...**at New York Giants (1/3/16):** Sacked and forced a fumble on QB Eli Manning that was returned 83 yards for a touchdown.

2014 SEASON: Started 16 games of the regular season...selected to his first Pro Bowl as a linebacker...also earned second-team All-Pro honors...led the NFC and ranked fourth in the NFL with a career-high 14.5 sacks, the most ever by an Eagle linebacker...earned NFC Defensive Player of the Month honors in November with 6.5 sacks and 24 tackles...**at San Francisco (9/28):** Racked up seven tackles (five solo), including two split sacks on QB Colin Kaepernick...**vs. St. Louis Rams (10/5):** Posted two sacks on QB Austin Davis...**vs. New York Giants (10/12):** Notched 3.0 sacks of QB Eli Manning and forced one fumble...**at Houston (11/2):** Recorded a sack on Texans QB Ryan Fitzpatrick, along with two pass break-ups...**vs. Carolina (11/10):** Tallied 3.5 sacks on QB Cam Newton, the second best single-game total ever by an Eagles linebacker...**vs. Tennessee (11/23):** Posted his fourth two-plus sack game of the year, with 2.0 sacks on QB Zach Mettenberger...**vs. Seattle (12/7):** Equaled his career-high in tackles with 12 total, including a sack on QB Russell Wilson.

2013 SEASON: Started 15-of-16 regular season games, including two postseason match-ups...finished the year ranked second on the team in sacks (5.0), tackles-for-loss (nine), and third in pass deflections (10)...according to Pro Football Focus, led all NFL 3-4 outside linebackers with seven batted passes...recorded a career-best 82 tackles...**vs. San Diego (9/15):** Recorded seven tackles (six solo), including a sack on QB Philip Rivers...**vs. Kansas City (9/19):** Notched a sack in back-to-back games, after bringing down QB Alex Smith once...**at Tampa Bay (10/13):** Recorded one sack on QB Mike Glennon...**at Oakland (11/3):** Snagged his first career interception as he picked off QB Terrelle Pryor in the fourth quarter...**vs. Washington (11/17):** Garnered a career-high 12 tackles...made a game-changing play as he sacked and forced a fumble on QB Robert Griffin III as Washington was deep in Eagles territory...**vs. Detroit (12/8):** Recovered a fumble of RB Joique Bell on the Eagles 20-yard line, thwarting a Lions drive.

2012 SEASON: Finished his Houston career fourth in Texans history with 19.0 sacks, including 11.5 in 2011...**at Denver (9/23):** Tallied four tackles (two solo), and recovered a fumble to seal a victory...**vs. Baltimore (10/21):** Registered his first sack of

the season and his first safety when he brought down QB Joe Flacco in the end zone in the first quarter...**vs. Buffalo (12/8)**: Recorded six tackles (three solo), including a sack on QB Ryan Fitzpatrick...**vs. Indianapolis (12/16)**: Notched five tackles (three solo) and one pass defended, while sacking QB Andrew Luck one time.

2011 SEASON: Started all 16 games for the first time in his career...tied for third in the AFC with a team-best 11.5 sacks...became the second Texan to record double-digit sacks in a season...received AFC Player of the Month honors in November after recording 6.5 sacks over three games in the month...named to the 2011 *USA Today* All-Joe team, after posting a career-high 11.5 sacks during his first year as an outside linebacker...**vs. Pittsburgh (10/2)**: Sacked QB Ben Roethlisberger for a five-yard loss and knocked down a fourth-down pass, in addition to his four tackles (three solo)...**at Tampa Bay (11/13)**: Notched three tackles, including 1.5 sacks of QB Josh Freeman...**at Jacksonville (11/27)**: Registered a franchise-best four sacks of quarterbacks Blaine Gabbert and Luke McCown...**at Cincinnati (12/11)**: Recorded a sack-fumble on QB Andy Dalton, that led to a touchdown and started a second-half comeback to clinch the AFC South title...**vs. Carolina (12/18)**: Had three tackles (two solo), including one sack on QB Cam Newton.

2010 SEASON: Dislocated his ankle in the season opener (9/12/10), and was placed on injured reserve (9/15/10).

2009 SEASON: Appeared in all 16 games as a rookie and finished the season with 18 tackles (13 solo), 4.5 sacks, four passes defenses, and a fumble recovery...led all rookie defensive ends with 4.5 sacks...**vs. New York Jets (9/13)**: Made his NFL debut and recorded his first tackle...**at Cincinnati (10/8)**: Sacked QB Carson Palmer for a nine-yard loss for his first career sack...**at Jacksonville (12/6)**: Registered a half-sack on QB David Garrard...**at St. Louis Rams (12/20)**: Notched a crucial sack of QB Keith Null for an 11-yard loss to end the Rams' fourth-quarter drive...**at New England (1/3/10)**: Recorded three solo tackles, including a sack on QB Brian Hoyer.

COLLEGE: In 51 games, started 16 contests at Cincinnati (14 at defensive end, one at tight end and one at halfback)...shifted to the defensive line as a senior and produced 66 tackles with 12.0 sacks, 18 tackles for loss and a league-high 20 quarterback pressures...earned first-team All-American and All-Big East Conference honors as a senior after collecting 12.0 sacks, which ranked third in the school's single-season annals...blocked five career kicks, recovered three fumbles and deflected eight passes during his career...finished his career with 53 receptions for 692 yards and six touchdowns and had three career punt returns for 38 yards...walked on to the Bearcat basketball team and saw action in 39 games over two seasons with the team.

PERSONAL: First-team all-state selection as a high school senior, and also earned all-league, all-Catholic, and all-district honors...received team's offensive and defensive MVP honors as a senior...was inducted into the University of Detroit Jesuit High School's inaugural Hall of Fame class in 2014...son of Tom Barwin and Margaret Bailey...has three older brothers: Sean, Joe, and Patrick.

CONNOR BARWIN NFL STATISTICS

REGULAR SEASON

Year	Team	G/S	Tackles		Interceptions			Fumbles			TD	PD	FF	FR	Yds
			Total	Solo	Asst	Sk	Yds	Int	Yds	Lg					
2009	Houston	16/0	18	13	5	4.5	43.0	0	0	0	0	4	0	1	0
2010	Houston	1/0	0	0	0	0.0	0.0	0	0	0	0	0	0	0	0
2011	Houston	16/16	47	34	13	11.5	78.5	0	0	0	0	7	1	0	0
2012	Houston	16/16	65	39	26	3.0	15.0	0	0	0	0	5	0	1	0
2013	Philadelphia	16/16	82	51	31	5.0	30.0	1	-2	-2	0	10	1	1	0
2014	Philadelphia	16/16	83	52	31	14.5	104.0	0	0	0	0	6	2	0	0
2015	Philadelphia	16/16	79	47	32	7.0	39.0	0	0	0	0	8	1	0	0
2016	Philadelphia	16/16	41	25	16	5.0	52.0	0	0	0	1	2	1	0	0
2017	RAMS	11/11	34	16	18	4.0	27.0	0	0	0	0	0	0	1	0
Total		124/107	449	277	172	54.5	388.5	1	-2	-2	0	42	6	4	0

POSTSEASON SEASON

Year	Team	G/S	Tackles		Interceptions			Fumbles			TD	PD	FF	FR	Yds
			Total	Solo	Asst	Sk	Yds	Int	Yds	Lg					
2011	Houston	2/2	5	5	0	0.0	0	0	0	0	0	0	0	0	0
2012	Houston	2/2	9	5	4	0.0	0	0	0	0	0	1	0	0	0
2013	Philadelphia	1/1	6	3	3	0.0	0	0	0	0	0	1	0	0	0
Total		5/5	20	13	7	0.0	0	0	0	0	0	2	0	0	0

SINGLE GAME HIGHS

Total Tackles – 12, twice, last vs. Seattle (12/7/14)
 Solo Tackles – 7, at Jacksonville (11/27/11)
 Sacks - 4.0, at Jacksonville (11/27/11)
 Forced Fumbles - 1, six times, last vs. Minnesota (10/23/16)
 Fumble Recoverys - 1, four times, last vs. Detroit (12/8/13)

CONNOR BARWIN GAME-BY-GAME STATISTICS CONTINUED

2009 HOUSTON TEXANS															
Game	W/L	P/S	T	S	A	Sk	Yds	Int	Yds	Lg	TD	PD	FF	FR	Yds
NYJ 9/13	L	1/0	1	1	0	0.0	0	0	0	0	0	0	0	0	0
@TEN 9/20	W	1/0	0	0	0	0.0	0	0	0	0	0	0	0	0	0
JAC 9/27	L	1/0	1	0	1	0.0	0	0	0	0	0	0	0	0	0
OAK 10/4	W	1/0	1	0	1	0.0	0	0	0	0	0	1	0	0	0
@ARI 10/11	L	1/0	1	1	0	0.0	0	0	0	0	0	1	0	0	0
@CIN 10/18	W	1/0	2	2	0	1.0	9	0	0	0	0	0	0	0	0
SF 10/25	W	1/0	1	1	0	0.0	0	0	0	0	0	0	0	0	0
@BUF 11/1	W	1/0	1	0	1	0.0	0	0	0	0	0	0	0	0	0
@IND 11/8	L	1/0	1	1	0	0.0	0	0	0	0	0	0	0	0	0
TEN 11/23	L	1/0	0	0	0	0.0	0	0	0	0	0	0	0	0	0
IND 11/29	L	1/0	2	1	1	1.0	8	0	0	0	0	0	0	0	0
@JAC 12/6	L	1/0	1	0	1	0.5	5	0	0	0	0	0	0	0	0
SEA 12/13	W	1/0	2	2	0	0.0	0	0	0	0	0	1	0	0	0
@STL 12/20	W	1/0	1	1	0	1.0	11	0	0	0	0	1	0	0	0
@MIA 12/27	W	1/0	0	0	0	0.0	0	0	0	0	0	0	0	0	0
NE 1/3/10	W	1/0	3	3	0	1.0	10	0	0	0	0	0	0	0	0
TOTAL	9-7	16/0	18	13	5	4.5	43	0	0	0	0	4	0	0	0



66 | AUSTIN BLYTHE

Position:	Center
Ht./Wt.:	6-3/300
Birth Date:	6/16/92
College:	Iowa
Hometown:	Williamsburg, Iowa
Experience:	2nd year (1st Rams)
Acquired:	W(IND)-'17

Career GP/GS (Playoffs): 18/1 (0/0)



TRANSACTIONS: Claimed by the Rams off waivers (5/16/17)...waived by the Colts (5/15/17)...drafted by the Indianapolis Colts in the seventh round (No. 248 overall) in the 2016 NFL Draft.

2017 SEASON: **Week 12 vs. New Orleans (11/26):** Saw action on special teams...**Week 11 at Minnesota (11/19):** Did not play..**Week 10 vs. Houston (11/12):** Saw action at guard and on special teams...entered the game at guard after Rodger Saffold sustained an injury..**Week 9 at New York Giants (11/5):** Saw action at center and on special teams...**Week 7 vs. Arizona (10/22):** Saw action at center and on special teams...entered game at center after John Sullivan sustained an injury..**Week 6 at Jacksonville (10/16):** Saw action on special teams...**Week 5 vs. Seattle (10/8):** Played on special teams...**Week 4 at Dallas (10/1):** Saw action on special teams...**Week 3 at San Francisco (9/21):** Entered game at center after John Sullivan sustained an injury...played 36 snaps at center and aided a line that helped produce 126 yards rushing on 32 carries (3.9 avg.)...**Week 2 vs. Washington (9/17):** Saw action on special teams...**Week 1 vs. Indianapolis (9/10):** Saw action on offense and special teams.

2016 SEASON: Competed in eight games and made one start at right tackle...saw action in his first career NFL game as an eligible lineman and on special teams in a Week 3 win against San Diego (9/25)...first career start at right guard in a Week 4 contest against Jacksonville...participated on special teams Weeks 5-9 and Week 15.

COLLEGE: Saw action in 52 games with 51 starts as a four-year starter for Iowa...helped bolster a Hawkeye offensive line that allowed the team to start the 2015 campaign 12-0 and earn a spot in the Big Ten Championship and Rose Bowl games...started all 14 games in 2015 and named a team captain...an All-American third-team selection by Associated Press...in 2014, started all 13 games including six games at C, one at RG, and the final six at LG...started all 13 games at C in 2013 and helped the Hawkeyes to an 8-4 record and an Outback Bowl appearance as a redshirt sophomore...played in 10 games earning nine starts at right guard as a redshirt freshman in 2012...redshirted as a true freshman in 2011.

PERSONAL: Attended Williamsburg (Iowa) High School where he was a senior captain, two-time first team all-state selection, three-time first team all-district and All-America honorable mention...a member of the high school wrestling team where he earned three consecutive state heavyweight wrestling titles and placed second as a freshman...holds the state record with 143 career pins...studied communications at Iowa.

BLYTHE'S Games Played Stats: RAMS 2017 (10/0), 2016 (8/1). **TOTALS: (18/1).**



90 | MICHAEL BROCKERS

Position:	Defensive Tackle
Ht./Wt.:	6-5/302
Birth Date:	12/21/90
College:	LSU
Hometown:	Houston, Texas
Experience:	6th year (6th Rams)
Acquired:	D1-2012 (14th)

Career GP/GS (Playoffs): 86/85 (0/0)



TRANSACTIONS: Selected by the Rams in the first round (14th overall) of the 2012 NFL Draft (4/26/12).

PRO : Fifth-year pro has played in 86 career games with 85 starts...recorded 395 career tackles (214 solo), with 16.5 sacks...after his first five seasons his 14.5 sacks was the third-best amongst defensive linemen in the first round of the 2012 draft...named to the Pro Football Writers of American/Pro Football Weekly All-Rookie team in 2012.

2017 SEASON: Week 12 vs. New Orleans (11/26): Started at defensive tackle...registered four tackles (two solo)...**Week 11 at Minnesota (11/19):** Started at defensive tackle...collected four tackles (two solo)...**Week 10 vs. Houston (11/12):** Started at defensive tackle...registered four tackles (two solo), including one for loss...added 1.0 sack, a pass defensed and a hit on the quarterback...**Week 9 at New York Giants (11/5):** Started at defensive tackle...collected five tackles (four solo)...**Week 7 vs. Arizona (10/22):** Started at defensive tackle...recorded five tackles (three solo)... **Week 6 at Jacksonville (10/16):** Started at defensive tackle...collected five tackles (four solo), including one for loss...also had 1.0 sack and one hit of the quarterback...**Week 5 vs. Seattle (10/8):** Started at defensive tackle...registered four tackles (two solo)...**Week 4 at Dallas (10/1):** Started at defensive tackle...recorded five tackles (three solo), including one for loss...tallied one sack, two quarterback hits and two passes defensed...**Week 3 at San Francisco (9/21):** Started at nose tackle...tallied six solo tackles, including two for a loss...**Week 2 vs. Washington (9/17):** Started at nose tackle...registered four solo tackles, including one for loss...**Week 1 vs. Indianapolis (9/10):** Started at nose tackle...led the team in tackles with six (three solo), including one tackle for loss...also notched one hit on the quarterback.

2016 SEASON: Started all 14 games he played, finished third among Rams defensive linemen with 58 tackles...**at San Francisco (9/12):** Recorded seven total tackles (two solo)...**at New Orleans (11/27):** Led the defensive line with six tackles (four solo)...also added two quarterback hits.

2015 SEASON: Started 16 games at defensive tackle...tallied 74 tackles (44 solo), 3.0 sacks, 18 quarterback pressures and six quarterback hits on the season...**vs. Detroit (12/13):** Sacked QB Matt Stafford for an 8-yard loss...marked his third sack of the season and 14.5 career...also credited with two assisted tackles, two quarterback pressures and one hit on the quarterback...**vs. San Francisco (11/1):** Sacked 49ers QB Colin Kaepernick for a 3-yard loss, his second sack of the season...registered six tackles (four solo)...**Week 7 vs. Cleveland (10/25):** Recorded four tackles (three solo)...**at Green Bay (10/11):** Sacked Packers QB Aaron Rodgers for a 3-yard loss...also made five tackles (three solo)...**at Washington (9/20):** Recorded nine tackles (six solo)...**vs. Seattle (9/13):** Established a new career-high in tackles with 13, good for the team lead in tackles.

2014 SEASON: Started 16 games...finished the season with 73 tackles (31 solo), two sacks and 14 quarterback pressures...**at San Francisco (11/2):** Tallied five tackles (four solo) and 1.0 sack, his first of the season...**at San Diego (11/23):** Tallied five tackles (two solo) and 1.0 sack...**at Seattle (12/28):** Posted a season-high 10 tackles (three solo).

2013 SEASON: Started 16 games at right defensive tackle...led all Rams defensive linemen with 75 tackles...finished with a career-high 5.5 sacks on the year...**vs. San Francisco (9/26):** Split a sack with DE Chris Long...made three tackles (two solo)...**vs. Jacksonville (10/6):** Sacked Jaguars QB Blaine Gabbert for a 4-yard loss...marked his first sack of the season...tallied four tackles (two solo)...also caused one fumble...**at Houston (10/13):** Recorded two sacks on Texans QB Matt Schaub...marks second consecutive game with a sack, pushes his season total to 3.5 and career to 7.5...added seven solo tackles, including three for loss...**vs. Seattle (10/28):** Tallied six tackles (one solo)...part of a defensive line that helped limit the Seahawks to just 44 rushing yards...**vs. Chicago (11/24):** Recorded two tackles (one solo)...also caused one fumble and had two quarterback pressures...**at San Francisco (12/1):** Sacked 49ers QB Colin Kaepernick...added a second sack on Kaepernick to give him four career multiple sack games...added seven tackles (two solo)...**vs. New Orleans (12/15):** Batted down a Saints K Garrett Hartley 36-yard field goal attempt...also recorded six tackles (four solo) and one hit on the quarterback...**at Seattle (12/29):** Posted a season-high 10 tackles (eight solo), including two for loss.

2012 SEASON: Named to Pro Football Weekly's All-Rookie Team...led all Rams defensive linemen in tackles (63) despite missing three games...also had 4.0 sacks and 13 quarterback pressures during rookie season...**vs. Seattle (9/30):** Saw his first NFL action, starting at right defensive tackle...recorded two assisted tackles...**vs. Green Bay (10/21):** Started at right defensive tackle...sacked Packers' QB Aaron Rodgers for a loss of four yards, his first career sack...notched a season-high seven tackles (four solo)...**vs. New England (10/28):** Saw action on defense...tallied two assisted tackles, a pass defensed and three quarterback pressures...**at San Francisco (11/11):** Started at right defensive tackle...split a sack on 49ers QB Alex Smith with DE Robert Quinn for a two-yard loss...notched a solo sack on Smith to give him 1.5 on the day and 2.5 on the season...also made five tackles (three solo), one quarterback pressure and one hit on the quarterback...**vs. San Francisco (12/2):** Started at right

defensive tackle...notched a season-high among Rams defensive linemen in tackles with 11 (five solo), including one for loss... **at Buffalo (12/9)**: Started at right defensive tackle... split a sack on Buffalo QB Ryan Fitzpatrick on the first drive of the game... tallied a solo sack for a loss of six yards to push his season total to 4.0...forced a RB Fred Jackson fumble, which was recovered by LB James Laurinaitis and returned four yards...marks the first forced fumble of his career...also made six tackles (five solo), including one for loss...added two quarterback pressures and and two quarterback hits...**vs. Minnesota (12/16)**: Started at right defensive tackle...recorded seven tackles (two solo)...**at Tampa Bay (12/23)**: Started at right defensive tackle...tallied five tackles (one solo)...also tipped one pass that was intercepted by DE Eugene Sims.

COLLEGE: Earned Associated Press second-team All-Southeastern Conference honors...in two seasons at Louisiana State, Brockers appeared in 27 games, starting 15 contests at left defensive tackle...credited with 79 tackles (34 solo), two sacks (16 yards), 11 stops for loss (33 yards) and five quarterback pressures...caused two fumbles, blocked one kick, intercepted one pass and deflected three others.

PERSONAL: Attended Chavez High School in Houston, Texas, playing football for Lobos head coach Mike Jackson...a dominating defensive end that was considered among the top prospects in the state of Texas for the Class of 2009...was rated the 10th defensive end in the country and 23rd prospect in the state of Texas by Rivals.com...Scout.com regarded him as the nation's 16th defensive end, with both recruiting services giving him a four-star rating...added Super Prep All-American honors while leading the Lobos to the first round of the Texas Class 5A state playoffs in 2008, as he also earned first-team All-Region and All-State honors as a senior...had previously established himself as one of the state's up-and-coming defenders after finishing his junior season with 59 tackles and 10 sacks in 2007...blocked one punt and one field goal...general studies major...one of five children of Tiffany Brockers...born Michael Seth Brockers in Houston, Texas...participated in numerous community events, including the Make-A-Wish Celebrity Server dinner, Motion for Kids Holiday Party Chair, Defensive Line Paintball Tournament to benefit St. Patrick Center and the All-Community Team Ticket program - Brockers' Show Stoppers...he is married to Faith and they have two kids: Makaela and Makhi.

MICHAEL BROCKERS NFL STATISTICS

REGULAR SEASON																
Year	Team	Tackles					Interceptions					Fumbles				
		G/S	Total	Solo	Asst	Sk	Yds	Int	Yds	Lg	TD	PD	FF	FR	Yds	
2012	RAMS	13/12	63	31	32	4.0	18.5	0	0	0	0	2	1	0	0	
2013	RAMS	16/16	75	40	35	5.5	24.0	0	0	0	0	2	0	0		
2014	RAMS	16/16	73	31	42	2.0	8.0	0	0	0	0	0	1	0		
2015	RAMS	16/16	74	44	30	3.0	14.0	0	0	0	0	0	0	0		
2016	RAMS	14/14	58	33	25	0.0	0.0	0	0	0	1	3	1	0		
2017	RAMS	11/11	52	35	17	3.0	19.0	0	0	0	0	3	0	0		
Total		86/85	395	214	181	17.5	83.5	0	0	0	0	8	4	1	0	

SINGLE GAME HIGHS
 Total Tackles – 13, vs. Seattle (9/13/15)
 Solo Tackles – 9, at Washington (9/20/15)
 Sacks –2.0, two times, last at San Francisco (12/1/13)

MICHAEL BROCKERS GAME-BY-GAME STATISTICS

2017 LOS ANGELES RAMS																
Game	W/L	P/S	T	S	A	Sk	Yds	Int	Yds	Lg	TD	PD	FF	FR	Yds	
IND 9/10	W	1/1	6	3	3	0.0	0.0	0	0	0	0	0	0	0	0	
WAS 9/17	L	1/1	4	4	0	0.0	0.0	0	0	0	0	0	0	0	0	
@SF 9/21	W	1/1	6	6	0	0.0	0.0	0	0	0	0	0	0	0	0	
@DAL 10/1	W	1/1	5	3	2	1.0	1.0	0	0	0	0	2	0	0	0	
SEA 10/8	L	1/1	4	2	2	0.0	0.0	0	0	0	0	0	0	0	0	
@JAC 10/15	W	1/1	5	4	1	1.0	5.0	0	0	0	0	0	0	0	0	
ARI 10/22	W	1/1	5	3	2	0.0	0.0	0	0	0	0	0	0	0	0	
@NYG 11/5	W	1/1	5	4	1	0.0	0.0	0	0	0	0	0	0	0	0	
HOU 11/12	W	1/1	4	2	2	1.0	3.0	0	0	0	0	1	0	0	0	
@MIN 11/19	L	1/1	4	2	2	0.0	0.0	0	0	0	0	0	0	0	0	
NO 11/26	W	1/1	4	2	2	0.0	0.0	0	0	0	0	0	0	0	0	
@ARI 12/2	0/0	0/0	0	0	0	0.0	0.0	0	0	0	0	0	0	0	0	
PHI 12/10	0/0	0/0	0	0	0	0.0	0.0	0	0	0	0	0	0	0	0	
@SEA 12/17	0/0	0/0	0	0	0	0.0	0.0	0	0	0	0	0	0	0	0	
@TEN 12/24	0/0	0/0	0	0	0	0.0	0.0	0	0	0	0	0	0	0	0	
SF 12/31	0/0	0/0	0	0	0	0.0	0.0	0	0	0	0	0	0	0	0	
TOTALS	8-3	11/11	52	35	17	3.0	9.0	0	0	0	0	3	0	0	0	

2016 LOS ANGELES RAMS																
Game	W/L	P/S	T	S	A	Sk	Yds	Int	Yds	Lg	TD	PD	FF	FR	Yds	
@SF 9/12	L	1/1	7	2	5	0.0	0	0	0	0	0	0	0	0	0	
SEA 9/18	W	1/1	2	1	1	0.0	0	0	0	0	0	0	0	0	0	
@TB 9/25	W	1/1	5	3	2	0.0	0	0	0	0	0	0	0	0	0	
@ARI 10/2	W	1/1	5	3	2	0.0	0	0	0	0	0	0	0	0	0	
BUF 10/9	L												Inactive			
@DET 10/16	L	1/1	3	2	1	0.0	0	0	0	0	0	1	0	0	0	
NYG 10/23	L												Inactive			
CAR 11/6	L	1/1	1	0	1	0.0	0	0	0	0	0	0	0	0	0	
@NYJ 11/13	W	1/1	3	1	2	0.0	0	0	0	0	0	0	0	0	0	
MIA 11/20	L	1/1	5	3	2	0.0	0	0	0	0	0	0	0	0	0	
@NO 11/27	L	1/1	6	4	2	0.0	0	0	0	0	0	0	0	0	0	
@NE 12/4	L	1/1	6	5	1	0.0	0	0	0	0	0	1	0	0	0	
ATL 12/11	L	1/1	4	3	1	0.0	0	0	0	0	0	1	0	0	0	
@SEA 12/15	L	1/1	3	1	2	0.0	0	0	0	0	0	0	0	0	0	
SF 12/24	L	1/1	5	3	2	0.0	0	0	0	0	0	0	1	0	0	
ARI 1/1/17	L	1/1	3	2	1	0.0	0	0	0	0	0	0	0	0	0	
TOTALS	4-12	14/14	58	33	25	0.0	0	0	0	0	0	3	1	0	0	

MICHAEL BROCKERS GAME-BY-GAME STATISTICS

2015 ST. LOUIS RAMS

Game	W/L	P/S	T	S	A	Sk	Yds	Int	Yds	Lg	TD	PD	FF	FR	Yds
SEA 9/13	W	1/1	13	6	7	0.0	0	0	0	0	0	0	0	0	0
@WASH 9/20	L	1/1	9	6	3	0.0	0	0	0	0	0	0	0	0	0
PIT 9/27	L	1/1	5	4	1	0.0	0	0	0	0	0	0	0	0	0
@ARI 10/4	W	1/1	2	0	2	0.0	0	0	0	0	0	0	0	0	0
@GB 10/11	L	1/1	5	3	2	1.0	3.0	0	0	0	0	0	0	0	0
CLEV 10/25	W	1/1	4	3	1	0.0	0	0	0	0	0	0	0	0	0
SF 11/1	W	1/1	6	4	2	1.0	3.0	0	0	0	0	0	0	0	0
@MINN 11/8	L	1/1	4	4	0	0.0	0	0	0	0	0	0	0	0	0
CHI 11/15	L	1/1	4	3	1	0.0	0	0	0	0	0	0	0	0	0
@BAL 11/22	L	1/1	7	4	3	0.0	0	0	0	0	0	0	0	0	0
@CIN 11/29	L	1/1	3	3	0	0.0	0	0	0	0	0	0	0	0	0
ARI 12/6	L	1/1	3	0	3	0.0	0	0	0	0	0	0	0	0	0
DET 12/13*	W	1/1	2	0	2	1.0	8.0	0	0	0	0	0	0	0	0
TB 12/17	W	1/1	3	2	1	0.0	0	0	0	0	0	0	0	0	0
@SEA 12/27	W	1/1	3	1	2	0.0	0	0	0	0	0	0	0	0	0
@SF 1/3/16	L	1/1	1	1	0	0.0	0	0	0	0	0	0	0	0	0
TOTAL	7-9	16/16	74	44	30	3.0	14.0	0	0	0	0	0	0	0	0

2014 ST. LOUIS RAMS

Game	W/L	P/S	T	S	A	Sk	Yds	Int	Yds	Lg	TD	PD	FF	FR	Yds
MIN 9/7	L	1/1	3	2	1	0.0	0	0	0	0	0	0	0	0	0
@TB 9/14	W	1/1	1	0	1	0.0	0	0	0	0	0	0	0	0	0
DAL 9/21	L	1/1	6	4	2	0.0	0	0	0	0	0	0	0	0	0
PHI 10/5	L	1/1	1	0	1	0.0	0	0	0	0	0	0	0	0	1
SF 10/13	L	1/1	4	3	1	0.0	0	0	0	0	0	0	0	0	0
SEA 10/19	W	1/1	4	0	4	0.0	0	0	0	0	0	0	0	0	0
@KC 10/26	L	1/1	3	2	1	0.0	0	0	0	0	0	0	0	0	0
@SF 11/2	W	1/1	5	4	1	1.0	4	0	0	0	0	0	0	0	0
@ARI 11/9	L	1/1	2	0	2	0.0	0	0	0	0	0	0	0	0	0
DEN 11/16	W	1/1	2	1	1	0.0	0	0	0	0	0	0	0	0	0
@SD 11/23	L	1/1	5	2	3	1.0	4	0	0	0	0	0	0	0	0
OAK 11/30	W	1/1	8	6	2	0.0	0	0	0	0	0	0	0	0	0
@WAS 12/7	W	1/1	2	0	2	0.0	0	0	0	0	0	0	0	0	0
ARI 12/11	L	1/1	8	2	6	0.0	0	0	0	0	0	0	0	0	0
NYG 12/21	L	1/1	9	2	7	0.0	0	0	0	0	0	0	0	0	0
@SEA 12/28	L	1/1	10	3	7	0.0	0	0	0	0	0	0	0	0	0
TOTAL	6-10	16/16	73	31	42	2.0	8	0	0	0	0	0	0	0	1

2013 ST. LOUIS RAMS

Game	W/L	P/S	T	S	A	Sk	Yds	Int	Yds	Lg	TD	PD	FF	FR	Yds
ARI 9/8	W	1/1	4	3	1	0.0	0	0	0	0	0	0	0	0	0
@ATL 9/15	L	1/1	1	1	0	0.0	0	0	0	0	0	0	0	0	0
@DAL 9/22	L	1/1	5	2	3	0.0	0	0	0	0	0	0	0	0	0
SF 9/26	L	1/1	3	2	1	0.5	4.0	0	0	0	0	0	0	0	0
JAC 10/6	W	1/1	4	2	2	1.0	3.0	0	0	0	0	0	1	0	0
@HOU 10/13	W	1/1	7	7	0	2.0	4.0	0	0	0	0	0	0	0	0
@CAR 10/20	L	1/1	2	0	2	0.0	0	0	0	0	0	0	0	0	0
SEA 10/28	L	1/1	6	1	5	0.0	0	0	0	0	0	0	0	0	0
TEN 11/3	L	1/1	5	4	1	0.0	0	0	0	0	0	0	0	0	0
@IND 11/10	W	1/1	4	1	3	0.0	0	0	0	0	0	0	0	0	0
CHI 11/24	W	1/1	2	1	1	0.0	0	0	0	0	0	1	0	0	0
@SF 12/1	L	1/1	7	2	5	2.0	13.0	0	0	0	0	0	0	0	0
@ARI 12/8	L	1/1	6	2	4	0.0	0	0	0	0	0	0	0	0	0
NO 12/15	W	1/1	6	4	2	0.0	0	0	0	0	0	0	0	0	0
TB 12/22	W	1/1	3	0	3	0.0	0	0	0	0	0	0	0	0	0
@SEA 12/29	L	1/0	10	8	2	0.0	0	0	0	0	0	0	0	0	0
TOTAL	7-9	16/16	75	40	35	5.5	24.0	0	0	0	0	0	2	0	0

2012 ST. LOUIS RAMS

Game	W/L	P/S	T	S	A	Sk	Yds	Int	Yds	Lg	TD	PD	FF	FR	Yds
@DET 9/9	L														
WAS 9/16	W														
@CHI 9/23	L														
SEA 9/30	W	1/1	2	0	2	0.0	0	0	0	0	0	0	0	0	0
ARI 10/4	W	1/1	2	2	0	0.0	0	0	0	0	0	0	0	0	0
@MIA 10/14	L	1/1	1	0	1	0.0	0	0	0	0	0	0	0	0	0
GB 10/21	L	1/1	7	4	3	1.0	4	0	0	0	0	0	0	0	0
NE 10/28	L	1/0	2	0	2	0.0	0	0	0	0	0	1	0	0	0
@SF 11/11	T	1/1	5	3	2	1.5	8	0	0	0	0	0	0	0	0
NYJ 11/18	L	1/1	6	4	2	0.0	0	0	0	0	0	0	0	0	0
@ARI 11/25	W	1/1	6	3	3	0.0	0	0	0	0	0	0	0	0	0
SF 12/2	W	1/1	11	5	6	0.0	0	0	0	0	0	0	0	0	0
@BUF 12/9	W	1/1	6	5	1	1.5	6.5	0	0	0	0	0	1	0	0
MIN 12/16	L	1/1	7	2	5	0.0	0	0	0	0	0	0	0	0	0
@TB 12/23	W	1/1	5	1	4	0.0	0	0	0	0	0	1	0	0	0
@SEA 12/30	L	1/1	3	2	1	0.0	0	0	0	0	0	0	0	0	0
TOTAL	7-8-1	13/12	63	31	32	4.0	18.5	0	0	0	0	2	1	0	0



68 | JAMON BROWN

Position:	Guard
Ht./Wt.:	6-4/330
Birth Date:	3/15/93
College:	Louisville
Hometown:	Louisville, Ky.
Experience:	3rd year (3rd Rams)
Acquired:	D3A-(72nd)-2015

Career GP/GS (Playoffs): 31/25 (0/0)



TRANSACTIONS: Placed on reserve/injured (11/17/15)...selected by St. Louis in the third round (72nd overall) of the 2015 NFL Draft (5/1/15).

PRO: Second-year offensive lineman has started 25 of the 31 games he has played in his NFL career.

2017 SEASON: Week 12 vs. New Orleans (11/26): Started at right guard...played all 73 offensive snaps...helped protect the pocket for QB Jared Goff to complete a career-high 28 passes...**Week 11 at Minnesota (11/19):** Started at right guard...**Week 10 vs. Houston (11/12):** Started at right guard...was part of a unit that helped the offense gain 443 total yards...**Week 9 at New York Giants (11/5):** Started at right guard...was part of a unit that did not allow one sack and helped the offense gain 473 total yards...**Week 7 vs. Arizona (10/22):** Started at right guard...was part of a unit that helped the offense gain 425 total yards...**Week 6 at Jacksonville (10/16):** Started at right guard...was part of a line that helped gain 142 yards on the ground on 32 attempts (4.4 avg.)...**Week 5 vs. Seattle (10/8):** Started at right guard...played all 74 offensive snaps...**Week 4 at Dallas (10/1):** Started at right guard...played all 69 offensive snaps and was part of a unit that helped gain 168 yards on the ground on 31 attempts (5.4 avg.)...**Week 3 at San Francisco (9/21):** Started at right guard and played all 67 offensive snaps...was part of a line that helped gain 126 yards on the ground on 32 attempts (3.9 avg.)...**Week 2 vs. Washington (9/17):** Started at right guard...**Week 1 vs. Indianapolis (9/10):** Started at right guard...part of an offensive line that helped gain 373 yards of total offense.

2016 SEASON: Played in 11 games, started five at both left and right guard positions...**at Detroit (10/16):** Started at right guard for his first start of the season...helped pave the way for the offense to compile 387 yards.

2015 SEASON: Started nine games before being placed on reserve/injured (11/17/15)...**vs. San Francisco (11/1):** Opened up rushing lanes for the team to gain 197 yards on the ground...**vs. Cleveland (10/25):** Helped block for RB Todd Gurley to tally two rushing touchdowns...**at Arizona (10/4):** Opened up running lanes for rookie RB Todd Gurley to record 146 rushing yards...**vs. Seattle (9/13):** Started at left guard in his NFL debut...helped block for 19 first downs.

COLLEGE: Started all 13 games at offensive tackle in 2014 season...earned second team All-ACC accolades after leading the Cardinals to a 9-3 record...helped the Cardinals average 142.7 yards per game on the ground...allowed two sacks all season from his tackle position...started his 40th career game in the Belk Bowl versus Georgia...started all 13 games at left tackle in 2013 after playing right tackle in 2012...played on an offense that averaged 460.8 yards per game...offense scored 30 or more points nine times...started all 13 games at right tackle in 2012...helped the Cardinals average 296.1 yards through the air and 122.7 yards on the ground...appeared in nine games during freshman campaign in 2011, made one start...started the year at defensive tackle before making the transition to offense...made collegiate debut at defensive tackle against Murray State...earned first start at offensive guard versus North Carolina in a 14-7 loss...appeared in seven other games on the offensive line.

PERSONAL: Big, athletic defensive lineman who was considered one of the best prospects in the state of Kentucky...played for Curtis Higgins at Fern Creek High School...a three-year starter on defense and two-year starter on offense...rated seventh on the 2011 Kentucky's Watch List... ranked as the 52nd best defensive line prospect by Scout.com...rated three-star prospect by Rivals.com and the 58th-best tackle...recorded 25 tackles for loss in his career, including 12 as a senior despite playing with a nagging ankle injury...voted All-District 6-A...named to the All-Southern First Team by the Orlando Sentinel...earned Honorable Mention All-State accolades...rated as the 14th-best senior in the state of Kentucky...rated as the 47th-best defensive tackle by ESPN...helped his power-lifting team to a second-place finish in the state... raised his bench max to 300 pounds and his squat to 525... selected third team All-State as a junior...son of June Embers...justice administration major...sang a solo at the banquet of the Russell Athletic Bowl.

BROWN'S Games Played Stats: RAMS 2017 (11/11), 2016 (11/5), 2015 (9/9). **TOTALS: (31/25).**



34 | MALCOLM BROWN

Position:	Running Back
Ht./Wt.:	5-11/227
Birth Date:	5/15/93
College:	Texas
Hometown:	Cibolo, Texas
Experience:	2nd year (2nd Rams)
Acquired:	UDFA-2015

Career GP/GS (Playoffs): 24/0 (0/0)



TRANSACTIONS: Signed to the Rams' active roster (12/31/15)...added to the practice squad (9/6/15), after being released (9/5/15)...originally joined the team as an undrafted free agent (5/8/15)

PRO: Has played in 24 games in two seasons in the NFL...set career-highs in every offensive category in 2016 while also playing a prominent role on special teams.

2017 SEASON: **Week 12 vs. New Orleans (11/26):** Declared inactive...**Week 11 at Minnesota (11/19):** Declared inactive...**Week 10 vs. Houston (11/12):** Declared inactive...**Week 9 at New York Giants (11/5):** Saw action at running back...rushed for a career-high 57 yards on a career-high 15 carries...**Week 7 vs. Arizona (10/22):** Saw action at running back...rushed for 48 yards on 11 carries...hauled in one 7-yard reception...**Week 6 at Jacksonville (10/16):** Saw action at running back and on special teams...registered 17 yards on three carries...scooped up a Jaguars' blocked punt at their 8-yard line and ran it in for a touchdown...**Week 5 vs. Seattle (10/8):** Saw action at running back...caught two passes for 29 yards...**Week 4 at Dallas (10/1):** Saw action at running back...had one carry for no gain and hauled in a 14 yard reception...**Week 3 at San Francisco (9/21):** Declared inactive...**Week 2 vs. Washington (9/17):** Played on offense and special teams...**Week 1 vs. Indianapolis (9/10):** Saw action on offense and special teams...recorded his first career touchdown on a three-yard rush...rushed seven times for 16 yards.

2016 SEASON: Played in all 16 games, rushed 18 times and finished with three special teams tackles...**at San Francisco (9/12):** Recorded one rush for five yards and one reception for eight yards...**vs. Buffalo (10/9):** Saw action on offense and special teams...helped the Rams get into opponent territory with a career-long 26-yard reception in the fourth quarter...**vs. Atlanta (12/11):** Rushed four times for 14 yards, with a 10 yard long...**at Seattle (12/15):** Hauled in one pass for 12 yards while also rushing one time.

2015 SEASON: Played in one game for the Rams.

COLLEGE: Played at Texas for four seasons, playing in 44 games (25 starts). In his four-year career with the Longhorns, Brown tallied 2,678 rushing yards on 630 carries (4.3 avg.) with 24 touchdowns. Also recorded 51 receptions resulting in 382 yards (7.5 avg.) and three touchdowns. As a true freshman in 2011, rushed for 742 yards and five touchdowns, earning the Big 12's Newcomer of the Year award. As a junior in 2013, Brown's 904 rushing yards and 1,099 all-purpose yards led the Longhorns. Started all 13 games at running back as a senior in 2014, was a second-team All-Big 12 selection.

PERSONAL: Born in Biloxi, Miss., on May 15, 1993...Brown's father, Tommy, played collegiately at Northwest Mississippi JUCO from 1982-84...graduated from Texas with a degree in physical culture and sports in December 2014.

MALCOLM BROWN NFL STATISTICS

REGULAR SEASON

Year	Team	Receiving						Rushing					TD
		G/S	No	Yds	Avg	Lg	TD	Att	Yds	Avg	Lg		
2015	RAMS	1/0	1	-2	-2.0	-2	0	4	17	4.3	13	0	
2016	RAMS	16/0	3	46	15.3	26	0	18	39	2.2	10	0	
2017	RAMS	7/0	5	46	9.2	16	0	37	138	3.7	16	1	
TOTALS		24/0	9	90	10.0	26	0	59	194	3.3	16	1	

Year	Team	Punt Returns				Kickoff Returns					
		No	Yds	Avg	Lg	TD	Att	Yds	Avg	Lg	TD
2015	RAMS	0	0	0.0	0	0	0	0	0.0	0	0
2016	RAMS	0	0	0.0	0	0	0	0	0.0	0	0
2017	RAMS	0	0	0.0	0	0	0	0	0.0	0	0
TOTALS		0	0	0.0	0	0	0	0	0.0	0	0

ADDITIONAL CAREER STATISTICS: Returned a blocked punt 8 yards for a touchdown at Jacksonville ((10/15/17).
Special teams tackles: 2016 (3).

SINGLE GAME HIGHS

Rushes - 15, at New York Giants (11/5/17)
Rush yards - 57, at New York Giants (11/5/17)

MALCOLM BROWN GAME-BY-GAME STATISTICS

2017 LOS ANGELES RAMS																						
Game	W/L	P/S	Receiving				Rushing					Returns										
			No	Yds	Avg	Lg	TD	Att	Yds	Avg	Lg	TD	PR	FC	YDS	LG	TD	KR	YDS	AVG	LG	TD
IND 9/10	W	1/0	0	0	0.0	0	0	7	16	2.3	5	1	0	0	0	0	0	0	0	0.0	0	0
WAS 9/17	L	1/0	1	-4	-4.0	-4	0	0	0	0.0	0	0	0	0	0	0	0	0	0	0.0	0	0
@SF 9/21	W										Inactive											
@DAL 10/1	W	1/0	1	14	14.0	14	0	1	0	0.0	0	0	0	0	0	0	0	0	0	0.0	0	0
SEA 10/8	L	1/0	2	29	14.5	16	0	0	0	0.0	0	0	0	0	0	0	0	0	0	0.0	0	0
@JAC 10/15	W	1/0	0	0	0.0	0	0	3	17	5.7	8	0	0	0	0	0	0	0	0	0.0	0	0
ARI 10/22	W	1/0	1	7	7.0	7	0	11	48	4.4	11	0	0	0	0	0	0	0	0	0.0	0	0
@NYG 11/5	W	1/0	0	0	0.0	0	0	15	57	3.8	16	0	0	0	0	0	0	0	0	0.0	0	0
HOU 11/12	W										Inactive											
@MIN 11/19	L										Inactive											
NO 11/26	W										Inactive											
@ARI 12/2		0/0	0	0	0.0	0	0	0	0	0.0	0	0	0	0	0	0	0	0	0	0.0	0	0
PHI 12/10		0/0	0	0	0.0	0	0	0	0	0.0	0	0	0	0	0	0	0	0	0	0.0	0	0
@SEA 12/17		0/0	0	0	0.0	0	0	0	0	0.0	0	0	0	0	0	0	0	0	0	0.0	0	0
@TEN 12/24		0/0	0	0	0.0	0	0	0	0	0.0	0	0	0	0	0	0	0	0	0	0.0	0	0
SF 12/3		0/0	0	0	0.0	0	0	0	0	0.0	0	0	0	0	0	0	0	0	0	0.0	0	0
TOTALS	8-3	7/0	5	46	9.2	16	0	37	138	3.7	16	1	0	0	0	0	0	0	0	0.0	0	0

2016 LOS ANGELES RAMS																						
Game	W/L	P/S	Receiving				Rushing					Returns										
			No	Yds	Avg	Lg	TD	Att	Yds	Avg	Lg	TD	PR	FC	YDS	LG	TD	KR	YDS	AVG	LG	TD
@SF 9/12	L	1/0	1	8	8.0	8	0	1	5	5.0	5	0	0	0	0	0	0	0	0	0.0	0	0
SEA 9/18	W	1/0	0	0	0.0	0	0	0	0	0.0	0	0	0	0	0	0	0	0	0	0.0	0	0
@TB 9/25	W	1/0	0	0	0.0	0	0	0	0	0.0	0	0	0	0	0	0	0	0	0	0.0	0	0
@ARI 10/2	W	1/0	0	0	0.0	0	0	0	0	0.0	0	0	0	0	0	0	0	0	0	0.0	0	0
BUF 10/9	L	1/0	1	26	26.0	26	0	2	2	1.0	2	0	0	0	0	0	0	0	0	0.0	0	0
@DET 10/16	L	1/0	0	0	0.0	0	0	0	0	0.0	0	0	0	0	0	0	0	0	0	0.0	0	0
NYG 10/23	L	1/0	0	0	0.0	0	0	0	0	0.0	0	0	0	0	0	0	0	0	0	0.0	0	0
CAR 11/6	L	1/0	0	0	0.0	0	0	1	0	0.0	0	0	0	0	0	0	0	0	0	0.0	0	0
@NYJ 11/13	W	1/0	0	0	0.0	0	0	0	0	0.0	0	0	0	0	0	0	0	0	0	0.0	0	0
MIA 11/20	L	1/0	0	0	0.0	0	0	0	0	0.0	0	0	0	0	0	0	0	0	0	0.0	0	0
@NO 11/27	L	1/0	0	0	0.0	0	0	3	9	3.0	4	0	0	0	0	0	0	0	0	0.0	0	0
@NE 12/4	L	1/0	0	0	0.0	0	0	0	0	0.0	0	0	0	0	0	0	0	0	0	0.0	0	0
ATL 12/11	L	1/0	0	0	0.0	0	0	4	14	3.5	10	0	0	0	0	0	0	0	0	0.0	0	10
@SEA 12/15	L	1/0	1	12	12.0	12	0	1	-4	-4.0	-4	0	0	0	0	0	0	0	0	0.0	0	0
SF 12/24	L	1/0	0	0	0.0	0	0	1	2	2.0	2	0	0	0	0	0	0	0	0	0.0	0	0
ARI 1/1/17	L	1/0	0	0	0.0	0	0	5	11	2.2	4	0	0	0	0	0	0	0	0	0.0	0	0
TOTALS	4-12	16/0	3	46	15.3	26	0	18	39	2.2	10	0	0	0	0	0	0	0	0	0.0	0	0



86 | DEREK CARRIER

Position:	Tight End
Ht./Wt.:	6-4/244
Birth Date:	7/25/90
College:	Beloit (Wis.)
Hometown:	Edgerton, Wis.
Experience:	5th year (1st Rams)
Acquired:	T(WAS)-'17

Career GP/GS (Playoffs): 45/16 (0/0)



TRANSACTIONS: Traded to the Los Angeles Rams from the Washington Redskins (9/2/17)...activated from PUPL (11/12/16)... placed on PUPL (8/30/16)...traded to the Washington Redskins from the San Francisco 49ers (8/22/15)...signed a two-year extension with San Francisco (3/9/15)...signed to the 49ers' active roster (11/16/13)...signed to the 49ers' practice squad (9/3/13)... waived by the Philadelphia Eagles on (8/25/13)...signed with the Eagles (12/31/12)...added to the Eagles practice squad ((9/11/12)...waived by the Raiders (8/31/12)...originally entered the NFL with the Oakland Raiders as a college free agent (5/11/12).

PRO: Acquired by the Rams via trade with Washington...joined the Redskins via trade during the 2015 preseason...enters 2017 having previously caught 28 passes for 256 yards with one touchdown in 36 career games with 13 starts.

2017 SEASON: Week 12 vs. New Orleans (11/26): Saw action at tight end and on special teams...**Week 11 at Minnesota (11/19):** Declared inactive...**Week 10 vs. Houston (11/12):** Declared inactive...**Week 9 at New York Giants (11/5):** Saw action at tight end...hauled in one pass for five yards...**Week 7 vs. Arizona (10/22):** Saw action at tight end...**Week 6 at Jacksonville (10/16):** Started at tight end...played a role in helping the offense gain 142 yards rushing on 32 carries (4.4 avg.)...**Week 5 vs. Seattle (10/8):** Saw action at tight end...**Week 4 at Dallas (10/1):** Started at tight end...played a role in helping the offense gain 168 yard rushing on 31 carries (5.4 avg.)...**Week 3 at San Francisco (9/21):** Made his first start as a Ram...hauled in one 17-yard reception...**Week 2 vs. Washington (9/17):** Played on offense and special teams...caught one pass for nine yards...tallied one special teams tackle, according to press box statistics...**Week 1 vs. Indianapolis (9/10):** Saw action on offense and special teams...caught one pass for a 12 yard gain.

2016 SEASON: Appeared in eight games, caught two passes for 10 yards on the year...spent the first nine weeks of the season on Reserve/PUP...activated in Week 10...made season debut in a win vs. Minnesota (11/13).

2015 SEASON: Joined the Redskins via trade during the preseason and started all 12 games in which he appeared...finished the season with 17 receptions for 141 yards with one receiving touchdown...made Redskins debut in Week 1 vs. Miami (9/13), catching two passes for eight yards...earned second straight start in a two-tight-end set vs. St. Louis (9/20), contributing to the team's 182 rushing yards...started in place of an injured Jordan Reed at Atlanta (10/11), caught two passes for 27 yards including a seven-yard touchdown in the second quarter and a 20-yard gain on the game-tying drive at the end of regulation...started in place of Reed at New York Jets (10/18) and posted career highs in receptions (four) and receiving yards (39)...caught two passes for 15 yards in the largest comeback win (24 points) in team history vs. Tampa Bay (10/25)...placed on Reserve/Injured list on Dec. 15.

2014 SEASON: Played in 11 games with one start, recorded nine receptions for 105 yards and adding a two-yard rushing attempt...notched his first career reception on a 22-yard pass from Colin Kaepernick vs. Chicago (9/14)...finished the game with three receptions for 41 yards...made first career start at Arizona (9/21)...placed on Reserve/Injured list on Nov. 27.

2013 SEASON: Played in five games with the San Francisco 49ers, making his NFL debut at New Orleans (11/17).

2012 SEASON: Spent the offseason with the Oakland Raiders as a college free agent before being waived prior to the season... spent the entire season on the Philadelphia Eagles' practice squad after signing with the team on Sept. 11.

COLLEGE: Attended Beloit College in Wisconsin, where he played in 39 games for the Buccaneers, earning All-Midwest Conference honors twice... Named Wisconsin Football Coaches Association Private College Player as a senior... Set school records in receptions (189), receiving yards (3,111) and receiving touchdowns (29). Also added seven carries for 42 yards and two rushing touchdowns... As a senior, played in 10 games and notched 75 receptions for 1,250 yards and 12 touchdowns in addition to six carries for 39 yards and two rushing touchdowns... As a junior, appeared in 10 games and tallied 64 receptions for 1,044 yards and 12 touchdowns, breaking the school record for receiving touchdowns in a single season.... In 2009, played in 10 games and registered 34 receptions for 600 yards and four touchdowns... Played in nine games and recorded 16 receptions for 217 yards and one touchdown as a freshman... Played two years of basketball, starting in 21 games and averaging 8.3 points per game.

PERSONAL: Attended Edgerton (Wisc.) H.S... Spent a summer in college interning with the Chicago Bulls' strength and conditioning department, with aspirations of one day working in physical therapy... Named to the Beloit College dean's list six straight semesters... Majored in health and society... Visited Haiti in conjunction with Convoy of Hope, working together to teach healthy eating habits and sustainable agriculture techniques to local families...visited Haiti in conjunction with Convoy of Hope, working together to teach healthy eating habits and sustainable agriculture techniques to local families... In 2016, spoke to students at J. Michael Lunsford Middle School in Chantilly, Va., to discuss the importance of communication and face-to-face interaction at the EverFi Character Playbook Launch, played alongside fans to benefit children in the second annual Redskins Charity Golf Classic, and donated winter coats and Redskins hats to 300 elementary school students from seven local area schools at the eighth annual Share the Warmth event.

DEREK CARRIER NFL STATISTICS

REGULAR SEASON

Year	Team	G/S	Receiving					Rushing				
			No	Yds	Avg	Lg	TD	Att	Yds	Avg	Lg	TD
2013	SAN FRANCISCO	5/0	0	0	0.0	0	0	0	0	0.0	0	0
2014	SAN FRANCISCO	11/1	9	105	11.7	23	0	1	2	2.0	2	0
2015	WASHINGTON	12/12	17	141	8.3	20	1	0	0	0.0	0	0
2016	WASHINGTON	8/0	2	10	5.0	6	0	0	0	0.0	0	0
2017	RAMS	9/3	4	43	10.8	17	0	0	0	0.0	0	0
TOTALS		45/16	32	299	9.3	23	1	1	2	2.0	2	0

ADDITIONAL CAREER STATISTICS: Special Teams Tackles: RAMS 2017 (1).

SINGLE GAME HIGHS

Receptions - Four, at New York Jets (10/18/15)
 Receiving yards - 41, vs. Chicago (9/14/14)

DEREK CARRIER GAME-BY-GAME STATISTICS

2017 LOS ANGELES RAMS

Game	W/L	P/S	Receiving					Rushing				
			No	Yds	Avg	Lg	TD	Att	Yds	Avg	Lg	TD
IND 9/10	W	1/0	1	12	12.0	12	0	0	0	0.0	0	0
WAS 9/17	L	1/0	1	9	9.0	9	0	0	0	0.0	0	0
@SF 9/21	W	1/1	1	17	17.0	17	0	0	0	0.0	0	0
@DAL 10/1	W	1/1	0	0	0.0	0	0	0	0	0.0	0	0
SEA 10/8	L	1/0	0	0	0.0	0	0	0	0	0.0	0	0
@JAC 10/15	W	1/1	0	0	0.0	0	0	0	0	0.0	0	0
ARI 10/22	W	1/0	0	0	0.0	0	0	0	0	0.0	0	0
@NYG 11/5	W	1/0	1	5	5.0	5	0	0	0	0.0	0	0
HOU 11/12	W											
@MIN 11/19	L					Inactive						
NO 11/26	W	1/0	0	0	0.0	0	0	0	0	0.0	0	0
@ARI 12/2		0/0	0	0	0.0	0	0	0	0	0.0	0	0
PHI 12/10		0/0	0	0	0.0	0	0	0	0	0.0	0	0
@SEA 12/17		0/0	0	0	0.0	0	0	0	0	0.0	0	0
@TEN 12/24		0/0	0	0	0.0	0	0	0	0	0.0	0	0
SF 12/3		0/0	0	0	0.0	0	0	0	0	0.0	0	0
TOTALS	8-3	9/3	4	43	10.8	17	0	0	0	0.0	0	0

2016 WASHINGTON REDSKINS

Game	W/L	P/S	Receiving					Rushing				
			No	Yds	Avg	Lg	TD	Att	Yds	Avg	Lg	TD
PIT 9/12	L											
DAL 9/18	L											
@NYG	W											
CLE 10/2	W											
@BAL 10/9	W											
PHI 10/16	W											
@DET 10/23	L											
@CIN 10/30	T											
MIN 11/13	W	1/0	0	0	0.0	0	0	0	0	0.0	0	0
GB 11/20	W	1/0	0	0	0.0	0	0	0	0	0.0	0	0
@DAL 11/24	L	1/0	1	4	4.0	4	0	0	0	0.0	0	0
@ARI 12/4	L	1/0	1	6	6.0	6	0	0	0	0.0	0	0
@PHI 12/11	W	1/0	0	0	0.0	0	0	0	0	0.0	0	0
CAR 12/19	L	1/0	0	0	0.0	0	0	0	0	0.0	0	0
@CHI 12/24	W	1/0	0	0	0.0	0	0	0	0	0.0	0	0
NYG 1/1/17	L	1/0	0	0	0.0	0	0	0	0	0.0	0	0
TOTALS	8-7-1	8/0	2	10	5.0	0	0	0	0	0.0	0	0

2015 WASHINGTON REDSKINS

Game	W/L	P/S	Receiving					Rushing				
			No	Yds	Avg	Lg	TD	Att	Yds	Avg	Lg	TD
MIA 9/13	L	1/1	2	8	4.0	9	0	0	0.0	0	0	
STL 9/20	W	1/1	0	0	0.0	0	0	0	0.0	0	0	
@NYG 9/24	L	1/1	0	0	0.0	0	0	0	0.0	0	0	
PHL 10/4	W	1/1	2	18	9.0	15	0	0	0.0	0	0	
@ATL 10/11	L	1/1	2	27	13.5	20	0	0	0.0	0	0	
@NYJ 10/18	L	1/1	4	39	9.8	20	1	0	0.0	0	0	
TB 10/25	W	1/1	2	15	7.5	9	0	0	0.0	0	0	
@NE 11/8	L	1/1	0	0	0.0	0	0	0	0.0	0	0	
NO 11/15	W	1/1	1	14	14.0	14	0	0	0.0	0	0	
@CAR 11/22	L	1/1	2	7	3.5	5	0	0	0.0	0	0	
NYG 11/29	W	1/1	1	6	6.0	6	0	0	0.0	0	0	
DAL 12/7	L	1/1	1	7	7.0	7	0	0	0.0	0	0	
@CHI 12/13	W					Injured/Reserve						
BUF 12/20	W					Injured/Reserve						
@PHL 12/26	W					Injured/Reserve						
@DAL 1/3/17	W					Injured/Reserve						
TOTALS	9-7	12/12	17	141	8.3	20	1	0	0	0.0	0	0

2014 SAN FRANCISCO 49ERS

Game	W/L	P/S	Receiving					Rushing				
			No	Yds	Avg	Lg	TD	Att	Yds	Avg	Lg	TD
@DAL 9/7	W	1/0	0	0	0.0	0	0	0	0	0.0	0	0
CHI 9/14	L	1/0	3	41	13.7	22	0	0	0	0.0	0	0
@ARI 9/21	L	1/1	1	23	23.0	23	0	0	0	0.0	0	0
PHL 9/28	W	1/0	1	10	10.0	10	0	0	0	0.0	0	0
KC 10/5	W	1/0	2	16	8.0	10	0	0	0	0.0	0	0
@STL 10/13	W	1/0	0	0	0.0	0	0	0	0	0.0	0	0
@DEN 10/19	L	1/0	1	9	9.0	9	0	0	0	0.0	0	0
STL 11/2	L	1/0	1	6	6.0	6	0	0	0	0.0	0	0
@NO 11/9	W	1/0	0	0	0.0	0	0	0	0	0.0	0	0
@NYG 11/16	W	1/0	0	0	0.0	0	0	0	0	0.0	0	0
WAS 11/23	W	0/0	0	0	0.0	0	0	0	0	0.0	0	0
SEA 11/27	L	0/0										
@OAK 12/07	L	0/0										
@SEA 12/14	L	0/0										
SD 12/20	L	0/0										
ARI 12/28	W	0/0										
TOTALS	8-8	2/0	9	105	11.7	23	0	0	0	0.0	0	0

2013 SAN FRANCISCO 49ERS

Game	W/L	P/S	Receiving					Rushing				
			No	Yds	Avg	Lg	TD	Att	Yds	Avg	Lg	TD
GB 9/8	W	0/0										
@SEA 9/15	L	0/0										
IND 9/22	L	0/0										
@STL 9/26	W	0/0										
HOU 10/6	W	0/0										
ARI 10/13	W	0/0										
@TEN 10/20	W	0/0										
@JAX 10/27	W	0/0										
CAR 11/10	L	0/0										
@NO 11/17	L	1/0	0	0	0.0	0	0	0	0	0.0	0	0
@WAS 11/25	W	1/0	0	0	0.0	0	0	0	0	0.0	0	0
STL 12/1	W	1/0	0	0	0.0	0	0	0	0	0.0	0	0
SEA 12/8	W	1/0	0	0	0.0	0	0	0	0	0.0	0	0
@TB 12/15	W	1/0	0	0	0.0	0	0	0	0	0.0	0	0
ATL 12/23	W	0/0										
@ARI 12/29	W	0/0										
TOTALS	12-4	5/0	0	0	0.0	0	0	0	0	0.0	0	0



41 | MARQUI CHRISTIAN

Position: Safety
Ht./Wt.: 5-11/200
Birth Date: 10/27/94
College: Midwestern State
Hometown: Spring, Texas
Experience: 2nd year (2nd Rams)
Acquired: W(AZ)-2016

Career GP/GS (Playoffs): 19/0 (0/0)



TRANSACTIONS: Acquired via waivers by the Rams (9/28/16)...released by the Cardinals (9/27/16)...originally entered the NFL as Arizona's fifth-round draft choice (167th overall) in the 2016 NFL Draft (5/6/16).

2017 SEASON: **Week 12 vs. New Orleans (11/26):** Saw action on defense and special teams...**Week 11 at Minnesota (11/19):** Saw action on defense and special teams...**Week 10 vs. Houston (11/12):** Saw action on defense and special teams...**Week 9 at New York Giants (11/5):** Saw action on defense and on special teams...collected two tackles (one solo)...recorded one special teams tackle...**Week 7 vs. Arizona (10/22):** Saw action on defense and on special teams...collected one tackle...**Week 6 at Jacksonville (10/16):** Saw action on defense and special teams...**Week 5 vs. Seattle (10/8):** Played on defense and special teams...notched one solo tackle...**Week 4 at Dallas (10/1):** Saw action on special teams and on defense...recorded one special teams tackle...**Week 3 at San Francisco (9/21):** Declared inactive...**Week 2 vs. Washington (9/17):** Declared inactive...**Week 1 vs. Indianapolis (9/10):** Declared inactive.

2016 SEASON: Played in 11 games in his rookie season before being placed on injured/reserve on December 19...finished the year with three special teams tackles...**at Arizona (10/2):** Made his NFL debut playing on defense and special teams...**vs. Buffalo (10/9):** Appeared on defense and special teams...recorded two special teams tackles...**at New York Jets (11/13):** Served as a key contributor on special teams, registered one special teams tackle.

COLLEGE: Finished his career at Midwestern State as the Mustangs' all-time leading tackler...a three-time first-team All-Lone Star Conference selection...played in 41 games (30 starts)...recorded 295 tackles, three interceptions, four fumble recoveries, with one returned for touchdown, and three forced fumbles...as a special teams performer, returned a botched punt for a touchdown...in addition to being named a first-team All-American, was the recipient of the Cliff Harris Award, an honor given to the nation's top small college defensive player as a senior.

PERSONAL: Attended Spring High School in Spring, Texas...registered 90 tackles, two touchdowns and two fumble recoveries, making him a first-team All-District 13-5A selection as a senior in 2011.

MARQUI CHRISTIAN NFL STATISTICS

		REGULAR SEASON														
Year	Team	G/S	Tackles				Interceptions					Fumbles				
			Total	Solo	Asst	Sk	Yds	Int	Yds	Lg	TD	PD	FF	FR	Yds	
2016	RAMS	11/0	0	0	0	0.0	0.0	0	0	0	0	0	0	0	0	0
2017	RAMS	8/0	4	2	2	0.0	0.0	0	0	0	0	0	0	0	0	
Total		19/0	4	2	2	0.0	0.0	0	0	0	0	0	0	0	0	

ADDITIONAL CAREER STATISTICS: Special Teams Tackles: 2017 (2), 2016 (3).



10 | PHAROH COOPER

Position:	Wide Receiver
Ht./Wt.:	5-11/207
Birth Date:	3/7/95
College:	South Carolina
Hometown:	Havelock, N.C.
Experience:	2nd year (2nd Rams)
Acquired:	D4B-2016 (117th)

Career GP/GS (Playoffs): 21/3 (0/0)



TRANSACTIONS: Selected by Los Angeles in the fourth round (117th overall) of the 2016 NFL Draft (4/30/16).

2017 SEASON: Week 12 vs. New Orleans (11/26): Saw action at wide receiver and on special teams...reeled in a 9-yard reception...returned four kickoffs for 110 yards (27.5 avg.)...returned three punts for 59 yards...**Week 11 at Minnesota (11/19):** Saw action at wide receiver and on special teams...returned two kickoffs for 60 yards (30.0 avg.)...returned two punts for 12 yards...**Week 10 vs. Houston (11/12):** Saw action at wide receiver and on special teams...had two receptions for 12 yards...returned two kickoffs for 49 yards (24.5 avg.)...returned three punts for 32 yards...**Week 9 at New York Giants (11/5):** Saw action at wide receiver and on special teams...hauled in one pass for nine yards...returned three punts for 55 yards (18.3 avg.)...**Week 7 vs. Arizona (10/22):** Saw action at wide receiver and on special teams...returned three punts for 30 yards, including a career-best 20-yard return...returned one kickoff for 18 yards...**Week 6 at Jacksonville (10/16):** Saw action at wide receiver and special teams...returned the opening kickoff 103 yards for a touchdown...tied for the third longest kickoff return in franchise history and is the longest return across the league so far this season...also returned three punts for 17 yards...**Week 5 vs. Seattle (10/8):** Saw action at wide receiver...hauled in two receptions for 22 yards...returned two kickoffs for 52 yards (26.0 avg.)...**Week 4 at Dallas (10/1):** Saw action at wide receiver and on special teams...returned four kickoffs for 123 yards (30.8 avg.), including a game-high and career-high 66 yard return...**Week 3 at San Francisco (9/21):** Saw action at wide receiver and on special teams...recorded a four yard reception...returned three kickoffs for 83 yards...**Week 2 vs. Washington (9/17):** Played on offense and special teams...returned three kickoffs for 59 yards...**Week 1 vs. Indianapolis (9/10):** Saw action on offense and special teams...returned one kickoff 35 yards.

2016 SEASON: Played in 10 games, started three...hauled in 14 passes for 106 yards...also returned five punts and amassed 323 kickoff return yards...**vs. Buffalo (10/9):** Made his NFL debut...played on offense and special teams...returned one kickoff for 23 yards...**at New England (12/4):** Started his first career game at wide receiver...caught one pass for eight yards...also added eight yards on four punt returns...**vs. Atlanta (12/11):** Caught three passes for 22 yards, with a then-career-long 19-yard reception coming in the fourth quarter...**at Seattle (12/15):** Started his second career game at wide receiver...tied his then career-high for the second straight week with three receptions for 21 yards...returned five kickoffs for 98 yards, both then-career-highs...**vs. San Francisco (12/24):** Returned four kickoffs for a career-high 129 yards, including a career-long of 51 yards...**vs. Arizona (1/1):** Started at wide receiver...set career-highs with four receptions for 36 yards. his four catches were tied for the team lead.

COLLEGE: Played in 36 games with 25 starts...earned 2015 first-team All-SEC Wide Receiver (AP and Coaches), 2015 first-team All-SEC All-Purpose Back (Coaches), 2015 second-team All-SEC All-Purpose Back (AP)...hauled in 66 receptions for 973 yards...ranked second in the SEC with 81.1 receiving yards and fifth with 5.5 catches per game...caught 35 percent of the team's passes for 39 percent of the yards thrown...led the team with eight receiving touchdowns and with nine touchdowns overall...had five 100-yard receiving games in 2015...in 2014, earned first-team All-SEC Wide Receiver (AP and Coaches), 2014 Second-team All-SEC All-Purpose Back (AP and Coaches)...ranked third in the SEC in receptions (69), second in receiving yards (1,136) and receiving yards per game (87.4), fourth in receptions per game (5.3) and ninth in all-purpose yards/game (108.5)... named to the SEC Fall Academic Honor Roll...as a true freshman in 2013, earned a spot on the Freshman All-SEC squad as both an all-purpose back and return specialist...finished third on the squad with 655 all-purpose yards...also completed 2-of-3 passes for 29 yards and a touchdown...moved from cornerback to wide receiver a week into fall camp.

PERSONAL: Attended Havelock (N.C.) High School...went to back-to-back 3A state titles...Rams went 15-1 during his senior season and a perfect 16-0 during his junior campaign...played at quarterback, running back, receiver and was the primary return man on punts and kickoffs in the Shrine game...finished with 253 total yards including a 45-yard touchdown run, earned offensive MVP honors for the North Carolina squad...as a junior, rushed for 300 yards and caught 65 passes for 1,285 yards and 14 scores...registered 58 tackles with six interceptions...has a degree in sport and entertainment management.

PHAROH COOPER NFL STATISTICS

REGULAR SEASON												
Year	Team	G/S	Receiving					Rushing				
			No	Yds	Avg	Lg	TD	Att	Yds	Avg	Lg	TD
2016	RAMS	10/3	14	106	7.6	23	0	0	0	0.0	0	0
2017	RAMS	11/0	7	56	8.0	19	0	0	0	0.0	0	0
TOTALS		21/3	21	162	7.7	23	0	0	0	0.0	0	0

Year	Team	Punt Returns					Kickoff Returns				
		No	Yds	Avg	Lg	TD	Att	Yds	Avg	Lg	TD
2016	RAMS	5	5	1.0	6	0	14	323	23.1	51	0
2017	RAMS	17	205	12.1	40	0	24	713	29.7	103t	1
TOTALS		22	210	9.5	40	0	38	1,036	27.3	103t	1

PHAROH COOPER GAME-BY-GAME STATISTICS

2017 LOS ANGELES RAMS																							
Game	W/L	G/S	Receiving					TD	Rushing				Returns										
			No	Yds	Avg	Lg	Att		Yds	Avg	Lg	TD	PR	FC	YDS	LG	TD	KR	YDS	AVG	LG	TD	
IND 9/10	W	1/0	0	0	0.0	0	0	0	0	0	0	0	0	0	0	0	0	0	1	35	35.0	35	0
WAS 9/17	L	1/0	0	0	0.0	0	0	0	0	0	0	0	0	0	0	0	0	0	3	59	19.7	34	0
@SF 9/21	W	1/0	1	4	4.0	4	0	0	0	0	0	0	0	0	0	0	0	0	3	83	27.7	28	0
@DAL 10/1	W	1/0	0	0	0.0	0	0	0	0	0	0	0	0	0	0	0	0	0	4	123	30.8	66	0
SEA 10/8	L	1/0	2	22	11.0	19	0	0	0	0	0	0	0	0	0	0	0	2	52	26.0	31	0	
@JAC 10/15	W	1/0	0	0	0.0	0	0	0	0	0	0	0	3	1	17	12	0	2	124	62.0	103t	1	
ARI 10/22	W	1/0	0	0	0.0	0	0	0	0	0	0	0	3	0	30	20	0	1	18	18.0	18	0	
@NYG 11/5	W	1/0	1	9	9.0	9	0	0	0	0	0	0	3	0	55	30	0	0	0	0	0	0	0
HOU 11/12	W	1/0	2	12	6.0	6	0	0	0	0	0	0	3	1	32	27	0	2	49	24.5	27	0	
@MIN 11/19	L	1/0	0	0	0.0	0	0	0	0	0	0	0	2	1	12	13	0	2	60	30.0	34	0	
NO 11/26	W	1/0	1	9	9.0	9	0	0	0	0	0	0	3	2	59	40	0	4	110	27.5	40	0	
@ARI 12/2	0/0	0	0	0	0.0	0	0	0	0	0	0	0	0	0	0	0	0	0	0	0	0	0	0
PHI 12/10	0/0	0	0	0	0.0	0	0	0	0	0	0	0	0	0	0	0	0	0	0	0	0	0	0
@SEA 12/17	0/0	0	0	0	0.0	0	0	0	0	0	0	0	0	0	0	0	0	0	0	0	0	0	0
@TEN 12/24	0/0	0	0	0	0.0	0	0	0	0	0	0	0	0	0	0	0	0	0	0	0	0	0	0
SF 12/3	0/0	0	0	0	0.0	0	0	0	0	0	0	0	0	0	0	0	0	0	0	0	0	0	0
TOTALS	8-3	11/0	7	56	8.0	19	0	0	0	0.0	0	0	17	5	205	40	0	24	713	29.7	103t	1	

2016 LOS ANGELES RAMS																							
Game	W/L	G/S	Receiving					TD	Rushing				Returns										
			No	Yds	Avg	Lg	Att		Yds	Avg	Lg	TD	PR	FC	YDS	LG	TD	KR	YDS	AVG	LG	TD	
@SF 9/12	L																						
SEA 9/18	W																						
@TB 9/25	W																						
@ARI 10/2	W																						
BUF 10/9	L	1/0	0	0	0.0	0	0	0	0	0	0	0	0	0	0	0	0	1	23	23.0	23	0	
@DET 10/16	L																						
NYG 10/23	L																						
CAR 11/6	L	1/0	1	3	3.0	3	0	0	0	0.0	0	0	0	0	0	0	0	0	0	0	0	0	0
@NYJ 11/13	W	1/0	1	6	6.0	6	0	0	0	0.0	0	0	0	2	0	0	0	0	0	0	0	0	0
MIA 11/20	L	1/0	1	10	10.0	10	0	0	0	0.0	0	0	1	0	-3	-3	0	0	0	0	0	0	0
@NO 11/27	L	1/0	0	0	0.0	0	0	0	0	0.0	0	0	0	0	0	0	0	0	0	0	0	0	0
@NE 12/4	L	1/1	1	8	8.0	8	0	0	0	0.0	0	0	4	1	8	6	0	0	0	0	0	0	0
ATL 12/11	L	1/0	3	22	7.3	19	0	0	0	0.0	0	0	0	0	0	0	0	0	0	0	0	0	0
@SEA 12/15	L	1/1	3	21	7.0	13	0	0	0	0.0	0	0	0	0	0	0	0	5	98	19.6	24	0	
SF 12/24	L	1/0	0	0	0.0	0	0	0	0	0.0	0	0	0	0	0	0	0	4	129	32.3	51	0	
ARI 1/1/17	L	1/1	4	36	9.0	23	0	0	0	0.0	0	0	0	0	0	0	0	4	73	18.3	29	0	
TOTALS	4-12	10/3	14	106	7.6	23	0	0	0	0.0	0	0	5	3	5	5	0	14	323	23.1	51	0	



24 | BLAKE COUNTESS

Position: Defensive Back
 Ht./Wt.: 5-10/185
 Birth Date: 8/8/93
 College: Auburn
 Hometown: Owings Mills, Md.
 Experience: 2nd year (2nd Rams)
 Acquired: FA-'16

Career GP/GS (Playoffs): 16/2 (0/0)



TRANSACTIONS: Elevated to the active roster from the practice squad (11/18/16)...added to the Rams' practice squad (9/5/16)...released by the Eagles (9/3/16)...originally entered the NFL as Philadelphia's sixth-round draft pick (196th overall) in the 2016 NFL Draft.

2017 SEASON: Week 12 vs. New Orleans (11/26): Saw action on defense and special teams...made one solo tackle...**Week 11 at Minnesota (11/19):** Saw action on defense and special teams...made two tackles (one solo)...**Week 10 vs. Houston (11/12):** Saw action on defense and special teams...notched his first career interception and returned it 19 yards...**Week 9 at New York Giants (11/5):** Saw action on defense and on special teams...tallied three tackles (one solo)...**Week 7 vs. Arizona (10/22):** Saw action on special teams and on defense...collected two tackles (one solo)...registered one special teams tackle...**Week 6 at Jacksonville (10/16):** Saw action on special teams...**Week 5 vs. Seattle (10/8):** Played on defense and special teams...made one solo tackle on defense and one on special teams...**Week 4 at Dallas (10/1):** Saw action on defense and on special teams...notched one special teams tackle...**Week 3 at San Francisco (9/21):** Saw action on special teams and registered one special teams tackle...**Week 2 vs. Washington (9/17):** Saw action on defense and special teams...made one solo tackle on defense and one on special teams...**Week 1 vs. Indianapolis (9/10):** Saw action on defense and special teams...registered two solo tackles, including one tackle for loss.

2016 SEASON: Played in five games, started two after spending the first nine weeks on the club's practice squad...totaled 20 tackles (12 solo) and 1.0 sack...**vs. San Francisco (12/24):** Made his first career start at cornerback...finished second on the team with a career-high 11 tackles (eight solo)...also recorded his first career sack...**vs. Arizona (1/1):** Started at cornerback...compiled nine tackles (four solo), with one quarterback hit...added one special teams tackle.

COLLEGE: Ended his collegiate career at Auburn as a graduate transfer...set a career-high with 71 tackles in 2015...started 30 games in three seasons at Michigan...a member of the Jim Thorpe and Bronko Nagurski Award watch lists...a member of the All-Big Ten team as a sophomore and junior.

PERSONAL: Played on offense, defense and special teams at Our Lady of Good Counsel in Baltimore, Md...played in the U.S. Army All-American Game as a senior...earned his bachelor's degree in sport management from Michigan...working towards his master's degree in adult education from Auburn.

BLAKE COUNTESS NFL STATISTICS

		REGULAR SEASON													
Year	Team	G/S	Tackles				Interceptions					Fumbles			Yds
			Total	Solo	Asst	Sk	Yds	Int	Yds	Lg	TD	PD	FF	FR	
2016	RAMS	5/2	20	12	8	1.0	0.0	0	0	0	0	0	0	0	0
2017	RAMS	11/0	12	8	4	0.0	0.0	1	14	14	0	0	0	0	
Total		16/2	32	20	12	1.0	0.0	1	14	14	0	0	0	0	

ADDITIONAL CAREER STATISTICS: Special Teams Tackles: RAMS 2017 (5).



33 | JUSTIN DAVIS

Position: Running Back
Ht./Wt.: 6-1/198
Birth Date: 11/11/95
College: USC
Hometown: Stockton, Calif.
Experience: Rookie
Acquired: UDFA-2017

Career GP/GS (Playoffs): 3/0 (0/0)



TRANSACTIONS: Signed by the Rams as an undrafted rookie free agent (5/12/17).

2017 SEASON: **Week 12 vs. New Orleans (11/26):** Saw action on special teams and at running back...**Week 11 at Minnesota (11/19):** Declared inactive...**Week 10 vs. Houston (11/12):** Declared inactive...**Week 9 at New York Giants (11/5):** Declared inactive...**Week 7 vs. Arizona (10/22):** Declared inactive...**Week 6 at Jacksonville (10/16):** Declared inactive...**Week 5 vs. Seattle (10/8):** Declared inactive...**Week 4 at Dallas (10/1):** Declared inactive...**Week 3 at San Francisco (9/21):** Saw action on special teams...**Week 2 vs. Washington (9/17):** Declared inactive...**Week 1 vs. Indianapolis (9/10):** Saw action on offense and special teams...rushed one time for one yard.

COLLEGE: Earned 15 career starts in 43 career games played...amassed 2,465 yards on 461 carries (5.3 avg.) with 19 touchdowns, plus 46 receptions for 400 yards (8.7 avg) with 2 touchdowns and 7 kickoff returns for 211 yards (19.2 avg.) in his career...his 2,465 career rushing yards is 12th on USC's all-time list...recorded five 100-yard rushing games in his collegiate career...as a senior in 2016, started the first six games at tailback but an injury in the sixth game (Colorado) sidelined him for the next three games...appeared in 10 games as a senior, recording 607 yards on 110 carries (5.5 avg.) with 2 touchdowns and 14 receptions for 112 yards (8.0 avg.)...won USC's 2016 Trojan Commitment Award and Lifter of the Year Award...was invited to the 2017 East-West Shrine Game...In 2015, started the last eight games at tailback as a junior...appeared in 13 games...ran for 902 yards on 169 carries (5.3 avg.) with 7 touchdowns, caught 18 passes for 189 yards (10.5 avg.) and had 11 kickoff returns for 211 yards (19.2 avg.)...earned 2015 All-Pac-12 honorable mention and Phil Steele All-Pac-12 third team...toted the rock 129 time for 595 yards (4.6 avg.) as a sophomore in 2014...added four rushing touchdowns, plus 13 receptions for 92 yards (7.1 avg.) with two touchdowns through the air...saw action in all 13 games...enrolled at USC as a freshman in the spring of 2013 after graduating a semester early from high school...made an immediate impression as a backup tailback as a first-year freshman in 2013 before suffering a season-ending injury...appeared in the first seven games, rushing for 361 yards on 53 carries (6.8 avg.) with six touchdowns.

PERSONAL: Was a social sciences (economics) major at USC...born in Stockton, Calif...also ran track at Lincoln HS, with bests of 11.09 in the 100 meters, 22.76 in the 200 meters and 19-10 long jump.

JUSTIN DAVIS NFL STATISTICS

Year	Team	G/S	REGULAR SEASON										
			Receiving					Rushing					
			No	Yds	Avg	Lg	TD	Att	Yds	Avg	Lg	TD	
2017	RAMS	3/0	0	0	0.0	0	0	0	1	1	1.0	1	0
TOTALS		3/0	0	0	0.0	0	0	0	1	1	1.0	1	0

JUSTIN DAVIS GAME-BY-GAME STATISTICS

2017 LOS ANGELES RAMS												
Game	W/L	Receiving				Rushing						
		P/S	No	Yds	Avg	Lg	TD	Att	Yds	Avg	Lg	TD
IND 9/10	W	1/0	0	0	0.0	0	0	1	1	1.0	1	0
WAS 9/17	L					Inactive						
@SF 9/21	W	1/0	0	0	0.0	0	0	0	0	0.0	0	0
@DAL 10/1	W					Inactive						
SEA 10/8	L					Inactive						
@JAC 10/15	W					Inactive						
ARI 10/22	W					Inactive						
@NYG 11/5	W					Inactive						
HOU 11/12	W					Inactive						
@MIN 11/19	L					Inactive						
NO 11/26	W	1/0	0	0	0.0	0	0	0	0	0.0	0	0
@ARI 12/2		0/0	0	0	0.0	0	0	0	0	0.0	0	0
PHI 12/10		0/0	0	0	0.0	0	0	0	0	0.0	0	0
@SEA 12/17		0/0	0	0	0.0	0	0	0	0	0.0	0	0
@TEN 12/24		0/0	0	0	0.0	0	0	0	0	0.0	0	0
SF 12/31		0/0	0	0	0.0	0	0	0	0	0.0	0	0
TOTALS	8-3	3/0	0	0	0.0	0	0	1	1	1.0	1	0



99 | AARON DONALD

Position:	Defensive Tackle
Ht./Wt.:	6-1/280
Birth Date:	5/23/91
College:	Pittsburgh
Hometown:	Pittsburgh, Pa.
Experience:	4th year (4th Rams)
Acquired:	D1B-2014 (13th)

Career GP/GS (Playoffs): 58/54 (0/0)




TRANSACTIONS: Selected by the Rams in the first round (13th overall) of the 2014 NFL Draft (5/8/14).

PRO: Started 53-of-57 career games on the defensive line...collected 253 career tackles (171 solo), including 34 sacks and eight forced fumbles...recipient of the club's Daniel F. Reeves Memorial Award as the Rams' Most Valuable Player in 2016...named to three consecutive Pro Bowls in his first three seasons (2015-17)...became the third Rams defensive tackle to be selected to three or more consecutive Pro Bowls...



Donald earned NFL All-Pro Honors in 2015 and 2016

appeared in 48 games and started 44...in 2016, led the Rams with 8.0 sacks and finished second among Rams defensive linemen with 62 tackles...in 2015, notched 11.0 sacks which led the NFL at the defensive tackle position...also had a team-high 49 quarterback pressures and 29 hits on the quarterback...in 2014, posted 9.0 sacks, which led all rookies and are the most ever by a Rams' rookie...was first Rams' rookie selected to the Pro Bowl since RB Jerome Bettis in 1993.



2017 SEASON: Week 12 vs. New Orleans (11/26): Started at defensive tackle...notched five tackles (three solo), including two for loss...added 1.0 sack and one quarterback hit...**Week 11 at Minnesota (11/19):**

Started at defensive tackle...recorded three tackles (two solo)...**Week 10 vs. Houston (11/12):** Started at defensive tackle...registered four tackles (two solo), including one for loss...added one strip sack, making him the first Ram to force a fumble during the first drive of the game in back-to-back games...also had one quarterback hit and one pass defended...**Week 9 at New York Giants (11/5):** Started at defensive tackle...collected five tackles (three solo)...

notched one sack, forced a fumble and recovered a fumble...added one quarterback hit and one pass defended...**Week 7 vs. Arizona (10/22):** Started at defensive tackle...recorded three tackles (two solo), including two for a loss...picked up a sack and two quarterback hits...**Week 6 at Jacksonville (10/16):** Started at defensive tackle...registered three tackles (two solo), including one for loss...also collected 1.0 sack, three quarterback hits and one forced fumble...**Week 5 vs. Seattle (10/8):** Started at defensive tackle...registered six tackles (three solo), including two for a loss...also recorded three quarterback hits...**Week 4 at Dallas (10/1):** Started at defensive tackle...tallied five tackles (two solo), including one for loss and one quarterback hit...**Week 3 at San Francisco (9/21):** Started at defensive tackle...recorded three tackles (two solo), including one for loss, two quarterback hits and a game-clinching sack...**Week 2 vs. Washington (9/17):** Started at defensive tackle...registered two tackles (one solo), including one for loss...also had one hit on the quarterback...**Week 1 vs. Indianapolis (9/10):** Roster exemption.



Donald earned NFC Defensive Player of the Week honors at Arizona (10/2/16)

2016 SEASON: Named to his third-consecutive Pro Bowl after starting all 16 games...was the recipient of the club's Daniel F. Reeves Memorial Award as the Rams' Most Valuable Player...one of two defensive captains, as voted on by his teammates...finished the season with 62 tackles and 8.0 sacks...had career-highs in passes defended (six) and forced fumbles (two)...**vs. Seattle (9/18):** Recorded five total tackles (four solo)...compiled three quarterback pressures and four quarterback hits...**at Arizona (10/2):** Registered five tackles (three solo)...registered his first sack of the season and added a forced fumble on the play...also split a sack with DE Eugene Sims...named NFC Defensive Player of the Week...**at Detroit (10/16):** Registered two tackles (three solo)...notched one sack for five yards, moved into the top-15 in Rams history with his 23rd career sack...added four quarterback pressures and two quarterback hits on the day...**vs. Carolina (11/6):** Registered two total tackles...added a season-high two sacks for a loss of 19 yards...pressured Panthers QB Cam Newton six times...led all defensive tackles in sacks through nine weeks...**at New Orleans (11/27):** Notched three solo tackles (three solo)...added one sack for a loss of eight yards, while forcing a QB Drew Brees fumble...also recorded three quarterback pressures and one quarterback hit...**vs. Atlanta (12/11):** Registered three tackles (two solo)...sacked QB Matt Ryan for a loss of six yards...added one quarterback hit and one quarterback pressure...**vs. San Francisco (12/24):** Notched a season-high seven tackles (six solo)...sacked QB Colin Kaepernick for a loss of three yards...added a season-high six quarterback pressures and three quarterback hits.

2015 SEASON: Started 16 games at defensive tackle...earned second consecutive Pro Bowl berth...notched 11.0 sacks to set a new single season-high and earn the team lead in the category...the mark also led the NFL at the defensive tackle position...also had a team-high 49 quarterback pressures and 29 hits on the quarterback...recorded a personal-best 85 tackles on the sea-

son (60 solo)...voted Rams' MVP by teammates...**at Seattle (12/27)**: Recorded seven tackles (four solo)...also registered nine quarterback pressures and three hits on the quarterback...**vs. Tampa Bay (12/17)**: Started at defensive tackle...recorded six tackles (four solo)...also had two quarterback pressures and three hits...**vs. Detroit (12/13)**: Notched a career-high 3.0 sacks on QB Matt Stafford...marked his third career multi-sack game, and first 3.0 sack game...also registered two solo tackles and three quarterback hits...**vs. Arizona (12/6)**: Sacked Arizona QB Carson Palmer...also had seven tackles (six solo), two quarterback pressures and five quarterback hits...**at Baltimore (11/22)**: Sacked Ravens QB Joe Flacco for a seven yard loss...registered 10 tackles (eight solo), five quarterback pressures and one hit on the quarterback...**vs. Chicago (11/15)**: Split a sack with DE Williams Hayes on Bears QB Jay Cutler for a nine yard loss...added a solo sack on Cutler marked his second career multi-sack game...also notched five tackles (four solo) and one quarterback hit and pressure...**vs. Cleveland (10/25)**: Compiled 1.0 sack, two solo tackles, three quarterback hits and two forced fumbles...**vs. Pittsburgh (9/27)**: Sacked Steelers QB Ben Roethlisberger for an 8-yard loss...registered six tackles (four solo)...**at Washington (9/20)**: Split a sack on QB Kirk Cousins with DE Chris Long...tallied five tackles (four tackles)...**vs. Seattle (9/13)**: Sacked QB Russell Wilson two times to bump his career sack total to 11...marked his first multi-sack game of his career...added 11 tackles to establish a new career-high...earned NFC Defensive Player of the Week honors.

2014 SEASON: Finished the season with 72 tackles (49 solo), 9.0 sacks and 38 quarterback pressures...from weeks 10-15, he had a sack in five straight games...also posted a team-high 17 tackles for loss on the season and coaches credited him with 32 quarterback pressures and 12 quarterback hits...his 9.0 sacks are the most ever by a Rams rookie regardless of position...**vs. Minnesota (9/7)**: Made his NFL debut...recorded six tackles (five solo)...**at Tampa Bay (9/14)**: Saw action on defense and special teams...recorded six tackles (five solo)...recorded his first career sack...**vs. San Francisco (10/13)**: Made his first career start at defensive tackle...tallied seven tackles (five solo)...**vs. Seattle (10/16)**: Started at defensive tackle...notched six solo tackles and 1.0 sack...**at Kansas City (10/26)**: Started at defensive tackle...tallied three solo tackles and one forced fumble...**at San Francisco (11/2)**: Started at defensive tackle...registered one solo tackle and 1.0 sack...**vs. Denver (11/16)**: Started at defensive tackle...registered two solo tackles and 1.0 sack...**at San Diego (11/23)**: Started at defensive tackle...notched seven tackles (four solo) and 1.0 sack...**vs. Oakland (11/30)**: Started at defensive tackle...tallied five tackles (three solo) and 1.0 sack...**at Washington (12/7)**: Started at defensive tackle...notched five tackles (two solo) and 1.0 sack...**vs. Arizona (12/11)**: Recorded his 10th career start at defensive tackle...registered six tackles (two solo) and 1.0 sack...**at Seattle (12/28)**: Started at defensive tackle...posted seven tackles (four solo) and 1.0 sack...led all rookies with 9.0 sacks.

COLLEGE: Recipient of the Bronko Nagurski Trophy (nation's most outstanding defensive player), Chuck Bednarik (defensive player of the year), Outland Trophy (nation's best offensive or defensive interior lineman) and Rotary Lombardi Award (nation's most outstanding lineman or linebacker)...also named Athlon Sports National Defensive Player of the Year, CBSsports.com National Defensive Player of the Year and Lindy's Sports National Defensive Player of the Year...named All-American first-team by The NFL Draft Report, American Football Coaches Association, Associated Press, Athlon Sports, ESPN.com, Football Writers Association of America, Lindy's Sports, SI.com, Sporting News, USA Today and Walter Camp Football Foundation...was also the recipient of the Atlantic Coast Conference Defensive Player of the Year Award by the league's coaches, media and Athlon Sports...added All-ACC first-team honors...earned unanimous first-team All-American status, he became the first Pitt defensive player to accomplish that feat since legendary defensive end Hugh Green in 1980...started 30-of-51 games at Pittsburgh - 25 at strong-side defensive tackle and five at strong-side defensive end...recorded 181 tackles (115 solos) with 29.5 sacks for minus 200 yards, 66.0 stops for losses totaling 315 yards, 43 quarterback pressures, 11 pass deflections and six forced fumbles...ranks fourth in NCAA FBS history with his 66.0 tackles-for-loss...his 29.5 sacks and 28 solo sacks both ranked third among active players, as his lost yardage via sacks (200) placed fourth...his 66 tackles-for-loss are the most by a Panther since the NCAA began recognizing that category in 1999...in 2013, earned Player of the Week honors for his performance vs. Virginia from the Bednarik Award and Athlon Sports...received National Player of the Week from the Bednarik Award vs. Georgia Tech and was also named ACC Player of the Week for that effort...closed out the regular schedule with Lott IMPACT Player of the Week and Walter Camp National Defensive Player of the Week recognition for the Syracuse clash...in 2012, earned third-team All-American honors from The NFL Draft Report after he led the team with 5.5 sacks for minus 36 yards, 18.5 stops for losses of 78 yards and eleven quarterback pressures...in 2011, received All-Big East Conference second-team honors from the league's coaches...played in all thirteen games as a reserve defensive tackle in 2010.

PERSONAL: Attended Penn Hills (Pa.) High School, playing football for head coach Ron Graham...regarded as one of the most dominating defensive linemen in Western Pennsylvania Interscholastic Athletic League Class AAAA ranks...selected first team All-State Class AAAA by the Pennsylvania Sports Writers Association each of his final two seasons...The Pennsylvania Football News All-Class AAAA, Pittsburgh Post-Gazette WPIAL Class AAAA Player of the Year, Pittsburgh Post-Gazette "Fabulous 22" and Pittsburgh Tribune-Review "Terrific 25" choice compiled 63 tackles, including fifteen for loss and eleven sacks as a senior...also started at offensive guard and was a three-year starter on both sides of the ball...the Indians advanced to the WPIAL Class AAAA playoffs in each of Donald's three years as a starter...selected to play in the Big 33 Football Classic and was rated one of the country's top 25 defensive tackles by Scout.com...majored in Communications...son of Anita Goggins and Archie Donald...his brother, Archie, played linebacker at Toledo...his sister, Akita, is a dentist and graduated from Carlow College Masters program...resides in Penn Hills, Pennsylvania...participated in numerous community events, including Coach Fisher & Friends Celebrity Softball game, the 6th Annual Playground Build at Marygrove, United Way Kickoff to Charity Luncheon, St. Louis Rams Training Academy Youth Camp and the All-Community Team Ticket Program - Donald's Drop Squad.

AARON DONALD NFL STATISTICS

REGULAR SEASON

Year	Team	G/S	Tackles			Sk	Yds	Interceptions				TD	PD	Fumbles		
			Total	Solo	Asst			Int	Yds	Lg	FF			FR	Yds	
2014	RAMS	16/12	72	49	23	9.0	60	0	0	0	0	0	1	0	0	
2015	RAMS	16/16	85	60	25	11.0	59.5	0	0	0	0	0	2	1	0	
2016	RAMS	16/16	62	43	19	8.0	54	0	0	0	0	6	2	0	0	
2017	RAMS	9/9	39	22	17	6.0	40.0	0	0	0	0	2	3	1	0	
Total		57/53	258	174	84	34.0	227.5	0	0	0	0	8	8	2	0	

SINGLE GAME HIGHS

Total Tackles – 11, vs. Seattle (9/13/15)
 Solo Tackles – 8, at Baltimore (11/22/15)
 Sacks – 3.0, vs. Detroit (12/13/15)

AARON DONALD GAME-BY-GAME STATISTICS

2017 LOS ANGELES RAMS

Game	W/L	P/S	T	S	A	Sk	Yds	Int	Yds	Lg	TD	PD	FF	FR	Yds
IND 9/10	W						Exempt								
WAS 9/17	L	1/1	2	1	1	0.0	0.0	0	0	0	0	0	0	0	0
@SF 9/21	W	1/1	3	2	1	1.0	8.0	0	0	0	0	0	0	0	0
@DAL 10/1	W	1/1	5	2	3	0.0	0.0	0	0	0	0	0	0	0	0
SEA 10/8	L	1/1	6	3	3	0.0	0.0	0	0	0	0	0	0	0	0
@JAC 10/15	W	1/1	3	2	1	1.0	4.0	0	0	0	0	0	1	0	0
ARI 10/22	W	1/1	3	2	1	1.0	11.0	0	0	0	0	0	0	0	0
@NYG 11/5	W	1/1	5	3	2	1.0	3.0	0	0	0	0	1	1	1	0
HOU 11/12	W	1/1	4	2	2	1.0	14.0	0	0	0	0	1	1	0	0
@MIN 11/19	L	1/1	3	2	1	0.0	0.0	0	0	0	0	0	0	0	0
NO 11/26	W	1/1	5	3	2	1.0	6.0	0	0	0	0	0	0	0	0
@ARI 12/2	0/0	0	0	0	0	0.0	0.0	0	0	0	0	0	0	0	0
PHI 12/10	0/0	0	0	0	0	0.0	0.0	0	0	0	0	0	0	0	0
@SEA 12/17	0/0	0	0	0	0	0.0	0.0	0	0	0	0	0	0	0	0
@TEN 12/24	0/0	0	0	0	0	0.0	0.0	0	0	0	0	0	0	0	0
SF 12/31	0/0	0	0	0	0	0.0	0.0	0	0	0	0	0	0	0	0
TOTALS	8-3	10/10	39	22	17	6.0	46.0	0.0	0	0	0	0	2	1	0

2016 LOS ANGELES RAMS

Game	W/L	P/S	T	S	A	Sk	Yds	Int	Yds	Lg	TD	PD	FF	FR	Yds
@SF 9/12	L	1/1	4	3	1	0.0	0	0	0	0	0	0	0	0	0
SEA 9/18	W	1/1	5	4	1	0.0	0	0	0	0	0	0	0	0	0
@TB 9/25	W	1/1	3	1	2	0.0	0	0	0	0	0	0	2	0	0
@ARI 10/2	W	1/1	5	3	2	1.5	9.5	0	0	0	0	1	1	0	0
BUF 10/9	L	1/1	2	2	0	0.5	3.5	0	0	0	0	0	0	0	0
@DET 10/16	L	1/1	4	3	1	1.0	5	0	0	0	0	0	0	0	0
NYG 10/23	L	1/1	6	4	2	0.0	0	0	0	0	0	0	0	0	0
CAR 11/6	L	1/1	2	2	0	2.0	19	0	0	0	0	0	0	0	0
@NYJ 11/13	W	1/1	4	2	2	0.0	0	0	0	0	0	0	0	0	0
MIA 11/20	L	1/1	5	2	3	0.0	0	0	0	0	0	1	0	0	0
@NO 11/27	L	1/1	3	3	0	1.0	8	0	0	0	0	0	0	1	0
@NE 12/4	L	1/1	4	3	1	0.0	0	0	0	0	0	0	0	0	0
ATL 12/11	L	1/1	3	2	1	1.0	6	0	0	0	0	0	0	0	0
@SEA 12/15	L	1/1	5	3	2	0.0	0	0	0	0	0	1	0	0	0
SF 12/24	L	1/1	7	6	1	1.0	3	0	0	0	0	0	0	0	0
ARI 11/17	L	1/1	0	0	0	0.0	0	0	0	0	0	0	1	0	0
TOTALS	4-12	16/16	62	43	19	8.0	54.0	0	0	0	0	6	2	0	0

2015 ST. LOUIS RAMS

Game	W/L	P/S	T	S	A	Sk	Yds	Int	Yds	Lg	TD	PD	FF	FR	Yds
SEA 9/13	W	1/1	11	6	5	2.0	10.0	0	0	0	0	0	0	0	0
@WASH 9/20	L	1/1	5	4	1	0.5	4.0	0	0	0	0	0	0	0	0
PIT 9/27	L	1/1	6	4	2	1.0	8.0	0	0	0	0	0	0	0	0
@ARI 10/4	W	1/1	4	2	2	0.0	0	0	0	0	0	0	0	0	0
@GB 10/11	L	1/1	3	2	1	0.0	0	0	0	0	0	0	0	0	0
CLEV 10/25	W	1/1	2	2	0	1.0	0	0	0	0	0	2	0	0	0
SF 11/1	W	1/1	4	4	0	0.0	0	0	0	0	0	0	0	0	0
@MINN 11/8	L	1/1	4	3	1	0.0	0	0	0	0	0	0	0	0	0
CHI 11/15	L	1/1	5	4	1	1.5	9.5	0	0	0	0	0	1	0	0
@BAL 11/22	L	1/1	10	8	2	1.0	7.0	0	0	0	0	0	0	0	0
@CIN 11/29	L	1/1	6	3	3	0.0	0	0	0	0	0	0	0	0	0
ARI 12/6	L	1/1	7	6	1	1.0	4.0	0	0	0	0	0	0	0	0
DET 12/13	W	1/1	2	2	0	3.0	17.0	0	0	0	0	0	0	0	0
TB 12/17	W	1/1	6	4	2	0.0	0	0	0	0	0	0	0	0	0
@SEA 12/27	W	1/1	7	4	3	0.0	0	0	0	0	0	0	0	0	0
@SF 1/3/16	L	1/1	3	2	1	0.0	0	0	0	0	0	0	0	0	0
TOTAL	7-9	16/16	85	60	25	11.0	59.5	0	0	0	0	2	1	0	0

2014 ST. LOUIS RAMS

Game	W/L	P/S	T	S	A	Sk	Yds	Int	Yds	Lg	TD	PD	FF	FR	Yds
MIN 9/7	L	1/0	6	5	1	0.0	0	0	0	0	0	0	0	0	0
@TB 9/14	W	1/0	6	5	1	1.0	4	0	0	0	0	0	0	0	0
DAL 9/21	L	1/0	4	3	1	0.0	0	0	0	0	0	0	0	0	0
PHL 10/5	L	1/0	4	2	2	0.0	0	0	0	0	0	0	0	0	0
SF 10/13	L	1/1	7	5	2	0.0	0	0	0	0	0	0	0	0	0
SEA 10/19	W	1/1	6	6	0	1.0	5	0	0	0	0	0	0	0	0
@KC 10/26	L	1/1	3	3	0	0.0	0	0	0	0	0	0	0	1	0
@SF 11/2	W	1/1	1	1	0	1.0	9	0	0	0	0	0	0	0	0
@ARI 11/9	L	1/1	3	2	1	0.0	0	0	0	0	0	0	0	0	0
DEN 11/16	W	1/1	2	2	0	1.0	12	0	0	0	0	0	0	0	0
@SD 11/23	L	1/1	7	4	3	1.0	5	0	0	0	0	0	0	0	0
OAK 11/30	W	1/1	5	3	2	1.0	8	0	0	0	0	0	0	0	0
@WAS 12/7	W	1/1	5	2	3	1.0	8	0	0	0	0	0	0	0	0
ARI 12/11	L	1/1	6	2	4	1.0	8	0	0	0	0	0	0	0	0
NYG 12/21	L	1/1	0	0	0	0.0	0	0	0	0	0	0	0	0	0
@SEA 12/28	L	1/1	7	4	3	1.0	1	0	0	0	0	0	0	0	0
TOTAL	6-10	16/12	72	49	23	9.0	60	0	0	0	0	0	0	1	0



25 | LANCE DUNBAR

Position:	Running Back
Ht./Wt.	5-8/187
Birth Date:	1/25/90
College:	North Texas
Hometown:	New Orleans, La.
Experience:	6th year (1st Rams)
Acquired:	FA-2017

Career GP/GS (Playoffs): 55/0 (0/0)



TRANSACTIONS: Placed on active roster (11/11/17)...placed on physically unable to perform list (7/28/17)...signed by the Rams as a free agent (3/16/17)...re-signed with Dallas (3/18/16)...re-signed with the Cowboys (4/21/15)...added to Dallas' active roster from the practice squad (10/8/12)...added to the Cowboys' practice squad (9/1/12)...released by Dallas (8/31/12)...originally entered the NFL as an undrafted free agent signed by the Dallas Cowboys (4/30/12).

PRO: Sixth-year running back joins the Rams after spending the first five seasons of his career with the Cowboys...has 68 receptions for 646 yards in addition to 94 rushes for 422 yards and one touchdown...also played a prominent role on special teams, returning 23 kickoffs, totaling 513 yards.

2017 SEASON: Week 12 vs. New Orleans (11/26): Declared inactive...**Week 11 at Minnesota (11/19)** Saw action at running back and on special teams...**Week 10 vs. Houston (11/12):** Saw action at running back and on special teams...rushed for 31 yards on five carries.

2016 SEASON: Played in 13 games, scored his first career rushing touchdown...**at Washington (9/18):** Caught two passes for 26 yards...**vs. Chicago (9/25):** Recorded his first career touchdown on a 1-yard rush.

2015 SEASON: Was limited to just four games while dealing with a knee injury...had five rushes for 67 yards and 21 receptions for 215 yards...**vs. New York Giants (9/13):** Led the team with eight receptions for 70 yards...**vs. Atlanta (9/27):** Recorded a career-high 10 catches and a career-best 100 receiving yards, leading the team in both categories.

2014 SEASON: Played in all 16 games as a reserve running back, playing a large on special teams, accumulating four special teams tackles...**at Seattle (10/12):** Hauled in four passes for 48 yards, with a long of 21 yards.

2013 SEASON: Saw action in nine games before being placed on injured reserve following Week 13...**at New York Giants (11/24):** Rushed three times for 20 yards in addition to two catches for 26 yards, with a career-long 17 yard reception...**vs. Oakland (11/28):** Set career highs with 12 rushes for a team-leading 82 yards with a long rush of 45 yards.

2012 SEASON: Played in 12 games after being activated from the practice squad prior to Week 5...recorded 10 special teams tackles while also seeing time as a reserve on offense...**vs. New York Giants (10/28):** Returned six kickoffs for a 143 yards, including a long of 44 yards.

COLLEGE: Finished his career as North Texas' all-time leading rusher...set the North Texas single-game record as a senior, rushing for 313 yards against Middle Tennessee State (12/3/11)...finished his senior season with 1,115 rushing yards and 10 rushing touchdowns...as a junior, set the school's single-season record with 1,885 all-purpose yards...his 1,553 rushing yards were eighth in the NCAA...named honorable mention All-America by *Sports Illustrated* following his sophomore season after accumulating 19 total touchdowns.

PERSONAL: Rushed for over 1,200 yards as a senior at Haltom High School in Haltom City, Texas...also lettered in track at Haltom High...began his high school career in at De LaSalle High School in New Orleans, where he rushed for more than 1,000 yards and eight touchdowns as a sophomore.

LANCE DUNBAR NFL STATISTICS

REGULAR SEASON

Year	Team	Receiving						Rushing					TD
		G/S	No	Yds	Avg	Lg	TD	Att	Yds	Avg	Lg		
2012	Dallas	12/0	6	33	5.5	14	0	21	75	3.6	18	0	
2013	Dallas	9/0	7	59	8.4	17	0	30	150	5.0	45	0	
2014	Dallas	16/0	18	217	12.1	40	0	29	99	3.4	14	0	
2015	Dallas	4/0	21	215	10.2	39	0	5	67	13.4	45	0	
2016	Dallas	13/0	16	122	7.6	16	0	9	31	3.4	10	1	
2017	RAMS	2/0	0	0	0.0	0	0	5	31	6.2	12	0	
TOTALS		56/0	68	646	9.5	40	0	99	453	4.6	45	1	

Year	Team	Punt Returns				Kickoff Returns					
		No	Yds	Avg	Lg	TD	Att	Yds	Avg	Lg	TD
2012	Dallas	0	0	0.0	0	0	12	261	21.8	44	0
2013	Dallas	0	0	0.0	0	0	1	28	28.0	28	0
2014	Dallas	0	0	0.0	0	0	2	46	23.0	28	0
2015	Dallas	1	4	4.0	4	0	6	146	24.3	32	0
2016	Dallas	0	0	0.0	0	0	2	32	16.0	16	0
TOTALS		1	4	4.0	0	0	23	513	22.3	44	0

ADDITIONAL CAREER STATISTICS: Special Teams Tackles: 2014 (4), 2012 (10), TOTAL: 14.

SINGLE GAME HIGHS

Rushing Attempts – 12, vs. Oakland (11/28/13)
 Rushing Yards – 82, vs. Oakland (11/28/13)
 Long– 45, twice, last at New Orleans (10/4/15)
 Touchdowns – 1, vs. Chicago (9/25/16)

LANCE DUNBAR GAME-BY-GAME STATISTICS

2017 LOS ANGELES RAMS

Game	W/L	Receiving						Rushing				Returns												
		G/S	No	Yds	Avg	Lg	TD	Att	Yds	Avg	Lg	TD	PR	FC	YDS	LG	TD	KR	YDS	AVG	LG	TD		
IND 9/10	W																							
WAS 9/17	L																							
@SF 9/21	W																							
@DAL 10/1	W																							
SEA 10/8	L																							
@JAC 10/15	W																							
ARI 10/22	W																							
@NYG 11/5	W																							
HOU 11/12	W	1/0	0	0	0.0	0	0	5	31	6.2	12	0	0	0	0	0	0	0	0	0	0	0	0	0
@MIN 11/19	L	1/0	0	0	0.0	0	0	0	0	0.0	0	0	0	0	0	0	0	0	0	0	0	0	0	0
NO 11/26	W																							
@ARI 12/2		0/0	0	0	0.0	0	0	0	0	0.0	0	0	0	0	0	0	0	0	0	0	0	0	0	0
PHI 12/10		0/0	0	0	0.0	0	0	0	0	0.0	0	0	0	0	0	0	0	0	0	0	0	0	0	0
@SEA 12/17		0/0	0	0	0.0	0	0	0	0	0.0	0	0	0	0	0	0	0	0	0	0	0	0	0	0
@TEN 12/24		0/0	0	0	0.0	0	0	0	0	0.0	0	0	0	0	0	0	0	0	0	0	0	0	0	0
SF 12/3		0/0	0	0	0.0	0	0	0	0	0.0	0	0	0	0	0	0	0	0	0	0	0	0	0	0
TOTALS	8-3	2/0	0	0	0.0	0	0	5	31	6.2	12	0	0	0	0	0	0	0	0	0	0	0	0	0

2016 DALLAS COWBOYS

Game	W/L	Receiving						Rushing				Returns												
		G/S	No	Yds	Avg	Lg	TD	Att	Yds	Avg	Lg	TD	PR	FC	YDS	LG	TD	KR	YDS	AVG	LG	TD		
NYG 9/11	L	1/0	1	16	16.0	16	0	0	0	0.0	0	0	0	0	0	0	0	0	0	0	0.0	0	0	0
@WAS 9/18	W	1/0	2	26	13.0	16	0	3	6	2.0	4	0	0	0	0	0	0	0	0	0	0.0	0	0	0
CHI 9/25	W	1/0	0	0	0.0	0	0	1	1	1.0	1t	1	0	0	0	0	0	0	0	0	0.0	0	0	0
@SF 10/2	W	1/0	2	14	7.0	9	0	1	2	2.0	2	0	0	0	0	0	0	0	0	0	0.0	0	0	0
CIN 10/9	W	0/0																						
@GB 10/16	W	0/0																						
PHI 10/30	W	0/0																						
@CLE 11/6	W	1/0	0	0	0.0	0	0	0	0	0.0	0	0	0	0	0	0	0	0	0	0	0.0	0	0	0
@PIT 11/13	W	1/0	0	0	0.0	0	0	0	0	0.0	0	0	0	0	0	0	0	0	0	0	0.0	0	0	0
BAL 11/20	W	1/0	2	14	7.0	8	0	1	2	2.0	2	0	0	0	0	0	0	0	0	0	0.0	0	0	0
WAS 11/24	W	1/0	1	1	1.0	1	0	0	0	0.0	0	0	0	0	0	0	0	0	0	0	0.0	0	0	0
@MIN 12/1	W	1/0	0	0	0.0	0	0	0	0	0.0	0	0	0	0	0	0	0	0	0	0	0.0	16	16	0
@NYG 12/11	L	1/0	3	12	4.0	4	0	0	0	0.0	0	0	0	0	0	0	0	0	0	0	1	16	16	0
TB 12/18	W	1/0	2	20	10.0	15	0	0	0	0.0	0	0	0	0	0	0	0	0	0	0	0	0	0	0
DET 12/26	W	1/0	0	0	0.0	0	0	0	0	0.0	0	0	0	0	0	0	0	0	0	0	0	0	0	0
@PHI 1/1/17	L	1/0	3	19	6.3	9	0	3	20	6.7	10	0	0	0	0	0	0	0	0	0	0	0	0	0
TOTALS	13-3	13/0	16	122	7.6	16	0	9	31	3.4	10	1	0	0	0	0	0	0	0	2	32	16.0	16	0

2015 DALLAS COWBOYS

Game	W/L	Receiving				Rushing					Returns					YDS	AVG	LG	TD				
		G/S	No	Yds	Avg	Lg	TD	Att	Yds	Avg	Lg	TD	PR	FC	YDS					LG	TD	KR	
NYG 9/13	W	1/0	8	70	8.8	24	0	0	0	0.0	0	0	0	0	0	0	0	3	70	23.3	32	0	
@PHI 9/20	W	1/0	3	45	15.0	39	0	1	8	8.0	8	0	0	0	0	0	0	1	31	31.0	31	0	
ATL 9/27	L	1/0	10	100	10.0	22	0	1	5	5.0	5	0	1	0	4	4	0	1	28	28.0	28	0	
@NO 10/4	L	1/0	0	0	0.0	0	0	3	54	18.0	45	0	0	0	0	0	0	1	17	17.0	17	0	
NE 10/11	L	0/0										Inactive											
@NYG 10/25	L	0/0										Inactive											
SEA 11/1	L	0/0										Inactive											
PHI 11/8	L	0/0										Inactive											
@TB 11/15	L	0/0										Inactive											
@MIA 11/22	W	0/0										Inactive											
CAR 11/26	L	0/0										Inactive											
@WAS 12/7	W	0/0										Inactive											
@GB 12/13	L	0/0										Inactive											
NYJ 12/19	L	0/0										Inactive											
@BUF 12/27	L	0/0										Inactive											
WAS 1/3/16	L	0/0										Inactive											
TOTAL		4-12	4/0	21	215	10.2	39	0	5	67	13.4	45	0	1	0	4	4	0	6	146	24.3	32	0

2014 DALLAS COWBOYS

Game	W/L	Receiving				Rushing					Returns					YDS	AVG	LG	TD					
		G/S	No	Yds	Avg	Lg	TD	Att	Yds	Avg	Lg	TD	PR	FC	YDS					LG	TD	KR		
SF 9/7	L	1/0	3	21	7.0	11	0	0	0	0.0	0	0	0	0	0	0	0	0	0	0	0	0	0	
@TEN 9/14	W	1/0	0	0	0.0	0	0	11	27	2.5	7	0	0	0	0	0	0	0	0	0	0	0	0	
@STL 9/21	W	1/0	0	0	0.0	0	0	0	0	0.0	0	0	0	0	0	0	0	0	0	0	0	0	0	
NO 9/28	W	1/0	2	36	18.0	24	0	0	0	0.0	0	0	0	0	0	0	0	0	0	0	0	0	0	
HOU 10/5	W	1/0	0	0	0.0	0	0	0	0	0.0	0	0	0	0	0	0	0	0	0	0	0	0	0	
@SEA 10/12	W	1/0	4	48	12.0	21	0	1	-4	-4.0	-4	0	0	0	0	0	0	0	0	0	0	0	0	
NYG 10/19	W	1/0	0	0	0.0	0	0	3	16	5.3	13	0	0	0	0	0	0	0	0	0	0	0	0	
WAS 10/27	L	1/0	1	11	11.0	11	0	1	6	6.0	6	0	0	0	0	0	0	0	0	0	0	0	0	
ARI 11/2	L	1/0	2	52	26.0	40	0	3	9	3.0	6	0	0	0	0	0	0	0	0	0	0	0	0	
@JAX 11/9	W	1/0	2	7	3.5	4	0	0	0	0.0	0	0	0	0	0	0	0	0	0	0	0	0	0	
@NYG 11/23	W	1/0	1	26	26.0	26	0	0	0	0.0	0	0	0	0	0	0	0	0	0	0	0	0	0	
PHI 11/27	L	1/0	0	0	0.0	0	0	2	15	7.5	14	0	0	0	0	0	0	2	46	23.0	28	0		
@CHI 12/4	W	1/0	0	0	0.0	0	0	0	0	0.0	0	0	0	0	0	0	0	0	0	0	0	0	0	
@PHI 12/14	W	1/0	1	6	6.0	6	0	5	22	4.4	7	0	0	0	0	0	0	0	0	0	0	0	0	
IND 12/21	W	1/0	2	10	5.0	14	0	2	4	2.0	5	0	0	0	0	0	0	0	0	0	0	0	0	
@WAS 12/28	W	1/0	0	0	0.0	0	0	1	4	4.0	4	0	0	0	0	0	0	0	0	0	0	0	0	
TOTALS		12-4	16/0	18	217	12.1	40	0	29	99	3.4	14	0	0	0	0	0	0	2	36	23.0	28	0	
POSTSEASON																								
DET 1/4/15	W	1/0	0	0	0.0	0	0	0	0	0.0	0	0	0	0	0	0	0	1	10	10.0	10	0		
@GB 1/11/15	L	1/0	0	0	0.0	0	0	0	0	0.0	0	0	0	0	0	0	0	0	0	0	0	0	0	
TOTALS		1-1	2/0	0	0	0.0	0	0	0	0	0	0	0	0	0	0	0	0	1	10	10.0	10	0	

2013 DALLAS COWBOYS

Game	W/L	Receiving				Rushing					Returns					YDS	AVG	LG	TD					
		G/S	No	Yds	Avg	Lg	TD	Att	Yds	Avg	Lg	TD	PR	FC	YDS					LG	TD	KR		
NYG 9/8	W	0/0										Inactive												
@KC 9/15	L	1/0	1	4	4.0	4	0	1	12	12.0	12	0	0	0	0	0	0	0	0	0	0	0	0	0
STL 9/22	W	1/0	0	0	0.0	0	0	5	19	3.8	8	0	0	0	0	0	0	0	0	0	0	0	0	0
@SD 9/29	L	1/0	0	0	0.0	0	0	1	7	7.0	7	0	0	0	0	0	0	0	0	0	0	0	0	0
DEN 10/6	L	1/0	0	0	0.0	0	0	0	0	0.0	0	0	0	0	0	0	0	1	28	28.0	28	0	0	
WAS 10/13	W	0/0										Inactive												
@PHI 10/20	W	0/0										Inactive												
@DET 10/27	L	1/0	0	0	0.0	0	0	5	16	3.2	6	0	0	0	0	0	0	0	0	0	0	0	0	0
MIN 11/3	W	1/0	3	17	5.7	8	0	3	-6	-2.0	2	0	0	0	0	0	0	0	0	0	0	0	0	0
@NO 11/10	L	1/0	0	0	0.0	0	0	0	0	0.0	0	0	0	0	0	0	0	0	0	0	0	0	0	0
@NYG 11/24	W	1/0	2	26	13.0	17	0	3	20	6.7	18	0	0	0	0	0	0	0	0	0	0	0	0	0
OAK 11/28	W	1/0	1	12	12.0	12	0	12	82	6.8	45	0	0	0	0	0	0	0	0	0	0	0	0	0
@CHI 12/9	L	0/0										Inactive												
GB 12/15	L	0/0										Inactive												
@WAS 12/22	W	0/0										Inactive												
PHI 12/29	L	0/0										Inactive												
TOTAL		8-8	9/0	7	59	8.4	17	0	30	150	5.0	45	0	0	0	0	0	0	1	28	28.0	28	0	

2012 DALLAS COWBOYS

Game	W/L	Receiving				Rushing					Returns					YDS	AVG	LG	TD						
		G/S	No	Yds	Avg	Lg	TD	Att	Yds	Avg	Lg	TD	PR	FC	YDS					LG	TD	KR			
@NYG 9/5	W	0/0										Practice Squad													
@SEA 9/16	L	0/0										Practice Squad													
TB 9/23	W	0/0										Practice Squad													
CHI 10/1	L	0/0										Practice Squad													
@BAL 10/14	L	1/0	0	0	0.0	0	0	1	11	11.0	1	0	0	0	0	0	0	0	0	0	0	0	0	0	0
@CAR 10/21	W	1/0	0	0	0.0	0	0	0	0	0.0	0	0	0	0	0	0	0	0	0	0	0	0	0	0	0
NYG 10/28	L	1/0	0	0	0.0	0	0	8	26	3.3	18	0	0	0	0	0	0	6	142	23.7	44	0	0	0	
@ATL 11/4	L	1/0	0	0	0.0	0	0	0	0	0.0	0	0	0	0	0	0	0	3	73	24.3	39	0	0	0	
@PHI 11/11	W	1/0	0	0	0.0	0	0	6	20	3.3	5	0	0	0	0	0	0	1	17	17.0	17	0	0	0	
CLE 11/18	W	1/0	2	6	3.0	6	0	5	10	2.0	7	0	0	0	0	0	0	0	0	0	0	0	0	0	
WAS 11/22	L	1/0	3	21	7.0	14	0	1	8	8.0	8	0	0	0	0	0	0	2	29	14.5	21	0	0	0	
PHI 12/2	W	1/0	0	0	0.0	0	0	0	0	0.0	0	0	0	0	0	0	0	0	0	0	0	0	0	0	
@CIN 12/9	W	1/0	1	6	6.0	6	0	0	0	0.0	0	0	0	0	0	0	0	0	0	0	0	0	0	0	
PIT 12/16	W	1/0	0	0	0.0	0	0	0	0	0.0	0	0	0	0	0	0	0	0	0	0	0	0	0	0	
NO 12/23	L	1/0	0	0	0.0	0	0	0	0	0.0	0	0	0	0	0	0	0	0	0	0	0	0	0	0	
@WAS 12/30	L	1/0	0	0	0.0	0	0	0	0	0.0	0	0	0	0	0	0	0	0	0	0	0	0	0	0	
TOTAL		8-8	12/0	6	33	5.5	14	0	21	75	3.6	18	0	0	0	0	0	0	12	261	21.8	44	0	0	



50 | SAMSON EBUKAM

Position: Outside Linebacker
Ht./Wt.: 6-3/240
Birth Date: 5/9/95
College: Eastern Washington
Hometown: Portland, Ore.
Experience: Rookie
Acquired: D4B-2017 (125th)

Career GP/GS (Playoffs): 11/1 (0/0)



TRANSACTIONS: Selected by the Rams in the fourth round (125th overall) of the 2017 NFL Draft (4/30/17).

2017 SEASON: Week 12 vs. New Orleans (11/26): Saw action at outside linebacker...recorded two tackles (one solo), including one for loss...added 1.0 sack...**Week 11 at Minnesota (11/19):** Saw action on defense and special teams...notched two solo tackles...**Week 10 vs. Houston (11/12):** Saw action on defense and special teams...earned his first career sack on Texans QB Tom Savage and caused him to fumble...also had one solo tackle and one hit on the quarterback...**Week 9 at New York Giants (11/5):** Saw action on defense and on special teams...collected three tackles (two solo)...**Week 7 vs. Arizona (10/22):** Saw action on defense and special teams...collected one tackle...**Week 6 at Jacksonville (10/16):** Played on defense and special teams...recorded two solo tackles...**Week 5 vs. Seattle (10/8):** Played on defense and special teams...notched two special teams tackles...**Week 4 at Dallas (10/1):** Saw action of defense and special teams...registered one assisted tackle...added one special teams tackle...**Week 3 at San Francisco (9/21):** Saw action on defense and special teams...tallied three assisted tackles...**Week 2 vs. Washington (9/17):** Saw action on defense and special teams...registered one solo tackle and one quarterback hit...**Week 1 vs. Indianapolis (9/10):** Played on defense and special teams...notched four tackles (three solo) on defense...added one special teams tackle.

COLLEGE: Played in 53 games, started 38 as a starter...had 24 sacks in his career to rank sixth in school history...finished with 188 career tackles...one of six Eagle co-captains for the 2016 season...received second-team All-Big Sky honors in both 2014 and 2015, and first team accolades in 2016...was a second team Freshman All-America selection in 2013, in addition, to earning Big Sky All-Academic honors...his 38 career starts were the second-most among defensive players behind linebacker Miquiyah Zamora (45)...played in eight career playoff games and had 23 tackles with 4.5 sacks, an interception, a forced fumble and a fumble recovery...in his four seasons playing for Eastern, the Eagles won 41 games overall and were 28-4 in the Big Sky Conference.

PERSONAL: Graduated from David Douglas High School in 2013...was selected to the All-Mount Hood Conference first team as a defensive lineman and honorable mention as a tight end...was a two-way starter for the Scots, and also played fullback, as a senior in 2012...also played basketball and competed in track and field...placed second as a senior in both the javelin (school-record 205-6) and the shot put (personal-best 55-2 1/2) at the State 6A Track Championships...was third at state in the javelin as a sophomore.

SAMSON EBUKAM NFL STATISTICS

REGULAR SEASON STATISTICS															
Year	Team	G/S	Tackles				Yds	Interceptions			TD	PD	Fumbles		Yds
			Total	Solo	Asst	Sk		Int	Yds	Lg			FF	FR	
2017	RAMS	11/0	20	10	10	2.0	21.0	0	0	0	0	0	1	0	0
Total		11/0	20	10	10	2.0	21.0	0	0	0	0	0	1	0	0

ADDITIONAL CAREER STATISTICS: Special Teams Tackles: 2017 (4).

SAMSON EBUKAM GAME-BY-GAME STATISTICS

2017 LOS ANGELES RAMS															
Game	W/L	P/S	T	S	A	Sk	Yds	Int	Yds	Lg	TD	PD	FF	FR	Yds
IND 9/10	W	1/0	4	1	3	0.0	0.0	0	0	0	0	0	0	0	0
WAS 9/17	L	1/0	1	1	0	0.0	0.0	0	0	0	0	0	0	0	0
@SF 9/21	W	1/0	3	0	3	0.0	0.0	0	0	0	0	0	0	0	0
@DAL 10/1	W	1/0	1	0	1	0.0	0.0	0	0	0	0	0	0	0	0
SEA 10/8	L	1/0	0	0	0	0.0	0.0	0	0	0	0	0	0	0	0
@JAC 10/15	W	1/0	2	2	0	0.0	0.0	0	0	0	0	0	0	0	0
ARI 10/22	W	1/0	1	0	1	0.0	0.0	0	0	0	0	0	0	0	0
@NYG 11/5	W	1/0	3	2	1	0.0	0.0	0	0	0	0	0	0	0	0
HOU 11/12	W	1/0	1	1	0	1.0	10.0	0	0	0	0	0	1	0	0
@MIN 11/19	L	1/0	2	2	0	0.0	0.0	0	0	0	0	0	0	0	0
NO 11/26	W	1/0	2	1	1	1.0	11.0	0	0	0	0	0	0	0	0
@ARI 12/2	0/0	0/0	0	0	0	0.0	0.0	0	0	0	0	0	0	0	0
PHI 12/10	0/0	0/0	0	0	0	0.0	0.0	0	0	0	0	0	0	0	0
@SEA 12/17	0/0	0/0	0	0	0	0.0	0.0	0	0	0	0	0	0	0	0
@TEN 12/24	0/0	0/0	0	0	0	0.0	0.0	0	0	0	0	0	0	0	0
SF 12/31	0/0	0/0	0	0	0	0.0	0.0	0	0	0	0	0	0	0	0
TOTALS	8-3	11/0	20	10	10	2.0	21.0	0	0	0	0	0	1	0	0



81 | GERALD EVERETT

Position: Tight End
Ht./Wt.: 6-3/245
Birth Date: 6/25/94
College: South Alabama
Hometown: Decatur, Ga.
Experience: Rookie
Acquired: D2-2017 (44th)
Career GP/GS 11/1 (0/0)



TRANSACTIONS: Selected by the Rams in the second round (44th overall) of the 2017 NFL Draft (4/29/17).

2017 SEASON: Week 12 vs. New Orleans (11/26): Saw action at wide receiver...registered a 9-yard reception...**Week 11 at Minnesota (11/19):** Saw action at tight end...hauled in an 8-yard reception...**Week 10 vs. Houston (11/12):** Saw action at tight end...**Week 9 at New York Giants (11/5):** Saw action at tight end...reeled in a 44-yard reception...only rookie with two 40-plus yard receptions this season...**Week 7 vs. Arizona (10/22):** Saw action at tight end...**Week 6 at Jacksonville (10/16):** Saw action at tight end...scored his first career touchdown on a 4-yard reception fro QB Jared Goff...**Week 5 vs. Seattle (10/8):** Saw action at tight end...recorded an 8-yard reception...**Week 4 at Dallas (10/1):** Saw action at tight end...hauled in an 8-yard reception...**Week 3 at San Francisco (9/21):** Saw action at tight end...**Week 2 vs. Washington (9/17):** Played on offense...hauled in a 69-yard reception from QB Jared Goff...marked the second longest reception by a tight end in the NFL this season (Atlanta's TE Austin Hooper registered an 88-yard reception in Week 1)...the reception is the longest by a rookie tight end in the NFL since Tampa Bay's Tyji Armstrong had an 81-yard reception vs. the L.A. Rams (12/6/92)...he added a 24-yard reception and finished the day leading the team in receiving yards with three catches for 95 yards...**Week 1 vs. Indianapolis (9/10):** Started at tight end in his first NFL game...notched one reception for 39 yards.

COLLEGE: A semifinalist for the John Mackey Award presented to the top tight end in the nation following his senior season in 2016...named first-team all-Sun Belt Conference...also earned first-team all-Sun Belt honors from Phil Steele Publications...tied for the team lead with 49 receptions, and was second on the squad with 717 yards receiving and four touchdown catches...finished the year tied for third among tight ends in the country in receiving yards per game and was tied for seventh in catches per contest...ended up sixth in the league in both categories as well...had a game-high 103 yards on five catches - including a 79-yard touchdown reception on the Jaguars' second play of the second half - to help the program to its first ever victory over a nationally-ranked opponent in a 42-24 defeat of No. 19 San Diego State...followed up with a single game-best 125 yards on five receptions against SBC co-champion Arkansas State to become first player in school history to have 100-plus yards receiving in consecutive outings...tied his career-best single game receptions total with eight catches for 95 yards, including the game-winning reception to help lead the Jaguars to a 21-20 win...marked the program's first-ever victory over a Southeastern Conference oppnent...as a junior in 2015, earned first-team all-Sun Belt Conference and named to the league's All-Newcomer Team after leading the Jaguars in receptions (41), receiving yards (575), touchdown catches (eight) and total touchdowns scored (12)...ended the campaign ranked sixth nationally among tight ends in receiving yards per game and tied for 11th at the position in the country in catches per contest...tied the school record for touchdown catches in a season...scored a touchdown in seven straight games, the second-longest streak in program history and the longest since moving to the NCAA Football Bowl Subdivision...attended University of Alabama-Birmingham in 2014...in his only season at UAB, caught 17 passes for 292 yards and a score while playing in all 12 games with one start...posted career high eight receptions for 93 yards against Conference USA West Division champion Louisiana Tech...from 2012-13, attended Hutchinson (Kan.) Community College.

PERSONAL: Only played football his senior season at Columbia High...earned all-conference honors...was a three-year letterwinner in basketball and was also a member of the Eagle track and field team...full name is Gerald Rashard Everett...an interdisciplinary studies major.

GERALD EVERETT NFL STATISTICS

Year	Team	G/S	REGULAR SEASON										
			Receiving						Rushing				
			No	Yds	Avg	Lg	TD	Att	Yds	Avg	Lg	TD	
2017	RAMS	11/1	10	215	21.5	69	1	0	0	0.0	0	0	
TOTALS		11/1	10	215	21.5	69	1	0	0	0.0	0	0	

GERALD EVERETT GAME-BY-GAME STATISTICS

2017 LOS ANGELES RAMS

Game	WL	P/S	Receiving				Rushing					
			No	Yds	Avg	Lg	TD	Att	Yds	Avg	Lg	TD
IND 9/10	W	1/1	1	39	39.0	39	0	0	0	0.0	0	0
WAS 9/17	L	1/0	3	95	31.7	69	0	0	0	0.0	0	0
@SF 9/21	W	1/0	0	0	0.0	0	0	0	0	0.0	0	0
@DAL 10/1	W	1/0	1	8	8.0	8	0	0	0	0.0	0	0
SEA 10/8	L	1/0	1	8	8.0	8	0	0	0	0.0	0	0
@JAC 10/15	W	1/0	1	4	4.0	0	1	0	0	0.0	0	0
ARI 10/22	W	1/0	0	0	0.0	0	0	0	0	0.0	0	0
@NYG 11/5	W	1/0	1	44	44.0	44	0	0	0	0.0	0	0
HOU 11/12	W	1/0	0	0	0.0	0	0	0	0	0.0	0	0
@MIN 11/19	L	1/0	1	8	8.0	8	0	0	0	0.0	0	0
NO 11/26	W	1/0	1	9	9.0	9	0	0	0	0.0	0	0
@ARI 12/2		0/0	0	0	0.0	0	0	0	0	0.0	0	0
PHI 12/10		0/0	0	0	0.0	0	0	0	0	0.0	0	0
@SEA 12/17		0/0	0	0	0.0	0	0	0	0	0.0	0	0
@TEN 12/24		0/0	0	0	0.0	0	0	0	0	0.0	0	0
SF 12/3		0/0	0	0	0.0	0	0	0	0	0.0	0	0
TOTALS	8-3	11/1	10	215	21.5	69	1	0	0	0.0	0	0



97 | MORGAN FOX

Position: Defensive End
 Ht./Wt.: 6-3/275
 Birth Date: 9/12/94
 College: Colorado State - Pueblo
 Hometown: Colorado Springs, Colo.
 Experience: Rookie
 Acquired: UDFA-2016

Career GP/GS (Playoffs): 15/0 (0/0)



TRANSACTIONS: Signed to the club's active roster from the practice squad (12/15/16)...added to the Rams practice squad (10/13/16)...released (10/11/16)...added to the team's active roster from the practice squad (10/8/16)...signed to the practice squad (9/5/16)...released (9/3/16)...signed with the Los Angeles Rams as an undrafted free agent (5/6/16).

2017 SEASON: Week 12 vs. New Orleans (11/26): Saw action on defense and special teams...**Week 11 at Minnesota (11/19):** Saw action on defense and special teams...recorded one solo tackle and one hit on te quarterback...**Week 10 vs. Houston (11/12):** Saw action on defense and special teams...registered one solo tackle...**Week 9 at New York Giants (11/5):** Saw action on defense and special teams...tallied two tackles...**Week 7 vs. Arizona (10/22):** Saw action on defense and on special teams...**Week 6 at Jacksonville (10/16):** Saw action on defense and special teams...recorded three tackles (two solo)...also had 1.0 sack, one quarterback hit and one forced fumble...**Week 5 vs. Seattle (10/8):** Played on defense and special teams...registered two solo tackles...**Week 4 at Dallas (10/1):** Saw action on defense and special teams...tallied two tackles (one solo)...**Week 3 at San Francisco (9/21):** Saw action on defense and special teams...notched one solo tackle for a loss, one sack and one quarterback hit...**Week 2 vs. Washington (9/17):** Saw action on defense and special teams...split his first career sack with OLB Robert Quinn on Redskins QB Kirk Cousins...also recorded one assisted tackle...**Week 1 vs. Indianapolis (9/10):** Played on defense and special teams...made two solo tackles, including one for loss...tackled Colts QB Jacoby Brissett in the end zone for a safety.

2016 SEASON: Played in four games in his rookie season after spending 13 of the first 14 weeks of the season on the club's practice squad...compiled six tackles (four solo) in addition to one forced fumble and one fumble recovery...**vs. San Francisco (12/24):** Notched a career-high three tackles (two solo)...also had one forced fumble and one fumble recovery...**vs. Arizona (1/1):** Tallied two tackles (one solo).

COLLEGE: Owns the Colorado State-Pueblo record for sacks in a season (17) and career (36)...totaled 164 career tackles (82 solo), 49.5 tackles for loss, four fumble recoveries, two forced fumbles and 11 break-ups...as a senior in 2015, named a finalist for the Cliff Harris Small College Defensive Player of the Year...honored as the runner-up for the Gene Upshaw Division II Lineman of the Year Award...First Team All-American (Coaches Association)...finished first in the nation in sacks per game with 1.42, while the 128 sack yards was first nationally...finished the season with 52 tackles (32 solo), forced and recovered a fumble and added one pass break-up...member of a Pack defense that finished third nationally in interceptions (24), third in scoring defense (15.8), 11th in rushing defense (94.6), 17th in total defense (308.8), 18th in tackles for loss (8.2) and 19th in sacks per game (3.0)...as a junior in 2013, appeared in 15 games at defensive end for the Pack...recorded 57 total tackles, 27 solo...second on the team with 12.5 sacks...his 18.5 tackles for loss was also second on the squad...as a sophomore in 2013, started in all 12 games...had 45 tackles for an average of 8.5 yards a loss, and 6.0 sacks for 41 yards...as a freshman in 2012, finished the season with 10 tackles.

PERSONAL: Attended Fountain-Fort Carson High School...named a first-team All-Conference selection during his senior year...also an honorable mention All-Conference selection, a first-team All-City selection and an All-State Game selection ...during his senior year, made 112 tackles, 8.0 sacks, five fumble recoveries and two forced fumbles...named the team's defensive MVP and top defensive lineman...also competed in wrestling and lacrosse...son of Joe and Helen Fox and Cathy Antoniou...has four younger siblings, Madi, Marlee, Jack Fox and Theodore Antoniou...Uncles, Oscar and Isaac Wood, competed in wrestling...majored in exercise science.

MORGAN FOX NFL STATISTICS

REGULAR SEASON																
Year	Team	G/S	Tackles					Interceptions				Fumbles				
			Total	Solo	Asst	Sk	Yds	Int	Yds	Lg	TD	PD	FF	FR	Yds	
2016	RAMS	4/0	6	4	2	0.0	0.0	0	0	0	0	0	0	1	1	0
2017	RAMS	11/0	15	10	5	2.5	13.5	0	0	0	0	0	0	1	0	0
Total		15/0	21	14	7	2.5	13.5	0	0	0	0	0	0	2	1	0

ADDITIONAL CAREER STATISTICS: Recorded his first NFL score when he tackled Colts QB J. Brissett in the end zone (9/10/17).

MORGAN FOX GAME-BY-GAME STATISTICS

2017 LOS ANGELES RAMS

Game	W/L	P/S	T	S	A	Sk	Yds	Int	Yds	Lg	TD	PD	FF	FR	Yds
IND 9/10	W	1/0	2	2	0	0.0	0.0	0	0	0	0	0	0	0	0
WAS 9/17	L	1/0	1	0	1	0.5	5.5	0	0	0	0	0	0	0	0
@SF 9/21	W	1/0	1	1	0	1.0	5.0	0	0	0	0	0	0	0	0
@DAL 10/1	W	1/0	2	1	1	0.0	0.0	0	0	0	0	0	0	0	0
SEA 10/8	L	1/0	2	2	0	0.0	0.0	0	0	0	0	0	0	0	0
@JAC 10/15	W	1/0	3	2	3	1.0	3.0	0	0	0	0	1	0	0	0
ARI 10/22	W	1/0	0	0	0	0.0	0.0	0	0	0	0	0	0	0	0
@NYG 11/5	W	1/0	2	0	2	0.0	0.0	0	0	0	0	0	0	0	0
HOU 11/12	W	1/0	1	1	0	0.0	0.0	0	0	0	0	0	0	0	0
@MIN 11/19	L	1/0	1	1	0	0.0	0.0	0	0	0	0	0	0	0	0
NO 11/26	W	1/0	0	0	0	0.0	0.0	0	0	0	0	0	0	0	0
@ARI 12/2		0/0	0	0	0	0.0	0.0	0	0	0	0	0	0	0	0
PHI 12/10		0/0	0	0	0	0.0	0.0	0	0	0	0	0	0	0	0
@SEA 12/17		0/0	0	0	0	0.0	0.0	0	0	0	0	0	0	0	0
@TEN 12/24		0/0	0	0	0	0.0	0.0	0	0	0	0	0	0	0	0
SF 12/31		0/0	0	0	0	0.0	0.0	0	0	0	0	0	0	0	0
TOTALS	8-3	11/0	15	10	5	2.5	13.5	0	0	0	0	1	0	0	0

2016 LOS ANGELES RAMS

Game	W/L	P/S	T	S	A	Sk	Yds	Int	Yds	Lg	TD	PD	FF	FR	Yds
@SF 9/12	L														Practice Squad
SEA 9/18	W														Practice Squad
@TB 9/25	W														Practice Squad
@ARI 10/2	W														Practice Squad
BUF 10/9	L	1/0	0	0	0	0.0	0	0	0	0	0	0	0	0	0
@DET 10/16	L														Practice Squad
NYG 10/23	L														Practice Squad
CAR 11/6	L														Practice Squad
@NYJ 11/13	W														Practice Squad
MIA 11/20	L														Practice Squad
@NO 11/27	L														Practice Squad
@NE 12/4	L														Practice Squad
ATL 12/11	L														Practice Squad
@SEA 12/15	L	1/0	1	1	0	0.0	0	0	0	0	0	0	0	0	0
SF 12/24	L	1/0	3	2	1	0.0	0	0	0	0	0	0	1	1	0
ARI 1/1/17	L	1/0	2	1	1	0.0	0	0	0	0	0	0	0	0	0
TOTALS	4-12	4/0	6	4	2	0.0	0	0	0	0	0	0	1	1	0



16 | JARED GOFF

Position:	Quarterback
Ht./Wt.:	6-4/223
Birth Date:	10/14/1994
College:	California
Hometown:	Novato, Calif.
Experience:	2nd Year (2nd Rams)
Acquired:	D1-2016 (1st)

Career GP/GS (Playoffs): 18/18 (0/0)



TRANSACTIONS: Selected by Los Angeles in the first round (1st overall) of the 2016 NFL Draft (4/28/16).

2017 SEASON: Week 12 vs. New Orleans (11/26): Completed 28-of-43 passes for his second highest career record of 354 yards, two touchdowns, and a 96.5 passer rating...**Week 11 at Minnesota (11/19):** Completed 23-of-37 passes for 225 yards, no interceptions and a 79.2 passer rating...**Week 10 vs. Houston (11/12):** Completed 25-of-37 passes for a career-high 355 yards...no interceptions and a 125.4 passer rating...recorded a career-long 94-yard touchdown pass to WR Robert Woods...**Week 9 at New York Giants (11/5):** Completed 14-of-22 passes for a new career-high 311 yards and four touchdowns for a passer rating of 146.8...the ninth highest passer rating in franchise history...**Week 7 vs. Arizona (10/22):** Completed 22-of-37 passes for 235 yards, two touchdowns (one rushing)...**Week 6 at Jacksonville (10/15):** Completed 11-of-21 passes for 124 yards, one touchdown, and no interceptions for an 86.2 passer rating...**Week 5 vs. Seattle (10/8):** Completed 22-of-47 passing attempts for 288 yards...**Week 4 at Dallas (10/1):** Completed 21-of-36 passes for 255 yards, two touchdowns, and no interceptions for a 98.7 passer rating...**Week 3 at San Francisco (9/21):** Completed 22-of-28 passes for 292 yards, three touchdowns and no interceptions for a 145.8 passer rating...established personal bests in completion percentage (78.6) and rating (145.8)...**Week 2 vs. Washington (9/17):** Completed 15-of-25 passes for 224 yards and one touchdown...threw a career-long 69-yard completion to rookie TE Gerald Everett...**Week 1 vs. Indianapolis (9/10):** Completed 21-of-29 passes for 306 yards and a touchdown, while picking up his first career win as a starter...his 117.9 quarterback rating is a personal best.

2016 SEASON: Started the last seven games of the season...completed 112-of-205 passes for 1,089 yards and six touchdowns (one rushing)...**vs. Miami (11/20):** Made his NFL debut...completed 17-of-31 passes for 134 yards without an interception...carried the ball four times for 11 yards...**at New Orleans (11/27):** Completed 20-of-32- passes for 214 yards and three touchdowns...first career NFL touchdown came on a 24-yard completion to wide receiver Tavon Austin...finished with a passer rating of 100.3...**vs. Atlanta (12/11):** Tallied 235 passing yards on 24-of-41 completions...scored his first rushing touchdown of his career on a two-yard scamper.

COLLEGE: Started all 37 games possible during his three seasons at Cal and is the only quarterback in school history to have ever started his first game as a true freshman...holds 26 Cal records including career marks for passing yards (12,220), passing yards per game (329.7), touchdown passes (96), completions (977), passing attempts (1,569), total offense (12,086) and total plays (1,739)...second on the school's all-time list for passing efficiency (143.95) behind only Aaron Rodgers...broke Pac-12 career records with an average of 326.6 yards of total offense per game as well as three seasons of gaining 3,000 or more total yards...ranks third all-time in Pac-12 history and 26th nationally in passing yards as well as fourth in the Pac-12 and 27th nationally in passing touchdowns...set a pair of Pac-12 single-season records in his final campaign as a 2015 junior when he passed for 4,719 yards and 43 touchdowns and he was also the first Cal quarterback to earn first-team All-Pac-12 honors since Rodgers in 2004...two-time team captain as voted by his teammates in his final two campaigns as a junior and 2014 sophomore...one of six players in Pac-12 history to throw for 3,000 or more yards in three seasons and one of two to throw for 3,000 or more yards in each of his first three campaigns...had at least 268 yards passing or two touchdown passes in each of his final 14 collegiate contests...twice earned Pac-12 Offensive Player of the Week honors with both coming over the final three games of his 2015 junior season against Oregon State (11/14/2015) and Arizona State (11/28/2015)...the team's seven-win turnaround over his last two seasons from a 1-11 record in 2013 to an 8-5 mark in 2015 is tied for the second best in school history behind only the eight-win improvement from a 2-10 mark in 1946 to a 10-1 record in 1948...Cal's Most Outstanding Player in a Lockheed Martin Armed Forces Bowl victory over Air Force as a junior in the final game of his collegiate career when he set the bowl's single-game records by passing for 467 yards and six touchdowns to lead Cal to its first bowl victory since 2008.

PERSONAL: Attended Marin Catholic High School in Calif...passed for a combined 7,687 yards and 93 touchdowns with 18 interceptions in three varsity seasons from 2010-12, completing 477-of-767 passes (62.2 percent)...three varsity teams to one appearance in the state title game, one North Coast Section crown, three NCS playoff appearances and three MCL championships...earned All-American honors from SuperPrep as a 2012 senior...parents are Jerry and Nancy Goff...has one sibling, Lauren...father was a catcher who played Major League Baseball with Montreal (1990, 1992), Pittsburgh (1993-94) and Detroit (1995-96) following his collegiate baseball career at Cal that included All-America, All-District 8 and All-Pac-10 honors in 1986...majored in sociology.

JARED GOFF NFL STATISTICS

REGULAR SEASON

Year	Team	Passing										
		G/S	Att.	Cmp	Pct.	Yds	Yds/Att	TD	Int	Lg	Sk-Yds	Rtg.
2016	RAMS	7/7	205	112	54.6	1,089	5.3	5	7	66	26-222	63.6
2017	RAMS	11/11	361	223	61.8	2,964	8.2	18	5	94t	19-133	98.6
Total		18/18	566	335	59.2	4,053	7.2	23	12	94t	45-355	86.0

Year	Team	Rushing				
		Att.	Yds.	Avg.	Lg	TD
2016	RAMS	8	16	2.0	6	1
2017	RAMS	22	53	2.4	22	1
Total		30	69	2.3	22	2

JARED GOFF GAME-BY-GAME STATISTICS

2017 LOS ANGELES RAMS

Game	W/L	P/S	Att	Cmp	Pct	Yds	Yds/Att	TD	Int	Lg	Sk-Yds	Rtg
IND 9/10	W	1/1	29	21	72.4	306	10.60	1	0	39	1-8	117.9
WAS 9/17	L	1/1	25	15	60.0	224	8.96	1	1	69	2-12	86.1
@SF 9/21	W	1/1	28	22	78.6	292	10.43	3	0	47	0-0	145.8
@DAL 10/1	W	1/1	36	21	58.3	255	7.08	2	0	53t	1-11	98.7
SEA 10/8	L	1/1	47	22	46.8	288	6.13	0	2	35	2-13	48.9
@JAC 10/15	W	1/1	21	11	52.4	124	5.90	1	0	22	3-17	86.2
ARI 10/22	W	1/1	37	22	59.5	235	6.35	1	1	35	1-7	75.8
@NYG 11/5	W	1/1	22	14	63.6	311	14.14	4	0	67t	0-0	146.8
HOU 11/12	W	1/1	37	25	67.6	355	9.59	3	0	94t	3-22	125.4
@MIN 11/19	L	1/1	37	23	62.2	225	6.08	0	0	23	2-16	79.2
NO 11/26	W	1/1	43	28	65.1	354	8.23	2	1	53	4-27	96.5
@ARI 12/2	0/0	0	0	0	0	0	0	0	0	0	0-0	0
PHI 12/10	0/0	0	0	0	0	0	0	0	0	0	0-0	0
@SEA 12/17	0/0	0	0	0	0	0	0	0	0	0	0-0	0
@TEN 12/24	0/0	0	0	0	0	0	0	0	0	0	0-0	0
SF 12/31	0/0	0	0	0	0	0	0	0	0	0	0-0	0
TOTALS	8-3	11/11	361	223	61.8	2,964	8.21	18	5	94t	19-133	98.6

2016 LOS ANGELES RAMS

Game	W/L	P/S	Att	Cmp	Pct	Yds	Yds/Att	TD	Int	Lg	Sk-Yds	Rtg
@SF 9/12	L										Declared Inactive	
SEA 9/18	W										Did Not Play	
@TB 9/25	W										Did Not Play	
@ARI 10/2	W										Did Not Play	
BUF 10/9	L										Did Not Play	
@DET 10/16	L										Did Not Play	
NYG 10/23	L										Did Not Play	
CAR 11/6	L										Did Not Play	
@NYJ 11/13	W										Did Not Play	
MIA 11/20	L	1/1	31	17	54.8	134	4.3	0	0	21	1-9	65.8
@NO 11/27	L	1/1	32	20	62.5	214	6.7	3	1	31	3-36	100.3
@NE 12/4	L	1/1	32	14	43.8	161	5.0	1	2	66	4-35	43.9
ATL 12/11	L	1/1	41	24	58.5	235	5.7	0	2	28	3-27	54.4
@SEA 12/15	L	1/1	25	13	52.0	135	5.4	0	0	25	4-31	67.9
SF 12/24	L	1/1	24	11	45.8	90	3.7	1	2	24	4-12	35.1
ARI 1/1/17	L	1/1	20	13	65.0	120	6.0	0	0	0	0-0	81.3
TOTALS	4-12	7/7	205	112	54.6	1,089	5.3	5	7	66	26-222	63.6



30 | TODD GURLEY II

Position:	Running Back
Ht./Wt.:	6-1/227
Birth Date:	8/3/94
College:	Georgia
Hometown:	Tarboro, N.C.
Experience:	3rd year (3rd Rams)
Acquired:	D1-2015 (10th)

Career GP/GS (Playoffs): 40/39 (0/0)



TRANSACTIONS: Selected by the Rams in the first round (10th overall) of the 2015 NFL Draft (4/30/15).

PRO: Third-year pro...career totals include 711 carries, 2,856 rushing yards, 24 rushing touchdowns and three receiving touchdowns...has hauled in 106 career receptions for 994 yards...became fourth player in franchise history to earn Offensive Rookie of the Year honors (2015)...earned first Pro Bowl honors in his rookie season in 13 games he appeared in...started all 16 games his second year in 2016...named NFC Player of the Month in September 2017...the following week was named NFC Offensive Player of the Week for Week 4.



2017 SEASON: Week 12 vs. New Orleans (11/26): Rushed 17 times for 74 yards...recorded four receptions for 54 yards...totaled 21 touches for 128 yards... his seven 25-plus yard receptions this season currently leads the NFL at his position...**Week 11 at Minnesota (11/19):** Rushed 15 times for 37 yards and one touchdown...recorded three receptions for 19 yards...**Week 10 vs. Houston (11/12):** Rushed 11 times for 68 yards with a 6.2-yard average and a long of 34 yards...recorded six receptions for 68 yards...**Week 9 at New York Giants (11/5):** Rushed 16 times for 59 yards and two rushing touchdowns ...caught two passes for 45 yards...**Week 7 vs. Arizona (10/22):** Rushed 22 times



Gurley earned NFC Offensive Player of the Month honors - September 2017

for 106 yards and one touchdown... caught four passes for 51 yards...notched his fourth 100-plus yard rushing game of the season...**Week 6 at Jacksonville (10/15):** Tallied 116 rushing yards on 23 carries for 5.0-yard average...his third 100-plus yard rushing game this season and eighth in his career...**Week 5 vs. Seattle (10/8):** Rushed 14 times for 43 yards and caught two passes for seven yards...**Week 4 at Dallas (10/1):** Rushed 23 times for 121 yards and caught seven

passes for 94 yards and one touchdown...totaled 215 yards from scrimmage on 30 touches...posted his highest total single-game output of his career...named NFC Offensive Player of the Week...**Week 3 at San Francisco (9/21):** Rushed 28 times for 113 yards and two rushing touchdowns...notched five receptions for 36 yards and one touchdown...marked first time in his career that he scored three times...has posted

touchdown in three consecutive games...leads the NFL in scoring (non-kickers) with six touchdowns... **Week 2 vs. Washington (9/17):** Recorded 16 rushes for 88 yards and three receptions for 48 yards, totaling 19 touches for 136 yards...carried the ball for a 1-yard rushing touchdown and added a second touchdown on an 18-yard reception from QB Jared Goff...marked Gurley's first receiving touchdown of his career and his fourth multi-touchdown game of his career...**Week 1 vs. Indianapolis (9/10):** Rushed for a team-high 40 yards on 19 carries and scored a touchdown...had a team-high five receptions for 56 yards...had 24 total touches for 96 yards.

2016 SEASON: Carried the ball 278 times for 885 yards and six rushing touchdowns...posted a new career-high in receiving yards (327)...**at Tampa Bay (9/25):** Rushed for 85 yards on 27 carries, and found the end zone twice...marked his third multi-touchdown game of his career...**at Arizona (10/2):** Carried the ball 17 times for 33 yards...recorded a career long 33-yard reception...finished with five receptions ...vs. **Buffalo (10/9):** Recorded 23 carries for 72 yards...scored his first rushing touchdown in the Coliseum, his third of the season...caught three passes for 36 yards...totaled 108 yards from scrimmage...**at Detroit (10/16):** Carried the ball 14 times for 58 yards, a 4.1-yard average...caught four passes for 39 yards for a total of 97 yards on 18 touches...**vs. Miami (11/20):** Rushed for 76 yards on 20 carries...scored his fourth rushing touchdown of the season on his longest run of the year (24)...**at New Orleans (11/27):** Rushed the ball 13 times for 50 yards...recorded longest reception of the season after hauling in a 31-yard reception from QB Jared Goff...finished with four receptions for 49 yards...**vs. Atlanta (12/11):** Totaled 16 carries for 61 yards...scored his fifth rushing touchdown of the season on a three-yard rush...caught three passes for 22 yards...**vs. San Francisco (12/26):** Carried the ball 23 times for 67 yards...scored his sixth rushing touchdown of the season...hauled in three receptions for 20 yards.

2015 SEASON: Played in 13 games and started 12...earned first Pro Bowl honor...finished the season leading the team in rushes (229) and rushing yards (1,108) and 10 touchdowns...finished the season third in rushing yards in the NFL...the last Rams running back to have at least 1,000 yards was Steven Jackson (1,045) in 2012...the last Rams rookie running back to reach 1,000 was Jerome Bettis (1,429) in 1993...last time a Rams running back to have a rushing touchdown in at least five consecutive games was Marshall Faulk in Weeks 15-17 in '01 and Weeks 1-3 in '02...recorded five 100-yard rushing games...one of three rookies since 1970 with 700-plus rushing yards in first six

Gurley's 566 rushing yards are the most in a player's 1st 4 NFL starts in the Super Bowl era

Gurley is the 1st rookie in NFL history to rush for 125+ yards in 4 consecutive games



career starts (Adrian Peterson, Eric Dickerson)...**vs. Detroit (12/13)**: Started at running back...rushed 16 times for 140 yards and two touchdowns...marked his fifth 100-plus yard rushing yard game and second multi-touchdown game...notched three rushes for 20-plus yards, including a long of 49 yards...has amassed 975 rushing yards this season on 189 attempts for a 5.2-yard average...his 975 rushing yards rank fourth in the NFL, behind Adrian Peterson (1,251), Doug Martin (1,214), and Jonathan Stewart (989)...**vs. San Francisco (11/1)**: Made his fourth start at running back...rushed 20 times for 133 yards, a 6.7-yard average...has four rushes of 45-plus yards in his first four games as a starter (48 v CLE, 52 at AZ, 55 at GB, 71 v SF)...notched a 71-yard touchdown run, the longest rushing play of the season for the Rams and the fourth longest rush of the season in the NFL...marked his fourth consecutive game with 100-plus yards, last Rams rookie running back to do so was Jerome Bettis in 1993...in his first four career starts, he has rushed for 566 yards, the most yards by any NFL player in his first four starts who began career in Super Bowl era. Previously, the record was held by Billy Sims (539)...**vs. Cleveland (10/25)**: Started at running back...scored his first NFL touchdown on a 1-yard rush...added a second touchdown on a 16-yard rush...finished the day with 19 rushes for 128 yards, including a long of 48 yards...also had four receptions for 35 yards, to put his total yards at 163...marked his third consecutive 100-yard rushing game...the last Rams rookie running back to post 100-plus yards in three consecutive games was Eric Dickerson in 1983...**at Green Bay (10/11)**: Started at running back...notched his second-consecutive 100-yard rushing game...rushed 30 times for 159 yards, a 5.3-yard average, including a long rush of 55 yards...**at Arizona (10/4)**: Made his first NFL start...led the team in rushes (19) and rushing yards (146)...marked his first 100-yard rushing game of his career...notched a long rush of 52 yards.

Gurley named NFL Offensive Rookie of the Month - October 2015

- Led the NFL averaging 144.3 rushing yards per game during Oct. Rushed for 433 yards and two touchdowns in three games
- Rushed for at least 125 yards in each contest. He is the first rookie in 10 years to rush for at least 125 yards in each of his first three starts (Cadillac Williams in 2005).
- Became the third player in NFL history to rush for at least 125 yards in three of his first four games to begin a career (Billy Sims in 1980 and Williams in 2005).
- Third Rams player to be named Rookie of the Month, joining QB Sam Bradford (October and November, 2010) and Eddie Kennison (October 1996).
- He is the first Rams RB to be named NFL Offensive Rookie of the Month.

COLLEGE: Notched 18 career 100 yard rushing games at Georgia, second most in school history...also had one 200 yard rushing game...scored 44 career touchdowns (36 rushing, six receiving, two kickoffs), which ranks second in school records behind Herschel Walker (52)...second in school history with 4,322 all-purpose yards and 3,285 rushing yards, trailing Walker (5,749)...one of only four Bulldogs to have 3,000-plus yards rushing in his career...established new school record with career 6.44 average gain per rush (old mark: 6.42, Charley Trippi, 1942, 1945-46)...voted team's offensive MVP for 2014 season...named to the Paul Hornung Award Honor Roll following his performances against Vanderbilt, Tennessee and Clemson during the 2014 season...also tapped three times for Athlon Sports National Player of the Week honors...earned SEC Offensive Player of the Weeks honors six times during his collegiate career...posted a career-high 208 rushing yards on 28 carries and two touchdowns vs. Tennessee (2014)...in 2012, became the second UGA true freshman (Walker in 1980) to rush for more than 1,000 yards...set Georgia freshman running back record with 17 rushing touchdowns, which is tied for third overall at UGA...tallied nine games with at least 100 yards rushing, which ranks tied for third in school history for a season.

PERSONAL: Attended Tarboro High School...earned North Carolina Associated Press Player of the Year honors for 2011...NCPreps.com 2A Player of the Year for 2011...SuperPrep All-Mid-Atlantic Team...ESPN.com fourstar prospect, No. 11 ranked running back, ranked No. 10 in state of North Carolina overall...ESPNHS North Carolina Magazine First Team All State...won three consecutive 2A State Championships at Tarboro High School...rushed for 242 yards and four touchdowns in 2011 State Championship game...as a senior totaled 2,600 yards and 38 touchdowns...played running back and safety during his junior season, totaling 1,472 rushing yards and 26 touchdowns, as well as 79 tackles, an interception, and a forced fumble...ran track for Team USA in Europe during the Spring and Summer of 2011...majored in pre-business...recipient of the Jack and Joy Davis Football Scholarship all three years of his Georgia career.

TODD GURLEY NFL STATISTICS

Year	Team	G/S	REGULAR SEASON					Receiving				
			Rushing		Avg	Lg	TD	Rec	Yds	Avg	Lg	TD
2015	RAMS	13/12	229	1,106	4.8	71t	10	21	188	9.0	31	0
2016	RAMS	16/16	278	885	3.2	24t	6	43	327	7.6	33	0
2017	RAMS	11/11	204	865	4.2	36	8	42	479	11.4	53t	3
TOTALS		40/39	711	2,856	4.0	71t	24	106	994	9.4	53t	3

TODD GURLEY GAME-BY-GAME STATISTICS

2017 LOS ANGELES RAMS

Game	W/L	P/S	Rushing			Receiving				Lg	TD	
			Att	Yds	Avg	Rec	Yds	Avg				
IND 9/10	W	1/1	19	40	2.1	12	1	5	58	11.6	24	0
WAS 9/17	L	1/1	16	88	5.5	18	1	3	48	16.0	28	1
@SF 9/21	W	1/1	28	113	4.0	29	2	5	36	7.2	27	1
@DAL 10/1	W	1/1	23	121	5.3	17	0	7	94	13.4	53t	1
SEA 10/8	L	1/1	14	43	3.1	11	0	2	7	3.5	6	0
@JAC 10/15	W	1/1	23	116	5.0	14	0	1	4	4.0	4	0
ARI 10/22	W	1/1	22	106	4.8	18t	1	4	48	12.0	35	0
@NYG 11/5	W	1/1	16	59	3.7	36	2	2	45	22.5	44	0
HOU 11/12	W	1/1	11	68	6.2	34	0	6	68	11.3	43	0
@MIN 11/19	L	1/1	15	37	2.5	8	1	3	19	6.3	11	0
NO 11/26	W	1/1	17	74	4.4	14	0	4	54	13.5	31	0
@ARI 12/2	0/0	0	0	0	0.0	0	0	0	0	0.0	0	0
PHI 12/10	0/0	0	0	0	0.0	0	0	0	0	0.0	0	0
@SEA 12/17	0/0	0	0	0	0.0	0	0	0	0	0.0	0	0
@TEN 12/24	0/0	0	0	0	0.0	0	0	0	0	0.0	0	0
SF 12/31	0/0	0	0	0	0.0	0	0	0	0	0.0	0	0
TOTALS	8-3	11/11	204	865	4.2	36	8	42	479	11.4	53t	3

2016 LOS ANGELES RAMS

Game	W/L	P/S	Receiving				Rushing				Lg	TD
			No	Yds	Avg	Lg	TD	Att	Yds	Avg		
@SF 9/12	L	1/1	1	-5	-5.0	-5	0	17	47	2.8	10	0
SEA 9/18	W	1/1	1	19	19.0	19	0	19	51	2.7	11	0
@TB 9/25	W	1/1	1	-5	-5.0	-5	0	27	85	3.1	16	2
@ARI 10/2	W	1/1	5	49	9.8	33	0	17	33	1.7	5	0
BUF 10/9	L	1/1	3	36	12.0	24	0	23	72	3.1	16	1
@DET 10/16	L	1/1	4	39	9.8	13	0	14	58	4.1	15	0
NYG 10/23	L	1/1	6	35	5.8	20	0	15	57	3.8	8	0
CAR 11/6	L	1/1	4	26	6.5	11	0	12	48	4.0	18	0
@NYJ 11/13	W	1/1	1	8	8.0	8	0	21	64	3.0	13	0
MIA 11/20	L	1/1	0	0	0.0	0	0	20	76	3.8	24t	1
@NO 11/27	L	1/1	4	39	9.8	31	0	13	50	3.8	13	0
@NE 12/4	L	1/1	2	9	4.5	7	0	11	38	3.5	9	0
ATL 12/11	L	1/1	3	22	7.3	12	0	16	61	3.8	9	1
@SEA 12/15	L	1/1	1	-2	-2.0	-2	0	14	38	2.7	22	0
SF 12/24	L	1/1	3	20	6.7	9	0	23	67	2.9	11	1
ARI 1/1/17	L	1/1	4	37	9.3	29	0	14	40	2.9	8	0
TOTALS	4-12	16/16	43	327	7.6	33	0	278	885	3.2	24t	6

2015 ST. LOUIS RAMS

Game	W/L	P/S	Receiving			Rushing				Lg	TD	
			No	Yds	Avg	Lg	TD	Att	Yds			Avg
SEA 9/13	W											
@WSH 9/20	L											
PIT 9/27	L	1/0	1	5	5.0	5	0	6	9	1.5	4	0
@ARI 10/4	W	1/1	2	15	7.5	8	0	19	146	7.7	52	0
@GB 10/11	L	1/1	0	0	0.0	0	0	30	159	5.3	55	0
CLE 10/25	W	1/1	4	35	8.8	24	0	19	128	6.7	48	2
SF 11/1	W	1/1	3	13	4.3	15	0	20	133	6.7	71t	1
@MIN 11/8	L	1/1	3	20	6.7	11	0	24	89	3.7	16	1
CHI 11/15	L	1/1	3	44	14.7	31	0	12	45	3.8	9	1
@BAL 11/22	L	1/1	0	0	0.0	0	0	25	66	2.6	7	1
@CIN 11/29	L	1/1	1	11	11.0	11	0	9	19	2.1	8	0
ARI 12/6	L	1/1	0	0	0.0	0	0	9	41	4.6	34	0
DET 12/13	W	1/1	1	7	7.0	7	0	16	140	8.8	49	2
TB 12/17	W	1/1	2	31	15.5	19	0	21	48	2.3	9	1
@SEA 12/27	W	1/1	1	7	7.0	7	0	19	85	4.5	20	1
@SF 1/3	L											
TOTAL	7-9	13/12	21	188	9.0	31	0	229	1,108	4.8	71t	10



54 | BRYCE HAGER

Position:	Linebacker
Ht./Wt.	6-1/237
Birth Date:	5/4/92
College:	Baylor
Hometown:	Austin, Texas
Experience:	3rd year (3rd Rams)
Acquired:	D7A-2015 (224th)

Career GP/GS (Playoffs): 43/0 (0/0)



TRANSACTIONS: Selected by the Rams in the seventh round (224th overall) of the 2015 NFL Draft (5/2/15).

PRO: Third-year pro... has played in every game of his NFL career...recorded 20 special teams tackles in his first 43 NFL games... a standout special teams performer.

2017 SEASON: **Week 12 vs. New Orleans (11/26):** Saw action on special teams...**Week 11 at Minnesota (11/19):** Saw action on special teams...**Week 10 vs. Houston (11/12):** Saw action at linebacker and contributed on special teams...**Week 9 at New York Giants (11/5):** Saw action at linebacker...recorded one tackle...contributed on special teams...**Week 7 vs. Arizona (10/22):** Saw action at linebacker and on special teams...**Week 6 at Jacksonville (10/15):** Saw action on special teams...**Week 5 vs. Seattle (10/8):** Saw action at linebacker and on special teams...**Week 4 at Dallas (10/1):** Saw action at linebacker and on special teams...recorded one special teams tackle...**Week 3 at San Francisco (9/21):** Saw action at linebacker and on special teams...**Week 2 vs. Washington (9/17):** Saw action at linebacker and on special teams...**Week 1 vs. Indianapolis (9/10):** Saw action at linebacker and on special teams.

2016 SEASON: Served as a major contributor on special teams...finished second on the team with 10 special teams tackles...**at Tampa Bay (9/25):** Saw action at linebacker, and recorded one special teams tackle...**at Arizona (10/2):** Recorded two special teams tackles...**at Detroit (10/16):** Saw action at linebacker and recorded a tackle on special teams...**vs. New York Giants (10/23):** Recorded two special teams tackles...**vs. Carolina (11/6):** Registered one special teams tackle...**at New York Jets (11/13):** Tallied one special teams tackle...**at New England (12/4):** Recorded one special teams tackle...**at Seattle (12/15):** Recorded his first pass defensed of his career...**vs. San Francisco (12/26):** Racked up his 10th special teams tackle of the season.

2015 SEASON: Played in 16 games...saw action on special teams and made seven tackles...**at Baltimore (11/22):** Saw action on special teams...tallied two tackles...**vs. Seattle (9/13):** Made his NFL debut...saw action on special teams and make one tackle.

COLLEGE: All-American linebacker and three-time All-Big 12 honoree...made 322 career tackles, 24 for loss and 26 quarterback hurries...member of winningest class in school history, in five seasons with program...part of school-record five straight bowl teams, two conference championships (2013 & 2014 Big 12 titles), two bowl wins in four seasons of play following redshirt year - 26-1 home record (40-12 overall)...started 32 of 48 career games as three-year starting linebacker and quarterback of the defense...named All-America as senior and All-Big 12 in 2012, 2013 and 2014...led Big 12 in tackles (9.5 per game) in 2012...selected second team by AP, coaches, ESPN, Athlon, Phil Steele and Waco Tribune-Herald...elected 2013 Lott IMPACT Trophy quarterfinalist...scored first career touchdown on 91-yard fumble return (second longest in BU history) in win over Buffalo...served as a redshirt freshman in 2011...was a true freshman in 2010.

PERSONAL: All-state linebacker/running back from Westlake High School in Austin, Texas...named first-team AP Class 5A linebacker as senior in 2009 after leading WHS to 13-3 record, DI state runner-up finish and No. 3 final ranking...named 2009 District 25-5A Defensive MVP...totaled 158 tackles, 15 tackles-for-loss, eight sacks, one interception, four quarterback pressures and seven pass breakups as senior...also credited with 13 rushing touchdowns in 2009...totaled 59 tackles and two interceptions as junior in 2008 in first season as starter on 9-5 Westlake squad...earned 2008 first-team All-District 25-5A honors at linebacker...also had 250 rushing yards and 116 receiving yards as junior...son of Britt and Bridgette Hager...born in Austin, Texas...father, Britt, is former Texas All-American and played linebacker with the Philadelphia Eagles, Denver Broncos and St. Louis Rams...graduated in December 2014 with Bachelor's degree in health, human performance and recreation studies.

BRYCE HAGER NFL STATISTICS

		REGULAR SEASON															
Year	Team	G/S	Tackles				Interceptions					Fumbles					
			Total	Solo	Asst	Sk	Yds	Int	Yds	Lg	TD	PD	FF	FR	Yds		
2015	RAMS	16/0	0	0	0	0.0	0	0	0	0	0	0	0	0	0	0	0
2016	RAMS	16/0	0	0	0	0.0	0	0	0	0	0	0	1	0	0	0	0
2017	RAMS	11/0	1	1	0	0.0	0	0	0	0	0	0	0	0	0	0	0
TOTAL		43/0	1	1	0	0.0	0	0	0	0	0	0	1	0	0	0	0

ADDITIONAL STATISTICS: Special Teams Tackles: 2017 (3), 2015 (7), 2016 (10).



79 | ROB HAVENSTEIN

Position:	Tackle
Ht./Wt.:	6-8/328
Birth Date:	5/13/92
College:	Wisconsin
Hometown:	Mt. Airy, Md.
Experience:	3rd year (3rd Rams)
Acquired:	D2-2015 (57th)

Career GP/GS (Playoffs): 39/39 (0/0)



TRANSACTIONS: Selected by the Rams in the second round (57th overall) of the 2015 NFL Draft (5/1/15).

PRO: Second-year pro...has started all 39 career games in which he saw action at tackle.

2017 SEASON: Week 12 vs. New Orleans (11/26): Started at right tackle...was apart of an offensive unit that allowed QB Jared Goff to throw for 354 yards, the second-highest single game output of his career...**Week 11 at Minnesota (11/19):** Started at right tackle...**Week 10 vs. Houston (11/12):** Started at right tackle...was a part of an offensive unit that gained 443 total net yards...**Week 9 at New York Giants (11/5):** Started at right tackle...was a part of an offensive unit that allowed no sacks for the second time this season...**Week 7 vs. Arizona (10/22):** Started at right tackle...was a part of an offensive unit that helped the offense gain 425 yards...**Week 6 at Jacksonville (10/15):** Started at right tackle... was part of an offensive unit that allowed RB Todd Gurley to rush for his third 100-plus yard game of the season...**Week 5 vs. Seattle (10/8):** Started at right tackle...**Week 4 at Dallas (10/1):** Started at right tackle...was part of an offensive unit that allowed RB Todd Gurley to rush a career high output of 121 yards...**Week 3 at San Francisco (9/21):** Started at right tackle...part of an offensive line that helped produce five touchdowns and zero sacks...**Week 2 vs. Washington (9/17):** Started at right tackle...**Week 1 vs. Indianapolis (9/10):** Started at right tackle and was part of a unit that only allowed one sack.

2016 SEASON: Started 15 games at right tackle...**at Tampa Bay (9/25):** Started at right tackle, and contributed to two rushing touchdowns...**at Detroit (10/16):** Started at right tackle...helped block for the offense to put up three touchdowns...**at New Orleans (11/27):** Started at right tackle...allowed time for QB Jared Goff to throw three first half touchdowns.

2015 SEASON: Started 13 games, missed three due to injury...earned PFWAA All-Rookie honors...**vs. Tampa Bay (12/17):** Helped block for 319 net yards and three touchdowns...**vs. Detroit (12/13):** Opened up running lanes for RB Todd Gurley to rush for 140 yards and two touchdowns...**vs. San Francisco (11/1):** Part of an offensive line that did not allow a sack on QB Nick Foles...**vs. Cleveland (10/25):** Helped block for RB Todd Gurley to rush for 120-plus yards for the third consecutive week...**at Arizona (10/4):** Helped block for QB Nick Foles to throw three touchdowns...**vs. Seattle (9/13):** Started at right tackle in his NFL debut...helped block for the offense to produce 297 receiving yards.

COLLEGE: Played four years at Wisconsin...earned First-team All-America (AFCA), second-team All-America (FWAA, Sporting News, USA Today), first team All-Big Ten (consensus), and Big Ten Sportsmanship Award following 2014 senior season...matched school record with 54 career games played...started 42 games in his career, including 41 straight at right tackle over his final three seasons...anchored an offensive line that led the way for two of the three best single season rushing performances in school history at 283.8 yards per game in 2013 and a school-record 320.1 yards per game in 2014...Badgers also set a school record for total offense at 480.8 yards per game in 2013...blocked for three 1,000-yard rushers in Montee Ball, Melvin Gordon and James White, three of the top five rushers in school history...Badgers went 39-16 in his career, matching the second-highest win total by a UW senior class...earned Second-team All-Big Ten (coaches), All-Big Ten honorable mention (media) in 2013...redshirted in 2010.

PERSONAL: Ranked by ESPN/Scouts Inc. as the No. 33 offensive tackle in the country, by Scout as No. 42 and by Rivals as No. 43...top offensive tackle in Maryland (ESPN/Scouts Inc.) and ranked as 17th-best player in Maryland by Rivals...as a senior, named first-team all-state and all-area...served as team captain as a senior ... as a junior, named first-team all-state, all-metro and all-area...as a sophomore, named second-team all area...won letters in football and basketball...named to honor roll all four years and was member of National Honor Society as a senior.

HAVENSTEIN'S Games Played Stats: RAMS 2017 (11/11), 2016 (15/15), 2015 (13/13). **TOTALS: (39/39).**



6 | JOHNNY HEKKER

Position:	Punter
Ht./Wt.:	6-5/241
Birth Date:	2/8/90
College:	Oregon State
Hometown:	Bothell, Wash.
Experience:	6th year (6th Rams)
Acquired:	FA-2012

Career GP/GS (Playoffs): 91/0 (0/0)



TRANSACTIONS: Signed a two-year contract extension with the Rams (9/11/17)...re-signed with the Rams (12/5/14)...signed with the Rams as an undrafted rookie free agent (4/30/12).

PRO: Fifth-year pro earned All-Pro honors following 2013, 2014, 2015 and 2016 seasons...earned second Pro Bowl honor in 2015, followed by a third Pro Bowl honor in 2016...set an NFL record in 2016 with the most punts downed inside the 20-yard line (50)...in 2014, finished second in the league with 33 punts downed inside the 20...converted a two-point conversion and completed two passes on fake punts...making him 5-of-6 in his three NFL seasons... earned his first Pro Bowl appearance for his 2013 performance...became the first Rams punter since 1985

(Dale Hatcher) to be named to the Pro Bowl, also earned First-Team All-Pro honors... recorded the highest single-season net average (44.2) in NFL history...tallied most punts in Rams franchise history with 450 career punts.



Hekker earned First-Team All-Pro honors in '13 (1st), '14 (2nd), '15 (1st) & '16 (1st)

2017 SEASON: Week 12 vs. New Orleans (11/26): Punted three times for 138 yards, a 46.0-yard average and 46.0-yard net average...pinned all of his attempts

inside the 20 for the third time this year...**Week 11 at Minnesota (11/19):** Punted six times for 254 yards...a 42.3-yard average and 40.8-yard net average...had a long of 56 yards...**Week 10 vs. Houston (11/12):** Punted four times for 205 yards...a 51.3-yard average and 42-yard net average...completed a pass to WR Pharoh Cooper for six yards on fourth down...

Week 9 at New York Giants (11/5): Punted two times for 75 yards...a 37.5-yard average and 37.5 net average...had a long of 38 yards...**Week 7 vs. Arizona (10/22):** Punted two times for 119 yards...a 59.5 average and 55.0 net average... had a long of 65 yards...placed two punts inside the 20-yard line...**Week 6 at Jacksonville (10/15):** Punted seven times for 322 yards...a 46.0-yard average and 43.1-yard net average...placed four punts inside the 20-yard line and had season long 67 yard punt...

Week 5 vs. Seattle (10/8): Punted three times for 136 yards...a 45.3-yard average and 42.0-yard net average... recorded a long punt of 62 yards...**Week 4 at Dallas (10/1):** Punted two times for 108 yards, a 54-yard average and 54-yard net average...tallied a long punt of 62 yards...**Week 3 at San Francisco (9/21):** Punted two times for 113 yards, a 56.5-yard average and 52-yard net average...tallied a long punt of 64 yards... **Week 2**



vs. Washington (9/17): Punted four times for 182 yards for a 45.5-yard average and 42.3-yard net average...placed one punt inside the 20-yard line... completed a pass to rookie WR Josh Reynolds for 28 yards on fourth down...completed 8-of-13 passes in his NFL career...**Week 1 vs. Indianapolis (9/10):** Punted five times for 218 yards, averaging 43.6 yards per punt...his longest was a 47 yarder...pinned all five of his punts inside the 20.

Hekker earned NFC Special Teams Player of the Month - October 2015
- Averaged 48.3 yards per punt with a net avg. of 44.3 yards
- Eight of his 16 punts during the month traveled at least 50 yards
- Placed six punts inside the 20-yard line, including four punts that were downed at the 10-yard line or closer
- Joins Sean Landeta as the only Rams punters to win Special Teams Player of the Month.

2016 SEASON: Set new career-highs in punt yardage (4,680), punts inside the 20-yard line (51), net yardage (4,508), and net punt average (46.0), all leading the NFL...booted a career-long 78-yard punt, which tied for the longest punt of the season...allowed only one touchback the entire year...voted team captain by peers...**at San Francisco (9/13):** Tallied 431 yards on 10 punts, while averaging 43.1 yards a punt...netted a punt total of 42.0 per kick, downing four of them inside the 20-yard line...**vs. Seattle (9/18):** Totaled 237 yards on six punts, all downed inside the oppo-

- Most Punts Downed Inside 20-Yard Line (Season)**
1. Johnny Hekker/Rams: 50 (2016)
 2. Dave Zastudil/Cardinals: 46 (2012)
 3. Dustin Colquitt/Chiefs: 45 (2012)

...**at Tampa Bay (9/25):** Punted five times for 256 yards, averaging 51.2 yards per punt...his longest was a 64-yard boot...**at Arizona (10/2):** Recorded six punts without any touchbacks, continuing his streak of zero touchbacks this season...Hekker leads the NFL in most punts inside the 20-yard line, with 15...**vs. Buffalo (10/9):** Punted two times for 109 yards, averaging 54.5 yards a punt, and had a net average of 55.5 yards...still has not allowed a touchback this season...**vs. New York Giants (10/23):** Booted seven punts (six inside the 20-yard line) for 320 yards, averaging 45.7 per kick...has 40 consecutive punts without a touchback, the longest current streak in the NFL...**vs. Carolina (11/6):** Recorded a then career-long punt of 75 yards which was the third longest punt in the NFL this season...punted five times for 243 yards for an average of 48.6-yards per kick...tallied his first touchback of the season and placed two punts inside the 20-yard line...**at New York Jets (11/13):** Punted seven times for 362 yards, averaged

ent's 20-yard line, for a 39.5-yard average and net average...**at Tampa Bay (9/25):** Punted five times for 256 yards, averaging 51.2 yards per punt...his longest was a 64-yard boot...**at Arizona (10/2):** Recorded six punts without any touchbacks, continuing his streak of zero touchbacks this season...Hekker leads the NFL in most punts inside the 20-yard line, with 15...**vs. Buffalo (10/9):** Punted two times for 109 yards, averaging 54.5 yards a punt, and had a net average of 55.5 yards...still has not allowed a touchback this season...**vs. New York Giants (10/23):** Booted seven punts (six inside the 20-yard line) for 320 yards, averaging 45.7 per kick...has 40 consecutive punts without a touchback, the longest current streak in the NFL...**vs. Carolina (11/6):** Recorded a then career-long punt of 75 yards which was the third longest punt in the NFL this season...punted five times for 243 yards for an average of 48.6-yards per kick...tallied his first touchback of the season and placed two punts inside the 20-yard line...**at New York Jets (11/13):** Punted seven times for 362 yards, averaged

51.7 yards a kick...recorded the fourth longest punt in franchise history with a career-long 78-yard punt...the third longest punt in franchise history is 80 yards, which is shared by P Donnie Jones and Parker Hall...**vs. Miami (11/20)**: Booted eight punts (five inside the 20-yard line) for 364 yards...averaged 45.5 yards a kick...only allowed one return for one yard...placed five punts inside the 20-yard line...**at New England (12/4)**: Booted eight punts (five inside the 20-yard line), averaging 53.8 yards a kick...recorded a net average of 52.9 yards...his longest came on a 76 yard kick...**vs. Atlanta (12/11)**: Booted seven punts for 340 yards, averaging 48.6 yards a kick...placed six punts inside the 20-yard line giving him 46 for the year, tying Dave Zastudil (2012) for the NFL record...**at Seattle (12/15)**: Punted four times for 216 yards, with a 54-yard average and a 50-yard net average...registered a long 66-yard punt...**vs. San Francisco (12/26)**: Punted eight times for 368 yards, averaging 46 yards a kick...set the NFL single-season record for most punts downed inside the 20-yard line (50)...**vs. Arizona (1/1)**: Booted seven punts for 337 yards, giving him a new career-high in single season punts (98)...averaged 48.1 yards a kick and a net average of 44.4 yards...kicked his third punt of the season over 70 yards (73).

2015 SEASON: Punted 96 times for 4,601 yards a 47.9-yard average...tallied six touchbacks and placed a career-high 41 punts inside the 20-yard line...led the NFL rankings in net punting average (43.7) and punts downed inside the opponents' 20-yard line...**vs. Tampa Bay (12/17)**: Punted five times for 220 yards, a 44-yard average and 44-yard net average...placed three punts inside the 20-yard line...**vs. Detroit (12/13)**: Punted six times for 284 yards for a 47.3-yard average and 45.5-yard net average...placed four punts inside the 20-yard line and had a long of 61 yards...**vs. Arizona (12/6)**: Punted eight times for 436 yards, a 54.5-yard average and 48.3-yard net average...placed five punts inside the 20-yard line and had a long of 68 yards...also handled kickoff duties in addition to punting and tallied two kickoffs...**vs. Chicago (11/15)**: Punted six times for 296 yards, a 49.3-yard average, 47.8-yard net and placed three punts inside the 20-yard line...tallied a long punt of 60 yards...**vs. San Francisco (11/1)**: Tallied a long punt of 60 yards, his longest of the season...finished with eight punts for 436 yards, a 54.5-yard average and 49.8-yard net, and placed three punts inside the 20-yard line...**vs. Cleveland (10/25)**: Punted five times for 244 yards for a 48.0-yard average and 48.0-yard net...place three punts inside the 20-yard line and had a long of 56 yards...**at Green Bay (10/11)**: Completed a 20-yard pass to S Cody Davis on a fake punt conversion...marked his second-longest pass completion of his career...punted four times for 181 yards...placed one punt inside the 20-yard line and had a long of 51 yards...**4 at Arizona (10/4)**: Punted seven times for 348 yards, a 49.7-yard average and 45.1-yard net...had a long punt of 57 yards...**at Washington (9/20)**: Punted eight times for 381 yards, a 47.6-yard average and 46.1-yard net...tallied a long of 53 yards and placed four punts inside the 20-yard line.

2014 SEASON: Finished the season with a 46.5-yard gross average for eighth in the league and registered the fourth best single-season total in Rams history...**vs. Seattle (10/19)**: Connected with RB Benny Cunningham on an 18-yard pass in punt formation to convert a fourth-and-3 on the St. Louis 18-yard line with 2:55 left to play...marked his fifth career pass, first of the season...punted three times for 153 yards, a 44.7-yard average...**at Kansas City (10/26)**: Punted six times for 324 yards, a 54.0-yard average...tallied a long of 60 yards... **at Arizona (11/9)**: Punted seven times for 305 yards, a 43.6-yard average...**at San Diego (11/23)**: Connected with WR Stedman Bailey on an 19-yard pass in punt formation to convert a fourth-and-4...marked his sixth career pass, second of the season...punted four times for 178 yards, a 44.5-yard average...tallied a long of 57 yards...**vs. Oakland (11/30/14)**: Punted six times for 275 yards, a 45.8-yard average...tallied a long of 60 yards...**at Washington (12/7/14)**: Connected with TE Cory Harkey for a two-point conversion... punted four times for 174 yards, a 43.5-yard average...tallied a long of 61 yards...

2013 SEASON: Earned Pro Bowl and First-Team All-Pro honors after recording the highest single-season net average (44.2) in NFL history...finished with a 46.3-yard gross average for 10th in the league and was the fourth best single-season total in Rams history...opponents averaged just 2.6 yards per return, the best total in the NFL in 2013...also added two special teams tackles...**vs. Arizona (9/8)**: Punted three times for 147 yards...placed one inside the 20-yard line and had one touchback...only one punt was returned and it went for a 1-yard gain...**vs. San Francisco (9/26)**: Notched a career-high 11 punts for 490 yards...averaged 44.5 yards per punt and registered a long of 60 yards...placed six punts inside the 20-yard line and one touchback...**vs. Jacksonville (10/6)**: Punted seven times for 286 yards, a 40.9-yard average and 40.1-yard net...placed two punts inside the 20-yard line and tallied a long of 56 yards...**at Houston (10/13)**: Punted three times for 135 yards...placed one punt inside the 20-yard line...**at Carolina (10/20)**: Punted four times for 159 yards...**vs. Tennessee (11/3)**: Punted five times for 242 yards for a 48.4-yard average and 46.8-yard net average...he placed one punt inside the 20-yard line and had a long of 57 yards...**at Indianapolis (11/10)**: Punted five times for 242 yards, including a long of 61 yards...averaged 48.4 yards per punt, a 43.4 net average...**vs. Chicago (11/24)**: Punted two times for 97 yards...his 43.7 net average leads the NFL...**at San Francisco (12/1)**: Punted five times for 244 yards, including a long of 54 yards...registered an average of 48.8 yards, a 47.8 yard net...continues to lead the NFL in net average (44.0)...**at Arizona (12/8)**: Punted five times for 257 yards, a 51.4 yard average and 42.8-yard net average...tallied two touchbacks and a long of 64 yards...**vs. New Orleans (12/15)**: Punted four times for 167 yards, a 41.8-yard average and 41.8-yard net average...registered a long of 52 yards and placed two punts inside the 20-yard line...continues to lead the NFL in net punting average (43.8)...added one special teams tackle...**vs. Tampa Bay (12/22)**: Punted two times for 88 yards for a 44-yard average and 44-yard net average...**at Seattle (12/29)**: Punted seven times for 337 yards, a 48.1 average and 48.4 yard net average.

2012 SEASON: Finished his first NFL campaign with a 45.8-yard gross average and a net average of 39.9 yards per attempt... both of those numbers are the fourth best for a season in Rams history...**at Detroit (9/9)**: Punted five times for 241 yards, a 48.2-yard average and 37.6-yard net...placed one punt inside the 20-yard line and recorded a long of 57 yards...**vs. Washington (9/16)**: Punted three times for 163 yards, a 54.3-yard average and 48.7-yard net, placed one inside the 20-yard line and had a long of 66 yards...**at Chicago (9/23)**: Punted six times for 279 yards, a 46.5-yard average and a long of 56 yards...ranked third in the NFC in punting average with a 48.8 average in three games...**vs. Seattle (9/30)**: Threw a two-yard touchdown pass to WR Danny Amendola on a fake field goal play...no Rams punter has thrown a touchdown pass since the merger...punted four times for 156 yards, a 39-yard average and 38.8-yard net...placed one inside the 20...**vs. Arizona (10/4)**: Punted a season-high seven times for 398 yards, including a season-long of 68 yards...averaged 56.9 yards per punt, setting a franchise single-game

record...placed three punts inside the 20-yard line...also made one special teams tackle...**at Miami (10/14)**: Punted three times for 135 yards with a long of 56 yards...averaged 45 yards per punt with a 38.3 net...placed two inside the 20-yard line...**vs. Green Bay (10/21)**: Punted two times for 99 yards, a 49.5-yard average and 42-yard net...tallied a long of 55 yards...**vs. New England (10/28)**: Punted four times for 195 yards, a 48.8-yard average and 44.8-yard net...placed one kick inside the 20 and tallied a long of 50 yards...**at San Francisco (11/11)**: Threw a 21-yard completion to S Rodney McLeod on fourth-and-four from the St. Louis 10-yard line with :49 left in the half on a fake punt...marked his second pass completion this season and McLeod's first career reception...on a second fake punt, completed a 19-yard pass to TE Lance Kendricks...the play pushed his passing totals to two-for-two for 40 yards on the day, and also marks his third completion this season...punted four times for 147 yards for a 36.8-yard average, 31-yard net and placed one inside the 20-yard line...**vs. New York Jets (11/18)**: Punted five times for 251 yards, a 50.2-yard average, 44.4-yard net...placed one inside the 20-yard line and had a long of 57 yards...**at Arizona (11/25)**: Punted six times for 260 yards, a 43.3-yard average and 33.5-yard net...tallied a long of 48 yards and placed one inside the 20-yard line...**vs. San Francisco (12/2)**: Punted a season-high nine times for 388 yards for a 43.1-yard average and 42.4-yard net...tallied a long of 63 yards and placed three punts inside the 20-yard line...**at Buffalo (12/9)**: Punted eight times for 302 yards, a 37.8-yard average and 32.3-yard net...placed two punts inside the 20-yard line and tallied a long of 50 yards...**vs. Minnesota (12/16)**: Punted four times for 164 yards...placed one punt inside the 20-yard line and had a long of 55 yards...**at Tampa Bay (12/23)**: Punted seven times for 335 yards, a 47.9-yard average and 46.9-yard net. Hekker placed two punts inside the 20-yard line and tallied a long of 57 yards...**at Seattle (12/30)**: Punted five times for 243 yards and finished with a net average of 40.2 yards and a gross average of 48.6 yards.

COLLEGE: Four-year starter, finished his career as one of Oregon State's most prolific punters in history...the third-best career punt yardage average at OSU at 41.3 yards per punt...set the single-game school record with a 52.5-yard average (6-315) at Utah in 2011...earned College Football Performance Award Punter of the Week...semi-finalist for the Ray Guy Award in 2009...52 career punts of 50+ yards, including 17 as a senior in 2011 when he had six different games with at least one punt of 60+ yards...earned Pac-12 Conference honorable mention...87 career punts downed inside the 20-yard line ...named the Sun Bowl Special Teams MVP in 2008 after averaging 45 yards on 10 punts...also the holder on placekicks for three years...two-time Pac-10 All-Academic selection.

PERSONAL: Has a degree in general science...serves as the Rams' Ambassador for "Fuel Up To Play 60," the joint NFL-National Dairy Council Health and Wellness program for students...served as the state ambassador for Special Olympics in Illinois and Missouri...also on the board for Team Activities for Special Kids (TASK), a year-round instructional sports program that provides athletic and social opportunities to kids with special needs...serves as a Waterboys Ambassador, which supports providing clean, accessible drinking water to rural communities in East Africa.

JOHNNY HEKKER NFL STATISTICS

REGULAR SEASON												
Year	Team	Punting		Yds	Avg	Opp Ret	Ret Yds	Net Yds	TB	I20	Lg	Blk
		G	No									
2012	RAMS	16	82	3,756	45.8	41	402	3,274	4	22	68	0
2013	RAMS	16	78	3,609	46.3	30	79	3,450	4	19	64	0
2014	RAMS	16	80	3,721	46.5	28	192	3,429	5	33	61	1
2015	RAMS	16	96	4,601	47.9	40	289	4,192	6	41	68	0
2016	RAMS	16	98	4,680	47.8	35	152	4,508	1	51	78	0
2017	RAMS	11	40	1,870	46.8	13	67	1,763	2	22	67	0
TOTALS		91	474	22,237	46.9	187	1,181	20,616	22	188	78	1

Passing											
Year	Team	Att.	Cmp	Pct.	Yds	Yds/Att	TD	Int	Lg	Sk-Yds	Rtg.
2012	RAMS	3	3	100.0	42	14.0	1	0	21	0-0	158.3
2013	RAMS	1	0	0.0	0	0.0	0	0	0	0-0	39.6
2014	RAMS	2	2	100.0	37	18.5	0	0	19	0-0	118.8
2015	RAMS	4	1	25.0	20	5.0	0	0	20	0-0	47.9
2016	RAMS	2	1	50.0	4	2.0	0	0	4	0-0	56.3
2017	RAMS	2	2	100.0	34	17.0	0	0	28	0-0	118.8
Total		14	9	64.3	137	9.8	1	0	28	0-0	120.2

ADDITIONAL CAREER STATISTICS: Threw one touchdown pass to WR Danny Amendola vs. Seattle (9/30/12), Connected with TE Cory Harkey for a two-point conversion...connected with RB Benny Cunningham on an 18-yard pass in punt formation to convert a fourth-and-3 on the St. Louis 18-yard line (10/19/14)...connected with WR Stedman Bailey on an 19-yard pass in punt formation to convert a fourth-and-4 (11/23/14)...connected with S Cody Davis for 20-yard reception to convert a fourth-and-2 at Green Bay (10/11/15)...connected with RB Chase Reynolds for a four-yard reception to convert a fourth-and-one vs. Arizona (1/1/17)

Special teams tackles: 2012 (1), 2013 (1), 2015 (1), 2017 (1).

SINGLE GAME HIGHS
Punts – 11, vs. San Francisco (9/26/13)
Long – 78, at New York Jets (11/13/16)
Yards – 490, vs. San Francisco (9/26/13)

JOHNNY HEKKER GAME-BY-GAME STATISTICS

2017 LOS ANGELES RAMS

Game	W/L	No	Yds	Avg	Opp Ret	Opp Yds	Net Yds	Net Avg	TB	I20	Lg	Blk
IND 9/10	W	5	218	43.6	3	0	218	43.6	0	5	47	0
WAS 9/17	L	4	182	45.5	2	13	169	42.3	0	1	55	0
@SF 9/21	W	2	113	56.5	2	9	104	52.0	0	0	64	0
@DAL 10/1	W	2	108	54.0	1	0	108	54.0	0	2	62	0
SEA 10/8	L	3	136	45.3	1	10	126	42.0	0	0	62	0
@JAC 10/15	W	7	322	46.0	1	0	302	43.1	1	4	67	0
ARI 10/22	W	2	119	59.5	1	9	110	55.0	0	2	65	0
@NYG 11/5	W	2	75	37.5	0	0	75	37.5	0	1	38	0
HOU 11/12	W	4	205	51.3	1	17	168	42.0	1	0	55	0
@MIN 11/19	L	6	254	42.3	1	9	245	40.8	0	4	56	0
NO 11/26	W	3	138	46.0	0	0	138	46.0	0	3	50	0
@ARI 12/2	0	0	0	0	0	0	0	0.0	0	0	0	0
PHI 12/10	0	0	0	0	0	0	0	0.0	0	0	0	0
@SEA 12/17	0	0	0	0	0	0	0	0.0	0	0	0	0
@TEN 12/24	0	0	0	0	0	0	0	0.0	0	0	0	0
SF 12/31	0	0	0	0	0	0	0	0.0	0	0	0	0
TOTALS	8-3	40	1,870	46.8	13	67	1,763	44.1	2	22	67	0

2016 LOS ANGELES RAMS

Game	W/L	No	Yds	Avg	Opp Ret	Opp Yds	Net Yds	Net Avg	TB	I20	Lg	Blk
@SF 9/12	L	10	431	43.1	2	11	420	42.0	0	4	54	0
SEA 9/18	W	6	237	39.5	0	0	237	39.5	0	6	52	0
@TB 9/25	W	5	256	51.2	2	26	230	46.0	0	2	64	0
@ARI 10/2	W	6	277	46.2	3	23	254	42.3	0	3	55	0
BUF 10/9	L	2	109	54.5	2	-2	111	55.5	0	1	57	0
@DET 10/16	L	2	94	47.0	1	4	90	45.0	0	0	54	0
NYG 10/23	L	7	320	45.7	4	11	309	44.1	0	6	58	0
CAR 11/6	L	5	243	48.6	0	0	223	44.6	1	2	75	0
@NYJ 11/13	W	7	362	51.7	4	10	352	50.3	0	4	78	0
MIA 11/20	L	8	364	45.5	1	1	363	45.4	0	5	61	0
@NO 11/27	L	6	294	49.0	2	8	286	47.7	0	2	68	0
@NE 12/4	L	8	430	53.8	6	7	423	52.9	0	5	76	0
ATL 12/11	L	7	340	48.6	0	0	340	48.6	0	6	57	0
@SEA 12/15	L	4	216	54.0	2	16	200	50.0	0	0	66	0
SF 12/24	L	8	368	46.0	2	9	359	44.9	0	4	53	0
ARI 11/17	L	7	336	48.1	4	26	311	44.4	0	1	73	0
TOTALS	4-12	98	4,680	47.8	35	152	4,508	46.0	1	51	78	0

2015 ST. LOUIS RAMS

Game	W/L	No	Yds	Avg	Opp Ret	Opp Yds	Net Yds	Net Avg	TB	I20	Lg	Blk
SEA 9/13	W	3	142	47.3	2	63	79	26.3	0	0	55	0
@WSH 9/20	L	8	381	47.6	5	12	381	46.1	0	4	52	0
PIT 9/27	L	4	170	42.5	0	0	150	37.5	1	2	50	0
@ARI 10/4	W	7	348	49.7	5	32	316	45.1	0	2	57	0
@GB 10/11	L	4	181	45.3	2	9	152	38.0	1	1	51	0
CLE 10/25	W	5	244	48.8	2	4	240	48.0	0	3	56	0
SF 11/1	W	8	436	54.4	5	38	398	49.8	0	4	60	0
@MIN 11/8	L	8	372	46.5	4	40	332	41.5	0	2	63	0
CHI 11/15	L	6	296	49.3	3	9	287	47.8	0	3	60	0
@BAL 11/22	L	8	367	45.9	3	5	342	42.8	1	4	63	0
@CIN 11/29	L	5	225	45.0	2	16	189	37.8	1	1	56	0
ARI 12/6	L	8	436	54.5	3	30	386	48.3	1	5	68	0
DET 12/13	W	6	284	47.3	2	11	273	45.5	0	4	61	0
TB 12/17	W	5	220	44.0	0	0	220	44.0	0	3	49	0
@SEA 12/27	W	6	240	40.0	2	20	220	36.7	0	2	50	0
@SF 1/3	L	5	259	51.8	0	0	239	47.8	1	1	68	0
TOTAL	7-9	96	4,601	47.9	40	289	4,192	43.7	6	41	68	0

2014 ST. LOUIS RAMS


Game	W/L	No	Yds	Avg	Opp Ret	Opp Yds	Net Yds	Net Avg	TB	I20	Lg	Blk
MIN 9/7	L	6	279	46.5	1	6	273	45.5	0	2	57	0
@TB 9/14	W	2	98	49.0	1	0	98	49.0	0	1	53	0
DAL 9/21	L	1	24	24.0	0	0	24	24.0	0	1	24	0
PHL 10/5	L	4	166	41.5	1	23	143	28.6	0	2	56	1
SF 10/13	L	8	351	43.9	5	29	322	40.3	0	2	56	0
SEA 10/19	W	3	153	51.0	2	19	134	51.0	0	1	56	0
@KC 10/26	L	6	324	54.0	4	27	277	46.2	1	1	60	0
@SF 11/2	W	6	281	46.8	1	12	249	41.5	1	2	60	0
@ARI 11/9	L	7	305	43.6	1	8	277	39.6	1	2	57	0
DEN 11/16	W	6	260	43.3	1	0	260	43.3	0	4	54	0
@SD 11/23	L	4	178	44.5	1	0	178	44.5	0	2	57	0
OAK 11/30	W	6	275	45.8	2	4	251	41.8	1	3	60	0
@WAS 12/7	W	4	174	43.5	2	3	171	42.8	0	3	61	0
ARI 12/11	L	8	404	50.5	4	54	350	43.8	0	3	59	0
NYG 12/21	L	4	202	50.5	0	0	182	45.5	0	3	56	0
@SEA 12/28	5	247	49.4	2	7	240	48.0	1	1	55	0	
TOTAL	6-10	80	3,721	46.5	28	192	3,429	42.3	5	33	61	1

2013 ST. LOUIS RAMS

Game	W/L	No	Yds	Avg	Opp Ret	Opp Yds	Net Yds	Net Avg	TB	I20	Lg	Blk
ARI 9/8	W	3	147	49.0	1	1	126	42.0	1	1	55	0
@ATL 9/15	L	6	298	49.7	2	4	294	49.0	0	0	63	0
@DAL 9/22	L	5	238	47.6	4	16	222	44.4	0	0	57	0
SF 9/26	L	11	490	44.5	1	0	470	42.7	1	6	60	0
JAC 10/6	W	7	286	40.9	4	5	281	40.1	0	2	56	0
@HOU 10/13	W	3	135	45.0	2	6	129	43.0	0	1	47	0
@CAR 10/20	L	4	159	39.8	1	-1	160	40.0	0	0	52	0
SEA 10/28	L	4	182	45.5	3	9	173	43.3	0	2	55	0
TEN 11/3	L	5	242	48.4	2	8	234	46.8	0	1	57	0
@IND 11/10	W	5	242	48.4	3	25	217	43.4	0	1	61	0
CHI 11/24	W	2	97	48.5	1	0	97	48.5	0	0	51	0
@SF 12/1	L	5	244	48.8	2	5	239	47.8	0	1	54	0
@ARI 12/8	L	5	257	51.4	2	3	214	42.8	2	0	64	0
NO 12/15	W	4	167	41.8	0	0	167	41.8	0	2	52	0
TB 12/22	W	2	88	44.0	0	0	88	44.0	0	1	46	0
@SEA 12/29	L	7	337	48.1	2	-2	339	48.4	0	1	58	0
TOTAL	7-9	78	3,609	46.3	30	79	3,450	44.2	4	19	64	0

2012 ST. LOUIS RAMS

Game	W/L	No	Yds	Avg	Opp Ret	Opp Yds	Net Yds	Net Avg	TB	I20	Lg	Blk
@DET 9/9	L	5	241	48.2	5	53	188	37.6	0	1	57	0
WAS 9/16	W	3	163	54.3	1	-3	146	48.7	1	1	66	0
@CHI 9/23	L	6	279	46.5	3	39	220	36.7	1	1	56	0
SEA 9/30	W	4	156	39.0	2	1	155	38.8	0	1	48	0
ARI 10/4	W	7	398	56.9	5	76	322	46.0	0	3	68	0
@MIA 10/14	L	3	135	45.0	0	0	115	38.3	1	2	56	0
GB 10/21	L	2	99	49.5	1	15	84	42.0	0	1	55	0
NE 10/28	L	4	195	48.8	3	16	179	44.8	0	1	50	0
@SF 11/11	T	4	147	36.8	2	23	124	31.0	0	1	45	0
NYJ 11/18	I	5	251	50.2	3	29	222	44.4	0	1	57	0
@ARI 11/25	W	6	260	43.3	4	59	201	33.5	0	1	48	0
SF 12/2	W	9	388	43.1	2	6	382	42.4	0	3	63	0
@BUF 12/9	W	8	302	37.8	4	44	258	32.3	0	2	50	0
MIN 12/16	L	4	164	41.0	1	15	149	37.3	0	1	55	0
@TB 12/23	W	7	335	47.9	3	7	328	46.9	0	2	57	0
@SEA 12/30	L	5	243	48.6	2	22	201	40.2	1	0	57	0
TOTAL	7-8-1	82	3756	45.8	41	402	3274	39.9	4	22	68	0



89 | TYLER HIGBEE

Position: Tight End
 Ht./Wt.: 6-6/257
 Birth Date: 1/1/93
 College: Western Kentucky
 Hometown: Clearwater, Fla.
 Experience: 2nd year (2nd Rams)
 Acquired: D4A-2016 (110th)

Career GP/GS (Playoffs): 27/18 (0/0)



TRANSACTIONS: Selected in the fourth round of the 2016 draft (110th overall) on 4/30/16.

2017 SEASON: **Week 12 vs. New Orleans (11/26):** Started at tight end...recorded three catches for 48 yards...**Week 11 at Minnesota (11/19):** Started at tight end...recorded one catch for five yards...**Week 10 vs. Houston (11/12):** Started at tight end...recorded two catches for 22 yards...**Week 9 at New York Giants (11/5):** Started at tight end...recorded one catch for 8 yards and his first touchdown of the season...**Week 7 vs. Arizona (10/22):** Started at tight end...recorded three catches for 13 yards...**Week 6 at Jacksonville (10/15):** Started at tight end...recorded one reception...**Week 5 vs. Seattle (10/8):** Started at tight end...led the team in receiving yards with a new personal high of 98 yards on four catches...**Week 4 at Dallas (10/1):** Started at tight end...recorded three receptions for 47 yards...**Week 3 at San Francisco (9/21):** Started at tight end...recorded one reception for four yards...**Week 2 vs. Washington (9/17):** Started at tight end...**Week 1 vs. Indianapolis (9/10):** Started at tight end...hauled in two receptions for 17 yards.

2016 SEASON: Started in six-of-16 games in his rookie campaign...hauled in 11 receptions for 85 yards and scored his first career touchdown...**at San Francisco (9/13):** In his first career NFL game, recorded one reception...**at Tampa Bay (9/25):** Made first career NFL start at tight end...saw significant action on special teams...**at Arizona (10/2):** Saw action at tight end and recorded one reception...**vs. New York Giants (10/23):** Recorded one catch for a four-yard gain...**vs. Carolina (11/6):** Made second career start at tight end...recorded a career-long 31-yard reception...**at New England (12/4):** Recorded two catches for 16 yards...**vs. Atlanta (12/11):** Caught one pass for eight yards...**at Seattle (12/15):** Hauled in a 15-yard reception...**vs. San Francisco (12/26):** Recorded two receptions for five yards...scored his first career touchdown on a two-yard pass from QB Jared Goff.

COLLEGE: Played in 38 games with 15 starts...earned a midseason addition to the Biletnikoff Watch List in 2015...racked up a pair of 100-yard receiving games and four touchdowns through the first four games of the year and caught at least one touchdown in six of his nine games, including two, two-touchdowns game...named the John Mackey Award Tight End of the Week following the season opener at Vanderbilt when he caught four passes for 102 yards...as a junior in 2014, he tallied 230 yards on 15 receptions, including four touchdowns...notched a breakout performance at No. 19 Marshall when came up with three-touchdowns on six passes for 99 yards, to earn CFPA honorable mention National Tight End of the Week honors...he was also one of only three tight ends last season to catch at least three touchdowns in a game, joined by FIU's Jonnu Smith and Minnesota's Maxx Williams...became one of just four players in WKU history to catch at least three touchdowns in a single game and the first since 1978...in 2013, saw time in seven games and three starts after converting over from wide receiver...finished the year with 13 catches for 169 yards and a touchdown...redshirted in 2012...as a true freshman in 2011, he played in 11 games...finished the regular season with a pair of catches for 92 yards...tallied his first career catch on a 63-yard touchdown grab.

PERSONAL: Named team MVP and team captain for his senior season at East Lake High School. He reeled in 42 receptions as a tight end, leading the county in receptions, to total over 540 receiving yards and eight touchdowns in his final season. He finished his career with over 1,100 yards receiving and 18 touchdowns. Higbee earned first-team All-County honors as well as being a Pinellas County All-Star his senior year. He was rated as a two-star recruit by Rivals.com after lettering all four years in football. He also earned a pair of letters on the baseball diamond at the varsity level.

TYLER HIGBEE NFL STATISTICS

REGULAR SEASON							
Year	Team	G/S	Receiving			Lg	TD
			No	Yds	Avg		
2016	RAMS	16/7	11	85	7.7	31	1
2017	RAMS	11/11	21	262	12.5	38	1
TOTAL		27/18	32	347	10.8	38	2

TYLER HIGBEE GAME-BY-GAME STATISTICS

2017 LOS ANGELES RAMS												
Game	W/L	Receiving					Rushing					
		P/S	No	Yds	Avg	Lg	TD	Att	Yds	Avg	Lg	TD
IND 9/10	W	1/1	2	17	8.5	9	0	0	0	0.0	0	0
WAS 9/17	L	1/1	0	0	0.0	0	0	0	0	0.0	0	0
@SF 9/21	W	1/1	1	4	4.0	4	0	0	0	0.0	0	0
@DAL 10/1	W	1/1	3	47	15.7	29	0	0	0	0.0	0	0
SEA 10/8	L	1/1	4	98	24.5	35	0	0	0	0.0	0	0
@JAC 10/15	W	1/1	1	0	0.0	0	0	0	0	0.0	0	0
ARI 10/22	W	1/1	3	13	4.3	5	0	0	0	0.0	0	0
@NYG 11/5	W	1/1	1	8	8.0	8t	1	0	0	0.0	0	0
HOU 11/12	W	1/1	2	22	11.0	15	0	0	0	0.0	0	0
@MIN 11/19	L	1/1	1	5	5.0	5	0	0	0	0.0	0	0
NO 11/26	W	1/1	3	48	16.0	38	0	0	0	0.0	0	0
@ARI 12/2	0/0	0/0	0	0	0.0	0	0	0	0	0.0	0	0
PHI 12/10	0/0	0/0	0	0	0.0	0	0	0	0	0.0	0	0
@SEA 12/17	0/0	0/0	0	0	0.0	0	0	0	0	0.0	0	0
@TEN 12/24	0/0	0/0	0	0	0.0	0	0	0	0	0.0	0	0
SF 12/31	0/0	0/0	0	0	0.0	0	0	0	0	0.0	0	0
TOTALS	8-3	11/11	21	262	12.5	38	1	0	0	0.0	0	0

2016 LOS ANGELES RAMS												
Game	W/L	Receiving					Rushing					
		P/S	No	Yds	Avg	Lg	TD	Att	Yds	Avg	Lg	TD
@SF 9/12	L	1/0	1	2	2.0	2	0	0	0	0.0	0	0
SEA 9/18	W	1/0	0	0	0.0	0	0	0	0	0.0	0	0
@TB 9/25	W	1/1	0	0	0.0	0	0	0	0	0.0	0	0
@ARI 10/2	W	1/0	0	0	0.0	0	0	0	0	0.0	0	0
BUF 10/9	L	1/0	0	0	0.0	0	0	0	0	0.0	0	0
@DET 10/16	L	1/0	1	4	4.0	4	0	0	0	0.0	0	0
NYG 10/23	L	1/0	0	0	0.0	0	0	0	0	0.0	0	0
CAR 11/6	L	1/1	1	31	31.0	31	0	0	0	0.0	0	0
@NYJ 11/13	W	1/1	0	0	0.0	0	0	0	0	0.0	0	0
MIA 11/20	L	1/1	2	4	2.0	3	0	0	0	0.0	0	0
@NO 11/27	L	1/1	0	0	0.0	0	0	0	0	0.0	0	0
@NE 12/4	L	1/0	2	16	8.0	10	0	0	0	0.0	0	0
ATL 12/11	L	1/0	1	8	8.0	8	0	0	0	0.0	0	0
@SEA 12/15	L	1/0	1	15	15.0	0	0	0	0	0.0	0	0
SF 12/24	L	1/1	2	5	2.5	3	1	0	0	0.0	0	0
ARI 1/1/17	L	1/0	0	0	0.0	0	0	0	0	0.0	0	0
TOTALS	4-12	16/6	11	85	7.7	31	1	0	0	0.0	0	0



32 | TROY HILL

Position: Cornerback
Ht./Wt.: 5-11/184
Birth Date: 8/29/91
College: Oregon
Hometown: Youngstown, Ohio
Experience: 3rd Year (2nd Rams)
Acquired: W(NE)-2015

Career GP/GS (Playoffs): 22/4 (0/0)



TRANSACTIONS: Activated from Rams' practice squad (12/13/16)...added to practice squad (11/24/16), after being released from active roster (11/22/16)...acquired by the Rams via waivers from New England (12/31/15)...released from England (12/30/15), after being acquired via waivers from Cincinnati (12/25/15)...released by the Bengals (12/24/15), after spending time on their practice squad...originally signed with Cincinnati as an undrafted free agent (5/8/15).

PRO: Second-year pro (first with Rams)...played in 22 career games, starting four at the cornerback position...collected 43 career tackles (39), and recorded five pass breakups...became a contributor on special teams.

2017 SEASON: Week 12 vs. New Orleans (11/26): Saw action on special teams...**Week 11 at Minnesota (11/19):** Declared inactive...**Week 10 vs. Houston (11/12):** Saw action on special teams...**Week 9 at New York Giants (11/5):** Saw action at cornerback and on special teams...recorded two solo tackles...**Week 7 vs. Arizona (10/22):** Saw action at cornerback and on special teams...**Week 6 at Jacksonville (10/15):** Declared inactive...**Week 5 vs. Seattle (10/8):** Saw action at cornerback and on special teams...**Week 4 at Dallas (10/1):** Saw action at corner and on special teams...recorded one special teams tackle...recovered one fumble on a punt return...**Week 3 at San Francisco (9/21):** Saw action at corner and on special teams...made one solo tackle and had two passes defended.

2016 SEASON: Saw action in 12 contests and started three at cornerback...spent three weeks on practice squad...finished with 38 tackles (35 solo) and three passes defended...played a significant role on special teams...**vs. Seattle (9/18):** Recorded three tackles (three solo)...also defended one pass...**at Tampa Bay (9/25):** Made his first career NFL start at cornerback...recorded a team-high, and career-high 11 tackles (10 solo), and defended a pass...**at Arizona (10/2):** Started at right cornerback...tallied four tackles (three solo)...**at Detroit (10/16):** Started his third game of the season at cornerback...tallied seven tackles (six solo)...**vs. New York Giants (10/23):** Started at cornerback...recorded eight solo tackles...**vs. Carolina (11/6):** Saw significant action at cornerback and on special teams...**at New York Jets (11/13):** Recorded four solo tackles and one pass defended...**at Seattle (12/15):** Promoted from practice squad to active roster...recorded one solo tackle...**vs. San Francisco (12/26):** Saw significant action on special teams...recorded one special teams tackle.

2015 SEASON: Played in three games with Cincinnati: at Cleveland (12/6), vs. Pittsburgh (12/13), at San Francisco (12/20).

COLLEGE: As a senior in 2014, finished seventh on the team in tackles (71) but third in unassisted efforts (59)...second-team Pac-12 all-conference choice and 14-game starter ranked second in the league (1.46 avg.) in passes defended and 11th nationally...in 2013, was the Ducks' fifth-leading tackler among their defensive backs assumed the role as the program's top reserve cornerback and nickel-back...finished the year with 29 tackles (21 solo) and four deflected passes...in 2012, appeared in 10 games, with 22 of his 26 tackles being unassisted...in 2011, started six of his 14 appearances...in 2010, worked with the scout team during redshirt season.

PERSONAL: Played defensive back and wide receiver for St. Bonaventure...2009 All-Channel League First-Team Defense...2008 Second-Team All-State Junior by CalHiSports.com...posted 46 tackles and five interceptions for the Seraphs his junior season in 2008...also returned one kickoff for a touchdown and took one of his five picks back for a score...earned a three-star rating from Scout.com...also a three-star recruit according to Rivals.com and the No. 32 corner in the country...parents: Jim Gilmer and Sandra Jennings...also has two brothers, two sisters...majored in General Social Science.

TROY HILL NFL STATISTICS

Year	Team	G/S	REGULAR SEASON													
			Tackles			Interception			Fumbles			Yds				
			Total	Solo	Asst	Sk	Yds	Int	Yds	Lg	TD		PD	FF	FR	
2015	CIN	3/0	2	1	1	0.0	0.0	0	0	0	0	0	0	0	0	0
2016	RAMS	12/4	38	35	3	0.0	0.0	0	0	0	0	3	0	0	0	0
2017	RAMS	7/0	3	3	0	0.0	0.0	0	0	0	0	2	0	0	0	0
TOTAL		22/4	43	39	4	0.0	0.0	0	0	0	0	5	0	0	0	0

Additional Career Statistics: Special Teams Tackles: RAMS: 2017 (1), 2016 (2)

TROY HILL GAME-BY-GAME STATISTICS

2017 LOS ANGELES RAMS

Game	W/L	P/S	T	S	A	Sk	Yds	Int	Yds	Lg	TD	PD	FF	FR	Yds	
IND 9/10	W															
WAS 9/17	L															
@SF 9/21	W	1/0	1	1	0	0	0	0	0	0	0	2	0	0	0	0
@DAL 10/1	W	1/0	0	0	0	0	0	0	0	0	0	0	0	1	0	0
SEA 10/8	L	1/0	0	0	0	0	0	0	0	0	0	0	0	0	0	0
@JAC 10/15	W															
ARI 10/22	W	1/0	0	0	0	0	0	0	0	0	0	0	0	0	0	0
@NYG 11/5	W	1/0	2	2	0	0	0	0	0	0	0	0	0	0	0	0
HOU 11/12	W	1/0	0	0	0	0	0	0	0	0	0	0	0	0	0	0
@MIN 11/19	L															
NO 11/26	W	1/0	0	0	0	0	0	0	0	0	0	0	0	0	0	0
@ARI 12/2	0/0															
PHI 12/10	0/0															
@SEA 12/17	0/0															
@TEN 12/24	0/0															
SF 12/31	0/0															
TOTALS	8-3	7/0	3	3	0	0	0	0	0	0	0	2	0	1	0	0

2016 LOS ANGELES RAMS

Game	W/L	P/S	T	S	A	Sk	Yds	Int	Yds	Lg	TD	PD	FF	FR	Yds
@SF 9/12	L	1/0	0	0	0	0	0.0	0	0	0	0	0	0	0	0
SEA 9/18	W	1/0	3	3	0	0	0.0	0	0	0	0	1	0	0	0
@TB 9/25	W	1/1	11	10	1	0	0.0	0	0	0	0	1	0	0	0
@ARI 10/2	W	1/1	4	3	1	0	0.0	0	0	0	0	0	0	0	0
BUF 10/9	L	1/0	0	0	0	0	0.0	0	0	0	0	0	0	0	0
@DET 10/16	L	1/0	7	6	1	0	0.0	0	0	0	0	0	0	0	0
NYG 10/23	L	1/1	8	8	0	0	0.0	0	0	0	0	0	0	0	0
CAR 11/6	L	1/0	0	0	0	0	0.0	0	0	0	0	0	0	0	0
@NYJ 11/13	W	1/0	4	4	0	0	0.0	0	0	0	0	1	0	0	0
MIA 11/20	L														
@NO 11/27	L														
@NE 12/4	L														
ATL 12/11	L														
@SEA 12/15	L	1/0	1	1	0	0	0.0	0	0	0	0	0	0	0	0
SF 12/24	L	1/0	0	0	0	0	0.0	0	0	0	0	0	0	0	0
ARI 1/1/17	L	0/0	0	0	0	0	0.0	0	0	0	0	0	0	0	0
TOTALS	4-12	12/3	38	35	3	0	0.0	0	0	0	0	3	0	0	0



43 | JOHN JOHNSON III

Position: Safety
Ht./Wt.: 6-0/204
Birth Date: 12/19/95
College: Boston College
Hometown: West Hyattsville, Md
Experience: Rookie
Acquired: D3B-2017 (91st)

Career GP/GS (Playoffs): 11/7 (0/0)



TRANSACTIONS: Selected by the Rams in the third round (91st overall) of the 2017 NFL Draft (4/29/17).

2017 SEASON: Week 12 vs. New Orleans (11/26): Started at safety and saw action on special teams...recorded six solo tackles...**Week 11 at Minnesota (11/19):** Started at safety and saw action on special teams...recorded a career high 12 tackles (seven solo)...**Week 10 vs. Houston (11/12):** Started at safety and saw action on special teams...recorded five tackles (three solo)...**Week 9 at New York Giants (11/5):** Started at safety and saw action on special teams...tallied eight tackles (3 solo)...**Week 7 vs. Arizona (10/22):** Started at safety and saw action on special teams...recorded a team leading six tackles (four solo)...**Week 6 at Jacksonville (10/15):** Started at safety and saw action on special teams...notched five tackles (three solo) and two PDs...**Week 5 vs. Seattle (10/8):** Started at safety first-career start and saw action on special teams...notched his first career interception and returned it 69 yards for the 10th longest interception return in Rams history...added six tackles on defense including two solo stops and 2 PDs...**Week 4 at Dallas (10/1):** Saw action at defensive back and on special teams...tallied three solo tackles...recorded one special teams tackle...**Week 3 at San Francisco (9/21):** Saw action at defensive back and on special teams...recorded two special teams tackles...**Week 2 vs. Washington (9/17):** Saw action at defensive back and on special teams...**Week 1 vs. Indianapolis (9/10):** Saw action at defensive back...recorded two tackles (one solo).

COLLEGE: Started all 13 games at free safety as a senior in 2016...served as a team captain...finished the season second on the Eagles with 77 tackles...led the team with three interceptions, racking up 47 return yards...notched 2.5 tackles for a loss, 1.0 sack, nine pass breakups, two fumbles recovered and one forced...tied for third in the ACC with three interception returns ...part of a defense that ranked on eight top 10 lists, including ninth in total defense (314.2 yards/game), second in sacks (3.62 sacks/game) and 10th in turnovers gained (27)...notched a single-game high 12 tackles (12/26/16)...started all 12 games in 2015...played the first nine games at strong safety before starting the last three games at left corner back ...totaled 63 tackles, three interceptions, two forced fumbles, three pass breakups and one blocked kick...member of the BC defense that ranked No. 1 nationally in total yards (254.3), and part of the Eagles' defensive backfield that was ranked fifth nationally in passing efficiency allowed (104.66)...played in eight games as a sophomore with two starts...recorded 25 tackles on the season, including 28 solo stops...saw action in 12 games at cornerback and on special teams as a freshman.

PERSONAL: Earned first team all-county and second team all-state accolades...All-Gazette first-team honoree... ecoreded 50 tackles, six tackles for loss, five interceptions and 13 pass break ups as a senior...named team captain as a senior...played for head coach Bryan Pierre...also played basketball and served as captain as a sophomore...enrolled as a communication major in the Morrissey College of Arts and Sciences...recipient of the Jay McGillis '93 Memorial Scholarship Fund in 2016...John and his older brother Travis are the children of Tanya and John Johnson.

JOHN JOHNSON III NFL STATISTICS

		REGULAR SEASON														
Year	Team	G/S	Tackles				Interceptions					Fumbles				
			Total	Solo	Asst	Sk	Yds	Int	Yds	Lg	TD	PD	FF	FR	Yds	
2017	RAMS	11/7	53	32	21	0.0	0.0	1	69	69	0	5	0	0	0	
Total		11/7	53	32	21	0.0	0.0	1	69	69	0	5	0	0	0	

ADDITIONAL CAREER STATISTICS: Special Teams Tackles: 2017 (4).

JOHN JOHNSON III GAME-BY-GAME STATISTICS

2017 LOS ANGELES RAMS															
Game	W/L	P/S	T	S	A	Sk	Yds	Int	Yds	Lg	TD	PD	FF	FR	Yds
IND 9/10	W	1/0	2	1	1	0	0	0	0	0	0	0	0	0	0
WAS 9/17	L	1/0	0	0	0	0	0	0	0	0	0	0	0	0	0
@SF 9/21	W	1/0	0	0	0	0	0	0	0	0	0	0	0	0	0
@DAL 10/1	W	1/0	3	3	0	0	0	0	0	0	0	0	0	0	0
SEA 10/8	L	1/1	6	2	4	0	0	1	69	69	0	2	0	0	0
@JAC 10/15	W	1/1	5	3	2	0	0	0	0	0	0	2	0	0	0
ARI 10/22	W	1/1	6	4	2	0	0	0	0	0	0	0	0	0	0
@NYG 11/5	W	1/1	8	3	5	0	0	0	0	0	0	0	0	0	0
HOU 11/12	W	1/1	5	3	2	0	0	0	0	0	0	1	0	0	0
@MIN 11/19	L	1/1	12	7	5	0	0	0	0	0	0	0	0	0	0
NO 11/26	W	1/1	6	6	0	0	0	0	0	0	0	0	0	0	0
@ARI 12/2	0/0	0/0	0	0	0	0	0	0	0	0	0	0	0	0	0
PHI 12/10	0/0	0/0	0	0	0	0	0	0	0	0	0	0	0	0	0
@SEA 12/17	0/0	0/0	0	0	0	0	0	0	0	0	0	0	0	0	0
@TEN 12/24	0/0	0/0	0	0	0	0	0	0	0	0	0	0	0	0	0
SF 12/31	0/0	0/0	0	0	0	0	0	0	0	0	0	0	0	0	0
TOTALS	8-3	11/7	53	32	21	0	0	1	69	69	0	5	0	0	0



22 | TRUMAINE JOHNSON

Position:	Cornerback
Ht./Wt.:	6-2/213
Birth Date:	1/1/90
College:	Montana
Hometown:	Stockton, Calif.
Experience:	6th year (6th Rams)
Acquired:	D3-2012

Career GP/GS (Playoffs): 80/58 (0/0)



TRANSACTIONS: Selected in the third round of the 2012 draft (65th overall) on (4/27/12).

PRO: Fifth-year pro has played in 80 games with 58 starts...tallied 323 career tackles (281 solo), 18 interceptions, three touchdowns and 51 passes defended...his 18 career interceptions place him at No. 19 on the Rams All-Time Interceptions list tied with Isiah Robertson (18).

2017 SEASON: Week 12 vs. New Orleans (11/26): Started at cornerback...recorded six tackles (five solo) and one pass defended...**Week 11 at Minnesota (11/19):** Started at cornerback...recorded six tackles (five solo)... **Week 10 vs. Houston (11/12):** Started at cornerback...recorded five solo tackles...two passes defended...**Week 9 at New York Giants (11/5):** Started at cornerback...tallied seven tackles (six solo)...**Week 7 vs. Arizona (10/22):** Started at cornerback...recorded five total tackles (three solo)...**Week 6 at Jacksonville (10/15):** Started at cornerback and tallied seven total tackles (six solo)...**Week 5 vs. Seattle (10/8):** Started at cornerback...recorded four tackles (two solo)...**Week 4 at Dallas (10/1):** Started at cornerback...recorded four tackles...two passes defended...**Week 3 at San Francisco (9/21):** Started at cornerback...recorded six tackles (four solo)...one pass defended...**Week 2 vs. Washington (9/17):** Started at cornerback...recorded one pass defended...returned one punt for six yards...**Week 1 vs. Indianapolis (9/10):** Started at cornerback...registered two tackles, one pass defended, one forced fumble, one fumble recovery and an interception that he returned 39 yards for a touchdown...the interception that he returned for a touchdown was one-of-two during the game, marking the first time the Rams had two interceptions returned for touchdowns since CB Janoris Jenkins had two against Arizona (11/25/12)

2016 SEASON: Started in 14 match-ups at cornerback...garnered 58 tackles (53 solo) while recovering two fumbles...posted a new career-high with 13 passes defended...**vs. Seattle (9/18):** Tallied six tackles (five solo) and had one fumble recovery...**at Tampa Bay (9/25):** Racked up eight tackles (seven solo), while defending two passes...**at Arizona (10/2):** Recorded five solo tackles...defended a career-high six passes...recorded his first interception of the season, and the second career interception against the Cardinals...**vs. Miami (11/20):** Racked up four solo tackles and one pass defended...**at New England (12/4):** Tallied five tackles (four solo)...**vs. Atlanta (12/11):** Notched six solo tackles...recorded two passes defended.

2015 SEASON: Played in 14 games and started 13...tallied 69 tackles (62 solo)...notched a team-leading and personal best seven interceptions, finished tied for third-most in the NFL...**at San Francisco (1/3/16):** Led the team in tackles with 10 (nine solo), a new single-game high...also had one pass defended...**at Seattle (12/27):** Nabbed an interception off QB Russell Wilson...marked his fourth consecutive game with an interception...also had five solo tackles and two passes defended...**vs. Tampa Bay (12/17):** Intercepted QB Jameis Winston and returned it nine yards...pushed his season total to six interceptions, tied for fourth-most in the NFL...also notched nine tackles (eight solo)...**vs. Detroit (12/13):** Intercepted QB Matt Stafford and returned it 58 yards for a touchdown...also made five tackles (four solo) and two passes defended...**at Baltimore (11/22):** Picked off Ravens QB Joe Flacco and returned it 25 yards...established a new season-high for interceptions with four...also had one solo tackle...**at Minnesota (11/8):** Registered his third interception of the season...also tallied three solo tackles and one pass defended...**vs. Cleveland (10/25):** Tallied eight tackles (seven solo)...**at Green Bay (10/11):** Picked off Packers QB Aaron Rodgers and returned it 29 yards...registered four solo tackles...**at Arizona (10/4):** Notched nine tackles, also had two passes defended and one fumble recovery...**vs. Seattle (9/13):** Nabbed his first interception of the season off QB Russell Wilson and returned it 15 yards...made four tackles (three solo).

2014 SEASON: Finished season with a team-high three interceptions tallied 43 tackles after missing the first eight weeks of the season due to knee injury... **vs. Denver (11/16):** Started at left corner...tallied two solo tackles...recorded his first interception of the season when he picked off QB Peyton Manning...**vs. Oakland (11/30):** Started at left corner...snagged two interceptions from QB Derek Carr...one of which was returned for a 43-yard touchdown, marked his first career pick-six...garnered five solo tackles...**at San Diego (11/23):**Started at left corner...notched six tackles (five solo)...**at Washington (12/7):** Started at left corner...garnered nine solo tackles...had one pass defended.

2013 SEASON: Played in 16 games, earning 12 starts...totaled three interceptions, seven passes defended and 66 tackles (58 solo)...**vs. Arizona (9/8):** Saw action on defense and special teams...nabbed his first interception of the season and returned it 29 yards to the Arizona 4-yard line...the play helped set-up a 25-yard field goal...marks his longest interception return...he now has three career interceptions...added four solo tackles and one pass defended...**vs. Jacksonville (10/6):** Started at corner...recorded five tackles (three solo)...added a pass defended...**at Houston (10/13):** Started at corner...notched eight tackles (six solo) and one pass defended...**at Carolina (10/20):** Started at corner...tallied a career-high nine tackles (eight solo)...**at Indianapolis (11/10):** Started at corner...hailed in his second interception of the season, fourth career...also had five tackles (four solo) and one pass defended...**at Arizona (12/8):** Started at corner...tied a season high with nine solo tackles, including one for loss...also

had one pass defensed...**vs. New Orleans (12/15)**: Started at corner...intercepted Saints QB Drew Brees in the end zone and returned it seven yards...marks his third interception this season, a new season high...also registered five solo tackles...**at Seattle (12/29)**: Started at corner...notched seven tackles (six solo).

2012 SEASON: Finished season with two interceptions, eight passes defensed and 35 total tackles while serving as the team's third corner for most of the season...**at Detroit (9/9)**: Saw action on defense...**vs. Washington (9/16)**: Saw action on defense...**at Chicago (9/23)**: Saw action on defense...**vs. Seattle (9/30)**: Intercepted a pass from Seattle QB Russell Wilson and returned it three yards...marked the first interception of his career...added a pass defensed...**vs. Arizona (10/4)**: Saw action on defense...tallied a season-high four solo tackles...added one special teams tackle...**at Miami (10/14)**: Saw action on defense and special teams...made one special teams tackle...**vs. Green Bay (10/21)**: Saw action on defense and special teams...registered one pass defensed...**vs. New England (10/28)**: Saw action on defense and special teams...tallied one pass defensed...**at San Francisco (11/11)**: Made his first NFL start at right cornerback...logged a season-best five tackles (four solo)...**vs. New York Jets (11/18)**: Saw action on defense and special teams...recorded three solo tackles...**at Arizona (11/25)**: Saw action on defense and special teams...made three solo tackles...**vs. San Francisco (12/2)**: Saw action on defense and special teams...registered one solo tackle...**at Buffalo (12/9)**: Saw action on defense and special teams...made four solo tackles, including one for loss...also made one special teams tackle...**vs. Minnesota (12/16)**: Saw action on defense...registered one pass defense and three tackles (two solo)...**at Tampa Bay (12/23)**: Started at corner...registered his second career interception...made four tackles (three solo)...added three passes defensed...**at Seattle (12/30)**: Started at corner...recorded a career-high eight tackles (six solo) and one pass defensed.

COLLEGE: Started 42-of-47 games at Montana...recorded 173 tackles (105 solos) with 1.5 sacks, 13.0 stops for losses of 30 yards, a quarterback pressure and a safety as a result of his 2011 sack...deflected 35 passes and had fifteen interceptions for 188 yards in returns (12.53 avg) and a pair of touchdowns...gained 178 yards on eight kickoff returns (22.2 avg)...for his entire career, opponents have targeted 305 passes into the cornerback's area, as only 102 of those tosses were completed (33.44%), generating 658 yards, an average of 6.45 yards per pass completion and 2.16 yards per attempt...tied for fourth among active NCAA Football Championship Subdivision players with 15 interceptions (joined Jeremy Caldwell of Eastern Kentucky and Al-Rilwan Adeyemi of San Diego University), which also tied for fourth on the school career-record chart, matching the figure first attained by Tim Hauck (1987-89)...since the turn of the century year 2000, his 15 pass thefts are the second-highest total by a Big Sky Conference performer in a career, topped by K.J. Gerard of Northern Arizona (19; 2004-08)...his 35 pass deflections established a new school career record, surpassing the previous mark of 26 by Jimmy Wilson (2004-06, 2010)...notched 40 passes defensed (break-ups and interceptions), the most in the FCS ranks, also setting a Grizzly all-time mark...sociology major.

PERSONAL: Attended Thomas Edison (Stockton, Calif.) High School...three-time gridiron letterman performed as a defensive back (mostly at strong safety), wide receiver and quarterback...handled kickoff return chores...son of Lynn Stallworth and Curtis Johnson...nicknamed "Tru"...resides in Stockton, Calif...participated in numerous community events, including Salvation Army Bell Ringing and the United Way Kickoff for Charity Luncheon.

TRUMAINE JOHNSON NFL STATISTICS

REGULAR SEASON																
Year	Team	G/S	Tackles		Asst	Sk	Yds	Interception			TD	PD	Fumbles		Yds	
			Total	Solo				Int	Yds	Lg			FF	FR		
2012	RAMS	16/3	35	30	5	0	0	2	4	4	0	8	0	0	0	
2013	RAMS	16/12	66	58	8	0	0	3	36	29	0	7	0	0	0	
2014	RAMS	9/5	43	36	7	0	0	3	43t	43t	1	3	0	0	0	
2015	RAMS	14/13	69	62	7	0	0	7	136	58t	1	11	0	1	0	
2016	RAMS	14/14	58	53	5	0	0	1	0	0	0	13	0	2	0	
2017	RAMS	11/11	52	42	10	0	0	2	39t	39t	1	9	1	1	0	
TOTAL		80/58	323	281	42	0	0	18	258	58t	3	51	1	4	0	

ADDITIONAL CAREER STATISTICS: Special Teams Tackles: 2012 (3).

SINGLE GAME HIGHS
 Total Tackles – 10, last at San Francisco (1/3/16)
 Solo Tackles – 9, at Arizona (12/8/13)
 Interceptions – 2, vs. Oakland (11/30/14)
 Passes Defensed – 6, at Arizona (10/2/16)

TRUMAINE JOHNSON GAME-BY-GAME STATISTICS

2017 LOS ANGELES RAMS

Game	W/L	P/S	T	S	A	Sk	Yds	Int	Yds	Lg	TD	PD	FF	FR	Yds
IND 9/10	W	1/1	2	2	0	0	0	1	39t	39t	1	1	1	1	0
WAS 9/17	L	1/1	0	0	0	0	0	0	0	0	0	1	0	0	0
@SF 9/21	W	1/1	6	4	2	0	0	0	0	0	0	1	0	0	0
@DAL 10/1	W	1/1	4	4	0	0	0	0	0	0	0	2	0	0	0
SEA 10/8	L	1/1	4	2	2	0	0	0	0	0	0	0	0	0	0
@JAC 10/15	W	1/1	7	6	1	0	0	0	0	0	0	0	0	0	0
ARI 10/22	W	1/1	5	3	2	0	0	0	0	0	0	0	0	0	0
@NYG 11/5	W	1/1	7	6	1	0	0	1	0	0	0	1	0	0	0
HOU 11/12	W	1/1	5	5	0	0	0	0	0	0	2	0	0	0	0
@MIN 11/19	L	1/1	6	5	1	0	0	0	0	0	0	0	0	0	0
NO 11/26	W	1/1	6	5	1	0	0	0	0	0	1	0	0	0	0
@ARI 12/2	0/0	0	0	0	0	0	0	0	0	0	0	0	0	0	0
PHI 12/10	0/0	0	0	0	0	0	0	0	0	0	0	0	0	0	0
@SEA 12/17	0/0	0	0	0	0	0	0	0	0	0	0	0	0	0	0
@TEN 12/24	0/0	0	0	0	0	0	0	0	0	0	0	0	0	0	0
SF 12/31	0/0	0	0	0	0	0	0	0	0	0	0	0	0	0	0
TOTALS	8-3	11/11	52	42	10	0	0	2	39t	39t	1	9	1	1	0

2016 LOS ANGELES RAMS

Game	W/L	P/S	T	S	A	Sk	Yds	Int	Yds	Lg	TD	PD	FF	FR	Yds
@SF 9/12	L	1/1	4	3	1	0	0.0	0	0	0	0	0	0	0	1
SEA 9/18	W	1/1	6	5	1	0	0.0	0	0	0	0	0	0	0	1
@TB 9/2	W	1/1	8	7	1	0	0.0	0	0	0	0	0	0	0	0
@ARI 10/2	W	1/1	5	5	0	0	0.0	1	0	0	0	6	0	0	0
BUF 10/9	L	1/1	2	2	0	0	0.0	0	0	0	0	1	0	0	0
@DET 10/16	L														
NYG 10/23	L														
CAR 11/6	L	1/1	3	3	0	0	0.0	0	0	0	0	0	0	0	0
@NYJ 11/13	W	1/1	3	3	0	0	0.0	0	0	0	0	0	0	0	0
MIA 11/20	L	1/1	4	4	0	0	0.0	0	0	0	0	1	0	0	0
@NO 11/27	L	1/1	2	2	0	0	0.0	0	0	0	0	1	0	0	0
@NE 12/4	L	1/1	5	4	1	0	0.0	0	0	0	0	0	0	0	0
ATL 12/11	L	1/1	6	6	0	0	0.0	0	0	0	0	2	0	0	0
@SEA 12/15	L	1/1	3	2	1	0	0.0	0	0	0	0	0	0	0	0
SF 12/24	L	1/1	2	2	0	0	0.0	0	0	0	0	0	0	0	0
ARI 11/17	L	1/1	5	5	0	0	0.0	0	0	0	0	0	0	0	0
TOTALS	4-12	14/14	58	53	5	0	0.0	1	0	0	0	13	0	2	0

2015 ST. LOUIS RAMS

Game	W/L	P/S	T	S	A	Sk	Yds	Int	Yds	Lg	TD	PD	FF	FR	Yds
SEA 9/13	W	1/1	4	3	1	0.0	0.0	1	15	15	0	0	0	0	0
@WSH 9/20	L	1/0	1	1	0	0.0	0.0	0	0	0	0	1	0	0	0
PIT 9/27	L	1/1	4	4	0	0.0	0.0	0	0	0	0	1	0	0	0v
@ARI 10/4	W	1/1	9	8	1	0.0	0.0	0	0	0	2	0	1	0	0
@GB 10/11	L	1/1	4	4	0	0.0	0.0	1	29	0	0	0	0	0	0
CLE 10/25	W	1/1	8	7	1	0.0	0.0	0	0	0	0	0	0	0	0
SF 11/1	W	1/1	5	4	1	0.0	0.0	0	0	0	1	0	0	0	0
@MIN 11/8	L	1/1	3	3	0	0.0	0.0	1	0	0	0	1	0	0	0
CHI 11/15	L	1/1	1	1	0	0.0	0.0	0	0	0	1	0	0	0	0
@BAL 11/22	L	1/1	1	1	0	0.0	0.0	1	25	25	0	0	0	0	0
@CIN 11/29	L														
ARI 12/6	L														
DET 12/13	W	1/1	5	4	1	0.0	0.0	1	58	58t	1	2	0	0	0
TB 12/17	W	1/1	9	8	1	0.0	0.0	1	9	9	0	0	0	0	0
@SEA 12/27	W	1/1	5	5	0	0.0	0.0	1	0	0	2	0	0	0	0
@SF 1/3	L	1/1	10	9	1	0.0	0.0	0	0	0	0	0	0	0	0
TOTAL	7-9	14/13	69	62	7	0.0	0.0	7	136	58t	1	11	0	1	0

2014 ST. LOUIS RAMS

Game	W/L	P/S	T	S	A	Sk	Yds	Int	Yds	Lg	TD	PD	FF	FR	Yds
MIN 9/7	L														
@TB 9/14	W														
DAL 9/21	L														
PHI 10/5	L														
SF 10/13	L														
SEA 10/19	W														
@KC 10/26	L														
@SF 11/2	W	1/0	3	3	0	0.0	0.0	0	0	0	0	0	0	0	0
@ARI 11/9	L	1/1	5	3	2	0.0	0.0	0	0	0	0	0	0	0	0
DEN 11/16	W	1/1	2	2	0	0.0	0.0	1	0	0	0	1	0	0	0
@SD 11/23	L	1/1	6	5	1	0.0	0.0	0	0	0	0	0	0	0	0
OAK 11/30	W	1/1	5	5	0	0.0	0.0	2	43	0	0	0	0	0	0
@WAS 12/7	W	1/1	8	8	3	0.0	0.0	0	0	0	0	1	0	0	0
ARI 12/11	L	1/1	4	1	0	0.0	0.0	0	0	0	0	1	0	0	0
NYG 12/21	L	1/0	5	4	0	0.0	0.0	0	0	0	0	0	0	0	0
@SEA 12/28	L	1/1	4	4	0	0.0	0.0	0	0	0	0	0	0	0	0
TOTAL	6-9	8/4	43	36	7	0.0	0.0	3	43	0	0	3	0	0	0

2013 ST. LOUIS RAMS

Game	W/L	P/S	T	S	A	Sk	Yds	Int	Yds	Lg	TD	PD	FF	FR	Yds
ARI 9/8	W	1/0	4	4	0	0.0	0	1	29	29	0	1	0	0	0
@ATL 9/15	L	1/0	0	0	0	0.0	0	0	0	0	0	0	0	0	0
@DAL 9/22	L	1/1	1	1	0	0.0	0	0	0	0	0	0	0	0	0
SF 9/26	L	1/0	0	0	0	0.0	0	0	0	0	0	0	0	0	0
JAC 10/6	W	1/1	5	3	2	0.0	0	0	0	0	1	0	0	0	0
@HOU 10/13	W	1/1	8	6	2	0.0	0	0	0	0	1	0	0	0	0
@CAR 10/20	L	1/1	9	8	1	0.0	0	0	0	0	0	0	0	0	0
SEA 10/28	L	1/1	2	2	0	0.0	0	0	0	0	0	0	0	0	0
TEN 11/3	L	1/0	2	2	0	0.0	0	0	0	0	0	0	0	0	0
@IND 11/10	W	1/1	5	4	1	0.0	0	1	0	0	0	1	0	0	0
CHI 11/24	W	1/1	4	4	0	0.0	0	0	0	0	0	0	0	0	0
@SF 12/1	L	1/1	3	3	0	0.0	0	0	0	0	1	0	0	0	0
@ARI 12/8	L	1/1	9	9	0	0.0	0	0	0	0	1	0	0	0	0
NO 12/15	W	1/1	5	5	0	0.0	0	1	7	7	0	0	0	0	0
TB 12/22	W	1/1	2	1	1	0.0	0	0	0	0	1	0	0	0	0
@SEA 12/29	L	1/1	7	6	1	0.0	0	0	0	0	0	0	0	0	0
TOTAL	7-9	16/12	66	58	8	0	0	3	36	29	0	7	0	0	0

2012 ST. LOUIS RAMS

Game	W/L	P/S	T	S	A	Sk	Yds	Int	Yds	Lg	TD	PD	FF	FR	Yds
@DET 9/9	L	1/0	0	0	0	0	0	0	0	0	0	0	0	0	0
WAS 9/16	W	1/0	0	0	0	0.0	0	0	0	0	0	0	0	0	0
@CHI 9/23	L	1/0	0	0	0	0.0	0	0	0	0	0	0	0	0	0
SEA 9/30	W	1/0	0	0	0	0.0	0	1	4	0	0	1	0	0	0
ARI 10/4	W	1/0	4	4	0	0.0	0	0	0	0	0	0	0	0	0
@MIA 10/14	L	1/0	0	0	0	0.0	0	0	0	0	0	0	0	0	0
GB 10/21	L	1/0	0	0	0	0.0	0	0	0	0	0	1	0	0	0
NE 10/28	L	1/0	0	0	0	0.0	0	0	0	0	0	1	0	0	0
@SF 11/11	T	1/1	5	4	1	0.0	0	0	0	0	0	0	0	0	0
NYJ 11/18	L	1/0	3	3	0	0.0	0	0	0	0	0	0	0	0	0
@ARI 11/25	W	1/0	3	3	0	0.0	0	0	0	0	0	0	0	0	0
SF 12/2	W	1/0	1	1	0	0.0	0	0	0	0	0	0	0	0	0
@BUF 12/9	W	1/0	4	4	0	0.0	0	0	0	0	0	0	0	0	0
MIN 12/16	L	1/0	3	2	1	0.0	0	0	0	0	0	1	0	0	0
@TB 12/23	W	1/1	4	3	1	0.0	0	1	0	0	0	3	0	0	0
@SEA 12/30	L	1/1	8	6	2	0.0	0	0	0	0	0	1	0	0	0
TOTAL	7-8-1	16/3	35	30	5	0	0	2	4	0	0	8	0	0	0



20 | LAMARCUS JOYNER

Position:	Safety
Ht./Wt.:	5-8/190
Birth Date:	11/27/90
College:	Florida State
Hometown:	Miami, Fla.
Experience:	4th year (4th Rams)
Acquired:	D2-2014

Career GP/GS (Playoffs): 48/23 (0/0)



TRANSACTIONS: Selected by the Rams in the second round (41st overall) of the 2014 NFL Draft (5/9/14).

PRO: Has seen action in 48 games with 23 starts...three-year pro has 236 tackles (182 solo) with 20 passes defended and 4.0 sacks.

2017 SEASON: Week 12 vs. New Orleans (11/26): Started at free safety...recorded one solo tackle and one pass defended...
Week 11 at Minnesota (11/19): Started at free safety...recorded six tackles (four solo) and one pass defended...**Week 10 vs. Houston (11/12):** Started at free safety...posted three tackles (one solo)...**Week 9 at New York Giants (11/5):** Started at free safety...notched six tackles (two solo)...**Week 7 vs. Arizona (10/22):** Started at free safety...recorded three tackles (two solo)...also nabbed his second interception of the season and returned it for 29 yards...**Week 6 at Jacksonville (10/15):** Declared inactive...**Week 5 vs. Seattle (10/8):** Declared inactive...**Week 4 at Dallas (10/1):** Declared inactive...**Week 3 at San Francisco (9/21):** Started at free safety...recorded four tackles (one solo)...**Week 2 vs. Washington (9/17):** Started at free safety...recorded nine tackles (eight solo)...**Week 1 vs. Indianapolis (9/10):** Started at free safety...notched five tackles, one pass defended and his first career interception that he returned 29 yards for a touchdown.

2016 SEASON: Made eight starts in 14 games at the cornerback position...finished with 70 tackles (56 solo) and one sack...set a career best in passes defended with eight...forced his first fumble of his career...**vs. Seattle (9/18):** Recorded six tackles (five solo) and two passes defended...**at Tampa Bay (9/25):** Tallied nine tackles (seven solo), and defended one pass...**at Arizona (10/2):** Recorded six solo tackles and defended one pass...**at Detroit (10/16):** Started at cornerback...tied his career high for solo tackles with 10...tallied one pass defended...**vs. New York Giants (10/23):** Started at cornerback...recorded three tackles (two solo)...registered two passes defended...forced a fumble...**vs. Miami (11/20):** Tallied four solo tackles and one pass defended...recorded his first sack of the season on QB Ryan Tannehill for a seven yard loss...**at New England (12/4):** Tallied nine tackles (six solo)...recorded one hit on Patriots QB Tom Brady.

2015 SEASON: Played in 16 games, started five...amassed 81 tackles (70 solo), 2.0 sacks, six passes defended and one fumble recovery...**at San Francisco (1/3/16):** Started at safety...matched a season-high eight tackles (seven solo)...**vs. Arizona (12/6):** Started on defense...registered eight solo tackles and two passes defended...**at Baltimore (11/22):** Saw action on defense and special teams...made five solo tackles...**vs. Chicago (11/15):** Saw action on defense...garnered five tackles (four solo)...**vs. San Francisco (11/1):** Saw action on defense...notched five tackles (four solo)...**vs. Cleveland (10/25):** Saw action on defense...recorded seven tackles (six solo) and two passes defended...**at Green Bay (10/11):** Started at defensive back...registered a season-high eight solo tackles and recovered one fumble...**at Arizona (10/4):** Saw action on defense...sacked QB Carson Palmer...also recorded six tackles (five solo)...**vs. Pittsburgh (9/27):** Started on defense...made six solo tackles...**vs. Seattle (9/13):** Saw action on defense...sacked QB Russell Wilson for a 10-yard loss...marked his second career sack...also recorded six tackles (five solo).

2014 SEASON: Saw action in 10 games...tallied 48 tackles (33 solo) had three passes defended and a 1.0 sack for six yards...**vs. Minnesota (9/7):** Made his NFL debut...tallied two solo tackles...added one special teams tackle...**at Philadelphia (10/5):** Recorded eight tackles (five solo)...registered two passes defended...**vs. Seattle (10/19):** Saw action at cornerback...registered nine tackles (six solo)...added three assists...**at Kansas City (10/26):** Saw action at cornerback...recorded a single-game high 11 tackles (10 solo)...**at San Francisco (11/2):** Saw action at cornerback...garnered seven tackles (three solo)...had one quarterback pressure and one pass defended...**at Seattle (12/28):** Started at cornerback...notched four tackles (three solo)...registered a 1.0 sack for six yards, first of his first career.

COLLEGE: Started 40-of-55 games at Florida State – 13 at free safety, 14 at strong safety and 13 at cornerback...recorded 197 tackles (128 solos) with 6.5 sacks for minus 57 yards and 10.5 stops for losses of 71 yards...credited with three quarterback pressures and three forced fumbles...deflected 15 passes and intercepted eight others for 80 yards in returns...ranks second in school history with an average of 24.23 yards on 52 kickoff returns for 1,260 yards, topped by only Greg Reid (24.65-yard average; 63 for 1,553; 2009-11)...his average of 30.54 yards per kickoff return in 2011 broke the previous FSU season record of 30.09 yards by Michael Ray Garvin (22 for 622; 2008)...the unanimous All-American was a finalist for the Bronko Nagurski Award and Jim Thorpe Award in 2013...finished second in the voting for the Ultimate Herbie Award, given by ESPN's Kirk Herbstreit for college football's top performances...the first Seminole defensive back to be named a consensus first-team All-American since 2000 and is just the seventh defensive back in FSU history to garner consensus first team All-American honors joining players like Deion Sanders, LeRoy Butler and Terrell Buckley...the All-Atlantic Coast Conference first-team selection started 13 games at cornerback in 2013...ranked second on the team with a career-high 69 tackles, as he led the league's defensive backs with 5.5 sacks for minus 54 yards and seven stops for losses totaling 57 yards...finished fourth in the league with three forced fumbles and was credited with three quarterback pressures...had four pass deflections, along with a pair of interceptions for 20 yards

in returns...added 110 yards on five kickoff returns (22.0 avg)...was the unquestioned leader on the nation's top-ranked pass defense...started all 14 games at strong safety in 2012, helping Florida State's defense lead the nation in yards allowed per play (3.86), rank second nationally in total defense (254.14 ypg)...garnered All-ACC second-team honors in 2011, after he took over free safety duties, starting all 13 games...named the most improved player on defense and a winner of the Bob Crenshaw Award at the team's annual banquet...recognized for his work in the classroom with one of eight sophomore academic awards and at the annual team banquet...a true freshman boundary cornerback in 2010, played in all 14 games and finished with 23 tackles (18 solos), two pass break-ups and one interception.

PERSONAL: Attended Southwest Miami (Fla.) High School, where he played three seasons on the varsity at linebacker and defensive back as well as wide receiver and kick returner...as a sophomore, he had more than 100 tackles and accounted for more than 1,000 yards on offense...In his junior year, he recorded 112 tackles, four sacks and an interception...that season, Joyner also scored five touchdowns on special teams - four via kickoffs and one on a punt return...Offensively, he had 17 receptions for 482 yards and seven touch-downs...decided to transfer to St. Thomas Aquinas High School in Fort Lauderdale, Fla., a private school and football powerhouse coached by George Smith...for his senior season, contributed as a shut-down cornerback, recording only 14 tackles (12 solos) as opponents stayed away from his side of the field...also starred on special teams, as he averaged 39.6 yards per return and managed to return three kickoffs for scores...on offense, he recorded 1,090 all-purpose yards on just 79 touches, scoring four rushing and four receiving touchdowns...Earned the National Defensive Player of the Year award by USA Today, becoming the fourth USA Today National Defensive Player of the Year to sign with Florida State, joining Derrick Brooks, David Warren and Antonio Cromartie...regarded as a five-star recruit by Rivals.com, and ranked as the best cornerback prospect in his class...a Business major...born in Miami, Florida...participated in numerous community events, including Coach Fisher & Friends Celebrity Softball game, 6th Annual Playground Build at Marygrove, St. Louis Rams Training Academy Youth Camp, United Way Kickoff for Charity Luncheon and the All-Community Team Ticket program.

LAMARCUS JOYNER NFL STATISTICS

REGULAR SEASON

Year	Team	G/S	Tackles				Yds	Interceptions				Fumbles			Yds
			Total	Solo	Asst	Sk		Int	Yds	Lg	TD	PD	FF	FR	
2014	RAMS	10/1	48	33	15	1.0	6.0	0	0	0	0	3	0	0	0
2015	RAMS	16/6	81	70	11	2.0	11.0	0	0	0	0	6	0	1	0
2016	RAMS	14/8	70	56	14	1.0	7.0	0	0	0	0	8	1	0	0
2017	RAMS	8/8	37	23	14	0.0	0.0	2	29t	29t	1	4	0	0	0
Total		48/23	236	182	54	4.0	24.0	2	29t	29t	1	21	1	1	0

ADDITIONAL CAREER STATISTICS: Special teams tackles: RAMS 2014 (3).

SINGLE GAME HIGHS

Total Tackles – 11, at Kansas City (10/26/14)

Solo Tackles – 10, twice, at Kansas City (10/26/14), at Detroit (10/16/16)

LAMARCUS JOYNER GAME-BY-GAME STATISTICS

2017 LOS ANGELES RAMS

Game	W/L	P/S	T	S	A	Sk	Yds	Int	Yds	Lg	TD	PD	FF	FR	Yds
IND 9/10	W	1/1	5	4	1	0	0	1	29t	29t	1	1	0	0	0
WAS 9/17	L	1/1	9	8	1	0	0	0	0	0	0	0	0	0	0
@SF 9/21	W	1/1	4	1	3	0	0	0	0	0	0	0	0	0	0
@DAL 10/1	W														
SEA 10/8	L														
@JAC 10/15	W														
ARI 10/22	W	1/1	3	2	1	0	0	1	29	0	0	0	0	0	0
@NYG 11/5	W	1/1	6	2	4	0	0	0	0	0	0	0	0	0	0
HOU 11/12	W	1/1	3	1	2	0	0	0	0	0	0	1	0	0	0
@MIN 11/19	L	1/1	6	4	2	0	0	0	0	0	0	1	0	0	0
NO 11/26	W	1/1	1	1	0	0	0	0	0	0	0	1	0	0	0
@ARI 12/2	0/0	0	0	0	0	0	0	0	0	0	0	0	0	0	0
PHI 12/10	0/0	0	0	0	0	0	0	0	0	0	0	0	0	0	0
@SEA 12/17	0/0	0	0	0	0	0	0	0	0	0	0	0	0	0	0
@TEN 12/24	0/0	0	0	0	0	0	0	0	0	0	0	0	0	0	0
SF 12/31	0/0	0	0	0	0	0	0	0	0	0	0	0	0	0	0
TOTALS	8-3	8/8	37	23	14	0	0	2	58	29t	1	4	0	0	0

2016 LOS ANGELES RAMS

Game	W/L	P/S	T	S	A	Sk	Yds	Int	Yds	Lg	TD	PD	FF	FR	Yds
@SF 9/12	L	1/1	6	5	1	0	0	0	0	0	0	0	0	0	0
SEA 9/18	W	1/0	6	5	1	0	0	0	0	0	0	0	2	0	0
@TB 9/25	W	1/0	9	7	2	0	0	0	0	0	0	0	1	0	0
@ARI 10/2	W	1/1	6	6	0	0	0	0	0	0	0	0	1	0	0
BUF 10/9	L	1/0	3	3	0	0	0	0	0	0	0	0	0	0	0
@DET 10/16	L	1/1	10	10	0	0	0	0	0	0	0	0	1	0	0
NYG 10/23	L	1/1	3	2	1	0	0	0	0	0	0	0	2	1	0
CAR 11/6	L	1/1	2	2	0	0	0	0	0	0	0	0	0	0	0
@NYJ 11/13	W	1/0	4	2	2	0	0	0	0	0	0	0	0	0	0
MIA 11/20	L	1/1	4	4	0	1	7.0	0	0	0	0	0	1	0	0
@NO 11/27	L	1/1	2	1	1	0	0	0	0	0	0	0	0	0	0
@NE 12/4	L	1/1	9	6	3	0	0	0	0	0	0	0	0	0	0
ATL 12/11	L	1/0	3	3	0	0	0	0	0	0	0	0	0	0	0
@SEA 12/15	L	1/1	3	0	3	0	0	0	0	0	0	0	0	0	0
SF 12/24	L														
ARI 11/17	L														
TOTALS	4-12	14/8	70	56	14	1	7.0	0	0	0	0	8	1	0	0

2015 ST. LOUIS RAMS

Game	W/L	P/S	T	S	A	Sk	Yds	Int	Yds	Lg	TD	PD	FF	FR	Yds
SEA 9/13	W	1/0	6	5	1	1.0	10.0	0	0	0	0	0	0	0	0
@WSH 9/20	L	1/0	4	4	0	0.0	0.0	0	0	0	0	0	0	0	0
PIT 9/27	L	1/1	6	6	0	0.0	0.0	0	0	0	0	0	0	0	0
@ARI 10/4	W	1/0	6	5	1	1.0	1.0	0	0	0	0	0	0	0	0
@GB 10/11	L	1/1	8	8	0	0.0	0.0	0	0	0	0	0	0	1	0
CLE 10/25	W	1/1	7	6	1	0.0	0.0	0	0	0	0	2	0	0	0
SF 11/1	W	1/0	5	4	1	0.0	0.0	0	0	0	0	0	0	0	0
@MIN 11/8	L	1/0	3	1	2	0.0	0.0	0	0	0	0	0	0	0	0
CHI 11/15	L	1/0	5	4	1	0.0	0.0	0	0	0	0	0	0	0	0
@BAL 11/22	L	1/0	5	5	0	0.0	0.0	0	0	0	0	0	0	0	0
@CIN 11/29	L	1/0	0	0	0	0.0	0.0	0	0	0	0	0	0	0	0
ARI 12/6	L	1/1	8	8	0	0.0	0.0	0	0	0	0	2	0	0	0
DET 12/13	W	1/0	3	2	1	0.0	0.0	0	0	0	0	1	0	0	0
TB 12/17	W	1/1	4	3	1	0.0	0.0	0	0	0	0	0	0	0	0
@SEA 12/27	W	1/1	3	2	1	0.0	0.0	0	0	0	0	1	0	0	0
@SF 1/3	L	1/0	8	7	1	0.0	0.0	0	0	0	0	0	0	0	0
TOTAL	7-9	16/5	81	70	11	2.0	11.0	0	0	0	0	6	0	1	0

2014 ST. LOUIS RAMS

Game	W/L	P/S	T	S	A	Sk	Yds	Int	Yds	Lg	TD	PD	FF	FR	Yds
MIN 9/7	L	1/0	2	2	0	0.0	0.0	0	0	0	0	0	0	0	0
@TB 9/14	W														
DAL 9/21	L	1/0	4	2	2	0.0	0.0	0	0	0	0	0	0	0	0
PHI 10/5	L	1/0	8	5	3	0.0	0.0	0	0	0	0	2	0	0	0
SF 10/13	L	1/0	2	1	1	0.0	0.0	0	0	0	0	0	0	0	0
SEA 10/19	W	1/0	9	6	3	0.0	0.0	0	0	0	0	0	0	0	0
@KC 10/26	L	1/0	11	10	1	0.0	0.0	0	0	0	0	0	0	0	0
@SF 11/2	W	1/0	7	3	4	0.0	0.0	0	0	0	0	1	0	0	0
@ARI 11/9	L	1/0	0	0	0	0.0	0.0	0	0	0	0	0	0	0	0
DEN 11/16	W														
@SD 11/23	L														
OAK 11/30	W														
@WAS 12/7	W														
ARI 12/11	L														
NYG 12/21	L	1/0	1	1	0	0.0	0.0	0	0	0	0	0	0	0	0
@SEA 12/28	L	1/1	4	3	1	1.0	6.0	0	0	0	0	0	0	0	0
TOTAL	5-10	10/1	48	33	15	1.0	6.0	0	0	0	0	3	0	0	0



18 | COOPER KUPP

Position: Wide Receiver
 Ht./Wt.: 6-2/205
 Birth Date: 6/15/1993
 College: Eastern Washington
 Hometown: Yakima, Wash.
 Experience: Rookie
 Acquired: D3A-2017 (69th)

Career GP/GS (Playoffs): 11/2 (0/0)



TRANSACTIONS: Selected by the Rams in the third round (69th overall) of the 2017 NFL Draft (4/29/17).

2017 SEASON: Week 12 vs. New Orleans (11/26): Saw action at wide receiver...recorded career highs in receptions (eight) and receiving yards (116)...first 100-plus yard game of his career...**Week 11 at Minnesota (11/19):** Started at wide receiver...hauled in six receptions for 64 yards...**Week 10 vs. Houston (11/12):** Saw action at wide receiver...reeled in six receptions for 47 yards...**Week 9 at New York Giants (11/5):** Made first career start at wide receiver...recorded three receptions for 54 yards...**Week 7 vs. Arizona (10/22):** Saw action at wide receiver...hauled in four receptions for 51 yards and a touchdown...**Week 6 at Jacksonville (10/16):** Saw action at wide receiver...tailed two receptions for 35 yards...**Week 5 vs. Seattle (10/8):** Saw action at wide receiver...collected three receptions for 44 yards...**Week 4 at Dallas (10/1):** Saw action at wide receiver...had five receptions for 60 yards and a touchdown...**Week 3 at San Francisco (9/21):** Saw action at wide receiver...recorded two receptions for 17 yards...**Week 2 vs. Washington (9/17):** Saw action at wide receiver and hauled in three receptions for 33 yards...**Week 1 vs. Indianapolis (9/10):** Saw action at wide receiver and had four receptions for a game-high 76 yards and a touchdown.

COLLEGE: Kupp was a consensus FCS All-American for the four straight seasons...earned first team All-America honors on all eight 2016 teams announced, bringing his total of All-America honors won in four seasons to 30 (all first team, including nine in 2013, six in 2014, seven in 2015 and eight in 2016)...in addition, he earned 14 different national player of the year accolades in his career and was a three-time Academic All-America selection...in 2016, Kupp became the first wide receiver and just the fourth player overall in the 54-year history of the Big Sky Conference to earn first team All-Big Sky honors four seasons...in 2015, Kupp became only the second wide receiver in 42 years to capture the Big Sky Conference Offensive MVP Award, then became one of only 10 repeat winners in league history in 2016...also a two-time team co-captain, honored four times on the Big Sky Conference All-Academic team and was twice selected as an Academic All-Star by the FCS Athletic Director's Association...he was honored as Big Sky Conference Player of the Week six times in his career – four times on offense and twice on special teams...Kupp established 15 FCS, 11 Big Sky and 26 EWU records in his illustrious 52-game Eastern career (all as a starter), and added a collegiate all-division mark...his 6,464 yards, 428 receptions, 73 touchdown catches, 124.3 average yards per game and 1.40 average touchdowns per game were all FCS records.

PERSONAL: Attended Davis High School where he was a two-way All-State selection...earned first team 4A All-State honors as a defensive back and honorable mention accolades as a wide receiver from the *Associated Press*...finished his senior season with 60 receptions for 1,059 yards (17.7 per catch) and 18 touchdowns, and scored 22 total touchdowns to set a school record...married to the former Anna Croskrey...parents are Craig and Karin Kupp, who were both inducted into the Pacific Lutheran University Hall of Fame in 2003...his father was a fifth-round draft pick by the New York Giants in 1990 and played in 1991 for the Phoenix Cardinals and the Dallas Cowboys...his grandfather, Jake Kupp, was an offensive lineman for the University of Washington and was drafted by the Dallas Cowboys in the 1964 NFL draft and played from 1964-75 with stints with the Washington Redskins, New Orleans Saints and Atlanta Falcons...he was named to the NFL All-Rookie team and was inducted into the New Orleans Saints Hall of Fame in 1991...earned his bachelor's degree in economics.

COOPER KUPP NFL STATISTICS

NFL STATISTICS												
Year	Team	G/S	Receiving					Rushing				
			No	Yds	Avg	Lg	TD	Att	Yds	Avg	Lg	TD
2017	RAMS	11/2	46	597	13.0	53	3	0	0	0.0	0	0
TOTALS		11/2	46	597	13.0	53	3	0	0	0.0	0	0

COOPER KUPP GAME-BY-GAME STATISTICS

2017 LOS ANGELES RAMS

Game	W/L	P/S	Receiving				Rushing					
			No	Yds	Avg	Lg	TD	Att	Yds	Avg	Lg	TD
IND 9/10	W	1/0	4	76	19.0	28	1	0	0	0.0	0	0
WAS 9/17	L	1/0	3	33	11.0	17	0	0	0	0.0	0	0
@SF 9/21	W	1/0	2	17	17.0	13	0	0	0	0.0	0	0
@DAL 10/1	W	1/0	5	60	12.0	24	1	0	0	0.0	0	0
SEA 10/8	L	1/0	3	44	14.7	19	0	0	0	0.0	0	0
@JAC 10/15	W	1/0	2	35	17.5	22	0	0	0	0.0	0	0
ARI 10/22	W	1/0	4	51	12.8	18	1	0	0	0.0	0	0
@NYG 11/5	W	1/1	3	54	18.0	35	0	0	0	0.0	0	0
HOU 11/12	W	1/0	6	47	7.8	19	0	0	0	0.0	0	0
@MIN 11/19	L	1/1	6	64	10.7	23	0	0	0	0.0	0	0
NO 11/26	W	1/0	8	116	14.5	53	0	0	0	0.0	0	0
@ARI 12/2		0/0	0	0	0.0	0	0	0	0	0.0	0	0
PHI 12/10		0/0	0	0	0.0	0	0	0	0	0.0	0	0
@SEA 12/17		0/0	0	0	0.0	0	0	0	0	0.0	0	0
@TEN 12/24		0/0	0	0	0.0	0	0	0	0	0.0	0	0
SF 12/31		0/0	0	0	0.0	0	0	0	0	0.0	0	0
TOTALS	8-3	11/2	46	597	13.0	53	3	0	0	0.0	0	0



58 | CORY LITTLETON

Position: Linebacker
Ht./Wt.: 6-3/225
Birth Date: 11/18/93
College: Washington
Hometown: Spring Valley, Calif.
Experience: 2nd year (2nd Rams)
Acquired: UDFA-2016

Career GP/GS (Playoffs): 27/2 (0/0)



TRANSACTIONS: Signed with the Los Angeles Rams as an undrafted free agent (5/6/16).

2017 SEASON: **Week 12 vs. New Orleans (11/26):** Saw action at linebacker and on special teams...**Week 11 at Minnesota (11/19):** Saw action on defense and special teams...**Week 10 vs. Houston (11/12):** Saw action on defense and on special teams...**Week 9 at New York Giants (11/5):** Saw action on defense and on special teams...collected two solo tackles and one pass defended...blocked a Brad Wing punt in the third quarter...his second blocked punt of the season...**Week 7 vs. Arizona (10/22):** Saw action at outside linebacker and on special teams...registered his first career pass defended...tallied three special teams tackles...**Week 6 at Jaguars (10/16):** Saw action at outside linebacker and on special teams...collected two tackles...blocked a punt that was returned for a touchdown...**Week 5 vs. Seattle (10/8):** Started at outside linebacker and played special teams...notched two solo tackles...**Week 4 at Dallas (10/1):** Saw action on defense and special teams...**Week 3 at San Francisco (9/21):** Saw action at linebacker and on special teams and registered one solo tackle...**Week 2 vs. Washington (9/17):** Saw action at linebacker and on special teams...**Week 1 vs. Indianapolis (9/10):** Saw action at linebacker and forced a fumble and added solo one tackle...also tallied one special teams tackle.

2016 SEASON: Played in all 16 games on defense and special teams...finished his rookie season with 13 tackles and nine special teams tackles...recipient of the Carroll Rosenbloom Memorial Award as the club's top rookie...**vs. New York Giants (10/23):** Recorded a personal-best two special teams tackles...**vs. Miami (11/20):** Played on defense and special teams...recorded his first career tackle...**at New Orleans (11/27):** Registered two tackles (one solo)...added one special teams tackle...**at New England (12/4):** Notched a career-high six tackles (five solo)...added one special teams tackle...**vs. Arizona (1/1):** Led the team with two special teams tackles.

COLLEGE: Played in 49 games...registered 178 career tackles (100 solo), 12.0 sacks, six passes defended, three forced fumble, and two fumble recoveries...in 2015, started all 13 games...garnered 65 tackles (39 solo), 6.0 sacks, and two passes defended...named honorable mention All-Pac-12...finished 10th in the Pac-12 in sacks (6.0)...in 2014, played in all 14 games with four starts...collected 37 tackles (22 solo), 1.0 sack, one forced fumble, and one fumble recovery...in 2013, started all 13 games at defensive end...made 62 tackles, 5.0 sacks, two passes defended, one forced fumble and one fumble recovery...in 2012, played in nine games, had 14 tackles (six solo) and one forced fumble.

PERSONAL: Attended Mount Miguel High School...named first-team All-CIF San Diego Section and first-team All-East County as both a junior and senior at defensive end...as a senior, helped Mount Miguel to an 8-2 record and a berth in the quarterfinals of the CIF San Diego Section Division IV playoffs...also played basketball.

CORY LITTLETON NFL STATISTICS

		REGULAR SEASON																
Year	Team	G/S	Tackles				Sk	Yds	Interceptions				TD	PD	Fumbles			Yds
			Total	Solo	Asst	Yds			Int	Yds	Lg	FF			FR			
2016	RAMS	16/1	13	8	5	0.0	0.0	0	0	0	0	0	0	0	0	0	0	
2017	RAMS	11/1	8	6	2	0.0	0.0	0	0	0	0	2	1	0	0	0		
Total		27/2	21	14	7	0.0	0.0	0	0	0	0	0	2	1	0	0		

ADDITIONAL CAREER STATISTICS: Blocked Punt: 2017: (2); Special Teams Tackles: 2017: (4); 2016: (9)



96 | MATT LONGACRE

Position: Defensive End
Ht./Wt. 6-3/255
Birth Date: 9/21/91
College: Northwest Missouri State
Hometown: Omaha, Neb.
Experience: 2nd year (2nd Rams)
Acquired: FA-2015

Career GP/GS (Playoffs): 22/1 (0/0)



TRANSACTIONS: Signed with the Rams as an undrafted free agent (5/7/15)...signed from practice squad to active roster (11/6/15).

PRO: Second-year pro...collected 68 career tackles (32 solo)...saw action in five games at defensive end in his rookie season and six games in his second season.

2017 SEASON: **Week 12 at New Orleans (11/26):** Saw action at outside linebacker...**Week 11 at Minnesota (11/19):** Saw action at outside linebacker...collected three quarterback hits...**Week 10 vs. Houston (11/12):** Made first career start at outside linebacker...notched two tackles (one solo), two quarterback hits and one fumble recovery...**Week 9 at New York Giants (11/5):** Saw action at outside linebacker...collected three tackles (one solo) and one quarterback hit...**Week 7 vs. Arizona (10/22):** Saw action at outside linebacker...recorded two solo tackles...tallied first career forced fumble...registered his team-leading fourth sack of the season...**Week 6 at Jaguars (10/16):** Saw action at outside linebacker...made three tackles (one solo), including one for a loss...**Week 5 vs. Seattle (10/8):** Saw action at defensive end...collected three tackles (two solo), including one for a loss...tallied three quarterback hits and one sack, which resulted in a five yard loss...**Week 4 at Dallas (10/1):** Saw action at defensive end...notched three tackles (two solo)...**Week 3 at San Francisco (9/21):** Saw action at defensive end...registered three tackles (two solo), including one for loss...also notched one sack and one quarterback hit...**Week 2 vs. Washington (9/17):** Saw action at defensive end...tallied two tackles (one solo) and one quarterback hit...**Week 1 vs. Indianapolis (9/10):** Saw action at defensive end and recorded his first career sack...added one tackle, one tackle for loss, one quarterback hit and one pass defended.


2016 SEASON: Played in a career-high six games, recording 18 tackles...**at Arizona (10/2):** Recorded six tackles (three solo) and three quarterback pressures in his 2016 debut...**at Detroit (10/16):** Played on defense and special teams...compiled four tackles and one quarterback hit on the day...**at New England (12/4):** Registered four tackles (two solo) and one quarterback pressure.

2015 SEASON: Served as a practice squad player before being promoted to the active roster in Week 9...declared inactive for four games (12/27, 12/17, 12/13, 11/15)...finished his rookie season with 28 tackles...**at San Francisco (1/3/16):** Recorded seven tackles (two solo) and three quarterback pressures...**vs. Arizona (12/6):** Recorded two assisted tackles, one quarterback pressure and one quarterback hit...**at Cincinnati (11/29):** Tallied four tackles (two solo), one quarterback pressure and one quarterback hit...**at Baltimore (11/22):** Posted a career-high 10 tackles (five solo) and two quarterback hits...**at Minnesota (11/08):** Made his NFL debut at defensive end and recorded five tackles (four solo).

COLLEGE: Named MIAA Defensive Player of the Year, AFCA All-America and All-MIAA First Team as a senior in 2014...earned MIAA Defensive Player of the Year as a junior as well...appeared in 11 games as a senior and had 37 tackles, 10.5 tackles for loss, 7.0 sacks, 17 quarterback hurries, four pass breakups and one forced fumble...as a junior, named Don Hansen co-Defensive Player of the Year and First Team All-America and AP Little First Team All-America...Honorary captain of the 2009 Lincoln Journal Star Super-State team as a high school senior...earned first-team all-state honors by the Omaha World-Herald and the Lincoln Journal Star...helped lead the Wildcats to a state title in 2008 and a runner-up finish in 2009...also wrestled at 215 pounds.

MATT LONGACRE NFL STATISTICS

Year	Team	G/S	Tackles				Sk	Yds	Interceptions			TD	Fumbles			Yds
			Total	Solo	Asst				Int	Yds	Lg		PD	FF	FR	
2015	RAMS	5/0	28	13	15	0.0	0.0	0	0	0	0	0	0	0	0	
2016	RAMS	6/0	18	6	12	0.0	0.0	0	0	0	0	0	0	0		
2017	RAMS	11/1	22	13	9	4.0	19.0	0	0	0	0	1	1	1		
Total		22/1	68	32	36	4.0	19.0	0	0	0	0	1	1	1		



73 | CORNELIUS LUCAS

Position:	Tackle
Ht./Wt.	6-9/320
Birth Date:	7/18/1991
College:	Kansas State
Hometown:	New Orleans, LA.
Experience:	4th Year (1st Rams)
Acquired:	FA-2017
Career GP/GS (Playoffs):	35/6 (2/2)



TRANSACTIONS: Signed with the Rams as a free agent (9/12/17)...released by the Lions (9/3/17)...re-signed as a restricted free agent with the Lions (4/17/17)...declared a restricted free agent (3/9/17)...signed with the Detroit Lions as a rookie free agent (5/12/14).

PRO: Fourth year pro...played in 35 regular season games with two starts...earned starts in each of the Lions' two playoff games while on the Detroit roster.

2017 SEASON: **Week 12 vs. New Orleans (11/26):** Declared inactive...**Week 11 at Minnesota (11/19):** Declared inactive...**Week 10 vs. Houston (11/12):** Declared inactive...**Week 9 at New York Giants (11/5):** Declared inactive...**Week 7 vs. Arizona (10/22):** Declared inactive...**Week 6 at Jacksonville (10/16):** Declared inactive...**Week 5 vs. Seattle (10/8):** Declared inactive...**Week 4 at Dallas (10/1):** Declared inactive...**Week 3 at San Francisco (9/21):** Declared inactive...**Week 2 vs. Washington (9/17):** Declared inactive...**Week 1 vs. Indianapolis (9/10):** Not with team.

2016 SEASON: Made 2016 debut vs. Rams in a Week 6 contest...appeared in four regular season games..started NFC Wildcard Game against Seattle...**vs. Washington (10/23):** Saw time on both offense and special teams...**at Houston (10/16):** Filled in briefly for T Riley Reiff at right tackle...**at Seattle (1/7):** Filled in for injured T Riley Reiff in just his fifth game action of 2016.

2015 SEASON: Started at right tackle in Week 1 **at San Diego (9/13)**, Week 2 **at Minnesota (9/20)** and Week 3 **vs. Denver (9/27)** and appeared in 15 games on the season...saw action in a reserve offensive line role in Week 4 **at Seattle (10/5)**, Week 5 **vs. Arizona (10/11)**, Week 6 **vs. Chicago (10/18)**, Week 7 **vs. Minnesota (10/25)** and Week 8 **at Kansas City (11/1)**.

2014 SEASON: Started 2014 rookie campaign in a reserve role in Week 2 **at Carolina (9/14)** and saw action in 15 games this season. Shared most of his time with T Garrett Reynolds in the right tackle rotation... Part of offensive line effort that gained 28 first downs in Week 13 **vs. Chicago (11/27)**, earning his first-career NFL start at left tackle, replacing injured T Riley Reiff.

COLLEGE: A two-time All-Big 12 performer for the Wildcats, Lucas started 26 games at left tackle for Kansas State and brings tremendous size and length at 6-9, 328 pounds to the Lions' offensive line group...started all 13 games as a senior, including the Wildcats' bowl game vs. Michigan (12/28). Named to the Outland Trophy watch list in his final year...as a junior in 2012, took over the starting duties (13 games) at left tackle and helped Kansas State capture the 2012 Big 12 title as he earned First Team All-Big 12 honors from the league's coaches and second team accolades from the Associated Press and Phil Steele for the first time in his career...appeared in 12 games as a reserve offensive lineman as a freshman and sophomore.

LUCAS' Games Played Stats: RAMS 2017 (0/0), Detroit 2016 (3/0), Detroit 2015 (15/3), Detroit 2014 (15/3).

Postseason: 2016 (1/1), 2014 (1/1). **TOTALS (35/6).**



14 | SEAN MANNION

Position: Quarterback
Ht./Wt. 6-5/231
Birth Date: 4/25/92
College: Oregon State
Hometown: Pleasanton, Calif.
Experience: 3rd year (3rd Rams)
Aquired: D3B-2015 (89th)

Career GP/GS (Playoffs): 5/0 (0/0)



TRANSACTIONS: Selected by the Rams in the third round (89th overall) of the 2015 NFL Draft (5/1/15).

PRO: Played in five games in his first three seasons.

2017 SEASON: Week 12 vs. New Orleans (11/26): Did not play...**Week 11 at Minnesota (11/19):** Did not play...**Week 10 vs. Houston (11/12):** Did not play...**Week 9 at New York Giants (11/5):** Saw action at quarterback...**Week 7 vs. Arizona (10/22):** Saw action at quarterback...**Week 6 at Jacksonville (10/16):** Did not play...**Week 5 vs. Seattle (10/8):** Did not play...**Week 4 at Dallas (10/1):** Did not play...**Week 3 at San Francisco (9/21):** Did not play...**Week 2 vs. Washington (9/17):** Did not play...**Week 1 vs. Indianapolis (9/10):** Saw action in the fourth quarter and completed a 12 yard pass to Derek Carrier.

2016 SEASON: Played in one game, completed three passes for 19 yards...**vs. Arizona (1/1):** Completed three passes, including a nine-yard pass to TE Lance Kendricks.

2015 SEASON: at Cincinnati (11/29): Completed six passes for 31 yards in his NFL debut at quarterback...declared inactive for 15 games...**Week 14 vs. Atlanta (12/11):** Declared inactive.

COLLEGE: Finished his career with 13,600 passing yards which ranks 8th in NCAA Division I history...that mark set the Pac-12 record for career passing yards...owns 18 OSU passing records...set OSU career passing touchdown record with 83; also ranks 7th in Pac-12 history...his 64.6 career completion percentage broke the school record...finished career with 43 starts, tied for 8th in OSU history...earned Pac-12 All-Conference Honorable Mention (2013, 2014)...named Pac-12 Offensive player of the Week four times in his career...earned Pac-12 All-Academic Honorable Mention (2014, 2013, 2012)...finished the 2014 season with 3,164 passing yards, the 10th-most prolific season in OSU history...won the 2014 Manning Passing Academy Air-It-Out Challenge...in 2013, tied for fourth in the nation for touchdowns passing (37), including a school record six against Colorado...second in the nation with 4,662 passing yards and passing yards per game (358.6)...set Pac-12 record with 4,662 passing yards in a season...finished tied for third in Pac-12 single season history and set OSU record with 37 touchdown passes...set OSU single season records with 400 completions and 603 pass attempts...named a Freshman All-American in 2011 by the Football Writers Association of America...set Oregon State record for attempts (66) in a single game...finished the season with 16 touchdown passes and one rushing...ended the season with 11 straight games of 200-plus yards passing, a feat matched only by Anderson (13 times in 2003) in the last decade...redshirted in 2010.

PERSONAL: Three-year starter and letterwinner in football at Foothill High School...finished high school career as the career passing leader at Foothill...Rivals four-star athlete and rated the 14th-best pro style quarterback in the nation...threw for 3,521 yards and 27 touchdowns as a senior – added three scores on the ground...set a Northern California prep record with 581 yards passing and five touchdowns in a game...led Foothill to the Northern California CIF playoffs...honorable mention All-East Bay and All-Metro as a junior...earned two letters as a pitcher for the baseball team and one letter as a center for the basketball team...born in San Jose, Calif...son of John and Inga Mannion...John is the head football coach at Silverton (Ore.) High School, accepted the position in the spring of 2010...graduated in December 2014 with a degree in liberal studies...pursuing a Master's degree in interdisciplinary studies with options in sociology, political science and history.

SEAN MANNION NFL STATISTICS

REGULAR SEASON												
Year	School	G/S	Passing		Pct.	Yds	Yds/Att	TD	Int	Lg	Sk-Yds	Rtg.
			Att.	Cmp								
2015	RAMS	1/0	7	6	85.7	31	4.4	0	0	11	0-0	85.1
2016	RAMS	1/0	6	3	50.0	19	3.2	0	1	9	0-0	17.4
2017	RAMS	3/0	1	1	100.0	12	12.0	0	0	12	0-0	116.7
TOTAL		5/0	14	10	71.4	62	4.4	0	1	12	0-0	50.3

SEAN MANNION GAME-BY-GAME STATISTICS

2017 LOS ANGELES RAMS

Game	W/L	P/S	Att	Cmp	Pct	Yds	Yds/ Att	TD	Int	Lg	Sk- Yds	Rtg
IND 9/10	W	1/0	1	1	100.0	12	12.0	0	0	12	0	116.7
WAS 9/17	L											
@SF 9/21	W											
@DAL 10/1	W											
SEA 10/8	L											
@JAC 10/15	W											
ARI 10/22	W	0/0	0	0	0.0	0	0.0	0	0	0	0	0.0
@NYG 11/5	W	0/0	0	0	0.0	0	0.0	0	0	0	0	0.0
HOU 11/12	W											
@MIN 11/19	L											
NO 11/26	W											
@ARI 12/2		0/0	0	0	0.0	0	0.0	0	0	0	0	0.0
PHI 12/10		0/0	0	0	0.0	0	0.0	0	0	0	0	0.0
@SEA 12/17		0/0	0	0	0.0	0	0.0	0	0	0	0	0.0
@TEN 12/24		0/0	0	0	0.0	0	0.0	0	0	0	0	0.0
SF 12/31		0/0	0	0	0.0	0	0.0	0	0	0	0	0.0
TOTALS	8-3	3/0	1	1	100.0	0	12.0	0	0	12	0	116.7

2016 LOS ANGELES RAMS

Game	W/L	P/S	Att	Cmp	Pct	Yds	Yds/ Att	TD	Int	Lg	Sk- Yds	Rtg
@SF 9/12	L	0/0										
SEA 9/18	W	0/0										
@TB 9/25	W	0/0										
@ARI 10/2	W	0/0										
BUF 10/9	L	0/0										
@DET 10/16	L	0/0										
NYG 10/23	L	0/0										
CAR 11/6	L	0/0										
@NYJ 11/13	W	0/0										
MIA 11/20	L	0/0										
@NO 11/27	L	0/0										
@NE 12/4	L	0/0										
ATL 12/11	L	0/0										
@SEA 12/15	L	0/0										
SF 12/24	L	0/0										
ARI 1/1/17	L	1/0	6	3	50.0	19	3.2	0	1	9	0-0	17.4
TOTALS	4-12	1/0	6	3	50.0	19	3.2	0	1	9	0-0	17.4

2015 ST. LOUIS RAMS

Game	W/L	P/S	Att	Cmp	Pct	Yds	Yds/ Att	TD	Int	Lg	Sk- Yds	Rtg
SEA 9/13	W											
@WSH 9/20	L											
PIT 9/27	L											
@ARI 10/4	W											
@GB 10/11	L											
CLE 10/25	W											
SF 11/1	W											
@MIN 11/8	L											
CHI 11/15	L											
@BAL 11/22	L											
@CIN 11/29	L	1/0	7	6	85.7	31	4.4	0	0	11	0-0	85.1
ARI 12/6	L											
DET 12/13	W											
TB 12/17	W											
@SEA 12/27	W											
@SF 1/3	L											
TOTALS	7-9	1/0	7	6	85.7	31	4.4	0	0	11	0-0	85.1



44 | JAKE McQUAIDE

Position:	Long Snapper
Ht./Wt.	6-2/225
Birth Date:	12/7/87
College:	Ohio State
Hometown:	Cincinnati, Ohio
Experience:	7th year (7th Rams)
Acquired:	FA-2011

Career GP/GS (Playoffs): 107/0 (0/0)



TRANSACTIONS: Signed with the Rams (7/27/11)...signed a four-year contract extension in July 2013 to extend his contract into 2017.

PRO: Sixth-year pro has played in all 107 games of his career...tallied 977 clean snaps through first seven seasons...has made nine tackles on special teams...received Pro Bowl honors for the first time in his career in 2016.

2017 SEASON: Week 12 vs. New Orleans (11/26): Saw action at long snapper...tallied 10 clean snaps...
Week 11 at Minnesota (11/19): Saw action at long snapper...made seven clean snaps... **Week 10 vs. Houston (11/12):** Saw action at long snapper...recorded 11 clean snaps...**Week 9 at New York Giants (11/5):** Saw action at long snapper...recorded 11 clean snaps...**Week 7 vs. Arizona (10/22):** Saw action at long snapper...registered nine clean snaps... **Week 6 at Jaguars (10/16):** Saw action at long snapper and tallied nine clean snaps... **Week 5 vs. Seattle (10/8):** Saw action at long snapper...tallied four clean snaps...**Week 4 at Dallas (10/1):** Saw action at long snapper...recorded 13 clean snaps...**Week 3 at San Francisco (9/21):** Saw action at long snapper...registered four clean snaps...**Week 2 vs. Washington (9/17):** Saw action at long snapper...tallied eight clean snaps...notched one special teams tackle...**Week 1 vs. Indianapolis (9/10):** Saw action at long snapper and recorded 13 clean snaps.



2016 SEASON: Became the first long-stapper in franchise history to make the Pro Bowl...played in all 16 games...tallied 146 clean snaps...**at Arizona (10/2):** Compiled 10 clean snaps in addition to his first special teams tackle of the season...**vs. Miami (11/20):** Notched 11 clean snaps...**vs. San Francisco (12/24):** Tallied 11 clean snaps.

2015 SEASON: Played in all 16 games...posted 157 snaps on the season, tallying a season-high 13 snaps and one special teams tackle...**at San Francisco (1/3/16):** Recorded 11 snaps...**at Seattle (12/27):** Posted 10 clean snaps...**vs. Tampa Bay (12/17):** Recorded nine clean snaps for the third consecutive week...**at Cincinnati (11/29):** Recorded six snaps and one special teams tackle...**at Baltimore (11/22):** Posted 11 snaps...**at Minnesota (11/08):** Tallied 13 snaps...**vs. San Francisco (11/01):** Recorded 12 snaps...**vs. Cleveland (10/25):** Tallied 11 snaps...**at Green Bay (10/11):** Posted 9 clean snaps...**at Arizona (10/4):** Recorded 11 clean snaps...**vs. Pittsburgh (9/27):** Registered six clean snaps...**at Washington (9/20):** Notched 12 clean snaps...**vs. Seattle (9/13):** Recorded nine snaps...**Week 15 at Seattle (12/15):** Tallied five clean snaps.

2014 SEASON: Registered 145 clean snaps... **vs. Denver (11/16):** Recorded 12 clean snaps...**vs. Oakland (11/30):** Notched a career-high 14 clean snaps...**vs. Arizona (12/11):** Tallied 10 clean snaps.

2013 SEASON: Played in 16 games...notched 141 clean snaps...**vs. San Francisco (9/26):** Recorded a then career-high 13 clean snaps...**vs. Jacksonville (10/6):** Registered 13 clean snaps for the second consecutive week...**at Indianapolis (11/10):** Recorded 11 clean snaps.

2012 SEASON: Recorded 139 consecutive clean snaps...had four special teams tackles...**at Arizona (11/25):** Tallied 12 clean snaps...**vs. San Francisco (12/2):** Registered 12 clean snaps...**at Buffalo (12/9):** Tallied eight clean snaps...recorded one tackle on special teams.

2011 SEASON: Recorded 150 consecutive clean snaps...notched two special teams tackles...**vs. New Orleans (10/30):** Tallied 12 clean snaps...**vs. Seattle (11/20):** Made 11 clean snaps...**vs. Arizona (11/27):** Recorded 12 clean snaps...**at San Francisco (12/4):** Recorded eight clean snaps...made one special teams tackle...**vs. Cincinnati (12/18):** Tallied 11 clean snaps...added one special teams tackle.

COLLEGE: Originally a walk on at Ohio State...handled long-snapping duties for three years...Special Teams Player of the Week vs. Purdue...received his bachelor's degree in December...academic all-Big Ten...John Galbreath award for academic excellence...NFF Hampshire Honor Society...EE All Star Game as a senior...won Top Ten Tenacious three times as a junior...earned a scholarship beginning in the autumn quarter of his junior year...rotated with Dimitrios Makridis and Jackson Haas on long and short snaps for the Big Ten champions during his freshman year...redshirted as a freshman.

PERSONAL: Tight end who had 10 catches for 125 yards as a senior at Elder High in Cincinnati...had no unplayable snaps as a junior or senior...earned the Mr. ZIP award for basketball at Elder...National Honor Society...Student Council communications officer...son of Bev and Kevin McQuaide...has two sisters, Maureen and Katie...married Abby on March 17, 2012, and they have a daughter, Quinn, and have a second child on the way...2008-09 Big Ten all-academic...an aeronautical and astronautical engineering major...participated in many community events, including Make-A-Wish Celebrity Server dinner, Taste of the NFL, Love Your Melon Distribution event at Mercy, 6th Annual Playground Build at Marygrove and the All-Community Team Ticket program - 4th Down Fan Club.

MCQUAIDE'S CAREER SNAP STATISTICS: RAMS: 2017 (99), 2016 (146), 2015 (157), 2014 (145), 2013 (141), 2012 (139), 2011 (150). **TOTAL: 977.**



52 | ALEC OGLETREE

Position:	Linebacker
Ht./Wt.	6-2/235
Birth Date:	9/25/91
College:	Georgia
Hometown:	Newnan, Ga.
Experience:	5th year (5th Rams)
Acquired:	D1B-2013 (30th)

Career GP/GS (Playoffs): 63/63 (0/0)



TRANSACTIONS: Signed a four-year extension on 10/12/17...Selected by St. Louis in the first round (30th overall) of the 2013 NFL Draft (4/25/13).

PRO: Led the team in tackles in three of his first four NFL seasons with 155 (2013), 169 (2014) and 171 (2016)...has three top-10 tackle seasons in club history...has led the Rams in tackles in 39 of his 63 career games played...notched a 98-yard interception-return for a touchdown, tied the NFL record for longest interception return by a linebacker, and the longest return by a rookie linebacker in league history...after obtaining the No. 30 overall pick in a trade with the Atlanta Falcons, St. Louis selected Ogletree, the 10th linebacker drafted by the team in the first round since 1937...became the first linebacker drafted in the first round by the Rams in over a decade...the last linebacker taken in the first round by the Rams was Robert Thomas of UCLA in 2002 (No. 31 overall)...has started 42 games of his four-year career.

Rams Single-Season Leading Tacklers

1. London Fletcher: 193 (2000)
2. London Fletcher: 189 (2001)
3. Jim Collins: 185 (1984)
4. James Laurinaitis: 174 (2012)
5. Alec Ogletree: 176 (2016)
6. Roman Phifer: 170 (1996)
7. Alec Ogletree: 169 (2014)
8. Alec Ogletree: 155 (2013)
- 9a. Roman Phifer: 149 (1995)
- 9b. Adam Archuleta: 149 (2002)

2017 SEASON: Week 12 at New Orleans (11/26): Started at inside linebacker...recorded a team-high 10 tackles (eight solo) and surpassed the 100 tackle mark for the fourth time in his career...registered on pass defended... **Week 11 at Minnesota (11/19):** Started at inside linebacker...collected a team-high 13 tackles (12 solo), including one for a loss...added one pass defended...**Week 10 vs. Houston (11/12):** Started at inside linebacker...had a team-high eight tackles (six solo)...recorded one pass defended...**Week 9 at New York Giants (11/5):** Started at inside linebacker...tallied a team-high 10 tackles (six solo) and forced a fumble...**Week 7 vs. Arizona (10/22):** Started at inside linebacker...notched five tackles (two solo), two quarterback hits and one pass defended...**Week 6 at Jaguars (10/16):** Started at inside linebacker...tallied six tackles (four solo) and one quarterback hit...**Week 5 vs. Seattle (10/8):** Started at inside linebacker...registered seven tackles (three solo)...also notched one sack and one quarterback hit...**Week 4 at Dallas (10/1):** Started at inside linebacker...tallied a team-high 11 tackles (eight solo) and three quarterback hits...leads the team in tackles with 47 (27 solo)...**Week 3 at San Francisco (9/21):** Started at middle linebacker and collected a team-high 14 tackles (nine solo), two passes defended and one quarterback hit...**Week 2 vs. Washington (9/17):** Started at middle linebacker...notched one sack for a 12-yard loss...recorded a team-leading 17 tackles (seven solo)...**Week 1 vs. Indianapolis (9/10):** Started at middle linebacker and tallied five tackles and one pass defended.

2016 SEASON: Started all 16 games at middle linebacker...previously, he played outside linebacker for his first three seasons...voted a team captain by his peers...led the team in tackles for the third time in his career...finished with the fifth-highest single-season tackle output in Rams history with 171 tackles...also led the team in passes defended (16) and tied for the team lead in interceptions (two)...**at San Francisco (9/12):** Notched a team-leading 16 tackles...also had one pass defended...**vs. Seattle (9/18):** Finished second on the team with 11 total tackles (10 solo)...recorded a game-clinching forced fumble and fumble recovery in the final minute of the home opener...**at New York Jets (11/13):** Led the Rams defense with 11 tackles (seven solo)...helped seal the victory by intercepting QB Bryce Petty on the first play following the two-minute warning...the interception was the first of the season for Ogletree and the fourth of his career...**at New Orleans (11/27):** Recorded 13 tackles (11 solo)...added one quarterback pressure and two passes defended...**at Seattle (12/15):** Tallied seven tackles (six solo)...intercepted QB Russell Wilson at the Rams' 1-yard line, returning it eight yards...added two passes defended.

2015 SEASON: Finished the season with 55 tackles and 2.0 sacks before being placed on laced on injury reserve/designated to return **(10/26)**...**at Arizona (10/4):** Started at strongside linebacker...led the team for a third-straight week with 11 tackles (11 solo)...left the game in the third quarter with an ankle injury...**vs. Pittsburgh (9/27):** Started at strongside linebacker...for a second-straight week, led the team with 15 tackles (12 solo) and 2.0 sacks...marked his first multi-sack game of his career...**at Washington (9/20):** Started at strongside linebacker...led the team in tackles with 18 (15 solo), for a new single-game high...the last time a Rams defender had 18 or more tackles was London Fletcher with 21 against San Francisco in 2001...**vs. Seattle (9/13):** Started at strongside linebacker...posted 11 tackles (eight solo).

2014 SEASON: Led the team in tackles for the second consecutive season with 169 (110 solo), for a new single season high...finished second on the team in passes defended (11) and forced fumbles (five)...started all 16 games...**vs. Dallas (9/21):** Split the team lead in tackles with LB James Laurinaitis with 14 (10 solo)...forced RB DeMarco Murray to fumble...the fumble was recovered by S Cody Davis at the St. Louis 35-yard line and led to a Rams touchdown...marked his first forced fumble and of the season...**at Philadelphia (10/5):** Forced RB LeSean McCoy to fumble, the fumble was recovered by CB E.J. Gaines...marked

the second consecutive game that he forced a fumble on the opposing running back...he now has eight career forced fumbles...notched 12 tackles (11 solo)...**at Arizona (11/9)**: Nabbed his first interception of the season, second of his career off of QB Carson Palmer and returned it 44 yards...split the team lead in tackles with S T.J. McDonald, each with 12 tackles (six solo)...also had two passes defended, a forced fumble and one hit on the quarterback...**vs. Denver (11/16)**: Intercepted QB Peyton Manning...marked his second consecutive game with an interception, the first time he has accomplished the feat in back-to-back performances in his career...led the team in tackles with 12 (10 solo) and one pass defended...**at San Diego (11/23)**: Registered 14 tackles (eight solo)...**vs. Oakland (11/30)**: Notched 10 tackles (eight solo)...also forced a fumble and had two passes defended...**vs. Arizona (12/11)**: Made 11 tackles (five solo)...added two passes defended...**vs. New York Giants (12/21)**: Garnered 13 tackles (11 solo)...**at Seattle (12/28)**: Registered 11 tackles (seven solo)...also caused RB Marshawn Lynch to fumble, which was recovered by S T.J. McDonald.

2013 SEASON: Played and started all 16 games...led the team in tackles with 155 (124 solo), 1.5 sacks, one interception returned 98 yards for a touchdown, seven passes defended and six forced fumbles...the 98-yard interception-return tied the NFL record for longest interception return by a linebacker, and the longest return by a rookie linebacker in league history...**vs. Arizona (9/8)**: Earned his first career NFL start at linebacker...recorded a team-high 11 tackles (nine solo)...forced one fumble...**at Atlanta (9/15)**: Recorded a team-high nine tackles (eight solo), including one tackle for loss...added two passes defended...**at Dallas (9/22)**: Tied for a team-high 10 tackles (seven solo)...**vs. San Francisco (9/26)**: Recorded 11 tackles (nine solo)...forced his second fumble of the season...**at Houston (10/13)**: Recorded a team-high 11 tackles...forced his third fumble of the season...recorded his first career interception and touchdown when he picked off QB T.J. Yates and returned it 98 yards for the score...**vs. Chicago (11/24)**: Led the team with a career-high 15 tackles (10 solo)...**at San Francisco (12/1)**: Registered 12 tackles (nine solo), including two for loss...forced his fourth fumble of the season when he stripped 49ers RB Frank Gore in the third quarter...surpassed the century-mark in tackles in his rookie season...**at Arizona (12/8)**: Tallied a team-high 12 tackles (10 solo), including one for loss...added his first career sack by dropping Cardinals QB Carson Palmer for a seven-yard loss...also had a quarterback pressure and a hit on the quarterback...**vs. New Orleans (12/15)**: Notched a team-high 13 tackles (10 solo), including one for loss...added a pass defended...**vs. Tampa Bay (12/22)**: Recorded a team-high 10 tackles (nine solo), including one for loss...forced two fumbles to increase his season total to six...added 0.5 sacks to push his season total to 1.5...**at Seattle (12/29)**: Led the team with 11 tackles (eight solo), including two for loss...also added one quarterback hit.

COLLEGE: First-team All-Southeastern Conference choice by The NFL Draft Report, earning third-team honors from Phil Steele...named to the Southeastern Conference Freshman team by the league's coaches...also earned the team's Newcomer of the Year Award on defense...earned Athletic Director's Honor Roll distinction for the summer semester.

PERSONAL: Studied human development & family science at Georgia...twin brother of former teammate Alexander Ogletree, a fullback for the University of Georgia...played for Newnan High School head coach Mike McDonald...named Class AAAAA Defensive Player of the Year, to the All-Decade Team and received All-State first-team unanimous accolades...also selected by the Georgia Sports Writers Association as the state's Class AAAAA Defensive Player of the Year...was a starter on the basketball team and ran the 400-meter dash and the 4x100 relay and long jumped for the Cougars...participated in many community events, including serving as the Honorary Chair for the Rams' first Make-A-Wish Celebrity Server Dinner in Los Angeles, Defensive Line Paintball Event to benefit St. Patrick Center, Coach Fisher & Friends Celebrity Softball game, and the All-Community Team Ticket program - Tree House...he also holds annual turkey drives and back-to-school drives in his hometown...he is married to Alex and they have one son, Austin.

ALEC OGLETREE NFL STATISTICS

REGULAR SEASON															
Year	Team	G/S	Tackles		Asst	Sk	Yds	Interceptions			TD	PD	Fumbles		Yds
			Total	Solo				Int	Yds	Lg			FF	FR	
2013	RAMS	16/16	155	124	31	1.5	8.5	1	98	98t	1	7	6	0	0
2014	RAMS	16/16	169	110	59	0.0	0.0	2	44	44	0	11	5	0	0
2015	RAMS	4/4	55	46	9	2.0	9.0	0	0	0	0	0	0	0	0
2016	RAMS	16/16	171	132	39	0.0	0.0	2	15	8	0	16	1	1	0
2017	RAMS	11/11	106	68	38	2.0	18.0	0	0	0	0	7	1	0	0
Total		63/63	656	480	176	5.5	35.5	5	157	98t	1	41	13	1	0

SINGLE GAME HIGHS
 Total Tackles – 18, at Washington (9/20/15)
 Solo Tackles – 15, at Washington (9/20/15)
 Sacks – 2.0, vs. Pittsburgh (9/27/15)
 Interceptions – 1, many times, last at Seattle (12/15/16)
 Passes Defended – 2, many times, at San Francisco (9/21/17)

ALEC OGLETREE GAME-BY-GAME STATISTICS

2017 LOS ANGELES RAMS

Game	W/L	P/S	T	S	A	Sk	Yds	Int	Yds	Lg	TD	PD	FF	FR	Yds
IND 9/10	W	1/1	5	3	2	0.0	0.0	0	0	0	0	1	0	0	0
WAS 9/17	L	1/1	17	7	10	1.0	12.0	0	0	0	0	0	0	0	0
@SF 9/21	W	1/1	14	9	5	0.0	0.0	0	0	0	0	2	0	0	0
@DAL 10/1	W	1/1	11	8	3	0.0	0.0	0	0	0	0	0	0	0	0
SEA 10/8	L	1/1	7	3	4	1.0	6.0	0	0	0	0	0	0	0	0
@JAC 10/15	W	1/1	6	4	2	0.0	0.0	0	0	0	0	0	0	0	0
ARI 10/22	W	1/1	5	2	3	0.0	0.0	0	0	0	0	1	0	0	0
@NYG 11/5	W	1/1	10	6	4	0.0	0.0	0	0	0	0	0	1	0	0
HOU 11/12	W	1/1	8	6	2	0.0	0.0	0	0	0	0	1	0	0	0
@MIN 11/19	L	1/1	13	12	1	0.0	0.0	0	0	0	0	1	0	0	0
NO 11/26	W	1/1	10	8	2	0.0	0.0	0	0	0	0	1	0	0	0
@ARI 12/2	0/0	0	0	0	0	0.0	0.0	0	0	0	0	0	0	0	0
PHI 12/10	0/0	0	0	0	0	0.0	0.0	0	0	0	0	0	0	0	0
@SEA 12/17	0/0	0	0	0	0	0.0	0.0	0	0	0	0	0	0	0	0
@TEN 12/24	0/0	0	0	0	0	0.0	0.0	0	0	0	0	0	0	0	0
SF 12/31	0/0	0	0	0	0	0.0	0.0	0	0	0	0	0	0	0	0
TOTALS	8-3	11/11	106	68	38	2.0	18.0	0	0	0	0	7	1	0	0

2016 LOS ANGELES RAMS

Game	W/L	P/S	T	S	A	Sk	Yds	Int	Yds	Lg	TD	PD	FF	FR	Yds
@SF 9/12	L	1/1	16	11	5	0.0	0	0	0	0	0	1	0	0	0
SEA 9/18	W	1/1	11	10	1	0.0	0	0	0	0	0	1	1	1	0
@TB 9/25	W	2/2	12	6	6	0.0	0	0	0	0	0	2	0	0	0
@ARI 10/2	W	1/1	8	7	1	0.0	0	0	0	0	0	1	0	0	0
BUF 10/9	L	1/1	10	8	3	0.0	0	0	0	0	0	2	0	0	0
@DET 10/16	L	1/1	11	9	2	0.0	0	0	0	0	0	0	0	0	0
NYG 10/23	L	1/1	10	9	1	0.0	0	0	0	0	0	0	0	0	0
CAR 11/6	L	1/1	10	8	2	0.0	0	0	0	0	0	0	0	0	0
@NYJ 11/13	W	1/1	11	7	4	0.0	0	1	7	7	0	1	0	0	0
MIA 11/20	L	1/1	13	10	3	0.0	0	0	0	0	0	0	0	0	0
@NO 11/27	L	1/1	13	11	2	0.0	0	0	0	0	0	2	0	0	0
@NE 12/4	L	1/1	12	9	3	0.0	0	0	0	0	0	0	0	0	0
ATL 12/11	L	1/1	8	6	2	0.0	0	0	0	0	0	0	0	0	0
@SEA 12/15	L	1/1	7	6	1	0.0	0	1	8	8	0	2	0	0	0
SF 12/24	L	1/1	12	10	2	0.0	0	0	0	0	0	2	0	0	0
ARI 1/1/17	L	1/1	7	5	2	0.0	0	0	0	0	0	2	0	0	0
TOTALS	4-12	16/16	171	132	39	0.0	0	2	15	8	0	16	1	1	0

2015 ST. LOUIS RAMS

Game	W/L	P/S	T	S	A	Sk	Yds	Int	Yds	Lg	TD	PD	FF	FR	Yds
SEA 9/13	W	1/1	11	8	3	0	0.0	0	0	0	0	0	0	0	0
@WAS 9/20	L	1/1	18	15	3	0	0.0	0	0	0	0	0	0	0	0
PIT 9/27	W	1/1	15	12	3	2.0	9.0	0	0	0	0	0	0	0	0
@ARI 10/4	L	1/1	11	11	0	0	0.0	0	0	0	0	0	0	0	0
@GB 10/11	L					Inactive									
CLE 10/25	W					Inactive									
SF 11/1	W					Injured reserve/designated to return									
@MIN 11/8	L					Injured reserve/designated to return									
CHI 11/15	L					Injured reserve/designated to return									
@BAL 11/22	L					Injured reserve/designated to return									
@CIN 11/29	L					Injured reserve/designated to return									
ARI 12/6	L					Injured reserve/designated to return									
DET 12/13	W					Injured reserve/designated to return									
TB 12/17	W					Injured reserve/designated to return									
@SEA 12/27	W					Injured reserve/designated to return									
@SF 1/3	L					Injured reserve/designated to return									
Total	7-9	4/4	55	46	9	2.0	9.0	0	0	0	0	0	0	0	0

2014 ST. LOUIS RAMS

Game	W/L	P/S	T	S	A	Sk	Yds	Int	Yds	Lg	TD	PD	FF	FR	Yds
MIN 9/7	L	1/1	7	4	3	0.0	5	0	0	0	0	1	0	0	0
@TB 9/14	W	1/1	8	5	3	0.0	0	0	0	0	0	0	0	0	0
DAL 9/21	L	1/1	14	10	4	0.0	0	0	0	0	0	0	0	1	0
PHI 10/5	L	1/1	12	11	1	0.0	0	0	0	0	0	0	0	1	0
SF 10/13	L	1/1	7	7	0	0.0	0	0	0	0	0	0	0	0	0
SEA 10/19	W	1/1	10	6	4	0.0	0	0	0	0	0	0	0	0	0
@KC 10/26	L	1/1	11	5	6	0.0	0	0	0	0	0	0	0	0	0
@SF 11/2	W	1/1	10	4	6	0.0	0	0	0	0	0	0	1	0	0
@ARI 11/9	L	1/1	12	6	6	0.0	0	1	44	44	0	2	1	0	0
DEN 11/16	W	1/1	12	10	2	0.0	0	1	0	0	0	1	0	0	0
@SD 11/23	L	1/1	14	8	6	0.0	0	0	0	0	0	0	0	0	0
OAK 11/30	W	1/1	10	8	2	0.0	0	0	0	0	0	2	1	0	0
@WAS 12/7	W	1/1	7	3	4	0.0	0	0	0	0	0	2	0	0	0
ARI 12/11	L	1/1	11	5	6	0.0	0	0	0	0	0	2	0	0	0
NYG 12/21	L	1/1	13	11	2	0.0	0	0	0	0	0	0	0	0	0
@SEA 12/28	L	1/1	11	7	4	0.0	0	0	0	0	0	0	1	0	0
TOTAL	6-10	16/16	169	110	59	0.0	0	2	44	44	0	11	5	0	0

2013 ST. LOUIS RAMS

Game	W/L	P/S	T	S	A	Sk	Yds	Int	Yds	Lg	TD	PD	FF	FR	Yds
ARI 9/8	W	1/1	11	9	2	0.0	0	0	0	0	0	1	0	0	0
@ATL 9/15	L	1/1	9	8	1	0.0	0	0	0	0	0	2	0	0	0
@DAL 9/22	L	1/1	10	7	3	0.0	0	0	0	0	0	0	0	0	0
SF 9/26	L	1/1	11	9	2	0.0	0	0	0	0	0	0	1	0	0
JAC 10/6	W	1/1	7	6	1	0.0	0	0	0	0	0	1	0	0	0
@HOU 10/13	W	1/1	11	10	1	0.0	0	1	98t	98t	1	0	1	0	0
@CAR 10/20	L	1/1	7	6	1	0.0	0	0	0	0	0	0	0	0	0
SEA 10/28	L	1/1	3	2	1	0.0	0	0	0	0	0	0	0	0	0
TEN 11/3	L	1/1	7	6	1	0.0	0	0	0	0	0	1	0	0	0
@IND 11/10	W	1/1	6	5	1	0.0	0	0	0	0	0	1	0	0	0
CHI 11/24	W	1/1	15	10	5	0.0	0	0	0	0	0	0	0	0	0
@SF 12/1	L	1/1	12	9	3	0.0	0	0	0	0	0	0	1	0	0
@ARI 12/8	L	1/1	12	10	2	1.0	7	0	0	0	0	0	1	0	0
NO 12/15	W	1/1	13	10	3	0.0	0	0	0	0	0	1	0	0	0
TB 12/22	W	1/1	10	9	1	0.5	1.5	0	0	0	0	2	0	0	0
@SEA 12/29	L	1/1	11	8	3	0.0	0	0	0	0	0	1	0	0	0
TOTAL	7-9	16/16	155	124	31	1.5	8.5	1	98t	98t	1	7	7	0	0



94 | ROBERT QUINN

Position:	Defensive End
Ht./Wt.:	6-4/250
Birth Date:	5/18/90
Hometown:	Ladson, S.C.
Experience:	7th year (7th Rams)
Acquired:	D1-2011



Career GP/GS (Playoffs): 90/72 (0/0)

TRANSACTIONS: Re-signed with the Rams (9/13/14)...drafted in the first round (14th overall) in the 2011 NFL Draft by the St. Louis Rams.

PRO: Six-year pro has played in 90 games with 72 starts...named to the 2014 and 2015 Pro Bowls, earned team-captain honor in 2014...also earned First-Team All-Pro honors following the 2013 and 2014 seasons...named Pro Football Writers of America 2013 Defensive Player of the Year...notched 19.0 sacks during 2013 season, second-best in the NFL...2013 sack total set a new franchise record, topping Kevin Carter's 17.0 in 1999... posted career statistics of 230 tackles (141 solo), 57.5 sacks, 12 passes defended, 18 forced fumbles and two fumble recoveries.



2017 SEASON: Week 12 vs. New Orleans Saints (11/26): Started at outside linebacker...recorded five tackles (three solo), including one for loss...added one sack, one forced fumble and one quarterback hit...his five career sacks against the Saints are the most sacks against a team outside of the NFC West...**Week 11 at Minnesota Vikings (11/19):** Started at outside linebacker...tallied four tackles (three solo) including one tackle for loss...**Week 10 vs. Houston Texans (11/12):** Declared inactive...**Week 9 at New York Giants (11/5):** Started at outside linebacker...recorded two assisted tackles...**Week 7 vs Arizona (10/22):** Started at outside linebacker...recorded one tackle and one quarterback hit...**Week 6 at Jacksonville (10/15):** Started at outside linebacker...tallied three tackles (two solo)...Recorded one quarterback hit and one pass defended...**Week 5 vs. Seattle (10/8):** Started at outside linebacker...recorded four tackles (two solo)...tallied one sack and one tackle for loss...**Week 4 at Dallas (10/1):** Started at outside linebacker...recorded two tackles (one solo)...**Week 3 at San Francisco (9/21):** Started at outside linebacker...recorded one assisted tackle...**Week 2 vs. Washington (9/17):** Started at outside linebacker...recorded 0.5 sack, marking his second consecutive game with a sack...according to press box statistics, registered two tackles (one solo) and one hit on the quarterback...**Week 1 vs. Indianapolis (9/10):** Started at outside linebacker...tallied two tackles, both for losses, including one sack.

Most Sacks by a Ram in a Season in Franchise History

Robert Quinn, 19.0, 2013
Kevin Carter, 17.0, 1999
Leonard Little, 14.5, 2001

**Since the sack became an official stat in 1982.*

2016 SEASON: Finished with four sacks and forced two fumbles in nine games before being placed on injured reserved (12/15/16)...started eight games at defensive end...**at San Francisco (9/12):** Started at defensive end...recorded four tackles (two solo)...**vs Seattle (9/18):** Registered a strip-sack on Seattle QB Russell Wilson...also recorded one solo tackle...credited with four quarterback hurries...**at Tampa Bay (9/25):** Recorded a strip-sack for a 10-yard loss on QB Jamies Winston...had two quarterback hurries and two quarterback pressures...Quinn sealed the win by tackling Winston on 10-yard scramble on the final play of the game, and now has a strip-sack in back-to-back games... since the start of the 2012 season, has forced 18 fumbles, the highest total in the NFL in that time frame...**at Arizona (10/2):** Pressured the quarterback four times...contributed to a defense that has seven forced fumbles and three interceptions on the season...**at New York Jets (11/13):** Tallied three tackles (one solo)...recorded two passes defended...**vs. Miami (11/20):** Recorded his third sack of the season, 53rd of his career, on QB Ryan Tannehill for a 10-yard loss...**at New Orleans (11/27):** Recorded one tackle and sacked QB Drew Brees for a six yard loss, his fourth of the season and 54th of his career.

2015 SEASON: Notched 5.0 sacks in eight games before being placed on reserve/injured (12/17/15)...**vs. San Francisco (11/1):** Sacked QB Colin Kaepernick for five yards...also tallied two solo tackles and two passes defended...**at Green Bay (10/11):** Sacked QB Aaron Rodgers and made six tackles (five solo)...forced his league-leading third fumble of the season...**vs. Pittsburgh (9/27):** Recorded 1.0 sack for 11 yards and forced a fumble...leads the NFL in forced fumbles since 2013 with 14...also had one solo tackle...**at Washington (9/20):** Made five tackles (one solo) and forced a fumble...**vs. Seattle (9/13):** Started at defensive end... recorded 2.0 sacks for five yards...also made three tackles (two solo), two quarterback pressures and two hits on the quarterback.

2014 SEASON: Nominated to second-consecutive Pro Bowl and First-Team All-Pro honors...garnered 61 tackles (42 solo), 10.5 sacks, and led the team in forced fumbles with seven...marked third consecutive season with at least 10-plus sacks...finished the season with a team-leading 24 quaterback hits and second on the team with 37 quarterback pressures...**vs. Minnesota (9/7):** Tallied two tackles (one solo), two quarterback pressures and four hits on the quarterback...**at Tampa Bay (9/14):** Registered six tackles (four solo)..added two pressures and two hits on the quarterback...**vs. Seattle (10/19):** Recorded his first sack of the season on QB Russell Wilson...also made six tackles (four solo), two quarterback pressures and one hit on the quarterback...**at Kansas City (10/26):** Forced QB Alex Smith to fumble, marked his first forced fumble of the season...also had two sacks on Smith, in back-to-back plays...the last time Quinn posted sacks in back-to-back plays was against Seattle (10/28/13) when he took down QB Russell Wilson two times to end the half...marked his second consecutive game with a sack and first multi-sack

game of the year...recorded six tackles (four solo, one quarterback hit and one pressure...**at San Francisco (11/2)**: Registered 2.0 sacks on QB Colin Kaepernick...also forced Kaepernick to fumble and it was recovered by DE Eugene Sims, which helped set up the Rams' three-play scoring drive...marked his second consecutive game with 2.0 sacks and third consecutive game with a sack...also had four tackles (three solo)...**at Arizona (11/9)**: Started at defensive end...notched a sack on QB Carson Palmer...marked his fourth consecutive game with at least 1.0 sack...also recorded five tackles (three solo), four quarterback pressures and one hit on the quarterback...**at San Diego (11/23)**: Had one assisted tackle and a season-high six quarterback pressures...also recorded two hits on the quarterback and one pass defended...**vs. Oakland (11/30)**: Recorded 3.0 sacks...marked his only 3.0 sack performance of the season and fifth career game with at least 3.0 sacks...his second sack was paired with a caused fumble, which was recovered by DE Chris Long...added a second forced fumble...also had five solo tackles...**at Washington (12/7)**: Split a sack on QB Colt McCoy with LB James Laurinaitis and recorded a solo sack...to push his season total to 10.5 sacks this season and 45.0 for his career...notched three tackles (two solo), one pass defended and two forced fumbles...**vs. New York Giants (12/21)**: Notched five tackles (four solo), two quarterback pressures and one hit on the quarterback.

2013 SEASON: Started 16 games...tallied 57 tackles (41 solo), 19.0 sacks, seven forced fumbles, two fumble recoveries...named 2014 Pro Bowl captain, also eaned First-Team All-Pro honors and Pro Football Writers of America Defensive Player of the Year...tallied five multi-sack games, including three contests in which he recorded 3.0 sacks...voted by teammates as the Daniel F. Reeves Award recipient, Rams' team award for most valuable player...**vs. Arizona (9/8)**: Put together an defensive performance featuring 3.0 sacks, tying his single game record...also forced two fumbles...added two assisted tackles in season opener...named defensive player of the week...**at Atlanta (9/15)**: Recorded five solo tackles, including three for loss...added 1.0 sack, his second consecutive game with a sack...**vs. San Francisco (9/26)**: Recorded two tackles (one solo)...added 1.0 sack...**at Houston (10/13)**: Tallied 1.0 sack, bringing his season total to 6.0...also forced one fumble...**at Carolina (10/20)**: Recorded 1.0 sack for a season total of 7.0...added five tackles (four solo)...**vs. Seattle (10/28)**: Notched 3.0 sacks for a season total of 10.0...added three tackles (one solo)...**at Indianapolis (11/10)**: Sacked Colts QB Andrew Luck twice for a total loss of 24 yards and a season total of 12.0 sacks...forced Luck to fumble, was recovered by DE Chris Long and returned 45 yards for a score...added two tackles (one solo)...**vs. Chicago (11/24)**: Sacked Bears QB Josh McCown, stripped the ball and returned the fumble 31 yards for a touchdown...marks first career touchdown...added five tackles (three solo) and seven quarterback pressures...**vs. New Orleans (12/15)**: Notched 2.0 sacks for a season total of 15.0...continues to lead the NFC in sacks...forced QB Drew Brees to fumble early in the second quarter...stripped Brees of the ball a second time and recovered the fumble...gives him an NFL-leading eight forced fumbles...marks his second fumble recovery of the season...added six tackles (four solo), including one for loss...tallied four quarterback pressures and three hits on Brees, including one that altered the pass and led to a T.J. McDonald interception in the first quarter...**vs. Tampa Bay (12/22)**: Recorded 3.0 sacks for a season total of 18.0...set a franchise record for most sacks in a single season surpassing Kevin Carter's 1999 record of 17.0...leads the NFL in sacks...marks his third game with 3.0 sacks this season...added three solo tackles, including one for loss...tallied two quarterback hits and one pressure on Tampa Bay's Mike Glennon...**at Seattle (12/29)**: Notched 1.0 sack for a season total of 19.0...added four tackles, including three for loss.

2012 SEASON: Finished second NFL season with 10.5 sacks, second among Rams...also second among Rams with 25 quarterback pressures and 17 quarterback hits...had 40 total tackles...**at Detroit (9/9)**: Recorded one sack for a loss of nine yards, marking the Rams' first sack of the season and the sixth of his career...tallied four tackles (three solo)...**vs. Washington (9/16)**: Posted one sack for a loss of nine yards, marking his second consecutive game with at least one sack...leads the Rams in sacks with two...added five tackles (three solo)...**vs. Seattle (9/30)**: Notched his third sack of the season after taking down QB Russell Wilson on a third down play in the fourth quarter for an 8-yard loss...led the Rams in sacks...added two solo tackles...**vs. Arizona (10/4)**: Posted a new career high in single-game sacks with three for a combined loss of 19 yards...forced a fumble in the fourth quarter to seal the Rams' 17-3 win, marking the Rams' first forced fumble of the season and the second of his career...finished first on the defensive line in tackles with six (two solo) and added one pass defended...**vs. Green Bay (10/21)**: Started at right defensive end...sacked Packers' QB Aaron Rodgers for a four yard loss in Green Bay's opening drive, marked his seventh

sack of the season and 12th career...also recorded one assisted tackle...**at San Francisco (11/11)**: Started at right defensive end...led the team with 1.5 sacks alongside rookie defensive tackle Michael Brockers...**at Buffalo (12/9)**: Started at right defensive end...recorded two tackles (one solo)...logged one sack for a loss of nine after taking down QB Ryan Fitzpatrick on the Bills' final drive of the game...**at Seattle (12/30)**: Started at right defensive end...pushed his season sack total to 10.5 after bringing down Seattle QB Russell Wilson for a loss of two yards...with the sack, he and fellow defensive lineman Chris Long became the first pair of Rams to record double-digit sack numbers in a single season since Grant Wistrom and Kevin Carter generated 11 and 10 sacks, respectively, in 2000...also recorded two assisted tackles.

2011 SEASON: Tallied five sacks in rookie campaign...also made 20 tackles (nine solo)...**at New York Giants (9/19)**: Made his NFL debut, seeing action on defense and special teams...sacked Giant's QB Eli Manning for a loss of eight yards...recorded two tackles (one solo)...**vs. New Orleans (10/30)**: Played on defense and special teams...blocked a Thomas Morstead punt to give St. Louis the ball at the New Orleans 15-yard line and set up a touchdown run by Steven Jackson two plays later...also recorded second sack of the season...made one solo tackle on defense and caused one fumble...**at Arizona (11/6)**: Played on defense and special teams...tallied his third sack of the season when he dropped QB John Skelton for a loss of nine yards...second consecutive game with a sack...**vs. Seattle (11/20)**: Saw action on defense and special teams...recorded his fourth sack of the season when he dropped QB Tarvaris Jackson...also partially deflected a punt in the first quarter...**vs. Arizona (11/27)**: Saw action on defense and special teams...notched his fifth sack of the season...marked back-to-back games with at least one sack for the second time of the season...**vs. Cincinnati (12/18)**: Made his first NFL start at right defensive end...partially blocked a punt in the second quarter that traveled just 21 yards...marked the third time this season he has deflected or blocked a punt.

PERSONAL: Attended Fort Dorchester High School (Ladson, S.C.)...senior season was shortened, but had 54 tackles with five



sacks, 10 TFL and 21 quarterback hurries before surgery...member of South Carolina's Shrine Bowl team and the U.S. Army All-American Game...All-American choice by SuperPrep and Tom Lemming...member of the Atlanta Journal-Constitution Super Southern 100...ranked the seventh-best player in South Carolina by SuperPrep... rated the 11th-best defensive end in the country by ESPN.com...rated a four-star prospect by Rivals.com, as that recruiting service listed him as the 18th-best strong-side defensive end in the country, and the 10th-best recruit in the state of South Carolina... given a four-star rating by Scout.com, who ranked him as the 19th-best defensive end in the country... three-time defending state heavyweight champion for the Fort Dorchester wrestling squad...son of Maria and James Quinn...nickname is "El Roy"...participated in many community events, including Rob Quinn's Pro's Strike for Africa Bowling Event, Make-A-Wish Celebrity Server Dinner, Urban League Turkey Distribution, Ronald McDonald House Charities and Big Plays Little Wishes to benefit Big Brothers Big Sisters.

ROBERT QUINN NFL STATISTICS

Year	Team	Tackles		Interceptions			Fumbles			FF	FR	Yds		
		G/S	Total	Solo	Asst	Sk	Yds	Int	Yds				Lg	TD
2011	RAMS	15/1	20	9	11	5.0	35	0	0	0	2	0	0	0
2012	RAMS	16/14	40	21	19	10.5	61	0	0	0	1	1	0	0
2013	RAMS	16/16	57	41	16	19.0	145	0	0	0	0	7	2	33
2014	RAMS	16/16	61	42	19	10.5	73	0	0	0	4	5	0	0
2015	RAMS	8/7	19	12	7	5.0	23	0	0	0	3	3	0	0
2016	RAMS	9/8	12	5	7	4.0	33.0	0	0	0	2	2	0	0
2017	RAMS	10/10	26	15	11	3.5	26.5	0	0	0	1	0	0	0
Total		90/72	235	145	90	57.5	396.5	0	0	0	13	18	2	33

SINGLE GAME HIGHS
 Total Tackles – 6, many times, last at Green Bay (10/11/15)
 Solo Tackles – 5, four times, last at Green Bay (10/11/15)
 Sacks – 3.0, many times, last vs. Oakland (11/30/14)

ROBERT QUINN GAME-BY-GAME STATISTICS

2017 LOS ANGELES RAMS

Game	W/L	P/S	T	S	A	Sk	Yds	Int	Yds	Lg	TD	PD	FF	FR	Yds
IND 9/10	W	1/1	2	2	0	1.0	7.0	0	0	0	0	0	0	0	0
WAS 9/17	L	1/1	2	1	1	0.5	5.5	0	0	0	0	0	0	0	0
@SF 9/21	W	1/1	1	0	1	0.0	0.0	0	0	0	0	0	0	0	0
@DAL 10/1	W	1/1	2	1	1	0.0	0.0	0	0	0	0	0	0	0	0
SEA 10/8	L	1/1	4	2	2	1.0	8.0	0	0	0	0	0	0	0	0
@JAC 10/15	W	1/1	3	2	1	0.0	0.0	0	0	0	0	1	0	0	0
ARI 10/22	W	1/1	1	1	0	0.0	0.0	0	0	0	0	0	0	0	0
@NYG 11/5	W	1/1	2	0	2	0.0	0.0	0	0	0	0	0	0	0	0
HOU 11/12	W							Inactive							
@MIN 11/19	L	1/1	4	3	1	0.0	0.0	0	0	0	0	0	0	0	0
NO 11/26	W	1/1	5	3	2	1.0	6.0	0	0	0	0	0	0	0	0
@ARI 12/2	0/0	0	0	0	0	0.0	0.0	0	0	0	0	0	0	0	0
PHI 12/10	0/0	0	0	0	0	0.0	0.0	0	0	0	0	0	0	0	0
@SEA 12/17	0/0	0	0	0	0	0.0	0.0	0	0	0	0	0	0	0	0
@TEN 12/24	0/0	0	0	0	0	0.0	0.0	0	0	0	0	0	0	0	0
SF 12/31	0/0	0	0	0	0	0.0	0.0	0	0	0	0	0	0	0	0
TOTALS	8/3	10/10	26	15	11	3.5	26.5	0	0	0	1	0	0	0	0

2016 LOS ANGELES RAMS

Game	W/L	P/S	T	S	A	Sk	Yds	Int	Yds	Lg	TD	PD	FF	FR	Yds
@SF 9/12*	L	1/1	4	2	2	0.0	0	0	0	0	0	0	0	0	0
SEA 9/18	W	1/1	1	1	0	1.0	7	0	0	0	0	0	0	1	0
@TB 9/25	W	1/1	1	1	0	1.0	10	0	0	0	0	0	0	1	0
@ARI 10/2	W	1/1	0	0	0	0.0	0	0	0	0	0	0	0	0	0
BUF 10/9	L							Inactive							
@DET 10/16	L							Inactive							
NYG 10/23	L	1/0	1	0	1	0.0	0	0	0	0	0	0	0	0	0
CAR 11/6	L	1/1	1	0	1	0.0	0	0	0	0	0	0	0	0	0
@NYJ 11/13	W	1/1	3	1	2	0.0	0	0	0	0	0	2	0	0	0
MIA 11/20	L	1/1	0	0	0	1.0	10	0	0	0	0	0	0	0	0
@NO 11/27	L	1/1	1	0	1	1.0	6	0	0	0	0	0	0	0	0
@NE 12/4	L							Inactive							
ATL 12/11	L							Inactive							
@SEA 12/15	L							Injured Reserve							
SF 12/24	L							Injured Reserve							
ARI 1/1/17	L							Injured Reserve							
TOTALS	4-12	9/8	12	5	7	4.0	33	0	0	0	0	2	2	0	0

2015 ST. LOUIS RAMS

Game	W/L	P/S	T	S	A	Sk	Yds	Int	Yds	Lg	TD	PD	FF	FR	Yds
SEA 9/13	W	1/1	3	2	1	2.0	5	0	0	0	0	0	0	0	0
@WASH 9/20	L	1/1	5	1	4	0.0	0	0	0	0	0	1	0	0	0
PIT 9/27	L	1/1	1	1	0	1.0	11	0	0	0	0	1	0	0	0
@ARI 10/4	W	1/1	2	1	1	0.0	0	0	0	0	0	1	0	0	0
@GB 10/11	L	1/1	6	5	1	1.0	2	0	0	0	0	1	0	0	0
CLE 10/25	W	1/1	0	0	0	0.0	0	0	0	0	0	0	0	0	0
SF 11/1	W	1/1	2	2	0	1.0	5	0	0	0	2	0	0	0	0
@MIN 11/8	L	0/0						Inactive							
CHI 11/15	L	1/0	0	0	0	0.0	0	0	0	0	0	0	0	0	0
@BAL 11/22	L	0/0						Inactive							
@CIN 11/29	L	0/0						Inactive							
ARI 12/6	L	0/0						Inactive							
DET 12/13	W	0/0						Injured Reserve							
TB 12/17	W	0/0	0	0	0	0.0	0	0	0	0	0	0	0	0	0
@SEA 12/27	0/0	0	0	0	0	0.0	0	0	0	0	0	0	0	0	0
@SF 1/3/16	0/0	0	0	0	0	0.0	0	0	0	0	0	0	0	0	0
TOTAL	6-8	8/7	19	12	7	5.0	23	0	0	0	3	3	0	0	0

2014 ST. LOUIS RAMS

Game	W/L	P/S	T	S	A	Sk	Yds	Int	Yds	Lg	TD	PD	FF	FR	Yds
MIN 9/7	L	1/1	2	1	1	0.0	0	0	0	0	0	0	0	0	0
@TB 9/14	W	1/1	6	4	2	0.0	0	0	0	0	0	0	0	0	0
DAL 9/21	L	1/1	4	3	1	0.0	0	0	0	0	0	0	0	0	0
@PHI 10/5	L	1/1	3	3	0	0.0	0	0	0	0	0	0	0	0	0
SF 10/13	L	1/1	6	4	2	0.0	0	0	0	0	0	0	0	0	0
SEA 10/19	W	1/1	6	4	2	1.0	7.0	0	0	0	0	0	0	0	0
@KC 10/26	L	1/1	6	4	2	2.0	8.0	0	0	0	0	0	0	1	0
@SF 11/2	W	1/1	4	3	1	1.0	18	0	0	0	0	0	0	1	0
@ARI 11/9	L	1/1	5	3	2	1.0	4	0	0	0	0	0	0	0	0
DEN 11/16	W	1/1	1	0	1	0.0	0	0	0	0	0	2	0	0	0
@SD 11/23	L	1/1	1	0	1	0.0	0	0	0	0	0	1	0	0	0
OAK 11/30	W	1/1	5	5	0	3.0	24.0	0	0	0	0	0	0	2	0
@WAS 12/7	W	1/1	3	2	1	1.5	12.0	0	0	0	0	1	1	0	0
ARI 12/11	L	1/1	3	1	2	0.0	0	0	0	0	0	0	0	0	0
NYG 12/21	L	1/1	5	4	1	0.0	0	0	0	0	0	0	0	0	0
@SEA 12/28	L	1/1	1	1	0	0.0	0	0	0	0	0	0	0	0	0
TOTAL	6-10	16/16	61	42	19	10.5	73.0	0	0	0	0	4	5	0	0

ROBERT QUINN GAME-BY-GAME STATISTICS

2013 ST. LOUIS RAMS

Game	W/L	P/S	T	S	A	Sk	Yds	Int	Yds	Lg	TD	PD	FF	FR	Yds
ARI 9/8	W	1/1	2	0	2	3.0	17	0	0	0	0	0	2	0	0
@ATL 9/15	L	1/1	5	5	0	1.0	10	0	0	0	0	0	0	0	0
@DAL 9/22	L	1/1	4	2	2	0.0	0	0	0	0	0	0	1	0	0
SF 9/26	L	1/1	2	1	1	1.0	8	0	0	0	0	0	0	0	0
JAC 10/6	W	1/1	3	2	1	0.0	0	0	0	0	0	0	0	0	0
@HOU 10/13	W	1/1	0	0	0	1.0	7	0	0	0	0	0	1	0	0
@CAR 10/20	L	1/1	5	4	1	1.0	11	0	0	0	0	0	0	0	0
SEA 10/28	L	1/1	3	1	2	3.0	21	0	0	0	0	0	0	0	0
TEN 11/3	L	1/1	6	5	1	0.0	0	0	0	0	0	0	0	0	0
@IND 11/10	W	1/1	1	1	0	2.0	24	0	0	0	0	0	1	0	0
CHI 11/24	W	1/1	5	3	2	1.0	8	0	0	0	0	0	1	1	31t
@SF 12/1	L	1/1	3	2	1	0.0	0	0	0	0	0	0	0	0	0
@ARI 12/8	L	1/1	5	5	0	0.0	0	0	0	0	0	0	0	0	0
NO 12/15	W	1/1	6	4	2	2.0	16	0	0	0	0	0	1	1	2
TB 12/22	W	1/1	3	3	0	3.0	20	0	0	0	0	0	0	0	0
@SEA 12/29	L	1/1	4	3	1	1.0	3	0	0	0	0	0	0	0	0
TOTAL	7-9	16/16	57	41	16	19.0	145	0	0	0	0	0	7	2	33

2012 ST. LOUIS RAMS

Game	W/L	P/S	T	S	A	Sk	Yds	Int	Yds	Lg	TD	PD	FF	FR	Yds
@DET 9/9	L	1/1	4	3	1	1.0	9	0	0	0	0	0	0	0	0
WAS 9/16	W	1/1	5	3	2	1.0	9	0	0	0	0	0	0	0	0
@CHI 9/23	L	1/1	3	2	1	0.0	0	0	0	0	0	0	0	0	0
SEA 9/30	W	1/1	2	2	0	1.0	8	0	0	0	0	0	0	0	0
ARI 10/4	W	1/1	6	2	4	3.0	19	0	0	0	0	1	1	0	0
@MIA 10/14	L	1/1	1	0	1	0.0	0	0	0	0	0	0	0	0	0
GB 10/21	L	1/1	1	0	1	1.0	4	0	0	0	0	0	0	0	0
NE 10/28	L	1/1	3	3	0	0.0	0	0	0	0	0	0	0	0	0
@SF 11/11	T	1/1	0	0	0	1.5	1	0	0	0	0	0	0	0	0
NYJ 11/18	L	1/1	4	2	2	0.0	0	0	0	0	0	0	0	0	0
@ARI 11/25	W	1/1	0	0	0	0.0	0	0	0	0	0	0	0	0	0
SF 12/2	W	1/0	0	0	0	0.0	0	0	0	0	0	0	0	0	0
@BUF 12/9	W	1/1	2	1	1	1.0	9	0	0	0	0	0	0	0	0
MIN 12/16	L	1/0	3	1	2	0.0	0	0	0	0	0	0	0	0	0
@TB 12/23	W	1/1	4	2	2	0.0	0	0	0	0	0	0	0	0	0
@SEA 12/30	L	1/1	2	0	2	1.0	2	0	0	0	0	0	0	0	0
TOTALS	7-8-1	16/14	40	21	19	10.5	61	0	0	0	0	1	1	0	0

2011 ST. LOUIS RAMS

Game	W/L	P/S	T	S	A	Sk	Yds	Int	Yds	Lg	TD	PD	FF	FR	Yds
PHI 9/11	L							Inactive							
@NYG 9/19	L	1/0	2	1	1	1.0	8.0	0	0	0	0	0	0	0	0
BAL 9/25	L	1/0	0	0	0	0.0	0.0	0	0	0	0	0	0	0	0
WAS 10/2	L	1/0	1	0	1	0.0	0.0	0	0	0	0	0	0	0	0
@GB 10/16	L	1/0	1	1	0	0.0	0.0	0	0	0	0	0	0	0	0
@DAL 10/23	L	1/0	0	0	0	0.0	0.0	0	0	0	0	0	0	0	0
NO 10/30	W	1/0	1	1	0	1.0	9.0	0	0	0	0	0	0	0	0
@ARI 11/6	L	1/0	2	1	1	1.0	9.0	0	0	0	0	0	0	0	0
@CLE 11/13	W	1/0	1	0	1	0.0	0.0	0	0	0	0	0	0	0	0
SEA 11/20	L	1/0	4	3	1	1.0	9.0	0	0	0	0	0	0	0	0
ARI 11/27	L	1/0	0	0	0	1.0	0.0	0	0	0	0	0	0	0	0
@SF 12/4	L	1/0	0	0	0	0.0	0.0	0	0	0	0	0	0	0	0
@SEA 12/12	L	1/0	1	0	1	0.0	0.0	0	0	0	0	1	0	0	0
CIN 12/18	L	1/1	1	1	0	0.0	0.0	0	0	0	0	1	0	0	0
@PIT 12/24	L	1/0	4	1	3	0.0	0.0	0	0	0	0	0	0	0	0
SF 1/1/11	L	1/0	2	0	2	0.0	0.0	0	0	0	0	0	0	0	0
TOTALS	2-14	15/1	20	9	11	5.0	35.0	0	0	0	0	2	0	0	0



83 | JOSH REYNOLDS

Position:	Wide Receiver
Ht./Wt.:	6-3/192
Birth Date:	2/16/95
College:	Texas A&M
Hometown:	San Antonio, Texas
Experience:	Rookie
Acquired:	D4A-2017 (117th)

Career GP/GS (Playoffs): 11/1 (0/0)



TRANSACTIONS: Selected by the Rams in the fourth round (117th overall) of the 2017 NFL Draft (4/30/17).

2017 SEASON: Week 12 vs. New Orleans Saints (11/26): Made his first career start at wide receiver...tallied four catches for 37 yards...scored his first-career touchdown on a seven-yard strike from QB Jared Goff...**Week 11 at Minnesota Vikings (11/19):** Saw action at wide receiver and on special teams...**Week 10 vs. Houston Texans (11/12):** Saw action at wide receiver and on special teams...**Week 9 at New York Giants (11/5):** Saw action at wide receiver and on special teams...**Week 7 vs Arizona (10/22):** Saw action on special teams...**Week 6 at Jacksonville (10/15):** Saw action on special teams and offense...**Week 5 vs. Seattle (10/8):** Saw action on special teams and offense...**Week 4 at Dallas (10/1):** Saw action on special teams and offense...**Week 3 at San Francisco (9/21):** Saw action at wide receiver and on special teams...**Week 2 vs. Washington (9/17):** Recorded first-career reception for 28 yards on a fake punt from P Johnny Hekker...**Week 1 vs. Indianapolis (9/10)** Contributed on offense and special teams, but was not targeted at the receiver position.

COLLEGE: Led the SEC with 30 career receiving touchdowns, which ranks second in school history...also led the SEC in receiving yards (2,788)...caught a touchdown in the final eight games of his career...is the only player in Texas A&M and SEC history with multiple 90-yard plus receptions in his career...made at least two catches in every game...finished 2016 season with 61 receptions for 885 yards and 12 touchdowns...as a junior in 2015, averaged a team-best 17.8 yards on 51 catches for 907 yards while seeing action in 12 of 13 games...reeled in five touchdowns...had three 100-yard games...posted a career high 11 receptions for 177 yards against Louisville in the bowl game...in 2014, had a spectacular first season at Texas A&M with a team-best 842 receiving yards and 13 receiving touchdowns on 52 catches...broke the school record for receiving touchdowns previously held by Jeff Fuller (2010) and Mike Evans (2013)...his 13 receiving scores ranked No. 2 in the SEC and tied for No. 5 nationally...was the only receiver to catch at least one pass in all 13 games...reeled in at least one touch catch in nine games...in 2013, attended Tyler Junior College in Tyler, Texas...earned second-team all-conference honors at TJC after making 44 catches for 782 yards and 12 touchdowns.

PERSONAL: Attended John Jay High School in San Antonio, Texas...named to the San Antonio Express-News' Class 5A "Super Team" as a senior... also earned all-District 27-5A honors after making 44 catches for 667 yards and eight touchdowns and 48 tackles and three pickoffs on defense...son of Michele Reynolds...recreation, park and tourism sciences major.

JOSH REYNOLDS NFL STATISTICS

REGULAR SEASON

Year	Team	G/S	Receiving				Rushing					
			No	Yds	Avg	Lg	TD	Att	Yds	Avg	Lg	TD
2017	RAMS	11/1	5	65	13.0	28	1	0	0	0.0	0	0
TOTALS		11/1	5	65	13.0	28	1	0	0	0.0	0	0

ADDITIONAL CAREER STATISTICS: Special Teams Tackle: 2017: (1)

JOSH REYNOLDS GAME-BY-GAME STATISTICS

2017 LOS ANGELES RAMS

Game	W/L	P/S	Receiving				Rushing					
			No	Yds	Avg	Lg	TD	Att	Yds	Avg	Lg	TD
IND 9/10	W	1/0	0	0	0.0	0	0	0	0	0	0	0
WAS 9/17	L	1/0	1	28	28.0	28	0	0	0	0	0	0
@SF 9/21	W	1/0	0	0	0.0	0	0	0	0	0	0	0
@DAL 10/1	W	1/0	0	0	0.0	0	0	0	0	0	0	0
SEA 10/8	L	1/0	0	0	0.0	0	0	0	0	0	0	0
@JAC 10/15	W	1/0	0	0	0.0	0	0	0	0	0	0	0
ARI 10/22	W	1/0	0	0	0.0	0	0	0	0	0	0	0
@NYG 11/5	W	1/0	0	0	0.0	0	0	0	0	0	0	0
HOU 11/12	W	1/0	0	0	0.0	0	0	0	0	0	0	0
@MIN 11/19	L	1/0	0	0	0.0	0	0	0	0	0	0	0
NO 11/26	W	1/1	4	37	9.3	0	1	0	0	0	0	0
@ARI 12/2	0/0	0/0	0	0	0.0	0	0	0	0	0	0	0
PHI 12/10	0/0	0/0	0	0	0.0	0	0	0	0	0	0	0
@SEA 12/17	0/0	0/0	0	0	0.0	0	0	0	0	0	0	0
@TEN 12/24	0/0	0/0	0	0	0.0	0	0	0	0	0	0	0
SF 12/31	0/0	0/0	0	0	0.0	0	0	0	0	0	0	0
TOTALS	8-3	11/1	5	65	13.0	28	1	0	0	0	0	0



23 NICKELL ROBEY-COLEMAN

Position: Cornerback
 Ht./Wt.: 5-8/178
 Birth Date: 1/17/1992
 College: USC
 Hometown: Frostproof, Fla.
 Experience: 5th year (1st Rams)
 Acquired: FA-2017

Career GP/GS (Playoffs): 74/18 (0/0)



TRANSACTIONS: Signed by the Rams as a free agent (4/7/17)...released by the Bills...signed by Buffalo (8/9/15)...originally entered the NFL as an undrafted free agent signed by the Buffalo Bills (4/29/13).

PRO: Fifth-year cornerback is in his first season with the Rams after signing as a free agent prior to the 2017 season...has played in 74 career games with 18 starts in his career...has four career interceptions and two returned for touchdowns.

2017 Season: Week 12 vs. New Orleans Saints (11/26): Declared inactive...**Week 11 at Minnesota Vikings (11/19):** Subbed in at cornerback...recorded one solo tackle...left game in the third quarter with a thigh injury...**Houston Texans (11/12):** Subbed in at cornerback...tallied four tackles (three solo)...**Season: Week 9 at New York Giants (11/5):** Subbed in at cornerback...registered two tackles (one solo)...tallied one pass defensed...**Week 7 vs Arizona (10/22):** Subbed in at cornerback...tallied two tackles (one solo)...**Week 6 at Jacksonville (10/15):** Finished with two tackles (one solo)...intercepted one pass for a 31-yard return...recorded one pass defensed...**Week 5 vs. Seattle (10/8):** Started at cornerback...recorded six tackles (five solo)...**Week 4 at Dallas (10/1):** Finished with five tackles (three solo)...**Week 3 at San Francisco (9/21):** Started at cornerback...intercepted one pass with a return of 25 yards...also collected four tackles (three solo), one fumble recovery and recorded two passes defensed...**Week 2 vs. Washington (9/17):** Started at Cornerback.. tallied five tackles (three solo) and one forced fumble...**Week 1 vs. Indianapolis (9/10):** Finished with two tackles and one pass defensed in the win.

2016 SEASON: Played in 16 games for the fourth-straight season...finished the season with 35 tackles (32 solo), one forced fumble and one fumble recovery as well as two interceptions with one returned for a touchdown...**at Los Angeles (10/9):** Recorded two interceptions, returning one for a 41-yard touchdown.

2015 SEASON: Played in all 16 games...recorded 44 tackles (38 solo)...**vs. Indianapolis (1/3/16):** Recorded six tackles (four solo)...added one sack and one pass defensed...**vs. New England (9/20):** Notched six tackles (six solo)...**vs. Houston (12/6):** Tallied five tackles (five solo) and three passes defensed.

2014 SEASON: Started 6-of-16 games played...recorded a career-high 45 total tackles...**at New York Jets (10/26):** Led the Bills defense with a career-high seven tackles (five solo)...**vs. New York Jets (11/23):** Tallied three tackles (three solo), one sack and one pass defensed.

2013 SEASON: Played in all 16 games as a rookie, started two...made 39 tackles (30 solo) and three sacks...**at Miami (10/20):** Picked off Dolphins QB Ryan Tannehill, for his first career interception, returning it 19 yards for a touchdown...**at Jacksonville (12/15):** Made his first career start at cornerback...notched a career-high six tackles...took down Jaguars QB Chad Henne for his first career sack...added a forced fumble and fumble recovery.

COLLEGE: A three-year starter for the Trojans at USC...finished his career with 163 tackles, seven interceptions and two touchdowns...as a junior, started all 13 games, tallied 52 tackles (36 solo) and one interception in addition to blocking a kick...started 12 games for the 10-win Trojans as a sophomore...recorded 5.5 tackles for loss, two sacks and two interceptions, including one returned for a touchdown...also returned 12 punts for 132 yards...named to the All-Pac 12 first team...recipient of USC's 2011 John McKay Award, given to the underclassman with the most competitive spirit...started all 13 games at cornerback as a freshman, notching 48 tackles, a team-high four interpcetions and one returned for a touchdown as well as a forced fumble...an All-Pac 12 honorable mention selection as a freshman...also participated in track at USC.

PERSONAL: Played defensive back and running back at Frostproof (Fla.) High School...scored 15 touchdowns on offense and defense as a senior...rushed for 1,600 yards as a junior...as a sophomore, rushed for 1,500 yards and tallied seven interceptions...also lettered in baseball and track.



76 | RODGER SAFFOLD III

Position:	Guard
Ht./Wt.:	6-5/325
Birth Date:	6/6/88
College:	Indiana
Hometown:	Bedord, Ohio
Experience:	8th year (8th Rams)
Acquired:	D2-2010

Career GP/GS (Playoffs): 94/91 (0/0)



TRANSACTIONS: Selected by the Rams in the second round (33rd) of the 2010 NFL Draft (4/23/10).

PRO: Seventh-year pro has played in 94 career games with 91 starts...versatile lineman has started at right tackle, left tackle, left guard and right guard.

2017 SEASON: **Week 12 vs. New Orleans Saints (11/26):** Started at left guard...helped pave the way for RB Todd Gurley II to amass 128 yards from scrimmage...**Week 11 at Minnesota Vikings (11/19):** Started at left guard...played all 59 offensive snaps...**Week 10 vs. Houston Texans (11/12):** Started at left guard...allowed QB Jared Goff to have time in the pocket to throw for a career-high 355 yards...**Week 9 at New York Giants (11/5):** Started at left guard...played all 64 offensive snaps...protected the pocket allowing QB Jared Goff to complete 14-of-22 passes for 311 yards and four touchdowns...**Week 7 vs Arizona (10/22):** Started at left guard...played all 80 offensive snaps...opened running lanes for RB Todd Gurley II who notched his fourth 100-plus yard rushing game of the season...**Week 6 at Jacksonville (10/15):** Started at left guard...played all 59 offensive snaps...paved the way for RB Todd Gurley II to tally 116 rushing yards on 23 carries...**Week 5 vs. Seattle (10/8):** Started at left guard...played all 74 offensive snaps and gave QB Jared Goff time to throw for 288 yards...**Week 4 at Dallas (10/1):** Started at left guard...played all 69 offensive snaps and paved the way for a Rams season-high 168 rushing yards...**Week 3 at San Francisco (9/21):** Started at left guard...played all 67 offensive snaps and opened running lanes for RB Todd Gurley II who rushed for a season-high 113 yards...**Week 2 vs. Washington (9/17):** Started at left guard...played all 50 offensive snaps...**Week 1 vs. Indianapolis (9/10):** Started the game at left guard, and provided time for QB Jared Goff to throw for a then career-best 306 yards.

2016 SEASON: Started 15 games at various positions along the line including left guard, left tackle, and right tackle...**at San Francisco (9/12):** Started at left guard and played on all 61 offensive snaps...**vs Seattle (9/18):** Started at left guard and played on all 62 offensive snaps...**at Tampa Bay (9/25):** Started at left guard and played all 65 offensive snaps...opened up a running lane for RB Todd Gurley to rush for two touchdowns...**vs. Buffalo (10/9):** Started at left guard and played on all 67 offensive snaps...**at Detroit (10/16):** Started at left guard...helped block for the offense to produce three touchdowns...**at New York Jets (11/13):** Started at left guard and helped block for an offense that garnered 125 yards on the ground...**at New Orleans (11/27):** Started at left tackle for the first time since at Seattle (12/30/12)...left the game in the second quarter and did not return...**vs. Arizona (1/1):** Started at right tackle.

2015 SEASON: Started in five games before going on reserve/injured (10/15)...**at Arizona (10/4):** Part of an offensive line that helped produce 164 rushing yards...**vs. Seattle (9/13):** Helped block for QB Nick Foles on his way to 297 passing yards and a rushing touchdown.

2014 SEASON: Started 16 games...saw action at both tackle and guard positions... **at Tampa Bay (9/14):** Started at left-guard...part of an offensive line that helped produce 20 first downs...**vs. Dallas (9/21):** Started at left guard...helped block for an offense that produced 448 total yards...**vs. Seattle (10/19):** Started at right guard...part of an offensive line that blocked for three offensive touchdowns...**vs. Denver (11/16):** Started at left guard...helped block for the offense to register a 100-yard rusher and 100-yard receiver...**vs. Oakland (11/30):** Started at left guard...part of an offensive line that helped the offense score 38 points in the first half, which is tied for second-most in franchise history...**at Washington (12/7):** Started at left guard...part of an offensive line that helped protect QB Shaun Hill to throw two touchdowns and register a 133.3 quarterback rating...**at Seattle (12/28):** Started at left guard and played at right tackle.

2013 SEASON: Played in 12 games with nine starts...started three games at right tackle, five at right guard and one at left tackle...**vs. Arizona (9/8):** Started at right tackle...part of an offensive line that helped block for QB Sam Bradford allowing him to throw for 299 yards and two touchdowns...**vs. Seattle (10/28):** Saw action on offense...part of an offensive line that helped block for RB Zac Stacy to rush for 134 yards...**vs. Tennessee (11/3):** Saw action at right tackle...helped block for RB Zac Stacy rush for his second consecutive 100-yard game...**at Indianapolis (11/10):** Marked his first career start at right guard...helped block for the Rams' backs to run for 140 yards, the team's third straight 100 yard rushing game...**vs. Chicago (11/24):** Started at right guard...part of an offensive line that helped block for the Rams rushing corps to run for 258 yards, the team's highest singlegame total this season...**vs. New Orleans (12/15):** Started at right guard...part of an offensive line that did not allow a sack...**vs. Tampa Bay (12/22):** Started at right guard...moved to left tackle for Jake Long who left in the first quarter with an injury...helped block for two rushing touchdowns.

2012 SEASON: Started 10 games at left tackle, including the final eight of the season...helped RB Steven Jackson reach 1,000 yards for the eighth straight season...**at San Francisco (11/11):** Started at left tackle...helped the Rams put up 458 total yards on offense...**at Arizona (11/25):** Started at left tackle...helped RB Steven Jackson notch 139 yards on the ground...**vs. Minnesota (12/16):** Started at left tackle...part of an offensive line that helped RB Steven Jackson

eclipse 10,000 rushing yards...**at Tampa Bay (12/23)**: Started at left tackle...part of an offensive line that allowed QB Sam Bradford time to throw an 80-yard touchdown to TE Lance Kendricks, the longest pass of Bradford's career...**at Seattle (12/30)**: Started at left tackle...part of an offensive line that allowed zero sacks on QB Sam Bradford.

2011 SEASON: vs. Eagles (9/11): Started at left tackle...**at New York Giants (9/19)**: Started at left tackle...helped block for the offense to collect five passes of 20-plus yards...**vs. Baltimore (9/25)**: Started at left tackle...**vs. Washington (10/2)**: Started at left tackle...**at Green Bay (10/16)**: Started at left tackle...**at Dallas (10/23)**: Started at left tackle...**vs. New Orleans (10/30)**: Started at left tackle...helped block for the offense to gain 323 total yards...**at Arizona (11/6)**: Started at left tackle...helped block for RB Steven Jackson to rush for over 100 yards the second consecutive week...**at Cleveland (11/13)**: Started at left tackle...left the game in the third quarter with a head injury...placed on reserve/injured list (11/19).

2010 SEASON: Named All-Rookie by Pro Football Weekly and the Pro Football Writers of America...finished the season as the only NFL rookie to start all of his team's games at left tackle this season...allowed only three sacks in 590 pass attempts according to Statspazz.com...part of an offensive line that helped RB Steven Jackson surpass the 1,000-yard mark for a sixth consecutive season.

COLLEGE: Started 41 of 42 games at Indiana...while in the starting lineup the Hoosiers rushed over 100 yards in 29 games...in last two years, registered 171 knockdowns and 20 touchdown-resulting blocks...Indiana scored 29 times on the ground when in lineup.

PERSONAL: Two-way lineman at Bedford (Oh.) High School...rated a two-star prospect by Rivals.com...earned first team All-Lake Erie League, All-District and honorable mention All-State honors as a senior...played in 2006 Ohio North-South All-Star game...father played football at the University of Iowa...public affairs management major...born Rodger P. Saffold III...participated in several community events, including Make-A-Wish Celebrity Server Dinner, Taste of the NFL, Urban League Turkey Distribution, Financial Football Show-Me Showdown at UMSL and the All-Community Team Ticket program - Spirit of 76.

SAFFOLD'S Games Played-Starts: RAMS: 2017 (11/11), 2016 (15/15), 2015 (5/5), 2014 (16/16), 2013 (12/9), 2012 (10/10), 2011 (9/9), 2010 (16/16) **Totals: (94/91)**.



92 | TANZEL SMART

Position: Defensive Tackle
Ht./Wt.: 6-1/290
Birth Date: 11/6/94
College: Tulane
Hometown: Baton Rouge, La.
Experience: Rookie
Acquired: D6A-2017 (206th)

Career GP/GS (Playoffs): 11/4 (0/0)



TRANSACTIONS: Selected by the Rams in the sixth round (206th overall) of the 2017 NFL Draft (4/30/17).

2017 SEASON: Week 12 vs. New Orleans Saints (11/26): Saw action at defensive tackle...**Week 11 at Minnesota Vikings (11/19):** Subbed in at defensive tackle...tallied one quarterback hit...**Week 10 vs. Houston Texans (11/12):** Played 16 defensive snaps...**Week 9 at New York Giants (11/5):** Started at nose tackle...registered two tackles (one solo)...**Week 7 vs Arizona (10/22):** Started at defensive tackle...recorded one solo tackle...**Week 6 at Jacksonville (10/15):** Started at nose tackle...recorded two tackles (one solo)...**Week 5 vs. Seattle (10/8):** Subbed in at defensive tackle...recored one solo tackle...**Week 4 at Dallas (10/1):** Made his first career start at defensive tackle...finished with three tackles (two solo) and one quarterback hit...**Week 3 at San Francisco (9/21):** Subbed in at defensive tackle...recorded three tackles (one solo)... **Week 2 vs. Washington (9/17):** Registered two tackles (one solo)...**Week 1 vs. Indianapolis (9/10):** Recorded two tackles and contributed one pass defended in first NFL action.

COLLEGE: Earned First-Team All-American Athletic Conference and First-Team All-Louisiana College Football Team honors (2015, 2016)...a four-year letterman played in 48 career games with 36 consecutive starts at defensive tackle...finished career with 40.5 tackles for loss...started all 12 games as a senior in 2016...ranked fourth in the conference in tackles for loss with 18.5 (1.54 per game) and eighth in sacks at 5.5 (0.46 per game)...also had two quarterback hurries, one forced fumble and one fumble recovery during season...Started all 12 games as a junior...totaled 62 tackles (42 solo), 15.0 tackles for loss, 2.0 sacks, one forced fumble and one fumble recovery...in 2014, started all 12 games as a sophomore...totaled 47 tackles (21 solo) with 6.5 tackles for loss, 2.0 sacks, one forced fumble and one pass break-up...played in 12 games as a true freshman...posted 14 tackles (7 solo) with a half tackle for loss and a pass break-up.

PERSONAL: Three-year letterman at Scotlandville High...rated a three-star recruit by Rivals.com and 247Sports.com while garnering two-star status by Scout.com...helped lead the Hornets to a combined 13 wins, including a trip to the state playoffs as a sophomore...as a senior, named first-team all-state, all-metro and all-district while claiming Baton Rouge Metro and District 4-5A Defensive MVP honors...posting 54 tackles, 19 tackles for loss, 5.0 sacks and three blocked field goals...also selected to play in the 11th Annual U.S. Army Red Stick Bowl...named to all-district team as a junior...born Tanzel E. Smart, Jr. in Baton Rouge, La... son of Lewanna Ventress...undecided on major.

TANZEL SMART NFL STATISTICS

NFL STATISTICS																
Year	Team	G/S	Tackles				Interceptions				Fumbles					
			Total	Solo	Asst	Sk	Yds	Int	Yds	Lg	TD	PD	FF	FR	Yds	
2017	RAMS	11/4	16	10	6	0.0	0.0	0	0	0	0	1	0	0	0	
Total		11/4	16	10	6	0.0	0.0	0	0	0	0	1	0	0	0	

TANZEL SMART GAME-BY-GAME STATISTICS

2017 LOS ANGELES RAMS																
Game	W/L	P/S	T	S	A	Sk	Yds	Int	Yds	Lg	TD	PD	FF	FR	Yds	
IND 9/10	W	1/0	2	2	0	0	0	0	0	0	0	1	0	0	0	
WAS 9/17	L	1/0	2	1	1	0	0	0	0	0	0	0	0	0	0	
@SF 9/21	W	1/0	3	1	2	0	0	0	0	0	0	0	0	0	0	
@DAL 10/1	W	1/1	3	2	1	0	0	0	0	0	0	0	0	0	0	
SEA 10/8	L	1/0	1	1	0	0	0	0	0	0	0	0	0	0	0	
@JAC 10/15	W	1/1	2	1	1	0	0	0	0	0	0	0	0	0	0	
ARI 10/22	W	1/1	1	1	0	0	0	0	0	0	0	0	0	0	0	
@NYG 11/5	W	1/1	2	1	1	0	0	0	0	0	0	0	0	0	0	
HOU 11/12	W	1/0	0	0	0	0	0	0	0	0	0	0	0	0	0	
@MIN 11/19	L	1/0	0	0	0	0	0	0	0	0	0	0	0	0	0	
NO 11/26	W	1/0	0	0	0	0	0	0	0	0	0	0	0	0	0	
@ARI 12/2	0/0	0/0	0	0	0	0	0	0	0	0	0	0	0	0	0	
PHI 12/10	0/0	0/0	0	0	0	0	0	0	0	0	0	0	0	0	0	
@SEA 12/17	0/0	0/0	0	0	0	0	0	0	0	0	0	0	0	0	0	
@TEN 12/24	0/0	0/0	0	0	0	0	0	0	0	0	0	0	0	0	0	
SF 12/31	0/0	0/0	0	0	0	0	0	0	0	0	0	0	0	0	0	
TOTALS	8-3	11/4	16	10	6	0	0	0	0	0	0	1	0	0	0	



65 | JOHN SULLIVAN

Position:	Center
Ht./Wt.:	6-4/310
Birth Date:	8/8/85
College:	Notre Dame
Hometown:	Old Greenwich, Conn.
Experience:	10th year (1st Rams)
Acquired:	FA-2017

Career GP/GS (Playoffs): 133/105 (4/3)



TRANSACTIONS: Signed by the Rams as a free agent (4/5/17)...signed by the Washington Redskins as a free agent (9/27/16)...released by the Minnesota Vikings...re-signed with Minnesota (4/7/15)...re-signed with the Vikings (12/17/11)...originally entered the NFL as a sixth round (187th overall) draft pick by the Minnesota Vikings (4/27/08).

PRO: Ninth-year center begins his first season with the Rams in 2017...has started 105-of-133 games in his career while being named PFWA First-Team All-Pro following the 2012 season...has played in four postseason contests, starting three.

2017 SEASON: Week 12 vs. New Orleans Saints (11/26): Started at center...allowed QB Jared Goff time in the pocket to complete a career-high 28 passes...**Week 11 at Minnesota Vikings (11/19):** Started at center...played all 59 offensive snaps...**Week 10 vs. Houston Texans (11/12):** Started at center...played all 66 offensive snaps...**Week 9 at New York Giants (11/5):** Started at center...helped pave the way for RB Todd Gurley II to score two rushing touchdowns...**Week 7 vs Arizona (10/22):** Started at center...paved the way for RB Todd Gurley II and QB Jared Goff to each score a rushing touchdown...**Week 6 at Jacksonville (10/15):** Made his 100th career start at center...played all 59 offensive snaps...**Week 5 vs. Seattle (10/8):** Started at center...played all 74 offensive snaps...**Week 4 at Dallas (10/1):** Started at center...played all 69 offensive snaps and created space for RB Todd Gurley II to amass 215 all-purpose yards...**Week 3 at San Francisco (9/21):** Started at center...played 31 snaps before exiting game with a groin injury...**Week 2 vs. Washington (9/17):** Started at center...collected one fumble recovery...**Week 1 vs. Indianapolis (9/10):** Started at center...provided time for QB Jared Goff to throw for a career-best 306 yards.

2016 SEASON: Played in 13 games, started one in his lone season in Washington...helped block for a Washington team that would go on to win the NFC East...**at Philadelphia (12/11):** Started at center...blocked for a Washington offense that would rush for 107 yards and two touchdowns.

2015 SEASON: Placed on injured reserve prior to the season with a back injury.

2014 SEASON: Played 16 games, starting all 16 games for the third straight season and fourth time in his career...helped pave the way for Vikings RB Matt Asiata to finish third in the league with nine rushing touchdowns...**at St. Louis (9/7):** Blocked for WR Cordarrelle Patterson to rush for 107 yards, the most rushing yards by a receiver in Vikings history...**vs. Atlanta (9/28):** Paved the way for the Vikings to rush for 241 yards as a team with four touchdowns...also saw RB Jerick McKinnon run for 135 yards on 18 carries (7.5 avg.).

2013 SEASON: Started all 16 games for the second year in a row...**at Green Bay (10/24):** Helped to block RB Adrian Peterson's 146-yard rushing effort...**vs. Chicago (12/1):** Part of an offensive line that saw Adrian Peterson rush for a season-high 211 yards...**vs. Philadelphia (12/15):** Prominent part of an offensive line that paved the way for RB Matt Asiata rush for three touchdowns.

2012 SEASON: Started 16-of-16 games for the second time in his career...named PFWA First-Team All-Pro...part of an offensive line that helped RB Adrian Peterson run for 2,097 yards - the second-most in NFL history - en route to winning MVP, the first running back to win the award in six seasons...started at center in the club's Wild Card game at Green Bay...**at Seattle (11/4):** Helped pave the way for Adrian Peterson to rush for 182 yards and two touchdowns...**at Green Bay (12/2):** Part of an offensive line that helped Adrian Peterson tally 210 yards and a touchdown on the ground...**at St. Louis (12/16):** Helped Adrian Peterson rush for a season-high 212 yards.

2011 SEASON: Played in 15 games, starting all 15 at center...helped the Vikings offense rush for 144.9 yards per game, the fourth-highest mark in the NFL...**at Detroit (12/11):** Paved the way for the Vikings to tally 269 yards and a touchdown on the ground.

2010 SEASON: Started all 14 games in which he played...**vs. Buffalo (12/5):** Helped block for Adrian Peterson to run for 107 yards and three touchdowns.

2009 SEASON: Started 16-of-16 games for the first time in his career...part of a Minnesota offense that ranked fifth in the NFL in total offense...paved the way for RB Adrian Peterson to rush for a Vikings-record 18 touchdowns...started at center in the team's Divisional Round win versus Dallas and NFC Championship Game match-up against New Orleans...**vs. Cleveland (9/13):** Blocked for Adrian Peterson's 180 yard and three rushing touchdown performance...**vs. Detroit (11/15):** Part of an offense line that helped Adrian Peterson rush for 133 yards and two touchdowns...**NFC Championship vs. New Orleans (1/24/10):** Helped block for Adrian Peterson to rush for 122 yards and three touchdowns on the ground.

2008 SEASON: Played in all 16 games as a rookie, playing a prominent role on special teams...played in the club's Wild Card match-up with the Eagles.

COLLEGE: Started 43-of-47 games at Notre Dame...started in the Fiesta Bowl as a sophomore and the Sugar Bowl as a junior...served as a captain his senior year for the Fighting Irish.

PERSONAL: Named Connecticut's Gatorade Player of the Year as a senior at Greenwich High School...played in the U.S. Army All-American Bowl following his senior season in high school...won three state titles as a wrestler...graduated from Notre Dame with a degree in marketing...is married to Ariel and they have one son, John Harris (Harry) Sullivan.

SULLIVAN'S Games Played Stats: RAMS 2017 (11/11), Washington 2016 (13/1), Minnesota 2014 (16/16), 2013 (16/16), 2012 (16/16), 2011 (15/15), 2010 (14/14), 2009 (16/16), 2008 (16/0) . **TOTALS (133/105).**



88 | MICHAEL THOMAS

Position: Wide Receiver
 Ht./Wt.: 6-1/195
 Birth Date: 8/16/94
 College: Southern Mississippi
 Hometown: Chicago, Ill.
 Experience: 2nd year (2nd Rams)
 Acquired: D6C-2016 (206th)

Career GP/GS (Playoffs): 18/0 (0/0)



TRANSACTIONS: Selected by Los Angeles in the sixth round (206th overall) of the 2016 NFL Draft (4/30/16).

2017 SEASON: Week 12 vs. New Orleans Saints (11/26): Saw action at wide receiver...**Week 11 at Minnesota Vikings (11/19):** Saw action at wide receiver...hauled in one catch for 12 yards...**Week 10 vs. Houston Texans (11/12):** Declared inactive...**Week 9 at New York Giants (11/5):** Declared inactive...**Week 7 vs Arizona (10/22):** Declared inactive...**Week 6 at Jacksonville (10/15):** Saw first action of the 2017 season, primarily on special teams...

2016 SEASON: Played in 15 games in his rookie campaign...became a significant contributor on special teams while racking up six special teams tackles...**vs. Buffalo (10/9):** Returned three kickoffs for 62 yards...recorded a special teams tackle...**at New England (12/4):** Saw action at wide receiver and on special teams...recorded three special teams tackles, giving him five on the season...**vs. Atlanta (12/11):** Caught his first NFL pass from QB Jared Goff for a 16 yard gain...returned six kickoffs for 118 yards, including a long of 41 yards...**at Seattle (12/15):** Caught one pass for six yards...**Week 17 vs. Arizona (1/1):** Hauled in a 15 yard reception...recorded his sixth special teams tackle of the season.

COLLEGE: As a senior in 2015, named honorable mention All-Conference USA...set a single-season school marks his senior campaign with 1,391 receiving yards and added 14 touchdown receptions...played in 13 of 14 games...tallied 71 receptions for 19.6 ypc...had at least one touchdown catch in each of his final 10 games...notched 100-yard receiving games eight times, including a season-high 190 yards and two scoring grabs against Washington in the Zaxby's Heart of Dallas Bowl (12/26)...also had a 162-yard receiving game that included an acrobatic one-handed touchdown catch that was featured on ESPN's Top 10 plays at Louisiana Tech (11/28)...had a 155 receiving yard and three touchdown performance against North Texas (10/3)...ranks second at the school in career 100-yard games with the program with 10...first on the team in 20-plus yard plays with 34 (28 receptions, six kick returns) to go along with five touchdown grabs of 50 or more yards...in 2014, named All-Conference USA (Honorable Mention)...played in all 12 games on the season, made nine starts...tallied 592 receiving yards and 625 kickoff return yards for 1,217 all-purpose yards...finished the year with 592 yards receiving on 41 catches and five touchdowns...finished with a season-high two touchdowns...notched a pair of 100-yard receiving games...notched six games with 100 or more all-purpose yards, including a pair of 200+ games – Louisiana Tech (222) and Middle Tennessee (207)...in 2013, attended Dodge City Community College...led DCCC with 42 receptions for 709 yards (70.9 yards per game/16.9 average) with three touchdowns in 10 games ... named Honorable Mention All-American...in 2012, attended College of Dupage as a freshman.

PERSONAL: Lettered at DuSable High School in Chicago, Ill...helped the Panthers to the State Playoffs as a senior...named first-team All-District as a junior and senior...scored 29 touchdowns combined as a junior and senior...as a senior, notched six touchdowns in a game against Carver HS...son of Lisa Wilson and Michael Thomas...has an older brother, Nate Brown... majored in interdisciplinary studies.

MICHAEL THOMAS COLLEGE STATISTICS

NFL STATISTICS

Year	Team	G/S	Receiving			Lg	TD
			No	Yds	Avg		
2016	RAMS	15/0	3	37	12.3	16	0
2017	RAMS	3/0	1	12	12.0	12	0
TOTAL		18/0	4	49	12.3	16	0

Additional Career Statistics: Special Teams Tackles: RAMS: 2016 (6)



95 | TYRANN WALKER

Position:	Defensive Tackle
Ht./Wt.:	6-3/310
Birth Date:	3/18/90
College:	Tulsa
Hometown:	New Iberia, La.
Experience:	5th Year (1st Rams)
Acquired:	FA-2017

Career GP/GS (Playoffs): 53/16 (0/0)



TRANSACTIONS: Signed by the Los Angeles Rams as an unrestricted free agent (3/23/17)...declared a free agent (3/9/17)... re-signed an extension with Detroit (3/4/16)...signed with the Detroit Lions as an unrestricted free agent (3/12/15)...declared a free agent (3/10/15)...signed with the New Orleans Saints as an undrafted rookie free agent (4/30/12).

PRO: Fifth-year pro who started his career with the New Orleans Saints as an undrafted rookie free agent...has career totals of 80 tackles (49 solo), 4.5 sacks, and two forced fumbles...emerged as a contributing threat along the Saints defensive line from 2013-14 before joining the Lions last season...spent the 2012 season on the Saints active roster, but was inactive in 15 contests.

2017 SEASON: Week 12 vs. New Orleans Saints (11/26): Saw action at defensive tackle...recorded two solo tackles...**Week 11 at Minnesota Vikings (11/19):** Saw action at defensive tackle...recorded two tackles (one solo)...tallied one pass defended...**Week 10 vs. Houston Texans (11/12):** Subbed in at defensive tackle...recorded three total tackles (two solo)... **Week 9 at New York Giants (11/5):** Subbed in at defensive tackle...recorded two tackles (one solo)...**Week 7 vs Arizona (10/22):** Saw time on defense and special teams...tallied two passes defended...**Week 6 at Jacksonville (10/15):** Saw time at defensive tackle... recorded one solo tackle...**Week 5 vs. Seattle (10/8):** Subbed in at defensive tackle...**Week 4 at Dallas (10/1):** Recorded one tackle...**Week 3 at San Francisco (9/21):** Started at defensive tackle...recorded two tackles (one solo) and tallied one forced fumble...**Week 2 vs. Washington (9/17):** Tallied one solo tackle and one pass defended as part of a defensive line rotation...**Week 1 vs. Indianapolis (9/10):** Started the game at defensive tackle and finished with three tackles (two solo) and two TFLs.

2016 SEASON: Played in 15 games and started eight with the Lions.

2015 SEASON: Missed the majority of the season due to a leg injury, but finished the year with nine total tackles (five solo)... placed on injured reserve 9/7/15... at San Diego (9/13): Tallied three tackles and one quarterback hit... at Minnesota (9/20): garnered two tackles...vs. Denver (9/27): Saw action at DT and snagged one tackle for loss...at Seattle (10/5): Tallied three tackles (one solo) and was a part of a combined effort on the defensive line that produced six sacks for 52 yards, and allowed only one touchdown before leaving the game due to injury.

2014 SEASON: Played in all 16 games for the first time in his career, including one start...finished the season with 19 tackles (14 solo), 2.5 sacks, two tackles for loss and one forced fumble...vs. San Francisco (11/9): Picked up his first-career forced fumble on QB Colin Kaepernick that was recovered by Detroit...vs. Carolina (12/7): Recorded a season-high four tackles (three solo)... at Tampa Bay (12/28): Earned his first-career start and finished with three tackles (two solo) and 0.5 sacks.

2013 SEASON: Appeared in seven games both in the defensive line rotation and on special teams, finishing the season with nine tackles (four solo), one sack and one pass defended...was inactive Weeks 5-11 due to a knee injury...vs. Miami (9/30): Registered his first-career sack on QB Ryan Tannehill.

COLLEGE: Began his college playing career at Jones County (Miss.) Junior College before transferring to Tulsa...started all 26 games in two seasons for the Golden Hurricanes (2010-11) and finished his career with 84 tackles, 25.5 tackles for loss, 13.5 sacks, 11 passes defended, four fumbles, and two fumble recoveries...as a senior in 2011, recorded 41 tackles, 13.5 tackles for loss, eight sacks, eight passes defended, three forced fumbles and two blocked kicks.

PERSONAL: Played his high school ball at Westgate High School (La.) where he helped his team win the Class 5A state championship...earned first team all-district honors as a senior and recorded 64 tackles that season.

TYRUNN WALKER NFL STATISTICS

REGULAR SEASON

Year	Team	Tackles			Interceptions			Fumbles			PD	FF	FR	Yds
		G/S	Total	Solo	Asst	Sk	Yds	Int	Yds	Lg				
2013	SAINTS	7/0	9	4	5	1.0	4.0	0	0	0	1	0	0	0
2014	SAINTS	16/1	19	14	5	2.5	8.0	0	0	0	0	1	0	0
2015	LIONS	4/4	9	5	4	0.0	0.0	0	0	0	0	0	1	0
2016	LIONS	15/8	26	15	11	0.0	0.0	0	0	0	0	0	0	1
2017	RAMS	11/3	17	11	6	1.0	7.0	0	0	0	3	1	1	0
Total		53/16	80	49	31	4.5	19.0	0	0	0	4	2	2	1

SINGLE GAME HIGHS

Total Tackles – 4 vs. Miami (9/30/13)
 Solo Tackles – 2 (many times) Last vs. New Orleans Saints (11/26/2017)
 Sacks – 1 (Four times) Last vs. Indianapolis Colts (9/10/2017)

TYRUNN WALKER GAME-BY-GAME STATISTICS

2017 LOS ANGELES RAMS

Game	W/L	P/S	T	S	A	Sk	Yds	Int	Yds	Lg	TD	PD	FF	FR	Yds
IND 9/10	W	1/1	3	2	1	1.0	7.0	0	0	0	0	0	0	0	0
WAS 9/17	L	1/1	1	1	0	0	0	0	0	0	1	0	0	0	0
@SF 9/21	W	1/1	2	1	1	0	0	0	0	0	0	1	0	0	0
@DAL 10/1	W	1/0	1	0	1	0	0	0	0	0	0	0	0	0	0
SEA 10/8	L	1/0	0	0	0	0	0	0	0	0	0	0	0	0	0
@JAC 10/15	W	1/0	1	1	0	0	0	0	0	0	0	0	0	0	0
ARI 10/22	W	1/0	0	0	0	0	0	0	0	0	2	0	0	0	0
@NYG 11/5	W	1/0	2	1	1	0	0	0	0	0	0	0	0	0	0
HOU 11/12	W	1/0	3	2	1	0	0	0	0	0	0	0	1	0	0
@MIN 11/19	L	1/0	2	1	1	0	0	0	0	0	1	0	0	0	0
NO 11/26	W	1/0	2	2	0	0	0	0	0	0	0	0	0	0	0
@ARI 12/2	0/0	0	0	0	0	0	0	0	0	0	0	0	0	0	0
PHI 12/10	0/0	0	0	0	0	0	0	0	0	0	0	0	0	0	0
@SEA 12/17	0/0	0	0	0	0	0	0	0	0	0	0	0	0	0	0
@TEN 12/24	0/0	0	0	0	0	0	0	0	0	0	0	0	0	0	0
SF 12/31	0/0	0	0	0	0	0	0	0	0	0	0	0	0	0	0
TOTALS	8-3	11/3	17	11	6	1.0	7.0	0	0	0	0	3	1	1	0

2016 DETROIT LIONS

Game	W/L	P/S	T	S	A	Sk	Yds	Int	Yds	Lg	TD	PD	FF	FR	Yds
@IND 9/11	W	1/1	4	2	2	0.0	0	0	0	0	0	0	0	0	0
TEN 9/18	L	1/1	2	1	1	0.0	0	0	0	0	0	0	0	0	0
@GB 9/25	L	1/1	2	1	1	0.0	0	0	0	0	0	0	0	0	0
@CHI 10/2	L	1/1	4	2	2	0.0	0	0	0	0	0	0	0	0	0
PHI 10/9	W	1/1	1	1	0	0.0	0	0	0	0	0	0	0	0	1
LAR 10/16	W	1/1	1	1	0	0.0	0	0	0	0	0	0	0	0	0
WAS 10/23	W	1/1	1	1	0	0.0	0	0	0	0	0	0	0	0	0
@HOU 10/30	L	1/1	3	1	2	0.0	0	0	0	0	0	0	0	0	0
@MIN 11/6	W	1/0	0	0	0	0.0	0	0	0	0	0	0	0	0	0
JAX 11/20	W	0/0											Inactive		
MIN 11/24	W	1/0	0	0	0	0.0	0	0	0	0	0	0	0	0	0
@NO 12/4	W	1/0	2	2	0	0.0	0	0	0	0	0	0	0	0	0
CHI 12/11	W	1/0	1	0	1	0.0	0	0	0	0	0	0	0	0	0
@NYG 12/18	L	1/0	2	2	0	0.0	0	0	0	0	0	0	0	0	0
@DAL 12/26	L	1/0	1	0	1	0.0	0	0	0	0	0	0	0	0	0
GB 1/1/17	L	1/0	2	1	1	0.0	0	0	0	0	0	0	0	0	0
TOTALS	9/7	15/8	26	15	11	0.0	0	0	0	0	0	0	0	0	1

2015 DETROIT LIONS

Game	W/L	P/S	T	S	A	Sk	Yds	Int	Yds	Lg	TD	PD	FF	FR	Yds
@SD 9/13	L	1/1	3	2	1	0.0	0	0	0	0	0	0	0	0	0
@MIN 9/20	L	1/1	2	1	1	0.0	0	0	0	0	0	0	0	0	0
DEN 9/27	L	1/1	1	1	0	0.0	0	0	0	0	0	0	0	0	0
@SEA 10/5	L	1/1	3	1	2	0.0	0	0	0	0	0	0	0	0	0
ARI 10/11	L	0/0													
CHI 10/18	W	0/0													
MIN 10/25	L	0/0													
@KC 11/1	L	0/0													
@GB 11/15	W	0/0													
OAK 11/22	W	0/0													
PHI 11/26	W	0/0													
GB 12/3	L	0/0													
@STL 12/13	L	0/0													
@NO 12/21	W	0/0													
SF 12/27	W	0/0													
@CHI 1/3/16	W	0/0													
TOTALS	7-9	4/4	9	5	4	0.0	0	0	0	0	0	0	0	0	0

2014 NEW ORLEANS SAINTS

Game	W/L	P/S	T	S	A	Sk	Yds	Int	Yds	Lg	TD	PD	FF	FR	Yds
@ATL 9/7	L	1/0	1	1	0	1.0	3	0	0	0	0	0	0	0	0
@CLE 9/14	L	1/0	2	2	0	0.0	0	0	0	0	0	0	0	0	0
MIN 9/21	W	1/0	1	1	0	0.0	0	0	0	0	0	0	0	0	0
@DAL 9/28	L	1/0	1	1	0	0.0	0	0	0	0	0	0	0	0	0
TB 10/5	W	1/0	0	0	0	0.0	0	0	0	0	0	0	0	0	0
@DET 10/19	L	1/0	0	0	0	0.0	0	0	0	0	0	0	0	0	0
GB 10/26	W	1/0	3	2	1	0.0	0	0	0	0	0	0	0	0	0
@CAR 10/30	W	1/0	0	0	0	0.0	0	0	0	0	0	0	0	0	0
SF 11/9	L	1/0	1	1	0	1.0	2	0	0	0	0	0	0	1	0
CIN 11/16	L	1/0	1	0	1	0.0	0	0	0	0	0	0	0	0	0
BAL 11/24	L	1/0	0	0	0	0.0	0	0	0	0	0	0	0	0	0
@PIT 11/30	W	1/0	1	1	0	0.0	0	0	0	0	0	0	0	0	0
CAR 12/7	L	1/0	3	2	1	0.0	0	0	0	0	0	0	0	0	0
@CHI 12/15	W	1/0	2	1	1	0.0	0	0	0	0	0	0	0	0	0
ATL 12/21	L	1/0	0	0	0	0.0	0	0	0	0	0	0	0	0	0
@TB 12/28	W	1/1	3	2	1	0.5	3	0	0	0	0	0	0	0	0
TOTALS	7/9	16/1	19	14	5	2.5	8	0	0	0	0	0	0	1	0

2013 NEW ORLEANS SAINTS

Game	W/L	P/S	T	S	A	Sk	Yds	Int	Yds	Lg	TD	PD	FF	FR	Yds
ATL 9/8	W	1/0	0	0	0	0.0	0	0	0	0	0	0	0	0	0
@TB 9/15	W	0/0													
ARI 9/22	W	1/0	0	0	0	0.0	0	0	0	0	0	0	0	0	0
MIA 9/30	W	1/0	4	1	3	1.0	4	0	0	0	0	0	0	0	0
@CHI 10/6	W	0/0													
@NE 10/13	L	0/0													
BUF 10/27	W	0/0													
@NYJ 11/3	L	0/0													
DAL 11/10	W	0/0													
SF 11/17	W	0/0													
@ATL 11/21	W	0/0													
@SEA 12/2	L	1/0	1	0	1	0.0	0	0	0	0	0	0	0	0	0
CAR 12/8	W	1/0	1	0	1	0.0	0	0	0	0	0	0	0	0	0
@STL 12/15	L	0/0													
@CAR 12/22	L	1/0	1	1	0	0.0	0	0	0	0	1	0	0	0	0
TB 12/29	W	1/0	2	2	0	0.0	0	0	0	0	0	0	0	0	0
TOTALS	11-5	7/0	9	4	5	1	4	0	0	0	0	1	0	0	0



12 | SAMMY WATKINS

Position:	Wide Receiver
Ht./Wt.:	6-1/211
Birth Date:	6/14/93
College:	Clemson University
Hometown:	Fort Meyers, Fla.
Experience:	4th year (1st Rams)
Acquired:	T(BUF)-2017

Career GP/GS (Playoffs): 48/47 (0/0)



TRANSACTIONS: Acquired via trade with the Buffalo Bills in exchange for CB E.J. Gaines and a second-round draft pick in 2018, the Rams also received a sixth-round draft choice...selected by the Buffalo Bills in the first round (4th overall) of the 2014 NFL Draft (5/8/14).

PRO: Fourth-year pro has four games with four 150-plus receiving yard games from 2014-16, which is tied for seventh-most in the NFL during that time span...Watkins' 125 catches and 2,029 yards from 2014-15 were the most ever by a Bill in their first two NFL seasons.

2017 SEASON: Week 12 vs. New Orleans Saints (11/26): Started at wide receiver...registered four catches for 82 yards and one touchdown...**Week 11 at Minnesota Vikings (11/19):** Started at wide receiver...recorded three catches for 36 yards...**Week 10 vs. Houston Texans (11/12):** Started at wide receiver...hauled in two catches for 41 yards and a touchdown...**Week 9 at New York Giants (11/5):** Started at wide receiver...hauled in a 67 yard touchdown catch that marked the longest receiving touchdown for the Rams since TE Lance Kendricks had an 80-yard touchdown reception at Tampa Bay (12/23/12)...**Week 7 vs Arizona (10/22):** Started at wide receiver...hauled in three catches for 42 yards...**Week 6 at Jacksonville (10/15):** Started at wide receiver...hauled in one catch for 11 yards...**Week 5 vs. Seattle (10/8):** Started at wide receiver...**Week 4 at Dallas (10/1):** Collected one catch for 17 yards...played 60 of 69 offensive snaps (87%)...**Week 3 at San Francisco (9/21):** Played 44 offensive snaps at wide receiver...hauled in six receptions for two touchdowns and 106 yards receiving...marked his fifth multi-touchdown game of his career and 11th 100-plus yard receiving yardage game...**Week 2 vs. Indianapolis (9/17):** Started at wide receiver...recorded two catches for 30 receiving yards...**Week 1 vs. Indianapolis (9/10):** Started at wide receiver...logged five catches for 58 yards while averaging 11.6 yards per completion.

COLLEGE: Tallied 240 receptions for 3,391 yards and 27 touchdowns, 339 yards on 52 carries and one touchdown, six punt returns for 23 yards, and 60 kickoff returns for 1,376 yards and one touchdown in 1,717 snaps over 36 games (29 starts) in his collegiate career...finished first in school history in receptions, first in receptions per game (6.7), first in receiving yards, first in receiving yards per game (94.2), first in 100-yard receiving games (15), tied for first in receiving touchdowns, second in all-purpose yards (5,129), and fifth in kickoff return yards...three-time, first-team All-American, the first Tiger to be a multi-year first-team All-American since 2000,01 (Kyle Young)...two-time First-Team All-ACC selection (media).

PERSONAL: Played high school football at South Fort Meyers HS...won the AA state title in the 200-meter and finished second in the 100-meter as a senior...began playing flag football at the age of seven for the Riverdale Wildcats...he is engage to Ta'la, and they have two daughters, Samiah and Salia...his brother Jaylen, is a safety for the Philadelphia Eagles...majored in communication studies.

SAMMY WATKINS NFL STATISTICS

REGULAR SEASON												
Year	Team	G/S	Receiving					Rushing				
			No	Yds	Avg	Lg	TD	Att	Yds	Avg	Lg	TD
2014	Buffalo Bills	16/16	65	982	15.1	84	6	2	8	4.0	5	0
2015	Buffalo Bills	13/13	60	1,047	17.5	63	9	1	1	1.0	1	0
2016	Buffalo Bills	8/8	28	430	15.4	62	2	0	0	0.0	0	0
2017	RAMS	10/9	28	490	17.5	67t	5	0	0	0.0	0	0
TOTALS		47/46	181	2,949	16.3	84	22	3	9	3.0	5	0

SINGLE GAME HIGHS
 Receptions- 11, at New York Jets (1/3/16)
 Reception Yards- 168, vs. Miami (11/8/15)
 Touchdowns- 2, many times, last at San Francisco (9/21/17)
 Longest Reception- 84, at New York Jets (10/26/14)

SAMMY WATKINS GAME-BY-GAME STATISTICS

2017 LOS ANGELES RAMS

Game	W/L	P/S	Receiving					Rushing				
			No	Yds	Avg	Lg	TD	Att	Yds	Avg	Lg	TD
IND 9/10	W	1/1	5	58	11.6	24	0	0	0	0	0	0
WAS 9/17	L	1/1	2	30	15.0	28	0	0	0	0	0	0
@SF 9/21	W	1/0	6	106	17.7	47	2	0	0	0	0	0
@DAL 10/1	W	1/1	1	17	17.0	17	0	0	0	0	0	0
SEA 10/8	L	1/1	0	0	0	0	0	0	0	0	0	0
@JAC 10/15	W	1/1	1	11	11.0	11	0	0	0	0	0	0
ARI 10/22	W	1/1	3	42	14.0	16	0	0	0	0	0	0
@NYG 11/5	W	1/1	1	67t*	67.0	67t	1	0	0	0	0	0
HOU 11/12	W	1/1	2	41	20.5	24	0	0	0	0	0	0
@MIN 11/19	L	1/1	3	36	12.0	15	0	0	0	0	0	0
NO 11/26	W	1/1	4	82	20.5	31	1	0	0	0	0	0
@ARI 12/2	0/0	0/0	0	0	0	0	0	0	0	0	0	0
PHI 12/10	0/0	0/0	0	0	0	0	0	0	0	0	0	0
@SEA 12/17	0/0	0/0	0	0	0	0	0	0	0	0	0	0
@TEN 12/24	0/0	0/0	0	0	0	0	0	0	0	0	0	0
SF 12/31	0/0	0/0	0	0	0	0	0	0	0	0	0	0
TOTALS	8-3	11/10	28	490	17.5	67t	5	0	0	0	0	0

2016 BUFFALO BILLS

Game	W/L	P/S	Receiving					Rushing				
			No	Yds	Avg	Lg	TD	Att	Yds	Avg	Lg	TD
@BAL 9/11	L	1/1	4	43	10.8	19	0	0	0	0	0	0
NYJ 9/15	L	1/1	2	20	10.0	11	0	0	0	0	0	0
ARI 9/25	W								Inactive			
@NE 10/2	W								Inactive			
@LA 10/9	W								Inactive			
SF 10/16	W								Inactive			
@MIA 10/23	L								Inactive			
NE 10/30	L								Inactive			
@SEA 11/7	L								Inactive			
@CIN 11/20	W								Inactive			
JAX 11/27	W	1/1	3	80	26.7	62	0	0	0	0	0	0
@OAK 12/4	L	1/1	3	38	12.7	16	0	0	0	0	0	0
PIT 12/11	L	1/1	4	54	13.5	18	1	0	0	0	0	0
CLE 12/18	W	1/1	1	10	10.0	10	0	0	0	0	0	0
MIA 12/24	L	1/1	7	154	22.0	53	1	0	0	0	0	0
@NYJ 1/1/17	L	1/1	4	31	7.8	14	0	0	0	0	0	0
TOTALS	7-9	8/8	28	430	15.4	62	2	0	0	0	0	0

2015 BUFFALO BILLS

Game	W/L	P/S	Receiving					Rushing				
			No	Yds	Avg	Lg	TD	Att	Yds	Avg	Lg	TD
IND 9/13	W	1/1	0	0	0.0	0	0	0	0.0	0	0	0
NE 9/20	L	1/1	6	60	10.0	24t	1	0	0	0.0	0	0
@MIA 9/27	W	1/1	1	39	39.0	39	0	0	0	0.0	0	0
NYG 10/4	L								Inactive			
@TEN 10/11	W								Inactive			
CIN 10/18	L	1/1	4	48	12.0	22t	1	0	0	0.0	0	0
@JAX 10/25	L								Inactive			
MIA 11/8	W	1/1	8	168	21.0	63	1	0	0	0.0	0	0
@NYJ 11/12	W	1/1	3	14	4.7	6	0	0	0	0.0	0	0
@NE 11/23	L	1/1	3	39	13.0	16	0	0	0	0.0	0	0
@KC 11/29	L	1/1	6	158	26.3	48	2	0	0	0.0	0	0
HOU 12/6	W	1/1	3	109	36.3	53	1	0	0	0.0	0	0
@PHI 12/13	L	1/1	5	81	16.2	47t	1	1	1	1.0	1	0
@WAS 12/20	L	1/1	5	111	22.2	48t	2	0	0	0.0	0	0
DAL 12/27	W	1/1	5	84	16.8	37	0	0	0	0.0	0	0
NYJ 1/3/16	W	1/1	11	136	12.4	38	0	0	0	0.0	0	0
TOTAL	8-8	13/13	60	1,047	17.5	63	9	1	1	1.0	1	0

2014 BUFFALO BILLS

Game	W/L	P/S	Receiving					Rushing				
			No	Yds	Avg	Lg	TD	Att	Yds	Avg	Lg	TD
@CHI 9/7	W	1/1	3	31	10.3	25	0	0	0	0.0	0	0
MIA 9/14	W	1/1	8	117	14.6	30	1	0	0	0.0	0	0
SD 9/21	L	1/1	2	19	9.5	16	0	0	0	0.0	0	0
@HOU 9/28	L	1/1	4	30	7.5	10	1	0	0	0.0	0	0
@DET 10/5	W	1/1	7	87	12.4	22	0	0	0	0.0	0	0
NE 10/12	L	1/1	2	27	13.5	20	0	0	0	0.0	0	0
MIN 10/19	W	1/1	9	122	13.6	26t	2	0	0	0.0	0	0
@NYJ 10/26	W	1/1	3	157	52.3	84	1	0	0	0.0	0	0
KC 11/9	L	1/1	4	27	6.8	8	0	0	0	0.0	0	0
@MIA 11/13	L	1/1	3	32	10.7	18	0	1	3	3.0	3	0
NYJ 11/23	W	1/1	3	35	11.7	17	0	0	0	0.0	0	0
CLE 11/30	W	1/1	3	11	3.7	5	0	0	0	0.0	0	0
@DEN 12/7	L	1/1	7	127	18.1	35	0	0	0	0.0	0	0
GB 12/14	W	1/1	1	28	28.0	28	0	0	0	0.0	0	0
@OAK 12/21	L	1/1	3	75	25.0	42t	1	0	0	0.0	0	0
@NE 12/28	W	1/1	3	57	19.0	43	0	1	5	5.0	5	0
TOTAL	9-7	16/16	65	982	15.1	84	6	2	8	4.0	5	0



21 | KAYVON WEBSTER

Position:	Cornerback
Ht./Wt.:	5-11/192
Birth Date:	2/1/91
College:	South Florida
Hometown:	Opa-locka, Fla.
Experience:	5th year (1st Rams)
Acquired:	FA-2017

Career GP/GS (Playoffs): 63/11 (7/0)



TRANSACTIONS: Signed by the Rams as a free agent (3/14/17)...selected by the Denver Broncos in the third round (90th overall) of the 2013 NFL Draft (4/26/13).

PRO: Fifth-year cornerback is in his first season with the Rams after signing as a free agent prior to the 2017 season...has played in 63 career games with 11 starts in his career as well as appearing in seven postseason contests...played a prominent role on the Broncos' special teams unit in his four seasons in Denver.

2017 SEASON: **Week 12 vs. New Orleans Saints (11/26):** Started at cornerback...recorded four solo tackles and two passes defended...**Week 11 at Minnesota Vikings (11/19):** Started at cornerback...registered four tackles (two solo)...left game in the third quarter with a concussion...**Week 10 vs. Houston Texans (11/12):** Started at cornerback...played all 70 defensive snaps...tied his career-high with seven tackles (four solo)...recorded one pass defended...**Week 9 at New York Giants (11/5):** Started at cornerback...registered three tackles (two solo)...**Week 7 vs Arizona (10/22):** Started at cornerback...recorded two solo tackles and one pass defended...**Week 6 at Jacksonville (10/15):** Started at cornerback...recorded six solo tackles...**Week 5 vs. Seattle (10/8):** Started at cornerback...tallied three tackles (one solo) and two passes defended... **Week 4 at Dallas (10/1):** Started at cornerback...collected a personal-high seven tackles (six solo)...**Week 3 at San Francisco (9/21):** Declared inactive...**Week 2 vs. Washington (9/17):** Declared inactive...**Week 1 vs. Indianapolis (9/10):** Started at cornerback...recorded two tackles (one solo).

2016 SEASON: Played in 13 games...named a special teams captain by his Denver teammates...notched four special teams tackles...**vs. Carolina (9/8):** Recorded one tackle and one special teams tackle...**at San Diego (10/13):** Notched one pass defended and one special teams tackle.

2015 SEASON: Played in 15 games...tied for the Broncos team lead with nine special teams tackles...played in Denver's three postseason contests, leading the Broncos special teams units en route to the club's Super Bowl 50 victory...**vs. San Diego (1/3/16):** Tallied one tackle and one pass defended...**AFC Championship vs. New England (1/24/16):** Recorded two total tackles and one pass defended.

2014 SEASON: Saw action in 12 regular season games and one postseason contest...compiled 19 total tackles (18 solo) and four special teams stops...**at New York Jets (10/12):** Compiled a season-high four solo tackles...**vs. Miami (11/23):** Matched a season-high with four solo tackles.

2013 SEASON: Started two-of-14 games played in his rookie season...finished the campaign with 38 tackles (34 solo), nine passes defended, one forced fumble and two special teams tackles...also appeared in three postseason games...**at New York Giants (9/15):** Recorded two special teams tackles...**vs. Dallas (10/6):** Made his first career start...forced a WR Dez Bryant fumble, which lead to a Broncos touchdown...**vs. Jacksonville (10/13):** Notched his first career interception when he picked off Jaguars QB Chad Henne, returning it 10 yards, setting up a Denver touchdown on the ensuing drive.

COLLEGE: Started 32-of-49 in four seasons at South Florida...finished his career with 190 tackles (136 solo)...added two sacks for a loss of 39 yards as well as three interceptions...also tallied four forced fumbles and two fumble recoveries...was named first-team All-Big East as a senior in 2012, a season in which he became the Big East's only cornerback to lead his team in tackles...named second-team All-Big East as a junior after notching two interceptions.

PERSONAL: Played on offense and defense Monsignor Pace High School in Opa-locka, Fla...was a three-time All-Dade County selection...as a senior, recorded eight receiving touchdowns on offense as well as 65 tackles and seven forced fumbles on defense...graduated from USF with a health science degree.

KAYVON WEBSTER NFL STATISTICS

REGULAR SEASON

Year	Team	G/S	Tackles				Sk	Yds	Interceptions			TD	Fumbles			Yds
			Total	Solo	Asst				Int	Yds	Lg		PD	FF	FR	
2013	Denver	14/2	38	34	4	0.0	0.0	1	10	10	0	9	1	0	0	
2014	Denver	12/0	19	18	1	0.0	0.0	0	0	0	0	2	0	0	0	
2015	Denver	15/0	2	2	0	0.0	0.0	0	0	0	0	2	0	0	0	
2016	Denver	13/0	5	4	1	0.0	0.0	0	0	0	0	1	0	0	0	
2017	RAMS	9/9	38	28	10	0.0	0.0	0	0	0	0	6	0	0	0	
Totals		63/11	102	86	16	0.0	1	10	10	10	0	20	1	0	0	

ADDITIONAL CAREER STATISTICS: Special teams tackles: Broncos: 2016 (4), 2015 (9), 2014 (4), 2013 (4).

SINGLE GAME HIGHS

Total Tackles – 7 (twice), last vs. Houston (11/13/17)
 Interceptions – 1, vs. Jacksonville (10/13/13)
 Pass Defensed- 2, vs. twice, last vs. Seattle (10/8/17)

KAYVON WEBSTER GAME-BY-GAME STATISTICS

2017 LOS ANGELES RAMS

Game	W/L	P/S	T	S	A	Sk	Yds	Int	Yds	Lg	TD	PD	FF	FR	Yds
IND 9/10	W	1/1	2	1	1	0.0	0.0	0	0	0	0	0	0	0	0
WAS 9/17	L	0/0													
@SF 9/21	W	0/0				Inactive									
@DAL 10/1	W	1/1	7	6	1	0	0	0	0	0	0	0	0	0	0
SEA 10/8	L	1/1	3	1	2	0	0	0	0	0	2	0	0	0	0
@JAC 10/15	W	1/1	6	6	0	0	0	0	0	0	0	0	0	0	0
ARI 10/22	W	1/1	2	2	0	0	0	0	0	0	1	0	0	0	0
@NYG 11/5	W	1/1	3	2	1	0	0	0	0	0	0	0	0	0	0
HOU 11/12	W	1/1	7	4	3	0	0	0	0	0	1	0	0	0	0
@MIN 11/19	L	1/1	4	2	2	0	0	0	0	0	0	0	0	0	0
NO 11/26	W	1/1	4	4	0	0	0	0	0	0	2	0	0	0	0
@ARI 12/2	0/0	0/0	0	0	0	0	0	0	0	0	0	0	0	0	0
PHI 12/10	0/0	0/0	0	0	0	0	0	0	0	0	0	0	0	0	0
@SEA 12/17	0/0	0/0	0	0	0	0	0	0	0	0	0	0	0	0	0
@TEN 12/24	0/0	0/0	0	0	0	0	0	0	0	0	0	0	0	0	0
SF 12/31	0/0	0/0	0	0	0	0	0	0	0	0	0	0	0	0	0
TOTALS	8-3	9/9	38	28	10	0.0	0.0	0	0	0	6	0	0	0	0

2016 DENVER BRONCOS

Game	W/L	P/S	T	S	A	Sk	Yds	Int	Yds	Lg	TD	PD	FF	FR	Yds
CAR 9/8	W	1/0	1	1	0	0.0	0	0	0	0	0	0	0	0	0
IND 9/18	W	1/0	1	0	1	0.0	0	0	0	0	0	0	0	0	0
@CIN 9/25	W	1/0	0	0	0	0.0	0	0	0	0	0	0	0	0	0
@TB 10/2	W	1/0	0	0	0	0.0	0	0	0	0	0	0	0	0	0
ATL 10/9	L	0/0											Inactive		
@SD 10/13	L	1/0	0	0	0	0.0	0	0	0	0	0	0	0	1	0
HOU 10/24	W	1/0	1	1	0	0.0	0	0	0	0	0	0	0	0	0
SD 10/30	W	1/0	1	1	0	0.0	0	0	0	0	0	0	0	0	0
@OAK 11/6	L	0/0											Inactive		
@NO 11/13	W	1/0	1	0	1	0.0	0	0	0	0	0	0	0	0	0
KC 11/27	L	1/0	0	0	0	0.0	0	0	0	0	0	0	0	0	0
@JAX 12/4	W	1/0	0	0	0	0.0	0	0	0	0	0	0	0	0	0
@TEN 12/11	L	1/0	0	0	0	0.0	0	0	0	0	0	0	0	0	0
NE 12/18	L	1/0	0	0	0	0.0	0	0	0	0	0	0	0	0	0
@KC 12/24	L	1/0	0	0	0	0.0	0	0	0	0	0	0	0	0	0
OAK 1/1/17	W	0/0	0	0	0	0.0	0	1	0	0	0	0	0	0	0
TOTALS	9-7	13/0	5	4	1	0.0	0	0	0	0	0	1	0	0	0

2015 DENVER BRONCOS

Game	W/L	P/S	T	S	A	Sk	Yds	Int	Yds	Lg	TD	PD	FF	FR	Yds
BAL 9/13	W	1/0	0	0	0	0.0	0.0	0	0	0	0	0	0	0	0
@KC 9/17	W	1/0	0	0	0	0.0	0.0	0	0	0	0	0	0	0	0
@DET 9/27	W	0/0	0	0	0	0.0	0.0	0	0	0	0	0	0	0	0
MIN 10/4	W	1/0	0	0	0	0.0	0.0	0	0	0	0	0	0	0	0
@OAK 10/11	W	1/0	0	0	0	0.0	0.0	0	0	0	1	0	0	0	0
@CLE 10/18	W	1/0	0	0	0	0.0	0.0	0	0	0	0	0	0	0	0
GB 11/1	W	1/0	0	0	0	0.0	0.0	0	0	0	0	0	0	0	0
@IND 11/8	L	1/0	1	1	0	0.0	0.0	0	0	0	0	0	0	0	0
KC 11/15	L	1/0	0	0	0	0.0	0.0	0	0	0	0	0	0	0	0
@CHI 11/22	W	1/0	0	0	0	0.0	0.0	0	0	0	0	0	0	0	0
NE 11/29	W	1/0	0	0	0	0.0	0.0	0	0	0	0	0	0	0	0
@SD 12/6	W	1/0	0	0	0	0.0	0.0	0	0	0	0	0	0	0	0
OAK 12/13	L	1/0	0	0	0	0.0	0.0	0	0	0	0	0	0	0	0
PIT 12/20	L	1/0	0	0	0	0.0	0.0	0	0	0	0	0	0	0	0
CIN 12/28	W	1/0	0	0	0	0.0	0.0	0	0	0	0	0	0	0	0
SD 1/3/16	W	1/0	1	1	0	0.0	0.0	0	0	0	1	0	0	0	0
TOTAL	12-4	15/0	2	2	0	0.0	0.0	0	0	0	2	0	0	0	0
POSTSEASON															
PIT 1/17/16	W	1/0	0	0	0	0.0	0.0	0	0	0	0	0	0	0	0
NE 1/24/16	W	1/0	2	2	0	0.0	0.0	0	0	0	1	0	0	0	0
CAR 2/7/16	W	1/0	0	0	0	0.0	0.0	0	0	0	0	0	0	0	0
TOTAL	3-0	3/0	2	2	0	0.0	0.0	0	0	0	1	0	0	0	0

2014 DENVER BRONCOS

Game	W/L	P/S	T	S	A	Sk	Yds	Int	Yds	Lg	TD	PD	FF	FR	Yds
IND 9/7	W	0/0													
KC 9/14	W	1/0	2	2	0	0.0	0	0	0	0	0	0	0	0	0
@SEA 9/21	L	1/0	2	2	0	0.0	0	0	0	0	0	0	0	0	0
ARI 10/5	W	1/0	0	0	0	0.0	0	0	0	0	0	0	0	0	0
@NYJ 10/12	W	1/0	4	4	0	0.0	0	0	0	0	0	0	0	0	0
SF 10/19	W	1/0	2	1	1	0.0	0	0	0	0	0	0	0	0	0
SD 10/23	W	1/0	1	1	0	0.0	0	0	0	0	0	0	0	0	0
@NE 11/2	L	1/0	2	2	0	0.0	0	0	0	0	0	0	0	0	0
@OAK 11/9	W	1/0	0	0	0	0.0	0	0	0	0	0	0	0	0	0
@STL 11/16	L	1/0	0	0	0	0.0	0	0	0	0	0	0	0	0	0
MIA 11/23	W	1/0	4	4	0	0.0	0	0	0	0	0	0	0	0	0
@KC 11/30	W	0/0											Inactive		
BUF 12/7	W	0/0											Inactive		
@SD 12/14	W	0/0											Inactive		
@CIN 12/22	L	1/0	0	0	0	0.0	0	0	0	0	0	0	0	0	0
OAK 12/28	W	1/0	2	2	0	0.0	0	0	0	0	0	2	0	0	0
TOTALS	12/4	12/0	19	18	1	0.0	0	0	0	0	0	2	0	0	0
POSTSEASON															
PIT 1/17/16	L	1/0	0	0	0	0.0	0.0	0	0	0	0	0	0	0	0
TOTALS	0-1	1/0	0	0	0	0.0	0.0	0	0	0	0	0	0	0	0

2013 DENVER BRONCOS

Game	W/L	P/S	T	S	A	Sk	Yds	Int	Yds	Lg	TD	PD	FF	FR	Yds
BAL 9/5	W	1/0	1												



93 | ETHAN WESTBROOKS

Position:	Defensive Tackle
Ht./Wt.:	6-4/283
Birth Date:	11/15/90
College:	West Texas A&M
Hometown:	Oakland, Calif.
Experience:	4th year (4th Rams)
Acquired:	FA-2014

Career GP/GS (Playoffs): 46/6 (0/0)



TRANSACTIONS: Signed a contract extension with the Rams (9/11/17)...signed to Rams active roster (8/29/14)...signed with the Rams as an undrafted rookie free agent (5/12/14).

PRO: Third-year pro has played in 46 games, starting six at defensive end...collected 109 tackles (60 solo), three sacks, and one defensive touchdown.

2017 SEASON: **Week 12 vs. New Orleans Saints (11/26):** Started at defensive end...registered one assisted tackle...**Week 11 at Minnesota Vikings (11/19):** Started at defensive end...tallied three tackles (two solo)...**Week 10 vs. Houston Texans (11/12):** Started at defensive tackle...tallied four tackles (two solo)...recorded one tackle for loss...**Week 9 at New York Giants (11/5):** Subbed in at defensive end...recorded one tackle...**Week 7 vs Arizona (10/22):** Subbed in at defensive end...tallied two tackles (one solo)...recorded one sack and one quarterback hit...**Week 6 at Jacksonville (10/15):** Subbed in at defensive end...recorded one solo tackle...**Week 5 vs. Seattle (10/8):** Subbed in at defensive end...recorded one solo tackle...**Week 4 at Dallas (10/1):** Recorded three tackles (one solo)...**Week 3 at San Francisco (9/21):** Subbed in at defensive end...played 13 defensive snaps...recorded one solo tackle...**Week 2 vs. Washington (9/17):** Logged one solo tackle and one pass defended...**Week 1 vs. Indianapolis (9/10):** Started at defensive end...recorded three tackles (two solo)...also tallied one sack

2016 SEASON: Saw action in every game this season while making two starts at defensive end...posted career-highs in tackles (46), solo tackles (26), assisted tackles (20), passes defended (2), and scored his first touchdown of his career...**at Tampa Bay (9/25):** Recorded his first career touchdown after recovering a fumble 77 yards to the end zone...also racked up five tackles (one solo), and three quarterback pressures...**at Arizona (10/2):** Made his first career start...recorded three tackles (one solo)...pressured the quarterback three times...contributed to a defense that forced five turnovers...**vs. Buffalo (10/9):** Started his second consecutive game at defensive end...sacked quarterback Tyrod Taylor for a five yard loss...marked his first sack of the season, and third of his career...recorded two tackles (one solo), had one pass defended, and pressured the quarterback five times...**vs. New York Giants (10/23):** Registered five tackles (one solo)...recorded two hits on QB Eli Manning...**vs. Carolina (11/6):** Recorded four tackles (one solo) and one pass defended...**vs. Atlanta (12/11):** Recorded four solo tackles...pressured and hit QB Matt Ryan once.

2015 SEASON: Played in 11 games...notched 30 tackles (17 solo) and 2.0 sacks...**vs. Tampa Bay (12/17):** Saw action on defense and special teams...notched a personal best six tackles (four solo)...**vs. Chicago (11/15):** Made four tackles (one solo)...**at Minnesota (11/8):** Registered two tackles (one solo)...tallied two quarterback pressures and one quarterback hit...**vs. San Francisco (11/1):** Registered a sack for the second consecutive week...also made two tackles and was credited with a quarterback pressure and a quarterback hit...**vs. Cleveland (10/25):** Recorded his first career sack for a loss of eight yards...also made two tackles (one solo) and had two quarterback hits...**at Green Bay (10/11):** Declared inactive...**at Arizona (10/4):** Made three tackles (two solo) and had one quarterback hit...**vs. Pittsburgh (9/27):** Made two solo tackles and had one quarterback pressure...**at Washington (9/20):** Saw action on defense...made three tackles (two solo)...also had one quarterback pressure...**vs. Seattle (9/13):** Saw action at defensive end, recorded three tackles (one solo)...also had one quarterback pressure.

2014 SEASON: Played in six games...**at Tampa Bay (9/14):** Made his NFL debut...saw action on defense and special teams...tallied one assisted tackle...**vs. Dallas (9/21):** Saw action on defense...recorded four tackles (one solo)...**at Philadelphia (10/5):** Saw action at defensive end and on special teams...registered four tackles (three solo)...also had three quarterback pressures and one hit...**vs. Denver (11/16):** Saw action on defense and special teams...made two tackles (one solo) on defense...**at San Diego (11/23):** Saw action on defense and special teams...recorded one assisted tackle.

COLLEGE: Earned first team all-conference honors as he led the team with 19.5 tackles for loss...was second in the conference in tackles for loss and led the team with 10 quarterback hurries...in 2012, was named the Ron Lenz Division II National Defensive Player of the Year as he had 19.5 sacks, coming within one sack of the NCAA Division II record, and as he earned multiple All-America accolades...began collegiate career at Sacramento City College where he earned all-league honors all-conference accolades and all-state in 2011.

PERSONAL: Played at Franklin High School where he earned all-league and all-conference honors...also participated in track and field as he threw the shot put and discus...mother is Trisha Warren...has seven siblings...majored in nursing with a business minor at West Texas A&M...participated in many community events, including the 6th Annual Playground Build at Marygrove, St. Louis Rams Training Academy Youth Camp and the United Way Kickoff for Charity Luncheon...has three children, Karina, Elijah and London.



77 | ANDREW WHITWORTH

Position:	Left Tackle
Ht./Wt.:	6-7/333
Birth Date:	12/12/81
College:	Louisiana State
Hometown:	Monroe, LA.
Experience:	12th year (1st Rams)
Acquired:	FA-2017

Career GP/GS (Playoffs): 179/175 (6/6)



TRANSACTIONS: Signed with Rams as a free agent (3/9/17)...signed contract extension with Bengals (9/23/15)...signed contract extension with Bengals (8/31/11)...signed contract extension with Bengals (7/27/08)...signed with Bengals (7/29/06)...selected by Cincinnati in the second round of 2006 NFL Draft (55th overall).

PRO: Twelve-year pro has competed in 179 games with 175 starts...versatile left tackle who has also seen action at left guard...three-time NFL Pro Bowler (2013, 2016, 2017)...*The Associated Press* All-Pro team in 2015...recorded three seasons with allowing only one sack or less (2007, 2014, 2016)...registered eight seasons (2006-2007, 2009, 2011-2015) in which his pass blocking has produced a 1,000 yard receiver (T.Houshmandzadeh: 2006 & 2007; C.Johnson: 2006, 2007, 2009; A.Green: 2011 & 2013, B. Green-Ellis: 2012; J. Hill: 2014)...registered five seasons in which he blocked for three different 1,000-yard rushers (R.Johnson: 2006, C.Benson: 2009-2011, B.Green-Ellis: 2012).



2017 SEASON: Week 12 vs. New Orleans Saints (11/26): Started at left tackle...helped protect QB Jared Goff who threw for 354 yards, his second-highest single game output of his career...**Week 11 at Minnesota Vikings (11/19):** Started at left tackle...played all 59 offensive snaps...**Week 10 vs. Houston Texans (11/12):** Started at left tackle...paved the way for RB Todd Gurley who averaged 6.2 yards per carry...**Week 9 at New York Giants (11/5):** Goff had zero hits or sacks and threw for 311 yards and 4 touchdowns...**Week 7 vs Arizona (10/22):** Started at left tackle...gave QB Jared Goff time in the pocket allowing him to throw for 235 yards and a touchdown...**Week 6 at Jacksonville (10/15):** Started at left tackle...played all 59 offensive snaps...**Week 5 vs. Seattle (10/8):** Started at left tackle...played all 74 offensive snaps...**Week 4 at Dallas (10/1):** Started at tackle...played all 69 offensive snaps...helped give QB Jared Goff time in the pocket to throw for 255 yards and two touchdowns...**Week 3 at San Francisco (9/21):** Started at left tackle...played all 67 offensive snaps, and paved the way for RB Todd Gurley who scored three total touchdowns...**Week 2 vs. Washington (9/17):** Started at left tackle...played all 50 offensive snaps...**Week 1 vs. Indianapolis (9/10):** Started at left tackle and provided time for QB Jared Goff to throw for a career-best 306 yards.

2016 SEASON: Started all 16 regular season games at left tackle...earned a Pro Bowl nod for the second-consecutive season, third time in his career...**at New York Jets (9/11):** Contributed to an offensive line unit that helped QB Andy Dalton throw for 366 yards...**at Pittsburgh (9/18):** Blocked the blindside of QB Andy Dalton to produce 366 yards through the air...**vs. Denver (9/25):** Blocked for a rushing attack that totaled 143 net yards...**vs. Miami (9/29):** Helped the offense control possession for 38:02.

2015 SEASON: Started at left tackle in all 16 regular season games, including one playoff start in an AFC Wild Card match-up versus Pittsburgh...received Pro Bowl honors for the second time in his career...named to the All-Pro team by the *Associated Press*...**vs. San Diego (9/20):** Recorded second-straight game without allowing a sack...paved the way for an offensive unit that produced a 175-yard rushing output...**vs. Kansas City (10/4):** Contributed to an offensive line that allowed no sacks...helped guide Bengals to their first game in franchise history with more than 300 net passing yards (321) and four rushing touchdowns...**vs. Seattle (10/11):** Helped lead the rally from a 24-7 fourth-quarter deficit as Bengals became first team since Week 15 of the 2010 season to win after trailing by 17 or more in the final period.

2014 SEASON: Started 16 games at left tackle, including an AFC Wild Card playoff contest at Indianapolis...named first-team All-Pro by Peter King's *Monday Morning QB* and second-team All-Pro by *The Associated Press*...part of the protection that allowed no sacks in the first three games of the season, for first time in franchise history...helped lead a pass protection unit that helped the Bengals rank third in NFL in fewest sacks allowed (23) and least sack yardage allowed (130)...supported a rushing attack that ranked sixth in the league with 134.2 yards per game...**vs. Baltimore (10/26):** Helped power the way for three 1-yard touchdown runs in goal line situations, including the game-winning touchdown by QB Andy Dalton on fourth-and-1 play late in fourth quarter...**at Cleveland (12/14):** Contributed to an offense that powered 244 rushing yards, the highest rushing yardage total for the Bengals since Nov. 28, 2004 vs. Cleveland (253 yards)...**vs. Denver (12/22):** Paved the way for the offense to produce 207 rushing yards in a playoff-clinching win.

2013 SEASON: Started all 14 regular season games he appeared in, starting at left tackle and left guard positions, including the Wild Card playoff match-up against San Diego...**vs. New York Jets (10/27):** Contributed to pass protection that allowed only one sack, as QB Andy Dalton threw a career-best five touchdown passes...**vs. San Diego (1/5/14):** Aided a 439-yard offensive output in the AFC Wild Card playoffs.

2012 SEASON: Selected to the Pro Bowl for the first time in his career...helped RB BenJarvus Green-Ellis post an NFL-leading 14 conversions on third-and-1 rushing plays, with only one failure to convert...part of the run-blocking effort for Green-Ellis to gain at least 100 yards four times in a five-game stretch, only second instance of a Bengals back getting four 100-yarders in five games.

2011 SEASON: Started at left tackle in every regular season game, and the AFC Wild Card playoff contest at Houston.

2010 SEASON: Started all 16 games at the left tackle position...helped Cincinnati's offense rank second in the AFC and sixth in the NFL in fewest sacks allowed per passing attempt (one every 22.07 passing attempts).

2009 SEASON: Voted by teammates as a team captain...guided team to a single-season record of eight games with a 100-yard rusher, including an individual club mark of six by RB Cedric Benson...**at Baltimore (10/11):** Assisted RB Cedric Benson (27-for-120) to become first player in 40 games to rush for 100 yards against Baltimore...**vs. Chicago (10/25):** Paved the way for RB Cedric Benson's career-high 189 rushing yard output, while also aiding a sack-free performance up front...**vs. New York Jets (1/9/10):** Guided RB Cedric Benson to a Bengals postseason-record 169 rushing yards in an AFC Wild Card playoff game.

2008 SEASON: Started the first 10 games at left guard, but suffered a season-ending ankle injury in Week 11 vs. Philadelphia.

2007 SEASON: Started all 16 games of the regular season at both left tackle and left guard...played on 1,041-of-1,047 offensive team snaps (99.4 percent) as Bengals set club record for fewest sacks allowed (17).

2006 SEASON: Veterans' injuries opened the door for the rookie to make 12 starts among his 16 games played...made 10-of-12 starts at left tackle...**vs. Cleveland (9/17):** Earned first professional start in his second career game, opening at left guard.

COLLEGE: A pillar of the LSU offensive line from 2002-05, Whitworth never missed a game or a practice due to injury...closed career with the second-most starts (52) in NCAA Division I annals...played primarily left tackle and was credited with no sacks allowed as a senior, and only one as a junior...earned All-SEC first-team honors as both a junior and senior, including a consensus nod as a senior...started every game as a sophomore in 2003 as LSU won the BCS national championship with a 13-1 mark...spent five years at LSU, including 2001 redshirt.

PERSONAL: Hometown is West Monroe, La...led West Monroe High School to three Class 5A state football titles, as a freshman, sophomore and senior...graduated from LSU in December 2005 with degree in general studies...former junior tennis champion in Louisiana, and is also an excellent golfer...a Bengals leader in community service, working through his BigWhit 77 Foundation...hosts a fund-raising golf tournament in Louisiana, and enjoys serving as a motivational speaker to youth groups, and is known for having personally reached out to families in need... married to his wife Melissa, with four children (twins Sarah and Drew, Michael, and Katherine).

WHITWORTH'S Games Played Stats: L.A. 2017 (11/11), CIN 2016 (16/16), 2015 (16/16), 2014 (16/16), 2013 (14/14), 2012 (16/16), 2011 (16/16), 2010 (16/16), 2009 (16/16), 2008 (10/10), 2007 (16/16), 2006 (16/12). Postseason Totals: 2009 (1/1), 2011 (1/1), 2012 (1/1), 2013 (1/1), 2014 (1/1), 2015 (1/1). **TOTALS: (179/175).**



63 | DARRELL WILLIAMS

Position:	Tackle
Ht./Wt.	6-5/305
Birth Date:	8/3/93
College:	South Florida
Hometown:	Orlando, Fla.
Experience:	2nd year (2nd Rams)
Acquired:	FA-2015

Career GP/GS (Playoffs): 16/0 (0/0)



TRANSACTIONS: Signed with the Rams as an undrafted free agent (5/7/15).


2017 SEASON: **Week 12 vs. New Orleans Saints (11/26):** Saw action at tackle...**Week 11 at Minnesota Vikings (11/19):** Saw action on offense and special teams...**Week 10 vs. Houston Texans (11/12):** Saw action on special teams...**Week 9 at New York Giants (11/5):** Subbed in at tackle...saw action on special teams...**Week 7 vs Arizona (10/22):** Subbed in at tackle...**Week 6 at Jacksonville (10/15):** Saw action on offense and special teams...**Week 5 vs. Seattle (10/8):** Saw action on three special teams plays...**Week 4 at Dallas (10/1):** Saw action on special teams...**Week 3 at San Francisco (9/21):** Saw action on special teams...**Week 2 vs. Washington:** Contributed on four special teams plays...**Week 1 vs. Indianapolis (9/10):** Saw action on five offensive and eight special teams plays.

2016 SEASON: Placed on reserve/injured (10/2/16).

2015 SEASON: Placed on reserve/injured (11/17/15)...played in five games.

COLLEGE: Appeared in 45 career games with 29 starts...as a senior, started all 12 games at left tackle...helped lead Marlon Mack to just the fourth 1,000-yard rushing season in school history and a school and conference record 275 yards vs. Western Carolina (8/30)...started all 12 games at left tackle as a junior...saw action in eight games as a sophomore with five starts at left tackle...earned first-team all-Central Florida and all-Orange County as a senior at Evans High School in Orlando...was born in Jamaica and moved to the U.S. in the ninth grade...graduated in December (2014) with a degree in communications.

WILLIAMS' Games Played-Starts: RAMS: 2017 (11/0), 2015 (5/0), **TOTALS: (16/0).**



17 | ROBERT WOODS

Position:	Wide Receiver
Ht./Wt.	6-0/193
Birth Date:	4/10/92
College:	Southern California
Hometown:	Gardena, Calif.
Experience:	5th year (1st Rams)
Acquired:	FA-2017

Career GP/GS (Playoffs): 67/57 (0/0)



TRANSACTIONS: Signed by the Rams as a free agent (3/9/17)...selected by the Buffalo Bills in the second round (41st overall) of the 2013 NFL Draft (4/26/13).

PRO: Fifth-year wide receiver is in his first season with the Rams after signing as a free agent prior to the 2017 season...hauled in the third-longest reception in franchise history, a 94-yard touchdown reception from QB Jared Goff vs. Houston (11/12/17)... has played in 67 career games with 57 starts in his career.

2017 SEASON: Week 12 vs. New Orleans Saints (11/26): Declared inactive...**Week 11 at Minnesota Vikings (11/19):** Started at wide receiver...recorded eight catches for 81 yards...left game in the fourth quarter with a shoulder injury... **Week 10 vs. Houston Texans (11/12):** Started at wide receiver...had a career day with eight receptions for 171 yards and two touchdowns... hauled in the third-longest reception in franchise history, a 94-yard touchdown reception from QB Jared Goff...**Week 9 at New York Giants (11/5):** Started at wide receiver...hauled in two touchdowns on 70 yards receiving...notched his first multi-touchdown game of his career...converted a third-and-33 with a 52-yard reception for a TD, only the third, third-and-30+ conversion since 1991. ...**Week 7 vs Arizona (10/22):** Started at wide receiver...recorded five catches for 59 yards...**Week 6 at Jacksonville (10/15):** Started at wide receiver...hauled in five catches for 70 yards (14.0 avg.)...**Week 5 vs. Seattle (10/8):** Started at wide receiver...hauled in five receptions for 66 yards...**Week 4 at Dallas (10/1):** Started at wide receiver...logged two receptions for 17 yards...**Week 3 at San Francisco (9/21):** Started at wide receiver...hauled in six receptions for 108 yards with a long 31-yard reception...marked his fourth 100-plus yard receiving game of his career...**Week 2 vs. Washington (9/17):** Started at wide receiver...logged one reception for eight yards...**Week 1 vs. Indianapolis (9/10):** Started at wide receiver and grabbed three receptions for 53 yards with a long reception of 27 yards.

2016 SEASON: Played in 13 games, started 10...led the Bills with 613 receiving yards...finished second on the team with 51 receptions...**at New England (10/2):** Hauled in seven receptions for 89 yards...**vs. San Francisco (10/16):** Caught five passes for 44 yards and a touchdown...**at Seattle (11/7):** Notched a career-high 10 receptions for 162 yards.

2015 SEASON: Played in 14 games, started nine...ended the year with 47 receptions for 552 yards and three touchdowns...**vs. New England (10/4):** Hauled in three passes for 60 yards and one touchdown...**at Jacksonville (10/25):** Tied a then career-high with nine receptions...added one touchdown on 84 yards receiving.

2014 SEASON: Started 15-of-16 games...finished the season with 65 receptions for 699 yards and five touchdowns...**vs. New England (10/12):** Led the Bills with seven receptions for 78 yards and one touchdown...**vs. New York Jets (10/26):** Set previous career highs with nine catches for 118 yards...also added one touchdown reception.

2013 SEASON: Started 13-of-14 games played...became the first Buffalo rookie receiver with 40 receptions since 2004...led the team in receiving yards three times...**vs. New England (9/8):** Caught his first career touchdown on an 18-yard reception from QB E.J. Manuel...**vs. Baltimore (9/29):** Led the Bills with 80 receiving yards...**at Jacksonville (12/15):** Set career highs with five receptions for 82 yards...all five of his receptions resulted in first downs...notched his third touchdown reception of the season.

COLLEGE: Started 38-of-38 games in his three-year career at USC...finished his career as the Trojans' all-time leader in receptions (252)...currently ranks eighth in program history with 2,930 receiving yards and second in receiving touchdowns (32)...also set the Trojans all-time record for most receptions in a game with 17 (9/3/11) vs. Minnesota...ended his time at USC with 200 total points scored...as a sophomore, led the Pac-12 with 9.3 receptions per game...in 2010, was named the Pac-10's Offensive Freshman of the Year...became the first true freshman wide receiver to start the season opener at wide receiver in the post-World War II era.

PERSONAL: A member of the 2009 USA Today All-USA First Team as a senior at Serra High School in Gardena, Calif., after tallying 15 touchdowns and more than 1,100 receiving yards in addition to eight interceptions on defense while helping the school to a 15-0 record and the California Division III championship...as a junior added 19 receiving touchdowns and seven interceptions on defense...also ran track at Serra, where he won the CIF Division IV 200 and 400-meter races and was a member of the winning 1,600-meter relay team...graduated with a bachelor's degree in policy, planning and development.

ROBERT WOODS NFL STATISTICS

REGULAR SEASON

Year	Team	G/S	Receiving					Rushing				
			No	Yds	Avg	Lg	TD	Att	Yds	Avg	Lg	TD
2013	Buffalo Bills	14/14	40	587	14.7	57	3	2	16	8.0	13	0
2014	Buffalo Bills	16/15	65	699	10.8	37	5	0	0	0.0	0	0
2015	Buffalo Bills	14/9	47	552	11.7	37	3	1	0	0.0	0	0
2016	Buffalo Bills	13/10	51	613	12.0	34	1	1	6	6.0	0	0
2017	RAMS	10/10	47	703	15.0	94t	4	2	12	6.0	8	0
TOTALS		67/57	250	3,154	12.6	94t	16	6	34	5.7	13	0

SINGLE GAME HIGHS

Receptions- 10, at Seattle (11/7/16)
 Reception Yards- 162, at Seattle (11/7/16)
 Touchdowns- 2 (twice), last vs.Houston (11/12/17)
 Longest Reception- 94t, vs. Houston (11/12/17)

ROBERT WOODS GAME-BY-GAME STATISTICS

2017 LOS ANGELES RAMS

Game	W/L	P/S	Receiving					Rushing				
			No	Yds	Avg	Lg	TD	Att	Yds	Avg	Lg	TD
IND 9/10	W	1/1	3	53	17.7	27	0	0	0	0	0	0
WAS 9/17	L	1/1	1	8	8.0	8	0	0	0	0	0	0
@SF 9/21	W	1/1	6	108	18.0	31	0	0	0	0	0	0
@DAL 10/1	W	1/1	2	17	8.5	19	0	0	0	0	0	0
SEA 10/8	L	1/1	5	66	13.2	20	0	1	8	8.0	8	0
@JAC 10/15	W	1/1	5	70	14.0	22	0	0	0	0	0	0
ARI 10/22	W	1/1	5	59	11.8	17	0	1	4	4.0	4	0
@NYG 11/5	W	1/1	4	70	17.5	52t	2	0	0	0	0	0
HOU 11/12	W	1/1	8	171	21.4	94t	2	0	0	0	0	0
@MIN 11/19	L	1/1	8	81	10.1	23	0	0	0	0	0	0
NO 11/26	W				Inactive							
@ARI 12/2	0/0	0/0	0	0	0.0	0	0	0	0	0	0	0
PHI 12/10	0/0	0/0	0	0	0.0	0	0	0	0	0	0	0
@SEA 12/17	0/0	0/0	0	0	0.0	0	0	0	0	0	0	0
@TEN 12/24	0/0	0/0	0	0	0.0	0	0	0	0	0	0	0
SF 12/31	0/0	0/0	0	0	0.0	0	0	0	0	0	0	0
TOTALS	8-3	10/10	47	703	15.0	94t	4	2	12	6.0	8	0

2016 BUFFALO BILLS

Game	W/L	P/S	Receiving					Rushing				
			No	Yds	Avg	Lg	TD	Att	Yds	Avg	Lg	TD
@BAL 9/11	L	1/1	4	20	5.0	9	0	0	0	0.0	0	0
NYJ 9/15	L	1/1	1	10	10.0	10	0	0	0	0.0	0	0
ARI 9/25	W	1/1	6	51	8.5	24	0	0	0	0.0	0	0
@NE 10/2	W	1/1	7	89	12.7	23	2	0	0	0.0	0	0
@LA 10/9	W	1/1	2	26	13.0	17	0	0	0	0.0	0	0
SF 10/16	W	1/1	5	44	8.8	18	1	1	6	6.0	6	0
@MIA 10/23	L	0/0					Inactive					
NE 10/30	L	1/0	4	50	12.5	20	0	0	0	0.0	0	0
@SEA 11/7	L	1/1	10	162	16.2	29	0	0	0	0.0	0	0
@CIN 11/20	W	1/1	3	41	13.7	24	0	0	0	0.0	0	0
JAX 11/27	W	0/0					Inactive					
@OAK 12/4	L	0/0					Inactive					
PIT 12/11	L	1/0	1	29	29.0	29	0	0	0	0.0	0	0
CLE 12/18	W	1/1	5	5.0	5.0	5	0	0	0	0.0	0	0
MIA 12/24	L	1/1	3	43	14.3	34	0	0	0	0.0	0	0
@NYJ 1/1/17	L	1/1	4	43	10.8	16	0	0	0	0.0	0	0
TOTALS	7-9	13/10	51	613	12.0	34	1	1	6	6.0	6	0

2015 BUFFALO BILLS

Game	W/L	P/S	Receiving					Rushing				
			No	Yds	Avg	Lg	TD	Att	Yds	Avg	Lg	TD
IND 9/13	W	1/0	2	27	13.5	15	0	0	0	0.0	0	0
NE 9/20	L	1/0	3	60	20.0	32t	1	0	0	0.0	0	0
@MIA 9/27	W	1/0	4	38	9.5	16	0	0	0	0.0	0	0
NYG 10/4	L	1/0	3	33	11.0	17	0	0	0	0.0	0	0
@TEN 10/11	W	1/1	1	6	6.0	6	0	0	0	0.0	0	0
CIN 10/18	L	1/1	4	47	11.8	22	0	0	0	0.0	0	0
@JAX 10/25	L	1/1	9	84	9.3	16t	1	0	0	0.0	0	0
MIA 11/8	W	1/1	0	0	0.0	0	0	1	0	0.0	0	0
@NYJ 11/12	W	1/1	3	19	6.3	10	0	0	0	0.0	0	0
@NE 11/23	L	1/1	4	44	11.0	18	0	0	0	0.0	0	0
@KC 11/29	L	1/1	3	25	8.3	12	0	0	0	0.0	0	0
HOU 12/6	W	1/1	2	19	9.5	17	1	0	0	0.0	0	0
@PHI 12/13	L	1/0	5	106	21.2	37	0	0	0	0.0	0	0
@WAS 12/20	L	1/1	4	44	11.0	17	0	0	0	0.0	0	0
DAL 12/27	W	0/0					Inactive					
NYJ 1/3/16	W	0/0					Inactive					
TOTAL	8-8	14/9	47	552	11.7	37	3	1	0	0.0	0	0

2014 BUFFALO BILLS

Game	W/L	P/S	Receiving					Rushing				
			No	Yds	Avg	Lg	TD	Att	Yds	Avg	Lg	TD
@CHI 9/7	W	1/1	4	78	19.5	32	0	0	0	0.0	0	0
MIA 9/14	W	1/1	1	5	5.0	5	0	0	0	0.0	0	0
SD 9/21	L	1/1	3	19	6.3	15	0	0	0	0.0	0	0
@HOU 9/28	L	1/1	3	17	5.6	13	0	0	0	0.0	0	0
@DET 10/5	W	1/1	3	37	12.3	18	0	0	0	0.0	0	0
NE 10/12	L	1/1	7	78	11.3	35	0	0	0	0.0	0	0
MIN 10/19	W	1/1	4	10	2.5	7	0	0	0	0.0	0	0
@NYJ 10/26	W	1/1	3	50	16.7	25	0	0	0	0.0	0	0
KC 11/9	L	1/1	6	52	8.7	20	0	0	0	0.0	0	0
@MIA 11/13	L	1/1	2	15	7.5	9	0	0	0	0.0	0	0
NYJ 11/23	W	1/1	9	118	13.1	37	1	0	0	0.0	0	0
CLE 11/30	W	1/1	3	71	17.8	34	0	0	0	0.0	0	0
@DEN 12/7	L	1/1	3	36	12.0	17	0	0	0	0.0	0	0
GB 12/14	W	1/1	2	22	11.0	18	0	0	0	0.0	0	0
@OAK 12/21	L	1/1	7	52	7.4	30	1	0	0	0.0	0	0
@NE 12/28	W	1/0	4	39	9.8	20	1	0	0	0.0	0	0
TOTAL	9-7	16/15	65	699	10.8	37	5	0	0	0.0	0	0

2013 BUFFALO BILLS

Game	W/L	P/S	Receiving					Rushing				
			No	Yds	Avg	Lg	TD	Att	Yds	Avg	Lg	TD
NE 9/8	L	1/1	1	18	18.0	18	1	0	0	0.0	0	0
CAR 9/15	W	1/1	4	68	17.0	28	0	1	3	3.0	3	0
@NYJ 9/22	L	1/1	2	35	17.5	29	0	0	0	0.0	0	0
BAL 9/29	W	1/1	4	80	20.0	42t	1	1	13	13.0	13	0
@CLE 10/3	L	1/1	5	64	12.8	24	0	0	0	0.0	0	0
CIN 10/13	L	1/1	2	9	4.5	6	1	0	0	0.0	0	0
@MIA 10/20	W	1/1	3	24	8.0	11	0	0	0	0.0	0	0
@NO 10/27	L	1/1	1	7	7.0	7	0	0	0	0.0	0	0
KC 11/3	L	1/0	4	44	11.0	18	0	0	0	0.0	0	0
@PIT 11/10	L	0/0					Inactive					
NYJ 11/17	W	0/0					Inactive					
ATL 12/1	L	1/1	2	39	19.5	33	0	0	0	0.0	0	0
@TB 12/8	L	1/1	3	20	6.7	9	0	0	0	0.0	0	0
@JAX 12/15	W	1/1	5	82	16.4	20	1	0	0	0.0	0	0
MIA 12/22	W	1/1	3	70	23.3	57	0	0	0	0.0	0	0
@NE 12/29	L	1/1	1	27	27.0	27	0	0	0	0.0	0	0
TOTAL	6-10	14/13	40	587	14.7	57	3	2	16	8.0	13	0



4 | GREG ZUERLEIN

Position:	Kicker
Ht./Wt.:	6-0/191
Birth Date:	12/27/87
College:	Missouri Western
Hometown:	Lincoln, Neb.
Experience:	5th year (5th Rams)
Acquired:	D6-2012

Career GP/GS (Playoffs): 89/0 (0/0)




TRANSACTIONS: Re-signed with the Rams (3/15/17)...selected by St. Louis in the sixth round (150th overall) of the 2012 NFL Draft (4/28/12).

PRO: Fifth-year pro has played in 89 career games...converted 144-of-175 career field goals...leads the NFL in scoring with 129 points through Week 11...converted 7-of-7 field goals, setting a franchise record for most field goals in a game in a 2017 Week 4 win at Dallas, earning him NFC special teams POW...set franchise record with 61-yard field goal at Minnesota (11/8/15)...broke the franchise record for 50-plus yard field goals in a season in 2012...made his first 15 field goal attempts of his career, a new franchise record for most consecutive field goals by a rookie...with seven field goals of 50 yards or more, he owns the team record in the category and ranked second all time among NFL rookies following the 2012 season...kicked the longest field goal by a rookie in league history (60 yards)...broke the franchise record for longest field goal (60 yards) and owns three of the four longest field goals in Rams history...became the first kicker in league history to kick a 50-plus and 60-plus yard field goal in the same game (vs. Seattle, 9/30/12).

2017 SEASON: Week 12 vs. New Orleans Saints (11/26): Converted four-of-five field goal attempts...connected on his fifth 50-plus yard field goal of the season...Zuerlein (129) passed former RB Marshall Faulk (128 in 2001) for fifth on the all-time single season point total list...**Week 11 at Minnesota Vikings (11/19):** Connected one-of-one on extra points...leads the league in scoring through Week 12 with 115 points and field goal percentage (96.6)...**Week 10 vs. Houston Texans (11/12):** Converted four-of-four field goals from 27, 33, 50, and 33 yards...**Week 9 at New York Giants (11/5):** Converted three-of-three field goals including a long of 47 yards...remains perfect on PATs this season after going six-for-six against the Giants...**Week 7 vs Arizona (10/22):** Converted four-of-four on field goals including a long of 53-yards...**Week 6 at Jacksonville (10/15):** Converted two-for-two on field goals 56-yard field goal... **Week 5 vs. Seattle (10/8):** Converted a 35-yard field goal and connected on 19-consecutive field goal attempts dating back to 12/4/16, the longest and tied for second-longest in franchise history. Former K Jeff Wilkins made 2003 after connecting on 30-consecutive FG attempts from 199-2001...**Week 4 at 7-of-7 field goals,** setting a franchise record for most field goals in a game earning POW...passed RB Marshall Faulk for fifth on the Rams' all-time scoring list...**Week 3 at San Francisco (9/21):** Converted two field goals with a long from 48 yards...successfully kicked five PATs... Zuerlein (512) passed WR Isaac Bruce (510) for sixth on the Rams' All-Time list. He trails RB Marshall Faulk (524) for fifth....**Week 2 vs. Washington (9/17):** Converted two-for-two field goals with a long from 40 yards...successfully kicked two PATs...**Week 1 vs. Indianapolis (9/10):** Converted three-for-three on field goal attempts...made a 50-yard field goal in the first quarter. His 19th career field goal of 50-plus yards...connected on all five PATs.

Converted 7-of-7 Field Goal Attempts and two PATs on his way to being named NFC Special Teams Player of the Week



including a season-long had one failed attempt...gest streak of his career 19-consecutive FGs in **Dallas (10/1):** Converted him NFC special teams

2016 SEASON: Finished with an 86.3 field goal percentage (19-of-22)...went perfect on the year in extra points (23-of-23)...currently ranks eighth in franchise history in total points scored (479)...**vs. Seattle (9/18):** Converted three-of-three field goals...**at Tampa Bay (9/25):** Converted on a 53-yard field goal, while tallying seven kickoffs, all of which were touchbacks...**vs. Buffalo (10/9):** Made four-of-four field goals, including a season-long 54-yard kick...**at New York Jets (11/13):** Scored all nine of the team's points...made three-of-three field goals...now has 454 career points to move past former WR Torry Holt for eighth most career points in franchise history...**vs. Miami (11/20):** Converted a 46-yard field goal...**at New England (12/4):** Converted a 44-yard field goal...**vs. Arizona (1/1):** Went two-for-two on field goal attempts, converting from 37 and 36 yards.

NFC Special Teams Player of Week 4
Greg "The Leg" Zuerlein is the first player in NFL history with a 60-yard and 50-yard field goal in the same game and the only player in league annals to make two field goals over 55 yards in a single game (vs. SEA, 9/30/12).

Named NFC Special Teams Player of the Week, following performance against Denver



2015 SEASON: Converted 20 field goals...**vs. Detroit (12/13):** Converted all three extra point attempts...**vs. Chicago (11/15):** Made field goals of 26 and 38 yards...**at Minnesota (11/8):** Made a 61-yard field goal that set a franchise record for longest field goal in Rams history and is also the longest field goal of the season in the NFL...his 53-yard conversion moved him past former Rams K Josh Brown for second-most 50-plus yard field goal conversions in franchise history with 16...also converted field goals of 35 and 45 yards...**vs. San Francisco (11/1):** Made a 38-yard field goal and converted both extra point attempts...**vs. Cleveland (10/25):** Made a 39-yard field goal and an extra point...**at Green Bay (10/11):**

Made a 42-yard field goal and three extra points...**at Arizona (10/4)**: Made a 30-yard field goal and three extra points...**vs. Pittsburgh (9/27)**: Made field goals of 49 and 27 yards...**at Washington (9/20)**: Made a 52-yard field goal and one extra point...**vs. Seattle (9/13)**: Made four extra points and two-of-two field goals including a 37-yard game-winner in overtime.

2014 SEASON: Finished the season converting 24-of-30 field goals and 34 extra points for 106 total points...converted five field goals of 50-plus yards for a career-high 71.4 percent...**at Tampa Bay (9/14)**: Converted four field goals of 36, 36, 46 and 38 yards out...the 38-yard field goal came with :38 second remaining in play, to help seal the win...**vs. Denver (11/16)**: Earned NFC Special Teams Player of the Week honors...converted field goal attempts of 37, 29, 22, 55 and 53 yards...**vs. New York Giants (12/21)**: Converted field goal of 51 and 20 yards.

2013 SEASON: **vs. Arizona (9/8)**: Made four-of-four field goals including a 48-yard game winning kick in the fourth quarter...**at Atlanta (9/15)**: Made one field goal from 29 yards...made three-of-three extra points...**at Dallas (9/22)**: Did not attempt any field goals...converted one-of-one extra points...**vs. San Francisco (9/26)**: Made one field goal from 40 yards...**vs. Jacksonville (10/6)**: Converted two-of-two field goals...**at Houston (10/6)**: Made one field goal from 42 yards...converted five-of-five extra points...recorded one special teams tackle...**at Carolina (10/20)**: Converted two-of-two field goals...**vs. Seattle (10/28)**: Converted three-of-four field goals...**vs. Tennessee (11/3)**: Did not convert a 44-yard field goal attempt...**at Indianapolis (11/10)**: Converted one field goal of 32 yards...made five-of-five extra points...**vs. Chicago (11/24)**: Converted field goals from 29 and 40 yards...made four-of-four extra points...**at San Francisco (12/1)**: Converted both field goal attempts from 43 and 34 yards...**at Arizona (12/8)**: Converted one field goal from 44 yards...**vs. New Orleans (12/15)**: Converted two-of-two field goals from 31 and 35 yards...tacked on three extra points...successfully converted an onside kick in the first quarter...**vs. Tampa Bay (12/22)**: Converted three-of-three field goal attempts from 54, 25 and 48 yards...marks a new season long...**at Seattle (12/29)**: Converted one field goal from 36 yards...moved into first place in franchise history in career field goal percentage (49/59, 83.1 percent).

2012 SEASON: Made seven field goals from 50 yards or more...broke the franchise record for 50+ yard field goals in a season...made his first 15 field goal attempts of his career and finished the year 23-for-31 overall...with seven field goals of 50 yards or more, he owns team record in the category and ranks second all time among NFL rookies...kicked the longest field goal by a rookie in league history (60 yds.)...broke the franchise record for longest field goal (60 yds.) and owns three of the four longest field goals in Rams history...in Week 4 became the first kicker in league history to kick a 50-plus and 60-plus yard field goal in the same game...set a new franchise record for most consecutive field goals by a rookie (15)...**at Chicago (9/23)**: Converted his first 50-plus yard field goal of his career, after clearing a 56-yard field goal...kick is good for second longest in franchise history, longest kick in Soldier Field history...scored all of the Rams' points (six) after hitting two-of-two field goals (56, 46)...**vs. Seattle (9/30)**: Converted a 60-yard field goal, which set a new franchise record and marked the second longest kick of the season in the NFL, behind San Francisco's David Aker's who kicked a 63-yard field goal...kicked a career-high four field goals (58, 48, 60, 24)...tied for third place in franchise history for most 50-plus yard field goals made in a season with three...remains perfect on the year in field goals, going 12-for-12, marking the most consecutive field goals made by a Rams rookie in team history...**vs. Arizona (10/4)**: Hit his fourth field goal over 50 yards (53)...**at Miami (10/14)**: Converted 48- and 32-yard field goals in the first quarter to give him 15 consecutive field goals made to start his career...currently 10-for-12 on 40-plus yard field goals...**vs. San Francisco (12/2)**: Sent the team to overtime with a 53-yard field goal...converted a game-winning 54-yard field goal...only three other players have kicked field goals of at least 50 yards to send a game to overtime and then win it (Green Bay's Chris Jacke, 1996; Indianapolis' Mike Vanderjagt, 2002; Denver's Matt Prater, 2011)...he is the first NFL kicker to tie a game with a field goal of 50-plus yards as time expired in the fourth quarter and kick an overtime field goal of 50-plus yards in the same game...set a new NFL record for most field goals of 53 yards or longer (six) after hitting his game-winning 53-yarder, the previous best was set by Jason Hanson with five in 2008...he now has seven field goals of 50-plus yards, he's now one shy of tying Morten Anderson's NFL record of seven set in 1995 and later tied by Jason Hanson in 2008.

COLLEGE: Was named All-American by six different organizations following his senior season...three-time selection to First-Team All-Mid America Intercollegiate Athletic Association and also earned MIAA Special Teams Player of the year as a senior...finished his career at Missouri Western after transferring from Nebraska-Omaha when UNO dropped its football program.

PERSONAL: Played at Pius X High School in Lincoln...All-class, all-state selection as a placekicker as a junior and senior...set state mark for most field goals in a season with 12...converted 43-of-45 PATS and went 12-for-16 on FGs with a long of 52 yards...also lettered in soccer...a 2005 Sports Illustrated preseason high school All-American...majored in business...name is pronounced ZURR-line...participated in many community events, including the Taste of the NFL, Coach Fisher & Friends Celebrity Softball game and the All-Community Team Ticket program - 4th Down Fan Club.

GREG ZUERLEIN NFL STATISTICS

REGULAR SEASON Scoring

Year	Team	GP	FG	FGA	Pct	Lg	Blk	XPM	XPA	Pct	Blk	Pts
2012	RAMS	16	23	31	74.2	60	0	26	26	100.0	0	95
2013	RAMS	16	26	28	92.9	54	0	34	34	100.0	0	112
2014	RAMS	16	24	30	80.0	56	1	34	35	97.1	0	106
2015	RAMS	14	20	30	66.7	61	2	26	28	92.9	1	86
2016	RAMS	16	19	22	86.4	54	0	23	23	100.0	0	80
2017	RAMS	11	32	34	94.1	56	0	33	33	100.0	0	129
TOTALS		89	144	175	82.3	61	3	176	179	98.3	1	608

Field Goals

Year	Team	1-19	Pct	20-29	Pct	30-39	Pct	40-49	Pct	50+	Pct
2012	RAMS	1/1	100.0	4/4	100.0	4/6	66.7	7/7	100.0	7/13	53.8
2013	RAMS	0/0	0	7/7	100.0	10/10	100.0	8/9	88.9	1/2	50.0
2014	RAMS	1/1	100.0	6/7	85.7	10/12	83.3	2/3	66.7	5/7	71.4
2015	RAMS	1/1	100.0	2/2	100.0	9/10	90.0	5/8	62.5	3/9	33.3
2016	RAMS	0/0	0.0	5/5	100.0	9/9	100.0	3/4	75.0	2/4	100.0
2017	RAMS	1/1	100.0	6-6	100.0	9/10	90.0	11/11	100.0	5/6	83.3
TOTALS		4/4	100.0	30/31	96.8	51/57	89.5	36/42	85.7	23/41	56.1

Additional Career Statistics: Special Teams Tackles: RAMS: 2015 (2) 2014 (1), 2013 (1). Total: (4).

SINGLE GAME HIGHS

Field Goals Made- 7, at Dallas (10/1/17)
 Field Goals Attempted- 7, at Dallas (10/1/17)
 Longest- 61, @ Minnesota (11/8/15)

GREG ZUERLEIN GAME-BY-GAME STATISTICS

2017 LOS ANGELES RAMS

Game	W/L	Pts	XP/XPA	FG/FGA	1-19	20-29	30-39	40-49	50+	Kick-By-Kick
IND 9/10	W	14	5/5	3/3	0/0	0/0	1/1	1/1	1/1	50, 35, 44
WAS 9/17	L	8	2/2	2/2	0/0	0/0	1/1	1/1	0/0	32, 40
@SF 9/21	W	11	5/5	2/2	1/1	0/0	0/0	1/1	0/0	48, 19
@DAL 10/1	W	23	2/2	7/7	0/0	1/1	2/2	4/4	0/0	49, 44, 44, 30, 28, 43, 33
SEA 10/8	L	4	1/1	1/2	0/0	0/0	1/2	0/0	0/0	35, 36WR
@JAC 10/15	W	9	3/3	2/2	0/0	1/1	0/0	0/0	1/1	56, 29
ARI 10/22	W	15	3/3	4/4	0/0	1/1	2/2	0/0	1/1	23, 33, 53, 34
@NYG 11/5	W	15	6/6	3/3	0/0	1/1	0/0	2/2	0/0	27, 46, 47
HOU 11/12	W	15	3/3	4/4	0/0	1/1	2/2	0/0	1/1	27, 33, 50, 33
@MIN 11/19	L	1	1/1	0/0	0/0	0/0	0/0	0/0	0/0	
NO 11/26	W	14	2/2	4/5	0/0	1/1	0/0	2/2	1/2	50, 63SH, 46, 49, 26
@ARI 12/2	0	0/0	0/0	0/0	0/0	0/0	0/0	0/0	0/0	
PHI 12/10	0	0/0	0/0	0/0	0/0	0/0	0/0	0/0	0/0	
@SEA 12/17	0	0/0	0/0	0/0	0/0	0/0	0/0	0/0	0/0	
@TEN 12/24	0	0/0	0/0	0/0	0/0	0/0	0/0	0/0	0/0	
SF 12/31	0	0/0	0/0	0/0	0/0	0/0	0/0	0/0	0/0	
TOTALS	8-3	129	33/33	32/34	1/1	6/6	9/10	11/11	5/6	

2016 LOS ANGELES RAMS

Game	W/L	Pts	XP/XPA	FG/FGA	1-19	20-29	30-39	40-49	50+	Kick-By-Kick
@SF 9/12	L	0	0/0	0/0	0/0	0/0	0/0	0/0	0/0	
SEA 9/18	W	9	0/0	3/3	0/0	1/1	1/1	1/1	0/0	39, 28, 47
@TB 9/25	W	7	4/4	1/1	0/0	0/0	0/0	0/0	1/1	53
@ARI 10/2	W	5	2/2	1/1	0/0	1/1	0/0	0/0	0/0	29
BUF 10/9	L	13	1/1	4/4	0/0	1/1	2/2	0/0	1/1	37, 32, 54, 22
@DET 10/16	L	4	4/4	0/0	0/0	0/0	0/0	0/0	0/0	
NYG 10/23	L	4	1/1	1/1	0/0	0/0	1/1	0/0	0/0	36
CAR 11/6	L	4	1/1	1/3	0/0	1/1	0/0	0/0	0/2	55WR, 55WR, 25
@NYJ 11/13	W	9	0/0	3/3	0/0	1/1	2/2	0/0	0/0	20, 38, 34
MIA 11/20	L	4	1/1	1/2	0/0	0/0	0/0	1/2	0/0	46, 48LU
@NO 11/27	L	3	3/3	0/0	0/0	0/0	0/0	0/0	0/0	
@NE 12/4	L	4	1/1	1/1	0/0	0/0	0/0	1/1	0/0	44
ATL 12/11	L	2	2/2	0/0	0/0	0/0	0/0	0/0	0/0	
@SEA 12/15	L	3	0/0	1/1	0/0	0/0	1/1	0/0	0/0	36
SF 12/24	L	3	3/3	0/0	0/0	0/0	0/0	0/0	0/0	
ARI 1/1/17	L	6	0/0	2/2	0/0	0/0	2/2	0/0	0/0	37, 36
TOTALS	4-12	80	23/23	19/22	0/0	5/5	9/9	3/4	2/4	

GREG ZUERLEIN GAME-BY-GAME STATISTICS CONTINUED

2015 ST. LOUIS RAMS										
Game	W/L	Pts	XP/XPA	FG/FGA	1-19	20-29	30-39	40-49	50+	Kick-By-Kick
SEA 9/13	W	10	4/4	2/2	0/0	0/0	2/2	0/0	0/0	33, 37
@WAS 9/20	L	4	1/1	1/1	0/0	0/0	0/0	0/0	1/1	52
PIT 9/27	L	6	0/0	2/2	0/0	1/1	0/0	1/1	0/0	49, 27
@ARI 10/4	W	6	3/3	1/1	0/0	0/0	1/1	0/0	0/0	30
@GB 10/11	L	4	1/1	1/4	0/0	0/0	0/0	1/1	0/3	42, 50B, 53WL, 63WL
CLE 10/25	W	6	3/3	1/3	0/0	0/0	1/2	0/0	0/1	39, 63WR, 35WR
SF 11/1	W	5	2/2	1/2	0/0	0/0	1/1	0/1	0/0	38, 40B
@MIN 11/8	L	12	0/0	4/5	0/0	0/0	1/1	1/2	2/2	61, 35, 45, 48WR, 53
CHI 11/15	L	7	1/1	2/2	0/0	1/1	1/1	0/0	0/0	26, 38
@BAL 11/22	L	1	1/2	0/0	0/0	0/0	0/0	0/0	0/1	52WR
@CIN 11/29	L				Inactive					
ARI 12/6	W				Inactive					
DET 12/13	W	3	3/3	0/0	0/0	0/0	0/0	0/0	0/0	0/0
TB 12/17	W	7	4/4	1/1	1/1	0/0	0/0	0/0	0/0	19
@SEA 12/27	W	5	2/3	1/1	0/0	0/0	0/0	1/1	0/0	42
@SF 1/3/16	L	10	1/1	3/5	0/0	0/0	2/2	1/2	0/1	33, 32, 44, 52WR, 48B
TOTAL	7-9	71	23/24	20/30	1/1	2/2	9/10	5/8	3/9	

2014 ST. LOUIS RAMS										
Game	W/L	Pts	XP/XPA	FG/FGA	1-19	20-29	30-39	40-49	50+	Kick-By-Kick
MIN 9/8	L	6	0/0	2/3	0/0	0/0	0/0	1/1	1/2	50WL, 56, 46
@TB 9/14	W	13	1/1	4/4	0/0	0/0	3/3	1/1	0/0	36, 35, 46, 38
DAL 9/21	L	7	4/4	1/1	0/0	1/1	0/0	0/0	0/0	28
@PHI 10/5	L	4	4/4	0/0	0/0	0/0	0/0	0/0	0/0	
SF 10/13	L	5	2/2	1/1	0/0	0/0	1/1	0/0	0/0	38
SEA 10/19	W	4	4/4	0/1	0/0	0/0	0/0	0/0	0/1	52
@KC 10/26	L	1	1/1	0/1	0/0	0/0	0/1	0/0	0/0	38WR
@SF 11/2	W	7	1/1	2/2	0/0	0/0	2/2	0/0	0/0	37, 39
@ARI 11/9	L	2	2/2	0/0	0/0	0/0	0/0	0/0	0/0	
DEN 11/16	W	16	1/1	5/5	0/0	2/2	1/1	0/0	2/2	37, 29, 22, 55, 53
@SD 11/23	L	6	3/3	1/2	0/0	1/1	0/0	0/1	0/0	22, 46B
OAK 11/30	W	10	7/7	1/1	0/0	0/0	1/1	0/0	0/0	38
@WAS 12/7	W	4	1/2	1/3	0/0	0/1	1/2	0/0	0/0	28WR, 38WR, 34
ARI 12/11	L	6	0/0	2/2	1/1	1/1	0/0	0/0	0/0	24, 19
NYG 10/21	L	9	3/3	2/2	0/0	1/1	0/0	0/0	1/1	51, 20
@SEA 10/28	L	6	0/0	2/2	0/0	0/0	1/1	0/0	1/1	33, 52
TOTAL	6-10	106	34/35	24/30	1/1	6/7	10/12	2/3	5/7	

2013 ST. LOUIS RAMS										
Game	W/L	Pts	XP/XPA	FG/FGA	1-19	20-29	30-39	40-49	50+	Kick-By-Kick
ARI 9/9	W	13	1/1	4/4	0/0	1/1	2/2	1/1	0/0	36, 25, 38, 48
@ATL 9/15	L	6	3/3	1/1	0/0	1/1	0/0	0/0	0/0	29
@DAL 9/22	L	1	1/1	0/0	0/0	0/0	0/0	0/0	0/0	
SF 9/26	L	3	0/0	1/1	0/0	0/0	0/0	1/1	0/0	40
JAC 10/6	W	10	4/4	2/2	0/0	0/0	2/2	0/0	0/0	32, 37
@HOU 10/13	W	8	5/5	1/1	0/0	0/0	0/0	1/1	0/0	42
@CAR 10/20	L	7	1/1	2/2	0/0	1/1	0/0	1/1	0/0	28, 42
SEA 10/28	L	9	0/0	3/4	0/0	2/2	1/1	0/0	0/1	33, 28, 27, 50WR
TEN 11/3	L	3	3/3	0/1	0/0	0/0	0/0	0/1	0/0	44WR
@IND 11/10	W	8	5/5	1/1	0/0	0/0	1/1	0/0	0/0	32
CHI 11/24	W	10	4/4	2/2	0/0	1/1	0/0	1/1	0/0	29, 40
@SF 12/1	L	7	1/1	2/2	0/0	0/0	1/1	1/1	0/0	43, 34
@ARI 12/8	L	4	1/1	1/1	0/0	0/0	0/0	1/1	0/0	44
NO 12/15	W	9	3/3	2/2	0/0	0/0	2/2	0/0	0/0	31, 35
TB 10/22	W	11	2/2	3/3	0/0	1/1	0/0	1/1	1/1	54, 25, 48
@SEA 10/29	L	3	0/0	1/1	0/0	0/0	1/1	0/0	0/0	36
TOTAL	7-9	112	34/34	26/28	0/0	7/7	10/10	8/9	1/2	

2012 ST. LOUIS RAMS										
Game	W/L	Pts	XP/XPA	FG/FGA	1-19	20-29	30-39	40-49	50+	Kick-By-Kick
@DET 9/9	L	11	2/2	3/3	0/0	1/1	0/0	2/2	0/0	48, 29, 46
WAS 9/16	W	11	2/2	3/3	0/0	0/0	2/2	1/1	0/0	9, 33, 42
@CHI 9/23	L	6	0/0	2/2	0/0	0/0	0/0	1/1	1/1	56, 46
SEA 9/30	W	13	1/1	4/4	0/0	1/1	0/0	1/1	2/2	58, 48, 60, 24
ARI 10/4	W	5	2/2	1/1	0/0	0/0	0/0	0/0	1/1	53
@MIA 10/14	L	6	0/0	2/5	0/0	0/0	1/2	1/1	0/2	48, 32, 52WL, 37WL, 66WL
GB 10/21	L	8	2/2	2/2	0/0	0/0	0/0	1/1	1/1	50, 43
NE 10/28	L	1	1/1	0/0	0/0	0/0	0/0	0/0	0/0	
@SF 11/11	T	6	3/3	1/2	0/0	1/1	0/0	0/0	0/1	27, 58WR
NYJ 11/18	L	1	1/1	0/0	0/0	0/0	0/0	0/0	0/0	
@ARI 11/25	W	7	4/4	1/2	1/1	0/0	0/1	0/0	0/0	35WL, 19
SF 12/2	W	6	0/0	2/3	0/0	0/0	0/0	0/0	2/3	58WR, 53, 54
@BUF 12/9	W	1	1/1	0/0	0/0	0/0	0/0	0/0	0/0	
MIN 12/16	L	2	2/2	0/0	0/0	0/0	0/0	0/0	0/1	57WR
@TB 12/23	W	4	4/4	0/0	0/0	0/0	0/0	0/0	0/0	
@SEA 12/30	L	7	1/1	2/3	0/0	1/1	1/1	0/0	0/1	51WR, 39, 25
TOTAL	7-8-1	95	26/26	23/31	1/1	4/4	4/6	7/7	7/13	



91 | DOMINIQUE EASLEY

Position:	Defensive Tackle
Ht./Wt.	6-2/273
Birth Date:	2/24/92
College:	Florida
Hometown:	Staten Island, N.Y.
Experience:	4th Year (2nd Rams)
Acquired:	FA-2016

Career GP/GS (Playoffs): 38/3 (0/0)



TRANSACTIONS: Signed with the Los Angeles Rams (5/18/16)...drafted by the New England Patriots in the first round (29th overall) of the 2014 NFL Draft.

PRO: Third-year pro has played in 38 games with three starts...racked up 75 career tackles (40 solo), including 6.5 sacks...forced five fumbles in his first three years.

2017 SEASON: Placed on reserve/injured (8/3/17).

2016 SEASON: Played in all 16 games...set career-highs in games played (16), tackles (50) and sacks (2.5)...**at San Francisco (9/12):** Made his Rams debut in the club's season opener...recorded four total tackles...forced RB Sean Draughn to fumble...**at Arizona (10/2):** Registered two tackles and recorded his second forced fumble of the season...**vs. Buffalo (10/9):** Recorded a season-high five tackles (two solo)...split a sack with DT Aaron Donald for his first of the season...**vs. Carolina (11/6):** Compiled a career-high six tackles (three solo)...also added three quarterback pressures on the day...**vs. Miami (11/20):** Notched 2.0 sacks, marked his first career multi-sack game...added three tackles (two solo), in addition to one quarterback pressure and one quarterback hit...**vs. San Francisco (12/24):** Notched five tackles (four solo)...recorded one sack for a loss of five yards...added two quarterback pressures and one quarterback hit.

2015 SEASON: Played in 11 games with one start...tallied 2.0 sacks and 15 tackles (nine solo) before being placed on injured/reserve following the 12/13 game at Houston...**vs. Buffalo (11/23):** Recorded two tackles, one solo and teamed up with Rob Ninkovich to sack Tyrod Taylor for a 1-yard loss on third down...**at Houston (12/13):** Recorded one solo tackle...split a sack on QB Brian Hoyer for an 8-yard loss on third down during the first drive of the game, forcing a Texans punt.

2014 SEASON: Played in 11 games with two starts...placed on reserve/injured (12/17)...registered 1.0 sacks and 10 tackles (seven solo)...**vs. Chicago (10/26):** Started at defensive end and sacked QB Jay Cutler for a four-yard loss...**vs. Cincinnati (10/5):** Made first NFL start at defensive end in the win, finished with one tackle.

COLLEGE: Started 26-of-32 games over his four year career and finished with 81 tackles, 5.5 sacks, 18 tackles for loss, one fumble recovery and one pass defensed.

PERSONAL: Rated the second-best defensive tackle in the country by both Scout.com and Rivals.com during his senior campaign...as a senior, he was credited with 53 tackles, 16 sacks, one fumble recovery and an interception he ran back for a score...received EA Sports All-American honors after leading Curtis High to the 2009 Public Schools Athletic League championship. named Most Valuable Player at the 2010 Under Armour All-American Game...has two sons, Dominique Easley 2 and Arii Earl Easley...majored in general studies.

DOMINIQUE EASLEY NFL STATISTICS

		REGULAR SEASON														
Year	Team	Tackles					Interceptions					Fumbles				Yds
		G/S	Total	Solo	Asst	Sk	Yds	Int	Yds	Lg	TD	PD	FF	FR		
2014	New England	11/1	15	9	6	1.0	4.0	1	0	0	0	1	1	0	0	
2015	New England	11/2	10	7	3	2.0	13.5	0	0	0	0	2	1	0		
2016	RAMS	16/0	50	24	26	3.5	21.5	0	0	0	1	2	0	0		
2017	RAMS	16/0	50	24	26	3.5	21.5	0	0	0	1	2	0	0		
Total		38/3	75	40	35	6.5	39.0	1	0	0	0	2	5	1	0	

DOMINIQUE EASLEY GAME-BY-GAME STATISTICS

2017 LOS ANGELES RAMS

Game	W/L	P/S	T	S	A	Sk	Yds	Int	Yds Lg	TD	PD	FF	FR	Yds
@SF 9/12	L	1/0	4	0	4	0.0	0	0	0	0	0	1	0	0
SEA 9/18	W	1/0	3	3	0	0.0	0	0	0	0	0	0	0	0
@TB 9/25	W	1/0	2	0	2	0.0	0	0	0	0	0	0	0	0
@ARI 10/2	W	1/0	2	1	1	0.0	0	0	0	0	0	1	0	0
BUF 10/9	L	1/0	5	2	3	0.5	3.5	0	0	0	0	0	0	0
@DET 10/16	L	1/0	4	1	3	0.0	0	0	0	0	0	0	0	0
NYG 10/23	L	1/0	2	0	2	0.0	0	0	0	0	0	0	0	0
CAR 11/6	L	1/0	6	3	3	0.0	0	0	0	0	0	0	0	0
@NYJ 11/13	W	1/0	3	1	2	0.0	0	0	0	0	1	0	0	0
MIA 11/20	L	1/0	3	2	1	2.0	13.0	0	0	0	0	0	0	0
@NO 11/27	L	1/0	3	2	1	0.0	0	0	0	0	0	0	0	0
@NE 12/4	L	1/0	0	0	0	0.0	0	0	0	0	0	0	0	0
ATL 12/11	L	1/0	3	3	0	0.0	0	0	0	0	0	0	0	0
@SEA 12/15	L	1/0	3	1	2	0.0	0	0	0	0	0	0	0	0
SF 12/24	L	1/0	5	4	1	1.0	5.0	0	0	0	0	0	0	0
ARI 1/1/17	L	1/0	2	1	1	0.0	0	0	0	0	0	0	0	0
TOTALS	4-12	16/0	50	24	26	3.5	21.5	0	0	- 0	1	2	0	0

2016 LOS ANGELES RAMS

Game	W/L	P/S	T	S	A	Sk	Yds	Int	Yds Lg	TD	PD	FF	FR	Yds
@SF 9/12	L	1/0	4	0	4	0.0	0	0	0	0	0	1	0	0
SEA 9/18	W	1/0	3	3	0	0.0	0	0	0	0	0	0	0	0
@TB 9/25	W	1/0	2	0	2	0.0	0	0	0	0	0	0	0	0
@ARI 10/2	W	1/0	2	1	1	0.0	0	0	0	0	0	1	0	0
BUF 10/9	L	1/0	5	2	3	0.5	3.5	0	0	0	0	0	0	0
@DET 10/16	L	1/0	4	1	3	0.0	0	0	0	0	0	0	0	0
NYG 10/23	L	1/0	2	0	2	0.0	0	0	0	0	0	0	0	0
CAR 11/6	L	1/0	6	3	3	0.0	0	0	0	0	0	0	0	0
@NYJ 11/13	W	1/0	3	1	2	0.0	0	0	0	0	1	0	0	0
MIA 11/20	L	1/0	3	2	1	2.0	13.0	0	0	0	0	0	0	0
@NO 11/27	L	1/0	3	2	1	0.0	0	0	0	0	0	0	0	0
@NE 12/4	L	1/0	0	0	0	0.0	0	0	0	0	0	0	0	0
ATL 12/11	L	1/0	3	3	0	0.0	0	0	0	0	0	0	0	0
@SEA 12/15	L	1/0	3	1	2	0.0	0	0	0	0	0	0	0	0
SF 12/24	L	1/0	5	4	1	1.0	5.0	0	0	0	0	0	0	0
ARI 1/1/17	L	1/0	2	1	1	0.0	0	0	0	0	0	0	0	0
TOTALS	4-12	16/0	50	24	26	3.5	21.5	0	0	- 0	1	2	0	0

2015 NEW ENGLAND PATRIOTS

Game	W/L	P/S	T	S	A	Sk	Yds	Int	Yds Lg	TD	PD	FF	FR	Yds
PIT 9/10	W	1/1	0	0	0	0.0	0.0	0	0	0	0	0	0	0
@BUF 9/20	W	0/0	0	0	0	0.0	0.0	0	0	0	0	0	0	0
JAC 9/27	W	1/0	2	1	1	0.0	0.0	0	0	0	0	0	0	0
@DAL 10/11	W	1/0	2	2	0	0.0	0.0	0	0	0	0	0	0	0
@IND 10/18	W	1/0	1	1	0	0.5	5.5	0	0	0	0	0	0	0
NYJ 10/25	W	1/0	1	1	0	0.0	0.0	0	0	0	0	0	0	0
MIA 10/29	W	1/0	3	1	2	0.0	0.0	0	0	0	0	0	0	0
WAS 11/08	W	1/0	0	0	0	0.0	0.0	0	0	0	0	0	0	0
@NYG 11/15	W	1/0	1	1	0	0.0	0.0	0	0	0	0	0	0	0
BUF 11/23	W	1/0	2	1	1	0.5	0.0	0	0	0	0	0	0	0
@DEN 11/29	L	1/0	1	1	0	0.0	0.0	0	0	0	0	0	0	0
PHI 12/6	L	0/0	0	0	0	0.0	0.0	0	0	0	0	0	0	0
@HOU 12/13	W	1/0	1	1	0	1.0	8.0	0	0	0	0	0	0	0
TEN 12/20	W					Placed on reserve/injured								
TOTALS	12-2	11/1	15	9	6	2.0	13.5	0	0	0	0	0	0	0

2014 NEW ENGLAND PATRIOTS

Game	W/L	P/S	T	S	A	Sk	Yds	Int	Yds Lg	TD	PD	FF	FR	Yds
@MIA 9/7	L	1/0	1	1	0	0.0	0.0	0	0	0	0	0	0	0
@MIN 9/14	W	1/0	1	1	0	0.0	0.0	1	0	0	0	1	0	0
OAK 9/21	W	1/0	0	0	0	0.0	0.0	0	0	0	0	0	0	0
@KC 9/29	L	1/0	2	2	0	0.0	0.0	0	0	0	0	0	0	0
CIN 10/5	W	1/1	1	0	1	0.0	0.0	0	0	0	0	0	0	0
NYJ 10/16	W	0/0	0	0	0	0.0	0.0	0	0	0	0	0	0	0
CHI 10/26	W	1/1	3	1	2	1.0	4.0	0	0	0	0	0	0	0
DEN 11/2	W	1/0	1	1	0	0.0	0.0	0	0	0	0	0	0	0
@IND 11/16	W	1/0	1	1	0	0.0	0.0	0	0	0	0	0	0	0
DET 11/23	W	0/0	0	0	0	0.0	0.0	0	0	0	0	0	0	0
@GB 11/30	L	1/0	0	0	0	0.0	0.0	0	0	0	0	0	0	0
@SD 12/7	W	1/0	0	0	0	0.0	0.0	0	0	0	0	0	0	0
MIA 12/14	W	0/0				Placed on reserve/injured								
TOTALS	10-3	11/2	10	7	3	1.0	4.0	1	0	0	0	1	1	0



38 | CODY DAVIS

Position:	Safety
Ht./Wt.:	6-1/203
Birth Date:	6/6/89
College:	Texas Tech
Hometown:	Stephenville, Texas
Experience:	5th year (5th Rams)
Acquired:	FA-2013

Career GP/GS (Playoffs): 64/5 (0/0)



TRANSACTIONS: Placed on injured reserve (11/3/17)...re-signed with the Rams (3/9/16)...signed to the Rams' active roster (9/27/13)...spent the first four weeks of the season on the Rams' practice squad...signed with the Rams as an undrafted rookie free agent (4/29/13).

PRO: Fourth-year pro has played in 64 games with five starts as a Ram...serves as a key special teams contributor...garnered 16 special teams tackles in his first two seasons.

2017 SEASON: Week 7 vs. Arizona (10/22): Declared inactive...**Week 6 at Jacksonville (10/16):** Started at free safety...made three tackles (one solo) and had one quarterback hit...**Week 5 vs. Seattle (10/8):** Played on defense and special teams...recorded a career-high seven tackles (three solo)...added two passes defended and one interception...**Week 4 at Dallas (10/1):** Made fourth career start at free safety...collected three tackles (one solo)...**Week 3 at San Francisco (9/21):** Saw action at safety...registered five tackles (two solo)...added two special teams tackles...**Week 2 vs. Washington (9/17):** Saw action on defense and special teams...recorded three tackles (two solo) and made one special teams tackle...**Week 1 vs. Indianapolis (9/10):** Played on defense and special teams...made one assisted tackle.

2016 SEASON: Played in 15 games and started four...compiled a career-high 20 tackles (nine solo)...added his first career interception...also had eight special teams tackles...**at Tampa Bay (9/25):** Started at defensive back for his first career NFL start...registered one tackle while also playing on special teams, recording one special teams tackle...**at Arizona (10/2):** Played on defense and special teams...registered two tackles and one pass defended in addition to one special teams tackle...**vs. Carolina (11/6):** Recorded one tackle...returned a kickoff 15 yards on a reverse from RB Benny Cunningham in the first quarter...**at Seattle (12/15):** Started at free safety...recorded a season-high six tackles (one solo), added one pass defended...**vs. San Francisco (12/24):** Started at free safety...recorded two solo tackles...picked off QB Colin Kaepernick for his first career interception, returning it 29 yards...added two passes defended.

2015 SEASON: Played in 16 games...registered 10 special teams tackles...**at Baltimore (11/22):** Saw action on special teams...notched two tackles...**vs. Chicago (11/15):** Saw action on special teams...tallied three tackles...**at Green Bay (10/11):** Saw action on special teams...made one tackle...caught a 20-yard pass from P Johnny Hekker on a fake punt conversion, his first reception of his NFL career.

2014 SEASON: Saw action in 15 games on defense and special teams, registered three tackles (two solo) and 10 special teams tackles...**vs. Minnesota (9/7):** Saw action on defense and special teams...recorded one tackle (one solo)...**vs. Dallas (9/21):** Saw action on defense and special teams...recorded one tackle...recovered a RB DeMarco Murray fumble in the first quarter that led to a Rams scoring drive...**vs. Oakland (11/30):** Saw action on special teams...tallied three tackles.

at Seattle (12/28): Saw action on special teams...notched two tackles

2013 SEASON: Signed to the Rams' active roster (9/27)...finished the season with six special teams tackles...**at Indianapolis (11/10):** Saw action on special teams...tallied two tackles...**at San Francisco (12/1):** Saw action on special teams...made one tackle...**at Arizona (12/8):** Saw action on special teams...registered two special teams tackles.

COLLEGE: Capital One Academic All-America (first team)...Phil Steele All-Big 12 (second team)... All-Big 12 (second team)... All-Big 12 Defensive Player of the Year (honorable mention)...All-Big 12 Scholar-Athlete of the Year (honorable mention)... Academic All-Big 12 (first team)...ranked second in Big 12 in solo tackles (84) as a senior and eighth in the conference in total tackles (101)...ranks eighth in school history in career tackles (362)...led the team with 101 tackles (84 solo) as a senior...started 49 games, including 22 consecutive starts at safety...Academic All-Big 12 (first team) as a junior... All-Big 12 (honorable mention) as a sophomore...Phil Steele Freshman All-America (first team).

PERSONAL: Attended Stephenville High School in Stephenville, Texas...an extremely productive high school player, he helped lead Stephenville to a combined 33-5 record during his three years as a starter in the defensive backfield...majored in management information systems...participated in numerous community events, including Holiday Mail for Heroes, Love Light, Komen Race for the Cure, Play 60 Field Day, and Defensive Line Paintball Tournament to benefit St. Patrick Center...he is married to Ashley and they have one son, Kane.



84 | TEMARRICK HEMINGWAY

Position:	Tight End
Ht./Wt.:	6-5/251
Birth Date:	7/30/93
College:	South Carolina State
Hometown:	Loris, S.C.
Experience:	2nd year (2nd Rams)
Acquired:	D6A-2016 (177th)

Career GP/GS (Playoffs): 9/0 (0/0)



TRANSACTIONS: Selected in the sixth round of the 2016 draft (177th overall) on 4/30/16.

2017 SEASON: Placed on reserve/injured (9/2/17).

2016 SEASON: Saw action in nine games while becoming a key contributor on special teams...did not record any statistics.

COLLEGE: Played in 42 games, started 37...caught 91 career passes for 1,062 yards and seven touchdowns...in 2015, started in all 11 games for the Bulldogs...finished second on the team in receptions with 38 for 418 yards and one touchdown...earned SBN All-American Honors and was named to the All-MEAC First Team...named the team's Outstanding Tight End...noted as an effective blocker during his college career...played as a graduate student after earning his undergraduate degree in business management and being selected to participate in the Charleston County Aviation Authority's inaugural internship program...in 2014, earned All-MEAC first team honors...finished third on the team in receptions for a second straight season with 18 catches for 257 yards and one score...in 2013, was the team's third-leading receiver from his tight end position...hauled in 26 catches for 223 yards and four touchdowns...had his best performance in the FCS playoff game against Furman with four catches for 57 yards and a score...in 2012, played in seven of the team's 11 contests and got the starting nod in two contests...ended the campaign with 11 catches for 164 yards and a touchdown...excelled in the academic arena and was named a Presidential Scholar...redshirted in 2011.

PERSONAL: Attended North Myrtle Beach High School where he was a multiple letter winner in football and was named to All-Region first-team on defense...a business management major...son of Kelly and Anthony Hemingway.

BRADLEY MARQUEZ NFL STATISTICS

REGULAR SEASON

Year	Team	G/S	Receiving					Rushing				
			No	Yds	Avg	Lg	TD	Att	Yds	Avg	Lg	TD
2015	RAMS	16/1	13	88	6.8	14	0	0	0	0.0	0	0
2016	RAMS	14/0	3	37	12.3	13	0	1	2	2.0	2	0
Total		30/1	16	125	7.8	14	0	2	2	2.0	2	0

ADDITIONAL CAREER STATISTICS: Special Teams Tackles: RAMS 2016 (8), 2015 (15).


BRADLEY MARQUEZ GAME-BY-GAME STATISTICS

2016 LOS ANGELES RAMS

Game	W/L	P/S	Receiving					Rushing				
			No	Yds	Avg	Lg	TD	Att	Yds	Avg	Lg	TD
@SF 9/12	L	1/0	0	0	0.0	0	0	0	0	0.0	0	0
SEA 9/18	W	1/0	0	0	0.0	0	0	0	0	0.0	0	0
@TB 9/25	W	1/0	1	12	12.0	12	0	0	0	0.0	0	0
@ARI 10/2	W	1/0	0	0	0.0	0	0	0	0	0.0	0	0
BUF 10/9	L	1/0	0	0	0.0	0	0	1	2	2.0	2	0
@DET 10/16	L	1/0	1	13	13.0	13	0	0	0	0.0	0	0
NYG 10/23	L	1/0	0	0	0.0	0	0	0	0	0.0	0	0
CAR 11/6	L	1/0	0	0	0.0	0	0	0	0	0.0	0	0
@NYJ 11/13	W	1/0	0	0	0.0	0	0	0	0	0.0	0	0
MIA 11/20	L	1/0	0	0	0.0	0	0	0	0	0.0	0	0
@NO 11/27	L	1/0	1	12	12.0	12	0	0	0	0.0	0	0
@NE 12/4	L	1/0	0	0	0.0	0	0	0	0	0.0	0	0
ATL 12/11	L	1/0	0	0	0.0	0	0	0	0	0.0	0	0
@SEA 12/15	L	1/0	0	0	0.0	0	0	0	0	0.0	0	0
SF 12/24	L	0/0										
ARI 1/1/17	L	0/0										
TOTALS	4-12	14/0	3	37	12.3	13	0	1	2	2.0	2	0

2015 ST. LOUIS RAMS

Game	W/L	P/S	Receiving					Rushing				
			No	Yds	Avg	Lg	TD	Att	Yds	Avg	Lg	TD
SEA 9/13	W	1/0	0	0	0.0	0	0	0	0	0.0	0	0
@WSH 9/20	L	1/0	0	0	0.0	0	0	0	0	0.0	0	0
PIT 9/27	L	1/0	0	0	0.0	0	0	0	0	0.0	0	0
@ARI 10/4	W	1/0	0	0	0.0	0	0	0	0	0.0	0	0
@GB 10/11	L	1/0	0	0	0.0	0	0	0	0	0.0	0	0
CLE 10/25	W	1/0	0	0	0.0	0	0	0	0	0.0	0	0
SF 11/1	W	1/0	1	5	5.0	5	0	0	0	0.0	0	0
@MIN 11/8	L	1/0	1	3	3.0	3	0	0	0	0.0	0	0
CHI 11/15	L	1/0	2	19	9.5	11	0	0	0	0.0	0	0
@BAL 11/22	L	1/0	0	0	0.0	0	0	0	0	0.0	0	0
@CIN 11/29	L	1/0	3	13	4.3	7	0	0	0	0.0	0	0
ARI 12/6	L	1/0	3	16	5.3	6	0	0	0	0.0	0	0
DET 12/13	W	1/1	3	32	10.7	14	0	0	0	0.0	0	0
TB 12/17	W	1/0	0	0	0.0	0	0	0	0	0.0	0	0
@SEA 12/27	W	1/0	0	0	0.0	0	0	0	0	0.0	0	0
@SF 1/3	L	1/0	0	0	0.0	0	0	0	0	0.0	0	0
TOTAL	7-9	16/1	13	88	6.8	14	0	0	0	0.0	0	0



41 | LENARD TILLERY

Position:	Running Back
Ht./Wt.:	5-10/198
Birth Date:	12/9/93
College:	Southern University
Hometown:	Baton Rouge, LA.
Experience:	Rookie
Acquired:	UDFA-2017

Career GP/GS (Playoffs): 0/0 (0/0)



TRANSACTIONS: Signed by the Rams as an undrafted rookie free agent (5/12/17).

2017 SEASON: Placed on reserve/injured (9/3/17).

COLLEGE: Played in 46 games...registered 847 career rushes for 4,856 yards for a 5.7-yard average and 45 touchdowns...as a senior in 2016, notched a career-high 247 rushes for 1,665 yards (6.7-yard average) and 13 touchdowns...tallied a career-long rush of 85 yards...in 2015, played in 11 games...rushed 197 rushes for 1,211 yards and 14 touchdowns...in 2014, played in 13 games...rushed 209 times for 1,196 yards and nine touchdowns...in 2013, played in 11 games...rushed 184 times for 784 yards and nine touchdowns.

PERSONAL: Attended McKinley High School....compiled career numbers of 332 rushes for 2,091 yards and 17 touchdowns.