

KONICA MINOLTA

**LOS ANGELES RAMS - ATLANTA FALCONS**  
**NFC WILD CARD ROUND**  
**SATURDAY, JANUARY 6, 2018**  
**5:15 P.M. PST**  
**L.A. MEMORIAL COLISEUM**  
**LOS ANGELES, CALIF.**





# THE LOS ANGELES RAMS HOST THE ATLANTA FALCONS IN THE 2017 NFC WILD CARD ROUND



## 2017 SCHEDULE

### REGULAR SEASON (11-5)

|                 |                                |            |          |
|-----------------|--------------------------------|------------|----------|
| Sept. 10        | Indianapolis Colts             | 1:05 p.m.  | W, 46-9  |
| Sept. 17        | Washington Redskins            | 1:25 p.m.  | L, 27-20 |
| Sept. 21        | at San Francisco 49ers (Thur.) | 5:25 p.m.  | W, 41-39 |
| Oct. 1          | at Dallas Cowboys              | 10:00 a.m. | W, 35-30 |
| Oct. 8          | Seattle Seahawks               | 1:05 p.m.  | L, 16-10 |
| Oct. 15         | at Jacksonville Jaguars        | 1:05 p.m.  | W, 27-17 |
| Oct. 22         | Arizona Cardinals (London)     | 10:00 a.m. | W, 33-0  |
| <b>BYE WEEK</b> |                                |            |          |
| Nov. 5          | at New York Giants             | 10:00 a.m. | W, 51-17 |
| Nov. 12         | Houston Texans                 | 1:05 p.m.  | W, 33-7  |
| Nov. 19         | at Minnesota Vikings           | 10:00 a.m. | L, 24-7  |
| Nov. 26         | New Orleans Saints             | 1:25 p.m.  | W, 26-20 |
| Dec. 3          | at Arizona Cardinals           | 1:25 p.m.  | W, 32-16 |
| Dec. 10         | Philadelphia Eagles            | 1:25 p.m.  | L, 43-35 |
| Dec. 17         | at Seattle Seahawks            | 1:05 p.m.  | W, 42-7  |
| Dec. 24         | at Tennessee Titans            | 10:00 a.m. | W, 27-23 |
| Dec. 31         | San Francisco 49ers            | 1:25 p.m.  | L, 34-13 |
| Jan. 6          | Atlanta Falcons*               | 5:15 p.m.  | NBC      |

\* Denotes NFC Wild Card Round

(All times listed are PST)

For information about tickets, please visit [www.therams.com/tickets](http://www.therams.com/tickets)

## RAMS RETURN TO THE PLAYOFFS



LB Alec Ogletree and QB Jared Goff

The Los Angeles Rams (11-5) host the Atlanta Falcons (10-6) in an NFC Wild Card contest. L.A. won the NFC West for the first time since 2003.

This season marks the 28th time that the Rams have made the playoffs in franchise history. L.A. holds a 19-24 postseason record and is 11-7 in home playoff games.

Saturday will be the first Rams playoff appearance since 2005 when the franchise defeated the Seahawks, 27-20, on Jan. 8, 2005 in the Wild Card Round. The Rams fell to Atlanta, 47-17, on Jan. 15, 2005 in the Divisional Round.

The Rams have only hosted a Wild Card game once in NFL history and that was on Dec. 23, 1984, when they were defeated by the New York Giants, 16-13, at Anaheim Stadium.

This will be the first Rams playoff game at the Los Angeles Memorial since January 7, 1979, when the Rams lost to the Dallas Cowboys in the NFC Championship Game.

L.A. completed one of the quickest offensive turnarounds in NFL history, going from the 32nd ranked scoring team during the 2016 season to the league's top scoring team in 2017 under first-year Head Coach Sean McVay.

RB Todd Gurley II led the NFL in scrimmage yards (2,093 yards) and total touchdowns (19) during the 2017 regular season, despite playing in only 15 games.

## RAMS COMMUNICATIONS

### Visit the Rams Media Information Portal

For weekly releases, media guide, access to the Rams media credential system, and other pertinent media information at [www.TheRams.com/MediaInfo](http://www.TheRams.com/MediaInfo)

### MEET OUR STAFF

**ARTIS TWYMAN**  
ATwyman@Rams.NFL.com

**JULIA FARON**  
JFaron@Rams.NFL.com

**TIFFANY WHITE**  
TWhite@Rams.NFL.com

**TRAVIS LANGER**  
TLanger@Rams.NFL.com

**JOANNA HUNTER**  
JHunter@Rams.NFL.com



KONICA MINOLTA



KONICA MINOLTA

## RAMS BROADCAST INFORMATION



### TELEVISION:

NBC Sports  
Play-By-Play: Al Michaels  
Color Analyst: Cris Collinsworth  
Sideline Reporter: Michele Tafoya



### NATIONAL RADIO:

Sports USA  
Play-By-Play: Kevin Harlan  
Color Analyst: Kurt Warner  
Sideline Reporter: Scott Kaplan



### ENGLISH RADIO:

ESPN 710 AM, 93.1 Jack FM  
Play-By-Play: J.B. Long  
Color Analyst: Maurice Jones-Drew  
Sideline Reporter: D'Marco Farr



### SPANISH RADIO:

ESPN Deportes, 1330 AM  
Play-By-Play: Troy Santiago  
Color Analyst: Ricardo Lopez

## 2017 NFC WEST FINAL STANDINGS

| Team          | W  | L  | T | Pct. | PF  | PA  | Conf. | Div. |
|---------------|----|----|---|------|-----|-----|-------|------|
| Los Angeles   | 11 | 5  | 0 | .688 | 478 | 329 | 7-5   | 4-2  |
| Seattle       | 9  | 7  | 0 | .563 | 366 | 332 | 7-5   | 4-2  |
| Arizona       | 8  | 8  | 0 | .500 | 295 | 361 | 5-7   | 3-3  |
| San Francisco | 6  | 10 | 0 | .375 | 331 | 383 | 3-9   | 1-5  |

## RAMdom FACT

Rams Head Coach Sean McVay is 31-years old and is the youngest head coach to make it to the playoffs in NFL history. Ray Flaherty previously held this record when he made the playoffs with the Redskins and coached in a playoff game on Dec. 13, 1936, at 33 years, 103 days old.

# RAMS - FALCONS NFC WILD CARD

## RAMS PERFORMANCES AGAINST THE FALCONS

|                   |      |                  |                 |                  |                   |
|-------------------|------|------------------|-----------------|------------------|-------------------|
| LB Mark Barron    | 6 GP | 27 total tackles | 24 solo tackles | 2 forced fumbles | 2 passes defended |
| OLB Connor Barwin | 3 GP | 7 total tackles  | 7 solo tackles  | 1.0 sacks        | 3 passes defended |
| LB Alec Ogletree  | 2 GP | 13 total tackles | 12 solo tackles | 2 TFL            | 2 passes defended |
| DT Aaron Donald   | 1 GP | 2 total tackles  | 1 solo tackle   | 1.0 sack         | 2 QB hits         |
| RB Todd Gurley II | 1 GP | 16 rushes        | 61 yards        | 1 touchdown      | 3.8 yards/rush    |

## RAMS-FALCONS CONNECTIONS

### Coaching Connections:

- Rams Offensive Coordinator **Matt LaFleur** coached with 11 current members of the Atlanta Falcons coaching staff last season, including Head Coach **Dan Quinn**, Assistant Head Coach **Raheem Morris** and Defensive Coordinator **Marquand Manuel**.
- Rams Assistant Head Coach **Joe Barry**, Safeties Coach **Ejiro Evero**, Quarterbacks Coach **Greg Olson** and Wide Receivers Coach **Eric Yarber** were all members of Falcons Assistant Head Coach **Raheem Morris'** staff in Tampa Bay. Barry, Evero and Olson were all there in 2009 and Yarber was there in 2011. When Morris was the defensive backs coach with the Bucs from 2007-08, he was on the same staff as Rams Head Coach **Sean McVay** in 2008 and Rams Offensive Line Coach **Aaron Kromer** in 2007.
- Rams Head Coach **Sean McVay**, Offensive Coordinator **Matt LaFleur** and Cornerbacks Coach **Aubrey Pleasant** were all on the same Washington Redskins staff as Falcons Assistant Head Coach **Raheem Morris** from 2012-13. Falcons Offensive Line Coach **Chris Morgan** joined that staff in 2013.
- Falcons Head Coach **Dan Quinn** and Passing Game Coordinator **Jerome Henderson** were on the same New York Jets staff as Rams Assistant Offensive Line Coach **Andy Dickerson** in 2008. Henderson and Dickerson also coached together in Cleveland from 2009-10.
- Rams Wide Receivers Coach **Eric Yarber** and Falcons Head Coach **Dan Quinn** coached together in San Francisco from 2003-04.
- Rams Running Backs Coach **Skip Peete** and Falcons Passing Game Coordinator **Jerome Henderson** were on the same Dallas Cowboys staff in 2012.
- Rams Special Teams Coordinator **John Fassel** and Falcons Offensive Line Coach **Chris Morgan** coached together in Oakland from 2009-10.
- Rams Assistant Head Coach/Linebackers **Joe Barry** and Falcons Assistant Special Teams Coordinator **Eric Sutulovich** were on the same Lions staff in 2008.
- Rams Wide Receivers Coach **Eric Yarber** and Falcons Linebackers Coach **Jeff Ulbrich** coached together at UCLA from 2012-14.
- Rams Assistant Strength Coach **Edward Grayer** was a member of the strength staff at Rutgers University under Falcons Assistant Offensive Line Coach **Kyle Flood** from 2012-15. Falcons Offensive Assistant **Dave Brock** was on that staff in 2012.

### Former Rams:

- Falcons Player Personnel Scout **Russ Bolinger** worked under Bill Devaney with the Rams until accepting his current position with Atlanta. Bolinger also played guard for the L.A. Rams from 1983-85.

### Former Falcons:

- Rams General Manager **Les Snead** was a member of the Falcons front office for 13 years. He was Atlanta's director of player personnel from 2009-11 before joining the Rams.
- Rams Assistant General Manager **Brian Xanders** worked for the Falcons for 14 seasons (1994-2008) in various scouting, player personnel, football operations, coaching staff (defense/offense/special teams) and technology/systems roles.
- Rams Offensive Coordinator **Matt LaFleur** was the Falcons quarterbacks coach from 2015-16. He worked closely with QB Matt Ryan and was a member of the Falcons staff that made it to the Super Bowl last season.
- Rams Defensive Coordinator **Wade Phillips** was Atlanta's defensive coordinator from 2002-03 and took over as interim head coach at the end of the 2003 season.
- Rams Defensive Line Coach **Bill Johnson** coached the defensive line with the Falcons from 2001-06.
- Rams Senior Personnel Advisor **Taylor Morton** spent 12 years in the Falcons player personnel department.
- Kate Kost** (Rams Operations) was an assistant to player personnel with the Falcons from 2008-12.
- Andy Sugarman** (Rams Operations) was an offensive assistant for the Falcons in 2007.

### College Connections:

- Rams WR **Sammy Watkins**, Falcons OLB **Vic Beasley** and Falcons DT **Grady Jarrett** were all teammates at Clemson from 2011-13.
- Rams S **Lamaricus Joyner** and Falcons RB **Devonta Freeman** played at Florida State together from 2011-13, each playing key roles in leading the Seminoles to the 2013 BCS National Championship title.
- Rams LB **Cory Littleton** and Falcons WR **Marvin Hall** played all four years together at Washington from 2012-15. Falcons CB **Deshaun Trufant** was teammates with Littleton and Hall during Trufant's senior season at Washington in 2012.
- Rams LB **Mark Barron**, Falcons WR **Julio Jones** and DT **Courtney Upshaw** all played together at Alabama from 2008-10, leading the Crimson Tide to the 2009 BCS National Championship title. After Jones departed to the NFL following the 2010 season, Barron and Upshaw went on to win their second BCS National title in 2011 - their final year at Alabama.
- Rams QB **Sean Mannion** handed the ball off to Falcons RB **Terron Ward** at Oregon State from 2011-14. Falcons OG **Sean Harlow** protected Mannion and paved the way for Ward at Oregon State from 2013-14.

## RAMS PLAYOFF RECORDS

| Player          | Yds. | Date     | Opponent.Result   |
|-----------------|------|----------|-------------------|
| 1. Kurt Warner  | 414  | 01/30/00 | vs.TEN, W, 23-16  |
| 2. Kurt Warner  | 391  | 01/16/00 | vs. MIN, W, 49-37 |
| 3t. Kurt Warner | 365  | 12/30/00 | @ NO, L, 31-28    |
| 3t. Kurt Warner | 365  | 02/03/02 | vs. NE, L, 20-17  |

| Player              | TDs | Date     | Opponent.Result   |
|---------------------|-----|----------|-------------------|
| 1. Kurt Warner      | 5   | 01/16/00 | vs.MIN, W, 49-37  |
| 2t. Vince Ferragamo | 3   | 12/30/79 | @ DAL, W, 21-19   |
| 2t. Vince Ferragamo | 3   | 12/26/83 | @ DAL, W, 24-17   |
| 2t. Kurt Warner     | 3   | 12/30/00 | @ NO, L, 31-28    |
| 2t. Bob Waterfield  | 3   | 12/17/50 | vs. CHI, W, 24-14 |

| Player                 | Yds. | Date     | Opponent.Result   |
|------------------------|------|----------|-------------------|
| 1. Eric Dickerson      | 248  | 01/04/86 | vs.DAL, W, 20-0   |
| 2. Lawrence McCutcheon | 202  | 12/27/75 | vs. STL, W, 35-23 |
| 3. Marshall Faulk      | 159  | 01/27/02 | vs. PHI, W, 29-24 |

| Player             | TDs | Date     | Opponent.Result   |
|--------------------|-----|----------|-------------------|
| 1t. Eric Dickerson | 2   | 01/04/86 | vs.DAL, W, 20-0   |
| 1t. Marshall Faulk | 2   | 01/27/02 | vs. PHI, W, 29-24 |
| 1t. Dick Hoerner   | 2   | 12/24/50 | @ CLE, L, 30-28   |

| Player             | Rec | Date     | Opponent.Result   |
|--------------------|-----|----------|-------------------|
| 1t. Jim Benton     | 9   | 12/16/45 | @ CLE, L, 15-14   |
| 1t. Marshall Faulk | 9   | 01/10/04 | vs. CAR, L, 29-23 |
| 1t. Tom Fears      | 9   | 12/24/50 | @ CLE, L, 30-28   |

| Player         | Yds. | Date     | Opponent.Result   |
|----------------|------|----------|-------------------|
| 1. Tom Fears   | 198  | 12/17/50 | vs.CHI, W, 24-14  |
| 2. Isaac Bruce | 162  | 01/30/00 | vs. TEN, W, 23-16 |
| 3. Tom Fears   | 146  | 12/23/51 | vs. CLE, W, 24-17 |

| Player              | TDs | Date     | Opponent.Result  |
|---------------------|-----|----------|------------------|
| 1. Tom Fears        | 3   | 12/17/50 | vs.CHI, W, 24-14 |
| 2. Flipper Anderson | 2   | 01/07/90 | @ NYG, W, 19-13  |

| Player             | Sacks | Date     | Opponent.Result  |
|--------------------|-------|----------|------------------|
| 1t. Kevin Greene   | 3.0   | 12/26/88 | @ MIN, L, 28-17  |
| 1t. Gary Jeter     | 3.0   | 01/04/86 | vs. DAL, W, 20-0 |
| 3t. 4 Players Tied | 2.0   |          |                  |

| Player              | INTs | Date     | Opponent.Result   |
|---------------------|------|----------|-------------------|
| 1t. Tommy Polley    | 2    | 01/20/02 | vs. GB, W, 45-17  |
| 1t. Aeneas Williams | 2    | 01/20/02 | vs. GB, W, 45-17  |
| 1t. Bill Simpson    | 2    | 12/31/78 | vs. MIN, W, 34-10 |
| 1t. Bill Simpson    | 2    | 12/27/75 | vs. STL, W, 35-23 |
| 1t. Don Currivan    | 2    | 12/18/49 | vs. PHI, L, 14-0  |

## WHAT TO WATCH FOR

- The Rams will look to win their first playoff game since defeating the Seahawks, 27-20, at Qwest Field in the Wild Card Round in 2005.
- The Rams will look to win their first Wild Card Round home game. They have only hosted the Wild Card game once in franchise history and lost to the Giants, 16-13, at Anaheim Stadium on Dec. 21, 1984.
- This will be the Rams first playoff game at the Los Angeles Memorial Coliseum since they lost in the NFC Championship Game against Dallas, 28-0, on Jan. 7, 1979. The Rams will look to win their first playoff game at the Coliseum since defeating the Vikings, 34-10 in the Divisional Round that season.
- Rams Head Coach Sean McVay will look to be the first rookie head coach to win a playoff game since San Diego's Mike McCoy defeated the Cincinnati Bengals in the Wild Card Round, 27-10, on Jan. 5, 2014.
- McVay will look to be the first rookie head coach in Rams history to win a playoff game since John Robinson in 1983. Robinson's Rams defeated the Dallas Cowboys, 24-17 in the Wild Card Round on Dec. 26, 1983 at Texas Stadium.
- Rams Defensive Coordinator Wade Phillips will look to secure his 16th playoff victory. This is the 20th season that he has reached the playoffs.
- Rams T Andrew Whitworth will look to secure his first ever postseason victory. This will be his seventh postseason game.



# RAMS - FALCONS NFC WILD CARD

## TALE OF THE TAPE

| Rams             | 2017 Statistics                   | Falcons           |
|------------------|-----------------------------------|-------------------|
| (NFL Rank)       |                                   | (NFL Rank)        |
| 29.9 (1)         | <b>Points Per Game</b>            | 22.1 (15)         |
| 361.5 (10)       | <b>Total Offense</b>              | 364.8 (8)         |
| 122.1 (8)        | <b>Rush Offense</b>               | 115.4 (13)        |
| 239.4 (10)       | <b>Pass Offense</b>               | 249.4 (8)         |
| 30:06 (15)       | <b>Time Of Possession Average</b> | 29:50 (18)        |
| 20.6 (12)        | <b>Opponent Points Per Game</b>   | 19.7 (8)          |
| 339.6 (19)       | <b>Total Defense</b>              | 318.4 (9)         |
| 122.4 (28)       | <b>Rush Defense</b>               | 104.1 (9)         |
| 217.2 (13)       | <b>Pass Defense</b>               | 221.3 (14)        |
| 48/324 (4)       | <b>Sacks Made/Yards</b>           | 39/296 (13t)      |
| 18 (6t)          | <b>Interceptions</b>              | 8 (29t)           |
| +7 (9t)          | <b>Turnover Differential</b>      | -2 (19t)          |
| 10.2 (4)         | <b>Punt Return Average</b>        | 7.4 (20)          |
| 25.0 (2)         | <b>Kickoff Return Average</b>     | 22.3 (11)         |
| 30 (8t)          | <b>Punts Inside the 20</b>        | 19 (30t)          |
| 93.0 (40/43) (3) | <b>Field Goal Percentage</b>      | 87.2 (34/39) (11) |

## BY THE NUMBERS

### 29.9

The Rams finished the regular season with the No. 1 scoring offense in the NFL. They averaged **29.9** points per game, more than a full point higher than the Patriots (28.6) who finished second. The Rams went from the No. 32 scoring offense in 2016 to the No. 1 scoring offense in just one season. It is one of the most drastic improvements in NFL history.

### 100.5

Rams QB Jared Goff finished the regular season with a passer rating of **100.5**. He is one-of-three Rams quarterbacks to ever post a passer rating above 100.0 in a single season, joining Hall of Famer Kurt Warner and Trent Green. Goff's 100.5 passer rating is the fourth-best in a single season in franchise history.

### 1,331

Rams KR/PR Pharoh Cooper has totaled **1,331** kick return yards this season, the best mark in the NFL. Cooper recorded the fifth-most total kick return yards in a single season in franchise history. Cooper was selected to his first career Pro Bowl this season.

## RAMS 2017 SEASON LEADERS

|   |                              |                           |                                  |                         |                            |
|---|------------------------------|---------------------------|----------------------------------|-------------------------|----------------------------|
| <b>Passing</b><br>Jared Goff                            | <b>Comp/Att.</b><br>296/477  | <b>Yards</b><br>3,804     | <b>TDs</b><br>28                 | <b>INTs</b><br>7        | <b>Rtg.</b><br>100.5       |
| <b>Rushing</b><br>Todd Gurley II                        | <b>Att.</b><br>279           | <b>Yards</b><br>1,305     | <b>Avg.</b><br>4.7               | <b>Long</b><br>57t      | <b>TDs</b><br>13           |
| <b>Receptions</b><br>Todd Gurley II                     | <b>Rec.</b><br>64            | <b>Yards</b><br>788       | <b>Avg.</b><br>12.3              | <b>Long</b><br>80t      | <b>TDs</b><br>6            |
| <b>Receiving Yards</b><br>Cooper Kupp                   | <b>Yards</b><br>869          | <b>Rec.</b><br>62         | <b>Avg.</b><br>14.0              | <b>Long</b><br>64       | <b>TDs</b><br>5            |
| <b>Tackles</b><br>Alec Ogletree                         | <b>Total</b><br>128          | <b>Solo</b><br>77         | <b>Asst.</b><br>51               |                         |                            |
| <b>Sacks</b><br>Aaron Donald                            | <b>No.</b><br>11.0           | <b>Yards</b><br>95        |                                  |                         |                            |
| <b>Interceptions</b><br>Mark Barron<br>Lamaricus Joyner | <b>No.</b><br>3<br>3         | <b>Yards</b><br>29<br>104 | <b>Avg.</b><br>9.7<br>34.7       | <b>Long</b><br>15<br>46 | <b>TD</b><br>0<br>1        |
| <b>Punting</b><br>Johnny Hekker                         | <b>No./Yards</b><br>65/3,113 | <b>Avg.</b><br>47.9       | <b>Net Avg.</b><br>44.3          | <b>In20</b><br>30       | <b>Long</b><br>70          |
| <b>Kicking</b><br>Greg Zuerlein<br>Sam Ficken           | <b>FGM</b><br>38<br>2        | <b>FGA</b><br>40<br>3     | <b>FG Pct.</b><br>95.0%<br>66.7% | <b>Long</b><br>56<br>23 | <b>Points</b><br>158<br>10 |
| <b>Punt Returns</b><br>Pharoh Cooper                    | <b>Ret/FC</b><br>32/8        | <b>Yards</b><br>399       | <b>Avg.</b><br>12.5              | <b>Long</b><br>53       | <b>TDs</b><br>0            |
| <b>Kickoff Returns</b><br>Pharoh Cooper                 | <b>Ret.</b><br>34            | <b>Yards</b><br>932       | <b>Avg.</b><br>27.4              | <b>Long</b><br>103t     | <b>TDs</b><br>1            |

## FALCONS 2017 SEASON LEADERS

|   |                              |                       |                         |                   |                      |
|---|------------------------------|-----------------------|-------------------------|-------------------|----------------------|
| <b>Passing</b><br>Matt Ryan             | <b>Comp/Att.</b><br>342/529  | <b>Yards</b><br>4,095 | <b>TDs</b><br>20        | <b>INTs</b><br>12 | <b>Rtg.</b><br>91.4  |
| <b>Rushing</b><br>Devonta Freeman       | <b>Att.</b><br>196           | <b>Yards</b><br>865   | <b>Avg.</b><br>4.4      | <b>Long</b><br>44 | <b>TDs</b><br>7      |
| <b>Receptions</b><br>Julio Jones        | <b>Rec.</b><br>88            | <b>Yards</b><br>1,444 | <b>Avg.</b><br>16.4     | <b>Long</b><br>53 | <b>TDs</b><br>3      |
| <b>Receiving Yards</b><br>Julio Jones   | <b>Yards</b><br>1,444        | <b>Rec.</b><br>88     | <b>Avg.</b><br>16.4     | <b>Long</b><br>53 | <b>TDs</b><br>3      |
| <b>Tackles</b><br>Deion Jones           | <b>Total</b><br>138          | <b>Solo</b><br>91     | <b>Asst.</b><br>47      |                   |                      |
| <b>Sacks</b><br>Adrian Clayborn         | <b>No.</b><br>9.5            | <b>Yards</b><br>61.5  |                         |                   |                      |
| <b>Interceptions</b><br>Deion Jones     | <b>No.</b><br>3              | <b>Yards</b><br>42    | <b>Avg.</b><br>14.0     | <b>Long</b><br>41 | <b>TD</b><br>0       |
| <b>Punting</b><br>Matt Bosher           | <b>No./Yards</b><br>53/2,379 | <b>Avg.</b><br>44.9   | <b>Net Avg.</b><br>40.8 | <b>In20</b><br>19 | <b>Long</b><br>62    |
| <b>Kicking</b><br>Matt Bryant           | <b>FGM</b><br>34             | <b>FGA</b><br>39      | <b>FG Pct.</b><br>87.2% | <b>Long</b><br>57 | <b>Points</b><br>137 |
| <b>Punt Returns</b><br>Andre Roberts    | <b>Ret/FC</b><br>27/21       | <b>Yards</b><br>201   | <b>Avg.</b><br>7.4      | <b>Long</b><br>27 | <b>TDs</b><br>0      |
| <b>Kickoff Returns</b><br>Andre Roberts | <b>Ret.</b><br>38            | <b>Yards</b><br>860   | <b>Avg.</b><br>22.6     | <b>Long</b><br>27 | <b>TDs</b><br>0      |

## RAMS - FALCONS SERIES HISTORY

|   |                                    |
|---|------------------------------------|
| <b>Record vs. Falcons (including postseason)...</b> | Rams, 47-29-2                      |
| <b>Series points</b> .....                          | Rams - 1,827, Falcons - 1,368      |
| <b>Last playoff game (divisional)</b> .....         | Falcons, 47-17, 1/15/2005          |
| <b>Rams largest winning margin</b> .....            | 59, 59-0, 12/4/1976                |
| <b>Falcons largest winning margin</b> .....         | 30, 47-17, 1/15/2005               |
| <b>Current series streak</b> .....                  | Falcons - Four Games, 2008-present |
| <b>Rams longest win streak</b> .....                | Seven Games, Twice                 |
| <b>Falcons longest win streak</b> .....             | Four Games, Three Times            |
| <b>Most points, Rams</b> .....                      | 59, 59-0, 12/4/1976                |
| <b>Most points, Falcons</b> .....                   | 47, 47-17, 1/15/2005               |
| <b>Most points, both teams</b> .....                | 75 - Rams 59-16, 11/10/1996        |
| <b>Fewest points, Rams</b> .....                    | 0 - 13-0, 11/14/1993               |
| <b>Fewest points, Falcons</b> .....                 | 0 - Seven Times                    |
| <b>Fewest points, both teams</b> .....              | 13 - Twice                         |

## LAST PLAYOFF GAME VS. FALCONS

The Atlanta Falcons and St. Louis Rams met in the playoffs for the first time in NFL history in the Divisional Round at the Georgia Dome in 2005 and the Rams lost 47-17.

The Rams entered the playoffs as a wild card team at 8-8 and defeated the NFC West champion Seattle Seahawks to advance to the divisional round. The Falcons hosted this game as the No. 2 seed in the NFC after winning the NFC South with an 11-5 record.

Falcons QB Vick set the NFL record for rushing yards by a quarterback in a playoff game with 119 (That record has since been broken by Colin Kaepernick who rushed for 181 yards against Green Bay on Jan. 12, 2013).

## PLAYOFF TICKET INFORMATION

Tickets are available at [TheRams.com/Playoffs](http://TheRams.com/Playoffs) or by calling (800) 745-3000, with prices starting at \$85.

Fans can purchase tickets directly at the following link: <https://www1.ticketmaster.com/event/0A005392A80321F2>



# COACHES' CORNER



On January 12, 2017, Los Angeles Rams Owner/Chairman E. Stanley Kroenke named Sean McVay the 23rd full-time head coach in franchise history. McVay became the youngest coach in modern NFL history.

McVay completed his third season as the Redskins' offensive coordinator in 2016 after initially being promoted to the position on January 15, 2014. Prior to his promotion during the 2014 offseason, McVay spent three seasons as the team's tight ends coach and one as an offensive assistant.

The 2016 Redskins' offensive unit broke many franchise records and ranked in the top three in a number of statistical categories. The Washington offense became the first unit in franchise history to average over 400 yards per game (403.4) and notched a franchise record 6,545 total net yards.

Quarterback Kirk Cousins finished the year with single-season team records in completions (406) and passing yards (4,917) and matched his team record for 300-yard passing games (seven). His 4,917 passing yards ranked third in the NFL in 2016 and are the 15th-most in a season in NFL history. Cousins closed out the season ranked second in the NFL in passing yards per game (297.4), passing yards per play (7.84) and yards per play (6.4), in addition to being the league's third ranked offensive team, averaging 403.4 yards per game.

From 2015-16, Cousins threw for 9,083 yards, the fourth highest output by a quarterback trailing only Drew Brees (10,078), Matt Ryan (9,535) and Philip Rivers (9,178).

The Redskins offense had eight players finish the season with at least 500 yards from scrimmage (DeSean Jackson, Pierre Garcon, Jamison Crowder, Rob Kelley, Chris Thompson, Jordan Reed, Vernon Davis and Matt Jones), tying the 2011 New Orleans Saints for the most in a single season in NFL history.

McVay's group posted a breakout campaign in his second year as offensive coordinator in 2015, including record-setting performances by quarterback Kirk Cousins and tight end Jordan Reed. McVay's scheme and tutelage helped Cousins break Redskins records for attempts (543), completions (379), passing yards (4,166) and 300-yard passing games (seven) in a single season. Reed has been a direct beneficiary of McVay's work, spending 2013 as a member of his unit during McVay's time as tight ends coach and being a focal point of the offense in 2015, as Reed recorded 87 receptions for 952 yards (both team records for a tight end) with 11 receiving touchdowns (one shy of the team record) in 2015.

Collectively, McVay's 2015 offense recorded top-10 rankings in third down percentage (43.5, fifth in the NFL), red zone scoring percentage (61.2, eighth), yards per play (5.6, 10th) and points per game (24.3, 10th). The Redskins also led the NFL with a team-record 69.5 completion percentage in 2015, leading the league in the category for the 11th time in team history and the first time since 1970.

In his first season as offensive coordinator in 2014, McVay helped the offense to a Top 10 league ranking in yards per play (5.7) despite starting three different quarterbacks. His work with the three passers was instrumental in setting a team record for completion percentage (66.5 percent, later broken in 2015) and helping facilitate the explosive debut season of wide receiver DeSean Jackson. Jackson averaged a league-best 20.9 yards per reception and became only the fourth player in team history to lead the NFL in that category.

In 2013, McVay played a crucial role in Reed's development, as the then-rookie compiled 45 receptions for 499 yards – both Redskins' single-season rookie tight end records – despite Reed playing in only nine games. Under McVay's tutelage, Reed joined Chris Cooley (2004) as the only Redskins tight ends named to the PFWA All-Rookie Team. In addition, McVay helped tight end Logan Paulsen from an undrafted free agent into a 30-game starter from 2010-13, with Paulsen increasing his reception total each season.


During Washington's NFC East championship season in 2012, McVay's unit was productive despite losing starting tight end Fred Davis to a torn Achilles tendon in Week 7. Davis had led the team in both receptions (24) and receiving yards (325) through seven games before being placed on the Reserve/Injured list. McVay guided a unit that provided reliable receiving options on top of contributing significantly as blockers to the Redskins' league-leading 2,709 rushing yards.

In 2011, McVay played an integral role in Davis' emergence, as the then fourth-year tight end surpassed his previous career highs despite playing in only 12 games. Davis caught 59 passes for 796 yards, the second-highest total on the team in both categories. Before missing the final four games of the season, Davis was on pace to set a franchise record in receiving yards by a tight end and was on pace to post the first 1,000-yard receiving season by a tight end in Redskins' history.

McVay served as an offensive assistant to the Redskins in 2010 in addition to working with the tight ends during the final four weeks of the season following coach Jon Embree's departure. The Redskins offense ranked eighth in the NFL in passing yards per game (244.6) and tight end Chris Cooley ranked second among NFL tight ends in receptions (77) and third in receiving yards (849). The offensive unit also set a franchise record for completions in a season (349), and registered a touchdown pass in 15 consecutive games for the first time in team history. The Redskins' offense led the NFL with nine completions of at least 50 yards, including one in four consecutive games for the first time since 1987.

McVay joined the Redskins prior to the 2010 season after an undefeated regular season with the Florida Tuskers of the United Football League (UFL). The Tuskers finished a perfect 6-0 before losing in the UFL's inaugural championship game. McVay originally entered the National Football League as an offensive assistant with the Tampa Bay Buccaneers in 2008.

McVay graduated from Miami University (Ohio) where he played wide receiver from 2004-07, earning Miami's Scholar-Athlete Award in 2007. His grandfather, John, served in various roles – including vice president/director of football operations from 1983-94 – for the San Francisco 49ers from 1979-95, overseeing five Super Bowl championship squads and earning induction into the 49ers Hall of Fame in 2013.



Dan Quinn became the 16th head coach in Atlanta Falcons history in February of 2015. In his first season at the helm Quinn led the team to a 5-0 start, becoming the first coach in franchise history to begin his career with five straight wins. Despite a mid-season slump, Quinn rallied the Falcons to wins in two of their final three games to close out the season with an 8-8 record. His defensive background was crucial in helping Atlanta improve from 32nd in total defense to 16th in the course of one year. In addition to the Falcons defensive strides, WR Julio Jones enjoyed a historic season under Quinn posting the second most receptions (139) and receiving yards (1,871) in a single season in NFL history. Four players were selected to go to the Pro Bowl during Quinn's first year: CB Desmond Trufant, WR Julio Jones, FB Patrick DiMarco, and RB Devonta Freeman.

Heading into his second offseason with the team, he has continued to seek and craft a roster that highlights speed and physicality. The team re-signed core veterans DE Adrian Clayborn, S Charles Godfrey and LB Philip Wheeler. These players exemplified Quinn's fast and physical motto last season. The Falcons also went out and added several players this offseason who will add substance to Quinn's program: DE Derrick Shelby, C Alex Mack, LB Sean Weatherspoon and OLB Courtney Upshaw.

During Quinn's second draft as a NFL head coach the Falcons selected Florida safety Keanu Neal with the 17th overall pick. Neal started 19 of the 34 games he played in during his three years as a Gator. During his first year as a starter in 2014, he racked up 45 total tackles and three interceptions, which was the second highest total on the team. In the second round, the Falcons took LSU linebacker Deion Jones, who recorded a total of 165 tackles, 21.0 tackles for loss, and 5.0 sacks during his career in Baton Rouge. They also took Stanford tight end Austin Hooper in the third round (81st overall), Minnesota linebacker DeVondre Campbell in the fourth round (115th overall), San Jose State guard Wes Schweitzer in the sixth round (195th overall), and UCLA wide receiver Devin Fuller in the seventh round (238th overall).

Quinn took over the club after serving as the Seattle Seahawks defensive coordinator for two seasons (2013-14), helping guide them to consecutive Super Bowl appearances. During that span, Quinn oversaw the NFL's top defensive unit as Seattle led the League allowing 270.4 yards per game, 15.2 points per game, and 178.8 passing yards per game while holding opponents to 91.6 rushing yards per game.

In 2014, Quinn's defense led the NFL in scoring defense (15.9), total defense (267.1), and passing yards (185.6), while ranking third in rushing yards (81.5). The Seahawks also boasted the League's top defensive unit in 2013, en route to a win over the Denver Broncos in Super Bowl XLVIII.

Quinn originally joined the Seahawks in 2009, after spending the previous six years coaching the defensive lines for the San Francisco 49ers (2003-04), Miami Dolphins (2005-06) and the New York Jets (2007-08). He previously served as the Seahawks assistant head coach/defensive line coach in 2009 under Jim Mora.

Quinn left Seattle in 2011 to become the defensive coordinator at the University of Florida where his defenses ranked in the top-10 in the country. In his first season with the Gators, his defense ranked eighth nationally in total defense (299.5), seventh in passing defense (166.8), and second in third-down defense (27.12 percent).

Prior to joining Seattle, Quinn coached the defensive line for the New York Jets from 2007-2008. In, 2008 the Jets defense ranked fifth in the NFL in yards per carry (3.7), seventh in sacks (41), and ninth in rushing yards per game (94.9). The Jets were also sixth in the AFC in yards per play (5.2) and third-down defense (38.6).

He held the same position for the Miami Dolphins for two seasons (2005-06), where Quinn helped the Dolphins rank first in the AFC and second in the NFL with 49 sacks. Miami also finished third in the AFC in yards per play (4.7) and fourth in yards per carry (3.7).

He began his NFL coaching career in San Francisco as its defensive assistant in 2001 before moving on to coach the 49ers defensive line from 2003-2004. Quinn got his start coaching the defensive line at William and Mary in 1994, followed by a season at Virginia Military Institute. He held the same position with Hofstra for four seasons before being promoted to defensive coordinator in 2000.

Quinn was a four-year letter winner and two-time co-captain at Division III Salisbury (Md.) State as a defensive lineman, where he recorded 139 tackles and eight tackles for loss. He also lettered in track and held the school record in the hammer throw. He was inducted into the Salisbury State Athletic Hall of Fame in 2005.

Quinn's charitable foundation, Quinn's Corps, which he and his wife, Stacey, started in 2005, serves members of the military both at home and abroad. Quinn's foundation provides military families that are stateside with tickets to games while sending special care packages to soldiers that are deployed overseas.

Quinn was born in Morristown, New Jersey. He and his wife, Stacey, reside in Suwanee, Ga.



# 2017 LOS ANGELES RAMS PROJECTED STARTERS

## OFFENSE

**WR Tavon Austin** – Finished the 2017 regular season with 270 yards rushing on 59 attempts (4.7 yards/rush), 13 receptions for 47 yards, 12 punt returns for 53 yards and one kickoff return for 13 yards.

**TE Tyler Higbee** – Played in 32 career games with 23 starts, including all 16 contests of the 2017 regular season. Recorded 25 receptions for 295 yards and a touchdown in the regular season. Posted a career-best 98 yards receiving on four receptions against the Seahawks in a Week 5 contest.

**LT Andrew Whitworth** – 12th-year pro has started 179-of-183 career games played. Helped provide time for Goff to throw for a career-best 146.8 QB rating in Week 9 51-17 win at the New York Giants. Voted a team captain by his peers in his first season with the Rams.

**LG Rodger Saffold** – Seventh-year pro has started 95-of-98 career games played, including all 15 games of the 2017 campaign at LG. Has started at four different positions in 95 career starts - 39 at LG, 38 at LT, 13 at RG, and five at RT. Blocked for RB Todd Gurley II to amass 215 yards from scrimmage, over 7 yards per touch in Week 4 win at Dallas.

**C John Sullivan** – Started 109-of-137 career games played, all at the center position. Helped provide a pocket for QB Jared Goff to throw for a career-best 355 yards in Week 10 win over Houston. Paved the way for RB Todd Gurley II to amass 2,093 yards from scrimmage through 15 games.

**RG Jamon Brown** – A third-round selection (No. 72 overall) by the Rams in the 2015 NFL Draft. Started 30-of-36 career games played, primarily at RG, including all 16 contests of the 2017 campaign. Helped provide time for Goff establish a new career-high in passing yards in back-to-back weeks with 311 at NYG and 355 yards passing vs. Houston in a Week 10 33-7 win.

**RT Rob Havenstein** – Third-year pro, started all 43 career games played, has committed only 10 penalties in 43 games. A second-round selection (No. 57 overall) by the Rams in the 2015 NFL Draft.

**WR Sammy Watkins** – Acquired by the Rams via a trade that sent CB E.J. Gaines and a second-round pick to the Buffalo Bills for Watkins and a sixth-round selection. In Week 3 win over San Francisco, tallied 106 yards and two touchdowns, marking his 11th career game with over 100 yards receiving. Finished the regular season fourth on the team with 593 receiving yards and fourth-most catches with 39. Led the team in receiving touchdowns with eight during the regular season.

**WR Robert Woods** – The USC product has played in 69 games with 59 starts through the 2017 regular season. In Week 3 win over San Francisco, tallied a team-best 108 yards receiving, his fourth career game with over 100 yards through the air. Established a career-best 171 yards receiving vs. Houston in a week 10 win. Totaled 56 catches for a 781 yards through 12 games played this season. Posted back-to-back multiple touchdown games in Week 9 win over New York Giants and Week 10 win vs. Houston Texans.

**QB Jared Goff** – Started all 22 games he has played in as a professional. On the season, completed 296-of-477 passing attempts with 28 touchdowns, seven interceptions and a 100.5 QB rating. Established a career-best 355 yards passing vs. Houston in Week 10 win and a career-high 146.8 QB rating in Week 9 win at New York Giants, a game in which he averaged 22.2 yards per completion.

**RB Todd Gurley II** – Posted 2,093 yards from scrimmage in 15 games this season and 19 total touchdowns, both are single-season career bests. Recorded 279 rushing attempts for 1,305 yards (4.7 yards/rush) with 13 rushing touchdowns. Leads the team with 64 receptions for 788 yards (second-highest total on the team) and six receiving touchdowns. Named the NFC Offensive Player of the Month for September and named NFC Offensive Player of the Week for the team's Week 4 win at Dallas and Week 15 win at Seattle. Voted a team captain by his teammates for a second-straight season.

### KEY CONTRIBUTORS

**WR Cooper Kupp** – Led the team in receiving yards in his professional debut, recording 76 yards and a touchdown on four receptions (19.0 yards/reception). Through Week 16, leads the team in receiving yards (869) and ranks second in receptions (62). Scored his first professional touchdown in Week 1 by way of an 18-yard pass from QB Jared Goff. Totaled five receiving touchdowns so far this season. Posted first-career 100-plus receiving yard game with 116 yards receiving in a 26-20 win over New Orleans in a Week 12 contest.

## DEFENSE

**DE Michael Brockers** – The sixth-year pro started 89-of-91 career games played. Led all Rams defensive linemen with 65 tackles, including 41 solo stops, eight tackles for a loss, 4.5 sacks and four passes defended during the 2017 regular season. The LSU product has 19.0 career sacks, eight passes defended, two forced fumbles and one fumble recovery.

**NT Ethan Westbrooks** – Fourth-year professional has played in 51 career games with 11 starts, including nine starts during the 2017 regular season. Posted 28 tackles, including 16 solo, seven tackles for loss, 4.0 sacks, five quarterback hits and one pass defended.

**DT Aaron Donald** – Three-time Pro Bowler has started 58-of-62 games played. Recorded 52 tackles including 31 solo and 16 tackles for a loss, a team-best 11.0 sacks and five forced fumbles during the 2017 regular season. In the team's Week 3 contest, his second game of the season, corralled 49ers QB Brian Hoyer for a game-clinching sack. Tallied at least 1.0 sack in seven of the team's last 10 games. Matched a career-best 3.0 sacks in Week 15 win over Seattle.

**OLB Robert Quinn** – Was one-of-four Rams to collect a sack in Week 1 win over the Colts. He has 62.5 career sacks in 94 games played and 76-career starts. Posted 34 total tackles including 21 solo and eight tackles for a loss, in addition to 8.5 sacks on the season, recorded 6.0 sacks in the team's last five games. Leads the league in forced fumbles since the start of the 2012 season with 19.

**OLB Connor Barwin** – Nine-year vet has started in 109-of-127 games, including five postseason matchups. Recorded 43 total tackles, including 22 solo stops and 5.0 sacks. Is one-of-nine Rams with at least 2.0 sacks during the 2017 regular season. Spent his first four seasons as a member of the Houston Texans, then most recently spent four years in Philadelphia. One-of-two 2017 free agent signings to be named a team captain by their teammates.

**LB Alec Ogletree** – Voted a captain by his peers for the second-straight season. Led the team with 128 total tackles, including 77 solo stops during the regular season. His fourth season with over 100 tackles. Corralled Redskins QB Kirk Cousins for his first sack of the 2017 season and brought down Seahawks QB Russell Wilson for his second sack of the season. Signed a contract extension prior to the team's Week 6 contest at Jacksonville.

**LB Mark Barron** – Sixth-year pro out of Alabama started 81-of-92 career games played. Ranked second on the team with 108 total tackles including a team-high 80 solo stops during the regular season. Transitioned for a pure safety to a hybrid linebacker role, before settling in as a true linebacker under Defensive Coordinator Wade Phillips' 3-4 defense. In the team's Week 5 contest with the Seahawks, registered a team-high 18 total tackles.

**CB Trumaine Johnson** – Fifth-year pro started 62-of-85 career games played. Tallied first INT of the season and returned it 39 yards for a touchdown in the first pass attempted against the Rams defense in the 2017 season opener. Tallied 70 tackles including 56 solo stops during the 2017 regular season campaign, in addition to two interceptions, 14 passes defended one forced fumble and one fumble recovery. Named a team captain for the first time in his sixth season as a pro.

**CB Troy Hill** – Third year pro has played in 12 games during the regular season with three starts at corner in place of Kayvon Webster. Tallied 18 total tackles and five passes defended during the 2017 regular season.

**FS Lamarcus Joyner** – Tallied first-career INT and returned it 29 yards for a TD in Week 1 win over the Colts. Recorded 61 total tackles during the 2017 campaign, including 32 solo tackles, seven passes defended and one forced fumble. Tied for a team-best three interceptions in 12 games played during the regular season.

**SS John Johnson III** – Rookie out of Boston College played in all 16 regular season games for the Rams with 11 starts. Earned first-career start in team's Week 5 game against the Seahawks, recorded first-career interception and returned it 69 yards setting up a FG. Recorded 87 total tackles on the season, including 51 solo stops and 11 passes defended on the season. Posted a team-high 13 total tackles in Week 14 loss to Philadelphia.

### KEY CONTRIBUTORS

**CB Nickell Robey-Coleman** – Fifth-year CB earned first start as a Ram in a Week 2 contest. Tallied two tackles and one pass defended in his L.A. debut. Registered 50 total tackles, including 36 solo with two interceptions and nine passes defended during the 2017 regular season. Played in 78 career games with 19 starts in his career. Posted five career interceptions and two returned for touchdowns.

**OLB Samson Ebukam** – Rookie out of Eastern Washington has played in all 16 regular season games with two starts. Tallied 38 tackles on the season, including 18 solo stops and 2.0 sacks and one forced fumble. First-career sack came in a Week 10 win over Houston.



# COORDINATORS' CORNER

## LINING UP FOR LaFLEUR



Offensive Coordinator Matt LaFleur

Matt LaFleur joins the Rams fresh off his first Super Bowl appearance as quarterbacks coach for the Atlanta Falcons.

LaFleur has worked his magic with the Rams offensive unit, during the 2017 regular season, RB Todd Gurley leads the league in touchdowns and the Rams offense is converted 41.0 percent of their third down attempts, the ninth-best total in the NFL.

The 2016 season marked LaFleur's second season coaching quarterbacks for the Falcons, and it was a prolific year for QB Matt Ryan. Ryan was named NFL MVP and Offensive Player of the Year after throwing for 4,944 yards and

38 touchdowns for a 117.1 quarterback rating. Ryan recorded his sixth straight year throwing for at least 4,000 yards. Currently, Ryan is one of three quarterbacks to accomplish that feat, joining Drew Brees and Matthew Stafford.


In LaFleur's first season with Atlanta, Ryan was also third in the NFL in completions (407), fifth in yards (4,591), and sixth in completion percentage (66.3).

LaFleur spent the 2014 season in the same role at the University of Notre Dame. Under LaFleur's tutelage, Irish QB Everett Golson completed 256-of-427 passes (60 percent) for 3,445 yards with 29 touchdowns. Prior to arriving in South Bend, LaFleur spent four seasons in the same role with the Washington Redskins. LaFleur worked in Washington with QB Robert Griffin III, who became the first Redskins rookie quarterback selected to the Pro Bowl.

Under LaFleur, Griffin established Redskins rookie records in pass completions (258), passing yards (3,200), passing touchdowns (20) and rushing yards by a quarterback (815).

LaFleur played quarterback at Saginaw Valley State where he guided the Cardinals to three-straight NCAA Division II playoff appearances.

## PHILLIPS' PHILOSOPHIES



Defensive Coordinator Wade Phillips

Wade Phillips, who is in his 48th year of coaching, enters his first season with the Rams and will take on the defensive coordinator role on Head Coach Sean McVay's staff.

In his 40th NFL season, Phillips owns 35 years of experience as a defensive coordinator or head coach. He most recently served as defensive coordinator for the Denver Broncos (2015-16), which was his second stint with the club after serving the same role from 1989-92, and also as head coach from 1993-94. Son of Bum will be making this 20th playoff appearance.

Phillips has been a part of 21 different top-10 defensive units during his NFL career and has coached a total of 32 Pro Bowlers, including Pro Football Hall of Famers Elvin Bethea, Curley Culp, Rickey Jackson, Bruce Smith and Reggie White.

He is one of three individuals in NFL history to be named Assistant Coach of the Year multiple times by the Pro Football Writers of America, being honored with that distinction in 2011 with Houston and in 2015 with Denver. Phillips also received the Paul "Dr. Z" Zimmerman Award from the PFWA in 2016 (lifetime achievement as an NFL assistant coach).

Denver finished the 2016 season at the top of the league in several key categories with Phillips at the helm of the defense. The Broncos ranked first in the NFL in pass defense, yards per play and interception return yards, as well as fourth in total defense and scoring defense. The unit tied for third in the NFL with 42 sacks and ranked second in the league with 113 quarterback hits in 2016. Several players earned consecutive Pro Bowl nods in Von Miller, Chris Harris Jr., and Aqib Talib, while Darian Stewart notched his first such honor.

The veteran coach has made quick work of improving defenses that he's inherited in his first season working with the group. Over those past seven first seasons running a team's defense, which included his 2007 stint as the Dallas Cowboys' head coach, Phillips has shaved off an average of 35 yards allowed and 5.1 points scored from the previous season and guided them to the playoffs in the first season.

## FASSEL'S FLYERS

The Rams have developed a reputation for delivering the unexpected in the kicking game, and special teams coordinator John Fassel is at the helm of the trickery that has helped the Rams become one of the NFL's best when it comes to special teams.

The 2017 season has been one for the record books with K Greg Zuerlein leading the league in scoring. The Rams moved WR Pharoah Cooper to kickoff and punt returner, where he has been a force to be reckoned with at giving the Rams some of the best field position throughout the season. OLB Cory Littleton has flourished under Fassel's guidance, having blocked two punts this season. On the season, L.A. has blocked three punts, two of which were returned for touchdowns in addition to a blocked field goal and a blocked PAT.

The 13-year NFL coach served as the Los Angeles Rams interim head coach for the final three games of the 2016 season.

Fassel is the son of former NFL coach Jim Fassel, a longtime NFL coach who guided the New York Giants to the Super Bowl during the 2000 season. John is a triathlete who has finished three Ironman distance triathlons.



Special Teams Coordinator John Fassel

## LOS ANGELES RAMS COACHES

|   |                         |
|---|-------------------------|
| Head Coach .....                          | <b>Sean McVay</b>       |
| Assistant Head Coach/Linebackers .....    | <b>Joe Barry</b>        |
| Special Teams Coordinator .....           | <b>John Fassel</b>      |
| Offensive Coordinator .....               | <b>Matt LaFleur</b>     |
| Defensive Coordinator .....               | <b>Wade Phillips</b>    |
| Defensive Quality Control .....           | <b>Thad Bogardus</b>    |
| Assistant Offensive Line .....            | <b>Andy Dickerson</b>   |
| Safeties .....                            | <b>Ejiro Evero</b>      |
| Assistant Strength and Conditioning ..... | <b>Edward Gray</b>      |
| Defensive Line .....                      | <b>Bill Johnson</b>     |
| Offensive Line .....                      | <b>Aaron Kromer</b>     |
| Offensive Quality Control .....           | <b>Zak Kromer</b>       |
| Assistant Special Teams .....             | <b>Tyrone McKenzie</b>  |
| Strength Assistant .....                  | <b>Fernando Noriega</b> |
| Quarterbacks .....                        | <b>Greg Olson</b>       |
| Running Backs .....                       | <b>Skip Peete</b>       |
| Cornerbacks .....                         | <b>Aubrey Pleasant</b>  |
| Head Strength & Conditioning .....        | <b>Ted Rath</b>         |
| Assistant Linebackers .....               | <b>Chris Shula</b>      |
| Assistant Wide Receivers .....            | <b>Zac Taylor</b>       |
| Assistant Strength and Conditioning ..... | <b>Blair Wagner</b>     |
| Tight Ends .....                          | <b>Shane Waldron</b>    |
| Wide Receivers .....                      | <b>Eric Yarber</b>      |



# RAMS PLAYOFF NOTES

## AGE IS JUST A NUMBER

According to the Elias Sports Bureau, Rams Head Coach Sean McVay became the youngest coach to win his division (since 1970), win the NFC West and youngest head coach to ever make the NFL playoffs. McVay will turn 32 years old in late January. Below is a look at the previous youngest head coaches in the aforementioned categories.

Youngest head coach to win NFC West - Dick Nolan, San Francisco, 1970 - 38 years, 269 days old on last day of regular season.


Youngest head coach to win his division - Since 1970: John Madden, Oakland, 1970 - 34 years, 254 days old on last day of regular season.

Youngest head coach to appear in a post season game: Ray Flaherty, Dec. 13, 1936: 33 years, 103 days old.



HC Sean McVay

## WADE'ING FOR THE PLAYOFFS



DC Wade Phillips

Since joining the Denver Broncos for his first stint with the organization in 1989, the last eight teams Defensive Coordinator Wade Phillips has joined either as a defensive coordinator or head coach have all made the playoffs in his first season with the team.

Prior to joining the L.A. coaching staff, Phillips helped the Denver Broncos to a Super Bowl 50 title in his second stint with the Broncos organization, this time serving as the team's defensive coordinator.

Phillips, who is in his 40th year coaching in the NFL, will make his 20th appearance in the post season.

In those 20 playoff appearances, Phillips' teams have a 15-18 overall record with two Super Bowl appearances and one Super Bowl title.

| Coach Phillips' Playoff Berth in First Season with Team | Year |
|---|------|
| Denver Broncos  | 1989 |
| Buffalo Bills   | 1995 |
| Atlanta Falcons   | 2002 |
| San Diego Chargers                                      | 2004 |
| Dallas Cowboys  | 2007 |
| Houston Texans  | 2011 |
| Denver Broncos  | 2015 |
| Los Angeles Rams  | 2017 |

## CHAMPIONSHIP PEDIGREE



DC Wade Phillips

There are eight coaches on staff in Joe Barry, Wade Phillips, Bill Johnson, Aaron Kromer, Matt LaFleur, Skip Peete, Shane Waldron and Eric Yarber with Super Bowl experience.

Those eight coaches have combined for five Super Bowl titles.

Most recently, Rams Offensive Coordinator Matt LaFleur was a member of the Atlanta Falcons when they advance to Super Bowl LI

Yarber was a member of the Redskins roster when they won Super Bowl XXII.

### Rams Coaches with Super Bowl Experience

| Coach         | Team                         | Super Bowl |
|---------------|------------------------------|------------|
| Wade Phillips | Denver Broncos               | 50         |
| Aaron Kromer  | New Orleans Saints           | XLIV       |
| Bill Johnson  | New Orleans Saints           | XLIV       |
| Joe Barry     | Tampa Bay Buccaneers         | XXXVII     |
| Eric Yarber   | Washington Redskins (player) | XXII       |

## ROUND-BY-ROUND BREAKDOWN

This is the 28th playoff berth in franchise history. Los Angeles has a 19-24 postseason record and they are 11-7 in home playoff games.

This is the first time that the Rams will be in the playoffs since 2005 when they defeated the Seahawks, 27-20, on Jan. 8, 2005 in the Wild Card Round and fell to Atlanta, 47-17, on Jan. 15, 2005 in the Divisional Round.

| Round         | Overall      | Home        | Away        |
|---------------|--------------|-------------|-------------|
| Wild Card     | 3-5          | 0-1         | 3-4         |
| Divisional    | 10-8         | 7-2         | 3-6         |
| Conference    | 5-9          | 4-4         | 1-5         |
| Super Bowl    | 1-2          | N/A         | N/A         |
| <b>TOTALS</b> | <b>19-24</b> | <b>11-7</b> | <b>7-15</b> |

\*Played in three Super Bowls in a neutral location with a 1-2 record.

## MAKING THE BEST OF IT

The Los Angeles Rams are only the second team in NFL history to host a playoff game in a temporary stadium.

L.A. finished the 2017 season with an 11-5 record and won the NFC West. The Rams will host the defending NFC Champion Atlanta Falcons in this year's Wild Card Round at the Los Angeles Memorial Coliseum, a venue the franchise is calling home until their new stadium is completed for the start of the 2020 NFL season.

In 2015, the Minnesota Vikings finished their second season of a two-year stint at TCF Bank Stadium on the campus of the University of Minnesota. The Vikings hosted the Seattle Seahawks in the third-coldest game in NFL history, a game Minnesota lost by a score of 10-9.

This will be the first Rams playoff game at the Los Angeles Memorial Coliseum since January 7, 1979, when the Rams lost to the Dallas Cowboys in the NFC Championship Game.

The Rams and Falcons have met in the playoffs once in NFL history on Jan. 15, 2005 at the Georgia Dome.





# TODD GURLEY II NOTES

## TODD, THE TONE SETTER



RB Todd Gurley II

A major factor in RB Todd Gurley's success running the football during the 2017 regular season was his ability to create explosive plays on the ground. Gurley led the NFL during the 2017 regular season with 39 10-plus yard rushes.

As a team, the Rams picked up 97 first downs on the ground this season. Gurley is responsible for 66 of those and finish the regular season ranked second in rushing first downs.

### Most 10-Plus Yard Rushes in 2017

| Player                | 10+ |
|-----------------------|-----|
| 1. Todd Gurley II, LA | 39  |
| 2. Kareem Hunt, KC    | 35  |
| 3. Melvin Gordon, LAC | 34  |
| 4t. Le'Veon Bell, PIT | 33  |
| 4t. LeSean McCoy, BUF | 33  |

### Most Rushing First Downs in 2017

| Player                | 1st |
|-----------------------|-----|
| 1. Le'Veon Bell, PIT  | 74  |
| 2. Todd Gurley II, LA | 66  |
| 3. Jordan Howard, CHI | 61  |
| 4. Kareem Hunt, KC    | 60  |
| 5. Melvin Gordon, LAC | 58  |

## WORK HORSE

The Rams finished the season with 51 touchdowns, the second best mark in the NFL trailing only the Philadelphia Eagles (53). RB Todd Gurley II is responsible for 19 of those 51 touchdowns and he finished the 2017 regular season ranked first in that category.

Not only did Gurley lead the league in touchdowns, but he also led the league in the percentage of his teams overall touchdowns. Gurley was responsible for 37.25 percent of L.A.'s touchdowns, the most among non-quarterbacks this season.

### Highest TD Percentage in 2017 for Non-Quarterbacks

| Player                  | TD/Team's TDs | TD%   |
|-------------------------|---------------|-------|
| 1. Todd Gurley II, LA   | 19/51         | 37.25 |
| 2. DeAndre Hopkins, HOU | 13/40         | 32.50 |
| 3t. Jarvis Landry, MIA  | 9/31          | 29.03 |
| 3t. Jordan Howard, CHI  | 9/31          | 29.03 |
| 5. Melvin Gordon, LAC   | 12/43         | 27.45 |

## STRONG DOWN THE STRETCH

From Week 12-16, no one was more productive than Todd Gurley II. He led the league in total scrimmage yards, scrimmage yards per game and touchdowns while helping his team to a 4-1 record and its first NFC West title since 2003. Gurley amassed 877 scrimmage yards and averaged over 175 yards per game in the team's last five games.

### 2017 Scrimmage Yards Per Game Leaders Weeks 12-16


| Player                | Rush Yards | Rec. Yards | Avg.  |
|-----------------------|------------|------------|-------|
| 1. Todd Gurley II, LA | 514        | 363        | 175.4 |
| 2. Le'Veon Bell, PIT  | 405        | 347        | 150.4 |
| 3. Antonio Brown, PIT | 0          | 507        | 126.8 |

### 2017 NFL Touchdown Leaders Weeks 12-16

| Player                | Rushing TDs | Rec. TDS | Total |
|-----------------------|-------------|----------|-------|
| 1. Todd Gurley II, LA | 5           | 3        | 8     |
| 2t. Le'Veon Bell, PIT | 4           | 2        | 6     |
| 2t. Rex Burkhead, NE  | 5           | 1        | 6     |
| 4t. Five Players      |             |          | 5     |

## MVP?

Rams RB Todd Gurley II made a strong case for the league's Most Valuable Player, as he led the league in touchdowns (19), was the highest scoring non-kicker (114), ranked first in the league in scrimmage yards (2,093) and finished second in rushing yards (1,305). Gurley was amongst the best receiving backs in the NFL this season, finishing second in the league in receiving yards by a RB (788) and posting the best reception average amongst RBs (12.3 yards per reception).



RB Todd Gurley II

On the season, Gurley averaged 6.1 yards per touch, which is over one yard per touch better than Pittsburgh RB Le'Veon Bell (4.8) who finished second in the NFL in scrimmage yards.

### 2017 NFL Touchdown Leaders

| Player                  | Rushing TDs | Rec. TDS        | Total |
|-------------------------|-------------|-----------------|-------|
| 1. Todd Gurley II, LA   | 13          | 6               | 19    |
| 2. Alvin Kamara, NO     | 8           | 5 (1 return TD) | 14    |
| 3. DeAndre Hopkins, HOU | 0           | 13              | 13    |
| 4t. Melvin Gordon, LAC  | 8           | 4               | 12    |
| 4t. Mark Ingram, NO     | 12          | 0               | 12    |

### 2017 Scrimmage Yards Leaders

| Player                | Rush Yards | Rec. Yards | Total |
|-----------------------|------------|------------|-------|
| 1. Todd Gurley II, LA | 1,305      | 788        | 2,093 |
| 2. Le'Veon Bell, PIT  | 1,291      | 655        | 1,946 |
| 3. Kareem Hunt, KC    | 1,327      | 455        | 1,782 |
| 4. LeSean McCoy, BUF  | 1,138      | 448        | 1,586 |
| 5. Melvin Gordon, LAC | 1,105      | 476        | 1,581 |

### 2017 Rushing Leaders

| Player                | Attempts | Avg. | Rush Yds. |
|-----------------------|----------|------|-----------|
| 1. Kareem Hunt, KC    | 272      | 4.88 | 1,327     |
| 2. Todd Gurley II, LA | 279      | 4.68 | 1,305     |
| 3. Le'Veon Bell, PIT  | 321      | 4.02 | 1,291     |
| 4. LeSean McCoy, BUF  | 287      | 3.97 | 1,138     |
| 5. Mark Ingram, NO    | 230      | 4.89 | 1,124     |

### Most Receiving Yards Among RBs in 2017

| Player                      | Receptions | Rec. Yds |
|-----------------------------|------------|----------|
| 1. Alvin Kamara, NO         | 81         | 826      |
| 2. Todd Gurley II, LA       | 64         | 788      |
| 3. Duke Johnson Jr., CLE    | 93         | 693      |
| 4. Le'Veon Bell, PIT        | 85         | 655      |
| 5. Christian McCaffrey, CAR | 80         | 651      |

### Highest Receiving Average Among RBs in 2017 (Minimum 50 Receptions)

| Player                   | Rec. Avg. |
|--------------------------|-----------|
| 1. Todd Gurley II, LA    | 12.3      |
| 2. Alvin Kamara, NO      | 10.2      |
| 3. Duke Johnson Jr., CLE | 9.4       |
| 4. Kareem Hunt, KC       | 8.6       |
| 5. Theo Riddick, DET     | 8.4       |

### Most 25-Plus Yard Receptions Among RBs in 2017

| Player                     | 25+ yd. Rec. |
|----------------------------|--------------|
| 1. Todd Gurley II, LA      | 9            |
| 2. Alvin Kamara, NO        | 7            |
| 3t. Jerick McKinnon, MIN   | 6            |
| 3t. Duke Johnson, Jr., CLE | 6            |
| 5. Chris Thompson, WAS     | 5            |

### Most First Down Receptions Among RBs in 2017

| Player                      | 1st Down Rec. |
|-----------------------------|---------------|
| 1. Christian McCaffrey, CAR | 38            |
| 2. Alvin Kamara, NO         | 36            |
| 3. Todd Gurley II, LA       | 32            |
| 4t. Le'Veon Bell, PIT       | 31            |
| 4t. Duke Johnson Jr., CLE   | 31            |



# TODD GURLEY II NOTES

## BEST OF THE BEST

RB Todd Gurley II continued his historic season with another memorable performance on Christmas Eve 2017. Gurley hauled in 10 receptions for 158 receiving yards and two touchdowns and added 118 rushing yards for a total of 276 scrimmage yards in the Rams, 27-23, win over the Titans. Gurley amassed 2,093 scrimmage yards and 19 touchdowns this season.



RB Todd Gurley II and Hall of Famer Eric Dickerson

Of Gurley's 19 overall touchdowns, he had 13 rushing and six receiving. He is one-of-three players in NFL history to record 2,000-plus scrimmage yards, 10-plus rushing touchdowns and five-plus receiving touchdowns in a single season, joining Hall of Famers O.J. Simpson (1975) and Marshall Faulk (2000 & 2001).

### 2,000-Plus Scrimmage Yards, 10-Plus Rushing TDs & 6-Plus Receiving TDs in a Single Season

| Player                | Season         | Scrim Yds.   | RushTD    | RecTD    |
|-----------------------|----------------|--------------|-----------|----------|
| O.J. Simpson*         | 1975 BUF       | 2,243        | 16        | 7        |
| Marshall Faulk**      | 2000 STL       | 2,189        | 18        | 8        |
| Marshall Faulk*       | 2001 STL       | 2,147        | 12        | 9        |
| <b>Todd Gurley II</b> | <b>LA 2017</b> | <b>2,093</b> | <b>13</b> | <b>6</b> |

\* - Member of the Pro Football Hall of Famer

^ - Won MVP in that respective season

Gurley became just the 10th player in NFL history to record 2,000-plus scrimmage yards and 19-plus overall touchdowns in a single season. Of the other nine players on that list, six are members of the Pro Football Hall of Fame and three won the league's Most Valuable Player Award in that respective season.

A major part of Gurley's success this season was his knack for generating explosive plays. Among players that have 2,000-plus scrimmage yards and 19-plus overall touchdowns in a single season, only Hall of Famers Marshall Faulk (6.6 in 2000 and 6.3 in 2001) and O.J. Simpson (6.3 in 1975) averaged more scrimmage yards per touch than Gurley's 6.1 mark this season.

### 2,000-Plus Scrimmage Yards & 19-Plus Touchdowns

| Rk.         | Player                | Season         | Scrim Yds.   | TDs       |
|-------------|-----------------------|----------------|--------------|-----------|
| 1.          | LaDainian Tomlinson** | 2006 SD        | 2,323        | 31        |
| 2.          | Priest Holmes         | 2002 KC        | 2,287        | 24        |
| 3.          | Ahman Green           | 2003 GB        | 2,250        | 20        |
| 4.          | O.J. Simpson*         | 1975 BUF       | 2,243        | 23        |
| 5.          | Terrell Davis**       | 1998 DEN       | 2,225        | 23        |
| 6.          | Eric Dickerson*       | 1983 LAR       | 2,212        | 20        |
| 7.          | Larry Johnson         | 2006 KC        | 2,199        | 19        |
| 8.          | Marshall Faulk**      | 2000 STL       | 2,189        | 26        |
| 9.          | Emmitt Smith*         | 1995 DAL       | 2,148        | 25        |
| 10.         | Marshall Faulk*       | 2001 STL       | 2,147        | 21        |
| 11.         | David Johnson         | 2016 ARI       | 2,118        | 20        |
| 12.         | Priest Holmes         | 2003 KC        | 2,110        | 27        |
| <b>13t.</b> | <b>Todd Gurley II</b> | <b>2017 LA</b> | <b>2,093</b> | <b>19</b> |
| 13t.        | Larry Johnson         | 2005 KC        | 2,093        | 21        |
| 15.         | Emmitt Smith *        | 1992 DAL       | 2,048        | 19        |

\* - Member of the Pro Football Hall of Famer

^ - Won MVP in that respective season

## GAME CHANGER

Rams RB Todd Gurley II recorded 276 scrimmage yards against the Titans on Dec. 24. Gurley's 276 scrimmage yards were the most in a single game in 2017. Atlanta WR Julio Jones had the previous high with 268 yards against Tampa Bay on Nov. 26.

Gurley had 10 receptions for 158 yards and two touchdowns, including an 80-yard touchdown reception on a screen pass from QB Jared Goff. Gurley's 80-yard touchdown reception was the second longest of the season for a running back behind Dallas RB Rod Smith who scored on an 81-yard touchdown reception against the Giants on Dec. 10.

Gurley is the only player in the NFL this season to post 100-plus rushing yards and 100-plus receiving yards in a single game. The last player to accomplish this feat was Houston RB Arian Foster who rushed for 115 yards and had five receptions for 119 yards against the Titans on Oct. 21, 2011.

### Most Scrimmage Yards in a Single Game in 2017

| Player                 | Date            | Team      | Opp.       | Scrim Yds. |
|------------------------|-----------------|-----------|------------|------------|
| <b>1. T. Gurley II</b> | <b>12/24/17</b> | <b>LA</b> | <b>TEN</b> | <b>276</b> |
| 2. J. Jones            | 11/26/17        | ATL       | TB         | 268        |
| 3. K. Hunt             | 09/07/17        | KC        | NE         | 246        |
| 4. D. Hopkins          | 10/29/17        | HOU       | SEA        | 224        |
| 5. E. Elliot           | 10/22/17        | DAL       | SF         | 219        |

## BEST OF THE BULLDOGS

After posting 158 receiving yards and 118 rushing yards against Tennessee in a Week 16 NFC West clinching victory, Todd Gurley II became one-of-three players in NFL history to post 150-plus receiving yards and 100-plus rushing yards in a single game.



Former Georgia RBs Todd Gurley II and Herschel Walker

Gurley joined fellow Georgia Bulldog and former Cowboy RB Hershel Walker and Cardinal RB Ollie Matson as the only players to ever accomplish this feat.


Walker had the most total scrimmage yards among the three, amassing 292 scrimmage yards with 170 yards through the air and 122 on the ground against the Philadelphia Eagles on Dec. 14, 1986.

Matson posted 276 scrimmage yards, the same total as Gurley in a losing effort against the Steelers on Nov. 28, 1954. He recorded 161 receiving yards and 115 rushing yards in the game.



# RAMS TEAM NOTES

## TOP-10 TALENT



QB Jared Goff and RB Todd Gurley II

The Rams are the only team in the NFL to have four skill position players who were taken in the top-10 in the NFL Draft with QB Jared Goff, RB Todd Gurley II and WRs Sammy Watkins and Tavon Austin.

The Arizona Cardinals, Chicago Bears and Kansas City Chiefs both have three skill position players taken in the top-10 in the NFL Draft.

The Arizona Cardinals have QB Blaine Gabbert (No. 10 overall in 2011), WR Larry Fitzgerald (No. 3 overall in 2004) and QB Carson Palmer (No. 1 overall in 2003). The Cardinals had four players on this

list after trading for RB Adrian Peterson, but he was placed on season-ending injured reserve.

The Bears have QB Mitchell Trubisky (No. 2 overall in 2017), WR Kevin White (No. 7 overall in 2015) and Mark Sanchez (No. 5 overall in 2009).

The Kansas Chiefs have QB Patrick Mahomes (No. 10 overall in 2017), RB C.J. Spiller (No. 9 overall in 2010) and QB Alex Smith (No. 1 overall in 2005).

### Los Angeles Rams Top-10 Skill Players

| Player         | Position | Draft | Selection    |
|----------------|----------|-------|--------------|
| Jared Goff     | QB       | 2016  | 1st overall  |
| Todd Gurley II | RB       | 2015  | 10th overall |
| Sammy Watkins  | WR       | 2014  | 4th overall  |
| Tavon Austin   | WR       | 2013  | 8th overall  |

## FIRST ROUND FOCUS

The Rams possess 10 players who entered the league as first-round selections in the NFL Draft. Seven of their 10 current first-round selections were drafted by the Rams.

Including the reserve lists, L.A. has drafted 25 players on it's roster, seven of those 25 were selected by the Rams in the first round of the respective drafts.

### First-Round Players on the Rams

| Player                 | Position | Draft | Selection    |
|------------------------|----------|-------|--------------|
| Jared Goff             | QB       | 2016  | 1st overall  |
| Todd Gurley II         | RB       | 2015  | 10th overall |
| Sammy Watkins (BUF)    | WR       | 2014  | 4th overall  |
| Aaron Donald           | DT       | 2014  | 13th overall |
| Dominique Easley* (NE) | DT       | 2014  | 29th overall |
| Tavon Austin           | WR       | 2013  | 8th overall  |
| Alec Ogletree          | LB       | 2013  | 30th overall |
| Mark Barron (TB)       | LB       | 2012  | 7th overall  |
| Michael Brockers       | DE       | 2012  | 14th overall |
| Robert Quinn           | OLB      | 2011  | 14th overall |

\* Denotes on reserve/injured list



WR Tavon Austin, RB Todd Gurley II, LB Alec Ogletree

## MARGINALLY GREAT

The Rams not only won games during the regular season, but they won by a large margin. They finished the 2017 season ranked second in the league in margin of victory, outscoring opponents by an average of 18.91 points per game in their 11 wins this season. Additionally, L.A. beat three of the other top-five team in average margin of victory this season 95-54, with an average margin of victory of 13.66 against Jacksonville, Houston and Dallas.

### Average Margin of Victory in 2017

| Team                    | Avg. Margin of Victory | Record |
|-------------------------|------------------------|--------|
| 1. Jacksonville Jaguars | 20.20                  | 10-5   |
| 2. Los Angeles Rams     | 18.91                  | 11-4   |
| 3. Baltimore Ravens     | 18.33                  | 9-6    |
| 4. Houston Texans       | 18.25                  | 4-11   |
| 5. Dallas Cowboys       | 16.13                  | 8-7    |

During the team's four-game winning streak from Week 6-10, L.A. outscored its opponents 144-41 with wins of 27-17, 33-0, 51-17 and 33-7.

## LONGEST TENURED RAMS



LS Jake McQuaide

There are seven current Rams who have played at least 75 games for the franchise, led by LS Jake McQuaide, with 112 career games played in a Rams uniform. McQuaide has played in every game since joining the franchise as an undrafted free agent following the 2011 NFL Draft.

G Rodger Saffold (98), P Johnny Hekker (96), OLB Robert Quinn (95), K Greg Zuerlein (92), DT Michael Brockers (91) and CB Trumaine Johnson (85) join McQuaide for most games played as a Ram.

| Pos. | Player           | Games Played for the Rams |
|------|------------------|---------------------------|
| LS   | Jake McQuaide    | 112                       |
| G    | Rodger Saffold   | 98                        |
| P    | Johnny Hekker    | 96                        |
| OLB  | Robert Quinn     | 95                        |
| K    | Greg Zuerlein    | 92                        |
| DT   | Michael Brockers | 91                        |
| CB   | Trumaine Johnson | 85                        |

## AYE, AYE CAPTAIN



Rams 2017 Team Captains

Under Head Coach Sean McVay, the Los Angeles Rams players voted on who would represent them as their team captains - the 2017 Rams Captains include three returning captains as well as two first-year Rams who were voted to be captain.

P Johnny Hekker is in his fourth season as a captain for the Rams, RB Todd Gurley II and LB Alec Ogletree are each in their second-consecutive season serving as captains. CB Trumaine Johnson is a first-time captain in his sixth season with the team. T Andrew Whitworth and OLB Connor Barwin, who joined the team as free agents this offseason, were each voted as captains.



# RAMS TEAM NOTES

## ALOHA RAMS



Rams 2017 Pro Bowl Participants P Johnny Hekker and LS Jake McQuaide

Following a strong 2017 season, five members of the Los Angeles Rams were named to the 2018 Pro Bowl – the team's highest output of Pro Bowl players since the 2003 season. Returner Pharoh Cooper, DT Aaron Donald, RB Todd Gurley II, P Johnny Hekker and K Greg Zuerlein will represent the Rams.

For the first time in Pro Bowl history, three roster spots will be occupied by Rams specialists.

Cooper and Zuerlein are first-time honorees, while Hekker is tied for a team-leading four Pro Bowl bids alongside Donald who is also making a repeat appearance this year. Since entering the NFL in 2014, Donald has concluded each season with a Pro Bowl nomination.

### Current Rams Pro Bowl Appearances

| Player             | Year                   |
|--------------------|------------------------|
| OLB Connor Barwin  | 2015                   |
| RS Pharoh Cooper   | 2018                   |
| DT Aaron Donald    | 2015, 2016, 2017, 2018 |
| RB Todd Gurley II  | 2016, 2018             |
| P Johnny Hekker    | 2014, 2016, 2017, 2018 |
| LS Jake McQuaide   | 2017                   |
| OLB Robert Quinn   | 2014, 2015             |
| T Andrew Whitworth | 2012, 2015, 2016       |
| K Greg Zuerlein    | 2018                   |

## DOMINATING THE DIVISION

The Rams entered Week 17 with a two game lead in the NFC West and an 11-4 record when they decided to rest their starters against the 49ers. The Rams finished 4-2 against divisional opponents during the 2017 campaign.

After defeating the Seahawks at CenturyLink Field on Dec. 17, the Rams moved to 3-0 on the road against teams in the NFC West, the first time a Rams team has accomplished this feat since the 2001 Rams went 4-0 on the road in the then five team NFC West.

The Rams outscored their divisional opponents 171-112 this season, which is a 59 point differential. It is the highest positive point differential in the division for the Rams since the 2001 Rams outscored their divisional opponents 274-160 for a 114 point differential. The 2001 Rams played in a five team division and therefore had eight divisional games that season.

The Rams also posted 30-plus points against all three of their divisional opponents this season. The 2002 Rams were the last team to accomplish that feat.

### Rams NFC West Matchups in 2017

| Date         | Opponent          | Score          | Differential |
|--------------|-------------------|----------------|--------------|
| 09/21        | @ San Francisco   | 41-39          | +2           |
| 10/08        | vs. Seattle       | 10-16          | -6           |
| 10/22        | vs. Arizona       | 33-0           | +33          |
| 12/03        | @ Arizona         | 32-16          | +16          |
| 12/17        | @ Seattle         | 42-7           | +35          |
| 12/31        | vs. San Francisco | 13-34          | -21          |
| <b>Total</b> |                   | <b>171-112</b> | <b>+59</b>   |

## TOP SCORING TEAMS


Rams Head Coach Sean McVay immediately fixed the team's scoring issues, surpassing the 224 points scored in 2016 in only eight games in 2017. The Rams not only improved, they went from worst to first in total scoring and points per game from the 2016 to the 2017 season with 478 points scored and averaged 29.9 points per game.

The Rams scored 30-plus points nine times during the 2017 regular season, a feat the team achieved only three times in the previous two seasons combined.

### Most Points Scored in 2017

| Team                    | Games | Points | Points/GM |
|-------------------------|-------|--------|-----------|
| 1. Los Angeles Rams     | 16    | 478    | 29.9      |
| 2. New England Patriots | 16    | 458    | 28.6      |
| 2. Philadelphia Eagles  | 16    | 457    | 28.5      |
| 4. New Orleans Saints   | 16    | 448    | 28.0      |
| 5. Jacksonville Jaguars | 16    | 417    | 26.1      |

## HOME IS WHERE THE HEART IS



The Los Angeles Rams once again call the Los Angeles Memorial Coliseum home, the original home of the Los Angeles Rams from 1946-1979 and once again from 2016 through the 2019 campaign.

Los Angeles has a regular season record of 146-85-8 in games played at the Coliseum. Los Angeles also hosted 10 playoff contests at the Coliseum.

Los Angeles went 7-0 at home twice in its first 34 seasons in the Coliseum, during the 1973 and 1977 seasons.

## FRESH FACES

In addition to 20 new coaches on the Rams' 23-man coaching staff, Los Angeles also has 23 new faces on its 53-man roster, including, two players acquired via trade, 10 free agents, two players claimed off waivers and seven rookies. Of the 23 new faces, 13 are on the offensive side of the ball, while nine new defenders and one specialist joined the Rams since the end of the 2016 campaign.

| Pos.                       | Name                  | College        | Height | Weight | Obtained   |
|----------------------------|-----------------------|----------------|--------|--------|------------|
| <u>Acquired via Trade:</u> |                       |                |        |        |            |
| WR                         | Sammy Watkins         | Clemson        | 6-1    | 211    | T(BUF)-'17 |
| TE                         | Derek Carrier         | Beloit (Wis.)  | 6-4    | 244    | T(Was)-'17 |
| <u>Waiver Claim:</u>       |                       |                |        |        |            |
| C                          | Austin Blythe         | Iowa           | 6-3    | 300    | W(IND)-'17 |
| OL                         | Aaron Neary           | E. Washington  | 6-4    | 301    | W(PHI)-'17 |
| <u>Free Agents:</u>        |                       |                |        |        |            |
| OLB                        | Connor Barwin         | Cincinnati     | 6-4    | 255    | FA-'17     |
| RB                         | Lance Dunbar          | North Texas    | 5-8    | 187    | FA-'17     |
| K                          | Sam Ficken            | Penn State     | 6-2    | 190    | FA-'17     |
| LB                         | Cameron Lynch         | Syracuse       | 6-0    | 229    | FA-'17     |
| T                          | Cornelius Lucas       | Kansas State   | 6-9    | 320    | FA-'17     |
| CB                         | Nickell Robey-Coleman | USC            | 5-8    | 178    | FA-'17     |
| OLB                        | Garrett Sickels       | Penn State     | 6-4    | 252    | FA-'17     |
| C                          | John Sullivan         | Notre Dame     | 6-4    | 310    | FA-'17     |
| OLB                        | Carlos Thompson       | Mississippi    | 6-5    | 250    | FA-'17     |
| DT                         | Tyrann Walker         | Tulsa          | 6-3    | 310    | FA-'17     |
| T                          | Andrew Whitworth      | LSU            | 6-7    | 333    | FA-'17     |
| WR                         | Robert Woods          | USC            | 6-0    | 193    | FA-'17     |
| <u>Rookies:</u>            |                       |                |        |        |            |
| RB                         | Justin Davis          | USC            | 6-1    | 198    | UDFA       |
| OLB                        | Samson Ebukam         | E. Washington  | 6-3    | 240    | D4B-'17    |
| TE                         | Gerald Everett        | S. Alabama     | 6-3    | 245    | D2-'17     |
| S                          | John Johnson III      | Boston College | 6-0    | 204    | D3B-'17    |
| WR                         | Cooper Kupp           | E. Washington  | 6-2    | 205    | D3A-'17    |
| WR                         | Josh Reynolds         | Texas A&M      | 6-3    | 192    | D4A-'17    |
| DT                         | Tanzel Smart          | Tulane         | 6-1    | 290    | D6A-'17    |



# RAMS TEAM NOTES

## HONOR ROLL



RB Todd Gurley, NFC POM, Sept. 2017

There have been five different Rams honored 10 times during the 2017 campaign with two NFC Special Teams Players of the Week, four NFC Offensive Player of the Week, one NFC Defensive Player of the Week, one NFC Offensive Player of the Month and two Special Teams Player of the Month.

RB Todd Gurley II was named the NFC Offensive Player of the Month for September this season. Gurley rushed 63 times for 241 yards and four rushing touchdowns and recorded 13 receptions for 140 yards and two touchdowns in the month of September. Gurley's six touchdowns led the NFC and were

led the NFL in the opening month of the 2017 season. A week after being named NFC Player of the Month for the first three games of the 2017 season, Gurley led the team in rushing (121 yards) and receiving (94 yards) to account for a career-best 215 yards from scrimmage, earning a 35-30 win over the Cowboys and his first-career NFC Offensive Player of the Week accolades. Gurley was also named player of the week in Week 15. Gurley became the first RB to receive the weekly award back-to-back weeks since the award started in 1984.

K Greg Zuerlein booted his way into the Rams franchise history books in the 2017 Week 4 win over Dallas with a 7-of-7 showing on field goal attempts, establishing a new franchise record for single-game made field goals and posted 23 points en route to his first NFC Special Teams Player of the Week honors since the 2014 season. Zuerlein was named the NFC Special Teams Player of the Month for October 2017, his first-career player of the month accolades. Zuerlein continued his hot streak becoming the first player in NFL history to be named the NFC Special Teams Player of the month in back-to-back months.

CB Trumaine Johnson earned his first-career NFC Defensive Player of the Week award after recording a pick six, a forced fumble, a fumble recovery, one PD and two tackles in Week 1.

WR/Returner Pharoh Cooper earned his first-career Player of the Week Accolades following the Week 6 win over Jacksonville, taking the opening kickoff 103 yards to pay dirt.

| Player                  | Award              | (Season)                |
|-------------------------|--------------------|-------------------------|
| Tavon Austin            | NFC ST POW         | Week 10 (2013)          |
| Tavon Austin            | NFC ST POM         | November (2013)         |
| Tavon Austin            | NFC ST POW         | Week 14 (2014)          |
| Tavon Austin            | NFC ST POW         | Week 1 (2015)           |
| <b>Pharoh Cooper</b>    | <b>NFC ST POW</b>  | <b>Week 6 (2017)</b>    |
| Aaron Donald            | NFC Def POW        | Week 1 (2015)           |
| Aaron Donald            | NFC Def POW        | Week 14 (2015)          |
| Aaron Donald            | NFC Def POW        | Week 4 (2016)           |
| <b>Jared Goff</b>       | <b>NFC Off POW</b> | <b>Week 9 (2017)</b>    |
| <b>Todd Gurley II</b>   | <b>NFC Off POM</b> | <b>September (2017)</b> |
| <b>Todd Gurley II</b>   | <b>NFC OFF POW</b> | <b>Week 4 (2017)</b>    |
| <b>Todd Gurley II</b>   | <b>NFC OFF POW</b> | <b>Week 15 (2017)</b>   |
| <b>Todd Gurley II</b>   | <b>NFC OFF POW</b> | <b>Week 16 (2017)</b>   |
| Johnny Hekker           | NFC ST POW         | Week 5 (2012)           |
| Johnny Hekker           | NFC ST POW         | Week 10 (2016)          |
| Johnny Hekker           | NFC ST POM         | December (2016)         |
| <b>Trumaine Johnson</b> | <b>NFC Def POW</b> | <b>Week 1 (2017)</b>    |
| Robert Quinn            | NFC ST POW         | Week 8 (2011)           |
| Robert Quinn            | NFC Def POW        | Week 1 (2013)           |
| Nickell Robey-Coleman   | AFC Def POW        | Week 5 (2016)           |
| Greg Zuerlein           | NFC ST POW         | Week 4 (2012)           |
| Greg Zuerlein           | NFC ST POW         | Week 13 (2012)          |
| Greg Zuerlein           | NFC ST POW         | Week 11 (2014)          |
| <b>Greg Zuerlein</b>    | <b>NFC ST POW</b>  | <b>Week 4 (2017)</b>    |
| <b>Greg Zuerlein</b>    | <b>NFC ST POM</b>  | <b>October (2017)</b>   |
| <b>Greg Zuerlein</b>    | <b>NFC ST POM</b>  | <b>November (2017)</b>  |

## NO FIRST, AND 10



Rams Head Coach Sean McVay and General Manager Les Snead

The 2017 NFL Draft marked the 81st draft for the Rams franchise dating back to the second-ever NFL draft in 1937. The team has not had a first-round selection in only eight of those drafts, most recently in 2017.

The season following a draft in which the team didn't make a selection in the first round, the Rams went on to win at least 10 games on five different occasions (1967, 1968, 1973, 1984, 2017), including three seasons where the Rams claimed the NFC West title (1967, 1973, 2017).


Additionally, five of the franchise's 21 ties have come the season following a draft that the Rams didn't make a first-round selection, including two ties during the 1967 season, one of three seasons that featured two games ending in a draw.

| Year (Traded to)                         | Record | Divisional Finish           |
|--|--------|-----------------------------|
| 2017 (choice to Cleveland through Tenn.) | 11-5   | first in NFC West           |
| 1987 (choice to Houston)                 | 6-9    | third in NFC West           |
| 1984 (choice to Kansas City)             | 10-6   | second in NFC West          |
| 1973 (choice to New England)             | 12-2   | first in NFC West           |
| 1972 (choice to NY Giants through N.E.)  | 6-7-1  | third in NFC West           |
| 1968 (choice to Detroit)                 | 10-3-1 | second in NFC West          |
| 1967 (choice to Minnesota)               | 11-1-2 | first in NFC West           |
| 1948 (choice to Detroit)                 | 6-5-1  | third in Western Conference |

In total, the Rams are 81-41-5 (.657) all-time the season after not selecting in the first round of that year's draft.

## YOUNG GUNS

As of Week 1 of the 2017 campaign, the Rams have not only the youngest head coach in modern NFL history, they also have the league's second-youngest roster with an average age of 25.7, trailing only the Cleveland Browns.



S John Johnson III is the youngest Ram, he will turn 22 in December

The youngest Ram on the roster is S John Johnson III, who turned 22 on Dec. 19. The oldest Ram is T Andrew Whitworth, the 12th year pro turned 36 on Dec. 12, exactly one week before Johnson celebrated his 22nd birthday.

There are three Rams players over the age of 30, OLB Connor Barwin (31), C John Sullivan (32) and Whitworth.

A season ago, the Rams went into Week 1 as the youngest team in the NFL with an average age of 25.60 years old. The Browns were the league's second-youngest team last season with an average age of 25.62.

### Youngest NFL Teams as of Week 1 2017

| Team                    | Average Age |
|-------------------------|-------------|
| Cleveland Browns        | 24.7        |
| <b>Los Angeles Rams</b> | <b>25.7</b> |
| Cincinnati Bengals      | 26.0        |
| Jacksonville Jaguars    | 26.1        |
| Indianapolis Colts      | 26.1        |



# RAMS TEAM NOTES

## WORTH EVERY PENNY

Rams WR Robert Woods proved to be one of, if not the best free agent acquisition at the wide receiver position during the 2017 season.

Among unrestricted free agents from the 2017 class, Woods finished third in receiving yards and second in touchdown receptions, despite playing in only 14 games this season.

The former Trojan's 781 yards is a single-season best and his five touchdowns matches his career-mark in a single season. Woods enjoyed a career day with 171 yards receiving against the Texans in a 33-7 win.



WR Robert Woods vs. Houston

### Most Receiving Yards Among 2017 Unrestricted Free Agents

| Player                 | 2016 Team  | 2017 Team | Yards      |
|------------------------|------------|-----------|------------|
| 1. Marquise Goodwin    | BUF        | SF        | 1,006      |
| 2. Alshon Jeffery      | CHI        | PHI       | 789        |
| 3. <b>Robert Woods</b> | <b>BUF</b> | <b>LA</b> | <b>781</b> |
| 4. DeSean Jackson      | WAS        | TB        | 706        |
| 5. Pierre Garcon       | WAS        | SF        | 500        |

## HANGIN WITH THE BEST OF 'EM

Rams QB Jared Goff is the only quarterback in franchise history to pass for 300-plus yards, three touchdowns and no interceptions in consecutive games.

Goff is also one-of-three quarterbacks to finish the 2017 regular season with three games with 300-plus yards, three touchdowns and no interceptions.

He joins Kansas City's Alex Smith and New England's Tom Brady as the only quarterbacks to accomplish this feat in 2017.



QB Jared Goff and Patriots QB Tom Brady

### Jared Goff's Games with 300+ Yards, 3 TDs & 0 INTs

| Date     | Opponent | Yards | TD/INT | Score/Result |
|----------|----------|-------|--------|--------------|
| 11/05/17 | NYG      | 311   | 4/0    | W, 51-17     |
| 11/12/17 | HOU      | 355   | 3/0    | W, 33-7      |
| 12/24/17 | TEN      | 301   | 4/0    | W, 27-24     |

### Alex Smith's Games with 300+ Yards, 3 TDs & 0 INTs

| Date     | Opponent | Yards | TD/INT | Score/Result |
|----------|----------|-------|--------|--------------|
| 09/07/17 | NE       | 368   | 4/0    | W, 42-27     |
| 10/08/17 | HOU      | 324   | 3/0    | W, 42-34     |
| 10/19/17 | OAK      | 342   | 3/0    | L, 31-30     |
| 12/3/17  | NYJ      | 366   | 4/0    | L, 38-31     |

### Tom Brady's Games with 300+ Yards, 3 TDs & 0 INTs

| Date     | Opponent | Yards | TD/INT | Score/Result |
|----------|----------|-------|--------|--------------|
| 09/17/17 | NO       | 447   | 3/0    | W, 36-20     |
| 09/24/17 | HOU      | 378   | 5/0    | W, 36-33     |
| 11/19/17 | OAK      | 399   | 3/0    | W, 33-8      |

## DUAL THREAT



RB Todd Gurley II vs. Houston

The Rams offense was one of the most dynamic units in the NFL during the 2017 regular season and is currently tied for fourth in the league in scrimmage yards per touch. The Rams averaged 7.7 yards per play from scrimmage, tied for the sixth-best average in the league in 2017.

The Rams success from scrimmage is due in large part to RB Todd Gurley II, who led the NFL in scrimmage yards per game with 139.5. He has been one of the best dual threats through the air and on the ground this season. Gurley led the NFL in yards from scrimmage (2,093) during the 2017 regular season.

### Most Scrimmage Yards-per-Game in 2017

| Player                       | Scrim. Yds   | Scrim Yds/Game |
|------------------------------|--------------|----------------|
| 1. <b>Todd Gurley II, LA</b> | <b>2,093</b> | <b>139.5</b>   |
| 2. Le'Veon Bell, PIT         | 1,946        | 129.7          |
| 3. Kareem Hunt, KC           | 1,782        | 111.4          |
| 4. Antonio Brown, PIT        | 1,533        | 109.5          |
| 5. Leonard Fournette, JAX    | 1,342        | 103.2          |

## 4-for-5(hundred)

The Rams are one-of-six teams that finished the 2017 season with four players who have 500-plus receiving yards this season. Robert Woods (781), Cooper Kupp (869), Todd Gurley II (788) and Sammy Watkins (593) all recorded over 500 receiving yards on the season. The Steelers, Buccaneers, Seahawks, Chargers and Redskins also have at least four players with 500-plus receiving yards.

The Redskins had a league-best five receivers with 500-plus receiving yards during the 2017 regular season.

### Rams with 500-plus Receiving Yards

| Player         | Rec. | Yards | TDs |
|----------------|------|-------|-----|
| Cooper Kupp    | 58   | 869   | 5   |
| Todd Gurley II | 64   | 788   | 6   |
| Robert Woods   | 56   | 781   | 5   |
| Sammy Watkins  | 39   | 593   | 8   |

## TAKING IT TO THE CRIB

The Rams were one-of-five teams to lead the league in interceptions returned for touchdowns during the 2017 regular season. Most recently, LB Alec Ogletree intercepted a Blaine Gabbert pass and returned it 41 yards for a touchdown against Arizona on 12/3.

Ogletree's touchdown was the Rams third pick-six of the season. S Lamarcus Joyner and CB Trumaine Johnson both returned interceptions for touchdowns in Week 1 against the Colts.

### Most Interception Return for TDs

| Team                   | INTs | TDs |
|------------------------|------|-----|
| 1t. Los Angeles Rams   | 18   | 3   |
| 1t. Baltimore Ravens   | 22   | 3   |
| 1t. Detroit Lions      | 19   | 3   |
| 1t. Seattle Seahawks   | 14   | 3   |
| 1t. Cincinnati Bengals | 11   | 3   |



# RAMS OFFENSIVE NOTES

## DOWN-IN AND DOWN-OUT



WR Sammy Watkins

During the 2017 regular season, the Rams finished sixth in the NFL in yards-per-play with a mark of 5.78.

Against the Giants, L.A. averaged 7.8 yards per play, while QB Jared Goff averaged 22.2 yards per completion.

WR Sammy Watkins averaged 15.2 yards per reception in 15 regular season games played as a member of the Los Angeles Rams.

### Highest Yards-Per-Play in 2017

| Team                    | Yds./Play |
|-------------------------|-----------|
| 1. New Orleans Saints   | 6.26      |
| 2. Kansas City Chiefs   | 6.10      |
| 3. Atlanta Falcons      | 5.93      |
| 4. Los Angeles Chargers | 5.91      |
| 5. New England Patriots | 5.89      |
| 6. Los Angeles Rams     | 5.78      |

## GAME WRECKERS

The Rams are one-of-four teams in the NFL with three or more players who have combined for four touchdown receptions of 50-plus yards.

The Eagles and Chiefs each have four players with a 50-plus yard touchdown reception, and Kansas City leads the league with eight 50-plus yard touchdowns.

WR Robert Woods recorded a 50-plus yard receiving touchdown in back-to-back weeks, including a 94-yard touchdown against the Houston Texans, marking the third longest touchdown reception in franchise history.



Watkins, Gurley II and Woods

### Los Angeles Players with 50-plus yard TD Recs

| Player         | Date/Opponent    | Play                 |
|----------------|------------------|----------------------|
| Robert Woods   | 11/12/17 vs. HOU | 94-yard TD reception |
| Todd Gurley II | 12/24/17 @ TEN   | 80-yard TD reception |
| Sammy Watkins  | 11/5/17 @ NYG    | 67-yard TD reception |
| Todd Gurley II | 10/1/17 @ DAL    | 53-yard TD reception |
| Robert Woods   | 11/5/17 @ NYG    | 52-yard TD reception |

### Indianapolis Players with 50-plus yard TD Recs

| Player         | Date/Opponent    | Play                 |
|----------------|------------------|----------------------|
| T.Y. Hilton    | 11/5/17 @ HOU    | 80-yard TD reception |
| T.Y. Hilton    | 9/24/17 vs. CLE  | 61-yard TD reception |
| Chester Rogers | 11/12/17 vs. PIT | 61-yard TD reception |
| Donte Moncrief | 11/12/17 vs. PIT | 60-yard TD reception |

### Philadelphia Players with 50-plus yard TD Recs

| Player         | Date/Opponent    | Play                 |
|----------------|------------------|----------------------|
| Nelson Agholor | 9/10/17 @ WAS    | 58-yard TD reception |
| Nelson Agholor | 10/8/17 vs. ARI  | 72-yard TD reception |
| Mack Hollins   | 10/23/17 vs. WAS | 64-yard TD reception |
| Torrey Smith   | 10/8/17 vs. ARI  | 59-yard TD reception |
| Alshon Jeffery | 10/29/17 vs. SF  | 53-yard TD reception |

### Kansas City Players with 50-plus yard TD Recs

| Player            | Date/Opponent    | Play                 |
|-------------------|------------------|----------------------|
| Kareem Hunt       | 9/7/17 NE        | 78-yard TD reception |
| Tyreek Hill       | 9/7/17 @NE       | 75-yard TD reception |
| Tyreek Hill       | 10/19/17 @OAK    | 64-yard TD reception |
| Tyreek Hill       | 11/05/17 @DAL    | 56-yard TD reception |
| Albert Wilson     | 10/19/17 @OAK    | 63-yard TD reception |
| De'Anthony Thomas | 10/15/17 vs. PIT | 57-yard TD reception |
| Tyreek Hill       | 12/3/13 @ NYJ    | 57-yard TD reception |

## 2ND-AND-SIXISH

The Rams ranked fourth in the NFL in percentage of rushes gaining 4-plus yards. 46.5 percent of the Rams rushing plays this season have gone for at least four yards, which is vital in limiting third-and-longs as well as picking up early first downs. The Rams also finished the 2017 regular season ranked second in the NFL in rushing plays of 4-plus yards on first down (48.4 percent).

RB Todd Gurley II averages 4.7 yards per rush, amassing 1,305 yards rushing on 279 attempts. The 279 rushes were the fourth-most in the NFL, while Gurley's 1,305 rushing yards were the second-most during the 2017 regular season.



RB Todd Gurley II

### Percentage of Rushes Gaining 4+ Yards in 2017

| Team                    | Rushes | 4+ Rush | Pct. Rush +4 |
|-------------------------|--------|---------|--------------|
| 1. Dallas Cowboys       | 480    | 236     | 49.2         |
| 2. Green Bay Packers    | 386    | 186     | 48.2         |
| 3. New England Patriots | 448    | 210     | 46.9         |
| 4. Los Angeles Rams     | 454    | 211     | 46.5         |
| 5. Baltimore Ravens     | 460    | 209     | 45.4         |

### Percentage of Rushes Gaining 4+ Yards on 1st Down in 2017

| Team                    | 1st Rush 4+ | 1st Rush | Pct. |
|-------------------------|-------------|----------|------|
| 1. Dallas Cowboys       | 269         | 138      | 51.3 |
| 2. Los Angeles Rams     | 246         | 119      | 48.4 |
| 3. New England Patriots | 268         | 128      | 47.8 |
| 4. San Francisco 49ers  | 225         | 104      | 46.2 |
| 5. Green Bay Packers    | 228         | 102      | 44.7 |

## ROAD WARRIOR

Rams QB Jared Goff was one of only two quarterbacks to start at least seven road games and have only two interceptions during the 2017 regular season.

Goff completed 148 passes for 1,848 yards, 18 touchdowns and two interceptions in eight road games this season. The Rams finished the season 7-1 in road games and 8-1 in games played away from the Coliseum in 2017.



QB Jared Goff

Goff posted a 109.8 passer rating on the road with 18 touchdowns, second only to Kansas City QB Alex Smith, who played in only seven road games this season.

Goff's 15 25-plus yard passes on the road was tied for the 10th-most with Panthers QB Cam Newton. Additionally, Goff threw a touchdown on 7.7 percent of his passes in road contest, the best percentage in the league.

### Most Touchdown Passes on the Road in 2017

| Rk. | Player         | Team | Games | TDs |
|-----|----------------|------|-------|-----|
| 1t. | Jared Goff     | LA   | 8     | 18  |
| 1t. | Alex Smith     | KC   | 7     | 18  |
| 3.  | Russell Wilson | SEA  | 8     | 17  |
| 4.  | Andy Dalton    | CIN  | 8     | 16  |
| 5t  | Philip Rivers  | LAC  | 8     | 15  |
| 5t. | Carson Wentz   | PHI  | 8     | 15  |

### Highest Passer Rating on the Road in 2017 (Minimum of 4 starts)

| Rk. | Player         | Team | Games | Rate  |
|-----|----------------|------|-------|-------|
| 1.  | Alex Smith     | KC   | 7     | 118.0 |
| 2.  | Jared Goff     | LA   | 8     | 109.8 |
| 3.  | Drew Brees     | NO   | 8     | 103.5 |
| 4.  | Jameis Winston | TB   | 6     | 102.4 |
| 5.  | Tom Brady      | NE   | 8     | 100.1 |



# RAMS OFFENSIVE NOTES

## LINING THEM UP

One of Head Coach Sean McVay's first tasks was shoring up the Rams offensive line - a unit that saw six different starting combinations during the 2016 campaign. The Rams are the only team in the NFL to use the same five starting offensive linemen in 15 of their first 15 contests this season.



C John Sullivan

The unit has allowed only 28 sacks during the 2017 regular season, the ninth-fewest sacks allowed in the NFL during the 2017 regular season. The Los Angeles Chargers have allowed the fewest sacks so far this season, only allowing 18 sacks this season.

L.A. has two games this season in which they did not surrender a sack, both of which came on the road. The unit has paved the way for RB Todd Gurley II to score at league-best 19 touchdowns and is the only player in the league to surpass over 2,000 scrimmage yards. Gurley is averaging over 175 yard from scrimmage over the last five games.

The franchise has not used a draft pick on an offensive lineman since the 2015 draft, so McVay and Co. infused the existing youth on the roster with a pair of veteran free agents in T Andrew Whitworth and C John Sullivan. The duo has combined to play in 314 career games with 282 starts. Additionally, Whitworth and Sullivan have played in 10 postseason contests with nine career playoff starts between them.

T Rob Havenstein, a massive 6-8 lineman from Wisconsin, was the team's second round (57th overall) pick in 2015. Havenstein started the first 15 games of the 2016 season at RT before suffering an ankle injury.

2015 third-round pick G Jamon Brown started five games in his second professional season at both left and right guard positions. He won the RG position heading into the 2017 campaign.

## 'WAT' ABOUT THE DEEP BALL?

Since being drafted in 2014, Rams newly acquired receiver Sammy Watkins has the third highest average yards per reception total in the NFL (minimum of 150 receptions). Watkins (15.9) trails only WRs DeSean Jackson (17.6) and T.Y. Hilton (16.4) for the top mark in the league during that span amongst all receivers with at least 150 receptions.



WR Sammy Watkins

In 2015, Watkins was tied for first in the NFL in average yards-per reception with Jacksonville's Allen Robinson. Watkins was also top-10 in the NFL in 25+ yard receptions in only 13 games played.

Watkins has scored eight touchdowns with the Rams this season, which is tied for the eighth-most receiving touchdowns during the 2017 regular season. In his career, the Clemson product has 25 receiving touchdowns.

### Highest Average Yards-per Reception (2014-present) Minimum of 150 Receptions

| Rk. | Player               | Team          | Avg.        |
|-----|----------------------|---------------|-------------|
| 1.  | DeSean Jackson       | WAS/TB        | 17.6        |
| 2.  | T.Y. Hilton          | IND           | 16.3        |
| 3.  | <b>Sammy Watkins</b> | <b>BUF/LA</b> | <b>15.9</b> |
| 4.  | Rob Gronkowski       | NE            | 15.8        |
| 5.  | Marvin Jones Jr.     | CIN/DET       | 15.7        |

## GOING GOFF IN THE SCORING COLUMN



QB Jared Goff

After enjoying a career-day in the team's opening win over the Indianapolis Colts, QB Jared Goff established a then career-high in passing yards (311), QB rating (146.8) and passing touchdowns (4) in a rain-soaked win over the New York Giants in the team's Week 9 win. A week later in the team's first game back in L.A. in over a month against, Goff posted a new-career high 355 yards passing.

Goff became only the fourth QB this season to pass for over 300 yards with four passing touchdowns this season in a 51-17 win over the New York Giants.

In his first road start of his sophomore campaign, a Thursday Night game at San Francisco, the Cal product had his most efficient day in the NFL, completing 22-of-28 passing attempts (79 percent) for 292 yards, three touchdowns and no interceptions with a 145.8 QB rating, earning his first road victory. It was Goff's second three-touchdown game, both games came on the road in his first road start of each of his first two seasons.

Rams QB Jared Goff threw three touchdowns in the first half of his first-career road start as a rookie in a Week 12 match-up with the New Orleans Saints in 2016, becoming the third rookie to throw three touchdowns in their first-career road start over the past 20 years.

### Jared Goff Touchdown Passes

| Play                               | Date/Opponent |
|------------------------------------|---------------|
| 24-yard pass to WR Tavon Austin    | 11/27/16/NO   |
| 6-yard pass to WR Kenny Britt      | 11/27/16/NO   |
| 15-yard pass to TE Lance Kendricks | 11/27/16/NO   |
| 1-yard pass to WR Kenny Britt      | 12/4/16/NE    |
| 2-yard pass to TE Tyler Higbee     | 12/24/16/SF   |
| 18-yard pass to WR Cooper Kupp     | 9/10/17/IND   |
| 18-yard pass to RB Todd Gurley II  | 9/17/17/WAS   |
| 7-yard pass to RB Todd Gurley II   | 9/21/17/SF    |
| 1-yard pass to WR Sammy Watkins    | 9/21/17/SF    |
| 13-yard pass to WR Sammy Watkins   | 9/21/17/SF    |
| 7-yard pass to WR Cooper Kupp      | 10/1/17/DAL   |
| 53-yard pass to RB Todd Gurley II  | 10/1/17/DAL   |
| 4-yard pass to TE Gerald Everett   | 10/15/17/JAX  |
| 18-yard pass to WR Cooper Kupp     | 10/22/17/ARI  |
| 8-yard pass to TE Tyler Higbee     | 11/5/17/NYG   |
| 52-yard pass to WR Robert Woods    | 11/5/17/NYG   |
| 67-yard pass to WR Sammy Watkins   | 11/5/17/NYG   |
| 4-yard pass to WR Robert Woods     | 11/5/17/NYG   |
| 94-yard pass to WR Robert Woods    | 11/12/17/HOU  |
| 17-yard pass to WR Sammy Watkins   | 11/12/17/HOU  |
| 12-yard pass to WR Robert Woods    | 11/12/17/HOU  |
| 5-yard pass to WR Sammy Watkins    | 11/26/17/NO   |
| 7-yard pass to WR Josh Reynolds    | 11/26/17/NO   |
| 1-yard pass to TE Gerald Everett   | 12/3/17/ARI   |
| 11-yard pass to WR Sammy Watkins   | 12/3/17/ARI   |
| 6-yard pass to WR Cooper Kupp      | 12/10/17/PHI  |
| 1-yard pass to WR Sammy Watkins    | 12/10/17/PHI  |
| 1-yard pass to WR Robert Woods     | 12/17/17/SEA  |
| 14-yard pass to RB Todd Gurley II  | 12/17/17/SEA  |
| 3-yard pass to RB Todd Gurley II   | 12/24/17/TEN  |
| 80-yard pass to RB Todd Gurley II  | 12/24/17/TEN  |
| 3-yard pass to WR Sammy Watkins    | 12/24/17/TEN  |
| 14-yard pass to WR Cooper Kupp     | 12/24/17/TEN  |





# RAMS OFFENSIVE NOTES

## SCORING SUMMARIES


The Los Angeles Rams lit up the scoreboard in a variety of different ways this season, as they finished tied for the third-best scoring differential, outscoring opponents by 149 points during the 2017 regular season.

L.A. scored 53 points on its opening drives during the 2017 regular season, which is tied for the third-highest total in opening drive points. The Rams scored on 11 of their 16 opening drives, including five touchdowns.

The Rams had 188 offensive drives during the 2017 regular season and scored 45 touchdowns and connected on 40 field goals, scoring on 85-of-188 offensive drives (45.2 percent), which is the second-most efficient output in the league during the 2017 campaign trailing only the New England Patriots.

L.A. was also efficient in goal-to-go situations, converting 96.7 percent of their goal-to-go series into points. 33-of-188 offensive drives ended in goal-to-go situations and the Rams scored on 32 of those 33 drives for 198 points, the second-most goal-to-go points in the NFL in 2017.

The Rams were one-of-12 teams that did not have a giveaway in goal-to-go situations during the 2017 regular season.



WR Josh Reynolds

### 2017 Scoring Differential

| Team                        | Scored     | Allowed    | Differential |
|-----------------------------|------------|------------|--------------|
| 1t. Philadelphia Eagles     | 458        | 296        | 162          |
| 1t. New England Patriots    | 457        | 295        | 162          |
| <b>3t. Los Angeles Rams</b> | <b>478</b> | <b>329</b> | <b>149</b>   |
| 3t. Jacksonville Jaguars    | 417        | 268        | 149          |
| 5. Minnesota Vikings        | 382        | 252        | 130          |

### Points Scored on First Offensive Possessions

| Team                        | TDs      | Scores    | Points    |
|-----------------------------|----------|-----------|-----------|
| 1. Green Bay Packers        | 7        | 9         | 54        |
| 2. New England Patriots     | 7        | 9         | 54        |
| <b>3t. Los Angeles Rams</b> | <b>5</b> | <b>11</b> | <b>53</b> |
| 3t. New Orleans Saints      | 5        | 11        | 53        |
| 5. Washington Redskins      | 5        | 9         | 47        |

### Goal-to-Go Scoring Sorted by Efficiency

| Team                       | G-T-G TDs | G-T-G TD Eff. | G-T-G Pts. |
|----------------------------|-----------|---------------|------------|
| 1. New England Patriots    | 27        | 78.9          | 234        |
| <b>2. Los Angeles Rams</b> | <b>26</b> | <b>78.8</b>   | <b>198</b> |
| 3. Minnesota Vikings       | 24        | 77.4          | 178        |
| 4. New Orleans Saints      | 22        | 73.3          | 177        |
| 5. Jacksonville Jaguars    | 24        | 85.7          | 176        |

## ROOKIE TRIO

The Rams finished the regular season with the third-most receiving yards among rookies. Cooper Kupp (869), Gerald Everett (244) and Josh Reynolds (104) all contributed to a passing attack that finished the season ranked 10th in the NFL. Kupp, Everett and Reynolds combined for 1,217 of L.A.'s 4,023 receiving yards.

The Jacksonville Jaguars lead the league in rookie receiving yards (1,475), and the San Francisco 49ers (1,397) are second.


### Most Combined Rookie Receiving Yards in 2017

|                           |                  |                           |
|---------------------------|------------------|---------------------------|
| 1. Jacksonville           | 2. San Francisco | 3. Los Angeles            |
| K. Cole (748)             | G. Kittle (515)  | C. Kupp (869)             |
| D. Westbrook (339)        | T. Taylor (430)  | G. Everett (244)          |
| L. Fournette (302)        | K. Bourne (257)  | J. Reynolds (104)         |
| J. Mickens (77)           | M. Brieda (180)  | <b>Total: 1,217 Yards</b> |
| L. Pinkard (5)            | C. Hikutini (15) |                           |
| M. McCaffrey (4)          | Total: 1,397     |                           |
| <b>Total: 1,475 Yards</b> |                  |                           |

## KUPP FULL OF YARDS

Rams WR Cooper Kupp is one of the best rookie wide receivers in the league this season. Kupp finished the regular season leading all rookies in first down receptions (42) and tied Pittsburgh's JuJu Smith-Schuster for the most 20-plus yard receptions (12). He finished second among rookies in receiving yards (869), tied for fourth in touchdown receptions (5) and fourth in receptions (62).

Kupp is also one-of-six rookies this season to record multiple 40-plus yard receptions.



WR Cooper Kupp

### Most Receiving Yards Among Rookies in 2017

| Rk.                         | Rec/Yds.      | Rec. TD  | 20+       |
|-----------------------------|---------------|----------|-----------|
| 1. JuJu Smith-Schuster, PIT | 58/917        | 7        | 12        |
| <b>2. Cooper Kupp, LA</b>   | <b>62/869</b> | <b>5</b> | <b>12</b> |
| 3. Alvin Kamara, NO         | 81/826        | 5        | 11        |
| 4. Keenan Cole, JAX         | 42/748        | 3        | 11        |
| 5. Evan Engram, NYG         | 64/722        | 6        | 11        |

## PERSONAL PROTECTORS

The Los Angeles Rams offensive line has benefited from free agent additions as well as continuity. L.A. has used the same five starting offensive linemen in the first 15 games of the 2017 season before resting selected starter in the team's Week 17 game.

Through Week 16, the unit has only allowed QB Jared Goff to be sacked 25 times, tied for the seventh-fewest sacks surrendered by a team during the first 15 games of the 2017 regular season.



T Andrew Whitworth

The Rams surrendered 1.6 sacks per game in Weeks 1-15 and had two games (both on the road) in which the team didn't surrender a single sack. Last season, L.A. quarterbacks were sacked 3.0 times per game on average and surrender at least a sack in every game.

### Fewest Sacks Allowed in 2017 Weeks 1-16

| Team                        | Sacks Allowed |
|-----------------------------|---------------|
| 1. Los Angeles Chargers     | 17            |
| 2. New Orleans Saints       | 18            |
| 3. Pittsburgh Steelers      | 21            |
| 4t. Jacksonville Jaguars    | 22            |
| 4t. Oakland Raiders         | 22            |
| 6. Atlanta Falcons          | 23            |
| <b>7t. Los Angeles Rams</b> | <b>25</b>     |
| 7t. Minnesota Vikings       | 25            |

Not only did the offensive line was able to keep Goff upright, they also provided enough time to connect on deep passes. The Rams averaged 12.8 yards per reception, the highest average in the NFL through Week 16 of 2017.

### Highest Reception Average in 2017 Weeks 1-16

| Team                       | Yards/Reception |
|----------------------------|-----------------|
| <b>1. Los Angeles Rams</b> | <b>12.8</b>     |
| 2t. Los Angeles Chargers   | 12.3            |
| 2t. Houston Texans         | 12.3            |
| 4. Philadelphia Eagles     | 12.2            |
| 5. Tampa Bay Buccaneers    | 12.1            |



# RAMS OFFENSIVE NOTES

## MOVING THE CHAINS



WR Cooper Kupp

Rams WR Cooper Kupp has been the Rams best third-down receiver this season.

The rookie finished the regular season with 23 receptions for 323 yards and four touchdowns on third-down.

Among all receivers in the NFL, Kupp finished tied for the sixth-best receiving average on third down

(minimum of 20 third down receptions).

Among rookies, Kupp finished second in third down receptions, first in third down receiving yards and tied for first in touchdown receptions with Pittsburgh's JuJu Smith-Schuster.

As a unit, the Rams finished ninth in the NFL in third down conversions, converting 41.12 percent of third down attempts this season.

### Most Third Down Receiving Yards Among Rookies in 2017

| Rk. | Player                   | Third Down Rec/Yds | TDs |
|-----|--------------------------|--------------------|-----|
| 1.  | Cooper Kupp, LA          | 23/323             | 4   |
| 2.  | JuJu Smith Schuster, PIT | 19/315             | 4   |
| 3.  | Trent Taylor, SF         | 27/282             | 2   |
| 4.  | Christian McCaffrey, CAR | 20/245             | 1   |
| 5.  | Evan Engram, NYG         | 19/225             | 1   |

### Highest Receiving Average on Third Down (Minimum 20 Third Down Receptions)

| Rk. | Player               | Third Down Rec/Yds | Avg. |
|-----|----------------------|--------------------|------|
| 1.  | Nelson Agholor, PHI  | 22/385             | 17.5 |
| 2.  | Antonio Brown, PIT   | 25/424             | 17.0 |
| 3.  | Keenan Allen, LAC    | 36/552             | 15.3 |
| 4.  | Julio Jones, ATL     | 22/334             | 15.2 |
| 5.  | DeAndre Hopkins, HOU | 24/349             | 14.5 |
| 6t. | Cooper Kupp, LA      | 23/323             | 14.0 |
| 6t. | Devin Funchess, CAR  | 21/294             | 14.0 |

## THIRD QUARTER THUMPERS

The Los Angeles Rams posted 119 points in the third quarter of their games during the 2017 regular season and held opponents to only 41 total points in the third quarter. The Rams +78 differential is the best in the league and 22 more than the Saints, who are in second place.

The Saints and Eagles both rank in the top-five in the league in third quarter point differential despite L.A. outscoring the two teams by a total of 17-7 in the third quarters of their respective games this season.



K Sam Ficken

### Third Quarter Scoring Leaders

| Team                    | Scored | Allowed | Differential |
|-------------------------|--------|---------|--------------|
| 1. Los Angeles Rams     | 119    | 41      | +78          |
| 2. New Orleans Saints   | 98     | 46      | +52          |
| 3. New England Patriots | 96     | 51      | +45          |
| 4. Philadelphia Eagles  | 107    | 63      | +44          |
| 5. Tennessee Titans     | 91     | 49      | +42          |

## LET'S SCORE SOME MORE



K Greg Zuerlein

Despite only playing in 14 games this season, K Greg Zuerlein still led the league in total points scored during the 2017 regular season with 158 points scored.

RB Todd Gurley II finished 16th in the NFL in 2017 with 114 points scored, the highest total by a non-kicker.

Zuerlein's 158 points this season was aided by a 23-point game against the Cowboys in the team's Week 4 road victory. The 23 points scored was the third-best single-game points total by a kicker in NFL history.

Zuerlein fell two points shy of former RB Marshall Faulk for the second-best single season scoring (160 points in 2000) and five points shy of former K Jeff Wilkins for the highest scoring season by a Ram in franchise history (163 points in 2003). Former Chargers RB LaDainian Tomlinson holds the NFL single season record with 186 points scored in 2006.

### NFL Individual Leading Scorers

| Player                    | Total Points |
|---------------------------|--------------|
| 1. Greg Zuerlein, LA      | 158          |
| 2. Stephen Gustkowski, NE | 156          |
| 3. Robbie Gould, SF       | 145          |
| 4t. Chris Boswell, PIT    | 142          |
| 4t. Harrison Butker, KC   | 142          |

## TODD'S TOUCHDOWNS

Rams RB Todd Gurley II posted a single-season best 19 touchdowns in 15 games played during the 2017 regular season. Gurley scored 13 rushing touchdowns and six receiving touchdowns and had the most overall touchdowns and the most rushing touchdowns he's scored in a season, after he scored 10 touchdowns as a rookie in 2015.



RB Todd Gurley II vs. Washington

Gurley has scored 35 career touchdowns in 45 career games with 29 rushing touchdowns and six receiving scores. Gurley did not have a receiving touchdown entering the 2017 season.

In only three games, Gurley tied the Rams franchise record for most touchdowns in the month of September. Gurley's six touchdowns tied with Dick Bass, Greg Bell, Eric Dickerson and Marshall Faulk who all accomplished the feat in four games, earning him September NFC Player of the Month.

After scoring from the ground and air against Washington and San Francisco, Gurley became only the third Ram in the Super Bowl era to score both a rushing touchdown and receiving touchdown in back-to-back weeks, joining Faulk and Steven Jackson.

Gurley finished the season ranked 16th in points scored with 114 points scored, the highest point total by a non-kicker in the league.

### Most Overall Touchdowns in 2017

| Player             | Team | TDs |
|--------------------|------|-----|
| 1. Todd Gurley II  | LA   | 19  |
| 2. Alvin Kamara    | NO   | 14  |
| 3. DeAndre Hopkins | HOU  | 13  |
| 3t. Melvin Gordon  | LAC  | 12  |
| 3t. Mark Ingram    | NO   | 12  |



# RAMS DEFENSIVE NOTES

## ROB'N THE BALL



OLB Robert Quinn

Rams OLB Robert Quinn has made a career out of terrorizing opposing quarterbacks. Since 2012, Quinn is tied for lead in the NFL in forced fumbles with 20.

Defensive Coordinator Wade Phillips continues to build on Quinn's success and emulate the success that some of his previous defenses have had in forcing fumbles, Phillips Broncos defensive unit forced 34 fumbles in his two seasons as coordinator, tied for the fourth-best total in those two seasons. The Rams forced 17 fumbles in 2017, tied for the most in the league with the Jacksonville Jaguars.

LB Alec Ogletree has forced 12 fumbles since 2012, which is tied for the 17th-highest output in the NFL.

As a team, the Rams have forced 90 fumbles since 2012. The 90 forced fumbles is the third-best total in the NFL during that span.

### Individual Forced Fumble Totals 2012-Present

| Player                | Forced Fumbles |
|-----------------------|----------------|
| 1. Robert Quinn, LA   | 20             |
| 2. Von Miller, DEN    | 19             |
| 3. Ryan Kerrigan, WAS | 18             |
| 4t. Cameron Wake, MIA | 17             |
| 4t. Lavonte David, TB | 17             |

### Team Forced Fumble Totals 2012-Present

| Player                   | Forced Fumbles |
|--------------------------|----------------|
| 1t. New England Patriots | 95             |
| 1t. Carolina Panthers    | 95             |
| 3. Los Angeles Rams      | 90             |
| 4. Denver Broncos        | 89             |
| 5t. Tampa Bay/Washington | 86             |

## SACKS ON SACKS ON SACKS



DT Aaron Donald

During the 2017 regular season, the Rams finished fourth in the NFL in sacks with 48.

The Pittsburgh Steelers led the league in sacks (56) during the 2017 campaign, while the Jacksonville Jaguars were a close second recording 55 sacks in 16 games.

DT Aaron Donald is currently tied for ninth in the NFL with 11.0 sacks and he leads all interior pass rushers.

Defensive coordinator Wade Phillips looks to command his third straight unit to a top 5 finish in the league in sacks. Phillips' Broncos defenses in 2015 and 2016 both finished top five in the league. The 2015 Broncos led the NFL with 52 sacks and the 2016 Broncos finished third in the league with 42 sacks.

### Most Sacks in 2017

| Team                     | Sacks |
|--------------------------|-------|
| 1. Pittsburgh Steelers   | 56    |
| 2. Jacksonville Jaguars  | 55    |
| 3. Carolina Panthers     | 50    |
| 4. Los Angeles Rams      | 48    |
| 5t. Tennessee Titans     | 43    |
| 5t. Los Angeles Chargers | 43    |

## A PRODUCTIVE PRESENCE



DT Aaron Donald

Rams DT Aaron Donald has used an explosive first step to make a living in opponents' backfields since entering the league in 2014.

Since the start of the 2014 season, Donald leads the league lead in tackles for loss, tallying 72 in 62 games played, including 15 TFL in 14 games during the 2017 season.

The 15 TFL is tied for the ninth-most this season and the most by an interior defensive lineman.

### 2014-Present NFL Leaders - Most Tackles for Loss

| Player                   | TFL |
|--------------------------|-----|
| 1. Aaron Donald, LA      | 72  |
| 2. Khalil Mack, OAK      | 68  |
| 3. J.J. Watt, HOU        | 62  |
| 4t. Michael Bennett, SEA | 60  |
| 4t. Ryan Kerrigan, WAS   | 60  |

## DYNAMIC DUO

The Rams are one-of-four teams in the NFL who have two players with 50+ career sacks. OLB Robert Quinn (62.5) and OLB Connor Barwin (55.5) make up one of the most experienced pass rushing duos in the NFL.

Barwin and Quinn each have over 4.0 sacks on the season, they are two-of-six Rams that have posted at least 4.0 sacks this season.

The Carolina Panthers, Kansas City Chiefs and Cincinnati Bengals are the other three teams that feature a duo with 50+ career sacks.



OLB Connor Barwin

### Teams with Multiple Players with 50+ Career Sack

| Team | Player/Career Sacks                | Combined Sacks |
|------|------------------------------------|----------------|
| CAR  | J. Peppers/154.5 & C. Johnson/67.5 | 222.0          |
| KC   | T. Hali/89.5 & J. Houston/69.5     | 159.0          |
| CIN  | C. Dunlap/64.5 & G. Atkins/61.0    | 125.5          |
| LA   | R. Quinn/62.5 & C. Barwin/55.5     | 118.0          |

## A TREE IN THE MIDDLE

LB Alec Ogletree has posted 100-plus tackles in four of his first five NFL seasons, including three of the top-eight tackling seasons in franchise history.

During the 2017 regular season, Ogletree led the team with 128 total tackles, including 77 solo stops. Additionally, the Georgia product finished with 2.0 sacks, 10 passes defended, 11 QB hits, one interception and one forced fumble.

Ogletree had his most productive season as a professional, leading the Rams defense with 171 tackles, the fifth-highest output in franchise history in 2016.



LB Alec Ogletree

### Rams Single-Season Leading Tacklers

| Player (season)             | Total tackles |
|-----------------------------|---------------|
| 1. London Fletcher (2000)   | 193           |
| 2. London Fletcher (2001)   | 189           |
| 3. Jim Collins (1984)       | 185           |
| 4. James Laurinaitis (2012) | 174           |
| 5. Alec Ogletree (2016)     | 171           |
| 6. Roman Phifer (1996)      | 170           |
| 7. Alec Ogletree (2014)     | 169           |
| 8. Alec Ogletree (2013)     | 155           |



# RAMS DEFENSIVE NOTES

## TAKE IT AWAY AND MAKE 'EM PAY

Not only are the Rams taking the ball away, they're making opponents pay for turning the ball over. L.A. finished the 2017 regular season ranked fifth in the league in total takeaways with 28.

The Rams have scored 120 points off of turnovers, the second-best total created by the defensive unit. 25.8 percent of the team's points this season have come following a takeaway, which is the sixth-highest percentage in the NFL.

Since the Bye Week, the Rams are +6 in turnover differential, which is tied for the eighth-best in the NFL this season.



CB Trumaine Johnson

### Total Takeaways

| Team                    | Total Takeaways |
|-------------------------|-----------------|
| 1. Baltimore Ravens     | 34              |
| 2. Jacksonville Jaguars | 33              |
| 3. Detroit Lions        | 32              |
| 3. Philadelphia Eagles  | 31              |
| 5. Los Angeles Rams     | 28              |

### Most Points off Takeaways in 2017


| Team                    | Points Off Takeaways |
|-------------------------|----------------------|
| 1. Jacksonville Jaguars | 137                  |
| 2. Los Angeles Rams     | 126                  |
| 3. Baltimore Ravens     | 121                  |
| 4. Detroit Lions        | 106                  |
| 5. Philadelphia Eagles  | 103                  |

## COUNT IT ALL FOR LOSS

Both against the run and the pass, the Rams defense was among the NFL's best over the past three seasons when it came to making plays behind the line of scrimmage.

Since the start of the 2015 season, the L.A. Rams rank third in the league in opponent negative plays, preventing 336 of the opponents plays from even reaching the line of scrimmage.

The Rams forced 91 negative plays during the 2017 regular season. The Cleveland Browns lead the league in total negative plays with 138 plays made behind their opponents' line of scrimmage.



DT Aaron Donald

The Rams defense forced 113 negative plays by opposing offenses in 2016, the third-most in the NFL this past season.

The Rams finished the 2015 season with a league-best 132 negative plays, which included 82 negative rushes and 50 negative passing plays by their opponents.

### 2015-Present NFL Leaders, Opponent Negative Plays

| Team                    | Plays |
|-------------------------|-------|
| 1. Arizona Cardinals    | 343   |
| 2. Jacksonville Jaguars | 341   |
| 3. Los Angeles Rams     | 336   |
| 4t. Miami Dolphins      | 331   |
| 4t. Philadelphia Eagles | 331   |

## ON THE MARK



LB Mark Barron

LB Mark Barron recorded 135-plus tackles in back-to-back seasons in 2015-2016 and tallied 108 tackles despite missing the three games during the 2017 regular season.

Barron finished second on the team during the 2017 regular season with 108 total tackles, including 80 solo stops which is the most on the team, despite missing the Week 16 contest.

Barron tied for the most interceptions on the team with three interceptions this season. The former first-rounder has returned his three interception 29 yards.

In the team's Week 4 win at Dallas, the Alabama product posted his first interception of the season, intercepting QB Dak Prescott. Barron led the team in back-to-back weeks with 18 tackles against the Seahawks and 14 against the Jaguars.

Barron started all 16 contests of the 2016 campaign and finished second on the team with 147 tackles. He led or tied for the most tackles on the team in eight of the Rams' 2016 contests.

In the team's 2015 Week 7 win over Cleveland, Barron recorded a career-high 19 tackles, which is the most by any Ram in a game since 2001, and was close to matching it against the New Orleans Saints in the 2016 Week 12 match-up, finishing with 18 tackles.


In his career, Barron has recorded 41 TFL, 8.0 sacks, eight interceptions, forced four fumbles and added three fumble recoveries in 91 professional games as both a safety and a linebacker.

## BROCKERS BRINGING IT

DT Michael Brockers started the 2017 with a seven-tackle performance against the Colts, the most on the team in Week 1.

During the 2017 regular season, Brockers led the Rams defensive line with 65 total tackles, the fifth-most on the team. The LSU product also added eight TFL, 4.5 sacks, eight QB hits and four PDs in 2017.

Since entering the league as a first round pick in 2012, Brockers has started 88-of 90 games played. Brockers is one of three defensive linemen this season to have multiple PDs in one game. No defensive lineman had multiple PDs until Week 4.



DT Michael Brockers

A season ago, he recorded the second-most tackles on the team by an interior defensive lineman (58) during the 2016 season. His 58 total tackles ranked eighth on the team a season ago. In 2016, the LSU product tallied seven quarterback pressures and four quarterback hits despite missing two games in the middle of the season.

Brockers finished the 2015 season with career highs in tackles (74) and tackles for loss (12). His tackle for loss total tied for third among all Rams.

Brockers is one of five Rams defensive linemen who are first-round draft picks. He was an All-Rookie selection by the Pro Football Writers of America in 2012.

Brockers has posted 36 TFL, 39 QB hits, 19.0 sacks, seven PDs, forced two fumbles and recovered one fumble appearing in 89 games with 89 starts in his first six seasons in the National Football League.



# RAMS SPECIAL TEAMS NOTES

## KICKING WITH EFFICIENCY

Rams K Greg Zuerlein had one of the best years of his career and is posted some of the best numbers among kickers before being placed on injured reserve.

Zuerlein finished tied for third in the NFL with a 95.0 percent conversion rate. Out of his 40 field goal attempts he has only two misses, one Week 5 against Seattle, the other was an attempt at a career-long 63-yard field goal as time expired in the first half of a Week 12 game against the New Orleans Saints.



K Greg Zuerlein vs. Houston

### Highest Field Goal Percentage in 2017

| Player                   | Team      | FGM/FGA      | FG%         |
|--------------------------|-----------|--------------|-------------|
| 1. Graham Gano           | CAR       | 29/30        | 96.7        |
| 2. Robbie Gould          | SF        | 39/41        | 95.1        |
| <b>3t. Greg Zuerlein</b> | <b>LA</b> | <b>38/40</b> | <b>95.0</b> |
| 3t. Josh Lambo           | JAX       | 19/20        | 95.0        |
| 5. Stephen Gostkowski    | NE        | 37/40        | 92.5        |

## A LEG UP IN THE SCORING COLUMN

Against Buffalo in the Rams' 2016 Week 5 contest, K Greg Zuerlein made his 100th career field goal. He now has connected on 150 field goals and 187 PATs in his five-year NFL career.

Against the Cowboys in the 2017 Week 4 contest, Zuerlein booted the Rams to their third win of the season, accounting for 23 of the team's 35 points, connecting on 7-of-7 field goal attempts and 2-of-2 PATs. The seven made field goals established a franchise record for single-game field goals and his 23 points is the second-highest total for a Ram in a single game. Zuerlein ties Billy Cundiff for the third-most points by a kicker in a single game in NFL history, falling three points short of Rob Bironas' 26-point effort on 10/21/07. On the season, Zuerlein is 36-of-38 on field goal attempts and 35-of-36 on PATs.



K Greg Zuerlein

Zuerlein's 97.4 percent PAT success rate is the fourth-highest percentage in franchise history. Zuerlein is the only kicker in franchise history that has kicked PATs from the 2-yard line and the 15-yard line.

In his career, Zuerlein has scored 637 points and connected on 150-of-181 FG attempts and 187-of-192 PATs.

Zuerlein ranks third in franchise history with 637 career points, and has a personal-best 158 points which was the most points by anyone during the 2017 regular season.

## SPECIAL, SPECIAL TEAMS

The Rams are one-of-five teams in the NFL to block a punt this season and they are the only team with multiple blocked punts. This is the 12th season in which a Rams team has blocked multiple punts in a single season. They are the first team to do so in franchise history since the 2003 Rams.

The 2017 Rams are the first team to block multiple punts and return them for touchdowns since 2014 when the Philadelphia Eagles (three) and Minnesota Vikings (two) achieved the feat. On the season, L.A. has blocked three punts, a blocked PAT and a blocked field goal.

Rams OLB Cory Littleton is the first player to block multiple punts in a single season since 2014 when Philadelphia's Jurrell Casey and Buffalo's Anthony Dixon each had two blocks.



Rams Punt Return Team Celebrates TD at Jacksonville

## ELECTRIC PHAROH

Since taking over punt return duties for the Rams in Week 5, Pharoh Cooper has proven to be one of the most dynamic all around returners in the league.

The former Gamecock finished second in punt return average in addition to second in kickoff return average and leads the league in total return yards.

Cooper has returned 30 punts for 393 yards and a 53-yard long.

### 2017 Punt Return Average Leaders (1.25 returns/game)

| Player                      | Avg.        |
|-----------------------------|-------------|
| 1. Jamal Agnew, DET         | 15.4        |
| <b>2. Pharoh Cooper, LA</b> | <b>12.5</b> |
| 3. Trevor Davis, GB         | 12.0        |
| 4. Micahel Campanaro, BAL   | 10.8        |
| 5. Jaydon Mickens, JAX      | 10.3        |



# RAMS SPECIAL TEAMS NOTES

## GREG THE LEG



K Greg Zuerlein

Rams K Greg "The Leg" Zuerlein is one of the most prolific long-distance kickers in NFL history.

At Minnesota (11/8/15), he broke his own team record with a 61-yard field goal. In the process, he became just the second kicker in NFL history to make two 60 yard field goals in a career, joining Sebastian Janikowski. Coincidentally, Rams Special Teams Coordinator John Fassel held the same position with the Raiders when Janikowski accomplished his feat.

Zuerlein owns five of the six longest field goals made in Rams history, and his 61-yard kick in Minnesota was the longest in the NFL during the 2015 season.

Zuerlein has been one of the best deep ball kickers in the league since he arrived in 2012. At Washington (9/20/15), Zuerlein made a 52-yard kick. With 24 career kicks from 50 yards or more, Zuerlein ranks second in team history in field goals of 50 yards or more. He passed Josh Brown last season to move into second on the Rams all-time scoring list. He's tied for the third-most 50-yard field goals in the NFL since 2012.

### Most FG made from 50 yards or more, Rams History

| Player               | Years               | FG Made   |
|----------------------|---------------------|-----------|
| Jeff Wilkins         | 1997-07             | 26        |
| <b>Greg Zuerlein</b> | <b>2012-present</b> | <b>24</b> |
| Josh Brown           | 2008-11             | 15        |
| Tony Zendejas        | 1991-94             | 8         |
| Mike Lansford        | 1982-90             | 4         |

## QUICK STRIKE SCORE

WR Pharoh Cooper recorded the first kickoff returned for a touchdown for the Rams since the 2006 season when he took the opening kickoff against the Jaguars 103 yards for the score.

Cooper led the NFL in kickoff return average (27.4) among those with at least 1.25 returns per game during the 2017 regular season.

The South Carolina product has been the best overall returner in the NFL this season. Cooper leads the league in total return yards with 1,331 and second in kickoff return yards with 932. He is also second in punt return average returning each punt an average 12.5 yards. Cooper was named to his first-career Pro Bowl as a returner.



WR Pharoh Cooper

### 2017 Kickoff Return Average Leaders (1.25 returns/game)

| Player                      | Avg.        |
|-----------------------------|-------------|
| <b>1. Pharoh Cooper, LA</b> | <b>27.4</b> |
| 2. Tyler Lockett, SEA       | 25.6        |
| 3. Ryan Switzer, DAL        | 25.0        |
| 4. Dion Lewis, NE           | 24.8        |
| 4. Akeem Hunt, KC           | 24.4        |

### Most Overall Return Yards in 2017 (PR and KOR)

| Player                      | Yards        |
|-----------------------------|--------------|
| <b>1. Pharoh Cooper, LA</b> | <b>1,331</b> |
| 2. Tyler Lockett, SEA       | 1,186        |
| 3. Andre Roberts, ATL       | 1,061        |
| 4. Trevor Davis, GB         | 996          |
| 5. Alex Erickson, CIN       | 941          |

## JOHNNY ON THE SPOT

In addition to recording the most punts downed inside opponents' 20-yard line in NFL history a season ago, Hekker broke his own NFL single-season net punting average record (46.0).

Hekker posted the third-best net average in NFL history with a 44.3 net average during the 2017 regular season, the second-best average of Hekker's career. Tennessee punter Brett Kern led the league in 2017 with a 44.6 yard net average.


Hekker booted a then career-long 75 yard punt against the Carolina Panthers in the Rams' Week 9 contest, and bested himself a week later with a 78-yarder against the New York Jets.

The Oregon State product finished the 2016 season with 98 punts, a 47.8 yard gross punting average, 51 punts inside opponents 20-yard line with only one touchback. As a unit, the Rams punt coverage team limited opponents to 152 return yards on 35 attempts and limited opponents to a league-best 4.3 yard average. With the outstanding coverage unit and directional punting, Hekker posted a 46.0-yard net average on the season, the best in NFL history.

Hekker led the NFL in 2015 in net average (43.7), gross average (47.9) and punts downed inside the opponents' 20 yard-line (41). Since the NFL began tracking punts inside 20 yard-line in 1976, Hekker is the first player to lead the league in gross, net and punts placed inside the 20-yard line in the same season.

### Highest Net Punting Average in a Season (Since 1976)

| Player                              | Punts     | Net Avg     |
|-------------------------------------|-----------|-------------|
| <b>1. Johnny Hekker, LA - 2016</b>  | <b>98</b> | <b>46.0</b> |
| 2. Brett Kern, TEN - 2017           | 75        | 44.6        |
| <b>3. Johnny Hekker - LA - 2017</b> | <b>65</b> | <b>44.3</b> |
| <b>4t. Johnny Hekker, LA- 2013</b>  | <b>78</b> | <b>44.2</b> |
| 4t. Sam Martin, DET - 2016          | 62        | 44.2        |
| 5. Andy Lee, SF - 2011              | 78        | 44.0        |



P Johnny Hekker

## PINNING THEM DEEP

P Johnny Hekker pinned 46.15 percent of his punts this season inside the 20 yard line. That is the third-best mark in the NFL. Of Hekker's 65 punts, he pinned 30 inside the 20 yard line with only four touchbacks.


Opponents only posted 152 punt return yards against the Rams this season, the fifth-best mark in the NFL.

This season, Hekker punted 65 times covering 3,113 yards for a 47.9 yard average and a net average of 44.3 yards, which is the second-best net average in the league this season.

Hekker's 65 punts finished tied for the 25th-most this season among punters that appeared in every game.

### Percentage of Punts Inside Opponents' 20-yard line (Minimum of 30 punts)

| Player                      | I20/P        | I20%         |
|-----------------------------|--------------|--------------|
| 1. Chris Jones, DAL         | 34/66        | 51.52        |
| 2. Sam Koch, BAL            | 40/84        | 47.62        |
| <b>3. Johnny Hekker, LA</b> | <b>30/65</b> | <b>46.15</b> |
| 4. Dustin Colquitt, KC      | 29/65        | 44.62        |
| 5. Thomas Morstead, NO      | 26/60        | 43.33        |



P Johnny Hekker




# RAMS SPECIAL TEAMS NOTES

## FLIPPING FIELDS

P Johnny Hekker continues to be not only one of the most accurate punters in the NFL, but has developed into a complete special teams weapon at flipping the field.

Hekker became the first punter in the NFL to record a 75-plus yard punt in back-to-back games since Patriots' Luke Prestridge in 1984.

The Oregon State product established a career-long 75-yard punt in the team's 2016 Week 9 contest against the Carolina Panthers, a record that stuck for a week before he booted a 78-yarder against the New York Jets in the Rams' Week 10 contest. On the season, Hekker has three punts over 75 yards.



P Johnny Hekker

There were only nine 70-plus punts during the 2016 NFL campaign, Hekker and Jaguars' Brad Norton each had a 78-yarder to their name. There has not been one 70-yard punt through the first three weeks of the 2017 season.

Hekker's 46.0-yard net average led the league in 2016, and ranks first in NFL history for a single season. Previously, the 16-game record was 44.2, a record Hekker himself set in 2013

Since the NFL went to a 16-game season in 1978, the lowest opponent punt return average, with a minimum of 25 returns, is 2.6 yards, set by the Rams in 2013. The 2016 version of the Rams saw its opponents return 35 punts for just a 4.3 yards per return average.

### Longest Punts Since 2012

| Player, Team                 | Distance  |
|------------------------------|-----------|
| 1. Robert Malone, NYJ        | 84        |
| 2t. Jordan Berry, PIT        | 79        |
| 2t. Drew Butler, PIT         | 79        |
| 2t. Brett Kern, TEN          | 79        |
| <b>5t. Johnny Hekker, LA</b> | <b>78</b> |
| 5t. Brad Nortman, JAX        | 78        |



Rams Special Teams Coordinator John Fassel

## ONE 'HEK' OF A RECORD



P Johnny Hekker

P Johnny Hekker went on a 13-game streak without a touchback, the longest of his career. He had previously posted two separate nine-game streaks without a touchback.

In the team's Week 16 game against the San Francisco 49ers, P Johnny Hekker recorded four punts inside the 20-yard line, moving him into sole possession of the single-season record with 51 punts downed inside opponents' 20-yard line. The punts downed inside the 20 aided his 46.0 net yard average, the best in league history.

The record was previously held by Arizona Punter Dave Zastudil, who amassed 46 punts inside opponents territory during the 2012 season. Zastudil needed 112 punting attempts to reach the record and also recorded eight touchbacks. Hekker reached 51 punts inside the 20 with 98 punting attempts and only committed one touchback during the 2016 season. Hekker punted a career-high 98 times in 2016.

### Single Season Punts Inside the 20 Record

| Player                             | Punts     | Inside 20 |
|------------------------------------|-----------|-----------|
| <b>1. Johnny Hekker, LA - 2016</b> | <b>98</b> | <b>51</b> |
| 2. Dave Zastudil, ARI - 2012       | 112       | 46        |
| 3. Dustin Colquitt, KC - 2012      | 83        | 45        |

## SHORT CHANGED RETURN



LS Jake McQuaide

The Rams special teams units have flourished since Special Teams Coordinator John Fassel took over prior to the 2012 season. During the 2017 regular season, the Rams opponents have averaged 6.1 yards per return, the ninth-best mark in the league, while P Johnny Hekker's 44.3 net yard average is the second-best total this season.

Hekker and the Rams coverage units have backed opponents up deep in their own territory and limited opponents to average just 6.4 yards per punt return, which is the lowest average in the NFL since the start of the 2012 season.

### 2012-Present Team Punting Leaders Avg. Opp. Return

|                            |            |
|----------------------------|------------|
| <b>1. Los Angeles Rams</b> | <b>6.4</b> |
| 2. New England Patriots    | 7.2        |
| 3t. Green Bay Packers      | 7.3        |
| 3t. Kansas City Chiefs     | 7.4        |
| 3t. San Francisco 49ers    | 7.4        |
| 6. Minnesota Vikings       | 7.6        |

### 2017 Team Punting Leaders Avg. Opp. Return

|                            |            |
|----------------------------|------------|
| 1t. San Francisco 49ers    | 4.2        |
| 1t. Dallas Cowboys         | 4.2        |
| 1t. Indianapolis Colts     | 4.2        |
| 4. New England Patriots    | 4.6        |
| 5. Buffalo Bills           | 5.5        |
| 6t. Green Bay Packers      | 5.7        |
| 6t. Tampa Bay Buccaneers   | 5.7        |
| 8. Carolina Panthers       | 5.9        |
| <b>9. Los Angeles Rams</b> | <b>6.1</b> |





# **LOS ANGELES RAMS STATS**





# RAMS 2017 STATS

## Won 11, Lost 5

|              |   |       |                                |
|--------------|---|-------|--------------------------------|
| 9/10         | W | 46-9  | vs. Indianapolis Colts         |
| 9/17         | L | 27-20 | vs. Washington Redskins        |
| 9/21 (Thur.) | W | 41-39 | at San Francisco 49ers         |
| 10/1         | W | 35-30 | at Dallas Cowboys              |
| 10/8         | L | 16-10 | vs. Seattle Seahawks           |
| 10/15        | W | 27-17 | at Jacksonville Jaguars        |
| 10/22        | W | 33-0  | vs. Arizona Cardinals (London) |
| 11/5         | W | 51-17 | at New York Giants             |
| 11/12        | W | 33-7  | vs. Houston Texans             |
| 11/19        | L | 24-7  | at Minnesota Vikings           |
| 11/26        | W | 26-20 | vs. New Orleans Saints         |
| 12/3         | W | 32-16 | at Arizona Cardinals           |
| 12/10        | L | 43-35 | vs. Philadelphia Eagles        |
| 12/17        | W | 42-9  | at Seattle Seahawks            |
| 12/24        | W | 27-23 | at Tennessee Titans            |
| 12/31        | L | 34-24 | vs. San Francisco 49ers        |

| Total First Downs        |  | Rams           | Opponent       |
|--------------------------|--|----------------|----------------|
| Rushing                  |  | 311            | 300            |
| Passing                  |  | 97             | 86             |
| Penalty                  |  | 185            | 181            |
| 3rd Down: Made/Att       |  | 29             | 33             |
| 3rd Down Pct.            |  | 88/214         | 86/227         |
| 4th Down: Made/Att       |  | 41.1%          | 37.9%          |
| 4th Down Pct.            |  | 5/12           | 9/15           |
| Possession Avg.          |  | 41.7%          | 60.0%          |
| <b>Total Net Yards</b>   |  | <b>30:06</b>   | <b>29:54</b>   |
| Avg. Per Game            |  | <b>5,784</b>   | <b>5,434</b>   |
| Total Plays              |  | 361.5          | 339.6          |
| Avg. Per Play            |  | 1,000          | 1,020          |
| <b>Net Yards Rushing</b> |  | <b>1,953</b>   | <b>1,959</b>   |
| Avg. Per Game            |  | 122.1          | 122.4          |
| Total Rushes             |  | 454            | 417            |
| <b>Net Yards Passing</b> |  | <b>3,831</b>   | <b>3,475</b>   |
| Avg. Per Game            |  | 239.4          | 217.2          |
| Sacked/Yards Lost        |  | 28/192         | 48/324         |
| Gross Yards              |  | 4,023          | 3,799          |
| Attempts/Completions     |  | 518/320        | 555/324        |
| Completion Pct.          |  | 61.8%          | 58.4%          |
| Had Intercepted          |  | 7              | 18             |
| <b>Punts/Average</b>     |  | <b>65/47.9</b> | <b>80/44.5</b> |
| <b>Net Punting Avg.</b>  |  | <b>44.3</b>    | <b>37.3</b>    |
| <b>Penalties/Yards</b>   |  | <b>107/922</b> | <b>102/808</b> |
| <b>Fumbles/Ball Lost</b> |  | <b>29/14</b>   | <b>23/10</b>   |
| <b>Touchdowns</b>        |  | <b>51</b>      | <b>38</b>      |
| Rushing                  |  | 17             | 15             |
| Passing                  |  | 28             | 21             |
| Returns                  |  | 6              | 2              |

| Score By Periods | Q1  | Q2  | Q3  | Q4  | OT | Pts |
|------------------|-----|-----|-----|-----|----|-----|
| Rams             | 119 | 161 | 119 | 79  | 0  | 478 |
| Opponents        | 71  | 117 | 41  | 100 | 0  | 329 |

| Scoring          | TD        | Ru        | Pa        | Rt       | PAT          | FG           | 2Pt      | Pts        |
|------------------|-----------|-----------|-----------|----------|--------------|--------------|----------|------------|
| G.Zuerlein       | 0         | 0         | 0         | 0        | 44/46        | 38/40        | 0        | 158        |
| T.Gurley         | 19        | 13        | 6         | 0        | 0/0          | 0/0          | 0        | 114        |
| S.Watkins        | 8         | 0         | 8         | 0        | 0/0          | 0/0          | 0        | 48         |
| R.Woods          | 5         | 0         | 5         | 0        | 0/0          | 0/0          | 0        | 30         |
| C.Kupp           | 5         | 0         | 5         | 0        | 0/0          | 0/0          | 0        | 30         |
| M.Brown          | 2         | 1         | 0         | 1        | 0/0          | 0/0          | 0        | 12         |
| G.Everett        | 2         | 0         | 2         | 0        | 0/0          | 0/0          | 0        | 12         |
| S.Ficken         | 0         | 0         | 0         | 0        | 4/5          | 2/3          | 0        | 10         |
| B.Countess       | 1         | 0         | 0         | 1        | 0/0          | 0/0          | 0        | 6          |
| J.Goff           | 1         | 1         | 0         | 0        | 0/0          | 0/0          | 0        | 6          |
| T.Higbee         | 1         | 0         | 1         | 0        | 0/0          | 0/0          | 0        | 6          |
| P.Cooper         | 1         | 0         | 0         | 1        | 0/0          | 0/0          | 0        | 6          |
| L.Dunbar         | 1         | 1         | 0         | 0        | 0/0          | 0/0          | 0        | 6          |
| L.Joyner         | 1         | 0         | 0         | 1        | 0/0          | 0/0          | 0        | 6          |
| T.Austin         | 1         | 1         | 0         | 0        | 0/0          | 0/0          | 0        | 6          |
| A.Ogletree       | 1         | 0         | 0         | 1        | 0/0          | 0/0          | 0        | 6          |
| T.Johnson        | 1         | 0         | 0         | 1        | 0/0          | 0/0          | 0        | 6          |
| J.Reynolds       | 1         | 0         | 1         | 0        | 0/0          | 0/0          | 0        | 6          |
| M.Fox            | 0         | 0         | 0         | 0        | 0/0          | 0/0          | 0        | 2          |
| <b>Rams</b>      | <b>51</b> | <b>17</b> | <b>28</b> | <b>6</b> | <b>48/51</b> | <b>40/43</b> | <b>0</b> | <b>478</b> |
| <b>Opponents</b> | <b>38</b> | <b>15</b> | <b>21</b> | <b>2</b> | <b>32/35</b> | <b>23/34</b> | <b>0</b> | <b>329</b> |

2-Pt. Conversions: Rams 0/0, Opponents: 0/3  
 Sacks: A.Donald 11.0, R.Quinn 8.5, M.Longacre 5.5, C.Barwin 5.0, M.Brockers 4.5, E.Westbrooks 4.0, M.Fox 2.5, S.Ebukam 2.0, A.Ogletree 2.0, T.Walker 1.0, C.Littleton 1.0, M.Barron 1.0  
**Team: 48.0, Opponents: 27.0**

| Passing          | Att        | Cmp        | Yds         | Cmp%         | Yds/Att    | TD        | TD%         | Int       | Int%        | Long       | Sack /Lost    | Rating      |
|------------------|------------|------------|-------------|--------------|------------|-----------|-------------|-----------|-------------|------------|---------------|-------------|
| J.Goff           | 477        | 296        | 3804        | 62.1%        | 8.0        | 28        | 5.9%        | 7         | 1.5%        | 94t        | 25/172        | 100.5       |
| S.Mannion        | 37         | 22         | 185         | 59.5%        | 5.0        | 0         | 0.0%        | 0         | 0.0%        | 50         | 3/20          | 72.5        |
| J.Hekker         | 3          | 2          | 34          | 66.7%        | 11.3       | 0         | 0.0%        | 0         | 0.0%        | 28         | 0/0           | 104.8       |
| C.Kupp           | 1          | 0          | 0           | 0.0%         | 0.0        | 0         | 0.0%        | 0         | 0.0%        | 0          | 0/0           | 39.6        |
| <b>Rams</b>      | <b>518</b> | <b>320</b> | <b>4023</b> | <b>61.8%</b> | <b>7.8</b> | <b>28</b> | <b>5.4%</b> | <b>7</b>  | <b>1.4%</b> | <b>94t</b> | <b>28/192</b> | <b>98.3</b> |
| <b>Opponents</b> | <b>555</b> | <b>324</b> | <b>3799</b> | <b>58.4%</b> | <b>6.8</b> | <b>21</b> | <b>3.8%</b> | <b>18</b> | <b>3.2%</b> | <b>65t</b> | <b>48/324</b> | <b>78.4</b> |

| Rushing          | No.        | Yds          | Avg        | Long       | TD        |
|------------------|------------|--------------|------------|------------|-----------|
| T.Gurley II      | 279        | 1305         | 4.7        | 57t        | 13        |
| T.Austin         | 59         | 270          | 4.6        | 27t        | 1         |
| M.Brown          | 63         | 246          | 3.9        | 20         | 1         |
| J.Goff           | 28         | 51           | 1.8        | 22         | 1         |
| L.Dunbar         | 11         | 51           | 4.6        | 12         | 1         |
| G.Everett        | 1          | 13           | 13.0       | 13         | 0         |
| R.Woods          | 2          | 12           | 6.0        | 8          | 0         |
| P.Cooper         | 1          | 6            | 6.0        | 6          | 0         |
| J.Davis          | 1          | 1            | 1.0        | 1          | 0         |
| S.Mannion        | 9          | -2           | -0.2       | 3          | 0         |
| <b>Rams</b>      | <b>454</b> | <b>1,953</b> | <b>4.3</b> | <b>57t</b> | <b>17</b> |
| <b>Opponents</b> | <b>417</b> | <b>1,959</b> | <b>4.7</b> | <b>75t</b> | <b>15</b> |

| Receiving        | No.        | Yds          | Avg         | Long       | TD        |
|------------------|------------|--------------|-------------|------------|-----------|
| T.Gurley II      | 64         | 788          | 12.3        | 80t        | 6         |
| C.Kupp           | 62         | 869          | 14.0        | 64         | 5         |
| R.Woods          | 56         | 781          | 13.9        | 94t        | 5         |
| S.Watkins        | 39         | 593          | 15.2        | 67t        | 8         |
| T.Higbee         | 25         | 295          | 11.8        | 38         | 1         |
| G.Everett        | 16         | 244          | 15.3        | 69         | 2         |
| T.Austin         | 13         | 47           | 3.6         | 13         | 0         |
| J.Reynolds       | 11         | 104          | 9.5         | 28         | 1         |
| P.Cooper         | 11         | 84           | 7.6         | 26         | 0         |
| M.Brown          | 9          | 53           | 5.9         | 16         | 0         |
| D.Carrier        | 8          | 71           | 8.9         | 17         | 0         |
| M.Thomas         | 5          | 93           | 18.6        | 50         | 0         |
| L.Dunbar         | 1          | 1            | 1.0         | 1          | 0         |
| <b>Rams</b>      | <b>320</b> | <b>4,023</b> | <b>12.6</b> | <b>94t</b> | <b>28</b> |
| <b>Opponents</b> | <b>324</b> | <b>3,799</b> | <b>11.7</b> | <b>65t</b> | <b>21</b> |

| Interceptions    | No.       | Yds        | Avg         | Long      | TD       |
|------------------|-----------|------------|-------------|-----------|----------|
| L.Joyner         | 3         | 104        | 34.7        | 46        | 1        |
| M.Barron         | 3         | 29         | 9.7         | 15        | 0        |
| N.Robey          | 2         | 56         | 28.0        | 31        | 0        |
| K.Peterson       | 2         | 42         | 21.0        | 38        | 0        |
| T.Johnson        | 2         | 39         | 19.5        | 39t       | 1        |
| J.Johnson        | 1         | 69         | 69.0        | 69        | 0        |
| A.Ogletree       | 1         | 41         | 41.0        | 41t       | 1        |
| B.Countess       | 1         | 19         | 19.0        | 19        | 0        |
| C.Littleton      | 1         | 2          | 2.0         | 2         | 0        |
| C.Davis          | 1         | 0          | 0.0         | 0         | 0        |
| K.Webster        | 1         | 0          | 0.0         | 0         | 0        |
| <b>Rams</b>      | <b>18</b> | <b>401</b> | <b>22.3</b> | <b>69</b> | <b>3</b> |
| <b>Opponents</b> | <b>7</b>  | <b>80</b>  | <b>11.4</b> | <b>39</b> | <b>0</b> |

| Punting          | No        | Yds          | Avg         | Net         | TB       | In        | Lg        | B        |
|------------------|-----------|--------------|-------------|-------------|----------|-----------|-----------|----------|
| J.Hekker         | 65        | 3,113        | 47.9        | 44.3        | 4        | 30        | 70        | 0        |
| <b>Rams</b>      | <b>65</b> | <b>3,113</b> | <b>47.9</b> | <b>44.3</b> | <b>4</b> | <b>30</b> | <b>70</b> | <b>0</b> |
| <b>Opponents</b> | <b>80</b> | <b>3,561</b> | <b>44.5</b> | <b>37.3</b> | <b>6</b> | <b>22</b> | <b>67</b> | <b>3</b> |

| Punt Returns     | Ret       | FC        | Yds        | Avg         | Long      | TD       |
|------------------|-----------|-----------|------------|-------------|-----------|----------|
| P.Cooper         | 32        | 8         | 399        | 12.5        | 53        | 0        |
| T.Austin         | 12        | 1         | 53         | 4.4         | 12        | 0        |
| T.Johnson        | 1         | 0         | 6          | 6.0         | 6         | 0        |
| C.Kupp           | 0         | 2         | 0          | 0           | 0         | 0        |
| <b>Rams</b>      | <b>45</b> | <b>11</b> | <b>458</b> | <b>10.2</b> | <b>53</b> | <b>0</b> |
| <b>Opponents</b> | <b>25</b> | <b>12</b> | <b>152</b> | <b>6.1</b>  | <b>18</b> | <b>0</b> |

| Kickoff Returns  | No.       | Yds          | Avg         | Long        | TD       |
|------------------|-----------|--------------|-------------|-------------|----------|
| P.Cooper         | 34        | 932          | 27.4        | 103t        | 1        |
| D.Carrier        | 3         | 41           | 13.7        | 14          | 0        |
| M.Thomas         | 1         | 15           | 15.0        | 15          | 0        |
| T.Austin         | 1         | 13           | 13.0        | 13          | 0        |
| M.Longacre       | 1         | 0            | 0.0         | 0           | 0        |
| <b>Rams</b>      | <b>40</b> | <b>1,001</b> | <b>25.0</b> | <b>103t</b> | <b>1</b> |
| <b>Opponents</b> | <b>23</b> | <b>520</b>   | <b>22.6</b> | <b>57</b>   | <b>0</b> |

| Field Goals      | 1-19        | 20-29         | 30-39         | 40-49         | 50+         |
|------------------|-------------|---------------|---------------|---------------|-------------|
| G.Zuerlein       | 1/ 1        | 8/ 8          | 11/ 12        | 12/ 12        | 6/ 7        |
| S.Ficken         | 0/ 0        | 2/ 2          | 0/ 1          | 0/ 0          | 0/ 0        |
| <b>Rams</b>      | <b>1/ 1</b> | <b>10/ 10</b> | <b>11/ 13</b> | <b>12/ 12</b> | <b>6/ 7</b> |
| <b>Opponents</b> | <b>0/ 0</b> | <b>6/ 6</b>   | <b>7/ 11</b>  | <b>7/ 11</b>  | <b>3/ 6</b> |

Fumbles Lost: T.Austin 4, J.Goff 3, T.Gurley 2, S.Mannion 1, R.Woods 1, P.Cooper 1, G.Everett 1, C.Kupp 1 **Total: 14**

Opponent Fumble Recoveries: C.Barwin 1, T.Walker 1, T.Johnson 1, N.Robey 1, A.Ogletree 1, A.Donald 1, T.Hill 1, M.Longacre 1, B.Hager 1, M.Fox 1 **Total: 10**



# RAMS 2017 DEFENSIVE STATS

Based on coaches' film review

| Row Labels         | Tot Tackle  | SOLO       | AST        | TFLs      | Sack      | QBHit      | PBU       | INT       | FF        | FR       | DTD      |
|--------------------|-------------|------------|------------|-----------|-----------|------------|-----------|-----------|-----------|----------|----------|
| 52-Ogletree        | 128         | 77         | 51         | 1         | 2         | 11         | 10        | 1         | 1         | 1        | 1        |
| 26-Barron          | 108         | 80         | 28         | 4         | 1         | 3          | 7         | 3         |           |          |          |
| 43-Johnson         | 91          | 55         | 36         | 1         |           |            | 11        | 1         |           |          |          |
| 22-Johnson         | 70          | 56         | 14         |           |           |            | 14        | 2         | 1         | 1        | 1        |
| 90-Brockers        | 65          | 41         | 24         | 8         | 4.5       | 8          | 4         |           |           |          |          |
| 20-Joyner          | 61          | 32         | 29         |           |           |            | 7         | 3         | 1         |          | 1        |
| 99-Donald          | 52          | 31         | 21         | 16        | 11        | 27         | 2         |           | 5         | 1        |          |
| 23-Robey           | 50          | 36         | 14         | 2         |           |            | 9         | 2         | 1         | 1        |          |
| 98-Barwin          | 43          | 22         | 21         | 4         | 5         | 9          |           |           |           | 1        |          |
| 21-Webster         | 43          | 33         | 10         |           |           |            | 8         | 1         |           |          |          |
| 50-Ebukam          | 38          | 18         | 20         | 1         | 2         | 3          |           |           | 1         |          |          |
| 94-Quinn           | 34          | 21         | 13         | 8         | 8.5       | 12         | 1         |           | 2         |          |          |
| 58-Littleton       | 31          | 19         | 12         | 2         | 1         | 3          | 3         | 1         | 1         |          |          |
| 93-Westbrooks      | 28          | 16         | 12         | 7         | 4         | 5          | 1         |           |           |          |          |
| 96-Longacre        | 27          | 16         | 11         | 5         | 5.5       | 12         | 1         |           | 1         | 1        |          |
| 95-Walker          | 25          | 16         | 9          | 2         | 1         | 1          | 4         |           | 1         | 1        |          |
| 38-Davis           | 25          | 11         | 14         |           |           | 1          | 3         | 1         |           |          |          |
| 97-Fox             | 24          | 15         | 9          | 2         | 2.5       | 3          |           |           | 1         | 1        |          |
| 31-Alexander       | 22          | 12         | 10         |           |           |            |           |           |           |          |          |
| 92-Smart           | 18          | 12         | 6          |           |           | 1          | 1         |           |           |          |          |
| 32-Hill            | 18          | 8          | 10         |           |           |            | 5         |           |           |          |          |
| 24-Countess        | 15          | 10         | 5          | 1         |           |            |           | 1         |           |          |          |
| 47-Peterson        | 11          | 6          | 5          |           |           |            | 6         | 2         |           |          |          |
| 54-Hager           | 11          | 8          | 3          |           | 1         | 2          | 1         |           | 1         | 1        |          |
| 41-Christian       | 6           | 3          | 3          |           |           |            |           |           |           |          |          |
| 27-I. Johnson      | 5           | 1          | 4          |           |           |            |           |           |           |          |          |
| 36-Hatfield        | 3           | 3          |            |           |           |            |           |           |           |          |          |
| 53-C. Thompson     | 3           | 2          | 1          | 1         |           |            |           |           |           |          |          |
| 55-Lynch           | 2           | 2          | 0          |           |           |            |           |           |           |          |          |
| <b>Grand Total</b> | <b>1057</b> | <b>662</b> | <b>395</b> | <b>65</b> | <b>49</b> | <b>101</b> | <b>98</b> | <b>18</b> | <b>17</b> | <b>9</b> | <b>3</b> |

# RAMS 2017 SPECIAL TEAMS TACKLES

Based on coaches' film review

|                  | Tackles |
|------------------|---------|
| 24-Countess      | 8       |
| 50-Ebukam        | 8       |
| 58-Littleton     | 7       |
| 43-Johnson III   | 5       |
| 41-Christian     | 4       |
| 54-Hager         | 4       |
| 23-Robey-Coleman | 4       |
| 38-Davis         | 3       |
| 86-Carrier       | 3       |
| 6-Hekker         | 2       |
| 83-Reynolds      | 2       |
| 47-Peterson      | 2       |
| 44-McQuaide      | 1       |
| 32-Hill          | 1       |
| 31-Alexander     | 1       |
| 26-Barron        | 1       |
| 53-Thompson      | 1       |
| 88-Thomas        | 1       |
| 27-I. Johnson    | 1       |
| 53-C. Thompson   | 1       |





# **LOS ANGELES RAMS ROSTER**



# LOS ANGELES RAMS COACHES/PRONUNCIATION

## RAMS COACHING STAFF

|  |                         |
|--|-------------------------|
| Head Coach.....                          | <b>Sean McVay</b>       |
| Assistant Head Coach/Linebackers.....    | <b>Joe Barry</b>        |
| Special Teams Coordinator.....           | <b>John Fassel</b>      |
| Offensive Coordinator.....               | <b>Matt LaFleur</b>     |
| Defensive Coordinator.....               | <b>Wade Phillips</b>    |
| Defensive Quality Control.....           | <b>Thad Bogardus</b>    |
| Assistant Offensive Line.....            | <b>Andy Dickerson</b>   |
| Safeties.....                            | <b>Ejiro Evero</b>      |
| Assistant Strength and Conditioning..... | <b>Edward Grayer</b>    |
| Defensive Line.....                      | <b>Bill Johnson</b>     |
| Offensive Line.....                      | <b>Aaron Kromer</b>     |
| Offensive Quality Control.....           | <b>Zak Kromer</b>       |
| Assistant Special Teams.....             | <b>Tyrone McKenzie</b>  |
| Strength Assistant.....                  | <b>Fernando Noriega</b> |
| Quarterbacks.....                        | <b>Greg Olson</b>       |
| Running Backs.....                       | <b>Skip Peete</b>       |
| Cornerbacks.....                         | <b>Aubrey Pleasant</b>  |
| Head Strength & Conditioning.....        | <b>Ted Rath</b>         |
| Assistant Linebackers.....               | <b>Chris Shula</b>      |
| Assistant Wide Receivers.....            | <b>Zac Taylor</b>       |
| Assistant Strength and Conditioning..... | <b>Blair Wagner</b>     |
| Tight Ends.....                          | <b>Shane Waldron</b>    |
| Wide Receivers.....                      | <b>Eric Yarber</b>      |

## RAMS PRONUNCIATION GUIDE

|    |                                    |                  |
|----|------------------------------------|------------------|
| 11 | <b>TAVON</b> Austin.....           | TAY-von          |
| 66 | Austin <b>BLYTHE</b> .....         | BLY-th           |
| 68 | <b>JAMON</b> Brown.....            | juh-MON          |
| 41 | <b>MARQUI</b> Christian.....       | MAR-key          |
| 10 | <b>PHAROH</b> Cooper.....          | FAIR-oh          |
| 50 | Samson <b>EBUKAM</b> .....         | ay-BOO-kam       |
| 30 | Todd <b>GURLEY</b> .....           | GUR-lee          |
| 54 | Bryce <b>HAGER</b> .....           | HAY-gur          |
| 79 | Rob <b>HAVENSTEIN</b> .....        | HAY-vin-stine    |
| 44 | Jake <b>McQUAIDE</b> .....         | Mc-KWAYD         |
| 23 | <b>NICKELL ROBEY</b> -Coleman..... | Nick-ELL/Robe-EE |
| 4  | Greg <b>ZUERLEIN</b> .....         | ZURR-line        |



# LOS ANGELES RAMS UNOFFICIAL DEPTH CHART

## OFFENSE

|           |                     |                          |   |
|-----------|---------------------|--------------------------|---|
| <b>WR</b> | 11 Tavon Austin     | 10 Pharoh Cooper         | 88 Michael Thomas                           |
| <b>TE</b> | 89 Tyler Higbee     | 81 <u>Gerald Everett</u> | 86 Derek Carrier                            |
| <b>LT</b> | 77 Andrew Whitworth | 73 Cornelius Lucas       |   |
| <b>LG</b> | 76 Rodger Saffold   | 72 Aaron Neary           |   |
| <b>C</b>  | 65 John Sullivan    | 66 Austin Blythe         |   |
| <b>RG</b> | 68 Jamon Brown      |                          |   |
| <b>RT</b> | 79 Rob Havenstein   | 63 Darrell Williams      |   |
| <b>WR</b> | 12 Sammy Watkins    | 83 <u>Josh Reynolds</u>  |   |
| <b>WR</b> | 17 Robert Woods     | 18 <u>Cooper Kupp</u>    |   |
| <b>QB</b> | 16 Jared Goff       | 14 Sean Mannion          |   |
| <b>HB</b> | 30 Todd Gurley II   | 34 Malcolm Brown         | 25 Lance Dunbar      33 <u>Justin Davis</u> |

## DEFENSE

|            |                            |                          |                           |
|------------|----------------------------|--------------------------|---------------------------|
| <b>DE</b>  | 90 Michael Brockers        | 97 Morgan Fox            |                           |
| <b>NT</b>  | 93 Ethan Westbrooks        | 95 Tyrunn Walker         |                           |
| <b>DT</b>  | 99 Aaron Donald            | 92 <u>Tanzel Smart</u>   |                           |
| <b>OLB</b> | 94 Robert Quinn            | 53 Carlos Thompson       |                           |
| <b>OLB</b> | 98 Connor Barwin           | 50 <u>Samson Ebukam</u>  | 56 <u>Garrett Sickels</u> |
| <b>ILB</b> | 52 Alec Ogletree           | 54 Bryce Hager           | 55 Cameron Lynch          |
| <b>ILB</b> | 26 Mark Barron             | 58 Cory Littleton        |                           |
| <b>LCB</b> | 22 Trumaine Johnson        | 47 Kevin Peterson        |                           |
| <b>RCB</b> | 32 Troy Hill               | 23 Nickell Robey-Coleman | 27 Isaiah Johnson         |
| <b>SS</b>  | 43 <u>John Johnson III</u> | 24 Blake Countess        |                           |
| <b>FS</b>  | 20 Lamarcus Joyner         |                          |                           |

## SPECIALISTS

|           |                  |                       |
|-----------|------------------|-----------------------|
| <b>P</b>  | 6 Johnny Hekker  |                       |
| <b>K</b>  | 5 Sam Ficken     |                       |
| <b>H</b>  | 6 Johnny Hekker  |                       |
| <b>LS</b> | 44 Jake McQuaide |                       |
| <b>PR</b> | 10 Pharoh Cooper | 18 <u>Cooper Kupp</u> |
| <b>KR</b> | 10 Pharoh Cooper | 11 Tavon Austin       |

**Head Coach:** Sean McVay

**Assistants:** Joe Barry (Assistant Head Coach/Linebackers), John Fassel (Special Teams Coordinator), Matt LaFleur (Offensive Coordinator), Wade Phillips (Defensive Coordinator), Thad Bogardus (Defensive Quality Control), Andy Dickerson (Assistant Offensive Line), Ejiro Evero (Safeties), Edward Grayer (Assistant Strength and Conditioning), Bill Johnson (Defensive Line), Aaron Kromer (Offensive Line), Zak Kromer (Offensive Quality Control), Tyrone McKenzie (Assistant Special Teams), Fernando Noriega (Strength Assistant), Greg Olson (Quarterbacks), Skip Peete (Running Backs), Aubrey Pleasant (Cornerbacks), Ted Rath (Head Strength & Conditioning), Chris Shula (Assistant Linebackers), Zac Taylor (Assistant Wide Receivers), Blair Wagner (Assistant Strength and Conditioning), Shane Waldron (Tight Ends), Eric Yarber (Wide Receivers)



# LOS ANGELES RAMS ALPHABETICAL ROSTER

| NO. | PLAYER                 | POS | HT   | WT  | DOB        | AGE | EXP | COLLEGE               | H.S. HOMETOWN          | ACQUIRED    |
|-----|------------------------|-----|------|-----|------------|-----|-----|-----------------------|------------------------|-------------|
| 11  | Austin, Tavon          | WR  | 5-8  | 179 | 3/15/1990  | 27  | 5   | West Virginia         | Baltimore, Md.         | D1A-'13     |
| 26  | Barron, Mark           | LB  | 6-2  | 225 | 10/27/1989 | 28  | 6   | Alabama               | Mobile, Ala.           | T(TB)-'14   |
| 98  | Barwin, Connor         | OLB | 6-4  | 255 | 10/15/1986 | 31  | 9   | Cincinnati            | Southfield, Mich.      | FA-'17      |
| 66  | Blythe, Austin         | C   | 6-3  | 300 | 6/16/1992  | 25  | 2   | Iowa                  | Williamsburg, Iowa     | W(IND)-'17  |
| 90  | Brockers, Michael      | DT  | 6-5  | 302 | 12/21/1990 | 27  | 6   | LSU                   | Houston, Texas         | D1-'12      |
| 68  | Brown, Jamon           | G   | 6-4  | 330 | 5/15/1993  | 24  | 3   | Louisville            | Louisville, Ky.        | D3A-'15     |
| 34  | Brown, Malcolm         | RB  | 5-11 | 227 | 5/15/1993  | 24  | 2   | Texas                 | Cibolo, Texas          | FA-'15      |
| 86  | Carrier, Derek         | TE  | 6-4  | 244 | 7/25/1990  | 27  | 5   | Beloit (Wis.)         | Edgerton, Wis.         | T(WAS)-'17  |
| 10  | Cooper, Pharoah        | WR  | 5-11 | 207 | 3/7/1995   | 22  | 2   | South Carolina        | Havelock, N.C.         | D4B-'16     |
| 24  | Countess, Blake        | DB  | 5-10 | 185 | 8/8/1993   | 24  | 2   | Auburn                | Owings Mills, MD       | FA-'16      |
| 38  | Davis, Cody            | S   | 6-1  | 203 | 6/6/1989   | 28  | 5   | Texas Tech            | Stephenville, Texas    | FA-'13      |
| 33  | Davis, Justin          | RB  | 6-1  | 198 | 11/11/1995 | 22  | R   | Southern California   | Stockton, Calif.       | FA-'17      |
| 99  | Donald, Aaron          | DT  | 6-1  | 280 | 5/23/1991  | 26  | 4   | Pittsburgh            | Pittsburgh, Pa.        | D1B-'14     |
| 25  | Dunbar, Lance          | RB  | 5-8  | 187 | 1/25/1990  | 27  | 6   | North Texas           | Haltom City, Texas     | FA-'17      |
| 50  | Ebukam, Samson         | OLB | 6-3  | 240 | 5/9/1995   | 22  | R   | Eastern Washington    | Portland, Ore.         | D4B-'17     |
| 81  | Everett, Gerald        | TE  | 6-3  | 245 | 6/25/1994  | 23  | R   | South Alabama         | Decatur, Ga.           | D2-'17      |
| 5   | Ficken, Sam            | K   | 6-2  | 190 | 12/14/1992 | 25  | 1   | Penn State            | Valparaiso, Ind.       | FA-'17      |
| 97  | Fox, Morgan            | DE  | 6-3  | 275 | 9/12/1994  | 23  | 2   | Colorado State Pueblo | Colorado Springs, Colo | FA-'16      |
| 16  | Goff, Jared            | QB  | 6-4  | 223 | 10/14/1994 | 23  | 2   | California            | Novato, Calif.         | D1-'16      |
| 30  | Gurley II, Todd        | RB  | 6-1  | 227 | 8/3/1994   | 23  | 3   | Georgia               | Tarboro, N.C.          | D1-'15      |
| 54  | Hager, Bryce           | LB  | 6-1  | 237 | 5/4/1992   | 25  | 3   | Baylor                | Austin, Texas          | D7A-'15     |
| 79  | Havenstein, Rob        | T   | 6-8  | 328 | 5/13/1992  | 25  | 3   | Wisconsin             | Mount Airy, Md.        | D2-'15      |
| 6   | Hekker, Johnny         | P   | 6-5  | 241 | 2/8/1990   | 27  | 6   | Oregon State          | Bothell, Wash.         | FA-'12      |
| 89  | Higbee, Tyler          | TE  | 6-6  | 257 | 1/1/1993   | 25  | 2   | Western Kentucky      | Clearwater, Fla.       | D4A-'16     |
| 32  | Hill, Troy             | CB  | 5-11 | 184 | 8/29/1991  | 26  | 3   | Oregon                | Youngstown, Ohio       | W(NE) - '15 |
| 27  | Johnson, Isaiah        | DB  | 6-1  | 207 | 5/16/1992  | 25  | 3   | Georgia Tech          | Columbus, Ohio         | FA-'16      |
| 43  | Johnson III, John      | S   | 6-0  | 204 | 12/19/1995 | 22  | R   | Boston College        | West Hyattsville, Md.  | D3B-'17     |
| 22  | Johnson, Trumaine      | CB  | 6-2  | 213 | 1/1/1990   | 28  | 6   | Montana               | Stockton, Calif.       | D3-'12      |
| 20  | Joyner, Lamaricus      | S   | 5-8  | 190 | 11/27/1990 | 27  | 4   | Florida State         | Miami, Fla.            | D2-'14      |
| 18  | Kupp, Cooper           | WR  | 6-2  | 205 | 6/15/1993  | 24  | R   | Eastern Washington    | Yakima, Wash.          | D3A-'17     |
| 58  | Littleton, Cory        | OLB | 6-3  | 225 | 11/18/1993 | 24  | 2   | Washington            | Spring Valley, Calif.  | FA-'16      |
| 73  | Lucas, Cornelius       | T   | 6-9  | 320 | 7/18/1991  | 26  | 4   | Kansas State          | New Orleans, La.       | FA-'17      |
| 55  | Lynch, Cameron         | LB  | 6-0  | 229 | 8/4/1993   | 22  | 3   | Syracuse              | Lawrenceville, Ga.     | FA-'15      |
| 14  | Mannion, Sean          | QB  | 6-6  | 231 | 4/25/1992  | 25  | 3   | Oregon State          | Pleasanton, Calif.     | D3B-'15     |
| 44  | McQuaide, Jake         | LS  | 6-2  | 225 | 12/7/1987  | 30  | 7   | Ohio State            | Cincinnati, Ohio       | FA-'11      |
| 72  | Neary, Aaron           | C/G | 6-4  | 301 | 11/15/1992 | 25  | 1   | Eastern Washington    | Richland, Wash.        | W(PHI)-'17  |
| 52  | Ogletree, Alec         | LB  | 6-2  | 235 | 9/25/1991  | 26  | 5   | Georgia               | Newnan, Ga.            | D1B-'13     |
| 47  | Peterson, Kevin        | CB  | 5-11 | 180 | 3/22/1994  | 23  | 1   | Oklahoma State        | Muskogee, Okla.        | FA-'16      |
| 94  | Quinn, Robert          | OLB | 6-4  | 250 | 5/18/1990  | 27  | 7   | North Carolina        | Ladson, S.C.           | D1-'11      |
| 83  | Reynolds, Josh         | WR  | 6-3  | 192 | 2/16/1995  | 22  | R   | Texas A&M             | San Antonio, Texas     | D4A-'17     |
| 23  | Robey-Coleman, Nickell | CB  | 5-8  | 178 | 1/17/1992  | 25  | 5   | Southern California   | Frostproof, Fla.       | FA-'17      |
| 76  | Saffold, Rodger        | G   | 6-5  | 325 | 6/6/1988   | 29  | 8   | Indiana               | Bedford, Ohio          | D2-'10      |
| 56  | Sickels, Garrett       | OLB | 6-4  | 252 | 9/24/1994  | 23  | R   | Penn State            | Red Bank, N.J.         | FA-'17      |
| 92  | Smart, Tanzel          | DT  | 6-1  | 290 | 11/6/1994  | 23  | R   | Tulane                | Baton Rouge, La.       | D6A-'17     |
| 65  | Sullivan, John         | C   | 6-4  | 310 | 8/8/1985   | 32  | 10  | Notre Dame            | Old Greenwich, Conn.   | FA-'17      |
| 88  | Thomas, Michael        | WR  | 6-1  | 195 | 8/16/1994  | 23  | 2   | Southern Mississippi  | Chicago, Ill.          | D6C-'16     |
| 53  | Thompson, Carlos       | OLB | 6-5  | 250 | 2/16/1992  | 25  | 1   | Mississippi           | Hollandale, Miss.      | FA-'17      |
| 95  | Walker, Tyrann         | DT  | 6-3  | 310 | 3/18/1990  | 27  | 5   | Tulsa                 | New Iberia, La.        | FA-'17      |
| 12  | Watkins, Sammy         | WR  | 6-1  | 211 | 6/14/1993  | 24  | 4   | Clemson               | Fort Myers, Fla.       | T(BUF)-'17  |
| 93  | Westbrooks, Ethan      | DE  | 6-4  | 283 | 11/15/1990 | 27  | 4   | West Texas A&M        | Oakland, Calif.        | FA-'14      |
| 77  | Whitworth, Andrew      | T   | 6-7  | 333 | 12/12/1981 | 36  | 12  | LSU                   | Monroe, La.            | FA-'17      |
| 63  | Williams, Darrell      | T   | 6-5  | 305 | 8/3/1993   | 24  | 2   | South Florida         | Orlando, Fla.          | FA-'15      |
| 17  | Woods, Robert          | WR  | 6-0  | 193 | 4/10/1992  | 25  | 5   | Southern California   | Gardena, Calif.        | FA-'17      |

Active Roster: 53

## Practice Squad

|    |                      |     |      |     |            |    |   |                   |                      |         |
|----|----------------------|-----|------|-----|------------|----|---|-------------------|----------------------|---------|
| 13 | Brown, Fred          | WR  | 6-1  | 196 | 12/1/1993  | 24 | R | Mississippi State | Jackson, Miss.       | FA-'17  |
| 67 | Bryant, Omarius      | DT  | 6-3  | 315 | 10/26/1994 | 23 | R | Western Kentucky  | Byram, Miss.         | FA-'17  |
| 60 | Eldrenkamp, Jake     | OL  | 6-5  | 300 | 3/4/1994   | 23 | R | Washington        | Medina, Wash.        | FA-'17  |
| 36 | Hatfield, Dominique  | CB  | 5-10 | 170 | 12/13/1994 | 23 | R | Utah              | Los Angeles, Calif.  | FA-'17  |
| 87 | Krieger-Coble, Henry | TE  | 6-4  | 248 | 6/12/1992  | 25 | 1 | Iowa              | Mount Pleasant, Iowa | FA-'17  |
| 82 | Mundt, Johnny        | TE  | 6-4  | 232 | 11/23/1994 | 23 | R | Oregon            | Modesto, Calif.      | FA-'17  |
| 31 | Nixon, Taurean       | CB  | 5-10 | 187 | 2/7/1991   | 26 | 1 | Tulane            | Baton Rouge, La.     | FA-'17  |
| 51 | Price, Ejuan         | OLB | 5-11 | 250 | 1/30/1993  | 24 | R | Pittsburgh        | Rankin, Pa.          | D7-'17  |
| 39 | Rogers, Sam          | FB  | 5-10 | 235 | 4/12/1995  | 22 | R | Virginia Tech     | Mechanicsville, Va.  | D6B-'17 |
| 35 | Sayles, Marcus       | CB  | 5-10 | 175 | 10/1/1994  | 23 | R | West Georgia      | Alpharetta, Ga.      | FA-'17  |

Practice Squad: 10

## Reserve/Injured

|     |                      |     |      |     |            |    |   |                          |                     |             |
|-----|----------------------|-----|------|-----|------------|----|---|--------------------------|---------------------|-------------|
| 8   | Allen, Brandon       | QB  | 6-2  | 214 | 9/5/1992   | 25 | 1 | Arkansas                 | Fayetteville, Ark.  | FA-'17      |
| 41  | Christian, Marqui    | S   | 5-11 | 200 | 10/27/1994 | 23 | 2 | Midwestern State         | Spring, Texas       | W(AZ) - '16 |
| 91  | Easley, Dominique    | DT  | 6-2  | 273 | 4/28/1992  | 25 | 4 | Florida                  | Staten Island, N.Y. | FA-'16      |
| 84  | Hemingway, Temarrick | TE  | 6-5  | 251 | 7/30/1993  | 24 | 2 | South Carolina State     | Loris, S.C.         | D6A-'16     |
| 45  | Laskey, Zach         | FB  | 6-2  | 238 | 7/8/1992   | 25 | 1 | Georgia Tech             | Peachtree City, Ga. | FA-'15      |
| 96  | Longacre, Matt       | OLB | 6-3  | 255 | 9/21/1991  | 26 | 3 | Northwest Missouri State | Omaha, Neb.         | FA-'15      |
| 41B | Tillery, Lenard      | RB  | 5-10 | 198 | 12/9/1993  | 24 | R | Southern                 | Baton Rouge, La.    | FA-'17      |
| 21  | Webster, Kayvon      | CB  | 5-11 | 192 | 2/1/1991   | 26 | 5 | South Florida            | Opa-Locka, Fla.     | FA-'17      |
| 4   | Zuerlein, Greg       | K   | 6-0  | 191 | 12/27/1987 | 30 | 6 | Missouri Western         | Lincoln, Neb.       | D6-'12      |



# LOS ANGELES RAMS NUMERICAL ROSTER

| NO. | PLAYER                | POS | HT   | WT  | DOB        | AGE | EXP | COLLEGE               | H.S. HOMETOWN           | ACQUIRED    |
|-----|-----------------------|-----|------|-----|------------|-----|-----|-----------------------|-------------------------|-------------|
| 5   | Sam Ficken            | K   | 6-2  | 190 | 12/14/1992 | 25  | 1   | Penn State            | Valparaiso, Ind.        | FA-'17      |
| 6   | Johnny Hekker         | P   | 6-5  | 241 | 2/8/1990   | 27  | 6   | Oregon State          | Bothell, Wash.          | FA-'12      |
| 10  | Pharoh Cooper         | WR  | 5-11 | 207 | 3/7/1995   | 22  | 2   | South Carolina        | Havelock, N.C.          | D4B-'16     |
| 11  | Tavon Austin          | WR  | 5-8  | 179 | 3/15/1990  | 27  | 5   | West Virginia         | Baltimore, Md.          | D1A-'13     |
| 12  | Sammy Watkins         | WR  | 6-1  | 211 | 6/14/1993  | 24  | 4   | Clemson               | Fort Myers, Fla.        | T(BUF)-'17  |
| 14  | Sean Mannion          | QB  | 6-6  | 231 | 4/25/1992  | 25  | 3   | Oregon State          | Pleasanton, Calif.      | D3B-'15     |
| 16  | Jared Goff            | QB  | 6-4  | 223 | 10/14/1994 | 23  | 2   | California            | Novato, Calif.          | D1-'16      |
| 17  | Robert Woods          | WR  | 6-0  | 193 | 4/10/1992  | 25  | 5   | Southern California   | Gardena, Calif          | FA-'17      |
| 18  | Cooper Kupp           | WR  | 6-2  | 205 | 6/15/1993  | 24  | R   | Eastern Washington    | Yakima, Wash.           | D3A-'17     |
| 20  | Lamarcus Joyner       | S   | 5-8  | 190 | 11/27/1990 | 27  | 4   | Florida State         | Miami, Fla.             | D2-'14      |
| 22  | Trumaine Johnson      | CB  | 6-2  | 213 | 1/1/1990   | 28  | 6   | Montana               | Stockton, Calif.        | D3-'12      |
| 23  | Nickell Robey-Coleman | CB  | 5-8  | 178 | 1/17/1992  | 25  | 5   | Southern California   | Frostproof, Fla.        | FA-'17      |
| 24  | Blake Countess        | DB  | 5-10 | 185 | 8/8/1993   | 24  | 2   | Auburn                | Owings Mills, MD        | FA-'16      |
| 25  | Lance Dunbar          | RB  | 5-8  | 187 | 1/25/1990  | 27  | 6   | North Texas           | Haltom City, Texas      | FA-'17      |
| 26  | Mark Barron           | LB  | 6-2  | 225 | 10/27/1989 | 28  | 6   | Alabama               | Mobile, Ala.            | T(TB)-'14   |
| 27  | Isaiah Johnson        | DB  | 6-1  | 207 | 5/16/1992  | 25  | 3   | Georgia Tech          | Columbus, Ohio          | FA-'16      |
| 30  | Todd Gurley II        | RB  | 6-1  | 227 | 8/3/1994   | 23  | 3   | Georgia               | Tarboro, N.C.           | D1-'15      |
| 32  | Troy Hill             | CB  | 5-11 | 184 | 8/29/1991  | 26  | 3   | Oregon                | Youngstown, Ohio        | W(NE) - '15 |
| 33  | Justin Davis          | RB  | 6-1  | 198 | 11/11/1995 | 22  | R   | Southern California   | Stockton, Calif.        | FA-'17      |
| 34  | Malcolm Brown         | RB  | 5-11 | 227 | 5/15/1993  | 24  | 2   | Texas                 | Cibolo, Texas           | FA-'15      |
| 38  | Cody Davis            | S   | 6-1  | 203 | 6/6/1989   | 28  | 5   | Texas Tech            | Stephenville, Texas     | FA-'13      |
| 43  | John Johnson III      | S   | 6-0  | 204 | 12/19/1995 | 22  | R   | Boston College        | West Hyattsville, Md.   | D3B-'17     |
| 44  | Jake McQuaide         | LS  | 6-2  | 225 | 12/7/1987  | 30  | 7   | Ohio State            | Cincinnati, Ohio        | FA-'11      |
| 47  | Kevin Peterson        | CB  | 5-11 | 180 | 3/22/1994  | 23  | 1   | Oklahoma State        | Muskogee, Okla.         | FA-'16      |
| 50  | Samson Ebukam         | OLB | 6-3  | 240 | 5/9/1995   | 22  | R   | Eastern Washington    | Portland, Ore.          | D4B-'17     |
| 52  | Alec Ogletree         | LB  | 6-2  | 235 | 9/25/1991  | 26  | 5   | Georgia               | Newnan, Ga.             | D1B-'13     |
| 53  | Carlos Thompson       | OLB | 6-5  | 250 | 2/16/1992  | 25  | 1   | Mississippi           | Hollandale, Miss.       | FA-'17      |
| 54  | Bryce Hager           | LB  | 6-1  | 237 | 5/4/1992   | 25  | 3   | Baylor                | Austin, Texas           | D7A-'15     |
| 55  | Cameron Lynch         | LB  | 6-0  | 229 | 8/4/1993   | 22  | 3   | Syracuse              | Lawrenceville, Ga.      | FA-'15      |
| 56  | Garrett Sickels       | OLB | 6-4  | 252 | 9/24/1994  | 23  | R   | Penn State            | Red Bank, N.J.          | FA-'17      |
| 58  | Cory Littleton        | OLB | 6-3  | 225 | 11/18/1993 | 24  | 2   | Washington            | Spring Valley, Calif.   | FA-'16      |
| 63  | Darrell Williams      | T   | 6-5  | 305 | 8/3/1993   | 24  | 2   | South Florida         | Orlando, Fla.           | FA-'15      |
| 65  | John Sullivan         | C   | 6-4  | 310 | 8/8/1985   | 32  | 10  | Notre Dame            | Old Greenwich, Conn.    | FA-'17      |
| 66  | Austin Blythe         | C   | 6-3  | 300 | 6/16/1992  | 25  | 2   | Iowa                  | Williamsburg, Iowa      | W(IND)-'17  |
| 68  | Jamon Brown           | G   | 6-4  | 330 | 3/15/1993  | 24  | 3   | Louisville            | Louisville, Ky.         | D3A-'15     |
| 72  | Aaron Neary           | C/G | 6-4  | 301 | 11/15/1992 | 25  | 1   | Eastern Washington    | Richland, Wash.         | W(PHI)-'17  |
| 73  | Cornelius Lucas       | T   | 6-9  | 320 | 7/18/1991  | 26  | 4   | Kansas State          | New Orleans, La.        | FA-'17      |
| 76  | Rodger Saffold        | G   | 6-5  | 325 | 6/6/1988   | 29  | 8   | Indiana               | Bedford, Ohio           | D2-'10      |
| 77  | Andrew Whitworth      | T   | 6-7  | 333 | 12/12/1981 | 36  | 12  | LSU                   | Monroe, La.             | FA-'17      |
| 79  | Rob Havenstein        | T   | 6-8  | 328 | 5/13/1992  | 25  | 3   | Wisconsin             | Mount Airy, Md.         | D2-'15      |
| 81  | Gerald Everett        | TE  | 6-3  | 245 | 6/25/1994  | 23  | R   | South Alabama         | Decatur, Ga.            | D2-'17      |
| 83  | Josh Reynolds         | WR  | 6-3  | 192 | 2/16/1995  | 22  | R   | Texas A&M             | San Antonio, Texas      | D4A-'17     |
| 86  | Derek Carrier         | TE  | 6-4  | 244 | 7/25/1990  | 27  | 5   | Beloit (Wis.)         | Edgerton, Wis.          | T(WAS)-'17  |
| 88  | Michael Thomas        | WR  | 6-1  | 195 | 8/16/1994  | 23  | 2   | Southern Mississippi  | Chicago, Ill.           | D6C-'16     |
| 89  | Tyler Higbee          | TE  | 6-6  | 257 | 1/1/1993   | 25  | 2   | Western Kentucky      | Clearwater, Fla.        | D4A-'16     |
| 90  | Michael Brockers      | DT  | 6-5  | 302 | 12/21/1990 | 27  | 6   | LSU                   | Houston, Texas          | D1-'12      |
| 92  | Tanzel Smart          | DT  | 6-1  | 290 | 11/6/1994  | 23  | R   | Tulane                | Baton Rouge, La.        | D6A-'17     |
| 93  | Ethan Westbrooks      | DE  | 6-4  | 283 | 11/15/1990 | 27  | 4   | West Texas A&M        | Oakland, Calif.         | FA-'14      |
| 94  | Robert Quinn          | OLB | 6-4  | 250 | 5/18/1990  | 27  | 7   | North Carolina        | Ladson, S.C.            | D1-'11      |
| 95  | Tyrann Walker         | DT  | 6-3  | 310 | 3/18/1990  | 27  | 5   | Tulsa                 | New Iberia, La.         | FA-'17      |
| 97  | Morgan Fox            | DE  | 6-3  | 275 | 9/12/1994  | 23  | 2   | Colorado State Pueblo | Colorado Springs, Colo. | FA-'16      |
| 98  | Connor Barwin         | OLB | 6-4  | 255 | 10/15/1986 | 31  | 9   | Cincinnati            | Southfield, Mich.       | FA-'17      |
| 99  | Aaron Donald          | DT  | 6-1  | 280 | 5/23/1991  | 26  | 4   | Pittsburgh            | Pittsburgh, Pa.         | D1B-'14     |

Active Roster: 53

### Practice Squad

|    |                      |     |      |     |            |    |   |                   |                      |         |
|----|----------------------|-----|------|-----|------------|----|---|-------------------|----------------------|---------|
| 13 | Fred Brown           | WR  | 6-1  | 196 | 12/1/1993  | 24 | R | Mississippi State | Jackson, Miss.       | FA-'17  |
| 31 | Nixon, Taurean       | CB  | 5-10 | 187 | 2/7/1991   | 26 | 1 | Tulane            | Baton Rouge, La.     | FA-'17  |
| 35 | Sayles, Marcus       | CB  | 5-10 | 175 | 10/1/1994  | 23 | R | West Georgia      | Alpharetta, Ga.      | FA-'17  |
| 36 | Dominique Hatfield   | CB  | 5-10 | 170 | 12/13/1994 | 23 | R | Utah              | Los Angeles, Calif.  | FA-'17  |
| 39 | Sam Rogers           | FB  | 5-10 | 235 | 4/12/1995  | 22 | R | Virginia Tech     | Mechanicsville, Va.  | D6B-'17 |
| 51 | Ejuan Price          | OLB | 5-11 | 250 | 1/30/1993  | 24 | R | Pittsburgh        | Rankin, Pa.          | D7-'17  |
| 60 | Jake Eldrenkamp      | OL  | 6-5  | 300 | 3/4/1994   | 23 | R | Washington        | Medina, Wash.        | FA-'17  |
| 67 | Omarius Bryant       | DT  | 6-3  | 315 | 10/26/1994 | 23 | R | Western Kentucky  | Byram, Miss.         | FA-'17  |
| 82 | Johnny Mundt         | TE  | 6-4  | 232 | 11/23/1994 | 23 | R | Oregon            | Modesto, Calif.      | FA-'17  |
| 87 | Krieger-Coble, Henry | TE  | 6-4  | 248 | 6/12/1992  | 25 | 1 | Iowa              | Mount Pleasant, Iowa | FA-'17  |

Practice Squad: 10

### Reserve/Injured

|     |                     |     |      |     |            |    |   |                          |                     |             |
|-----|---------------------|-----|------|-----|------------|----|---|--------------------------|---------------------|-------------|
| 4   | Greg Zuerlein       | K   | 6-0  | 191 | 12/27/1987 | 30 | 6 | Missouri Western         | Lincoln, Neb.       | D6-'12      |
| 8   | Brandon Allen       | QB  | 6-2  | 214 | 9/5/1992   | 25 | 1 | Arkansas                 | Fayetteville, Ark.  | FA-'17      |
| 21  | Kayvon Webster      | CB  | 5-11 | 192 | 2/1/1991   | 26 | 5 | South Florida            | Opa-Locka, Fla.     | FA-'17      |
| 38  | Cody Davis          | S   | 6-1  | 203 | 6/6/1989   | 28 | 5 | Texas Tech               | Stephenville, Texas | FA-'13      |
| 41  | Marqui Christian    | S   | 5-11 | 200 | 10/27/1994 | 23 | 2 | Midwestern State         | Spring, Texas       | W(AZ) - '16 |
| 41B | Lenard Tillery      | RB  | 5-10 | 198 | 12/9/1993  | 24 | R | Southern                 | Baton Rouge, La.    | FA-'17      |
| 45  | Zach Laskey         | FB  | 6-2  | 238 | 7/8/1992   | 25 | 1 | Georgia Tech             | Peachtree City, Ga. | FA-'15      |
| 84  | Temarrick Hemingway | TE  | 6-5  | 251 | 7/30/1993  | 24 | 2 | South Carolina State     | Loris, S.C.         | D6A-'16     |
| 91  | Dominique Easley    | DT  | 6-2  | 273 | 4/28/1992  | 25 | 4 | Florida                  | Staten Island, N.Y. | FA-'16      |
| 96  | Matt Longacre       | OLB | 6-3  | 255 | 9/21/1991  | 26 | 3 | Northwest Missouri State | Omaha, Neb.         | FA-'15      |



# LOS ANGELES RAMS BY EXPERIENCE

|               | NO. | PLAYER                 | POS | HT   | WT  | DOB        | AGE | EXP | COLLEGE               | H.S. HOMETOWN           | ACQUIRED    |
|---------------|-----|------------------------|-----|------|-----|------------|-----|-----|-----------------------|-------------------------|-------------|
| 12th Year (1) | 77  | Whitworth, Andrew      | T   | 6-7  | 333 | 12/12/1981 | 36  | 12  | LSU                   | Monroe, La.             | FA-'17      |
| 10th Year (1) | 65  | Sullivan, John         | C   | 6-4  | 310 | 8/8/1985   | 32  | 10  | Notre Dame            | Old Greenwich, Conn.    | FA-'17      |
| 9th Year (1)  | 98  | Barwin, Connor         | OLB | 6-4  | 255 | 10/15/1986 | 31  | 9   | Cincinnati            | Southfield, Mich.       | FA-'17      |
| 8th Year (1)  | 76  | Saffold, Rodger        | G   | 6-5  | 325 | 6/6/1988   | 29  | 8   | Indiana               | Bedford, Ohio           | D2-'10      |
| 7th Year (2)  | 44  | McQuaide, Jake         | LS  |      | 225 | 12/7/1987  | 30  | 7   | Ohio State            | Cincinnati, Ohio        | FA-'11      |
|               | 94  | Quinn, Robert          | OLB | 6-4  | 250 | 5/18/1990  | 27  | 7   | North Carolina        | Ladson, S.C.            | D1-'11      |
| 6th Year (5)  | 6   | Hekker, Johnny         | P   | 6-5  | 241 | 2/8/1990   | 27  | 6   | Oregon State          | Bothell, Wash.          | FA-'12      |
|               | 22  | Johnson, Trumaine      | CB  | 6-2  | 213 | 1/1/1990   | 28  | 6   | Montana               | Stockton, Calif.        | D3-'12      |
|               | 25  | Dunbar, Lance          | RB  | 5-8  | 187 | 1/25/1990  | 27  | 6   | North Texas           | Haltom City, Texas      | FA-'17      |
|               | 26  | Barron, Mark           | LB  | 6-2  | 225 | 10/27/1989 | 28  | 6   | Alabama               | Mobile, Ala.            | T(TB)-'14   |
|               | 90  | Brockers, Michael      | DT  | 6-5  | 302 | 12/21/1990 | 27  | 6   | LSU                   | Houston, Texas          | D1-'12      |
| 5th Year (7)  | 11  | Austin, Tavon          | WR  | 5-8  | 179 | 3/15/1990  | 27  | 5   | West Virginia         | Baltimore, Md.          | D1A-'13     |
|               | 17  | Woods, Robert          | WR  | 6-0  | 193 | 4/10/1992  | 25  | 5   | Southern California   | Gardena, Calif.         | FA-'17      |
|               | 23  | Robey-Coleman, Nickell | CB  | 5-8  | 178 | 1/17/1992  | 25  | 5   | Southern California   | Frostproof, Fla.        | FA-'17      |
|               | 38  | Davis, Cody            | S   | 6-1  | 203 | 6/6/1989   | 28  | 5   | Texas Tech            | Stephenville, Texas     | FA-'13      |
|               | 52  | Ogletree, Alec         | LB  | 6-2  | 235 | 9/25/1991  | 26  | 5   | Georgia               | Newnan, Ga.             | D1B-'13     |
|               | 86  | Carrier, Derek         | TE  | 6-4  | 244 | 7/25/1990  | 27  | 5   | Beloit (Wis.)         | Egerton, Wis.           | T(WAS)-'17  |
|               | 95  | Walker, Tyrunn         | DT  | 6-3  | 310 | 3/18/1990  | 27  | 5   | Tulsa                 | New Iberia, La.         | FA-'17      |
| 4th Year (5)  | 12  | Watkins, Sammy         | WR  | 6-1  | 211 | 6/14/1993  | 24  | 4   | Clemson               | Fort Myers, Fla.        | T(BUF)-'17  |
|               | 20  | Joyner, Lamarqus       | S   | 5-8  | 190 | 11/27/1990 | 27  | 4   | Florida State         | Miami, Fla.             | D2-'14      |
|               | 73  | Lucas, Cornelius       | T   | 6-9  | 320 | 7/18/1991  | 26  | 4   | Kansas State          | New Orleans, La.        | FA-'17      |
|               | 93  | Westbrooks, Ethan      | DE  | 6-4  | 283 | 11/15/1990 | 27  | 4   | West Texas A&M        | Oakland, Calif.         | FA-'14      |
|               | 99  | Donald, Aaron          | DT  | 6-1  | 280 | 5/23/1991  | 26  | 4   | Pittsburgh            | Pittsburgh, Pa.         | D1B-'14     |
| 3rd Year (8)  | 14  | Mannion, Sean          | QB  | 6-6  | 231 | 4/25/1992  | 25  | 3   | Oregon State          | Pleasanton, Calif.      | D3B-'15     |
|               | 27  | Johnson, Isaiah        | DB  | 6-1  | 207 | 5/16/1992  | 25  | 3   | Georgia Tech          | Columbus, Ohio          | FA-'16      |
|               | 30  | Gurley II, Todd        | RB  | 6-1  | 227 | 8/3/1994   | 23  | 3   | Georgia               | Tarboro, N.C.           | D1-'15      |
|               | 32  | Hill, Troy             | CB  | 5-11 | 184 | 8/29/1991  | 26  | 3   | Oregon                | Youngstown, Ohio        | W(NE) - '15 |
|               | 54  | Hager, Bryce           | LB  | 6-1  | 237 | 5/4/1992   | 25  | 3   | Baylor                | Austin, Texas           | D7A-'15     |
|               | 55  | Lynch, Cameron         | LB  | 6-0  | 229 | 8/4/1993   | 22  | 3   | Syracuse              | Lawrenceville, Ga.      | FA-'15      |
|               | 68  | Brown, Jamon           | G   | 6-4  | 330 | 3/15/1993  | 24  | 3   | Louisville            | Louisville, Ky.         | D3A-'15     |
|               | 79  | Havenstein, Rob        | T   | 6-8  | 328 | 5/13/1992  | 25  | 3   | Wisconsin             | Mount Airy, Md.         | D2-'15      |
| 2nd Year (10) | 10  | Cooper, Pharoh         | WR  | 5-11 | 207 | 3/7/1995   | 22  | 2   | South Carolina        | Havelock, N.C.          | D4B-'16     |
|               | 16  | Goff, Jared            | QB  | 6-4  | 223 | 10/14/1994 | 23  | 2   | California            | Novato, Calif.          | D1-'16      |
|               | 24  | Countess, Blake        | DB  | 5-10 | 185 | 8/8/1993   | 24  | 2   | Auburn                | Owings Mills, MD        | FA-'16      |
|               | 34  | Brown, Malcolm         | RB  | 5-11 | 227 | 5/15/1993  | 24  | 2   | Texas                 | Cibolo, Texas           | FA-'15      |
|               | 58  | Littleton, Cory        | OLB | 6-3  | 225 | 11/18/1993 | 24  | 2   | Washington            | Spring Valley, Calif.   | FA-'16      |
|               | 63  | Williams, Darrell      | T   | 6-5  | 305 | 8/3/1993   | 24  | 2   | South Florida         | Orlando, Fla.           | FA-'15      |
|               | 66  | Blythe, Austin         | C   | 6-3  | 300 | 6/16/1992  | 25  | 2   | Iowa                  | Williamsburg, Iowa      | W(IND)-'17  |
|               | 88  | Thomas, Michael        | WR  | 6-1  | 195 | 8/16/1994  | 23  | 2   | Southern Mississippi  | Chicago, Ill.           | D6C-'16     |
|               | 89  | Higbee, Tyler          | TE  | 6-6  | 257 | 1/1/1993   | 25  | 2   | Western Kentucky      | Clearwater, Fla.        | D4A-'16     |
|               | 97  | Fox, Morgan            | DE  | 6-3  | 275 | 9/12/1994  | 23  | 2   | Colorado State Pueblo | Colorado Springs, Colo. | FA-'16      |
| 1st Year (4)  | 5   | Ficken, Sam            | K   | 6-2  | 190 | 12/14/1992 | 25  | 1   | Penn State            | Valparaiso, Ind.        | FA-'17      |
|               | 47  | Peterson, Kevin        | CB  | 5-11 | 180 | 3/22/1994  | 23  | 1   | Oklahoma State        | Muskogee, Okla.         | FA-'16      |
|               | 53  | Thompson, Carlos       | OLB | 6-5  | 250 | 2/16/1992  | 25  | 1   | Mississippi           | Hollandale, Miss.       | FA-'17      |
|               | 72  | Neary, Aaron           | C/G | 6-4  | 301 | 11/15/1992 | 25  | 1   | Eastern Washington    | Richland, Wash.         | W(PHI)-'17  |
| Rookies (8)   | 18  | Kupp, Cooper           | WR  | 6-2  | 205 | 6/15/1993  | 24  | R   | Eastern Washington    | Yakima, Wash.           | D3A-'17     |
|               | 42  | Davis, Justin          | RB  | 6-1  | 198 | 11/11/1995 | 22  | R   | Southern California   | Stockton, Calif.        | FA-'17      |
|               | 43  | Johnson III, John      | S   | 6-0  | 204 | 12/19/1995 | 22  | R   | Boston College        | West Hyattsville, Md.   | D3B-'17     |
|               | 50  | Ebukam, Samson         | OLB | 6-3  | 240 | 5/9/1995   | 22  | R   | Eastern Washington    | Portland, Ore.          | D4B-'17     |
|               | 56  | Sickels, Garrett       | OLB | 6-4  | 252 | 9/24/1994  | 23  | R   | Penn State            | Red Bank, N.J.          | FA-'17      |
|               | 81  | Everett, Gerald        | TE  | 6-3  | 245 | 6/25/1994  | 23  | R   | South Alabama         | Decatur, Ga.            | D2-'17      |
|               | 83  | Reynolds, Josh         | WR  | 6-3  | 192 | 2/16/1995  | 22  | R   | Texas A&M             | San Antonio, Texas      | D4A-'17     |
|               | 92  | Smart, Tanzel          | DT  | 6-1  | 290 | 11/6/1994  | 23  | R   | Tulane                | Baton Rouge, La.        | D6A-'17     |





# LOS ANGELES RAMS POSITIONAL ROSTER

|  | QUARTERBACKS (2)          | POS | HT   | WT  | DOB        | AGE | EXP | COLLEGE               | H.S. HOMETOWN           | ACQUIRED    |  |
|--|---------------------------|-----|------|-----|------------|-----|-----|-----------------------|-------------------------|-------------|--|
|  | 14 Mannion, Sean          | QB  | 6-6  | 231 | 4/25/1992  | 25  | 3   | Oregon State          | Pleasanton, Calif.      | D3B-'15     |  |
|  | 16 Goff, Jared            | QB  | 6-4  | 223 | 10/14/1994 | 23  | 2   | California            | Novato, Calif.          | D1-'16      |  |
|  | <b>RUNNING BACKS (4)</b>  |     |      |     |            |     |     |                       |                         |             |  |
|  | 25 Dunbar, Lance          | RB  | 5-8  | 187 | 1/25/1990  | 27  | 6   | North Texas           | Haltom City, Texas      | FA-'17      |  |
|  | 30 Gurley II, Todd        | RB  | 6-1  | 227 | 8/3/1994   | 23  | 3   | Georgia               | Tarboro, N.C.           | D1-'15      |  |
|  | 34 Brown, Malcolm         | RB  | 5-11 | 227 | 5/15/1993  | 24  | 2   | Texas                 | Cibolo, Texas           | FA-'15      |  |
|  | 33 Davis, Justin          | RB  | 6-1  | 198 | 11/11/1995 | 22  | R   | Southern California   | Stockton, Calif.        | FA-'17      |  |
|  | <b>WIDE RECEIVERS (7)</b> |     |      |     |            |     |     |                       |                         |             |  |
|  | 10 Cooper, Pharoh         | WR  | 5-11 | 207 | 3/7/1995   | 22  | 2   | South Carolina        | Havelock, N.C.          | D4B-'16     |  |
|  | 11 Austin, Tavon          | WR  | 5-8  | 179 | 3/15/1990  | 27  | 5   | West Virginia         | Baltimore, Md.          | D1A-'13     |  |
|  | 12 Watkins, Sammy         | WR  | 6-1  | 211 | 6/14/1993  | 24  | 4   | Clemson               | Fort Myers, Fla.        | T(BUF)-'17  |  |
|  | 17 Woods, Robert          | WR  | 6-0  | 193 | 4/10/1992  | 25  | 5   | Southern California   | Gardena, Calif.         | FA-'17      |  |
|  | 18 Kupp, Cooper           | WR  | 6-2  | 205 | 6/15/1993  | 24  | R   | Eastern Washington    | Yakima, Wash.           | D3A-'17     |  |
|  | 83 Reynolds, Josh         | WR  | 6-3  | 192 | 2/16/1995  | 22  | R   | Texas A&M             | San Antonio, Texas      | D4A-'17     |  |
|  | 88 Thomas, Michael        | WR  | 6-1  | 195 | 8/16/1994  | 23  | 2   | Southern Mississippi  | Chicago, Ill.           | D6C-'16     |  |
|  | <b>TIGHT ENDS (3)</b>     |     |      |     |            |     |     |                       |                         |             |  |
|  | 81 Everett, Gerald        | TE  | 6-3  | 245 | 6/25/1994  | 23  | R   | South Alabama         | Decatur, Ga.            | D2-'17      |  |
|  | 86 Carrier, Derek         | TE  | 6-4  | 244 | 7/25/1990  | 27  | 5   | Beloit (Wis.)         | Edgerton, Wis.          | T(WAS)-'17  |  |
|  | 89 Higbee, Tyler          | TE  | 6-6  | 257 | 1/1/1993   | 25  | 2   | Western Kentucky      | Clearwater, Fla.        | D4A-'16     |  |
|  | <b>OFFENSIVE LINE (9)</b> |     |      |     |            |     |     |                       |                         |             |  |
|  | 63 Williams, Darrell      | T   | 6-5  | 305 | 8/3/1993   | 24  | 2   | South Florida         | Orlando, Fla.           | FA-'15      |  |
|  | 65 Sullivan, John         | C   | 6-4  | 310 | 8/8/1985   | 32  | 10  | Notre Dame            | Old Greenwich, Conn.    | FA-'17      |  |
|  | 66 Blythe, Austin         | C   | 6-3  | 300 | 6/16/1992  | 25  | 2   | Iowa                  | Williamsburg, Iowa      | W(IND)-'17  |  |
|  | 68 Brown, Jamon           | G   | 6-4  | 330 | 3/15/1993  | 24  | 3   | Louisville            | Louisville, Ky.         | D3A-'15     |  |
|  | 72 Neary, Aaron           | C/G | 6-4  | 301 | 11/15/1992 | 25  | 1   | Eastern Washington    | Richland, Wash.         | W(PHI)-'17  |  |
|  | 73 Lucas, Cornelius       | T   | 6-9  | 320 | 7/18/1991  | 26  | 4   | Kansas State          | New Orleans, La.        | FA-'17      |  |
|  | 76 Saffold, Rodger        | G   | 6-5  | 325 | 6/6/1988   | 29  | 8   | Indiana               | Bedford, Ohio           | D2-'10      |  |
|  | 77 Whitworth, Andrew      | T   | 6-7  | 333 | 12/12/1981 | 36  | 12  | LSU                   | Monroe, La.             | FA-'17      |  |
|  | 79 Havenstein, Rob        | T   | 6-8  | 328 | 5/13/1992  | 25  | 3   | Wisconsin             | Mount Airy, Md.         | D2-'15      |  |
|  | <b>DEFENSIVE LINE (6)</b> |     |      |     |            |     |     |                       |                         |             |  |
|  | 90 Brockers, Michael      | DT  | 6-5  | 302 | 12/21/1990 | 27  | 6   | LSU                   | Houston, Texas          | D1-'12      |  |
|  | 92 Smart, Tanzel          | DT  | 6-1  | 290 | 11/6/1994  | 23  | R   | Tulane                | Baton Rouge, La.        | D6A-'17     |  |
|  | 93 Westbrook, Ethan       | DE  | 6-4  | 283 | 11/15/1990 | 27  | 4   | West Texas A&M        | Oakland, Calif.         | FA-'14      |  |
|  | 95 Walker, Tyrunn         | DT  | 6-3  | 310 | 3/18/1990  | 27  | 5   | Tulsa                 | New Iberia, La.         | FA-'17      |  |
|  | 97 Fox, Morgan            | DE  | 6-3  | 275 | 9/12/1994  | 23  | 2   | Colorado State Pueblo | Colorado Springs, Colo. | FA-'16      |  |
|  | 99 Donald, Aaron          | DT  | 6-1  | 280 | 5/23/1991  | 26  | 4   | Pittsburgh            | Pittsburgh, Pa.         | D1B-'14     |  |
|  | <b>LINEBACKERS (10)</b>   |     |      |     |            |     |     |                       |                         |             |  |
|  | 26 Barron, Mark           | LB  | 6-2  | 225 | 10/27/1989 | 28  | 6   | Alabama               | Mobile, Ala.            | T(TB)-'14   |  |
|  | 50 Ebukam, Samson         | OLB | 6-3  | 240 | 5/9/1995   | 22  | R   | Eastern Washington    | Portland, Ore.          | D4B-'17     |  |
|  | 52 Ogletree, Alec         | LB  | 6-2  | 235 | 9/25/1991  | 26  | 5   | Georgia               | Newnan, Ga.             | D1B-'13     |  |
|  | 53 Thompson, Carlos       | OLB | 6-5  | 250 | 2/16/1992  | 25  | 1   | Mississippi           | Hollandale, Miss.       | FA-'17      |  |
|  | 54 Hager, Bryce           | LB  | 6-1  | 237 | 5/4/1992   | 25  | 3   | Baylor                | Austin, Texas           | D7A-'15     |  |
|  | 55 Lynch, Cameron         | LB  | 6-0  | 229 | 8/4/1993   | 22  | 3   | Syracuse              | Lawrenceville, Ga.      | FA-'15      |  |
|  | 56 Sickels, Garrett       | OLB | 6-4  | 252 | 9/24/1994  | 23  | R   | Penn State            | Red Bank, N.J.          | FA-'17      |  |
|  | 58 Littleton, Cory        | OLB | 6-3  | 225 | 11/18/1993 | 24  | 2   | Washington            | Spring Valley, Calif.   | FA-'16      |  |
|  | 94 Quinn, Robert          | OLB | 6-4  | 250 | 5/18/1990  | 27  | 7   | North Carolina        | Ladson, S.C.            | D1-'11      |  |
|  | 98 Barwin, Connor         | OLB | 6-4  | 255 | 10/15/1986 | 31  | 9   | Cincinnati            | Southfield, Mich.       | FA-'17      |  |
|  | <b>SECONDARY (9)</b>      |     |      |     |            |     |     |                       |                         |             |  |
|  | 20 Joyner, Lamarcus       | S   | 5-8  | 190 | 11/27/1990 | 27  | 4   | Florida State         | Miami, Fla.             | D2-'14      |  |
|  | 22 Johnson, Trumaine      | CB  | 6-2  | 213 | 1/1/1990   | 28  | 6   | Montana               | Stockton, Calif.        | D3-'12      |  |
|  | 23 Robey-Coleman, Nickell | CB  | 5-8  | 178 | 1/17/1992  | 25  | 5   | Southern California   | Frostproof, Fla.        | FA-'17      |  |
|  | 24 Countess, Blake        | DB  | 5-10 | 185 | 8/8/1993   | 24  | 2   | Auburn                | Owings Mills, MD        | FA-'16      |  |
|  | 27 Johnson, Isaiah        | DB  | 6-1  | 207 | 5/16/1992  | 25  | 3   | Georgia Tech          | Columbus, Ohio          | FA-'16      |  |
|  | 32 Hill, Troy             | CB  | 5-11 | 184 | 8/29/1991  | 26  | 3   | Oregon                | Youngstown, Ohio        | W(NE) - '15 |  |
|  | 38 Davis, Cody            | S   | 6-1  | 203 | 6/6/1989   | 28  | 5   | Texas Tech            | Stephenville, Texas     | FA-'13      |  |
|  | 43 Johnson III, John      | S   | 6-0  | 204 | 12/19/1995 | 22  | R   | Boston College        | West Hyattsville, Md.   | D3B-'17     |  |
|  | 47 Peterson, Kevin        | CB  | 5-11 | 180 | 3/22/1994  | 23  | 1   | Oklahoma State        | Muskogee, Okla.         | FA-'16      |  |
|  | <b>SPECIALISTS (3)</b>    |     |      |     |            |     |     |                       |                         |             |  |
|  | 5 Ficken, Sam             | K   | 6-2  | 190 | 12/14/1992 | 25  | 1   | Penn State            | Valparaiso, Ind.        | FA-'17      |  |
|  | 6 Hekker, Johnny          | P   | 6-5  | 241 | 2/8/1990   | 27  | 6   | Oregon State          | Bothell, Wash.          | FA-'12      |  |
|  | 44 McQuaide, Jake         | LS  | 6-2  | 225 | 12/7/1987  | 30  | 7   | Ohio State            | Cincinnati, Ohio        | FA-'11      |  |



# LOS ANGELES RAMS 2017 TRANSACTIONS

| DATE        | NAME                     | MOVE                                   | DATE         | NAME                   | MOVE  |
|-------------|--------------------------|--|--------------|------------------------|---|
| January 2   | DB Jerome Couplin        | Signed Reserves/Futures Contract       | September 2  | TE Derek Carrier       | Acquired via trade from Washington          |
| January 2   | LB Cassanova McKinzy     | Signed Reserves/Futures Contract       | September 2  | D/I Umarus Bryant      | Waived                                      |
| January 2   | LB Reggie Northrup       | Signed Reserves/Futures Contract       | September 2  | WR K.D. Cannon         | Waived                                      |
| January 2   | CB Kevin Peterson        | Signed Reserves/Futures Contract       | September 2  | OL Michael Dunn        | Waived                                      |
| January 2   | WR Brandon Shippen       | Signed Reserves/Futures Contract       | September 2  | OL Jake Eldrenkamp     | Waived                                      |
| January 2   | DB Kevin Short           | Signed Reserves/Futures Contract       | September 2  | LB Josh Forrest        | Waived/Injured                              |
| January 2   | RB Brandon Wegher        | Signed Reserves/Futures Contract       | September 2  | DB Isaiah Johnson      | Waived                                      |
| January 2   | TE Bryce Williams        | Signed Reserves/Futures Contract       | September 2  | DB Michael Jordan      | Waived                                      |
| February 27 | TE Travis Wilson         | Signed Reserves/Futures Contract       | September 2  | LB Cassanova McKinzy   | Waived                                      |
| March 6     | CB Trumaine Johnson      | Signed Franchise Tender                | September 2  | WR Paul McRoberts      | Waived                                      |
| March 9     | DE William Hayes         | Traded to Miami Dolphins               | September 2  | OL Pace Murphy         | Waived                                      |
| March 10    | T Andrew Whitworth       | Signed                                 | September 2  | NT Mike Purcell        | Waived                                      |
| March 10    | WR Robert Woods          | Signed                                 | September 2  | RB Sam Rogers          | Waived                                      |
| March 13    | LS Andrew East           | Signed                                 | September 2  | DT Casey Sayles        | Waived                                      |
| March 14    | CB Kayvon Webster        | Signed                                 | September 2  | WR Nelson Spruce       | Waived/Injured                              |
| March 15    | K Greg Zuerlein          | Resigned                               | September 2  | OLB Carlos Thompson    | Waived                                      |
| March 16    | OLB Connor Barwin        | Signed                                 | September 2  | RB Lenard Tillery      | Waived/Injured                              |
| March 16    | RB Lance Dunbar          | Signed                                 | September 2  | C Cody Wichmann        | Waived                                      |
| March 23    | QB Aaron Murray          | Signed                                 | September 2  | TE Travis Wilson       | Waived                                      |
| March 23    | DT Tyrann Walker         | Signed                                 | September 2  | TE Cory Harkey         | Terminated Contract                         |
| April 4     | OLB Carlos Thompson      | Signed                                 | September 2  | QB Dan Orlovsky        | Terminated Contract                         |
| April 5     | C John Sullivan          | Signed                                 | September 2  | TE Temarrick Hemingway | Placed on Injured Reserve                   |
| April 7     | CB Nickell Robey-Coleman | Signed                                 | September 2  | RB Lance Dunbar        | Placed on Physically Unable to Perform      |
| April 19    | DB Kevin Short           | Waived                                 | September 2  | CB Troy Hill           | Placed on Reserve/Suspended                 |
| April 19    | G Tre Jackson            | Claimed off Waivers                    | September 2  | WR Michael Thomas      | Placed on Reserve/Suspended                 |
| April 20    | G Tre Jackson            | Waived                                 | September 2  | DT Omarius Bryant      | Signed to Practice Squad                    |
| May 1       | G David Arkin            | Waived                                 | September 2  | OL Michael Dunn        | Signed to Practice Squad                    |
| May 2       | RB Brandon Wegher        | Waived                                 | September 2  | OL Jake Eldrenkamp     | Signed to Practice Squad                    |
| May 2       | LB Kevin Davis           | Signed                                 | September 2  | DB Isaiah Johnson      | Signed to Practice Squad                    |
| May 2       | OL Jake Eldrenkamp       | Signed                                 | September 2  | LB Cassanova McKinzy   | Signed to Practice Squad                    |
| May 2       | TE Johnny Mundt          | Signed                                 | September 2  | WR Paul McRoberts      | Signed to Practice Squad                    |
| May 2       | LB Adefolarin Orimolade  | Signed                                 | September 2  | RB Sam Rogers          | Signed to Practice Squad                    |
| May 2       | DT Casey Sayles          | Signed                                 | September 2  | OLB Carlos Thompson    | Signed to Practice Squad                    |
| May 2       | DB Dravious Wright       | Signed                                 | September 2  | TE Travis Wilson       | Signed to Practice Squad                    |
| May 3       | DB Jerome Couplin        | Waived                                 | September 3  | LB Nicholas Grigsby    | Waived                                      |
| May 3       | LS Andrew East           | Waived                                 | September 3  | TE Johnny Mundt        | Waived                                      |
| May 3       | TE Bryce Williams        | Waived                                 | September 3  | DT Louis Trinca-Pasat  | Waived                                      |
| May 3       | CB Jared Collins         | Signed                                 | September 3  | C/G Aaron Neary        | Acquired via waivers from Philadelphia      |
| May 3       | DT Mike Purcell          | Claimed off Waivers                    | September 3  | C.J.J. Dielman         | Acquired via waivers from Cincinnati        |
| May 5       | OL Alex Kozan            | Signed                                 | September 3  | DT Quinton Jefferson   | Acquired via waivers from Seattle           |
| May 5       | OL Kwayde Miller         | Signed                                 | September 4  | CB Kevin Peterson      | Waived                                      |
| May 5       | DT Dominique Easley      | Resigned                               | September 4  | QB Brandon Allen       | Acquired via waivers from Jacksonville      |
| May 8       | CB Ishmael Adams         | Signed                                 | September 4  | WR Nelson Spruce       | Injury Settlement                           |
| May 8       | CB Aaron Penton          | Signed                                 | September 4  | DT Louis Trinca-Pasat  | Signed to Practice Squad                    |
| May 11      | QB Aaron Murray          | Waived                                 | September 5  | OL Michael Dunn        | Terminated Practice Squad Contract          |
| May 12      | CB Ishmael Adams         | Waived                                 | September 5  | DT Louis Trinca-Pasat  | Terminated Practice Squad Contract          |
| May 12      | OL Alex Kozan            | Waived                                 | September 5  | TE Johnny Mundt        | Signed to Practice Squad                    |
| May 12      | RB Justin Davis          | Signed                                 | September 5  | CB Kevin Peterson      | Signed to Practice Squad                    |
| May 12      | OL Shaq McMeans          | Signed                                 | September 9  | LB Josh Forrest        | Injury Settlement                           |
| May 12      | RB Lenard Tillery        | Signed                                 | September 12 | C.J.J. Dielman         | Waived                                      |
| May 13      | DB Jared Collins         | Waived                                 | September 12 | DT Quinton Jefferson   | Waived                                      |
| May 13      | OL Shaq McMeans          | Waived                                 | September 12 | OL Jake Eldrenkamp     | Terminated Practice Squad Contract          |
| May 15      | RB De'Mard Llorens       | Signed                                 | September 12 | T Cornelius Lucas      | Signed                                      |
| May 15      | WR Ryan Shaker           | Signed                                 | September 14 | DT Quinton Jefferson   | Signed to Practice Squad                    |
| May 15      | OLB Teidrick Smith       | Signed                                 | September 16 | C/G Aaron Neary        | Waived                                      |
| May 15      | DB Dominique Hatfield    | Signed                                 | September 16 | CB Kevin Peterson      | Terminated Practice Squad Contract          |
| May 16      | LB Adefolarin Orimolade  | Waived                                 | September 16 | CB Kevin Peterson      | Signed to Active Roster                     |
| May 16      | C Austin Blythe          | Claimed off Waivers                    | September 16 | DT Aaron Donald        | Activated from Roster Exemption             |
| May 22      | OL Kwayde Miller         | Waived                                 | September 18 | C/G Aaron Neary        | Signed to Practice Squad                    |
| May 22      | DB Dravious Wright       | Left Squad                             | September 19 | OLB Cassanova McKinzy  | Terminated Practice Squad Contract          |
| May 22      | DT Omarius Bryant        | Signed                                 | September 19 | CB Kevin Peterson      | Waived                                      |
| May 22      | DT A.J. Jefferson        | Signed                                 | September 19 | CB Troy Hill           | Activated from Roster Exemption             |
| May 30      | RB De'Mard Llorens       | Waived                                 | September 20 | CB Kevin Peterson      | Signed to Practice Squad                    |
| May 30      | QB Dylan Thompson        | Signed                                 | September 26 | TE Travis Wilson       | Terminated Practice Squad Contract          |
| June 15     | QB Dylan Thompson        | Waived                                 | September 26 | WR Fred Brown          | Signed to Practice Squad                    |
| June 15     | OL Greg Robinson         | Traded to Detroit Lions                | October 2    | DT Quinton Jefferson   | Claimed off Practice Squad by Seattle       |
| June 15     | OL Michael Dunn          | Signed                                 | October 9    | DB Maurice Alexander   | Waived                                      |
| June 15     | OL Alex Kozan            | Signed                                 | October 9    | WR Michael Thomas      | Activated from Roster Exemption             |
| June 20     | WR Marquez North         | Waived                                 | October 12   | OLB Garrett Sickels    | Signed to Practice Squad                    |
| June 20     | LB Reggie Northrup       | Waived                                 | October 30   | RB Lance Dunbar        | Returned to Practice                        |
| June 20     | C Demetrius Rhaney       | Waived                                 | November 3   | S Cody Davis           | Placed on Injured Reserve                   |
| June 20     | OLB Teidrick Smith       | Waived                                 | November 3   | DB Isaiah Johnson      | Signed to Active Roster From Practice Squad |
| June 21     | DB Brian Randolph        | Waived                                 | November 6   | WR Bradley Marquez     | Waived from Injured Reserve                 |
| June 21     | DT Tyrann Walker         | Terminated Contract                    | November 7   | DB Isaiah Johnson      | Waived                                      |
| July 26     | QB Dan Orlovsky          | Signed                                 | November 8   | DB Isaiah Johnson      | Signed to Practice Squad                    |
| July 27     | TE Johnny Mundt          | Placed on Physically Unable to Perform | November 11  | T Andrew Donnal        | Waived                                      |
| July 27     | DT Omarius Bryant        | Placed on Non-Football Injury List     | November 11  | RB Lance Dunbar        | Placed on Active Roster from PUP            |
| July 27     | DB Dominique Hatfield    | Placed on Non-Football Injury List     | November 11  | TE Johnny Mundt        | Signed to Active Roster From Practice Squad |
| July 27     | OL Alex Kozan            | Placed on Non-Football Injury List     | November 15  | WR Paul McRoberts      | Placed on Practice Squad/Injured            |
| July 27     | DB Aaron Penton          | Placed on Non-Football Injury List     | November 15  | OL Jake Eldrenkamp     | Signed to Practice Squad                    |
| July 27     | OL Parker Collins        | Signed                                 | November 15  | OL Jeremiah Poutasi    | Signed to Practice Squad                    |
| July 27     | RB De'Mard Llorens       | Signed                                 | November 21  | TE Johnny Mundt        | Waived                                      |
| July 27     | QB Andy Mumba            | Signed                                 | November 21  | OL Jeremiah Poutasi    | Terminated Practice Squad Contract          |
| July 27     | LB Folanin Orimolade     | Signed                                 | November 22  | DB Marcus Sayles       | Signed to Practice Squad                    |
| July 28     | RB Lance Dunbar          | Placed on Physically Unable to Perform | November 22  | CB Kevin Peterson      | Signed to Active Roster From Practice Squad |
| July 28     | WR Michael Thomas        | Placed on Physically Unable to Perform | November 22  | TE Johnny Mundt        | Signed to Practice Squad                    |
| July 28     | DB Maurice Alexander     | Placed on Non-Football Injury List     | December 2   | OLB Ejuan Price        | Waived                                      |
| July 28     | TE Cory Harkey           | Placed on Non-Football Injury List     | December 2   | OLB Carlos Thompson    | Signed to Active Roster From Practice Squad |
| July 28     | DB Lamarus Joyner        | Placed on Non-Football Injury List     | December 5   | DB Marcus Sayles       | Terminated Practice Squad Contract          |
| July 28     | DT Aaron Donald          | Placed on Reserve/Did Not Report       | December 5   | LB Cameron Lynch       | Signed to Practice Squad                    |
| July 28     | DE Caushaud Lyons        | Signed                                 | December 5   | OLB Ejuan Price        | Signed to Practice Squad                    |
| August 3    | DT Dominique Easley      | Placed on Reserve/Injured              | December 9   | LB Cameron Lynch       | Signed to Active Roster From Practice Squad |
| August 3    | FB Zach Lasky            | Waived/Injured                         | December 9   | DB Dominique Hatfield  | Waived                                      |
| August 3    | WR C.J. Germany          | Signed                                 | December 11  | CB Kayvon Webster      | Placed on Injured Reserve                   |
| August 3    | WR Justin Thomas         | Signed                                 | December 11  | DB Dominique Hatfield  | Signed to Practice Squad                    |
| August 4    | WR K.D. Cannon           | Signed                                 | December 13  | DB Isaiah Johnson      | Signed to Active Roster From Practice Squad |
| August 7    | WR Michael Thomas        | Passed Physical                        | December 13  | DB Marcus Sayles       | Signed to Practice Squad                    |
| August 7    | WR Bradley Marquez       | Waived/Injured                         | December 20  | QB Brandon Allen       | Placed on Injured Reserve                   |
| August 7    | WR Michael Thomas        | Passed Physical                        | December 20  | OLB Kasim Edebali      | Signed                                      |
| August 10   | K Travis Coons           | Signed                                 | December 20  | K Greg Zuerlein        | Placed on Injured Reserve                   |
| August 11   | CB E.J. Gaines           | Traded to Buffalo                      | December 20  | K Sam Ficken           | Signed                                      |
| August 11   | WR Sammy Watkins         | Acquired via trade from Buffalo        | December 21  | S Cody Davis           | Returned to Practice                        |
| August 14   | TE Johnny Mundt          | Passed Physical                        | December 26  | WR Paul McRoberts      | Terminated Practice Squad/Injured           |
| August 18   | WR C.J. Germany          | Waived                                 | December 27  | OLB Kasim Edebali      | Waived                                      |
| August 18   | WR Justin Thomas         | Waived                                 | December 27  | DB Marqui Christian    | Placed on Injured Reserve                   |
| August 18   | CB Carlos Davis          | Signed                                 | December 27  | OL Aaron Neary         | Signed to Active Roster From Practice Squad |
| August 18   | OLB Davis Tull           | Signed                                 | December 27  | OLB Garrett Sickels    | Signed to Active Roster From Practice Squad |
| August 22   | DE Caushaud Lyons        | Waived                                 | December 27  | TE Henry Krieger-Coble | Signed to Practice Squad                    |
| August 22   | CB Tyquan Glass          | Signed                                 | December 27  | CB Taurean Nixon       | Signed to Practice Squad                    |
| August 22   | RB De'Mard Llorens       | Waived                                 | December 29  | OLB Matt Longacre      | Placed on Injured Reserve                   |
| August 22   | OLB Willie Mays III      | Signed                                 | December 29  | S Cody Davis           | Activated from IR/Designated to Return      |
| August 23   | DT A.J. Jefferson        | Waived                                 |              |                        |   |
| August 23   | DT Tyrann Walker         | Signed                                 |              |                        |   |
| August 28   | K Travis Coons           | Waived                                 |              |                        |   |
| August 29   | RB Eric Dickerson        | Signed                                 |              |                        |   |
| August 30   | RB Eric Dickerson        | Placed on Reserve/Retired              |              |                        |   |
| August 30   | K Travis Coons           | Signed                                 |              |                        |   |



# HOW THE 2017 LOS ANGELES RAMS WERE BUILT

## DRAFTEES (23)

## FREE AGENTS (25)

## TRADES/WAIVERS (5)

|             |   |  |   |
|-------------|---|--|---|
| <b>2017</b> | TE Gerald Everett (2)<br>WR Cooper Kupp (3a)<br>S John Johnson III (3b)<br>WR Josh Reynolds (4a)<br>OLB Samson Ebukam (4b)<br>DT Tanzel Smart (6) | OLB Connor Barwin (FA)<br>T Cornelius Lucas (FA)<br>RB Justin Davis (UDFA)<br>RB Lance Dunbar (FA)<br>K Sam Ficken (FA)<br>LB Cameron Lynch (FA)<br>OL Aaron Neary (FA)<br>CB Nickell Robey-Coleman (FA)<br>C John Sullivan (FA)<br>OLB Garrett Sickels (FA)<br>OLB Carlos Thompson (FA)<br>DT Tyrunn Walker (FA)<br>T Andrew Whitworth (FA)<br>WR Robert Woods (FA) | C Austin Blythe (W-IND)<br>TE Derek Carrier (T-WAS)<br>WR Sammy Watkins (T-BUF) |
| <b>2016</b> | QB Jared Goff (1)<br>TE Tyler Higbee (4a)<br>WR Pharoh Cooper (4b)<br>WR Michael Thomas (6)   | CB Blake Countess (FA)<br>DE Morgan Fox (UDFA)<br>CB Isaiah Johnson (FA)<br>OLB Cory Littleton (UDFA)<br>CB Kevin Peterson (FA)  |   |
| <b>2015</b> | RB Todd Gurley II (1)<br>T Rob Havenstein (2)<br>G Jamon Brown (3a)<br>QB Sean Mannion (3b)<br>LB Bryce Hager (7)                                 | RB Malcolm Brown (UDFA)<br>T Darrell Williams (UDFA)   | CB Troy Hill (W-NE)   |
| <b>2014</b> | CB Aaron Donald (1)<br>S Lamarcus Joyner (2)  | S Cody Davis (UDFA)<br>DE Ethan Westbrooks (UDFA)  | LB Mark Barron (T-TB)   |
| <b>2013</b> | WR Tavon Austin (1a)<br>LB Alec Ogletree (1b)   |  |   |
| <b>2012</b> | DT Michael Brockers (1)<br>CB Trumaine Johnson (3)  | P Johnny Hekker (UDFA)   |   |
| <b>2011</b> | OLB Robert Quinn (1)  | LS Jake McQuaide (UDFA)  |   |
| <b>2010</b> | OL Rodger Saffold (2)   |  |   |

**FA** - Free Agent; **UFA** - Unrestricted Free Agent; **UDFA** - Undrafted Free Agent; **RFA** - Restricted Free Agent; **W** - Waivers; **T** - Trade



# LOS ANGELES RAMS STARTERS/INACTIVES

| OFFENSE     |              |              |              |             |              |               |                  |              |                  |                |                  |
|-------------|--------------|--------------|--------------|-------------|--------------|---------------|------------------|--------------|------------------|----------------|------------------|
|             | WR           | LT           | LG           | C           | RG           | RT            | TE/WR            | WR           | QB               | TE             | RB               |
| IND 9/10    | S. Watkins   | A. Whitworth | R. Saffold   | J. Sullivan | J. Brown     | R. Havenstein | G. Everett       | R. Woods     | J. Goff          | T. Higbee      | T. Gurley II     |
| WAS 9/17    | S. Watkins   | A. Whitworth | R. Saffold   | J. Sullivan | J. Brown     | R. Havenstein | T. Austin        | R. Woods     | J. Goff          | T. Higbee      | T. Gurley II     |
| @ SF 9/21   | T. Austin    | A. Whitworth | R. Saffold   | J. Sullivan | J. Brown     | R. Havenstein | D. Carrier       | R. Woods     | J. Goff          | T. Higbee      | T. Gurley II     |
| @ DAL 10/1  | S. Watkins   | A. Whitworth | R. Saffold   | J. Sullivan | J. Brown     | R. Havenstein | D. Carrier       | R. Woods     | J. Goff          | T. Higbee      | T. Gurley II     |
| SEA 10/8    | S. Watkins   | A. Whitworth | R. Saffold   | J. Sullivan | J. Brown     | R. Havenstein | T. Austin        | R. Woods     | J. Goff          | T. Higbee      | T. Gurley II     |
| @ JAX 10/15 | S. Watkins   | A. Whitworth | R. Saffold   | J. Sullivan | J. Brown     | R. Havenstein | D. Carrier       | R. Woods     | J. Goff          | T. Higbee      | T. Gurley II     |
| ARI 10/22   | S. Watkins   | A. Whitworth | R. Saffold   | J. Sullivan | J. Brown     | R. Havenstein | T. Austin        | R. Woods     | J. Goff          | T. Higbee      | T. Gurley II     |
| @ NYG 11/5  | S. Watkins   | A. Whitworth | R. Saffold   | J. Sullivan | J. Brown     | R. Havenstein | C. Kupp          | R. Woods     | J. Goff          | T. Higbee      | T. Gurley II     |
| HOU 11/12   | S. Watkins   | A. Whitworth | R. Saffold   | J. Sullivan | J. Brown     | R. Havenstein | G. Everett       | T. Austin    | J. Goff          | T. Higbee      | T. Gurley II     |
| @ MIN 11/19 | S. Watkins   | A. Whitworth | R. Saffold   | J. Sullivan | J. Brown     | R. Havenstein | C. Kupp          | R. Woods     | J. Goff          | T. Higbee      | T. Gurley II     |
| NO 11/26    | S. Watkins   | A. Whitworth | R. Saffold   | J. Sullivan | J. Brown     | R. Havenstein | J. Reynolds      | T. Austin    | J. Goff          | T. Higbee      | T. Gurley II     |
| @ ARI 12/3  | S. Watkins   | A. Whitworth | R. Saffold   | J. Sullivan | J. Brown     | R. Havenstein | C. Kupp          | T. Austin    | J. Goff          | T. Higbee      | T. Gurley II     |
| PHI 12/10   | S. Watkins   | A. Whitworth | R. Saffold   | J. Sullivan | J. Brown     | R. Havenstein | C. Kupp          | T. Austin    | J. Goff          | T. Higbee      | T. Gurley II     |
| @SEA 12/17  | S. Watkins   | A. Whitworth | R. Saffold   | J. Sullivan | J. Brown     | R. Havenstein | C. Kupp          | R. Woods     | J. Goff          | T. Higbee      | T. Gurley II     |
| @TEN 12/24  | S. Watkins   | A. Whitworth | R. Saffold   | J. Sullivan | J. Brown     | R. Havenstein | C. Kupp          | R. Woods     | J. Goff          | T. Higbee      | T. Gurley II     |
| SF 12/31    | T. Austin    | D. Williams  | A. Blythe    | A. Neary    | J. Brown     | C. Lucas      | M. Thomas        | P. Cooper    | S. Mannion       | T. Higbee      | M. Brown         |
| DEFENSE     |              |              |              |             |              |               |                  |              |                  |                |                  |
|             | DT           | DT/DE/NT     | DT/OLB/DE    | OLB         | OLB          | LB            | LB               | LCB          | RCB              | SS             | FS/CB            |
| IND 9/10    | E. Westbooks | M. Brockers  | T. Walker    | R. Quinn    | C. Barwin    | A. Ogletree   | M. Barron        | T. Johnson   | K. Webster       | M. Alexander   | L. Joyner        |
| WAS 9/17    | A. Donald    | M. Brockers  | T. Walker    | R. Quinn    | C. Barwin    | A. Ogletree   | M. Barron        | T. Johnson   | N. Robey-Coleman | M. Alexander   | L. Joyner        |
| @ SF 9/21   | A. Donald    | M. Brockers  | T. Walker    | R. Quinn    | C. Barwin    | A. Ogletree   | M. Barron        | T. Johnson   | N. Robey-Coleman | M. Alexander   | L. Joyner        |
| @ DAL 10/1  | A. Donald    | M. Brockers  | T. Smart     | R. Quinn    | C. Barwin    | A. Ogletree   | M. Barron        | T. Johnson   | K. Webster       | M. Alexander   | C. Davis         |
| SEA 10/8    | A. Donald    | M. Brockers  | C. Littleton | R. Quinn    | C. Barwin    | A. Ogletree   | M. Barron        | T. Johnson   | K. Webster       | J. Johnson III | N. Robey-Coleman |
| @ JAX 10/15 | A. Donald    | M. Brockers  | T. Smart     | R. Quinn    | C. Barwin    | A. Ogletree   | M. Barron        | T. Johnson   | K. Webster       | J. Johnson III | C. Davis         |
| ARI 10/22   | A. Donald    | M. Brockers  | T. Smart     | R. Quinn    | C. Barwin    | A. Ogletree   | M. Barron        | T. Johnson   | K. Webster       | J. Johnson III | L. Joyner        |
| @ NYG 11/5  | A. Donald    | T. Smart     | M. Brockers  | R. Quinn    | C. Barwin    | A. Ogletree   | M. Barron        | T. Johnson   | K. Webster       | J. Johnson III | L. Joyner        |
| HOU 11/12   | A. Donald    | E. Westbooks | M. Brockers  | M. Longacre | C. Barwin    | A. Ogletree   | M. Barron        | T. Johnson   | K. Webster       | J. Johnson III | L. Joyner        |
| @ MIN 11/19 | A. Donald    | E. Westbooks | M. Brockers  | R. Quinn    | C. Barwin    | A. Ogletree   | M. Barron        | T. Johnson   | K. Webster       | J. Johnson III | L. Joyner        |
| NO 11/26    | A. Donald    | E. Westbooks | M. Brockers  | R. Quinn    | C. Barwin    | A. Ogletree   | M. Barron        | T. Johnson   | K. Webster       | J. Johnson III | L. Joyner        |
| @ ARI 12/3  | A. Donald    | E. Westbooks | M. Brockers  | R. Quinn    | S. Ebukam    | A. Ogletree   | M. Barron        | T. Johnson   | K. Webster       | J. Johnson III | L. Joyner        |
| PHI 12/10   | A. Donald    | E. Westbooks | M. Brockers  | R. Quinn    | C. Littleton | A. Ogletree   | M. Barron        | T. Johnson   | K. Webster       | J. Johnson III | L. Joyner        |
| @SEA 12/17  | A. Donald    | E. Westbooks | M. Brockers  | R. Quinn    | C. Barwin    | A. Ogletree   | M. Barron        | T. Johnson   | T. Hill          | J. Johnson III | L. Joyner        |
| @TEN 12/24  | A. Donald    | E. Westbooks | M. Brockers  | R. Quinn    | C. Barwin    | A. Ogletree   | C. Littleton     | T. Johnson   | T. Hill          | J. Johnson III | L. Joyner        |
| SF 12/31    | T. Walker    | E. Westbooks | M. Fox       | C. Thompson | S. Ebukam    | B. Hager      | C. Littleton     | K. Peterson  | T. Hill          | J. Johnson III | B. Countess      |
| SPECIALISTS |              |              |              |             |              | INACTIVES     |                  |              |                  |                |                  |
|             | K            | P            | LS           |             |              |               |                  |              |                  |                |                  |
| IND 9/10    | G. Zuerlein  | J. Hekker    | J. McQuaide  | IND 9/10    | B. Allen     | M. Christian  | E. Price         | A. Donnal    | J. Dielman       | Q. Jefferson   | A. Neary         |
| WAS 9/17    | G. Zuerlein  | J. Hekker    | J. McQuaide  | WAS 9/17    | B. Allen     | K. Webster    | J. Davis         | M. Christian | E. Price         | A. Donnal      | C. Lucas         |
| @ SF 9/21   | G. Zuerlein  | J. Hekker    | J. McQuaide  | @ SF 9/21   | B. Allen     | K. Webster    | M. Brown         | M. Christian | E. Price         | A. Donnal      | C. Lucas         |
| @ DAL 10/1  | G. Zuerlein  | J. Hekker    | J. McQuaide  | @ DAL 10/1  | B. Allen     | L. Joyner     | J. Davis         | D. Hatfield  | E. Price         | A. Donnal      | C. Lucas         |
| SEA 10/8    | G. Zuerlein  | J. Hekker    | J. McQuaide  | SEA 10/8    | B. Allen     | L. Joyner     | M. Alexander     | J. Davis     | E. Price         | A. Donnal      | C. Lucas         |
| @ JAX 10/15 | G. Zuerlein  | J. Hekker    | J. McQuaide  | @ JAX 10/15 | B. Allen     | L. Joyner     | T. Hill          | J. Davis     | E. Price         | A. Donnal      | C. Lucas         |
| ARI 10/22   | G. Zuerlein  | J. Hekker    | J. McQuaide  | ARI 10/22   | B. Allen     | J. Davis      | C. Davis         | E. Price     | A. Donnal        | C. Lucas       | M. Thomas        |
| @ NYG 11/5  | G. Zuerlein  | J. Hekker    | J. McQuaide  | @ NYG 11/5  | B. Allen     | I. Johnson    | J. Davis         | E. Price     | A. Donnal        | C. Lucas       | M. Thomas        |
| HOU 11/12   | G. Zuerlein  | J. Hekker    | J. McQuaide  | HOU 11/12   | B. Allen     | J. Davis      | M. Brown         | C. Lucas     | D. Carrier       | M. Thomas      | R. Quinn         |
| @ MIN 11/19 | G. Zuerlein  | J. Hekker    | J. McQuaide  | @ MIN 11/19 | B. Allen     | T. Hill       | J. Davis         | M. Brown     | E. Price         | C. Lucas       | D. Carrier       |
| NO 11/26    | G. Zuerlein  | J. Hekker    | J. McQuaide  | NO 11/26    | B. Allen     | R. Woods      | N. Robey-Coleman | L. Dunbar    | M. Brown         | E. Price       | C. Lucas         |
| @ ARI 12/3  | G. Zuerlein  | J. Hekker    | J. McQuaide  | @ ARI 12/3  | B. Allen     | R. Woods      | J. Davis         | M. Brown     | K. Peterson      | C. Lucas       | C. Barwin        |
| PHI 12/10   | G. Zuerlein  | J. Hekker    | J. McQuaide  | PHI 12/10   | B. Allen     | R. Woods      | L. Dunbar        | J. Davis     | C. Thompson      | C. Lucas       | C. Barwin        |
| @SEA 12/17  | G. Zuerlein  | J. Hekker    | J. McQuaide  | @SEA 12/17  | B. Allen     | L. Dunbar     | I. Johnson       | J. Davis     | C. Thompson      | C. Lynch       | C. Lucas         |
| @TEN 12/24  | S. Ficken    | J. Hekker    | J. McQuaide  | @TEN 12/24  | L. Dunbar    | M. Barron     | I. Johnson       | J. Davis     | K. Edebali       | C. Lucas       | M. Longacre      |
| SF 12/31    | S. Ficken    | J. Hekker    | J. McQuaide  | SF 12/31    | L. Joyner    | M. Barron     | T. Gurley II     | A. Ogletree  | J. Sullivan      | A. Whitworth   | A. Donald        |



# LOS ANGELES RAMS PARTICIPATION

|     |                       | 2017 |    |     |    | 1   | 2   | 3     | 4      | 5   | 6      | 7   | 8      | 9   | 10     | 11  | 12     | 13  | 14     | 15     | 16  |
|-----|-----------------------|------|----|-----|----|-----|-----|-------|--------|-----|--------|-----|--------|-----|--------|-----|--------|-----|--------|--------|-----|
|     |                       | GP   | GS | DNP | I  | IND | WAS | at SF | at DAL | SEA | at JAX | ARI | at NYG | HOU | at MIN | NO  | at ARI | PHI | at SEA | at TEN | SF  |
| NO. | PLAYER                |      |    |     |    |     |     |       |        |     |        |     |        |     |        |     |        |     |        |        |     |
| 4   | Greg Zuerlein         | 14   | 0  | 0   | 0  | P   | P   | P     | P      | P   | P      | P   | P      | P   | P      | P   | P      | P   | P      | IR     | IR  |
| 5   | Sam Ficken            | 2    | 0  | 0   | 0  | O   | O   | O     | O      | O   | O      | O   | O      | O   | O      | O   | O      | O   | O      | P      | P   |
| 6   | Johnny Hekker         | 16   | 0  | 0   | 0  | P   | P   | P     | P      | P   | P      | P   | P      | P   | P      | P   | P      | P   | P      | P      | P   |
| 8   | Brandon Allen         | 0    | 0  | 0   | 14 | I   | I   | I     | I      | I   | I      | I   | I      | I   | I      | I   | I      | I   | I      | IR     | IR  |
| 10  | Pharoh Cooper         | 16   | 1  | 0   | 0  | P   | P   | P     | P      | P   | P      | P   | P      | P   | P      | P   | P      | P   | P      | P      | WR  |
| 11  | Tavon Austin          | 16   | 9  | 0   | 0  | P   | WR  | WR    | P      | WR  | P      | WR  | P      | WR  | P      | WR  | WR     | WR  | P      | P      | WR  |
| 12  | Sammy Watkins         | 15   | 14 | 1   | 0  | WR  | WR  | P     | WR     | WR  | WR     | WR  | WR     | WR  | WR     | WR  | WR     | WR  | WR     | WR     | DNP |
| 14  | Sean Mannion          | 5    | 1  | 11  | 0  | P   | DNP | DNP   | DNP    | DNP | DNP    | P   | P      | DNP | DNP    | DNP | DNP    | DNP | P      | DNP    | QB  |
| 16  | Jared Goff            | 15   | 15 | 1   | 0  | QB  | QB  | QB    | QB     | QB  | QB     | QB  | QB     | QB  | QB     | QB  | QB     | QB  | QB     | QB     | DNP |
| 17  | Robert Woods          | 12   | 11 | 1   | 3  | WR  | WR  | WR    | WR     | WR  | WR     | WR  | WR     | P   | WR     | I   | I      | I   | WR     | WR     | DNP |
| 18  | Cooper Kupp           | 15   | 6  | 1   | 0  | P   | P   | P     | P      | P   | P      | WR  | P      | WR  | P      | WR  | WR     | WR  | WR     | WR     | DNP |
| 20  | Lamarcus Joyner       | 12   | 12 | 0   | 3  | FS  | FS  | FS    | I      | I   | I      | FS  | FS     | FS  | FS     | FS  | FS     | FS  | FS     | FS     | I   |
| 21  | Kayvon Webster        | 11   | 11 | 0   | 2  | RCB | I   | I     | RCB    | RCB | RCB    | RCB | RCB    | RCB | RCB    | RCB | RCB    | RCB | IR     | IR     | IR  |
| 22  | Trumaine Johnson      | 16   | 15 | 0   | 0  | LCB | LCB | LCB   | LCB    | LCB | LCB    | LCB | LCB    | LCB | LCB    | LCB | LCB    | LCB | LCB    | LCB    | P   |
| 23  | Nickell Robey-Coleman | 16   | 3  | 0   | 1  | P   | RCB | RCB   | P      | CB  | P      | P   | P      | P   | P      | I   | P      | P   | P      | P      | P   |
| 24  | Blake Countess        | 16   | 1  | 0   | 0  | P   | P   | P     | P      | P   | P      | P   | P      | P   | P      | P   | P      | P   | P      | P      | FS  |
| 25  | Lance Dunbar          | 4    | 0  | 0   | 4  | PUP | PUP | PUP   | PUP    | PUP | PUP    | PUP | PUP    | P   | P      | I   | P      | I   | I      | I      | P   |
| 26  | Mark Barron           | 14   | 14 | 0   | 2  | LB  | LB  | LB    | LB     | LB  | LB     | LB  | LB     | LB  | LB     | LB  | LB     | LB  | LB     | I      | I   |
| 30  | Todd Gurley II        | 15   | 15 | 0   | 1  | RB  | RB  | RB    | RB     | RB  | RB     | RB  | RB     | RB  | RB     | RB  | RB     | RB  | RB     | RB     | I   |
| 31  | Maurice Alexander     | 4    | 4  | 0   | 1  | SS  | SS  | SS    | SS     | I   | O      | O   | O      | O   | O      | O   | O      | O   | O      | O      | O   |
| 32  | Troy Hill             | 12   | 3  | 0   | 2  | SUS | SUS | P     | P      | P   | I      | P   | P      | P   | I      | P   | P      | P   | RCB    | RCB    | RCB |
| 33  | Justin Davis          | 4    | 0  | 0   | 12 | P   | I   | P     | I      | I   | I      | I   | I      | I   | I      | P   | I      | I   | I      | I      | P   |
| 34  | Malcolm Brown         | 11   | 1  | 0   | 5  | P   | P   | I     | P      | P   | P      | P   | P      | I   | I      | I   | I      | P   | P      | P      | RB  |
| 36  | Dominique Hatfield    | 11   | 0  | 0   | 1  | P   | P   | P     | I      | P   | P      | P   | P      | P   | P      | P   | O      | PS  | PS     | PS     | PS  |
| 38  | Cody Davis            | 7    | 2  | 0   | 1  | P   | P   | P     | FS     | P   | FS     | I   | IR     | IR  | IR     | IR  | IR     | IR  | IR     | IR     | P   |
| 41  | Marqui Christian      | 12   | 0  | 0   | 3  | I   | I   | I     | P      | P   | P      | P   | P      | P   | P      | P   | P      | P   | P      | P      | IR  |
| 43  | John Johnson III      | 16   | 11 | 0   | 0  | P   | P   | P     | P      | SS  | SS     | SS  | SS     | SS  | SS     | SS  | SS     | SS  | SS     | SS     | SS  |
| 44  | Jake McQuaide         | 16   | 0  | 0   | 0  | P   | P   | P     | P      | P   | P      | P   | P      | P   | P      | P   | P      | P   | P      | P      | P   |
| 47  | Kevin Peterson        | 6    | 1  | 0   | 0  | PS  | P   | PS    | PS     | PS  | PS     | PS  | PS     | PS  | PS     | P   | I      | P   | P      | P      | LCB |
| 50  | Samson Ebukam         | 16   | 2  | 0   | 0  | P   | P   | P     | P      | P   | P      | P   | P      | P   | P      | P   | OLB    | P   | P      | P      | OLB |
| 51  | Ejuan Price           | 1    | 0  | 0   | 10 | I   | I   | I     | I      | I   | I      | I   | I      | P   | I      | I   | O      | PS  | PS     | PS     | PS  |
| 52  | Alec Ogletree         | 15   | 15 | 0   | 1  | LB  | LB  | LB    | LB     | LB  | LB     | LB  | LB     | LB  | LB     | LB  | LB     | LB  | LB     | LB     | I   |
| 53  | Carlos Thompson       | 4    | 1  | 0   | 1  | PS  | PS  | PS    | PS     | PS  | PS     | PS  | PS     | PS  | PS     | PS  | P      | P   | I      | P      | OLB |
| 54  | Bryce Hager           | 16   | 1  | 0   | 0  | P   | P   | P     | P      | P   | P      | P   | P      | P   | P      | P   | P      | P   | P      | P      | LB  |
| 55  | Cameron Lynch         | 3    | 0  | 0   | 1  | O   | O   | O     | O      | O   | O      | O   | O      | O   | O      | O   | O      | P   | I      | P      | P   |
| 56  | Garrett Sickles       | 1    | 0  | 0   | 0  | O   | O   | O     | O      | O   | PS     | PS  | PS     | PS  | PS     | PS  | PS     | PS  | PS     | PS     | P   |
| 58  | Cory Littleton        | 16   | 3  | 0   | 0  | P   | P   | P     | P      | OLB | P      | P   | P      | P   | P      | P   | P      | LB  | P      | LB     | LB  |
| 59  | Kasim Edebali         | 0    | 0  | 0   | 1  | O   | O   | O     | O      | O   | O      | O   | O      | O   | O      | O   | O      | O   | O      | I      | O   |
| 63  | Darrell Williams      | 16   | 1  | 0   | 0  | P   | P   | P     | P      | P   | P      | P   | P      | P   | P      | P   | P      | P   | P      | P      | LT  |
| 64  | Andrew Donnal         | 0    | 0  | 0   | 8  | I   | I   | I     | I      | I   | I      | I   | I      | O   | O      | O   | O      | O   | O      | O      | O   |
| 65  | John Sullivan         | 15   | 15 | 0   | 1  | C   | C   | C     | C      | C   | C      | C   | C      | C   | C      | C   | C      | C   | C      | C      | I   |
| 66  | Austin Blythe         | 15   | 1  | 1   | 0  | P   | P   | P     | P      | P   | P      | P   | P      | P   | DNP    | P   | P      | P   | P      | P      | LG  |
| 68  | Jamon Brown           | 16   | 16 | 0   | 0  | RG  | RG  | RG    | RG     | RG  | RG     | RG  | RG     | RG  | RG     | RG  | RG     | RG  | RG     | RG     | RG  |
| 72  | Aaron Neary           | 1    | 1  | 0   | 0  | PS  | PS  | PS    | PS     | PS  | PS     | PS  | PS     | PS  | PS     | PS  | PS     | PS  | PS     | PS     | C   |
| 73  | Cornelius Lucas       | 1    | 1  | 0   | 14 | O   | I   | I     | I      | I   | I      | I   | I      | I   | I      | I   | I      | I   | I      | I      | RT  |
| 76  | Rodger Saffold        | 15   | 15 | 1   | 0  | LG  | LG  | LG    | LG     | LG  | LG     | LG  | LG     | LG  | LG     | LG  | LG     | LG  | LG     | LG     | DNP |
| 77  | Andrew Whitworth      | 15   | 15 | 0   | 1  | LT  | LT  | LT    | LT     | LT  | LT     | LT  | LT     | LT  | LT     | LT  | LT     | LT  | LT     | LT     | I   |
| 79  | Rob Havenstein        | 15   | 15 | 1   | 0  | RT  | RT  | RT    | RT     | RT  | RT     | RT  | RT     | RT  | RT     | RT  | RT     | RT  | RT     | RT     | DNP |
| 81  | Gerald Everett        | 16   | 2  | 0   | 0  | TE  | P   | P     | P      | P   | P      | P   | P      | TE  | P      | P   | P      | P   | P      | P      | P   |
| 82  | Johnny Mundt          | 2    | 0  | 0   | 0  | PS  | PS  | PS    | PS     | PS  | PS     | PS  | PS     | P   | P      | PS  | PS     | PS  | PS     | PS     | PS  |
| 83  | Josh Reynolds         | 16   | 1  | 0   | 0  | P   | P   | P     | P      | P   | P      | P   | P      | P   | P      | WR  | P      | P   | P      | P      | P   |
| 86  | Derek Carrier         | 14   | 3  | 0   | 2  | P   | P   | TE    | TE     | P   | TE     | P   | P      | I   | I      | P   | P      | P   | P      | P      | P   |
| 88  | Michael Thomas        | 8    | 1  | 0   | 3  | SUS | SUS | SUS   | SUS    | CEX | P      | I   | I      | I   | P      | P   | P      | P   | P      | P      | WR  |
| 89  | Tyler Higbee          | 16   | 16 | 0   | 0  | TE  | TE  | TE    | TE     | TE  | TE     | TE  | TE     | TE  | TE     | TE  | TE     | TE  | TE     | TE     | TE  |
| 90  | Michael Brockers      | 16   | 15 | 0   | 0  | NT  | NT  | NT    | NT     | NT  | NT     | DE  | DE     | DE  | DE     | DE  | DE     | DE  | DE     | DE     | P   |
| 92  | Tanzel Smart          | 16   | 4  | 0   | 0  | P   | P   | P     | DT     | P   | DT     | DT  | NT     | P   | P      | P   | P      | P   | P      | P      | P   |
| 93  | Ethan Westbrooks      | 16   | 9  | 0   | 0  | DE  | P   | P     | P      | P   | P      | P   | DT     | DT  | DT     | DT  | DT     | DT  | DT     | DT     | DT  |
| 94  | Robert Quinn          | 16   | 15 | 0   | 1  | OLB | OLB | OLB   | OLB    | OLB | OLB    | OLB | I      | OLB | OLB    | OLB | OLB    | OLB | OLB    | OLB    | P   |
| 95  | Tyrann Walker         | 16   | 4  | 0   | 0  | DT  | DT  | DT    | P      | P   | P      | P   | P      | P   | P      | P   | P      | P   | P      | P      | DT  |
| 96  | Matt Longacre         | 14   | 1  | 0   | 1  | P   | P   | P     | P      | P   | P      | P   | P      | OLB | P      | P   | P      | P   | P      | I      | IR  |
| 97  | Morgan Fox            | 16   | 1  | 0   | 0  | P   | P   | P     | P      | P   | P      | P   | P      | P   | P      | P   | P      | P   | P      | P      | DE  |
| 98  | Connor Barwin         | 14   | 13 | 0   | 0  | OLB | OLB | OLB   | OLB    | OLB | OLB    | OLB | OLB    | OLB | OLB    | I   | I      | OLB | OLB    | P      | P   |
| 99  | Aaron Donald          | 14   | 14 | 0   | 1  | CEX | DT  | DT    | DT     | DT  | DT     | DT  | DT     | DT  | DT     | DT  | DT     | DT  | DT     | DT     | I   |

**GS** - Starter; **X** - Reserve; **DNP** - Did Not Play; **I** - Inactive; **IR** - Injured Reserve; **PS** - Practice Squad; **O** - Not on Roster; **U** - Unsigned; **E** - Roster  
**Exemption**; **PUP** - Physically Unable to Perform; **P** - Games Played; **GS** - Started; **D** - Did Not Play; **IA** - Inactive; **SUS** - Reserve/Suspended; **NFI** - Non Football Injury List;  
**CEX** - Reserve/Commissioners Exempt; **US** - Reserve/Unsigned





**LOS ANGELES  
RAMS  
MISCELLANEOUS  
STATS**



# 2017 LOS ANGELES RAMS TEAM STATISTICS

|                              | IND  | WAS   | @SF  | @DAL  | SEA   | @JAX  | ARI  | @NYG | HOU   | @MIN  | NO    | @ARI | PHI  | @SEA  | @TEN  | SF    |
|------------------------------|------|-------|------|-------|-------|-------|------|------|-------|-------|-------|------|------|-------|-------|-------|
| <b>SCORING SUMMARY</b>       |      |       |      |       |       |       |      |      |       |       |       |      |      |       |       |       |
| 1st Qtr.                     | 10   | 0     | 14   | 3     | 0     | 17    | 3    | 7    | 3     | 7     | 10    | 16   | 7    | 13    | 6     | 3     |
| 2nd Qtr.                     | 17   | 10    | 10   | 13    | 10    | 7     | 20   | 20   | 6     | 0     | 7     | 3    | 7    | 21    | 7     | 3     |
| 3rd Qtr.                     | 10   | 7     | 10   | 10    | 0     | 0     | 3    | 21   | 21    | 0     | 3     | 7    | 14   | 6     | 7     | 0     |
| 4th Qtr.                     | 9    | 3     | 7    | 9     | 0     | 3     | 7    | 3    | 3     | 0     | 6     | 6    | 7    | 2     | 7     | 7     |
| OT                           | 0    | 0     | 0    | 0     | 0     | 0     | 0    | 0    | 0     | 0     | 0     | 0    | 0    | 0     | 0     | 0     |
| <b>FIRST DOWNS</b>           |      |       |      |       |       |       |      |      |       |       |       |      |      |       |       |       |
| Total                        | 19   | 14    | 26   | 24    | 21    | 12    | 28   | 20   | 19    | 15    | 24    | 18   | 17   | 19    | 20    | 15    |
| Rushing                      | 5    | 4     | 7    | 9     | 4     | 5     | 11   | 8    | 6     | 1     | 6     | 4    | 6    | 10    | 5     | 6     |
| Passing                      | 13   | 9     | 14   | 14    | 14    | 7     | 14   | 10   | 13    | 12    | 14    | 13   | 8    | 9     | 14    | 7     |
| Penalty                      | 1    | 1     | 5    | 1     | 3     | 0     | 3    | 2    | 0     | 2     | 4     | 1    | 3    | 0     | 1     | 2     |
| <b>TOTAL OFFENSE</b>         |      |       |      |       |       |       |      |      |       |       |       |      |      |       |       |       |
| Yards                        | 381  | 332   | 418  | 412   | 375   | 249   | 432  | 473  | 443   | 254   | 415   | 303  | 307  | 352   | 402   | 251   |
| Rushing                      | 63   | 92    | 126  | 168   | 100   | 142   | 197  | 162  | 104   | 45    | 88    | 90   | 109  | 244   | 116   | 102   |
| Passing                      | 318  | 240   | 292  | 244   | 275   | 107   | 228  | 311  | 339   | 209   | 327   | 213  | 198  | 108   | 286   | 169   |
| Sacks (Yds.)                 | 1(8) | 2(12) | 0(0) | 1(11) | 2(13) | 3(17) | 1(7) | 0(0) | 3(22) | 2(16) | 4(27) | 1(7) | 2(1) | 2(16) | 1(15) | 3(20) |
| <b>PASSING</b>               |      |       |      |       |       |       |      |      |       |       |       |      |      |       |       |       |
| Attempts                     | 30   | 26    | 28   | 36    | 47    | 21    | 37   | 22   | 37    | 37    | 44    | 31   | 26   | 23    | 39    | 34    |
| Completions                  | 22   | 16    | 22   | 21    | 22    | 11    | 22   | 14   | 25    | 23    | 28    | 21   | 16   | 15    | 22    | 20    |
| Interceptions                | 0    | 1     | 0    | 0     | 2     | 0     | 1    | 0    | 0     | 0     | 1     | 1    | 0    | 1     | 0     | 0     |
| <b>INTERCEPTIONS BY RAMS</b> |      |       |      |       |       |       |      |      |       |       |       |      |      |       |       |       |
| Number                       | 2    | 0     | 1    | 1     | 2     | 1     | 2    | 1    | 2     | 0     | 0     | 2    | 1    | 0     | 1     | 2     |
| Yards                        | 68   | 0     | 25   | 4     | 69    | 31    | 39   | 0    | 34    | 0     | 0     | 87   | 0    | 0     | 2     | 42    |
| Long                         | 39   | 0     | 25   | 4     | 69    | 31    | 29   | 0    | 19    | 0     | 0     | 46   | 0    | 0     | 2     | 38    |
| Touchdowns                   | 2    | 0     | 0    | 0     | 0     | 0     | 0    | 0    | 0     | 0     | 0     | 1    | 0    | 0     | 0     | 0     |
| <b>PUNT</b>                  |      |       |      |       |       |       |      |      |       |       |       |      |      |       |       |       |
| Number                       | 5    | 4     | 2    | 2     | 3     | 7     | 2    | 2    | 4     | 6     | 3     | 4    | 5    | 5     | 4     | 7     |
| Yards                        | 218  | 182   | 113  | 108   | 136   | 322   | 119  | 75   | 205   | 254   | 138   | 207  | 282  | 213   | 200   | 341   |
| Average                      | 43.6 | 45.5  | 56.5 | 54.0  | 45.3  | 46.0  | 59.5 | 37.5 | 51.3  | 42.3  | 46.0  | 51.8 | 56.4 | 42.6  | 50    | 48.7  |
| <b>PUNT RETURNS</b>          |      |       |      |       |       |       |      |      |       |       |       |      |      |       |       |       |
| Number                       | 3    | 4     | 1    | 3     | 2     | 3     | 3    | 3    | 3     | 2     | 3     | 4    | 1    | 7     | 1     | 2     |
| Yards                        | 15   | 24    | 0    | 20    | 0     | 17    | 30   | 55   | 32    | 12    | 59    | 60   | -3   | 128   | 3     | 6     |
| Fair Catches                 | 0    | 0     | 1    | 0     | 2     | 1     | 0    | 0    | 1     | 1     | 2     | 0    | 1    | 1     | 1     | 0     |
| Long                         | 8    | 12    | 0    | 7     | 0     | 12    | 20   | 30   | 27    | 13    | 40    | 30   | 0    | 53    | 3     | 6     |
| Touchdowns                   | 0    | 0     | 0    | 0     | 0     | 0     | 0    | 0    | 0     | 0     | 0     | 0    | 0    | 0     | 0     | 0     |
| <b>KICKOFF RETURNS</b>       |      |       |      |       |       |       |      |      |       |       |       |      |      |       |       |       |
| Number                       | 2    | 3     | 3    | 4     | 2     | 2     | 1    | 0    | 2     | 2     | 4     | 4    | 4    | 2     | 4     | 1     |
| Yards                        | 48   | 59    | 83   | 123   | 52    | 124   | 18   | 0    | 49    | 60    | 110   | 49   | 74   | 52    | 87    | 13    |
| Long                         | 35   | 34    | 27   | 66    | 31    | 103   | 18   | 0    | 27    | 34    | 40    | 21   | 25   | 30    | 28    | 13    |
| Touchdowns                   | 0    | 0     | 0    | 0     | 0     | 1     | 0    | 0    | 0     | 0     | 0     | 0    | 0    | 0     | 0     | 0     |
| <b>PENALTIES</b>             |      |       |      |       |       |       |      |      |       |       |       |      |      |       |       |       |
| Number                       | 7    | 7     | 7    | 7     | 5     | 7     | 6    | 6    | 10    | 8     | 9     | 7    | 7    | 3     | 5     | 6     |
| Yards                        | 50   | 75    | 52   | 41    | 45    | 70    | 45   | 55   | 86    | 60    | 90    | 36   | 102  | 25    | 44    | 46    |
| <b>FUMBLES</b>               |      |       |      |       |       |       |      |      |       |       |       |      |      |       |       |       |
| Number                       | 2    | 3     | 3    | 1     | 4     | 2     | 0    | 1    | 0     | 1     | 1     | 1    | 2    | 2     | 2     | 4     |
| Lost                         | 1    | 1     | 2    | 0     | 3     | 1     | 0    | 0    | 0     | 1     | 0     | 0    | 2    | 0     | 1     | 2     |
| <b>SCORING</b>               |      |       |      |       |       |       |      |      |       |       |       |      |      |       |       |       |
| Total Touchdowns             | 5    | 2     | 5    | 2     | 1     | 3     | 3    | 6    | 3     | 1     | 2     | 3    | 5    | 5     | 4     | 1     |
| Rushing Touchdowns           | 2    | 1     | 2    | 0     | 1     | 0     | 2    | 2    | 0     | 1     | 0     | 0    | 2    | 3     | 0     | 1     |
| Passing Touchdowns           | 1    | 1     | 3    | 2     | 0     | 1     | 1    | 4    | 3     | 0     | 2     | 2    | 2    | 2     | 4     | 0     |
| Return Touchdowns            | 0    | 0     | 0    | 0     | 0     | 1     | 0    | 0    | 0     | 0     | 0     | 1    | 1    | 0     | 0     | 0     |
| PAT (Made/Att)               | 5/5  | 2-2   | 5/5  | 2/2   | 1/1   | 3/3   | 3/3  | 6/6  | 3/3   | 1/1   | 2/2   | 2/3  | 5/5  | 4/5   | 3/4   | 1/1   |
| 2 PT (Made/Att)              | 0/0  | 0/0   | 0/0  | 0/0   | 0/0   | 0/0   | 0/0  | 0/0  | 0/0   | 0/0   | 0/0   | 0/0  | 0/0  | 0/0   | 0/0   | 0/0   |
| FG (Made/Att)                | 3/3  | 2/2   | 2/2  | 7/7   | 1/2   | 2/2   | 4/4  | 3/3  | 4/4   | 0/0   | 4/5   | 4/4  | 0/0  | 2/2   | 0/1   | 2/2   |



# 2017 LOS ANGELES RAMS OPPONENTS' STATISTICS

|                                   | IND   | WAS   | @SF   | @DAL | SEA   | @JAX  | ARI   | @NYG  | HOU   | @MIN | NO    | @ARI  | PHI   | @SEA  | @TEN | SF   |
|-----------------------------------|-------|-------|-------|------|-------|-------|-------|-------|-------|------|-------|-------|-------|-------|------|------|
| <b>SCORING SUMMARY</b>            |       |       |       |      |       |       |       |       |       |      |       |       |       |       |      |      |
| 1st Qtr.                          | 3     | 3     | 7     | 3    | 0     | 14    | 0     | 7     | 0     | 0    | 7     | 0     | 14    | 0     | 3    | 10   |
| 2nd Qtr.                          | 0     | 17    | 6     | 21   | 10    | 0     | 0     | 3     | 7     | 7    | 3     | 13    | 10    | 0     | 10   | 10   |
| 3rd Qtr.                          | 0     | 0     | 7     | 0    | 3     | 3     | 0     | 0     | 0     | 0    | 0     | 0     | 7     | 7     | 7    | 7    |
| 4th Qtr.                          | 6     | 7     | 19    | 6    | 3     | 0     | 0     | 7     | 0     | 17   | 10    | 3     | 12    | 0     | 3    | 7    |
| OT                                | 0     | 0     | 0     | 0    | 0     | 0     | 0     | 0     | 0     | 0    | 0     | 0     | 0     | 0     | 0    | 0    |
| <b>FIRST DOWNS</b>                |       |       |       |      |       |       |       |       |       |      |       |       |       |       |      |      |
| Total                             | 10    | 21    | 25    | 22   | 15    | 19    | 10    | 17    | 17    | 27   | 14    | 19    | 29    | 11    | 19   | 25   |
| Rushing                           | 3     | 8     | 7     | 9    | 3     | 5     | 1     | 4     | 3     | 9    | 2     | 6     | 5     | 6     | 5    | 10   |
| Passing                           | 6     | 12    | 15    | 12   | 11    | 12    | 8     | 12    | 9     | 15   | 10    | 12    | 18    | 4     | 12   | 13   |
| Penalty                           | 1     | 1     | 3     | 1    | 1     | 2     | 1     | 1     | 5     | 3    | 2     | 1     | 6     | 1     | 2    | 2    |
| <b>TOTAL OFFENSE</b>              |       |       |       |      |       |       |       |       |       |      |       |       |       |       |      |      |
| Yards                             | 225   | 385   | 421   | 440  | 241   | 389   | 209   | 319   | 283   | 451  | 346   | 312   | 455   | 149   | 366  | 463  |
| Rushing                           | 75    | 229   | 113   | 189  | 62    | 169   | 25    | 111   | 89    | 171  | 123   | 118   | 139   | 78    | 97   | 171  |
| Passing                           | 150   | 156   | 308   | 252  | 179   | 220   | 184   | 208   | 194   | 280  | 223   | 194   | 316   | 71    | 269  | 292  |
| Sacks (Yds.)                      | 4(29) | 2(23) | 4(24) | 1(4) | 3(19) | 5(21) | 3(16) | 2(12) | 3(27) | 0(0) | 3(23) | 6(27) | 2(17) | 7(71) | 1(6) | 0    |
| <b>PASSING</b>                    |       |       |       |      |       |       |       |       |       |      |       |       |       |       |      |      |
| Attempts                          | 21    | 27    | 37    | 36   | 38    | 35    | 32    | 38    | 36    | 38   | 32    | 32    | 51    | 30    | 39   | 33   |
| Completions                       | 11    | 18    | 23    | 20   | 24    | 23    | 15    | 20    | 18    | 27   | 22    | 18    | 29    | 14    | 22   | 20   |
| Interceptions                     | 2     | 0     | 1     | 1    | 2     | 1     | 2     | 1     | 2     | 0    | 0     | 2     | 1     | 0     | 1    | 2    |
| <b>INTERCEPTIONS BY OPPONENTS</b> |       |       |       |      |       |       |       |       |       |      |       |       |       |       |      |      |
| Number                            | 0     | 1     | 0     | 0    | 2     | 0     | 1     | 0     | 0     | 0    | 1     | 1     | 0     | 1     | 0    | 0    |
| Yards                             | 0     | 10    | 0     | 0    | 24    | 0     | 39    | 0     | 0     | 0    | 0     | 7     | 0     | 0     | 0    | 0    |
| Long                              | 0     | 10    | 0     | 0    | 19    | 0     | 39    | 0     | 0     | 0    | 0     | 7     | 0     | 0     | 0    | 0    |
| Touchdowns                        | 0     | 0     | 0     | 0    | 0     | 0     | 0     | 0     | 0     | 0    | 0     | 0     | 0     | 0     | 0    | 0    |
| <b>PUNT</b>                       |       |       |       |      |       |       |       |       |       |      |       |       |       |       |      |      |
| Number                            | 6     | 4     | 2     | 3    | 6     | 8     | 6     | 5     | 6     | 3    | 7     | 5     | 4     | 9     | 4    | 2    |
| Yards                             | 302   | 204   | 83    | 141  | 237   | 274   | 263   | 213   | 281   | 137  | 371   | 254   | 142   | 427   | 145  | 87   |
| Average                           | 50.3  | 51.0  | 41.5  | 47.0 | 39.5  | 34.3  | 43.8  | 42.6  | 46.8  | 45.7 | 53.0  | 50.8  | 35.5  | 47.4  | 36.3 | 43.5 |
| <b>PUNT RETURNS</b>               |       |       |       |      |       |       |       |       |       |      |       |       |       |       |      |      |
| Number                            | 3     | 2     | 2     | 1    | 1     | 1     | 1     | 0     | 1     | 1    | 0     | 2     | 3     | 2     | 2    | 3    |
| Yards                             | 0     | 13    | 9     | 0    | 10    | 0     | 9     | 0     | 17    | 9    | 0     | 12    | 11    | 18    | 12   | 32   |
| Fair Catches                      | 0     | 0     | 0     | 0    | 1     | 3     | 0     | 1     | 0     | 2    | 2     | 1     | 0     | 1     | 0    | 1    |
| Long                              | 0     | 13    | 9     | 0    | 10    | 0     | 9     | 0     | 17    | 9    | 0     | 10    | 7     | 18    | 11   | 16   |
| Touchdowns                        | 0     | 0     | 0     | 0    | 0     | 0     | 0     | 0     | 0     | 0    | 0     | 0     | 0     | 0     | 0    | 0    |
| <b>KICKOFF RETURNS</b>            |       |       |       |      |       |       |       |       |       |      |       |       |       |       |      |      |
| Number                            | 0     | 1     | 3     | 3    | 1     | 6     | 2     | 2     | 0     | 0    | 0     | 2     | 0     | 6     | 3    | 0    |
| Yards                             | 0     | 16    | 56    | 78   | 13    | 0     | 46    | 51    | 0     | 0    | 0     | 33    | 0     | 118   | 109  | 0    |
| Long                              | 0     | 16    | 20    | 26   | 13    | 0     | 25    | 30    | 0     | 0    | 0     | 19    | 0     | 32    | 57   | 0    |
| Touchdowns                        | 0     | 0     | 0     | 0    | 0     | 0     | 0     | 0     | 0     | 0    | 0     | 0     | 0     | 0     | 0    | 0    |
| <b>PENALTIES</b>                  |       |       |       |      |       |       |       |       |       |      |       |       |       |       |      |      |
| Number                            | 4     | 4     | 10    | 4    | 7     | 5     | 10    | 4     | 8     | 7    | 7     | 4     | 10    | 9     | 5    | 4    |
| Yards                             | 20    | 25    | 55    | 45   | 40    | 40    | 65    | 52    | 60    | 65   | 112   | 25    | 67    | 60    | 54   | 23   |
| <b>FUMBLES</b>                    |       |       |       |      |       |       |       |       |       |      |       |       |       |       |      |      |
| Number                            | 3     | 3     | 1     | 1    | 0     | 2     | 1     | 2     | 2     | 0    | 1     | 1     | 1     | 3     | 1    | 1    |
| Lost                              | 1     | 0     | 1     | 1    | 0     | 0     | 0     | 2     | 2     | 0    | 0     | 0     | 0     | 2     | 0    | 1    |
| <b>SCORING</b>                    |       |       |       |      |       |       |       |       |       |      |       |       |       |       |      |      |
| Total Touchdowns                  | 1     | 3     | 5     | 4    | 1     | 2     | 0     | 2     | 1     | 3    | 2     | 2     | 5     | 1     | 2    | 4    |
| Rushing Touchdowns                | 1     | 2     | 3     | 1    | 0     | 1     | 0     | 0     | 0     | 2    | 1     | 1     | 0     | 0     | 1    | 2    |
| Passing Touchdowns                | 0     | 1     | 2     | 3    | 1     | 1     | 0     | 2     | 1     | 1    | 1     | 1     | 4     | 1     | 0    | 2    |
| Return Touchdowns                 | 0     | 0     | 0     | 0    | 0     | 0     | 0     | 0     | 0     | 0    | 0     | 0     | 1     | 0     | 1    | 0    |
| PAT (Made/Att)                    | 0/1   | 3/3   | 3/5   | 3/4  | 1/1   | 2/2   | 0/0   | 2/2   | 1/1   | 3/3  | 2/2   | 1/2   | 4/4   | 1/1   | 2/2  | 4/4  |
| 2 PT (Made/Att)                   | 0/0   | 0/0   | 0/1   | 0/1  | 0/0   | 0/0   | 0/0   | 0/0   | 0/0   | 0/0  | 0/0   | 0/0   | 0/1   | 0/0   | 0/0  | 0/0  |
| FG (Made/Att)                     | 1-2   | 2/3   | 2/2   | 1/1  | 3/3   | 1/3   | 0/1   | 1/2   | 0/1   | 1/3  | 2/2   | 1/2   | 3/3   | 0/0   | 3/4  | 2/2  |





# RAMS-COLTS BALL POSSESSION AND DRIVE CHART

## Indianapolis Colts

| #  | Time Recd | Time Lost | Time Poss | How Ball Obtained | Drive Began | # Play | Yds Gain | Yds Pen | Net Yds | 1st Down | Last Scrm | How Given Up |
|----|-----------|-----------|-----------|-------------------|-------------|--------|----------|---------|---------|----------|-----------|--------------|
| 1  | 12:43     | 11:10     | 1:33      | Kickoff           | IND 25      | 3      | 0        | 0       | 0       | 0        | IND 25    | Interception |
| 2  | 11:10     | 6:21      | 4:49      | Kickoff           | IND 25      | 9      | 73       | 0       | 73      | 4        | * LA 2    | Field Goal   |
| 3  | 2:03      | 0:36      | 1:27      | Punt              | IND 7       | 3      | 27       | 0       | 27      | 1        | IND 25    | Fumble       |
| 4  | 14:02     | 11:49     | 2:13      | Punt              | IND 7       | 4      | 21       | 0       | 21      | 1        | IND 28    | Punt         |
| 5  | 9:37      | 7:29      | 2:08      | Kickoff           | IND 25      | 3      | -11      | 0       | -11     | 0        | IND 14    | Punt         |
| 6  | 5:20      | 3:08      | 2:12      | Kickoff           | IND 25      | 5      | 35       | 0       | 35      | 1        | LA 40     | Downs        |
| 7  | 0:17      | 0:00      | 0:17      | Kickoff           | IND 25      | 1      | -1       | 0       | -1      | 0        | IND 25    | End of Half  |
| 8  | 15:00     | 13:28     | 1:32      | Kickoff           | IND 25      | 3      | 9        | 0       | 9       | 0        | IND 34    | Punt         |
| 9  | 13:28     | 12:03     | 1:25      | Muffed Punt       | LA 24       | 4      | 4        | 0       | 4       | 0        | LA 20     | Missed FG    |
| 10 | 7:23      | 7:15      | 0:08      | Kickoff           | IND 25      | 1      | 0        | 0       | 0       | 0        | IND 25    | Interception |
| 11 | 7:15      | 5:30      | 1:45      | Kickoff           | IND 25      | 3      | -14      | 0       | -14     | 0        | IND 11    | Punt         |
| 12 | 4:17      | 2:37      | 1:40      | Punt              | IND 6       | 3      | 1        | 0       | 1       | 0        | IND 7     | Punt         |
| 13 | 14:13     | 11:32     | 2:41      | Punt              | IND 16      | 5      | 84       | 0       | 84      | 3        | * LA 3    | Touchdown    |
| 14 | 9:29      | 9:18      | 0:11      | Punt              | IND 10      | 1      | -10      | 0       | -10     | 0        | IND 10    | Safety       |
| 15 | 4:28      | 2:54      | 1:34      | Kickoff           | IND 25      | 3      | 7        | 0       | 7       | 0        | IND 32    | Punt         |

(347) Average IND 23

## Los Angeles Rams

| #  | Time Recd | Time Lost | Time Poss | How Ball Obtained | Drive Began | # Play | Yds Gain | Yds Pen | Net Yds | 1st Down | Last Scrm | How Given Up |
|----|-----------|-----------|-----------|-------------------|-------------|--------|----------|---------|---------|----------|-----------|--------------|
| 1  | 15:00     | 12:43     | 2:17      | Kickoff           | LA 25       | 7      | 43       | 0       | 43      | 2        | IND 32    | Field Goal   |
| 2  | 6:21      | 2:03      | 4:18      | Kickoff           | LA 25       | 7      | 33       | -15     | 18      | 1        | LA 43     | Punt         |
| 3  | 0:36      | 14:02     | 1:34      | Fumble            | IND 34      | 3      | -1       | -10     | -11     | 0        | IND 45    | Punt         |
| 4  | 11:49     | 9:37      | 2:12      | Punt              | LA 31       | 5      | 69       | 0       | 69      | 3        | * IND 5   | Touchdown    |
| 5  | 7:29      | 5:20      | 2:09      | Punt              | LA 42       | 6      | 58       | 0       | 58      | 3        | * IND 18  | Touchdown    |
| 6  | 3:08      | 0:17      | 2:51      | Downs             | LA 40       | 6      | 43       | 0       | 43      | 2        | * IND 17  | Field Goal   |
| 7  | 12:03     | 7:23      | 4:40      | Missed FG         | LA 28       | 8      | 41       | 5       | 46      | 3        | IND 26    | Field Goal   |
| 8  | 5:30      | 4:17      | 1:13      | Punt              | LA 40       | 3      | 7        | 0       | 7       | 0        | LA 47     | Punt         |
| 9  | 2:37      | 14:13     | 3:24      | Punt              | LA 32       | 6      | 6        | 0       | 6       | 1        | LA 38     | Punt         |
| 10 | 11:32     | 9:29      | 2:03      | Kickoff           | LA 42       | 3      | 15       | -10     | 5       | 0        | LA 47     | Punt         |
| 11 | 9:18      | 4:28      | 4:50      | Kickoff           | LA 43       | 8      | 53       | 4       | 57      | 3        | * IND 3   | Touchdown    |
| 12 | 2:54      | 0:00      | 2:54      | Punt              | LA 15       | 5      | 6        | 0       | 6       | 1        | LA 23     | End of Game  |

(429) Average LA 36

\* inside opponent's 20

### Time of Possession by Quarter

| Visitor               | 1st  | 2nd  | 3rd  | 4th   | OT | Total |
|-----------------------|------|------|------|-------|----|-------|
| Indianapolis Colts    | 7:49 | 6:50 | 6:30 | 4:26  |    | 25:35 |
| Home Los Angeles Rams | 7:11 | 8:10 | 8:30 | 10:34 |    | 34:25 |

### Kickoff Drive No.-Start Average

Colts: 9 - IND 25      Rams: 4 - LA 34



# RAMS-REDSKINS BALL POSSESSION AND DRIVE CHART

## Washington Redskins

| #  | Time Recd | Time Lost | Time Poss | How Ball Obtained | Drive Began | # Play | Yds Gain | Yds Pen | Net Yds | 1st Down | Last Scrm | How Given Up |
|----|-----------|-----------|-----------|-------------------|-------------|--------|----------|---------|---------|----------|-----------|--------------|
| 1  | 12:07     | 4:43      | 7:24      | Punt              | WAS 21      | 14     | 57       | 0       | 57      | 4        | LA 22     | Field Goal   |
| 2  | 3:12      | 14:54     | 3:18      | Punt              | WAS 35      | 6      | 60       | 5       | 65      | 4        | * LA 7    | Touchdown    |
| 3  | 14:39     | 12:06     | 2:33      | Fumble            | LA 30       | 7      | 26       | 0       | 26      | 1        | * LA 4    | Field Goal   |
| 4  | 9:59      | 7:15      | 2:44      | Kickoff           | WAS 25      | 5      | 1        | 0       | 1       | 1        | WAS 26    | Punt         |
| 5  | 3:03      | 1:44      | 1:19      | Kickoff           | WAS 25      | 4      | 75       | 0       | 75      | 2        | WAS 39    | Touchdown    |
| 6  | 1:14      | 0:07      | 1:07      | Punt              | WAS 45      | 3      | 6        | 0       | 6       | 0        | LA 49     | Punt         |
| 7  | 15:00     | 12:09     | 2:51      | Kickoff           | WAS 25      | 5      | 22       | -10     | 12      | 1        | WAS 37    | Punt         |
| 8  | 8:43      | 3:34      | 5:09      | Kickoff           | WAS 16      | 9      | 26       | 25      | 51      | 3        | LA 33     | Missed FG    |
| 9  | 2:28      | 14:38     | 2:50      | Punt              | WAS 6       | 5      | 18       | 0       | 18      | 1        | WAS 24    | Punt         |
| 10 | 7:16      | 1:49      | 5:27      | Kickoff           | WAS 30      | 10     | 80       | -10     | 70      | 4        | * LA 11   | Touchdown    |
| 11 | 1:37      | 0:00      | 1:37      | Interception      | LA 19       | 3      | 5        | 0       | 5       | 0        | * LA 14   | End of Game  |

(379) Average WAS 34

## Los Angeles Rams

| #  | Time Recd | Time Lost | Time Poss | How Ball Obtained | Drive Began | # Play | Yds Gain | Yds Pen | Net Yds | 1st Down | Last Scrm | How Given Up |
|----|-----------|-----------|-----------|-------------------|-------------|--------|----------|---------|---------|----------|-----------|--------------|
| 1  | 15:00     | 12:07     | 2:53      | Kickoff           | LA 25       | 6      | 21       | 0       | 21      | 1        | LA 46     | Punt         |
| 2  | 4:43      | 3:12      | 1:31      | Kickoff           | LA 2        | 3      | 8        | 0       | 8       | 0        | LA 10     | Punt         |
| 3  | 14:54     | 14:39     | 0:15      | Kickoff           | LA 28       | 1      | 2        | 0       | 2       | 0        | LA 28     | Fumble       |
| 4  | 12:06     | 9:59      | 2:07      | Kickoff           | LA 25       | 4      | 75       | 0       | 75      | 2        | * WAS 1   | Touchdown    |
| 5  | 7:15      | 3:03      | 4:12      | Punt              | LA 32       | 9      | 49       | 5       | 54      | 3        | * WAS 14  | Field Goal   |
| 6  | 1:44      | 1:14      | 0:30      | Kickoff           | LA 25       | 3      | -6       | 0       | -6      | 0        | LA 19     | Punt         |
| 7  | 0:07      | 0:00      | 0:07      | Punt              | LA 8        | 1      | -1       | 0       | -1      | 0        | LA 8      | End of Half  |
| 8  | 12:09     | 8:43      | 3:26      | Punt              | LA 7        | 6      | 93       | 0       | 93      | 4        | * WAS 18  | Touchdown    |
| 9  | 3:34      | 2:28      | 1:06      | Missed FG         | LA 41       | 3      | 8        | 0       | 8       | 0        | LA 49     | Punt         |
| 10 | 14:38     | 7:16      | 7:22      | Punt              | LA 25       | 14     | 83       | -30     | 53      | 4        | * WAS 22  | Field Goal   |
| 11 | 1:49      | 1:37      | 0:12      | Kickoff           | LA 28       | 1      | 0        | 0       | 0       | 0        | LA 28     | Interception |

(246) Average LA 22

\* inside opponent's 20

### Time of Possession by Quarter

|         |                     | 1st   | 2nd  | 3rd   | 4th  | OT | Total |
|---------|---------------------|-------|------|-------|------|----|-------|
| Visitor | Washington Redskins | 10:36 | 7:49 | 10:28 | 7:26 |    | 36:19 |
| Home    | Los Angeles Rams    | 4:24  | 7:11 | 4:32  | 7:34 |    | 23:41 |

### Kickoff Drive No.-Start Average

Redskins: 5 - WAS 24

Rams: 6 - LA 22



# RAMS-49ERS BALL POSSESSION AND DRIVE CHART

## Los Angeles Rams

| #  | Time Recd | Time Lost | Time Poss | How Ball Obtained | Drive Began | # Play | Yds Gain | Yds Pen | Net Yds | 1st Down | Last Scrm | How Given Up |
|----|-----------|-----------|-----------|-------------------|-------------|--------|----------|---------|---------|----------|-----------|--------------|
| 1  | 14:52     | 14:48     | 0:04      | Interception      | SF 3        | 1      | 3        | 0       | 3       | 1        | * SF 3    | Touchdown    |
| 2  | 8:17      | 4:32      | 3:45      | Kickoff           | LA 25       | 8      | 70       | 5       | 75      | 4        | * SF 7    | Touchdown    |
| 3  | 3:05      | 14:55     | 3:10      | Fumble            | LA 32       | 7      | 38       | 0       | 38      | 2        | SF 30     | Field Goal   |
| 4  | 9:37      | 8:30      | 1:07      | Kickoff           | LA 24       | 3      | -2       | 0       | -2      | 0        | LA 22     | Punt         |
| 5  | 3:46      | 0:49      | 2:57      | Kickoff           | LA 25       | 9      | 73       | 2       | 75      | 6        | * SF 2    | Touchdown    |
| 6  | 15:00     | 9:17      | 5:43      | Kickoff           | LA 25       | 10     | 71       | 3       | 74      | 3        | * SF 1    | Field Goal   |
| 7  | 5:40      | 0:17      | 5:23      | Kickoff           | LA 25       | 10     | 65       | 10      | 75      | 6        | * SF 1    | Touchdown    |
| 8  | 12:50     | 8:43      | 4:07      | Kickoff           | LA 25       | 7      | 80       | -5      | 75      | 3        | * SF 13   | Touchdown    |
| 9  | 8:11      | 6:35      | 1:36      | Punt              | LA 14       | 3      | 1        | 0       | 1       | 0        | LA 15     | Punt         |
| 10 | 5:08      | 5:01      | 0:07      | Kickoff           |             | 0      | 0        | 0       | 0       | 0        |           | Fumble       |
| 11 | 1:44      | 0:00      | 1:44      | Downs             | SF 31       | 4      | 19       | 0       | 19      | 1        | * SF 11   | End of Game  |

(361) Average LA 36

## San Francisco 49ers

| #  | Time Recd | Time Lost | Time Poss | How Ball Obtained | Drive Began | # Play | Yds Gain | Yds Pen | Net Yds | 1st Down | Last Scrm | How Given Up |
|----|-----------|-----------|-----------|-------------------|-------------|--------|----------|---------|---------|----------|-----------|--------------|
| 1  | 15:00     | 14:52     | 0:08      | Kickoff           | SF 25       | 1      | 0        | 0       | 0       | 0        | SF 25     | Interception |
| 2  | 14:48     | 8:17      | 6:31      | Kickoff           | SF 19       | 14     | 76       | 5       | 81      | 5        | * LA 9    | Touchdown    |
| 3  | 4:32      | 3:05      | 1:27      | Kickoff           | SF 19       | 5      | 42       | 0       | 42      | 2        | LA 39     | Fumble       |
| 4  | 14:55     | 11:35     | 3:20      | Kickoff           | SF 25       | 6      | 27       | 5       | 32      | 1        | LA 43     | Punt         |
| 5  | 11:35     | 9:37      | 1:58      | Muffed Punt       | LA 12       | 4      | 9        | -15     | -6      | 0        | * LA 18   | Field Goal   |
| 6  | 8:30      | 3:46      | 4:44      | Punt              | SF 23       | 8      | 47       | 0       | 47      | 2        | LA 30     | Field Goal   |
| 7  | 0:49      | 0:00      | 0:49      | Kickoff           | SF 40       | 3      | 0        | 0       | 0       | 0        | SF 47     | End of Half  |
| 8  | 9:17      | 5:40      | 3:37      | Kickoff           | SF 25       | 10     | 60       | 15      | 75      | 5        | * LA 1    | Touchdown    |
| 9  | 0:17      | 12:50     | 2:27      | Kickoff           | SF 25       | 6      | 75       | 0       | 75      | 4        | * LA 1    | Touchdown    |
| 10 | 8:43      | 8:11      | 0:32      | Kickoff           | SF 23       | 3      | 0        | 12      | 12      | 1        | SF 35     | Punt         |
| 11 | 6:35      | 5:08      | 1:27      | Punt              | SF 36       | 4      | 64       | 0       | 64      | 2        | * LA 3    | Touchdown    |
| 12 | 5:01      | 2:13      | 2:48      | Fumble            | LA 29       | 8      | 29       | 0       | 29      | 3        | * LA 1    | Touchdown    |
| 13 | 2:13      | 1:44      | 0:29      | Onside Kick       | 50          | 4      | -8       | -10     | -18     | 0        | SF 40     | Downs        |

(469) Average SF 36

### \* inside opponent's 20

| Time of Possession by Quarter   |                     | 1st             | 2nd   | 3rd   | 4th              | OT | Total |
|---------------------------------|---------------------|-----------------|-------|-------|------------------|----|-------|
| Visitor                         | Los Angeles Rams    | 6:54            | 4:09  | 11:06 | 7:34             |    | 29:43 |
| Home                            | San Francisco 49ers | 8:06            | 10:51 | 3:54  | 7:26             |    | 30:17 |
| Kickoff Drive No.-Start Average |                     | Rams: 6 - LA 25 |       |       | 49ers: 8 - SF 25 |    |       |



# RAMS-COWBOYS BALL POSSESSION AND DRIVE CHART

## Los Angeles Rams

| #  | Time Recd | Time Lost | Time Poss | How Ball Obtained | Drive Began | # Play | Yds Gain | Yds Pen | Net Yds | 1st Down | Last Scrm | How Given Up |
|----|-----------|-----------|-----------|-------------------|-------------|--------|----------|---------|---------|----------|-----------|--------------|
| 1  | 11:30     | 7:07      | 4:23      | Kickoff           | LA 16       | 9      | 53       | 0       | 53      | 3        | DAL 31    | Field Goal   |
| 2  | 14:05     | 12:39     | 1:26      | Kickoff           | DAL 35      | 5      | 4        | 5       | 9       | 1        | DAL 26    | Field Goal   |
| 3  | 10:53     | 8:29      | 2:24      | Kickoff           | LA 25       | 5      | 12       | 0       | 12      | 1        | LA 37     | Punt         |
| 4  | 8:29      | 6:33      | 1:56      | Muffed Punt       | DAL 18      | 5      | 18       | 0       | 18      | 2        | * DAL 7   | Touchdown    |
| 5  | 1:51      | 0:00      | 1:51      | Kickoff           | LA 25       | 8      | 44       | 5       | 49      | 3        | DAL 26    | Field Goal   |
| 6  | 15:00     | 13:10     | 1:50      | Kickoff           | LA 21       | 3      | 3        | 0       | 3       | 0        | LA 24     | Punt         |
| 7  | 10:41     | 7:26      | 3:15      | Punt              | LA 34       | 8      | 54       | 0       | 54      | 3        | * DAL 12  | Field Goal   |
| 8  | 4:58      | 2:59      | 1:59      | Punt              | LA 10       | 4      | 90       | 0       | 90      | 3        | LA 47     | Touchdown    |
| 9  | 1:22      | 11:56     | 4:26      | Punt              | LA 12       | 11     | 58       | 20      | 78      | 4        | * DAL 10  | Field Goal   |
| 10 | 11:00     | 9:41      | 1:19      | Interception      | DAL 29      | 4      | 4        | 0       | 4       | 0        | DAL 25    | Field Goal   |
| 11 | 7:11      | 1:55      | 5:16      | Kickoff           | LA 17       | 12     | 73       | -5      | 68      | 4        | * DAL 15  | Field Goal   |
| 12 | 0:27      | 0:00      | 0:27      | Downs             | LA 39       | 1      | -1       | 0       | -1      | 0        | LA 39     | End of Game  |

(417) Average LA 35

## Dallas Cowboys

| #  | Time Recd | Time Lost | Time Poss | How Ball Obtained | Drive Began | # Play | Yds Gain | Yds Pen | Net Yds | 1st Down | Last Scrm | How Given Up |
|----|-----------|-----------|-----------|-------------------|-------------|--------|----------|---------|---------|----------|-----------|--------------|
| 1  | 15:00     | 11:30     | 3:30      | Kickoff           | DAL 20      | 7      | 59       | 5       | 64      | 2        | * LA 16   | Field Goal   |
| 2  | 7:07      | 14:05     | 8:02      | Kickoff           | DAL 19      | 15     | 81       | 0       | 81      | 6        | * LA 10   | Touchdown    |
| 3  | 12:39     | 10:53     | 1:46      | Kickoff           | DAL 25      | 4      | 72       | 3       | 75      | 3        | * LA 1    | Touchdown    |
| 4  | 6:33      | 1:51      | 4:42      | Kickoff           | DAL 25      | 9      | 75       | 0       | 75      | 3        | * LA 10   | Touchdown    |
| 5  | 13:10     | 10:41     | 2:29      | Punt              | DAL 14      | 5      | 15       | 0       | 15      | 1        | DAL 29    | Punt         |
| 6  | 7:26      | 4:58      | 2:28      | Kickoff           | DAL 25      | 5      | 22       | 0       | 22      | 1        | DAL 47    | Punt         |
| 7  | 2:59      | 1:22      | 1:37      | Kickoff           | DAL 25      | 3      | 4        | 0       | 4       | 0        | DAL 29    | Punt         |
| 8  | 11:56     | 11:00     | 0:56      | Kickoff           | DAL 21      | 3      | 1        | 0       | 1       | 0        | DAL 22    | Interception |
| 9  | 9:41      | 7:11      | 2:30      | Kickoff           | DAL 25      | 5      | 75       | 0       | 75      | 4        | LA 28     | Touchdown    |
| 10 | 1:55      | 0:27      | 1:28      | Kickoff           | DAL 25      | 10     | 36       | 0       | 36      | 2        | LA 48     | Downs        |

(224) Average DAL 22

### \* inside opponent's 20

| Time of Possession by Quarter   |                  | 1st             | 2nd  | 3rd                 | 4th   | OT | Total |
|---------------------------------|------------------|-----------------|------|---------------------|-------|----|-------|
| Visitor                         | Los Angeles Rams | 4:23            | 7:37 | 8:26                | 10:06 |    | 30:32 |
| Home                            | Dallas Cowboys   | 10:37           | 7:23 | 6:34                | 4:54  |    | 29:28 |
| Kickoff Drive No.-Start Average |                  | Rams: 6 - LA 28 |      | Cowboys: 9 - DAL 23 |       |    |       |



# RAMS-SEAHAWKS BALL POSSESSION AND DRIVE CHART

## Seattle Seahawks

| #  | Time Recd | Time Lost | Time Poss | How Ball Obtained | Drive Began | # Play | Yds Gain | Yds Pen | Net Yds | 1st Down | Last Scrm | How Given Up |
|----|-----------|-----------|-----------|-------------------|-------------|--------|----------|---------|---------|----------|-----------|--------------|
| 1  | 15:00     | 12:04     | 2:56      | Kickoff           | SEA 25      | 6      | 4        | 0       | 4       | 1        | SEA 29    | Punt         |
| 2  | 9:20      | 5:04      | 4:16      | Fumble            | SEA 20      | 8      | 24       | 5       | 29      | 2        | SEA 49    | Punt         |
| 3  | 3:21      | 3:10      | 0:11      | Punt              | SEA 32      | 1      | 0        | 0       | 0       | 0        | SEA 32    | Interception |
| 4  | 14:13     | 12:26     | 1:47      | Kickoff           | SEA 26      | 3      | 3        | 0       | 3       | 0        | SEA 29    | Punt         |
| 5  | 12:26     | 10:25     | 2:01      | Muffed Punt       | LA 30       | 4      | 15       | 0       | 15      | 1        | * LA 15   | Interception |
| 6  | 9:29      | 1:55      | 7:34      | Kickoff           | SEA 25      | 15     | 75       | 0       | 75      | 6        | * LA 4    | Touchdown    |
| 7  | 1:28      | 0:00      | 1:28      | Punt              | SEA 25      | 9      | 51       | -5      | 46      | 3        | LA 29     | Field Goal   |
| 8  | 9:54      | 5:41      | 4:13      | Missed FG         | SEA 26      | 9      | 43       | 0       | 43      | 2        | LA 31     | Field Goal   |
| 9  | 0:48      | 13:28     | 2:20      | Interception      | SEA 29      | 3      | 8        | -10     | -2      | 0        | SEA 27    | Punt         |
| 10 | 11:51     | 10:48     | 1:03      | Punt              | SEA 26      | 3      | 3        | 0       | 3       | 0        | SEA 29    | Punt         |
| 11 | 6:02      | 4:17      | 1:45      | Interception      | LA 46       | 3      | 8        | 0       | 8       | 0        | LA 38     | Punt         |
| 12 | 2:46      | 1:09      | 1:37      | Fumble            | LA 20       | 4      | 8        | -5      | 3       | 0        | * LA 17   | Field Goal   |
| 13 | 0:05      | 0:00      | 0:05      | Downs             | SEA 20      | 1      | -1       | 0       | -1      | 0        | SEA 20    | End of Game  |

(458) Average SEA 35

## Los Angeles Rams

| #  | Time Recd | Time Lost | Time Poss | How Ball Obtained | Drive Began | # Play | Yds Gain | Yds Pen | Net Yds | 1st Down | Last Scrm | How Given Up |
|----|-----------|-----------|-----------|-------------------|-------------|--------|----------|---------|---------|----------|-----------|--------------|
| 1  | 12:04     | 9:20      | 2:44      | Punt              | LA 38       | 7      | 61       | 0       | 61      | 3        | * SEA 12  | Fumble       |
| 2  | 5:04      | 3:21      | 1:43      | Punt              | LA 7        | 3      | 9        | 0       | 9       | 0        | LA 16     | Punt         |
| 3  | 3:10      | 14:13     | 3:57      | Interception      | LA 21       | 10     | 79       | 0       | 79      | 4        | SEA 27    | Touchdown    |
| 4  | 10:25     | 9:29      | 0:56      | Interception      | SEA 19      | 4      | 2        | 0       | 2       | 0        | * SEA 17  | Field Goal   |
| 5  | 1:55      | 1:28      | 0:27      | Kickoff           | LA 40       | 3      | 1        | 0       | 1       | 0        | LA 41     | Punt         |
| 6  | 15:00     | 9:54      | 5:06      | Kickoff           | LA 32       | 13     | 45       | 5       | 50      | 3        | * SEA 18  | Missed FG    |
| 7  | 5:41      | 0:48      | 4:53      | Kickoff           | LA 18       | 11     | 52       | 5       | 57      | 4        | * SEA 25  | Interception |
| 8  | 13:28     | 11:51     | 1:37      | Punt              | LA 29       | 3      | 5        | 0       | 5       | 0        | LA 34     | Punt         |
| 9  | 10:48     | 6:02      | 4:46      | Punt              | LA 23       | 9      | 38       | -10     | 28      | 3        | SEA 49    | Interception |
| 10 | 4:17      | 2:46      | 1:31      | Punt              | LA 7        | 3      | 28       | 5       | 33      | 2        | LA 43     | Fumble       |
| 11 | 1:09      | 0:05      | 1:04      | Kickoff           | LA 25       | 7      | 55       | 0       | 55      | 2        | SEA 20    | Downs        |

(321) Average LA 29

\* inside opponent's 20

### Time of Possession by Quarter

| Visitor               | 1st  | 2nd   | 3rd  | 4th  | OT | Total |
|-----------------------|------|-------|------|------|----|-------|
| Seattle Seahawks      | 7:23 | 12:50 | 5:01 | 6:02 |    | 31:16 |
| Home Los Angeles Rams | 7:37 | 2:10  | 9:59 | 8:58 |    | 28:44 |

### Kickoff Drive No.-Start Average

Seahawks: 3 - SEA 25

Rams: 4 - LA 29



# RAMS-JAGUARS BALL POSSESSION AND DRIVE CHART

## Los Angeles Rams

| #  | Time Recd | Time Lost | Time Poss | How Ball Obtained | Drive Began | # Play | Yds Gain | Yds Pen | Net Yds | 1st Down | Last Scrm | How Given Up |
|----|-----------|-----------|-----------|-------------------|-------------|--------|----------|---------|---------|----------|-----------|--------------|
| 1  | 15:00     | 14:46     | 0:14      | Kickoff           |             | 0      | 0        | 0       | 0       | 0        |           | Touchdown    |
| 2  | 14:35     | 12:45     | 1:50      | Kickoff           | LA 24       | 3      | 9        | 0       | 9       | 0        | LA 33     | Punt         |
| 3  | 10:23     | 8:54      | 1:29      | Punt              | JAX 45      | 4      | 8        | 0       | 8       | 0        | JAX 37    | Field Goal   |
| 4  | 6:51      | 5:14      | 1:37      | Kickoff           | LA 25       | 3      | -9       | 0       | -9      | 0        | LA 16     | Punt         |
| 5  | 3:38      | 0:22      | 3:16      | Punt              | LA 34       | 7      | 61       | 5       | 66      | 4        | * JAX 4   | Touchdown    |
| 6  | 12:39     | 11:14     | 1:25      | Punt              | LA 23       | 3      | 4        | 0       | 4       | 0        | LA 27     | Punt         |
| 7  | 9:26      | 6:50      | 2:36      | Punt              | LA 12       | 5      | 22       | 0       | 22      | 1        | LA 34     | Punt         |
| 8  | 5:46      | 3:56      | 1:50      | Punt              | LA 26       | 5      | 28       | -5      | 23      | 1        | LA 49     | Punt         |
| 9  | 11:45     | 10:16     | 1:29      | Punt              | LA 11       | 3      | 43       | -5      | 38      | 1        | LA 29     | Fumble       |
| 10 | 5:16      | 1:13      | 4:03      | Kickoff           | LA 25       | 8      | 28       | 0       | 28      | 2        | JAX 47    | Punt         |
| 11 | 11:55     | 9:58      | 1:57      | Interception      | JAX 45      | 3      | 0        | -10     | -10     | 0        | LA 45     | Punt         |
| 12 | 7:40      | 2:32      | 5:08      | Punt              | LA 32       | 12     | 57       | 0       | 57      | 3        | * JAX 11  | Field Goal   |
| 13 | 1:07      | 0:00      | 1:07      | Missed FG         | LA 44       | 2      | -2       | 0       | -2      | 0        | LA 43     | End of Game  |

(366) Average LA 30

## Jacksonville Jaguars

| #  | Time Recd | Time Lost | Time Poss | How Ball Obtained | Drive Began | # Play | Yds Gain | Yds Pen | Net Yds | 1st Down | Last Scrm | How Given Up |
|----|-----------|-----------|-----------|-------------------|-------------|--------|----------|---------|---------|----------|-----------|--------------|
| 1  | 14:46     | 14:35     | 0:11      | Kickoff           | JAX 25      | 1      | 75       | 0       | 75      | 1        | JAX 25    | Touchdown    |
| 2  | 12:45     | 10:23     | 2:22      | Punt              | JAX 20      | 4      | 9        | 0       | 9       | 1        | JAX 29    | Punt         |
| 3  | 8:54      | 6:51      | 2:03      | Kickoff           | JAX 25      | 4      | 75       | 0       | 75      | 4        | LA 22     | Touchdown    |
| 4  | 5:14      | 3:38      | 1:36      | Punt              | JAX 31      | 3      | 0        | 0       | 0       | 0        | JAX 31    | Punt         |
| 5  | 0:22      | 12:39     | 2:43      | Kickoff           | JAX 25      | 5      | 24       | 0       | 24      | 1        | JAX 49    | Punt         |
| 6  | 11:14     | 9:26      | 1:48      | Punt              | JAX 16      | 4      | 4        | 15      | 19      | 1        | JAX 35    | Punt         |
| 7  | 6:50      | 5:46      | 1:04      | Punt              | JAX 22      | 3      | 5        | 0       | 5       | 0        | JAX 27    | Punt         |
| 8  | 3:56      | 2:25      | 1:31      | Punt              | JAX 18      | 3      | 1        | 0       | 1       | 0        | JAX 19    | Blocked Punt |
| 9  | 2:25      | 0:00      | 2:25      | Kickoff           | JAX 40      | 7      | 40       | -16     | 24      | 2        | LA 36     | Missed FG    |
| 10 | 15:00     | 11:45     | 3:15      | Kickoff           | JAX 25      | 6      | 28       | 0       | 28      | 1        | LA 47     | Punt         |
| 11 | 10:16     | 5:16      | 5:00      | Fumble            | JAX 48      | 9      | 29       | 0       | 29      | 2        | * LA 23   | Field Goal   |
| 12 | 1:13      | 11:55     | 4:18      | Punt              | JAX 15      | 10     | 39       | 15      | 54      | 3        | LA 31     | Interception |
| 13 | 9:58      | 7:40      | 2:18      | Punt              | JAX 19      | 3      | 16       | -9      | 7       | 0        | JAX 26    | Punt         |
| 14 | 2:32      | 1:07      | 1:25      | Kickoff           | JAX 25      | 7      | 44       | -5      | 39      | 3        | LA 36     | Missed FG    |

(354) Average JAX 25

\* inside opponent's 20

### Time of Possession by Quarter

| Visitor              | Home                 | 1st  | 2nd  | 3rd  | 4th  | OT | Total |
|----------------------|----------------------|------|------|------|------|----|-------|
| Los Angeles Rams     | Jacksonville Jaguars | 8:26 | 5:51 | 5:32 | 8:12 |    | 28:01 |
| Jacksonville Jaguars | Los Angeles Rams     | 6:34 | 9:09 | 9:28 | 6:48 |    | 31:59 |

### Kickoff Drive No.-Start Average

Rams: 3 - LA 25                      Jaguars: 6 - JAX 28



# RAMS-CARDINALS BALL POSSESSION AND DRIVE CHART

## Arizona Cardinals

| #  | Time Recd | Time Lost | Time Poss | How Ball Obtained | Drive Began | # Play | Yds Gain | Yds Pen | Net Yds | 1st Down | Last Scrm | How Given Up |
|----|-----------|-----------|-----------|-------------------|-------------|--------|----------|---------|---------|----------|-----------|--------------|
| 1  | 15:00     | 10:04     | 4:56      | Kickoff           | ARZ 21      | 9      | 65       | 0       | 65      | 3        | * LA 14   | Missed FG    |
| 2  | 4:14      | 2:01      | 2:13      | Kickoff           | ARZ 25      | 4      | 20       | 0       | 20      | 1        | ARZ 45    | Punt         |
| 3  | 0:39      | 14:51     | 0:48      | Punt              | ARZ 18      | 3      | 12       | -5      | 7       | 0        | ARZ 25    | Punt         |
| 4  | 11:13     | 8:03      | 3:10      | Kickoff           | ARZ 25      | 9      | 24       | 5       | 29      | 3        | LA 46     | Punt         |
| 5  | 5:48      | 5:35      | 0:13      | Punt              | ARZ 18      | 1      | 0        | 0       | 0       | 0        | ARZ 18    | Interception |
| 6  | 5:25      | 2:04      | 3:21      | Kickoff           | ARZ 25      | 7      | 17       | 0       | 17      | 1        | ARZ 42    | Punt         |
| 7  | 0:41      | 0:33      | 0:08      | Kickoff           | ARZ 25      | 1      | 0        | 0       | 0       | 0        | ARZ 25    | Interception |
| 8  | 10:53     | 8:54      | 1:59      | Kickoff           | ARZ 25      | 3      | 8        | 0       | 8       | 0        | ARZ 33    | Punt         |
| 9  | 2:01      | 14:05     | 2:56      | Interception      | LA 47       | 6      | 24       | -15     | 9       | 1        | LA 38     | Punt         |
| 10 | 3:46      | 2:31      | 1:15      | Kickoff           | ARZ 25      | 5      | 26       | 0       | 26      | 1        | LA 49     | Downs        |

(260) Average ARZ 26

## Los Angeles Rams

| #  | Time Recd | Time Lost | Time Poss | How Ball Obtained | Drive Began | # Play | Yds Gain | Yds Pen | Net Yds | 1st Down | Last Scrm | How Given Up |
|----|-----------|-----------|-----------|-------------------|-------------|--------|----------|---------|---------|----------|-----------|--------------|
| 1  | 10:04     | 4:14      | 5:50      | Missed FG         | LA 22       | 14     | 73       | 0       | 73      | 5        | * ARZ 5   | Field Goal   |
| 2  | 2:01      | 0:39      | 1:22      | Punt              | LA 24       | 3      | 4        | 0       | 4       | 0        | LA 28     | Punt         |
| 3  | 14:51     | 11:13     | 3:38      | Punt              | LA 35       | 8      | 41       | 10      | 51      | 3        | * ARZ 14  | Field Goal   |
| 4  | 8:03      | 5:48      | 2:15      | Punt              | LA 20       | 3      | 11       | -5      | 6       | 0        | LA 26     | Punt         |
| 5  | 5:35      | 5:25      | 0:10      | Interception      | ARZ 18      | 1      | 18       | 0       | 18      | 1        | * ARZ 18  | Touchdown    |
| 6  | 2:04      | 0:41      | 1:23      | Punt              | LA 12       | 8      | 83       | 5       | 88      | 4        | * ARZ 9   | Touchdown    |
| 7  | 0:33      | 0:00      | 0:33      | Interception      | ARZ 28      | 4      | -7       | 0       | -7      | 0        | ARZ 35    | Field Goal   |
| 8  | 15:00     | 10:53     | 4:07      | Kickoff           | LA 21       | 10     | 53       | 10      | 63      | 4        | * ARZ 16  | Field Goal   |
| 9  | 8:54      | 2:01      | 6:53      | Punt              | LA 15       | 11     | 49       | 15      | 64      | 4        | ARZ 21    | Interception |
| 10 | 14:05     | 3:46      | 10:19     | Punt              | LA 20       | 16     | 90       | -10     | 80      | 6        | * ARZ 18  | Touchdown    |
| 11 | 2:31      | 0:00      | 2:31      | Downs             | LA 49       | 4      | 10       | 0       | 10      | 1        | ARZ 40    | End of Game  |

(372) Average LA 34

\* inside opponent's 20

### Time of Possession by Quarter

|                                  | 1st  | 2nd  | 3rd   | 4th   | OT | Total |
|----------------------------------|------|------|-------|-------|----|-------|
| <b>Visitor</b> Arizona Cardinals | 7:48 | 7:01 | 4:00  | 2:10  |    | 20:59 |
| <b>Home</b> Los Angeles Rams     | 7:12 | 7:59 | 11:00 | 12:50 |    | 39:01 |

### Kickoff Drive No.-Start Average

Cardinals: 7 - ARZ 24

Rams: 1 - LA 21



# RAMS-GIANTS BALL POSSESSION AND DRIVE CHART

## Los Angeles Rams

| #  | Time Recd | Time Lost | Time Poss | How Ball Obtained | Drive Began | # Play | Yds Gain | Yds Pen | Net Yds | 1st Down | Last Scrm | How Given Up |
|----|-----------|-----------|-----------|-------------------|-------------|--------|----------|---------|---------|----------|-----------|--------------|
| 1  | 12:45     | 10:55     | 1:50      | Fumble            | LA 48       | 4      | 52       | 0       | 52      | 2        | * NYG 8   | Touchdown    |
| 2  | 3:16      | 14:52     | 3:24      | Kickoff           | LA 25       | 9      | 61       | 5       | 66      | 2        | * NYG 9   | Field Goal   |
| 3  | 13:01     | 9:26      | 3:35      | Fumble            | 50          | 6      | 75       | -25     | 50      | 2        | LA 48     | Touchdown    |
| 4  | 7:53      | 7:18      | 0:35      | Punt              | LA 29       | 2      | 71       | 0       | 71      | 1        | LA 33     | Touchdown    |
| 5  | 4:01      | 2:52      | 1:09      | Kickoff           | LA 25       | 5      | 1        | 22      | 23      | 1        | LA 48     | Punt         |
| 6  | 2:34      | 1:13      | 1:21      | Interception      | NYG 30      | 4      | 2        | 0       | 2       | 0        | NYG 28    | Field Goal   |
| 7  | 15:00     | 11:34     | 3:26      | Kickoff           | LA 25       | 7      | 75       | 0       | 75      | 4        | * NYG 1   | Touchdown    |
| 8  | 7:57      | 6:27      | 1:30      | Punt              | NYG 45      | 4      | 45       | 0       | 45      | 2        | * NYG 4   | Touchdown    |
| 9  | 4:54      | 3:28      | 1:26      | Blocked Punt,     | NYG 18      | 3      | 18       | 0       | 18      | 2        | * NYG 4   | Touchdown    |
| 10 | 1:23      | 12:33     | 3:50      | Punt              | LA 20       | 6      | 20       | -5      | 15      | 1        | LA 35     | Punt         |
| 11 | 9:33      | 2:53      | 6:40      | Kickoff           | LA 25       | 10     | 46       | 0       | 46      | 3        | NYG 29    | Field Goal   |
| 12 | 2:06      | 0:22      | 1:44      | Punt              | LA 36       | 4      | 7        | 0       | 7       | 0        | LA 44     | Downs        |

(490) Average LA 41

## New York Giants

| #  | Time Recd | Time Lost | Time Poss | How Ball Obtained | Drive Began | # Play | Yds Gain | Yds Pen | Net Yds | 1st Down | Last Scrm | How Given Up        |
|----|-----------|-----------|-----------|-------------------|-------------|--------|----------|---------|---------|----------|-----------|---------------------|
| 1  | 15:00     | 12:45     | 2:15      | Kickoff           | NYG 25      | 5      | 32       | -5      | 27      | 1        | LA 45     | Fumble              |
| 2  | 10:55     | 3:16      | 7:39      | Kickoff           | NYG 33      | 14     | 67       | 0       | 67      | 5        | * LA 5    | Touchdown           |
| 3  | 14:52     | 13:01     | 1:51      | Kickoff           | NYG 25      | 4      | 25       | 0       | 25      | 2        | LA 48     | Fumble              |
| 4  | 9:26      | 7:53      | 1:33      | Kickoff           | NYG 25      | 3      | 5        | 0       | 5       | 0        | NYG 30    | Punt                |
| 5  | 7:18      | 4:01      | 3:17      | Kickoff           | NYG 25      | 8      | 44       | 0       | 44      | 2        | LA 31     | Field Goal          |
| 6  | 2:52      | 2:34      | 0:18      | Punt              | NYG 14      | 3      | 0        | 0       | 0       | 0        | NYG 14    | Interception        |
| 7  | 1:13      | 0:00      | 1:13      | Kickoff           | NYG 25      | 9      | 43       | 5       | 48      | 3        | LA 27     | Missed FG           |
| 8  | 11:34     | 7:57      | 3:37      | Kickoff           | NYG 19      | 6      | 10       | -10     | 0       | 1        | NYG 19    | Punt                |
| 9  | 6:27      | 4:54      | 1:33      | Kickoff           | NYG 25      | 3      | 9        | 0       | 9       | 0        | NYG 34    | Blocked Punt, Downs |
| 10 | 3:28      | 1:23      | 2:05      | Kickoff           | NYG 25      | 3      | 9        | 0       | 9       | 0        | NYG 34    | Punt                |
| 11 | 12:33     | 9:33      | 3:00      | Punt              | NYG 28      | 6      | 72       | 0       | 72      | 3        | * LA 10   | Touchdown           |
| 12 | 2:53      | 2:06      | 0:47      | Kickoff           | NYG 25      | 3      | 4        | 0       | 4       | 0        | NYG 29    | Punt                |
| 13 | 0:22      | 0:00      | 0:22      | Downs             | LA 43       | 1      | -1       | 0       | -1      | 0        | LA 43     | End of Game         |

(351) Average NYG 27

\* inside opponent's 20

### Time of Possession by Quarter

|                                 | 1st  | 2nd  | 3rd  | 4th   | OT | Total |
|---------------------------------|------|------|------|-------|----|-------|
| <b>Visitor</b> Los Angeles Rams | 5:06 | 6:48 | 7:45 | 10:51 |    | 30:30 |
| <b>Home</b> New York Giants     | 9:54 | 8:12 | 7:15 | 4:09  |    | 29:30 |

### Kickoff Drive No.-Start Average

Rams: 4 - LA 25                      Giants: 10 - NYG 25





# RAMS-TEXANS BALL POSSESSION AND DRIVE CHART

## Houston Texans

| #  | Time Recd | Time Lost | Time Poss | How Ball Obtained | Drive Began | # Play | Yds Gain | Yds Pen | Net Yds | 1st Down | Last Scrm | How Given Up |
|----|-----------|-----------|-----------|-------------------|-------------|--------|----------|---------|---------|----------|-----------|--------------|
| 1  | 15:00     | 12:32     | 2:28      | Kickoff           | HST 25      | 5      | 0        | 0       | 0       | 1        | HST 39    | Fumble       |
| 2  | 11:10     | 9:12      | 1:58      | Kickoff           | HST 25      | 5      | 30       | -5      | 25      | 1        | 50        | Punt         |
| 3  | 8:07      | 4:53      | 3:14      | Punt              | HST 43      | 6      | 19       | 0       | 19      | 1        | LA 38     | Punt         |
| 4  | 2:24      | 13:21     | 4:03      | Punt              | HST 37      | 8      | 42       | 5       | 47      | 3        | * LA 16   | Missed FG    |
| 5  | 10:17     | 6:31      | 3:46      | Kickoff           | HST 25      | 8      | 75       | 0       | 75      | 3        | LA 26     | Touchdown    |
| 6  | 3:30      | 1:35      | 1:55      | Downs             | LA 38       | 6      | 23       | -5      | 18      | 2        | * LA 20   | Interception |
| 7  | 0:14      | 0:00      | 0:14      | Kickoff           | HST 25      | 1      | -1       | 0       | -1      | 0        | HST 25    | End of Half  |
| 8  | 13:13     | 9:56      | 3:17      | Punt              | HST 20      | 6      | 34       | -15     | 19      | 2        | HST 39    | Punt         |
| 9  | 9:23      | 8:14      | 1:09      | Kickoff           | HST 25      | 3      | 5        | 0       | 5       | 0        | HST 30    | Punt         |
| 10 | 3:53      | 2:51      | 1:02      | Punt              | HST 20      | 3      | 0        | 0       | 0       | 0        | HST 20    | Punt         |
| 11 | 1:33      | 1:24      | 0:09      | Kickoff           | HST 25      | 1      | -10      | 0       | -10     | 0        | HST 25    | Fumble       |
| 12 | 1:14      | 13:59     | 2:15      | Kickoff           | HST 25      | 5      | 9        | 15      | 24      | 1        | HST 49    | Punt         |
| 13 | 7:33      | 4:34      | 2:59      | Kickoff           | HST 25      | 8      | 57       | 7       | 64      | 3        | * LA 11   | Interception |

(382) Average HST 29

## Los Angeles Rams

| #  | Time Recd | Time Lost | Time Poss | How Ball Obtained | Drive Began | # Play | Yds Gain | Yds Pen | Net Yds | 1st Down | Last Scrm | How Given Up |
|----|-----------|-----------|-----------|-------------------|-------------|--------|----------|---------|---------|----------|-----------|--------------|
| 1  | 12:32     | 11:10     | 1:22      | Fumble            | HST 12      | 4      | 3        | 0       | 3       | 0        | * HST 9   | Field Goal   |
| 2  | 9:12      | 8:07      | 1:05      | Punt              | LA 20       | 3      | -1       | 0       | -1      | 0        | LA 19     | Punt         |
| 3  | 4:53      | 2:24      | 2:29      | Punt              | LA 4        | 4      | 4        | 0       | 4       | 1        | LA 8      | Punt         |
| 4  | 13:21     | 10:17     | 3:04      | Missed FG         | LA 24       | 6      | 57       | 5       | 62      | 2        | * HST 14  | Field Goal   |
| 5  | 6:31      | 3:30      | 3:01      | Kickoff           | LA 18       | 7      | 25       | -5      | 20      | 1        | LA 32     | Downs        |
| 6  | 1:35      | 0:14      | 1:21      | Interception      | LA 25       | 10     | 43       | 0       | 43      | 2        | HST 32    | Field Goal   |
| 7  | 15:00     | 13:13     | 1:47      | Kickoff           | LA 25       | 4      | 22       | -10     | 12      | 1        | LA 37     | Punt         |
| 8  | 9:56      | 9:23      | 0:33      | Punt              | LA 4        | 2      | 96       | 0       | 96      | 1        | LA 6      | Touchdown    |
| 9  | 8:14      | 3:53      | 4:21      | Punt              | LA 9        | 9      | 39       | 0       | 39      | 3        | LA 48     | Punt         |
| 10 | 2:51      | 1:33      | 1:18      | Punt              | HST 36      | 3      | 36       | 0       | 36      | 2        | * HST 17  | Touchdown    |
| 11 | 1:24      | 1:14      | 0:10      | Fumble            | HST 12      | 1      | 12       | 0       | 12      | 1        | * HST 12  | Touchdown    |
| 12 | 13:59     | 7:33      | 6:26      | Punt              | LA 11       | 9      | 79       | -5      | 74      | 3        | * HST 15  | Field Goal   |
| 13 | 4:34      | 0:00      | 4:34      | Interception      | LA 25       | 8      | 28       | 0       | 28      | 2        | HST 46    | End of Game  |

(405) Average LA 31

### \* inside opponent's 20

#### Time of Possession by Quarter

|                        | 1st   | 2nd  | 3rd  | 4th   | OT | Total |
|------------------------|-------|------|------|-------|----|-------|
| Visitor Houston Texans | 10:04 | 7:34 | 6:51 | 4:00  |    | 28:29 |
| Home Los Angeles Rams  | 4:56  | 7:26 | 8:09 | 11:00 |    | 31:31 |

#### Kickoff Drive No.-Start Average

Texans: 8 - HST 25 Rams: 2 - LA 22



# RAMS-VIKINGS BALL POSSESSION AND DRIVE CHART

## Los Angeles Rams

| #  | Time Recd | Time Lost | Time Poss | How Ball Obtained | Drive Began | # Play | Yds Gain | Yds Pen | Net Yds | 1st Down | Last Scrm | How Given Up |
|----|-----------|-----------|-----------|-------------------|-------------|--------|----------|---------|---------|----------|-----------|--------------|
| 1  | 15:00     | 10:42     | 4:18      | Kickoff           | LA 25       | 9      | 70       | 5       | 75      | 5        | * MIN 6   | Touchdown    |
| 2  | 3:21      | 1:40      | 1:41      | Punt              | LA 10       | 3      | -9       | 0       | -9      | 0        | LA 1      | Punt         |
| 3  | 13:31     | 10:40     | 2:51      | Kickoff           | LA 25       | 5      | 37       | -10     | 27      | 1        | MIN 48    | Punt         |
| 4  | 7:49      | 4:03      | 3:46      | Missed FG         | LA 38       | 9      | 46       | 15      | 61      | 3        | * MIN 11  | Fumble       |
| 5  | 0:08      | 0:00      | 0:08      | Punt              | LA 18       | 1      | -1       | 0       | -1      | 0        | LA 18     | End of Half  |
| 6  | 13:45     | 10:39     | 3:06      | Punt              | LA 26       | 5      | 25       | -5      | 20      | 1        | LA 46     | Punt         |
| 7  | 6:17      | 5:16      | 1:01      | Missed FG         | LA 29       | 3      | 2        | 0       | 2       | 0        | LA 31     | Punt         |
| 8  | 14:15     | 12:37     | 1:38      | Kickoff           | LA 29       | 5      | 22       | 0       | 22      | 1        | MIN 49    | Punt         |
| 9  | 10:14     | 8:18      | 1:56      | Kickoff           | LA 21       | 3      | 8        | 0       | 8       | 0        | LA 29     | Punt         |
| 10 | 2:23      | 0:10      | 2:13      | Kickoff           | LA 25       | 13     | 54       | 0       | 54      | 4        | * MIN 14  | Downs        |

(246) Average LA 25

## Minnesota Vikings

| #  | Time Recd | Time Lost | Time Poss | How Ball Obtained | Drive Began | # Play | Yds Gain | Yds Pen | Net Yds | 1st Down | Last Scrm | How Given Up |
|----|-----------|-----------|-----------|-------------------|-------------|--------|----------|---------|---------|----------|-----------|--------------|
| 1  | 10:42     | 3:21      | 7:21      | Kickoff           | MIN 25      | 12     | 39       | -15     | 24      | 4        | MIN 49    | Punt         |
| 2  | 1:40      | 13:31     | 3:09      | Punt              | LA 30       | 7      | 30       | 0       | 30      | 3        | * LA 8    | Touchdown    |
| 3  | 10:40     | 7:49      | 2:51      | Punt              | MIN 15      | 7      | 55       | 0       | 55      | 3        | LA 30     | Missed FG    |
| 4  | 4:03      | 0:08      | 3:55      | Fumble            | MIN 1       | 7      | 39       | -5      | 34      | 2        | MIN 35    | Punt         |
| 5  | 15:00     | 13:45     | 1:15      | Kickoff           | MIN 25      | 3      | 2        | 0       | 2       | 0        | MIN 27    | Punt         |
| 6  | 10:39     | 6:17      | 4:22      | Punt              | MIN 14      | 11     | 74       | -10     | 64      | 2        | LA 22     | Missed FG    |
| 7  | 5:16      | 14:15     | 6:01      | Punt              | MIN 29      | 11     | 66       | 5       | 71      | 6        | * LA 2    | Touchdown    |
| 8  | 12:37     | 10:14     | 2:23      | Punt              | MIN 7       | 5      | 78       | 15      | 93      | 3        | MIN 35    | Touchdown    |
| 9  | 8:18      | 2:23      | 5:55      | Punt              | MIN 15      | 12     | 69       | -5      | 64      | 4        | LA 21     | Field Goal   |
| 10 | 0:10      | 0:00      | 0:10      | Downs             | MIN 21      | 1      | -1       | 0       | -1      | 0        | MIN 21    | End of Game  |

(222) Average MIN 22

### \* inside opponent's 20

| Time of Possession by Quarter   |                   | 1st             | 2nd  | 3rd                 | 4th  | OT | Total |
|---------------------------------|-------------------|-----------------|------|---------------------|------|----|-------|
| Visitor                         | Los Angeles Rams  | 5:59            | 6:45 | 4:07                | 5:47 |    | 22:38 |
| Home                            | Minnesota Vikings | 9:01            | 8:15 | 10:53               | 9:13 |    | 37:22 |
| Kickoff Drive No.-Start Average |                   | Rams: 5 - LA 25 |      | Vikings: 2 - MIN 25 |      |    |       |



# RAMS-SAINTS BALL POSSESSION AND DRIVE CHART

## New Orleans Saints

| #  | Time Recd | Time Lost | Time Poss | How Ball Obtained | Drive Began | # Play | Yds Gain | Yds Pen | Net Yds | 1st Down | Last Scrm | How Given Up |
|----|-----------|-----------|-----------|-------------------|-------------|--------|----------|---------|---------|----------|-----------|--------------|
| 1  | 10:53     | 8:30      | 2:23      | Kickoff           | NO 25       | 4      | 18       | 0       | 18      | 1        | NO 43     | Punt         |
| 2  | 3:02      | 2:14      | 0:48      | Kickoff           | NO 25       | 2      | 75       | 0       | 75      | 1        | NO 26     | Touchdown    |
| 3  | 0:39      | 14:13     | 1:26      | Punt              | NO 19       | 3      | 9        | 0       | 9       | 0        | NO 28     | Punt         |
| 4  | 12:04     | 8:40      | 3:24      | Punt              | NO 11       | 5      | 20       | 0       | 20      | 1        | NO 31     | Punt         |
| 5  | 4:22      | 0:58      | 3:24      | Kickoff           | NO 25       | 8      | 44       | 0       | 44      | 2        | LA 31     | Field Goal   |
| 6  | 15:00     | 12:34     | 2:26      | Kickoff           | NO 25       | 4      | 4        | 4       | 8       | 1        | NO 33     | Punt         |
| 7  | 11:03     | 6:50      | 4:13      | Punt              | NO 9        | 6      | 23       | -9      | 14      | 1        | NO 23     | Punt         |
| 8  | 3:37      | 2:31      | 1:06      | Kickoff           | NO 25       | 3      | -4       | 0       | -4      | 0        | NO 21     | Punt         |
| 9  | 14:11     | 10:05     | 4:06      | Kickoff           | NO 25       | 10     | 67       | 5       | 72      | 3        | * LA 3    | Field Goal   |
| 10 | 8:31      | 7:55      | 0:36      | Interception      | NO 19       | 3      | 5        | 0       | 5       | 0        | NO 24     | Punt         |
| 11 | 2:27      | 1:45      | 0:42      | Kickoff           | NO 25       | 6      | 85       | -10     | 75      | 4        | * LA 15   | Touchdown    |

(233) Average NO 21

## Los Angeles Rams

| #  | Time Recd | Time Lost | Time Poss | How Ball Obtained | Drive Began | # Play | Yds Gain | Yds Pen | Net Yds | 1st Down | Last Scrm | How Given Up |
|----|-----------|-----------|-----------|-------------------|-------------|--------|----------|---------|---------|----------|-----------|--------------|
| 1  | 15:00     | 10:53     | 4:07      | Kickoff           | LA 41       | 7      | 59       | 0       | 59      | 4        | * NO 5    | Touchdown    |
| 2  | 8:30      | 3:02      | 5:28      | Punt              | LA 17       | 11     | 31       | 20      | 51      | 3        | NO 32     | Field Goal   |
| 3  | 2:14      | 0:39      | 1:35      | Kickoff           | LA 31       | 3      | 2        | 0       | 2       | 0        | LA 33     | Punt         |
| 4  | 14:13     | 12:04     | 2:09      | Punt              | LA 12       | 5      | 35       | -8      | 27      | 1        | LA 39     | Punt         |
| 5  | 8:40      | 4:22      | 4:18      | Punt              | LA 14       | 8      | 86       | 0       | 86      | 4        | * NO 7    | Touchdown    |
| 6  | 0:58      | 0:00      | 0:58      | Kickoff           | LA 18       | 7      | 37       | 0       | 37      | 1        | NO 45     | Missed FG    |
| 7  | 12:34     | 11:03     | 1:31      | Punt              | LA 49       | 3      | 2        | 0       | 2       | 0        | NO 49     | Punt         |
| 8  | 6:50      | 3:37      | 3:13      | Punt              | LA 13       | 7      | 24       | 35      | 59      | 2        | NO 28     | Field Goal   |
| 9  | 2:31      | 14:11     | 3:20      | Punt              | LA 20       | 6      | 65       | -15     | 50      | 2        | * NO 30   | Field Goal   |
| 10 | 10:05     | 8:31      | 1:34      | Kickoff           | LA 20       | 5      | 25       | 0       | 25      | 2        | LA 45     | Interception |
| 11 | 7:55      | 2:27      | 5:28      | Punt              | LA 25       | 13     | 52       | 15      | 67      | 5        | * NO 8    | Field Goal   |
| 12 | 1:45      | 0:00      | 1:45      | Kickoff           | NO 46       | 3      | -3       | 0       | -3      | 0        | NO 48     | End of Game  |

(314) Average LA 26

\* inside opponent's 20

### Time of Possession by Quarter

|                            | 1st   | 2nd  | 3rd  | 4th  | OT | Total |
|----------------------------|-------|------|------|------|----|-------|
| Visitor New Orleans Saints | 3:50  | 7:35 | 7:45 | 5:24 |    | 24:34 |
| Home Los Angeles Rams      | 11:10 | 7:25 | 7:15 | 9:36 |    | 35:26 |

### Kickoff Drive No.-Start Average

Saints: 7 - NO 25      Rams: 4 - LA 28



# RAMS-CARDINALS BALL POSSESSION AND DRIVE CHART

## Los Angeles Rams

| #  | Time Recd | Time Lost | Time Poss | How Ball Obtained | Drive Began | # Play | Yds Gain | Yds Pen | Net Yds | 1st Down | Last Scrm | How Given Up |
|----|-----------|-----------|-----------|-------------------|-------------|--------|----------|---------|---------|----------|-----------|--------------|
| 1  | 15:00     | 11:41     | 3:19      | Kickoff           | LA 31       | 6      | 36       | -5      | 31      | 2        | ARZ 38    | Field Goal   |
| 2  | 11:21     | 7:51      | 3:30      | Interception      | ARZ 23      | 7      | 23       | 0       | 23      | 2        | * ARZ 1   | Touchdown    |
| 3  | 5:51      | 3:40      | 2:11      | Punt              | LA 37       | 5      | 33       | 0       | 33      | 3        | ARZ 30    | Interception |
| 4  | 14:46     | 13:45     | 1:01      | Punt              | LA 20       | 3      | 5        | 0       | 5       | 0        | LA 25     | Punt         |
| 5  | 7:38      | 5:53      | 1:45      | Kickoff           | LA 14       | 3      | 9        | 0       | 9       | 0        | LA 23     | Punt         |
| 6  | 3:25      | 0:00      | 3:25      | Kickoff           | LA 20       | 9      | 73       | 5       | 78      | 4        | * ARZ 2   | Field Goal   |
| 7  | 11:43     | 10:04     | 1:39      | Punt              | LA 2        | 3      | 7        | 0       | 7       | 0        | LA 9      | Punt         |
| 8  | 8:07      | 5:07      | 3:00      | Punt              | ARZ 30      | 6      | 35       | -5      | 30      | 3        | * ARZ 11  | Touchdown    |
| 9  | 14:55     | 12:55     | 2:00      | Kickoff           | LA 25       | 3      | -6       | 0       | -6      | 0        | LA 19     | Punt         |
| 10 | 10:52     | 6:18      | 4:34      | Blocked FG        | LA 42       | 8      | 52       | 0       | 52      | 2        | * ARZ 6   | Field Goal   |
| 11 | 4:29      | 1:55      | 2:34      | Punt              | LA 46       | 7      | 36       | -5      | 31      | 2        | ARZ 23    | Field Goal   |

(384) Average LA 35

## Arizona Cardinals

| #  | Time Recd | Time Lost | Time Poss | How Ball Obtained | Drive Began | # Play | Yds Gain | Yds Pen | Net Yds | 1st Down | Last Scrm | How Given Up |
|----|-----------|-----------|-----------|-------------------|-------------|--------|----------|---------|---------|----------|-----------|--------------|
| 1  | 11:41     | 11:21     | 0:20      | Kickoff           | ARZ 25      | 1      | 0        | 0       | 0       | 0        | ARZ 25    | Interception |
| 2  | 7:51      | 5:51      | 2:00      | Kickoff           | ARZ 25      | 3      | 8        | 0       | 8       | 0        | ARZ 33    | Punt         |
| 3  | 3:40      | 2:45      | 0:55      | Interception      | ARZ 40      | 3      | 1        | 0       | 1       | 0        | ARZ 41    | Interception |
| 4  | 2:45      | 14:46     | 2:59      | Kickoff           | ARZ 25      | 6      | 22       | 0       | 22      | 1        | ARZ 47    | Punt         |
| 5  | 13:45     | 7:38      | 6:07      | Punt              | ARZ 33      | 9      | 62       | 5       | 67      | 6        | * LA 1    | Touchdown    |
| 6  | 5:53      | 3:25      | 2:28      | Punt              | ARZ 30      | 6      | 70       | 0       | 70      | 3        | * LA 15   | Touchdown    |
| 7  | 15:00     | 11:43     | 3:17      | Kickoff           | ARZ 25      | 6      | 18       | 0       | 18      | 1        | ARZ 43    | Punt         |
| 8  | 10:04     | 8:07      | 1:57      | Punt              | ARZ 21      | 3      | -1       | 0       | -1      | 0        | ARZ 20    | Punt         |
| 9  | 5:07      | 14:55     | 5:12      | Kickoff           | ARZ 18      | 10     | 61       | -15     | 46      | 3        | LA 36     | Field Goal   |
| 10 | 12:55     | 10:52     | 2:03      | Punt              | ARZ 45      | 7      | 28       | 0       | 28      | 1        | LA 27     | Blocked FG   |
| 11 | 6:18      | 4:29      | 1:49      | Kickoff           | ARZ 20      | 3      | -13      | 0       | -13     | 0        | ARZ 7     | Punt         |
| 12 | 1:55      | 0:00      | 1:55      | Kickoff           | ARZ 25      | 7      | 49       | 0       | 49      | 4        | LA 42     | End of Game  |

(332) Average ARZ 28

### \* inside opponent's 20

| Time of Possession by Quarter   |                   | 1st             | 2nd  | 3rd                   | 4th  | OT | Total |
|---------------------------------|-------------------|-----------------|------|-----------------------|------|----|-------|
| Visitor                         | Los Angeles Rams  | 9:00            | 6:11 | 4:39                  | 9:08 |    | 28:58 |
| Home                            | Arizona Cardinals | 6:00            | 8:49 | 10:21                 | 5:52 |    | 31:02 |
| Kickoff Drive No.-Start Average |                   | Rams: 4 - LA 22 |      | Cardinals: 7 - ARZ 23 |      |    |       |



# RAMS-EAGLES BALL POSSESSION AND DRIVE CHART

## Philadelphia Eagles

| #  | Time Recd | Time Lost | Time Poss | How Ball Obtained | Drive Began | # Play | Yds Gain | Yds Pen | Net Yds | 1st Down | Last Scrm | How Given Up |
|----|-----------|-----------|-----------|-------------------|-------------|--------|----------|---------|---------|----------|-----------|--------------|
| 1  | 15:00     | 13:56     | 1:04      | Kickoff           | PHI 25      | 3      | 5        | 0       | 5       | 0        | PHI 30    | Interception |
| 2  | 13:00     | 8:44      | 4:16      | Kickoff           | PHI 25      | 8      | 66       | 9       | 75      | 5        | * LA 5    | Touchdown    |
| 3  | 6:37      | 2:54      | 3:43      | Punt              | PHI 12      | 7      | 52       | 36      | 88      | 3        | LA 20     | Touchdown    |
| 4  | 0:42      | 11:10     | 4:32      | Punt              | PHI 20      | 11     | 80       | 0       | 80      | 4        | * LA 11   | Touchdown    |
| 5  | 9:24      | 7:03      | 2:21      | Kickoff           | PHI 25      | 4      | 8        | 0       | 8       | 1        | PHI 33    | Punt         |
| 6  | 4:38      | 2:56      | 1:42      | Punt              | PHI 7       | 4      | 13       | 0       | 13      | 1        | PHI 20    | Punt         |
| 7  | 1:49      | 0:09      | 1:40      | Punt              | PHI 16      | 10     | 80       | 0       | 80      | 3        | * LA 4    | Field Goal   |
| 8  | 11:41     | 10:07     | 1:34      | Kickoff           | PHI 25      | 3      | 5        | 0       | 5       | 0        | PHI 30    | Blocked Punt |
| 9  | 10:07     | 2:20      | 7:47      | Kickoff           | PHI 25      | 15     | 77       | -2      | 75      | 6        | * LA 2    | Touchdown    |
| 10 | 13:58     | 9:54      | 4:04      | Kickoff           | PHI 25      | 10     | 47       | 5       | 52      | 4        | LA 23     | Field Goal   |
| 11 | 8:13      | 3:45      | 4:28      | Fumble            | LA 25       | 7      | 5        | 5       | 10      | 1        | * LA 15   | Field Goal   |
| 12 | 2:02      | 0:01      | 2:01      | Punt              | PHI 21      | 6      | 17       | 0       | 17      | 1        | PHI 38    | Punt         |

(301) Average PHI 25

## Los Angeles Rams

| #  | Time Recd | Time Lost | Time Poss | How Ball Obtained | Drive Began | # Play | Yds Gain | Yds Pen | Net Yds | 1st Down | Last Scrm | How Given Up |
|----|-----------|-----------|-----------|-------------------|-------------|--------|----------|---------|---------|----------|-----------|--------------|
| 1  | 13:56     | 13:00     | 0:56      | Interception      | PHI 37      | 3      | 37       | 0       | 37      | 2        | * PHI 2   | Touchdown    |
| 2  | 8:44      | 6:37      | 2:07      | Kickoff           | LA 26       | 3      | 16       | -10     | 6       | 0        | LA 32     | Punt         |
| 3  | 2:54      | 0:42      | 2:12      | Kickoff           | LA 25       | 5      | 24       | 0       | 24      | 1        | LA 49     | Punt         |
| 4  | 11:10     | 9:24      | 1:46      | Kickoff           | LA 25       | 6      | 70       | 5       | 75      | 2        | * PHI 6   | Touchdown    |
| 5  | 7:03      | 4:38      | 2:25      | Punt              | LA 22       | 4      | 12       | 6       | 18      | 1        | LA 40     | Punt         |
| 6  | 2:56      | 1:49      | 1:07      | Punt              | LA 18       | 3      | 9        | 0       | 9       | 0        | LA 27     | Punt         |
| 7  | 0:09      | 0:00      | 0:09      | Kickoff           | LA 41       | 1      | -1       | 0       | -1      | 0        | LA 41     | End of Half  |
| 8  | 15:00     | 11:41     | 3:19      | Kickoff           | LA 29       | 6      | 71       | 0       | 71      | 4        | * PHI 1   | Touchdown    |
| 9  | 2:20      | 13:58     | 3:22      | Kickoff           | LA 25       | 7      | 70       | 5       | 75      | 6        | * PHI 1   | Touchdown    |
| 10 | 9:54      | 8:13      | 1:41      | Kickoff           | LA 20       | 3      | 7        | 7       | 14      | 1        | LA 35     | Fumble       |
| 11 | 3:45      | 2:02      | 1:43      | Kickoff           | LA 25       | 3      | 0        | 0       | 0       | 0        | LA 25     | Punt         |
| 12 | 0:01      | 0:00      | 0:01      | Punt              | LA 24       | 1      | -8       | 0       | -8      | 0        | LA 24     | Fumble       |

(343) Average LA 29

### \* inside opponent's 20

| Time of Possession by Quarter |                     | 1st  | 2nd  | 3rd  | 4th   | OT | Total |
|-------------------------------|---------------------|------|------|------|-------|----|-------|
| Visitor                       | Philadelphia Eagles | 9:45 | 9:33 | 9:21 | 10:33 |    | 39:12 |
| Home                          | Los Angeles Rams    | 5:15 | 5:27 | 5:39 | 4:27  |    | 20:48 |

**Kickoff Drive No.-Start Average** Eagles: 6 - PHI 25 Rams: 8 - LA 27



# RAMS-SEAHAWKS BALL POSSESSION AND DRIVE CHART

## Los Angeles Rams

| #  | Time Recd | Time Lost | Time Poss | How Ball Obtained | Drive Began | # Play | Yds Gain | Yds Pen | Net Yds | 1st Down | Last Scrm | How Given Up |
|----|-----------|-----------|-----------|-------------------|-------------|--------|----------|---------|---------|----------|-----------|--------------|
| 1  | 13:36     | 12:06     | 1:30      | Fumble            | SEA 40      | 5      | 22       | 0       | 22      | 1        | * SEA 18  | Field Goal   |
| 2  | 11:00     | 8:21      | 2:39      | Punt              | 50          | 7      | 37       | 0       | 37      | 2        | * SEA 13  | Field Goal   |
| 3  | 6:00      | 5:57      | 0:03      | Punt              | SEA 1       | 1      | 1        | 0       | 1       | 1        | * SEA 1   | Touchdown    |
| 4  | 2:22      | 11:38     | 5:44      | Punt              | LA 20       | 10     | 56       | 0       | 56      | 3        | SEA 24    | Interception |
| 5  | 10:15     | 8:13      | 2:02      | Punt              | SEA 36      | 5      | 36       | 0       | 36      | 3        | * SEA 1   | Touchdown    |
| 6  | 7:27      | 3:26      | 4:01      | Fumble            | SEA 39      | 7      | 39       | 0       | 39      | 3        | * SEA 1   | Touchdown    |
| 7  | 1:19      | 0:28      | 0:51      | Punt              | SEA 47      | 3      | 47       | 0       | 47      | 1        | LA 43     | Touchdown    |
| 8  | 15:00     | 13:18     | 1:42      | Kickoff           | LA 25       | 3      | 9        | 0       | 9       | 0        | LA 34     | Punt         |
| 9  | 10:56     | 7:04      | 3:52      | Punt              | SEA 46      | 7      | 46       | 0       | 46      | 3        | * SEA 14  | Touchdown    |
| 10 | 5:25      | 3:11      | 2:14      | Punt              | LA 22       | 3      | 9        | 0       | 9       | 0        | LA 31     | Punt         |
| 11 | 1:23      | 13:25     | 2:58      | Kickoff           | LA 39       | 5      | 20       | 0       | 20      | 1        | SEA 41    | Punt         |
| 12 | 12:39     | 10:19     | 2:20      | Punt              | LA 40       | 3      | 6        | 0       | 6       | 0        | LA 46     | Punt         |
| 13 | 10:14     | 5:42      | 4:32      | Kickoff           | SEA 49      | 8      | 21       | 0       | 21      | 1        | SEA 32    | Downs        |
| 14 | 4:08      | 1:50      | 2:18      | Punt              | LA 23       | 3      | 3        | -5      | -2      | 0        | LA 21     | Punt         |

(661) Average LA 47

## Seattle Seahawks

| #  | Time Recd | Time Lost | Time Poss | How Ball Obtained | Drive Began | # Play | Yds Gain | Yds Pen | Net Yds | 1st Down | Last Scrm | How Given Up |
|----|-----------|-----------|-----------|-------------------|-------------|--------|----------|---------|---------|----------|-----------|--------------|
| 1  | 15:00     | 13:36     | 1:24      | Kickoff           | SEA 16      | 3      | 24       | 0       | 24      | 0        | SEA 21    | Fumble       |
| 2  | 12:06     | 11:00     | 1:06      | Kickoff           | SEA 25      | 3      | -10      | 0       | -10     | 0        | SEA 15    | Punt         |
| 3  | 8:21      | 6:00      | 2:21      | Kickoff           | SEA 20      | 3      | 0        | -10     | -10     | 0        | SEA 10    | Punt         |
| 4  | 5:57      | 2:22      | 3:35      | Kickoff           | SEA 25      | 7      | 25       | 0       | 25      | 2        | 50        | Punt         |
| 5  | 11:38     | 10:15     | 1:23      | Interception      | SEA 13      | 3      | 0        | -5      | -5      | 0        | SEA 8     | Punt         |
| 6  | 8:13      | 7:27      | 0:46      | Kickoff           | SEA 40      | 2      | -1       | 0       | -1      | 1        | LA 49     | Fumble       |
| 7  | 3:26      | 1:19      | 2:07      | Kickoff           | SEA 20      | 5      | 12       | -5      | 7       | 1        | SEA 27    | Punt         |
| 8  | 0:28      | 0:00      | 0:28      | Kickoff           | SEA 17      | 1      | 9        | 0       | 9       | 0        | SEA 17    | End of Half  |
| 9  | 13:18     | 10:56     | 2:22      | Punt              | SEA 21      | 4      | 5        | 0       | 5       | 1        | SEA 26    | Punt         |
| 10 | 7:04      | 5:25      | 1:39      | Kickoff           | SEA 34      | 3      | -8       | 0       | -8      | 0        | SEA 26    | Punt         |
| 11 | 3:11      | 1:23      | 1:48      | Punt              | SEA 23      | 7      | 62       | 15      | 77      | 4        | LA 26     | Touchdown    |
| 12 | 13:25     | 12:39     | 0:46      | Punt              | SEA 10      | 3      | 4        | -5      | -1      | 0        | SEA 9     | Punt         |
| 13 | 10:19     | 10:14     | 0:05      | Punt              | SEA 5       | 1      | 0        | -5      | -5      | 0        | SEA 5     | Safety       |
| 14 | 5:42      | 4:08      | 1:34      | Downs             | SEA 28      | 6      | 17       | -5      | 12      | 1        | SEA 40    | Punt         |
| 15 | 1:50      | 0:00      | 1:50      | Punt              | LA 45       | 3      | 10       | 0       | 10      | 1        | LA 37     | End of Game  |

(352) Average SEA 23

\* inside opponent's 20

| Time of Possession by Quarter   |                  | 1st             | 2nd   | 3rd                  | 4th   | OT | Total |
|---------------------------------|------------------|-----------------|-------|----------------------|-------|----|-------|
| Visitor                         | Los Angeles Rams | 6:34            | 10:16 | 9:11                 | 10:45 |    | 36:46 |
| Home                            | Seattle Seahawks | 8:26            | 4:44  | 5:49                 | 4:15  |    | 23:14 |
| Kickoff Drive No.-Start Average |                  | Rams: 3 - LA 38 |       | Seahawks: 8 - SEA 25 |       |    |       |



# RAMS-TITANS BALL POSSESSION AND DRIVE CHART

## Los Angeles Rams

| #  | Time Recd | Time Lost | Time Poss | How Ball Obtained | Drive Began | # Play | Yds Gain | Yds Pen | Net Yds | 1st Down | Last Scrm | How Given Up |
|----|-----------|-----------|-----------|-------------------|-------------|--------|----------|---------|---------|----------|-----------|--------------|
| 1  | 15:00     | 11:41     | 3:19      | Kickoff           | LA 10       | 9      | 58       | 0       | 58      | 3        | TEN 32    | Downs        |
| 2  | 11:01     | 8:54      | 2:07      | Interception      | LA 47       | 4      | 49       | 4       | 53      | 3        | * TEN 3   | Touchdown    |
| 3  | 1:13      | 7:52      | 8:21      | Kickoff           | LA 21       | 16     | 61       | 0       | 61      | 5        | * TEN 18  | Missed FG    |
| 4  | 5:24      | 5:20      | 0:04      | Punt              | LA 11       | 1      | -7       | 0       | -7      | 0        | LA 11     | Fumble       |
| 5  | 5:20      | 4:24      | 0:56      | Kickoff           | LA 21       | 2      | 79       | 0       | 79      | 1        | LA 20     | Touchdown    |
| 6  | 0:19      | 0:00      | 0:19      | Kickoff           | LA 25       | 1      | -1       | 0       | -1      | 0        | LA 25     | End of Half  |
| 7  | 13:23     | 12:21     | 1:02      | Punt              | LA 45       | 3      | 7        | -10     | -3      | 0        | LA 42     | Punt         |
| 8  | 9:37      | 6:40      | 2:57      | Missed FG         | LA 35       | 7      | 65       | 0       | 65      | 3        | * TEN 3   | Touchdown    |
| 9  | 4:23      | 3:26      | 0:57      | Kickoff           | LA 25       | 3      | 5        | 0       | 5       | 0        | LA 30     | Punt         |
| 10 | 14:46     | 11:51     | 2:55      | Kickoff           | LA 32       | 6      | 37       | 31      | 68      | 3        | * TEN 14  | Touchdown    |
| 11 | 10:09     | 8:34      | 1:35      | Punt              | LA 8        | 3      | 9        | -4      | 5       | 0        | LA 13     | Punt         |
| 12 | 7:22      | 3:25      | 3:57      | Punt              | LA 20       | 9      | 32       | 0       | 32      | 2        | TEN 48    | Punt         |
| 13 | 1:35      | 0:00      | 1:35      | Downs             | LA 44       | 3      | 8        | 0       | 8       | 0        | LA 49     | End of Game  |

(344) Average LA 26

## Tennessee Titans

| #  | Time Recd | Time Lost | Time Poss | How Ball Obtained | Drive Began | # Play | Yds Gain | Yds Pen | Net Yds | 1st Down | Last Scrm | How Given Up |
|----|-----------|-----------|-----------|-------------------|-------------|--------|----------|---------|---------|----------|-----------|--------------|
| 1  | 11:41     | 11:01     | 0:40      | Downs             | TEN 33      | 2      | 2        | 0       | 2       | 0        | TEN 35    | Interception |
| 2  | 8:54      | 1:13      | 7:41      | Kickoff           | TEN 31      | 14     | 66       | -4      | 62      | 5        | * LA 7    | Field Goal   |
| 3  | 7:52      | 5:24      | 2:28      | Missed FG         | TEN 26      | 5      | 15       | 15      | 30      | 1        | LA 44     | Punt         |
| 4  | 4:24      | 0:19      | 4:05      | Kickoff           | TEN 25      | 11     | 56       | 0       | 56      | 4        | * LA 19   | Field Goal   |
| 5  | 15:00     | 13:23     | 1:37      | Kickoff           | TEN 31      | 3      | 4        | 0       | 4       | 0        | TEN 35    | Punt         |
| 6  | 12:21     | 9:37      | 2:44      | Punt              | TEN 32      | 5      | 41       | 0       | 41      | 1        | LA 27     | Missed FG    |
| 7  | 6:40      | 4:23      | 2:17      | Kickoff           | LA 44       | 5      | 44       | 0       | 44      | 2        | * LA 6    | Touchdown    |
| 8  | 3:26      | 14:46     | 3:40      | Punt              | TEN 27      | 9      | 64       | 0       | 64      | 2        | * LA 9    | Field Goal   |
| 9  | 11:51     | 10:09     | 1:42      | Kickoff           | TEN 25      | 4      | 18       | -10     | 8       | 1        | TEN 33    | Punt         |
| 10 | 8:34      | 7:22      | 1:12      | Punt              | TEN 31      | 4      | 19       | 0       | 19      | 1        | 50        | Punt         |
| 11 | 3:25      | 1:35      | 1:50      | Punt              | TEN 20      | 8      | 37       | 0       | 37      | 2        | LA 43     | Downs        |

(337) Average TEN 31

### \* inside opponent's 20

#### Time of Possession by Quarter

| Visitor          | Home             | 1st  | 2nd  | 3rd   | 4th   | OT | Total |
|------------------|------------------|------|------|-------|-------|----|-------|
| Los Angeles Rams | Tennessee Titans | 6:39 | 8:27 | 4:56  | 10:02 |    | 30:04 |
|                  |                  | 8:21 | 6:33 | 10:04 | 4:58  |    | 29:56 |

#### Kickoff Drive No.-Start Average

Rams: 6 - LA 22      Titans: 5 - TEN 34



# RAMS-49ERS BALL POSSESSION AND DRIVE CHART

## San Francisco 49ers

| #  | Time Recd | Time Lost | Time Poss | How Ball Obtained | Drive Began | # Play | Yds Gain | Yds Pen | Net Yds | 1st Down | Last Scrm | How Given Up |
|----|-----------|-----------|-----------|-------------------|-------------|--------|----------|---------|---------|----------|-----------|--------------|
| 1  | 15:00     | 12:08     | 2:52      | Kickoff           | SF 25       | 8      | 60       | 0       | 60      | 2        | * LA 15   | Field Goal   |
| 2  | 9:41      | 5:14      | 4:27      | Punt              | SF 18       | 8      | 82       | 0       | 82      | 5        | * LA 8    | Touchdown    |
| 3  | 4:14      | 3:24      | 0:50      | Punt              | SF 27       | 2      | 14       | 0       | 14      | 1        | SF 41     | Interception |
| 4  | 1:11      | 14:43     | 1:28      | Kickoff           | SF 25       | 3      | 5        | 0       | 5       | 0        | SF 30     | Punt         |
| 5  | 9:52      | 5:00      | 4:52      | Punt              | SF 4        | 11     | 67       | 0       | 67      | 4        | LA 29     | Field Goal   |
| 6  | 2:13      | 1:13      | 1:00      | Punt              | SF 43       | 3      | 49       | 8       | 57      | 3        | * LA 8    | Touchdown    |
| 7  | 0:16      | 0:09      | 0:07      | Fumble            | SF 31       | 1      | 0        | 0       | 0       | 0        | SF 31     | Interception |
| 8  | 13:31     | 10:53     | 2:38      | Punt              | SF 29       | 5      | 15       | 0       | 15      | 1        | SF 44     | Punt         |
| 9  | 8:45      | 6:12      | 2:33      | Punt              | SF 40       | 7      | 60       | 0       | 60      | 4        | * LA 5    | Touchdown    |
| 10 | 3:33      | 14:54     | 3:39      | Fumble            | SF 47       | 7      | 53       | 0       | 53      | 3        | * LA 12   | Touchdown    |
| 11 | 6:40      | 3:48      | 2:52      | Kickoff           | SF 25       | 7      | 53       | 5       | 58      | 2        | LA 25     | Fumble       |
| 12 | 1:51      | 0:00      | 1:51      | Punt              | SF 37       | 3      | 5        | 0       | 5       | 0        | SF 43     | End of Game  |

(351) Average SF 29

## Los Angeles Rams

| #  | Time Recd | Time Lost | Time Poss | How Ball Obtained | Drive Began | # Play | Yds Gain | Yds Pen | Net Yds | 1st Down | Last Scrm | How Given Up |
|----|-----------|-----------|-----------|-------------------|-------------|--------|----------|---------|---------|----------|-----------|--------------|
| 1  | 12:08     | 9:41      | 2:27      | Kickoff           | LA 25       | 3      | 9        | -5      | 4       | 0        | LA 29     | Punt         |
| 2  | 5:14      | 4:14      | 1:00      | Kickoff           | LA 25       | 3      | 2        | 0       | 2       | 0        | LA 27     | Punt         |
| 3  | 3:24      | 1:11      | 2:13      | Interception      | SF 22       | 6      | 9        | 8       | 17      | 1        | * SF 5    | Field Goal   |
| 4  | 14:43     | 9:52      | 4:51      | Punt              | LA 25       | 9      | 18       | 5       | 23      | 2        | LA 48     | Punt         |
| 5  | 5:00      | 2:13      | 2:47      | Kickoff           | LA 25       | 5      | -1       | 5       | 4       | 1        | LA 29     | Punt         |
| 6  | 1:13      | 0:16      | 0:57      | Kickoff           | LA 25       | 7      | 44       | 0       | 44      | 2        | SF 25     | Fumble       |
| 7  | 0:09      | 0:00      | 0:09      | Interception      | LA 47       | 2      | 50       | 0       | 50      | 1        | * SF 3    | Field Goal   |
| 8  | 15:00     | 13:31     | 1:29      | Kickoff           | LA 25       | 3      | 4        | 0       | 4       | 0        | LA 29     | Punt         |
| 9  | 10:53     | 8:45      | 2:08      | Punt              | LA 10       | 3      | 7        | -3      | 4       | 0        | LA 14     | Punt         |
| 10 | 6:12      | 3:33      | 2:39      | Kickoff           | LA 25       | 6      | 41       | -15     | 26      | 2        | LA 45     | Fumble       |
| 11 | 14:54     | 6:40      | 8:14      | Kickoff           | LA 28       | 15     | 67       | 5       | 72      | 6        | * SF 8    | Touchdown    |
| 12 | 3:48      | 1:51      | 1:57      | Fumble            | LA 16       | 3      | 1        | 0       | 1       | 0        | LA 17     | Punt         |

(354) Average LA 30

### \* inside opponent's 20

| Time of Possession by Quarter   |                     | 1st              | 2nd  | 3rd  | 4th             | OT | Total |
|---------------------------------|---------------------|------------------|------|------|-----------------|----|-------|
| Visitor                         | San Francisco 49ers | 9:20             | 6:16 | 8:44 | 4:49            |    | 29:09 |
| Home                            | Los Angeles Rams    | 5:40             | 8:44 | 6:16 | 10:11           |    | 30:51 |
| Kickoff Drive No.-Start Average |                     | 49ers: 3 - SF 25 |      |      | Rams: 7 - LA 25 |    |       |





---

# 2017 RAMS KICKOFF ANALYSIS

---

| Opponent         | No.        | No. in EZ | TB        | Opp. Ret. | Ret. Yds.  | Ret. Avg.   | Squib    | Out of Bounds | Onside Rec/Att |
|------------------|------------|-----------|-----------|-----------|------------|-------------|----------|---------------|----------------|
| Indianapolis     | 9          | 9         | 9         | 0         | 0          | 0.0         | 0        | 0             | 0/0            |
| Washington       | 5          | 4         | 4         | 1         | 16         | 16.0        | 1        | 0             | 0/0            |
| at San Francisco | 7          | 6         | 4         | 3         | 56         | 18.7        | 0        | 1             | 0/0            |
| at Dallas        | 9          | 9         | 6         | 3         | 78         | 26.0        | 0        | 0             | 0/0            |
| Seattle          | 3          | 2         | 2         | 1         | 13         | 13.0        | 0        | 0             | 0/0            |
| at Jacksonville  | 6          | 6         | 6         | 0         | 0          | 0.0         | 0        | 0             | 0/0            |
| Arizona          | 7          | 7         | 5         | 2         | 46         | 23.0        | 0        | 0             | 0/0            |
| at NY Giants     | 10         | 9         | 8         | 2         | 51         | 25.5        | 0        | 0             | 0/0            |
| Houston          | 8          | 8         | 8         | 0         | 0          | 0.0         | 0        | 0             | 0/0            |
| at Minnesota     | 2          | 2         | 2         | 0         | 0          | 0.0         | 0        | 0             | 0/0            |
| New Orleans      | 7          | 7         | 7         | 0         | 0          | 0.0         | 0        | 0             | 0/0            |
| at Arizona       | 7          | 7         | 5         | 2         | 33         | 16.5        | 0        | 0             | 0/0            |
| Philadelphia     | 6          | 6         | 6         | 0         | 0          | 0.0         | 0        | 0             | 0/0            |
| at Seattle       | 8          | 3         | 1         | 6         | 118        | 19.7        | 0        | 1             | 0/0            |
| at Tennessee     | 5          | 4         | 2         | 3         | 109        | 36.3        | 0        | 0             | 0/0            |
| San Francisco    | 3          | 3         | 3         | 0         | 0          | 0.0         | 0        | 0             | 0/0            |
| <b>TOTAL</b>     | <b>102</b> | <b>92</b> | <b>78</b> | <b>23</b> | <b>520</b> | <b>22.6</b> | <b>1</b> | <b>2</b>      | <b>0/0</b>     |



# 2017 LOS ANGELES RAMS TEAM RANKINGS

## NFL RANKINGS

## NFC RANKINGS

|         | NFL RANKINGS |         |      |         |      |      | NFC RANKINGS |         |      |         |      |      |
|---------|--------------|---------|------|---------|------|------|--------------|---------|------|---------|------|------|
|         | Overall      | OFFENSE |      | DEFENSE |      |      | Overall      | OFFENSE |      | DEFENSE |      |      |
|         |              | Rush    | Pass | Overall | Rush | Pass | Overall      | Rush    | Pass | Overall | Rush | Pass |
| Week 1  | 5            | 24      | 3    | 6       | 13   | 6    | 3            | 10      | 2    | 3       | 8    | 2    |
| Week 2  | 11           | 23      | 8    | 6       | 13   | 6    | 12           | 30      | 3    | 5       | 16   | 2    |
| Week 3  | 7            | 20      | 6    | 22      | 29   | 11   | 4            | 11      | 5    | 13      | 14   | 5    |
| Week 4  | 5            | 15      | 5    | 27      | 30   | 13   | 3            | 8       | 4    | 14      | 16   | 5    |
| Week 5  | 5            | 14      | 5    | 20      | 27   | 10   | 3            | 7       | 4    | 11      | 15   | 5    |
| Week 6  | 8            | 13      | 10   | 24      | 29   | 13   | 6            | 7       | 7    | 12      | 16   | 6    |
| Week 7  | 9            | 6       | 12   | 15      | 24   | 11   | 7            | 3       | 8    | 10      | 14   | 4    |
| Week 8  | 9            | 6       | 13   | 15      | 25   | 9    | 7            | 4       | 9    | 8       | 14   | 3    |
| Week 9  | 3            | 5       | 10   | 16      | 26   | 9    | 2            | 3       | 7    | 9       | 14   | 3    |
| Week 10 | 3            | 5       | 6    | 14      | 24   | 9    | 2            | 4       | 5    | 8       | 14   | 4    |
| Week 11 | 4            | 9       | 9    | 16      | 28   | 10   | 3            | 7       | 7    | 9       | 14   | 4    |
| Week 12 | 4            | 9       | 6    | 16      | 27   | 9    | 3            | 7       | 3    | 9       | 14   | 3    |
| Week 13 | 4            | 14      | 7    | 15      | 27   | 9    | 3            | 8       | 4    | 9       | 14   | 3    |
| Week 14 | 8            | 14      | 9    | 18      | 28   | 11   | 4            | 8       | 5    | 10      | 15   | 6    |
| Week 15 | 10           | 7       | 12   | 12      | 24   | 6    | 5            | 5       | 8    | 8       | 14   | 2    |
| Week 16 | 7            | 7       | 8    | 16      | 24   | 6    | 3            | 5       | 4    | 10      | 13   | 2    |
| Week 17 | 10           | 8       | 10   | 19      | 28   | 13   | 5            | 6       | 6    | 10      | 15   | 7    |

# 2017 LOS ANGELES RAMS TURNOVER BREAKDOWN

| OPPONENT         | TAKEAWAYS |           |           | GIVEAWAYS |          |           | MARGIN    | RESULT      |
|------------------|-----------|-----------|-----------|-----------|----------|-----------|-----------|-------------|
|                  | FUMBLES   | INT       | TOTAL     | FUMBLES   | INT      | TOTAL     |           |             |
| Indianapolis     | 1         | 2         | 3         | 1         | 0        | 1         | +2        | W, 46-9     |
| Washington       | 0         | 0         | 0         | 1         | 1        | 2         | -2        | L, 27-20    |
| at San Francisco | 1         | 1         | 2         | 2         | 0        | 2         | 0         | W, 41-39    |
| at Dallas        | 1         | 1         | 2         | 0         | 0        | 0         | +2        | W, 35-30    |
| Seattle          | 0         | 2         | 2         | 3         | 2        | 5         | -3        | L, 16-10    |
| at Jacksonville  | 0         | 1         | 1         | 1         | 0        | 1         | 0         | W, 27-17    |
| Arizona          | 0         | 2         | 2         | 0         | 1        | 1         | +1        | W, 33-0     |
| at NY Giants     | 2         | 1         | 3         | 0         | 0        | 0         | +3        | W, 51-17    |
| Houston          | 2         | 2         | 4         | 0         | 0        | 0         | +4        | W, 33-7     |
| at Minnesota     | 0         | 0         | 0         | 1         | 0        | 1         | -1        | L, 24-7     |
| New Orleans      | 0         | 0         | 0         | 0         | 1        | 1         | -1        | W, 26-20    |
| at Arizona       | 0         | 2         | 2         | 0         | 1        | 1         | +1        | W, 32-16    |
| Philadelphia     | 0         | 1         | 1         | 2         | 0        | 2         | -1        | L, 43-35    |
| at Seattle       | 2         | 0         | 2         | 0         | 1        | 1         | +1        | W, 42-7     |
| at Tennessee     | 0         | 1         | 1         | 1         | 0        | 1         | 0         | W, 27-23    |
| San Francisco    | 1         | 2         | 3         | 2         | 0        | 2         | +1        | L, 34-13    |
| <b>TOTALS</b>    | <b>10</b> | <b>18</b> | <b>28</b> | <b>14</b> | <b>7</b> | <b>21</b> | <b>+7</b> | <b>11-5</b> |

|                  | TAKEAWAYS |     |       | POINTS OFF TAKEAWAYS |     |        |
|------------------|-----------|-----|-------|----------------------|-----|--------|
|                  | FUMBLES   | INT | TOTAL | TDS                  | FGs | POINTS |
| <b>RAMS</b>      | 10        | 18  | 28    | 14                   | 10  | 126    |
| <b>OPPONENTS</b> | 14        | 7   | 21    | 5                    | 5   | 48     |



# 2017 LOS ANGELES RAMS HIGHS AND LOWS

| <b>LOS ANGELES RAMS</b> | <b>HIGH</b> | <b>GAME</b>                | <b>LOWS</b> | <b>GAME</b>                  |
|-------------------------|-------------|----------------------------|-------------|------------------------------|
| Points                  | 51          | at New York Giants         | 7           | at Minnesota Vikings         |
| Points in a Half        | 34          | at Seattle Seahawks        | 0 (twice)   | Last at Minnesota Vikings    |
| First Downs             | 28          | vs. Arizona Cardinals      | 12          | at Jacksonville Jaguars      |
| Rushing Attempts        | 40          | vs. Arizona Cardinals      | 17 (twice)  | Last vs. Philadelphia Eagles |
| Rushing Yards           | 244         | at Seattle Seahawks        | 45          | at Minnesota Vikings         |
| Passing Attempts        | 47          | vs. Seattle Seahawks       | 21          | at Jacksonville Jaguars      |
| Pass Completions        | 28          | vs. New Orleans Saints     | 11          | at Jacksonville Jaguars      |
| Passing Yards           | 361         | vs. Houston Texans         | 124         | at Jacksonville Jaguars      |
| Total Offensive Plays   | 80          | vs. Arizona Cardinals      | 48          | vs. Philadelphia Eagles      |
| Total Net Yards         | 473         | at New York Giants         | 249         | at Jacksonville Jaguars      |
| Time of Possession      | 39:01       | vs. Arizona Cardinals      | 20:48       | vs. Philadelphia Eagles      |
| Interceptions Thrown    | 2           | vs. Seattle Seahawks       | 0 (10x)     | Last vs. San Francisco 49ers |
| Sacks Given Up          | 3 (x4)      | Last vs New Orleans Saints | 0 (twice)   | Last at New York Giants      |
| Penalties               | 10          | vs. Houston Texans         | 3           | at Seattle Seahawks          |
| Yards Penalized         | 102         | vs. Philadelphia Eagles    | 25          | at Seattle Seahawks          |

| <b>OPPONENTS</b>      | <b>HIGH</b> | <b>GAME</b>                  | <b>LOWS</b> | <b>GAME</b>                  |
|-----------------------|-------------|------------------------------|-------------|------------------------------|
| Points                | 43          | vs. Philadelphia Eagles      | 0           | vs. Arizona Cardinals        |
| Points in a Half      | 24 (twice)  | Last vs. Philadelphia Eagles | 0 (x3)      | Last at Seattle Seahawks     |
| First Downs           | 29          | vs. Philadelphia Eagles      | 10 (twice)  | last vs. Arizona Cardinals   |
| Rushing Attempts      | 39          | vs. Washington Redskins      | 12          | vs. Arizona Cardinals        |
| Rushing Yards         | 252         | at Dallas Cowboys            | 25          | vs. Arizona Cardinals        |
| Passing Attempts      | 51          | vs. Philadelphia Eagles      | 21          | vs. Indianapolis Colts       |
| Pass Completions      | 29          | vs. Philadelphia Eagles      | 11          | vs. Indianapolis Colts       |
| Passing Yards         | 333         | vs. Philadelphia Eagles      | 142         | at Seattle Seahawks          |
| Total Offensive Plays | 91          | vs. Philadelphia Eagles      | 49 (twice)  | last vs. Arizona Cardinals   |
| Total Net Yards       | 455         | vs. Philadelphia Eagles      | 149         | at Seattle Seahawks          |
| Time of Possession    | 39:12       | vs. Philadelphia Eagles      | 20:59       | vs. Arizona Cardinals        |
| Interceptions Thrown  | 2 (x6)      | last vs San Francisco 49ers  | 0 (x4)      | Last at Seattle Seahawks     |
| Sacks Given Up        | 6           | at Arizona Cardinals         | 0 (twice)   | Last vs. San Francisco 49ers |
| Penalties             | 10 (x3)     | last vs. Philadelphia Eagles | 4 (x5)      | Last vs San Francisco 49ers  |
| Yards Penalized       | 112         | vs. New Orleans Saints       | 20          | vs. Indianapolis Colts       |

\* vs. Arizona Cardinals = Oct. 22 matchup in London

\* Weeks 16 and 17 defensive totals are according to press box stats



## 2017 LOS ANGELES RAMS BESTS

|                                       |             |                 |                               |             |                       |
|---------------------------------------|-------------|-----------------|-------------------------------|-------------|-----------------------|
| <b>RUSHING ATTEMPTS</b>               | <b>NO.</b>  | <b>OPPONENT</b> | <b>RECEIVING YARDS</b>        | <b>YDS.</b> | <b>OPPONENT</b>       |
|                                       | 43          | at Seahawks     |                               | 361         | Texans                |
| <b>RUSHING YARDS</b>                  | <b>YDS.</b> | <b>OPPONENT</b> | <b>LONGEST RECEPTION</b>      | <b>YDS.</b> | <b>OPPONENT</b>       |
|                                       | 244         | at Seahawks     |                               | 94          | Texans                |
| <b>YARDS PER CARRY (MIN. 10 ATT.)</b> | <b>YDS.</b> | <b>OPPONENT</b> | <b>FIELD GOALS</b>            | <b>NO.</b>  | <b>OPPONENT</b>       |
|                                       | 5.7         | at Seahawks     |                               | 7           | Cowboys               |
| <b>LONGEST RUSH</b>                   | <b>YDS.</b> | <b>OPPONENT</b> | <b>LONGEST FIELD GOAL</b>     | <b>YDS.</b> | <b>OPPONENT</b>       |
|                                       | 57t         | at Seahawks     |                               | 56          | Jaguars, at Cardinals |
| <b>PASS ATTEMPTS</b>                  | <b>NO.</b>  | <b>OPPONENT</b> | <b>MOST KICKOFF RETURNS</b>   | <b>NO.</b>  | <b>OPPONENT</b>       |
|                                       | 47          | Seahawks        |                               | 4           | x3 last at Cardinals  |
| <b>PASS COMPLETIONS</b>               | <b>NO.</b>  | <b>OPPONENT</b> | <b>LONGEST KICKOFF RETURN</b> | <b>YDS.</b> | <b>OPPONENT</b>       |
|                                       | 28          | Saints          |                               | 103         | Jaguars               |
| <b>PASSING YARDS</b>                  | <b>YDS.</b> | <b>OPPONENT</b> | <b>MOST PUNT RETURNS</b>      | <b>NO.</b>  | <b>OPPONENT</b>       |
|                                       | 361         | Texans          |                               | 7           | at Seahawks           |
| <b>RECEPTIONS</b>                     | <b>NO.</b>  | <b>OPPONENT</b> | <b>LONGEST PUNT RETURN</b>    | <b>YDS.</b> | <b>OPPONENT</b>       |
|                                       | 28          | Saints          |                               | 53          | at Seahawks           |

## 2017 OPPONENTS BESTS

|                                       |             |                 |                               |             |                            |
|---------------------------------------|-------------|-----------------|-------------------------------|-------------|----------------------------|
| <b>RUSHING ATTEMPTS</b>               | <b>NO.</b>  | <b>OPPONENT</b> | <b>RECEIVING YARDS</b>        | <b>YDS.</b> | <b>OPPONENT</b>            |
|                                       | 39          | Redskins        |                               | 333         | Eagles                     |
| <b>RUSHING YARDS</b>                  | <b>YDS.</b> | <b>OPPONENT</b> | <b>LONGEST RECEPTION</b>      | <b>YDS.</b> | <b>OPPONENT</b>            |
|                                       | 229         | Redskins        |                               | 65          | Vikings                    |
| <b>YARDS PER CARRY (MIN. 10 ATT.)</b> | <b>YDS.</b> | <b>OPPONENT</b> | <b>FIELD GOALS</b>            | <b>NO.</b>  | <b>OPPONENT</b>            |
|                                       | 7.0         | Cowboys         |                               | 3           | (3x) Most Recent at Titans |
| <b>LONGEST RUSH</b>                   | <b>YDS.</b> | <b>OPPONENT</b> | <b>LONGEST FIELD GOAL</b>     | <b>YDS.</b> | <b>OPPONENT</b>            |
|                                       | 75          | Jaguars         |                               | 54          | at Cardinals               |
| <b>PASS ATTEMPTS</b>                  | <b>NO.</b>  | <b>OPPONENT</b> | <b>MOST KICKOFF RETURNS</b>   | <b>NO.</b>  | <b>OPPONENT</b>            |
|                                       | 51          | Eagles          |                               | 6           | at Seahawks                |
| <b>PASS COMPLETIONS</b>               | <b>NO.</b>  | <b>OPPONENT</b> | <b>LONGEST KICKOFF RETURN</b> | <b>YDS.</b> | <b>OPPONENT</b>            |
|                                       | 29          | Eagles          |                               | 32          | at Seahawks                |
| <b>PASSING YARDS</b>                  | <b>YDS.</b> | <b>OPPONENT</b> | <b>MOST PUNT RETURNS</b>      | <b>NO.</b>  | <b>OPPONENT</b>            |
|                                       | 333         | Eagles          |                               | 3           | Eagles, vs. 49ers          |
| <b>RECEPTIONS</b>                     | <b>NO.</b>  | <b>OPPONENT</b> | <b>LONGEST PUNT RETURN</b>    | <b>YDS.</b> | <b>OPPONENT</b>            |
|                                       | 29          | Eagles          |                               | 18          | at Seahawks                |

\* vs. Cardinals = Oct. 22 matchup in London

\* at Seattle = Dec. 17 matchup at CenturyLink Field

\* vs. 49ers = Dec. 31 matchup at L.A. Memorial Coliseum



# THE LAST TIME POSTSEASON EDITION...

## TEAM TOTALS

### SHUTOUT

RAMS: 20-0, vs. Dallas (1/04/86)  
OPP: 24-0, @ Chicago (1/12/86)

### 40 POINTS

RAMS: 45, vs. Green Bay (1/20/02)  
OPP: 47, @ Atlanta (1/15/05)

### 50 POINTS

RAMS: Never Happened  
OPP: 51, @ Washington (1/01/84)

### OVERTIME WIN

RAMS: 19-13, @ N.Y. Giants (1/07/90)  
OPP: 29-23, vs. Carolina (1/10/04)

### TWO-POINT ATTEMPT MADE

RAMS: Dane Looker pass from Marc Bulger, vs. Carolina (1/10/04)  
OPP: Leroy Hoard run, vs. Minnesota (1/16/00)

### TWO-POINT ATTEMPT FAILED

RAMS: Kurt Warner pass to Ernie Conwell failed, vs. Philadelphia (1/27/02)  
OPP: Jeff George pass to Andrew Glover failed, vs. Minnesota (1/16/00)

### SAFETY RECORDED

RAMS: C Tony Mayberry fumbles ball out of bounds in end zone, @ Tampa Bay (1/23/00)  
OPP: Brady Smith sacked Marc Bulger in the end zone, @ Atlanta (1/15/05)

## OFFENSIVE TOTALS

### 200 YARDS IN RUSHING OFFENSE

RAMS: 269, vs. Dallas (1/04/86)  
OPP: 327, @ Atlanta (1/15/05)

### 300 YARDS IN RUSHING OFFENSE

RAMS: Never Happened  
OPP: 327, @ Atlanta (1/15/05)

### 400 YARDS IN TOTAL OFFENSE

RAMS: 427, vs. New England (2/03/02)  
OPP: 413, @ Seattle (1/08/05)

### 500 YARDS IN TOTAL OFFENSE

RAMS: Never Happened  
OPP: 528, @ Dallas (12/28/80)

### 600 YARDS IN TOTAL OFFENSE

RAMS: Never Happened  
OPP: Never Happened

### 100 YARDS RUSHING

RAMS: 159, Marshall Faulk, vs. Philadelphia (1/27/02)  
OPP: 142, Warrick Dunn, @ Atlanta (1/15/05)  
119, Michael Vick, @ Atlanta (1/15/05)

### 200 YARDS RUSHING

RAMS: 248, Eric Dickerson, vs. Dallas (1/04/86)  
OPP: Never Happened

### 300 YARDS PASSING

RAMS: 313, Marc Bulger, @ Seattle (1/08/05)  
OPP: 341, Matt Hasselbeck, @ Seattle (1/08/05)

### 400 YARDS PASSING

RAMS: 414, Kurt Warner, vs. Tennessee (1/30/00)  
OPP: 423, Jeff George, vs. Minnesota (1/16/00)



# THE LAST TIME POSTSEASON EDITION...

## OFFENSIVE TOTALS CONTINUED

### 100 YARDS RECEIVING

RAMS: 128, Kevin Curtis, @ Atlanta (1/15/05)  
OPP: 128, Darrell Jackson, @ Seattle (1/08/05)

### 200 YARDS RECEIVING

RAMS: Never Happened  
OPP: Never Happened

### 300 YARDS RECEIVING

RAMS: Never Happened  
OPP: Never Happened

### THREE TOUCHDOWNS IN A GAME

RAMS: Tom Fears (3 receiving), vs. San Chicago (12/17/50)  
OPP: Willie Jackson (3 receiving), @ New Orleans (12/30/00)

### THREE RUSHING TOUCHDOWNS IN A GAME

RAMS: Never Happened  
OPP: John Riggins, @ Washington (1/01/84)

### THREE RECEIVING TOUCHDOWNS IN A GAME

RAMS: Tom Fears, vs. Chicago (12/17/50)  
OPP: Willie Jackson, @ New Orleans (12/30/00)

### THREE PASSING TOUCHDOWNS IN A GAME

RAMS: Kurt Warner, vs. Minnesota (1/16/00)  
OPP: Jeff George, vs. Minnesota (1/16/00)

### FOUR TOUCHDOWNS IN A GAME

RAMS: Never Happened  
OPP: Never Happened

### FOUR RUSHING TOUCHDOWNS IN A GAME

RAMS: Never Happened  
OPP: Never Happened

### FOUR RECEIVING TOUCHDOWNS IN A GAME

RAMS: Never Happened  
OPP: Never Happened

### FOUR PASSING TOUCHDOWNS IN A GAME

RAMS: Kurt Warner, vs. Minnesota (1/16/00)  
OPP: Jeff George, vs. Minnesota (1/16/00)

### FIVE PASSING TOUCHDOWNS IN A GAME

RAMS: Kurt Warner, vs. Minnesota (1/16/00)  
OPP: Never Happened

### TWO 100-YARD RECEIVERS, SAME GAME

RAMS: 108, Torry Holt @ Seattle (1/08/05)  
107, Kevin Curtis  
OPP: 188, Randy Moss, vs. Minnesota (1/16/00)  
106, Chris Carter

### THREE 100-YARD RECEIVERS, SAME GAME

RAMS: Never Happened  
OPP: Never Happened



# THE LAST TIME POSTSEASON EDITION...

## OFFENSIVE TOTALS CONTINUED

### 100-YARD RUSHER, 100-YARD RECEIVER, SAME GAME

|       |                      |                      |                                 |
|-------|----------------------|----------------------|---------------------------------|
| RAMS: | <b>Cullen Bryant</b> | <b>100 rushing</b>   | <b>vs. Minnesota (12/31/78)</b> |
|       | <b>Ron Jessie</b>    | <b>108 receiving</b> |                                 |
| OPP:  | <b>John Riggins</b>  | <b>119 rushing</b>   | <b>@ Washington (1/01/84)</b>   |
|       | <b>Charlie Brown</b> | <b>171 receiving</b> |                                 |

### TWO 100-YARD RUSHERS, SAME GAME

|       |  |  |  |
|-------|--|--|--|
| RAMS: | Never Happened                         |  |  |
| OPP:  | 142, Warrick Dunn, @ Atlanta (1/15/05) |  |  |
|       | 119, Michael Vick                      |  |  |

### 300-YARD PASSER, 100-YARD RECEIVER, SAME GAME

|       |                        |                      |                            |
|-------|------------------------|----------------------|----------------------------|
| RAMS: | <b>Marc Bulger</b>     | <b>313 passing</b>   | <b>@ Seattle (1/08/05)</b> |
|       | <b>Torry Holt</b>      | <b>108 receiving</b> |                            |
|       | <b>Kevin Curtis</b>    | <b>107 receiving</b> |                            |
| OPP:  | <b>Matt Hasselbeck</b> | <b>341 passing</b>   | <b>@ Seattle (1/08/05)</b> |
|       | <b>Darrell Jackson</b> | <b>128 receiving</b> |                            |

### 300-YARD PASSER, 100-YARD RECEIVER, 100-YARD RUSHER, SAME GAME

|       |                      |                      |                               |
|-------|----------------------|----------------------|-------------------------------|
| RAMS: | Never Happened       |                      |                               |
| OPP:  | <b>Joe Theismann</b> | <b>302 passing</b>   | <b>@ Washington (1/01/84)</b> |
|       | <b>Charlie Brown</b> | <b>171 receiving</b> |                               |
|       | <b>John Riggins</b>  | <b>119 rushing</b>   |                               |

### 300-YARD PASSER, TWO 100-YARD RECEIVERS, SAME GAME

|       |                     |                      |                                |
|-------|---------------------|----------------------|--------------------------------|
| RAMS: | <b>Marc Bulger</b>  | <b>313 passing</b>   | <b>@ Seattle (1/08/05)</b>     |
|       | <b>Torry Holt</b>   | <b>108 receiving</b> |                                |
|       | <b>Kevin Curtis</b> | <b>107 receiving</b> |                                |
| OPP:  | <b>Jeff George</b>  | <b>423 passing</b>   | <b>vs. Minnesota (1/01/00)</b> |
|       | <b>Randy Moss</b>   | <b>188 receiving</b> |                                |
|       | <b>Chris Carter</b> | <b>106 receiving</b> |                                |

### 300-YARD PASSER, THREE 100-YARD RECEIVERS, SAME GAME

|       |                |  |  |
|-------|----------------|--|--|
| RAMS: | Never Happened |  |  |
| OPP:  | Never Happened |  |  |

### 300-YARD PASSER, 100-YARD RUSHER, TWO 100-YARD RECEIVERS, SAME GAME

|       |                |  |  |
|-------|----------------|--|--|
| RAMS: | Never Happened |  |  |
| OPP:  | Never Happened |  |  |

### 300-YARD PASSER, 100-YARD RUSHER, THREE 100-YARD RECEIVERS, SAME GAME

|       |                |  |  |
|-------|----------------|--|--|
| RAMS: | Never Happened |  |  |
| OPP:  | Never Happened |  |  |



# THE LAST TIME POSTSEASON EDITION...

## DEFENSIVE TOTALS

### SIX OR MORE TEAM SACKS IN A GAME

RAMS: 7, @ Dallas (12/23/73)  
OPP: Never Happened

### THREE OR MORE INDIVIDUAL SACKS IN A GAME

RAMS: 3, Kevin Greene, @ Minnesota (12/26/88)  
OPP: Never Happened

### TWO INTERCEPTIONS IN A GAME

RAMS: 2, Aeneas Williams, vs. Green Bay (1/20/02)  
2, Tommy Polley, vs. Green Bay (1/20/02)  
OPP: 2, Sammy Knight, @ New Orleans (12/30/00)

### THREE INTERCEPTIONS IN A GAME

RAMS: Never Happened  
OPP: Never Happened

### INTERCEPTION RETURNED FOR A TOUCHDOWN

RAMS: 34, Tommy Polley, vs. Green Bay (1/20/02)  
32, Aeneas Williams, vs. Green Bay (1/20/02)  
29, Aeneas Williams, vs. Green Bay (1/20/02)  
OPP: 47, Ty Law, vs. New England (2/03/02)

### FUMBLE RETURNED FOR A TOUCHDOWN

RAMS: Never Happened  
OPP: 0, Muhsin Muhammed, vs. Carolina (1/10/04)

## SPECIAL TEAMS TOTALS

### KICKOFF RETURNED FOR A TOUCHDOWN

RAMS: 95, Tony Horne, vs. Minnesota (1/16/00)  
OPP: Never Happened

### PUNT RETURNED FOR A TOUCHDOWN

RAMS: 56, Vitamin Smith, @ Detroit (12/21/52)  
OPP: 68, Allen Rossum, @ Atlanta (1/15/05)

### PUNT BLOCKED

RAMS: Never Happened  
OPP: Glen Walker punt blocked by Vikings, vs. Minnesota (12/31/78)

### BLOCKED PUNT RETURNED FOR A TOUCHDOWN

RAMS: Never Happened  
OPP: Bob Waterfield punt blocked by Leo Skladany, vs. Philadelphia (12/18/49)

### BLOCKED FIELD GOAL ATTEMPT RETURNED FOR A TOUCHDOWN

RAMS: Never Happened  
OPP: Bobby Bryant, vs. Minnesota (12/26/76)  
90-yard return of Fred Cox attempt

### FOUR OR MORE FIELD GOALS

RAMS: 5, Jeff Wilkins, vs. Carolina (1/10/04)  
OPP: 4, Jess Atkinson, @ Washington (12/28/86)

### PAT ATTEMPT FAILED

RAMS: Frank Corral, @ Dallas (12/28/80)  
OPP: Jim Bakken, @ St. Louis (12/27/75)





# THE LAST TIME...

## TEAM TOTALS

### SHUTOUT

RAMS: 33-0, vs. Arizona (10/22/17)  
OPP: 27-0, @ Pittsburgh (12/24/11)

### 40 POINTS

RAMS: 42, @ Seattle (12/17/17)  
OPP: 43, vs. Philadelphia (12/10/17)

### 50 POINTS

RAMS: 51, @ New York Giants (11/5/17)  
OPP: 54, @ Kansas City (10/22/00)

### OVERTIME WIN

RAMS: 34-31, vs. Seattle (9/13/15)  
OPP: 19-16, @ San Francisco (1/3/16)

### TWO-POINT ATTEMPT MADE

RAMS: Jared Cook pass from Nick Foles, vs. San Francisco (11/1/15)  
OPP: Colin Kaepernick run, vs. San Francisco (12/24/16)

### TWO-POINT ATTEMPT FAILED

RAMS: Case Keenum rush failed, @ Tampa Bay (9/25/16)  
OPP: Nick Foles run failed, vs. Philadelphia (12/10/17)

### SAFETY RECORDED

RAMS: Russell Wilson's pass was ruled as intentional grounding in the end zone, @ Seattle (12/17/17)  
OPP: John Abraham sacked Kellen Clemens in the end zone, @ Arizona (12/8/13)

## OFFENSIVE TOTALS

### 200 YARDS IN RUSHING OFFENSE

RAMS: 244, @ Seattle (12/17/17)  
OPP: 229, vs. Washington (9/17/17)

### 300 YARDS IN RUSHING OFFENSE

RAMS: 337, vs. Carolina (11/11/01)  
OPP: 352, @ Philadelphia (10/5/14)

### 400 YARDS IN TOTAL OFFENSE

RAMS: 402, @ Tennessee (12/24/17)  
OPP: 463, vs. San Francisco (12/31/17)

### 500 YARDS IN TOTAL OFFENSE

RAMS: 524, vs. San Diego (10/10/02)  
OPP: 555 @ New Orleans (11/27/16)

### 600 YARDS IN TOTAL OFFENSE

RAMS: 614, vs. San Diego (10/1/00)  
OPP: Never Happened

### 100 YARDS RUSHING

RAMS: 118, Todd Gurley II, @ Tennessee (12/24/17)  
OPP: 130, Leonard Fournette, @ Jacksonville (10/16/17)

### 200 YARDS RUSHING

RAMS: 202, Marshall Faulk, @ Carolina (12/23/01)  
OPP: 212, Adrian Peterson, vs. Minnesota (12/16/12)

### 300 YARDS PASSING

RAMS: 301, Jared Goff, @ Tennessee (12/24/17)  
OPP: 332, Brian Hoyer, @ San Francisco (9/21/17)

### 400 YARDS PASSING

RAMS: 442, Marc Bulger, @ NY Giants (10/2/05)  
OPP: 405, Jameis Winston, @ Tampa Bay (9/25/16)



# THE LAST TIME...

## OFFENSIVE TOTALS CONTINUED

### 100 YARDS RECEIVING

RAMS: 158, Todd Gurley II, @ Tennessee (12/24/17)  
OPP: 100, George Kittle, vs. San Francisco (12/31/17)

### 200 YARDS RECEIVING

RAMS: 200, Torry Holt, @ San Francisco (11/3/03)  
OPP: 204, Plaxico Burress, @ NY Giants (10/2/05)

### 300 YARDS RECEIVING

RAMS: 336 (NFL RECORD), Willie "Flipper" Anderson, vs. New Orleans (11/26/89)  
OPP: Never Happened

### THREE TOUCHDOWNS IN A GAME

RAMS: Todd Gurley II (2 rushing, 1 receiving), @ San Francisco (9/21/17)  
OPP: Maurice Jones-Drew (3 rushing), @ Jacksonville (10/18/09)

### THREE RUSHING TOUCHDOWNS IN A GAME

RAMS: Todd Gurley II, @ Seattle (12/17/17)  
OPP: Maurice Jones-Drew, @ Jacksonville (10/18/09)

### THREE RECEIVING TOUCHDOWNS IN A GAME

RAMS: Torry Holt, vs. Seattle (10/15/06)  
OPP: Torrey Smith, vs. Baltimore (9/25/11)

### THREE PASSING TOUCHDOWNS IN A GAME

RAMS: Jared Goff, @ Tennessee (12/24/17)  
OPP: Carson Palmer, vs. Arizona (1/1/17)

### FOUR TOUCHDOWNS IN A GAME

RAMS: Todd Gurley II (3 rushing, 1 receiving), @ Seattle (12/17/17)  
OPP: Ron Moore (4 rushing), @ Phoenix (12/4/93)

### FOUR RUSHING TOUCHDOWNS IN A GAME

RAMS: Marshall Faulk, vs. Minnesota (12/10/00)  
OPP: Ron Moore, @ Phoenix (12/4/93)

### FOUR RECEIVING TOUCHDOWNS IN A GAME

RAMS: Isaac Bruce, vs. San Francisco (10/10/99)  
OPP: Mike Ditka, vs. Chicago (10/13/63)

### FOUR PASSING TOUCHDOWNS IN A GAME

RAMS: Jared Goff, @ Tennessee (12/24/17)  
OPP: Carson Wentz, vs. Philadelphia (12/10/17)

### FIVE PASSING TOUCHDOWNS IN A GAME

RAMS: Kurt Warner, vs. San Francisco (10/10/99)  
OPP: Dan Marino, vs. Miami (12/14/86)

### TWO 100-YARD RECEIVERS, SAME GAME

RAMS: 108, Robert Woods @ San Francisco (9/21/17)  
106, Sammy Watkins  
OPP: 132, Mike Evans, @ Tampa Bay (9/25/16)  
100, Adam Humphries

### THREE 100-YARD RECEIVERS, SAME GAME

RAMS: 167, Isaac Bruce @ San Diego (10/1/00)  
114, Marshall Faulk  
104, Az-Zahir Hakim  
OPP: 106, DeSean Jackson @ Philadelphia (9/7/08)  
104, Greg Lewis  
102, Hank Baskett



# THE LAST TIME...

## OFFENSIVE TOTALS CONTINUED

### 100-YARD RUSHER, 100-YARD RECEIVER, SAME GAME

|       |                       |                      |                          |
|-------|-----------------------|----------------------|--------------------------|
| RAMS: | <b>Todd Gurley II</b> | <b>118 rushing</b>   | @ Tennessee (12/24/17)   |
|       | <b>Todd Gurley II</b> | <b>158 receiving</b> |                          |
| OPP:  | Mark Ingram           | 146 rushing          | @ New Orleans (11/27/16) |
|       | Michael Thomas        | 108 receiving        |                          |

### TWO 100-YARD RUSHERS, SAME GAME

|       |   |
|-------|---|
| RAMS: | 183, Marshall Faulk, vs. Carolina (11/11/01)  |
|       | 145, Trung Candidate                          |
| OPP:  | 136, Clinton Portis, vs. Washington (12/4/05) |
|       | 118, Rock Cartwright                          |

### 300-YARD PASSER, 100-YARD RECEIVER, SAME GAME

|       |                       |                      |                           |
|-------|-----------------------|----------------------|---------------------------|
| RAMS: | <b>Jared Goff</b>     | <b>301 passing</b>   | @ Tennessee (12/24/17)    |
|       | <b>Todd Gurley II</b> | <b>158 receiving</b> |                           |
| OPP:  | Brian Hoyer           | 332 passing          | @ San Francisco (9/21/17) |
|       | Pierre Garcon         | 142 receiving        |                           |

### 300-YARD PASSER, 100-YARD RECEIVER, 100-YARD RUSHER, SAME GAME

|       |                |               |                          |
|-------|----------------|---------------|--------------------------|
| RAMS: | Jared Goff     | 301 passing   | @ Tennessee (12/24/17)   |
|       | Todd Gurley II | 158 receiving |                          |
|       | Todd Gurley II | 118 rushing   |                          |
| OPP:  | Drew Brees     | 310 passing   | @ New Orleans (11/27/16) |
|       | Michael Thomas | 108 receiving |                          |
|       | Mark Ingram    | 146 rushing   |                          |

### 300-YARD PASSER, TWO 100-YARD RECEIVERS, SAME GAME

|       |                |               |                           |
|-------|----------------|---------------|---------------------------|
| RAMS: | Marc Bulger    | 388 passing   | vs. Washington (12/24/06) |
|       | Isaac Bruce    | 148 receiving |                           |
|       | Steven Jackson | 102 receiving |                           |
| OPP:  | Jameis Winston | 405 passing   | @ Tampa Bay (9/25/16)     |
|       | Mike Evans     | 132 receiving |                           |
|       | Adam Humphries | 100 receiving |                           |

### 300-YARD PASSER, THREE 100-YARD RECEIVERS, SAME GAME

|       |                |               |                         |
|-------|----------------|---------------|-------------------------|
| RAMS: | Kurt Warner    | 390 passing   | @ San Diego (10/1/00)   |
|       | Isaac Bruce    | 167 receiving |                         |
|       | Marshall Faulk | 116 receiving |                         |
|       | Az-Zahir Hakim | 104 receiving |                         |
| OPP:  | Donovan McNabb | 361 passing   | @ Philadelphia (9/7/08) |
|       | DeSean Jackson | 106 receiving |                         |
|       | Greg Lewis     | 104 receiving |                         |
|       | Hank Baskett   | 102 receiving |                         |

### 300-YARD PASSER, 100-YARD RUSHER, TWO 100-YARD RECEIVERS, SAME GAME

|       |                   |               |                           |
|-------|-------------------|---------------|---------------------------|
| RAMS: | Marc Bulger       | 388 passing   | vs. Washington (12/24/06) |
|       | Steven Jackson    | 150 rushing   |                           |
|       | Isaac Bruce       | 148 receiving |                           |
|       | Steven Jackson    | 102 receiving |                           |
| OPP:  | Eli Manning       | 390 passing   | vs. NY Giants (12/21/14)  |
|       | Odell Beckham Jr. | 148 receiving |                           |
|       | Rueben Randle     | 132 receiving |                           |
|       | Andre Williams    | 110 rushing   |                           |

### 300-YARD PASSER, 100-YARD RUSHER, THREE 100-YARD RECEIVERS, SAME GAME

|       |                |               |                       |
|-------|----------------|---------------|-----------------------|
| RAMS: | Kurt Warner    | 390 passing   | @ San Diego (10/1/00) |
|       | Justin Watson  | 102 rushing   |                       |
|       | Isaac Bruce    | 167 receiving |                       |
|       | Marshall Faulk | 116 receiving |                       |
|       | Az-Zahir Hakim | 104 receiving |                       |
| OPP:  | Never Happened |               |                       |



# THE LAST TIME...

## DEFENSIVE TOTALS

### SIX OR MORE TEAM SACKS IN A GAME

RAMS: 7, @ Seattle (12/17/17)  
OPP: 7, vs. Arizona (1/1/17)

### THREE OR MORE INDIVIDUAL SACKS IN A GAME

RAMS: 3, Aaron Donald, @ Seattle (12/17/17)  
OPP: 3, Vic Beasley, vs. Atlanta (12/11/16)

### TWO INTERCEPTIONS IN A GAME

RAMS: 2, Kevin Peterson, vs. San Francisco (12/31/17)  
OPP: 2, Landon Collins, vs. New York Giants (10/23/16)  
2, Dominique Rodgers-Cromartie, vs. New York Giants (10/23/16)

### THREE INTERCEPTIONS IN A GAME

RAMS: 3, Keith Lyle, @ Atlanta (12/15/96)  
OPP: 3, Ron Bolton, @ Cleveland (11/27/77)

### INTERCEPTION RETURNED FOR A TOUCHDOWN

RAMS: 41, Alec Ogletree, @ Arizona (12/3/17)  
OPP: 66, Justin Bethel, vs. Arizona (1/1/17)

### FUMBLE RETURNED FOR A TOUCHDOWN

RAMS: 77, Ethan Westbrooks, @ Tampa Bay (9/25/16)  
OPP: 21, Vic Beasley, vs. Atlanta (12/11/16)

## SPECIAL TEAMS TOTALS

### KICKOFF RETURNED FOR A TOUCHDOWN

RAMS: 103, Pharoh Cooper, @ Jacksonville (10/16/17)  
OPP: 99, Knile Davis, @ Kansas City (10/26/14)

### PUNT RETURNED FOR A TOUCHDOWN

RAMS: 75, Tavon Austin, vs. Seattle (9/13/15)  
OPP: 57, Tyler Lockett, vs. Seattle (9/13/15)

### PUNT BLOCKED

RAMS: Mike Thomas (D. Jones), vs. Philadelphia (12/10/17)  
OPP: James Casey (Hekker), @ Philadelphia (10/5/14)

### BLOCKED PUNT RETURNED FOR A TOUCHDOWN

RAMS: Blake Countess, vs. Philadelphia (12/10/17)  
16-yard return of Donnie Jones punt; Blocked by Mike Thomas  
OPP: Chris Maragos, @ Philadelphia (10/5/14)  
10-yard return of Johnny Hekker punt; Blocked by James Casey

### FIELD GOAL ATTEMPT BLOCKED

RAMS: Michael Brockers (P. Dawson), @ Arizona (12/3/17)  
OPP: Dontae Johnson (G. Zuerlein), @ San Francisco (1/3/16)

### BLOCKED FIELD GOAL ATTEMPT RETURNED FOR A TOUCHDOWN

RAMS: LeRoy Irvin, vs. San Francisco (9/14/86)  
65-yard return of Ray Wersching 44-yard attempt; Blocked by Jerry Gray; Mike Wilcher recovered and lateraled to Irvin  
OPP: Kevin Ross, vs. Atlanta (10/12/95)  
83-yard return of Steve McLaughlin 28-yard attempt; Blocked by Roger Harper

### FOUR OR MORE FIELD GOALS

RAMS: 4, Greg Zuerlein, @ Arizona (12/3/17)  
OPP: 4, Stephen Gostkowski, @ New England (12/4/16)

### PAT BLOCKED

RAMS: Tyrunn Walker (P. Dawson), @ Arizona (12/3/17)  
OPP: Lawrence Guy, @ Baltimore (11/22/15)

### PAT ATTEMPT FAILED

RAMS: Sam Ficken, @ Tennessee (12/24/17)  
OPP: Phil Dawson, @ Arizona (12/3/17)



# 2017 LOS ANGELES RAMS EXPLOSIVES

## PASSING EXPLOSIVE PLAYS (20+ YARDS)

| LOS ANGELES RAMS |                |               |     |          |           |
|------------------|----------------|---------------|-----|----------|-----------|
| YDS              | RECEIVER       | PASSER        | QTR | DATE     | TEAM      |
| 21               | Robert Woods   | Jared Goff    | 1   | 9/10/17  | Colts     |
| 24               | Cooper Kupp    | Jared Goff    | 2   | 9/10/17  | Colts     |
| 39               | Gerald Everett | Jared Goff    | 2   | 9/10/17  | Colts     |
| 24               | Sammy Watkins  | Jared Goff    | 2   | 9/10/17  | Colts     |
| 23               | Todd Gurley II | Jared Goff    | 2   | 9/10/17  | Colts     |
| 27               | Robert Woods   | Jared Goff    | 3   | 9/10/17  | Colts     |
| 28               | Cooper Kupp    | Jared Goff    | 4   | 9/10/17  | Colts     |
| 69               | Gerald Everett | Jared Goff    | 2   | 9/17/17  | Redskins  |
| 28               | Todd Gurley II | Jared Goff    | 2   | 9/17/17  | Redskins  |
| 28               | Sammy Watkins  | Jared Goff    | 3   | 9/17/17  | Redskins  |
| 24               | Gerald Everett | Jared Goff    | 3   | 9/17/17  | Redskins  |
| 28               | Josh Reynolds  | Johnny Hekker | 4   | 9/17/17  | Redskins  |
| 31               | Robert Woods   | Jared Goff    | 1   | 9/21/17  | 49ers     |
| 21               | Robert Woods   | Jared Goff    | 1   | 9/21/17  | 49ers     |
| 22               | Sammy Watkins  | Jared Goff    | 2   | 9/21/17  | 49ers     |
| 47               | Sammy Watkins  | Jared Goff    | 3   | 9/21/17  | 49ers     |
| 25               | Robert Woods   | Jared Goff    | 3   | 9/21/17  | 49ers     |
| 27               | Todd Gurley II | Jared Goff    | 4   | 9/21/17  | 49ers     |
| 29               | Tyler Higbee   | Jared Goff    | 1   | 10/1/17  | Cowboys   |
| 53t              | Todd Gurley II | Jared Goff    | 3   | 10/1/17  | Cowboys   |
| 24               | Cooper Kupp    | Jared Goff    | 4   | 10/1/17  | Cowboys   |
| 22               | Tyler Higbee   | Jared Goff    | 1   | 10/8/17  | Seahawks  |
| 29               | Tyler Higbee   | Jared Goff    | 4   | 10/8/17  | Seahawks  |
| 35               | Tyler Higbee   | Jared Goff    | 4   | 10/8/17  | Seahawks  |
| 20               | Robert Woods   | Jared Goff    | 4   | 10/8/17  | Seahawks  |
| 22               | Robert Woods   | Jared Goff    | 1   | 10/16/17 | Jaguars   |
| 20               | Robert Woods   | Jared Goff    | 3   | 10/16/17 | Jaguars   |
| 22               | Cooper Kupp    | Jared Goff    | 4   | 10/16/17 | Jaguars   |
| 35               | Todd Gurley II | Jared Goff    | 2   | 10/22/17 | Cardinals |
| 44               | Gerald Everett | Jared Goff    | 1   | 11/5/17  | Giants    |
| 52t              | Robert Woods   | Jared Goff    | 2   | 11/5/17  | Giants    |
| 67t              | Sammy Watkins  | Jared Goff    | 2   | 11/5/17  | Giants    |
| 35               | Cooper Kupp    | Jared Goff    | 3   | 11/5/17  | Giants    |
| 44               | Todd Gurley II | Jared Goff    | 3   | 11/5/17  | Giants    |
| 43               | Todd Gurley II | Jared Goff    | 2   | 11/12/17 | Texans    |
| 94t              | Robert Woods   | Jared Goff    | 3   | 11/12/17 | Texans    |
| 24               | Sammy Watkins  | Jared Goff    | 3   | 11/12/17 | Texans    |
| 30               | Robert Woods   | Jared Goff    | 4   | 11/12/17 | Texans    |
| 23               | Cooper Kupp    | Jared Goff    | 1   | 11/19/17 | Vikings   |
| 23               | Robert Woods   | Jared Goff    | 2   | 11/19/17 | Vikings   |
| 24               | Sammy Watkins  | Jared Goff    | 1   | 11/26/17 | Saints    |
| 31               | Todd Gurley II | Jared Goff    | 2   | 11/26/17 | Saints    |
| 53               | Cooper Kupp    | Jared Goff    | 2   | 11/26/17 | Saints    |
| 31               | Sammy Watkins  | Jared Goff    | 2   | 11/26/17 | Saints    |
| 22               | Sammy Watkins  | Jared Goff    | 3   | 11/26/17 | Saints    |
| 38               | Tyler Higbee   | Jared Goff    | 3   | 11/26/17 | Saints    |
| 25               | Cooper Kupp    | Jared Goff    | 1   | 12/3/17  | Cardinals |
| 20               | Cooper Kupp    | Jared Goff    | 1   | 12/3/17  | Cardinals |
| 23               | Todd Gurley II | Jared Goff    | 2   | 12/3/17  | Cardinals |
| 33               | Todd Gurley II | Jared Goff    | 4   | 12/3/17  | Cardinals |
| 25               | Cooper Kupp    | Jared Goff    | 2   | 12/10/17 | Eagles    |
| 20               | Todd Gurley II | Jared Goff    | 3   | 12/10/17 | Eagles    |
| 23               | Cooper Kupp    | Jared Goff    | 3   | 12/10/17 | Eagles    |
| 80t              | Todd Gurley II | Jared Goff    | 2   | 12/24/17 | Titans    |
| 26               | Pharoh Cooper  | Sean Mannion  | 2   | 12/31/17 | 49ers     |
| 50               | Michael Thomas | Sean Mannion  | 2   | 12/31/17 |           |

| OPPONENTS |                    |                 |     |          |           |
|-----------|--------------------|-----------------|-----|----------|-----------|
| YDS       | RECEIVER           | PASSER          | QTR | DATE     | TEAM      |
| 21        | Jack Doyle         | Scott Tolzien   | 1   | 9/10/17  | Colts     |
| 20        | Jack Doyle         | Scott Tolzien   | 1   | 9/10/17  | Colts     |
| 21        | Marlon Mack        | Scott Tolzien   | 1   | 9/10/17  | Colts     |
| 32        | T.Y. Hilton        | Scott Tolzien   | 2   | 9/10/17  | Colts     |
| 50        | Donte Moncrief     | Jacoby Brissett | 4   | 9/10/17  | Colts     |
| 21        | Jamison Crowder    | Kirk Cousins    | 1   | 9/17/17  | Redskins  |
| 23        | Terrelle Pryor Sr. | Kirk Cousins    | 4   | 9/17/17  | Redskins  |
| 30        | Pierre Garcon      | Brian Hoyer     | 1   | 9/21/17  | 49ers     |
| 34        | Kyle Juszczyk      | Brian Hoyer     | 2   | 9/21/17  | 49ers     |
| 50        | Marquise Goodwin   | Brian Hoyer     | 3   | 9/21/17  | 49ers     |
| 59        | Pierre Garcon      | Brian Hoyer     | 4   | 9/21/17  | 49ers     |
| 36        | Dez Bryant         | Dak Prescott    | 1   | 10/1/17  | Cowboys   |
| 31        | Ezekiel Elliott    | Dak Prescott    | 2   | 10/1/17  | Cowboys   |
| 28t       | James Hanna        | Dak Prescott    | 4   | 10/1/17  | Cowboys   |
| 21        | J.D. McKissic      | Russell Wilson  | 3   | 10/8/17  | Seahawks  |
| 22t       | Chris Ivory        | Blake Bortles   | 1   | 10/16/17 | Jaguars   |
| 21        | Marqise Lee        | Blake Bortles   | 2   | 10/16/17 | Jaguars   |
| 20        | Marqise Lee        | Blake Bortles   | 4   | 10/16/17 | Jaguars   |
| 21        | Ben Koyack         | Blake Bortles   | 4   | 10/16/17 | Jaguars   |
| 21        | Jaron Brown        | Carson Palmer   | 1   | 10/22/17 | Cardinals |
| 25        | Kerwynn Williams   | Drew Stanton    | 3   | 10/22/17 | Cardinals |
| 27        | J.J. Nelson        | Drew Stanton    | 4   | 10/22/17 | Cardinals |
| 21        | Evan Engram        | Eli Manning     | 2   | 11/5/17  | Giants    |
| 26        | Evan Engram        | Eli Manning     | 2   | 11/5/17  | Giants    |
| 37        | Sterling Shepard   | Eli Manning     | 4   | 11/5/17  | Giants    |
| 26t       | Bruce Ellington    | Tom Savage      | 2   | 11/12/17 | Texans    |
| 32        | DeAndre Hopkins    | Tom Savage      | 3   | 11/12/17 | Texans    |
| 36        | DeAndre Hopkins    | Tom Savage      | 4   | 11/12/17 | Texans    |
| 28        | Kyle Rudolph       | Case Keenum     | 2   | 11/19/17 | Vikings   |
| 23        | Jarius Wright      | Case Keenum     | 3   | 11/19/17 | Vikings   |
| 25        | Adam Thielen       | Case Keenum     | 3   | 11/19/17 | Vikings   |
| 65t       | Adam Thielen       | Case Keenum     | 4   | 11/19/17 | Vikings   |
| 24        | Michael Thomas     | Drew Brees      | 1   | 11/26/17 | Saints    |
| 21        | Alvin Kamara       | Drew Brees      | 2   | 11/26/17 | Saints    |
| 33        | Alvin Kamara       | Drew Brees      | 3   | 11/26/17 | Saints    |
| 25        | Ted Ginn Jr.       | Drew Brees      | 4   | 11/26/17 | Saints    |
| 26        | J.J. Nelson        | Blaine Gabbert  | 2   | 12/3/17  | Cardinals |
| 20        | Larry Fitzgerald   | Blaine Gabbert  | 3   | 12/3/17  | Cardinals |
| 27        | Ricky Seals-Jones  | Blaine Gabbert  | 4   | 12/3/17  | Cardinals |
| 28        | Corey Clement      | Carson Wentz    | 1   | 12/10/17 | Eagles    |
| 20        | Trey Burton        | Carson Wentz    | 1   | 12/10/17 | Eagles    |
| 46        | Torrey Smith       | Carson Wentz    | 2   | 12/10/17 | Eagles    |
| 24        | Torrey Smith       | Carson Wentz    | 3   | 12/10/17 | Eagles    |
| 26        | J.D. McKissic      | Russell Wilson  | 2   | 12/17/17 | Seahawks  |
| 26t       | Luke Wilson        | Russell Wilson  | 3   | 12/17/17 | Seahawks  |
| 37        | Corey Davis        | Marcus Mariotta | 3   | 12/24/17 | Titans    |
| 25        | Rishard Matthews   | Marcus Mariotta | 3   | 12/24/17 | Titans    |
| 25        | Eric Decker        | Marcus Mariotta | 3   | 12/24/17 | Titans    |
| 23        | Rishard Matthews   | Marcus Mariotta | 3   | 12/24/17 | Titans    |
| 44        | George Kittle      | Jimmy Garoppolo | 1   | 12/31/17 | 49ers     |
| 20        | Marquise Goodwin   | Jimmy Garoppolo | 1   | 12/31/17 | 49ers     |
| 35        | George Kittle      | Jimmy Garoppolo | 2   | 12/31/17 | 49ers     |
| 28        | Garrett Celek      | Jimmy Garoppolo | 3   | 12/31/17 | 49ers     |
| 32        | Matt Brieda        | Jimmy Garoppolo | 4   | 12/31/17 | 49ers     |



# 2017 LOS ANGELES RAMS EXPLOSIVES

## RUSHING EXPLOSIVE PLAYS (20+ YARDS)

| LOS ANGELES RAMS |                |     |          |          | OPPONENTS |                   |     |          |           |
|------------------|----------------|-----|----------|----------|-----------|-------------------|-----|----------|-----------|
| YDS              | RUSHER         | QTR | DATE     | TEAM     | YDS       | RUSHER            | QTR | DATE     | TEAM      |
| 29               | Todd Gurley II | 4   | 9/21/17  | 49ers    | 24        | Marlon Mack       | 4   | 9/10/17  | Colts     |
| 20               | Todd Gurley II | 4   | 9/21/17  | 49ers    | 21        | Rob Kelley        | 1   | 9/17/17  | Redskins  |
| 27t              | Tavon Austin   | 2   | 10/8/17  | Seahawks | 61t       | Chris Thompson    | 2   | 9/17/17  | Redskins  |
| 22               | Jared Goff     | 3   | 10/8/17  | Seahawks | 20        | Carlos Hyde       | 1   | 9/21/17  | 49ers     |
| 36               | Todd Gurley II | 1   | 11/5/17  | Giants   | 70        | Alfred Morris     | 2   | 10/1/17  | Cowboys   |
| 21               | Tavon Austin   | 3   | 11/5/17  | Giants   | 75t       | Leonard Fournette | 1   | 10/16/17 | Jaguars   |
| 34               | Todd Gurley II | 4   | 11/12/17 | Texans   | 24        | Orleans Darkwa    | 1   | 11/5/17  | Giants    |
| 21               | Todd Gurley II | 3   | 11/26/17 | Saints   | 21        | Lamar Miller      | 2   | 11/12/17 | Texans    |
| 30               | Todd Gurley II | 1   | 12/10/17 | Eagles   | 25        | Latavius Murray   | 3   | 11/19/17 | Vikings   |
| 23               | Todd Gurley II | 1   | 12/10/17 | Eagles   | 34        | Latavius Murray   | 4   | 11/19/17 | Vikings   |
| 21               | Todd Gurley II | 3   | 12/10/17 | Eagles   | 74t       | Alvin Kamara      | 1   | 11/26/17 | Saints    |
| 57t              | Todd Gurley II | 2   | 12/17/17 | Seahawks | 25        | Kerwin Williams   | 2   | 12/3/17  | Cardinals |
| 34               | Todd Gurley II | 3   | 12/24/17 | Titans   |           |                   |     |          |           |
| 20               | Malcolm Brown  | 3   | 12/31/17 | 49ers    |           |                   |     |          |           |



# 2017 LOS ANGELES RAMS EXPLOSIVES

## PUNT RETURN EXPLOSIVES (20+ YARDS)

| LOS ANGELES RAMS |               |     |          |           |
|------------------|---------------|-----|----------|-----------|
| YDS              | RETURNER      | QTR | DATE     | TEAM      |
| 20               | Pharoh Cooper | 1   | 10/22/17 | Cardinals |
| 30               | Pharoh Cooper | 3   | 11/5/17  | Giants    |
| 27               | Pharoh Cooper | 3   | 11/12/17 | Texans    |
| 40               | Pharoh Cooper | 3   | 11/26/17 | Saints    |
| 30               | Pharoh Cooper | 3   | 12/3/17  | Cardinals |
| 53               | Pharoh Cooper | 1   | 12/17/17 | Seahawks  |
| 26               | Pharoh Cooper | 2   | 12/17/17 | Seahawks  |
| 26               | Pharoh Cooper | 2   | 12/17/17 | Seahawks  |

| OPPONENTS |              |     |          |        |
|-----------|--------------|-----|----------|--------|
| YDS       | RETURNER     | QTR | DATE     | TEAM   |
| 32        | Ted Ginn Jr. | 2   | 11/26/17 | Saints |

## KICKOFF RETURN EXPLOSIVES (25+ YARDS)

| LOS ANGELES RAMS |               |     |          |          |
|------------------|---------------|-----|----------|----------|
| YDS              | RETURNER      | QTR | DATE     | TEAM     |
| 35               | Pharoh Cooper | 4   | 9/10/17  | Colts    |
| 34               | Pharoh Cooper | 2   | 9/17/17  | Redskins |
| 25               | Pharoh Cooper | 4   | 9/17/17  | Redskins |
| 27               | Pharoh Cooper | 2   | 9/21/17  | 49ers    |
| 28               | Pharoh Cooper | 3   | 9/21/17  | 49ers    |
| 28               | Pharoh Cooper | 4   | 9/21/17  | 49ers    |
| 66               | Pharoh Cooper | 2   | 10/1/17  | Cowboys  |
| 26               | Pharoh Cooper | 3   | 10/1/17  | Cowboys  |
| 31               | Pharoh Cooper | 3   | 10/8/17  | Seahawks |
| 103t             | Pharoh Cooper | 1   | 10/16/17 | Jaguars  |
| 27               | Pharoh Cooper | 2   | 11/12/17 | Texans   |
| 34               | Pharoh Cooper | 4   | 11/19/17 | Vikings  |
| 26               | Pharoh Cooper | 4   | 11/19/17 | Vikings  |
| 40               | Pharoh Cooper | 1   | 11/26/17 | Saints   |
| 28               | Pharoh Cooper | 1   | 11/26/17 | Saints   |
| 25               | Pharoh Cooper | 1   | 12/10/17 | Eagles   |
| 30               | Pharoh Cooper | 4   | 12/17/17 | Seahawks |
| 25               | Pharoh Cooper | 1   | 12/24/17 | Titans   |
| 28               | Pharoh Cooper | 4   | 12/24/17 | Titans   |

| OPPONENTS |                  |     |          |           |
|-----------|------------------|-----|----------|-----------|
| YDS       | RETURNER         | QTR | DATE     | TEAM      |
| 28        | Ryan Switzer     | 1   | 10/1/17  | Cowboys   |
| 26        | Ryan Switzer     | 4   | 10/1/17  | Cowboys   |
| 25        | Kerwynn Williams | 4   | 10/22/17 | Cardinals |
| 33        | Shane Vereen     | 1   | 11/5/17  | Giants    |
| 32        | Tyler Lockett    | 3   | 12/17/17 | Seahawks  |
| 31        | Adoree' Jackson  | 1   | 12/24/17 | Titans    |
| 57        | Adoree' Jackson  | 3   | 12/24/17 | Titans    |



# 2017 LOS ANGELES RAMS EXPLOSIVES

## FUMBLE RETURN EXPLOSIVES (20+ YARDS)

### LOS ANGELES RAMS

| <u>YDS</u> | <u>RETURNER</u> | <u>QTR</u> | <u>DATE</u> | <u>TEAM</u> |
|------------|-----------------|------------|-------------|-------------|
| -          | -               | -          | -           | -           |

### OPPONENTS

| <u>YDS</u> | <u>RETURNER</u> | <u>QTR</u> | <u>DATE</u> | <u>TEAM</u> |
|------------|-----------------|------------|-------------|-------------|
| -          | -               | -          | -           | -           |

## INTERCEPTION RETURN EXPLOSIVES (20+ YARDS)

### LOS ANGELES RAMS

| <u>YDS</u> | <u>RETURNER</u>       | <u>QTR</u> | <u>DATE</u> | <u>TEAM</u> |
|------------|-----------------------|------------|-------------|-------------|
| 39t        | Trumaine Johnson      | 1          | 9/10/17     | Colts       |
| 29t        | Lamarcus Joyner       | 3          | 9/10/17     | Colts       |
| 25         | Nickell Robey-Coleman | 1          | 9/21/17     | 49ers       |
| 69         | John Johnson III      | 2          | 10/8/17     | Seahawks    |
| 31         | Nickell Robey-Coleman | 4          | 10/16/17    | Jaguars     |
| 29         | Lamarcus Joyner       | 2          | 10/22/17    | Cardinals   |
| 46         | Lamarcus Joyner       | 1          | 12/3/17     | Cardinals   |
| 41t        | Alec Ogletree         | 1          | 12/3/17     | Cardinals   |
| 38         | Kevin Peterson        | 1          | 12/31/17    | 49ers       |

### OPPONENTS

| <u>YDS</u> | <u>RETURNER</u> | <u>QTR</u> | <u>DATE</u> | <u>TEAM</u> |
|------------|-----------------|------------|-------------|-------------|
| 39         | Deone Bucannon  | 3          | 10/22/17    | Cardinals   |





# 2017 LOS ANGELES RAMS WEEKLY LEADERS

| GAME             | SCORING         | CARRIES       | RUSHING YARDS  | RECEIVING YARDS | TACKLES            | SACKS              | INTs                             | SP. TEAMS TACKLES                 |
|------------------|-----------------|---------------|----------------|-----------------|--------------------|--------------------|----------------------------------|-----------------------------------|
| Indianapolis     | G. Zuerlein, 14 | T. Gurley, 19 | T. Gurley, 40  | C. Kupp, 76     | M. Brockers, 6     | Four players, 1.0  | L. Joyner, 1<br>T. Johnson, 1    | Three Players, 1                  |
| Washington       | T. Gurley, 12   | T. Gurley, 16 | T. Gurley, 88  | G. Everett, 95  | A. Ogletree, 17    | A. Ogletree, 1.0   | N/A                              | Four Players, 1                   |
| at San Francisco | T. Gurley, 18   | T. Gurley, 28 | T. Gurley, 113 | R. Woods, 108   | A. Ogletree, 14    | Four players, 1.0  | N. Robey-Coleman, 1              | Two Players, 2                    |
| at Dallas        | G. Zuerlein, 23 | T. Gurley, 23 | T. Gurley, 121 | T. Gurley, 94   | A. Ogletree, 11    | Two Players, 1.0   | M. Barron, 1                     | Eight Players, 1                  |
| Seattle          | T. Austin, 6    | T. Gurley, 14 | T. Gurley, 43  | T. Higbee 98    | M. Barron, 18      | Three players, 1.0 | J. Johnson III, 1<br>C. Davis, 1 | S. Ebukam, 2                      |
| at Jacksonville  | G. Zuerlein, 7  | T. Gurley, 23 | T. Gurley, 116 | R. Woods, 70    | M. Barron, 14      | Five Players, 1.0  | N. Robey-Coleman, 1              | N/A                               |
| Arizona          | G. Zuerlein, 15 | T. Gurley, 22 | T. Gurley, 106 | R. Woods, 59    | J. Johnson III, 6  | Three Players, 1.0 | M. Barron, 1<br>L. Joyner, 1     | C. Littleton, 3                   |
| at NY Giants     | G. Zuerlein, 15 | T. Gurley, 16 | T. Gurley, 59  | R. Woods, 70    | A. Ogletree, 10    | Two Players, 1.0   | T. Johnson, 1                    | Three Players, 1                  |
| Houston          | G. Zuerlein, 15 | T. Gurley, 11 | T. Gurley, 68  | R. Woods, 171   | A. Ogletree, 8     | Three Players, 1.0 | M. Barron, 1<br>B. Countess, 1   | J. Hekker, 1                      |
| at Minnesota     | T. Gurley, 6    | T. Gurley, 15 | T. Gurley, 37  | R. Woods, 81    | A. Ogletree, 13    | N/A                | N/A                              | S. Ebukam, 1                      |
| New Orleans      | G. Zuerlein, 14 | T. Gurley, 17 | T. Gurley, 74  | C. Kupp, 116    | A. Ogletree, 10    | Three Players, 1.0 | N/A                              | J. Hekker, 1                      |
| at Arizona       | G. Zuerlein, 14 | T. Gurley, 19 | T. Gurley, 74  | T. Gurley, 84   | J. Johnson III, 8  | A. Donald, 2.0     | A. Ogletree, 1<br>L. Joyner, 1   | Three players, 1                  |
| Philadelphia     | T. Gurley, 12   | T. Gurley, 13 | T. Gurley, 96  | C. Kupp, 118    | J. Johnson III, 13 | Three players, 1.0 | K. Webster, 1                    | B. Countess, 1<br>C. Littleton, 1 |
| at Seattle       | T. Gurley, 24   | T. Gurley, 21 | T. Gurley, 152 | R. Woods, 45    | J. Johnson III, 6  | A. Donald, 3.0     | N/A                              | Three players, 2                  |
| at Tennessee     | T. Gurley, 12   | T. Gurley, 22 | T. Gurley, 118 | T. Gurley, 158  | T. Hill, 9         | C. Littleton, 1.0  | C. Littleton, 1                  | Six Players, 1                    |
| San Francisco    | S. Ficken, 7    | M. Brown, 14  | M. Brown, 54   | M. Thomas, 75   | C. Littleton, 8    | N/A                | K. Peterson, 2                   | Four Players, 1                   |





**LOS ANGELES  
RAMS  
ALL-TIME  
POSTSEASON  
RECORDS**



# ALL-TIME PLAYOFF LEADERS



## RUSHING

|                      | Years         | G  | Att. | Yds. | Avg. | Long | TD |
|----------------------|---------------|----|------|------|------|------|----|
| McCutcheon, Lawrence | (1972-79)     | 11 | 173  | 687  | 4.0  | 26   | 2  |
| Dickerson, Eric      | (1983-87)     | 6  | 133  | 674  | 5.1  | 65   | 3  |
| Faulk, Marshall      | (1999-2006)   | 10 | 155  | 561  | 3.6  | 38   | 6  |
| Bryant, Cullen       | (1973-82, 87) | 14 | 102  | 413  | 4.0  | 17   | 2  |
| Bell, Greg           | (1987-89)     | 4  | 71   | 322  | 4.5  | 54   | 1  |
| Tyler, Wendell       | (1977-82)     | 4  | 65   | 228  | 3.5  | 39   | 1  |
| Cappelletti, John    | (1974-78)     | 8  | 60   | 201  | 3.4  | 16   | 1  |
| Towler, Dan          | (1950-55)     | 5  | 45   | 166  | 3.7  | 17   | 2  |
| Bertelsen, Jim       | (1972-76)     | 5  | 32   | 136  | 4.3  | 13   | 0  |
| Hoerner, Dick        | (1947-51)     | 4  | 43   | 120  | 2.8  | 24   | 3  |

### NFL Record

|               |             |    |     |       |     |    |    |
|---------------|-------------|----|-----|-------|-----|----|----|
| Smith, Emmitt | (1990-2004) | 17 | 349 | 1,586 | 4.5 | 65 | 19 |
|---------------|-------------|----|-----|-------|-----|----|----|

## RECEIVING (Based on Receptions)

|                      | Years       | G  | No. | Yds. | Avg. | Long | TD |
|----------------------|-------------|----|-----|------|------|------|----|
| Faulk, Marshall      | (1999-2006) | 10 | 49  | 509  | 10.4 | 52   | 2  |
| Holt, Torry          | (1999-2008) | 10 | 47  | 630  | 13.4 | 52   | 4  |
| Bruce, Isaac         | (1994-2007) | 9  | 44  | 759  | 17.3 | 77t  | 4  |
| Fears, Tom           | (1948-56)   | 6  | 28  | 572  | 20.4 | 73t  | 5  |
| Ellard, Henry        | (1983-93)   | 10 | 28  | 419  | 15.0 | 39   | 1  |
| Jackson, Harold      | (1973-77)   | 8  | 21  | 505  | 24.0 | 73   | 4  |
| Hakim, Az-Zahir      | (1998-2001) | 7  | 21  | 284  | 13.5 | 38   | 0  |
| Jessie, Ron          | (1975-79)   | 6  | 20  | 314  | 15.7 | 41   | 1  |
| Dennard, Preston     | (1978-83)   | 8  | 18  | 314  | 17.4 | 35   | 3  |
| McCutcheon, Lawrence | (1972-79)   | 11 | 17  | 152  | 8.9  | 17   | 0  |

### NFL Record

|             |             |    |     |       |      |     |    |
|-------------|-------------|----|-----|-------|------|-----|----|
| Rice, Jerry | (1985-2004) | 28 | 151 | 2,245 | 14.9 | 73t | 22 |
|-------------|-------------|----|-----|-------|------|-----|----|

## RECEIVING (Based on Yards)

|                  | Years       | G  | No. | Yds. | Avg. | Long | TD |
|------------------|-------------|----|-----|------|------|------|----|
| Bruce, Isaac     | (1994-2007) | 9  | 44  | 759  | 17.3 | 77t  | 4  |
| Holt, Torry      | (1999-2008) | 10 | 47  | 630  | 13.4 | 52   | 4  |
| Fears, Tom       | (1948-56)   | 6  | 28  | 572  | 20.4 | 73t  | 5  |
| Faulk, Marshall  | (1999-2006) | 10 | 49  | 509  | 10.4 | 52   | 2  |
| Jackson, Harold  | (1973-77)   | 8  | 21  | 505  | 24.0 | 73   | 4  |
| Ellard, Henry    | (1983-93)   | 10 | 28  | 419  | 15.0 | 39   | 1  |
| Jessie, Ron      | (1975-79)   | 6  | 20  | 314  | 15.7 | 41   | 1  |
| Dennard, Preston | (1978-83)   | 8  | 18  | 314  | 17.4 | 35   | 3  |
| Hakim, Az-Zahir  | (1998-2001) | 7  | 21  | 284  | 13.5 | 38   | 0  |
| Curtis, Kevin    | (2003-2006) | 2  | 11  | 235  | 21.4 | 57t  | 1  |

### NFL Record

|             |             |    |     |       |      |     |    |
|-------------|-------------|----|-----|-------|------|-----|----|
| Rice, Jerry | (1985-2004) | 28 | 151 | 2,245 | 14.9 | 73t | 22 |
|-------------|-------------|----|-----|-------|------|-----|----|

## PASSING (Based on Yards)

|                  | Years            | G | Att. | Comp. | Pct. | Yds.  | TD | Int. |
|------------------|------------------|---|------|-------|------|-------|----|------|
| Warner, Kurt     | (1998-2003)      | 7 | 268  | 169   | 63.1 | 2,221 | 15 | 10   |
| Ferragamo, Vince | (1977-80, 82-84) | 7 | 188  | 92    | 48.9 | 1,227 | 5  | 11   |
| Everett, Jim     | (1986-93)        | 5 | 176  | 87    | 49.4 | 1,120 | 7  | 11   |
| Waterfield, Bob  | (1945-52)        | 7 | 124  | 63    | 50.8 | 965   | 6  | 11   |
| Bulger, Marc     | (2001-2004)      | 3 | 113  | 68    | 60.2 | 944   | 4  | 5    |

### NFL Record

|                 |             |    |       |     |      |       |    |    |
|-----------------|-------------|----|-------|-----|------|-------|----|----|
| Manning, Peyton | (1998-2015) | 27 | 1,027 | 649 | 63.2 | 7,339 | 40 | 25 |
|-----------------|-------------|----|-------|-----|------|-------|----|----|

## YARDS FROM SCRIMMAGE

|                      | Years         | G  | Rushing | Receiving | Total |
|----------------------|---------------|----|---------|-----------|-------|
| Faulk, Marshall      | (1999-2006)   | 10 | 561     | 509       | 1,070 |
| McCutcheon, Lawrence | (1972-79)     | 11 | 687     | 152       | 839   |
| Bruce, Isaac         | (1994-2007)   | 9  | 1       | 759       | 760   |
| Dickerson, Eric      | (1983-87)     | 6  | 674     | 30        | 704   |
| Holt, Torry          | (1999-2008)   | 10 | 0       | 630       | 630   |
| Fears, Tom           | (1948-56)     | 6  | 16      | 572       | 588   |
| Bryant, Cullen       | (1973-82, 87) | 14 | 413     | 139       | 552   |
| Jackson, Harold      | (1973-77)     | 8  | 0       | 505       | 505   |
| Ellard, Henry        | (1983-93)     | 10 | 2       | 419       | 421   |
| Bell, Greg           | (1987-87)     | 4  | 322     | 57        | 379   |

### NFL Record

|             |             |    |    |       |       |
|-------------|-------------|----|----|-------|-------|
| Rice, Jerry | (1985-2004) | 28 | 44 | 2,245 | 2,289 |
|-------------|-------------|----|----|-------|-------|



## SCORING

|                        | <b>Years</b> | <b>G</b> | <b>TD</b> | <b>PAT</b> | <b>FG</b> | <b>TOTAL</b> |
|------------------------|--------------|----------|-----------|------------|-----------|--------------|
| Wilkins, Jeff .....    | (1997-2007)  | 10       | 0         | 26         | 17        | 77           |
| Faulk, Marshall .....  | (1999-2006)  | 10       | 8         | 1*         | 0         | 50           |
| Lansford, Mike .....   | (1982-90)    | 10       | 0         | 14         | 9         | 41           |
| Fears, Tom .....       | (1948-56)    | .6       | 5         | 0          | 0         | 30           |
| Corral, Frank .....    | (1978-81)    | 6        | 0         | 9          | 7         | 30           |
| Bruce, Isaac .....     | (1994-2007)  | 9        | 4         | 0          | 0         | 24           |
| Holt, Torry .....      | (1999-2008)  | 10       | 4         | 0          | 0         | 24           |
| Waterfield, Bob .....  | (1945-52)    | 7        | 0         | 14         | 2         | 20           |
| Jackson, Harold .....  | (1973-77)    | 8        | 4         | 0          | 0         | 20           |
| Hoerner, Dick .....    | (1947-51)    | 4        | 3         | 0          | 0         | 18           |
| Dennard, Preston ..... | (1978-83)    | .8       | 3         | 0          | 0         | 18           |
| Dickerson, Eric .....  | (1983-87)    | 6        | 3         | 0          | 0         | 18           |

### **NFL Record**

|                       |          |    |   |    |    |     |
|-----------------------|----------|----|---|----|----|-----|
| Vinatieri, Adam ..... | (1996- ) | 27 | 0 | 66 | 56 | 213 |
|-----------------------|----------|----|---|----|----|-----|

## FIELD GOALS

|                      | <b>Years</b> | <b>G</b> | <b>Att.</b> | <b>Made</b> | <b>Pct.</b> | <b>Long</b> |
|----------------------|--------------|----------|-------------|-------------|-------------|-------------|
| Lansford, Mike ..... | (1982-90)    | 10       | 12          | 9           | 75.0        | 43          |
| Wilkins, Jeff .....  | (1997-2007)  | 10       | 23          | 17          | 73.9        | 55          |
| Corral, Frank .....  | (1978-81)    | 6        | 11          | 7           | 63.6        | 45          |
| Ray, David .....     | (1969-74)    | 4        | 7           | 4           | 57.1        | 40          |

### **NFL Record (Min. 10 Field Goals)**

|                       |          |    |    |    |      |    |
|-----------------------|----------|----|----|----|------|----|
| Vinatieri, Adam ..... | (1996- ) | 27 | 56 | 68 | 82.4 | 53 |
|-----------------------|----------|----|----|----|------|----|

## PUNTING

|                       | <b>Years</b> | <b>G</b> | <b>No.</b> | <b>Avg.</b> | <b>Long</b> | <b>Blk.</b> |
|-----------------------|--------------|----------|------------|-------------|-------------|-------------|
| Burke, Mike .....     | (1974)       | 2        | 10         | 43.4        | 49          | 0           |
| Baker, John .....     | (2000-01)    | 4        | 17         | 43.0        | 53          | 0           |
| Clark, Ken .....      | (1979)       | 3        | 15         | 40.6        | 59          | 0           |
| Horan, Mike .....     | (1999)       | 3        | 9          | 40.9        | 48          | 0           |
| Waterfield, Bob ..... | (1946-52)    | 7        | 35         | 40.1        | 61          | 0           |

### **NFL Record (Min. 25 Punts)**

|                   |             |    |    |      |    |   |
|-------------------|-------------|----|----|------|----|---|
| McAfee, Pat ..... | (2009-2016) | 10 | 39 | 46.9 | 68 | 0 |
|-------------------|-------------|----|----|------|----|---|

## KICKOFF RETURNS (MIN. 10)

|                      | <b>Years</b>  | <b>G</b> | <b>No.</b> | <b>Yds.</b> | <b>Avg.</b> | <b>Long</b> | <b>TD</b> |
|----------------------|---------------|----------|------------|-------------|-------------|-------------|-----------|
| Horne, Tony .....    | (1999-2000)   | 4        | 14         | 336         | 24.0        | 95t         | 1         |
| Bryant, Cullen ..... | (1973-82, 87) | 14       | 14         | 315         | 22.5        | 41          | 0         |
| Brown, Ron .....     | (1984-89, 91) | 7        | 11         | 237         | 21.5        | 38          | 0         |

### **NFL Record**

|                     |           |   |    |     |      |    |   |
|---------------------|-----------|---|----|-----|------|----|---|
| Garrett, Carl ..... | (1969-77) | 5 | 16 | 481 | 30.1 | 62 | 0 |
|---------------------|-----------|---|----|-----|------|----|---|

## PUNT RETURNS (MIN. 10)

|                       | <b>Years</b>  | <b>G</b> | <b>No.</b> | <b>Yds.</b> | <b>Avg.</b> | <b>Long</b> | <b>TD</b> |
|-----------------------|---------------|----------|------------|-------------|-------------|-------------|-----------|
| Hakim, Az-Zahir ..... | (1999-2001)   | 4        | 12         | 149         | 12.4        | 65          | 0         |
| Bryant, Cullen .....  | (1973-82, 87) | 14       | 11         | 97          | 8.8         | 19          | 0         |
| Brown, Eddie .....    | (1978-79)     | 5        | 10         | 88          | 8.8         | 37          | 0         |
| Ellard, Henry .....   | (1983-93)     | 10       | 11         | 94          | 8.5         | 23          | 0         |

### **NFL Record**

|                     |          |   |    |     |      |     |   |
|---------------------|----------|---|----|-----|------|-----|---|
| Rossum, Allen ..... | (1998- ) | 6 | 10 | 239 | 23.9 | 68t | 1 |
|---------------------|----------|---|----|-----|------|-----|---|

## INTERCEPTIONS

|                        | <b>Years</b> | <b>G</b> | <b>No.</b> | <b>Yds.</b> | <b>Avg.</b> | <b>Long</b> | <b>TD</b> |
|------------------------|--------------|----------|------------|-------------|-------------|-------------|-----------|
| *Simpson, Bill .....   | (1974-78)    | 8        | 6          | 137         | 22.8        | 65t         | 1         |
| Irvin, LeRoy .....     | (1980-89)    | 11       | 4          | 149         | 37.3        | 94          | 0         |
| Elmendorf, Dave .....  | (1971-79)    | 11       | 3          | 15          | 5.0         | 10          | 0         |
| Williams, Aeneas ..... | (2001-04)    | 6        | 3          | 61          | 20.3        | 32t         | 2         |
| Polley, Tommy .....    | (2001-04)    | 6        | 3          | 72          | 24.0        | 37          | 1         |
| Robertson, Isiah ..... | (1971-78)    | 10       | 2          | 74          | 37.0        | 59t         | 1         |
| Brown, Eddie .....     | (1978-79)    | 5        | 2          | 27          | 13.5        | 21          | 0         |
| Reynolds, Jack .....   | (1970-80)    | 13       | 2          | 16          | 8.0         | 12          | 0         |
| Jackson, Monte .....   | (1975-77)    | 5        | 2          | 0           | 0.0         | 0           | 0         |

\*Simpson shares NFL record of nine interceptions in postseason play with Ronnie Lott (San Francisco/Los Angeles Raiders) and Charlie Waters (Dallas). Simpson had three interceptions with Buffalo.



# INDIVIDUAL PLAYOFF RECORDS



## SERVICE

### Most Games, Career

- 18 Jackie Slater, 1976-94
- 17 Jack Youngblood, 1971-84
- 16 Dennis Harrah, 1975-87

## SCORING

### POINTS

#### Most Points, Game

- 18 Tom Fears, vs. Chicago, 12/17/50
- 15 Jeff Wilkins, vs. Carolina, 1/10/04
- 12 Dick Hoerner, @ Cleveland, 12/24/50  
Eric Dickerson, vs. Dallas, 1/4/84  
Willie Anderson, @ New York Giants, 1/7/90  
Marshall Faulk, vs. Philadelphia, 1/27/02

#### Game, Opponent

- 18 Preston Pearson, vs. Dallas, 1/4/76  
John Riggins, @ Washington, 1/1/84
- 16 Marlin (Pat) Harder, @ Detroit, 12/21/52
- 15 Mark Moseley, @ Washington, 1/1/84

### TOUCHDOWNS

#### Game

- 3 Tom Fears, vs. Chicago, 12/17/50 (3 p)
- 2 Dick Hoerner, @ Cleveland, 12/24/50 (2 r)  
Eric Dickerson, vs. Dallas, 1/4/84 (2 r)  
Willie Anderson, @ New York Giants, 1/7/90 (2 p)  
Marshall Faulk, vs. Philadelphia, 1/27/02 (2 r)

#### Game, Opponent

- 3 Preston Pearson, vs. Dallas, 1/4/76 (3 p)  
John Riggins, @ Washington, 1/1/84 (3 r)  
Willie Jackson, @ New Orleans, 12/30/00 (3 p)
- 2 Many times, last by Warrick Dunn, @ Atlanta, 1/15/05 (2 r)

#### Most Consecutive Games Scoring Touchdown

- 3 Preston Dennard, 1980-83
- 2 Many times, last by Torry Holt, 2004

### POINTS AFTER TOUCHDOWNS

#### Most Attempted, Career

- 26 Jeff Wilkins, 1997-2007
- 15 Bob Waterfield, 1946-52
- 14 Mike Lansford, 1982-90

#### Most Attempted, Game

- 7 Jeff Wilkins, vs. Minnesota, 1/16/00
- 6 Jeff Wilkins, vs. Green Bay, 1/20/02
- 5 Tom Dempsey, vs. St. Louis, 12/27/75

#### Most Made, Career

- 26 Jeff Wilkins, 1997-2007
- 14 Bob Waterfield, 1946-52  
Mike Lansford, 1982-90
- 9 Tom Dempsey, 1975-76  
Frank Corral, 1978-91

#### Most Made, Game

- 7 Jeff Wilkins, vs. Minnesota, 1/16/00
- 6 Jeff Wilkins, vs. Green Bay, 1/20/00
- 5 Tom Dempsey, vs. St. Louis, 12/27/75

#### Most Made, Game, Opponent

- 6 Mark Moseley, @ Washington, 1/1/84  
Jay Feely, @ Atlanta 1/15/05
- 5 Lou Groza, vs. Cleveland, 12/26/55
- 4 Many times, last by Doug Brien, @ New Orleans, 12/30/00

### Most Made, No Misses, Career

- 26 Jeff Wilkins, 1997-2007
- 14 Mike Lansford, 1982-90
- 9 Tom Dempsey, 1975-76

### TWO-POINT CONVERSIONS

#### Most Two-Point Conversions, Career

- 1 Dane Looker, 2002-08

#### Most Two-Point Conversions, Game

- 1 Dane Looker, vs. Carolina, 1/10/04

### FIELD GOALS

#### Most Attempted, Game

- 6 David Ray, @ Dallas, 12/23/73  
Jeff Wilkins, vs. Carolina, 1/10/04
- 4 Jeff Wilkins, vs. Tennessee, 1/30/00 (SB XXXIV)  
Jeff Wilkins, vs. Philadelphia, 1/27/02
- 3 Frank Corral, @ Tampa Bay, 1/6/80  
Bruce Gossett, @ Minnesota, 12/27/69

#### Most Attempted, Opponent, Game

- 5 John Kasay, vs. Carolina, 1/10/04
- 4 Jess Atkinson, @ Washington, 12/28/86  
Mike Cofer, @ San Francisco, 1/14/90
- 3 Many times, last by Al Del Greco, vs. Tennessee, 1/30/00 (SB XXXIV)

#### Most Made, Game

- 5 Jeff Wilkins, vs. Carolina, 1/10/04
- 3 David Ray, @ Dallas, 12/23/73  
Frank Corral, @ Tampa Bay, 1/6/80  
Jeff Wilkins, vs. Tennessee, 1/30/00 (SB XXXIV)  
Jeff Wilkins, vs. Philadelphia, 1/27/02
- 2 Many times, Last by Mike Lansford, @ New York Giants, 1/7/90

#### Most Made, Opponent, Game

- 4 Jess Atkinson, @ Washington, 12/28/86
- 3 Many times, last by John Kasay, vs. Carolina, 1/10/04
- 2 Many times, last by Adam Vinatieri, vs. New England, 2/3/02 (SB XXXVI)

#### Most Consecutive Field Goals Made

- 5 Mike Lansford, 1983-86  
Jeff Wilkins, 2003
- 3 David Ray, 1973-74  
Frank Corral, 1980  
Mike Lansford, 1990  
Jeff Wilkins, 2001
- 2 By many, last by Jeff Wilkins, 1999

#### Most Consecutive Games Made

- 5 Jeff Wilkins, 2001-04
- 2 David Ray, 1973-74  
Frank Corral, 1980  
Mike Lansford, 1990  
Jeff Wilkins, 1999

#### Longest Field Goal

- 55 Jeff Wilkins, @ Atlanta, 1/15/05
- 51 Jeff Wilkins, vs. Carolina, 1/10/04
- 50 Jeff Wilkins, vs. New England, 2/3/02 (SB XXXVI)

#### Longest Field Goal, Opponent

- 52 Lou Groza, vs. Cleveland, 12/23/51  
John Kasay, vs. Carolina, 1/10/04
- 48 Adam Vinatieri, vs. New England, 2/3/02 (SB XXXVI)
- 47 Josh Brown, @ Seattle, 1/8/05



## SAFETIES

### Most, Game

- 1 Team, vs. Tampa Bay, 1/23/00
- Team, vs. Washington, 12/16/45

### Most, Opponent, Game

- 1 Carl Eller, @ Minnesota, 12/27/69
- Jim Jensen, @ Dallas, 12/19/76
- Randy White, @ Dallas, 12/30/79
- Brady Smith, @ Atlanta, 1/15/05

## RUSHING

### ATTEMPTS

#### Game

- 37 Lawrence McCutcheon, vs. St. Louis, 12/27/75
- 34 Eric Dickerson, vs. Dallas, 1/4/86
- 31 Marshall Faulk, vs. Philadelphia, 1/27/02

#### Opponent, Game

- 31 Steve Van Buren, vs. Philadelphia, 12/18/49
- Chuck Foreman, vs. Minnesota, 12/26/77
- 29 George Rogers, @ Washington, 12/28/86
- 28 Eddie George, vs. Tennessee, 1/30/00 (SB XXXIV)

### YARDS GAINED

#### Game

- 248 Eric Dickerson, vs. Dallas, 1/4/86
- 202 Lawrence McCutcheon, vs. St. Louis, 12/27/75
- 159 Marshall Faulk, vs. Philadelphia, 1/27/02

#### Game, Opponent

- 204 Steve Van Buren, vs. Philadelphia, 12/18/79
- 160 Tony Dorsett, vs. Dallas, 12/28/80
- 142 Warrick Dunn, @ Atlanta, 1/15/05

#### Longest Run

- 65 Eric Dickerson, @ Washington, 12/28/86
- 55 Eric Dickerson, vs. Dallas, 1/4/86
- 54 Greg Bell, @ Philadelphia, 12/31/89

#### Longest Run, Opponent

- 64 Stephen Davis, vs. Carolina, 1/10/04
- 62 Chuck Foreman, @ Minnesota, 12/26/76
- Warrick Dunn, @ Atlanta, 1/15/05
- 53 Tony Dorsett, vs. Dallas, 1/7/79

#### Most Games, 100 or More Yards

- 3 Lawrence McCutcheon, 1972-79
- Eric Dickerson, 1983-87
- 2 Cullen Bryant, 1973-82, 87
- 1 Jim Gillette, 1940, 1944-45
- Greg Bell, 1987-89
- Marshall Faulk, 1999-2006

#### Most Consecutive Games, 100 or More Yards

- 2 Lawrence McCutcheon, 1976-77

### AVERAGE GAIN

#### Career (50 attempts)

- 5.07 Eric Dickerson, 1983-87
- 4.54 Greg Bell, 1987-89
- 4.05 Cullen Bryant, 1973-82, 87

#### Game (10 attempts)

- 7.29 Eric Dickerson, vs. Dallas, 1/4/86
- 6.38 Lawrence McCutcheon, vs. Minnesota, 12/26/77
- 6.08 Eric Dickerson, @ Washington, 12/28/86

### TOUCHDOWNS

#### Game

- 2 Dick Hoerner, @ Cleveland, 12/24/50
- Eric Dickerson, vs. Dallas, 1/4/86
- Marshall Faulk, vs. Philadelphia, 1/27/02
- 1 Many times, last by Marshall Faulk, @ Seattle, 1/8/05

#### Game, Opponent

- 3 John Riggins, @ Washington, 1/1/84

- 2 Many times, last by Warrick Dunn, @ Atlanta, 1/15/05
- 1 Many times, last by T.J. Duckett, @ Atlanta, 1/15/05

### Most Consecutive Games Rushing for Touchdown

- 2 Dick Hoerner, 1950-51
- Dan Towler, 1951-52
- Lawrence McCutcheon, 1976
- Eric Dickerson, 1984-85
- Marshall Faulk, 2003-04

## PASSING

### ATTEMPTS

#### Game

- 46 Marc Bulger, vs. Carolina, 1/10/04
- 45 Kurt Warner, vs. Tennessee, 1/30/00 (SB XXXIV)
- Jim Everett, @ Minnesota, 12/26/88
- 44 Jim Everett, @ New York Giants, 1/7/90
- Kurt Warner, vs. New England, 2/3/02 (SB XXXVI)

#### Game, Opponent

- 53 Danny White, @ Dallas, 12/26/83
- 50 Jeff George, vs. Minnesota, 1/16/00
- 44 Brett Favre, vs. Green Bay, 1/20/02

### COMPLETIONS

#### Game

- 28 Kurt Warner, vs. New England, 2/3/02 (SB XXXVI)
- 27 Kurt Warner, vs. Minnesota, 1/16/00
- Marc Bulger, vs. Carolina, 1/10/04
- 26 Kurt Warner, vs. Tampa Bay, 1/23/00

#### Game, Opponent

- 32 Danny White, @ Dallas, 12/26/83
- 29 Jeff George, vs. Minnesota, 1/16/00
- 27 Matt Hasselbeck, @ Seattle, 1/8/05

#### Consecutive Passes Completed

- 12 Kurt Warner, vs. Minnesota, 1/16/00
- 8 Roman Gabriel, @ Minnesota, 12/27/69
- 7 Roman Gabriel, @ Minnesota, 12/27/69
- Vince Ferragamo, @ Tampa Bay, 1/6/80
- Marc Bulger, vs. Carolina, 1/10/04

### COMPLETION PERCENTAGE

#### Game (20 attempts)

- 84.4 Kurt Warner, vs. Minnesota, 1/16/00 (27 of 33)
- 68.8 Roman Gabriel, @ Minnesota, 12/27/69 (22 of 32)
- 66.7 Bob Waterfield, vs. Chicago, 12/17/50 (14 of 21)
- Kurt Warner, vs. Philadelphia, 1/27/02 (22 of 33)

### YARDS GAINED

#### Game

- 414 Kurt Warner, vs. Tennessee, 1/30/00 (SB XXXIV)
- 391 Kurt Warner, vs. Minnesota, 1/16/00
- 365 Kurt Warner, @ New Orleans, 12/30/00
- Kurt Warner, vs. New England, 2/3/02 (SB XXXVI)

#### Game, Opponent

- 424 Jeff George, vs. Minnesota, 1/16/00
- 341 Matt Hasselbeck, @ Seattle, 1/8/05
- 330 Danny White, @ Dallas, 12/26/83

#### Most Games, 300 or More Passing Yards, Career

- 4 Kurt Warner, 1998-2003
- 2 Marc Bulger, 2001-
- 1 Bob Waterfield, @ Cleveland, 12/24/50
- Jim Everett, @ Philadelphia, 1/7/90

#### Longest Pass Completion

- 82t Bob Waterfield (to Glenn Davis), @ Cleveland, 12/24/50
- 77t Kurt Warner (to Isaac Bruce), vs. Minnesota, 1/16/00
- 73t Norm Van Brocklin (to Tom Fears), vs. Cleveland, 12/23/51



- 73 James Harris (to Harold Jackson), @ Minnesota, 12/29/74  
 73t Kurt Warner (to Isaac Bruce), vs. Tennessee, 1/30/00 (SB XXXIV)

**Longest Pass Completion, Opponent**

- 83t Roger Staubach (to Drew Pearson), @ Dallas, 12/23/78  
 73t Terry Bradshaw (to John Stallworth), vs. Pittsburgh, 1/20/80 (SB XIV)  
 69t Jake Delhomme (to Steve Smith), vs. Carolina, 1/10/04

**TOUCHDOWNS**

**Game**

- 5 Kurt Warner, vs. Minnesota, 1/16/00  
 3 Bob Waterfield, vs. Chicago, 12/27/50  
 Vince Ferragamo, @ Dallas, 12/26/83  
 Kurt Warner, @ New Orleans, 12/30/00  
 2 Many times, last by Marc Bulger, @ Atlanta, 1/15/05

**Game, Opponent**

- 4 Otto Graham, @ Cleveland, 12/24/50  
 Roger Staubach, vs. Dallas, 1/4/76  
 Jeff George, vs. Minnesota, 1/16/00  
 Aaron Brooks, @ New Orleans, 12/30/00  
 3 Danny White, @ Dallas, 12/28/80  
 2 Many times, last by Michael Vick, @ Atlanta, 1/15/05

**Most Consecutive Games, Touchdown Pass**

- 7 Kurt Warner, 1998-2003  
 4 Jim Everett, 1986-90  
 3 Norm Van Brocklin, 1951-55  
 Pat Haden, 1976-78  
 Vince Ferragamo, 1980-84

**HAD INTERCEPTED**

**Game**

- 6 Norm Van Brocklin, vs. Cleveland, 12/26/55  
 4 Bob Waterfield, @ Cleveland, 12/24/50  
 3 Many times, last by Marc Bulger, vs. Carolina, 1/10/04

**Game, Opponent**

- 6 Brett Favre, vs. Green Bay, 1/20/02  
 4 Bobby Layne, @ Detroit, 12/21/52  
 3 Many times, last by Danny White, vs. Dallas, 1/4/86

**Most Consecutive Passes Attempted, None Intercepted**

- 72 Kurt Warner, 2001  
 63 Kurt Warner, 1999  
 55 Norm Van Brocklin, 1949-55

**Most Attempts, No Interceptions, Game**

- 45 Kurt Warner, vs. Tennessee, 1/30/00 (SB XXXIV)  
 34 Jim Everett, @ Minnesota, 12/26/88  
 33 Kurt Warner, vs. Philadelphia, 1/27/02

**Most Attempts, No Interceptions, Opponent**

- 36 Steve McNair, vs. Tennessee, 1/30/00 (SB XXXIV)  
 35 Randall Cunningham, @ Philadelphia, 12/31/89  
 31 Phil Simms, vs. New York Giants, 12/23/84

**TIMES SACKED**

**Game**

- 5 Roman Gabriel, @ Green Bay, 12/23/67  
 John Hadl, @ Dallas, 12/23/73  
 Ron Jaworski, vs. Dallas, 1/4/76  
 Marc Bulger, @ Seattle, 1/8/05  
 4 Vince Ferragamo, vs. Pittsburgh, 1/20/80 (SB XIV)  
 Marc Bulger, @ Atlanta, 1/15/05  
 3 Many times, last by Kurt Warner, vs. New England, 2/3/02 (SB XXXVI)

**Game, Opponent**

- 7 Roger Staubach, @ Dallas, 12/23/73  
 5 Danny White, vs. Dallas, 1/4/86  
 Wade Wilson, @ Minnesota, 12/26/88  
 Shaun King, vs. Tampa Bay, 1/23/00

- 4 Many times, last by Jeff George, vs. Minnesota, 1/16/00

**PASS RECEIVING**

**RECEPTIONS**

**Game**

- 9 Tom Fears, @ Cleveland, 12/24/50  
 Marshall Faulk, vs. Carolina, 1/10/04  
 8 Henry Ellard, @ New York Giants, 1/7/90  
 Isaac Bruce, vs. Philadelphia, 1/27/02  
 7 10 times, last by Kevin Curtis, @ Atlanta, 1/15/05

**Game, Opponent**

- 12 Darrell Jackson, @ Seattle, 1/8/05  
 11 Dante Lavelli, @ Cleveland, 12/24/50  
 9 Tony Hill, @ Dallas, 12/26/83  
 Keith Byars, @ Philadelphia, 12/31/89  
 Randy Moss, vs. Minnesota, 1/16/00

**Most Consecutive Games, Pass Reception**

- 10 Henry Ellard, 1983-93  
 Marshall Faulk, 1999-2006  
 Torry Holt, 1999-2008  
 9 Isaac Bruce, 1994-2007  
 8 Lawrence McCutcheon, 1973-77

**YARDS**

**Game**

- 198 Tom Fears, vs. Chicago, 12/17/50  
 162 Isaac Bruce, vs. Tennessee, 1/30/00 (SB XXXIV)  
 139 Dante Lavelli, @ Cleveland, 12/23/51  
 Harold Jackson, @ Minnesota, 12/29/74

**Game, Opponent**

- 188 Randy Moss, vs. Minnesota, 1/16/00  
 171 Charlie Brown, @ Washington, 1/1/84  
 163 Steve Smith, vs. Carolina, 1/10/04

**Longest Pass Reception (All TDs unless noted)**

- 82t Glenn Davis, @ Cleveland, 12/24/50  
 77t Isaac Bruce, vs. Minnesota, 1/16/00  
 73t Tom Fears, vs. Cleveland, 12/23/51  
 73 Harold Jackson, @ Minnesota, 12/29/74 (no TD)  
 73t Isaac Bruce, vs. Tennessee, 1/30/00 (SB XXXIV)

**Longest Pass Reception, Opponent**

- 83t Drew Pearson, @ Dallas, 12/23/73  
 73t John Stallworth, vs. Pittsburgh, 1/20/80 (SB XIV)  
 69t Steve Smith, vs. Carolina, 1/10/04

**Most Games, 100 or More Yards, Career**

- 4 Isaac Bruce, 1994-2007  
 3 Tom Fears, 1948-56  
 2 Harold Jackson, 1968, 73-77  
 Torry Holt, 1999-2008  
 Kevin Curtis, 2003-2006

**AVERAGE GAIN**

**Game (3 receptions)**

- 46.3 Tom Fears, vs. Cleveland, 12/23/51 (3-139)  
 46.3 Harold Jackson, @ Minnesota, 12/29/74 (3-139)  
 33.3 Isaac Bruce, vs. Minnesota, 1/16/00 (4-133)

**Game, Opponent (3 receptions)**

- 40.3 John Stallworth, vs. Pittsburgh, 1/20/80, (SB XIV) (3-121)  
 31.7 Steve Bagarus, vs. Washington, 12/16/45 (3-95)  
 Dante Lavelli, vs. Cleveland, 12/26/55 (3-95)  
 28.5 Charlie Brown, @ Washington, 1/1/84 (6-171)

**TOUCHDOWNS**

**Game**

- 3 Tom Fears, vs. Chicago, 12/17/50  
 2 Willie Anderson, @ New York Giants, 1/7/90

**Game, Opponent**

- 3 Preston Pearson, vs. Dallas, 1/4/76  
 Willie Jackson, @ New Orleans, 12/30/00



- 2 Dante Lavelli, @ Cleveland, 12/24/50
- Drew Pearson, @ Dallas, 12/23/73
- Art Monk, @ Washington, 1/1/84
- Randy Moss, vs. Minnesota, 1/16/00

**Most Consecutive Games, Touchdown**

- 2 Tom Fears, 1951-52
- Harold Jackson, 1974-75
- Harold Jackson, 1976-77
- Preston Dennard, 1983
- Isaac Bruce, 1999-2000
- Torry Holt, 2004

**RUSHING-RECEIVING**

**ATTEMPTS**

- Game**
- 40 Lawrence McCutcheon, vs. St. Louis, 12/22/74 (ru 37, re 3)
  - 35 Eric Dickerson, vs. Dallas, 1/4/86 (ru 34, re 1)
  - Marshall Faulk, vs. Philadelphia, 1/27/02 (ru 31, re 4)
  - 29 Wendell Tyler, @ Tampa Bay, 1/6/80 (ru 28, re 1)

**YARDS**

- Game**
- 247 Eric Dickerson, vs. Dallas, 1/4/86 (ru 248, re 1)
  - 210 Lawrence McCutcheon, vs. St. Louis, 12/22/74 (ru 202, re 8)
  - 172 Marshall Faulk, vs. Philadelphia, 1/27/02 (ru 159, re 13)

**PUNTING**

**PUNTS**

- Game**
- 11 Dale Hatcher, @ Chicago, 1/12/86
  - 9 Bob Waterfield, vs. Philadelphia, 12/18/49
  - 7 Many times, last by Dale Hatcher, @ San Francisco, 1/14/90

**Game, Opponent**

- 10 Maury Buford, @ Chicago, 1/11/86
- 8 Neil Clabo, vs. Minnesota, 12/26/77
- Tom Blanchard, @ Tampa Bay, 1/6/80
- Ken Walter, vs. New England, 2/3/02 (SB XXXVI)
- 7 Many times, last by Bucky Scribner, @ Minnesota, 12/26/88

**Longest Punt**

- 64 Dave Chapple, @ Dallas, 12/23/73
- 63 Dale Hatcher, @ Minnesota, 12/26/88
- 61 Bob Waterfield, @ Cleveland, 12/24/50

**Longest Punt, Opponent**

- 68 Horace Gillom, @ Cleveland, 12/24/50
- 57 Neil Clabo, vs. Minnesota, 12/26/77
- 55 Many times, last by Maury Buford, @ Chicago, 1/11/86

**AVERAGE GROSS YARDS**

**Game (4 punts)**

- 50.8 Norm Van Brocklin, @ Cleveland, 12/24/50 (4-203)
- ) 48.2 Dale Hatcher, @ Minnesota, 12/26/88 (5-241)
- 45.8 Kevin Stemke, @ Atlanta, 1/15/05 (4-183)

**Game, Opponent (4 punts)**

- 47.6 Mitch Berger, vs. Minnesota, 1/16/00 (5-238)
- \ 46.9 Mike Saxon, vs. Dallas, 1/4/86 (7-328)
- 46.7 Marv Bateman, @ Dallas, 12/23/73 (7-327)

**HAD BLOCKED**

- Career**
- 3 Rusty Jackson, 1976
  - 1 Bob Waterfield, 1946-52

Glen Walker, 1977

**Most Consecutive Punts, None Blocked**

- 44 Dale Hatcher, 1985-89, 91
- 18 Bob Waterfield, 1946-52
- 17 John Misko, 1982-84
- John Baker, 2000-01

**INSIDE 20**

**Career**

- 14 Dale Hatcher, 1985-89, 91
- 6 John Baker, 2000-01
- 5 Bob Waterfield, 1946-52

**Game**

- 3 Five times, last by John Baker, vs. New England, 2/3/02 (SB XXXVI)
- 2 Many times, last by John Baker, vs. Green Bay, 1/20/02
- 1 Many times, last by Kevin Stemke, @ Seattle, 1/8/05

**PUNT RETURNS**

**RETURNS**

**Game**

- 6 Eddie Brown, @ Tampa Bay, 1/6/80
- 5 Jackie Wallace, vs. Minnesota, 12/31/78
- 4 Five times, last by Az-Zahir Hakim vs. Minnesota 1/16/00

**Game, Opponent**

- 6 George McAfee, vs. Chicago, 12/19/50
- 5 James Jones, @ Dallas, 12/28/80
- 4 Many times, last by Karl Williams, vs. Tampa Bay, 1/23/00

**FAIR CATCHES**

**Career**

- 7 Dre' Bly, 1999-2002
- 3 Dave Elmendorf, 1971-79
- 2 Many times, last by Az-Zahir Hakim, 1998-2001

**Game**

- 3 Dre' Bly, vs. Philadelphia, 1/27/02
- 2 Tom Kalmanir, vs. Cleveland, 12/23/50
- Verda (V.T.) Smith, vs. Cleveland, 12/23/50
- Ed Meador, @ Green Bay, 12/23/67
- Dave Elmendorf, vs. St. Louis, 12/27/75
- Dre' Bly, vs. Green Bay, 1/20/02
- Dre' Bly, vs. New England, 2/3/02 (SB XXXVI)

**Game, Opponent**

- 3 Willie Wood, @ Green Bay, 12/23/67
- Nick Giaquinto, @ Washington, 1/1/84
- Gordon Banks, vs. Dallas, 1/4/86
- 2 Chad Morton, @ New Orleans, 12/30/00

**YARDS GAINED**

**Career**

- 105 Az-Zahir Hakim, 1998-2001
- 97 Cullen Bryant, 1973-82, 87
- 94 Henry Ellard, 1983-93

**Game**

- 72 Az-Zahir Hakim, vs. Minnesota 1/16/00
- 71 Verda (V.T.) Smith, @ Detroit, 12/21/52
- Jackie Wallace, vs. Minnesota, 12/31/78
- 67 Eddie Brown, @ Tampa Bay, 1/6/80

**Game, Opponent**

- 152 Allen Rossum, @ Atlanta, 1/15/05
- 81 James Jones, @ Dallas, 12/28/80
- 68 George McAfee, vs. Chicago, 12/19/50





### Longest Punt Return

|     |   |
|-----|---|
| 65  | Az-Zahir Hakim, @ New Orleans, 12/30/00 |
| 57t | Verda (V.T.) Smith, @ Detroit, 12/21/52 |
| 37  | Eddie Brown, @ Tampa Bay, 1/6/60        |

### Longest Punt Return, Opponent

|    |                                      |
|----|--------------------------------------|
| 68 | Allen Rossum, @ Atlanta, 1/15/05     |
| 48 | Nick Giaquinto, @ Washington, 1/1/84 |
| 45 | Allen Rossum, @ Atlanta, 1/15/05     |

### AVERAGE YARDAGE

#### Game (3 returns)

|      |  |
|------|--|
| 19.7 | Az-Zahir Hakim, @ New Orleans, 12/30/00 (3-59) |
| 18.0 | Az-Zahir Hakim, vs. Minnesota, 1/16/00 (4-72)  |
| 14.2 | Jackie Wallace, vs. Minnesota, 12/31/78 (5-71) |

#### Game, Opponent (3 returns)

|      |   |
|------|---|
| 50.7 | Allen Rossum, @ Atlanta, 1/15/05 (3-152)    |
| 18.7 | Nick Giaquinto, @ Washington, 1/1/84 (3-56) |
| 16.2 | James Jones, @ Dallas, 12/28/80 (5-81)      |

### TOUCHDOWNS

#### Game

|   |   |
|---|---|
| 1 | Verda (V.T.) Smith, @ Detroit, 12/21/52 |
|---|---|

#### Game, Opponent

|   |                                  |
|---|----------------------------------|
| 1 | Allen Rossum, @ Atlanta, 1/15/05 |
|---|----------------------------------|

### KICKOFF RETURNS

#### RETURNS

#### Game

|   |   |
|---|---|
| 7 | Henry Ellard, @ Washington, 1/1/84                  |
| 6 | Aveion Cason, @ Atlanta, 1/15/05                    |
| 5 | Many times, last by Aveion Cason, @ Seattle, 1/8/05 |

#### Game, Opponent

|   |  |
|---|--|
| 7 | Robert Tate, vs. Minnesota, 1/16/00              |
| 6 | Brian Mitchell, vs. Philadelphia, 1/27/02        |
|   | Maurice Morris, @ Seattle, 1/8/05                |
| 5 | Ken Carpenter, vs. Cleveland, 12/23/51           |
|   | Larry Anderson, vs. Pittsburgh, 1/20/80 (SB XIV) |
|   | Derrick Mason, vs. Tennessee 1/30/00 (SB XXXIV)  |
|   | Rod Smart, vs. Carolina, 1/10/04                 |

### YARDS

#### Game

|     |  |
|-----|--|
| 174 | Tony Horne, vs. Minnesota, 1/16/00     |
| 129 | Woodley Lewis, @ Detroit, 12/21/52     |
| 127 | Woodley Lewis, vs. Cleveland, 12/26/55 |

#### Game, Opponent

|     |  |
|-----|--|
| 162 | Larry Anderson, vs. Pittsburgh, 1/20/80 (SB XIV) |
| 151 | Robert Tate, vs. Minnesota, 1/16/00              |
| 135 | Ken Carpenter, vs. Cleveland, 12/23/51           |

#### Longest Kickoff Return

|     |  |
|-----|--|
| 95t | Tony Horne, vs. Minnesota, 1/16/00       |
| 46  | Robert Delpino, @ San Francisco, 1/14/90 |
| 43  | Woodley Lewis, vs. Cleveland, 12/26/55   |

#### Longest Kickoff Return, Opponent

|    |   |
|----|---|
| 67 | Terry Metcalf, vs. St. Louis, 12/27/75    |
| 45 | Larry Anderson, vs. Pittsburgh, 1/20/80   |
| 41 | Brian Mitchell, vs. Philadelphia, 1/27/02 |

### AVERAGE YARDAGE

#### Game (3 returns)

|      |  |
|------|--|
| 43.5 | Tony Horne, vs. Minnesota, 1/16/00 (4-174)     |
| 31.8 | Woodley Lewis, vs. Cleveland, 12/26/55 (4-127) |
| 29.3 | Ron Waller, vs. Cleveland, 12/26/55 (3-88)     |

### Game, Opponent

|      |  |
|------|--|
| 35.0 | Terry Metcalf, vs. St. Louis, 12/27/75 (3-105)           |
| 32.4 | Larry Anderson, vs. Pittsburgh, 1/20/80 (5-162) (SB XIV) |
| 28.3 | Patrick Pass, vs. New England, 2/3/02 (SB XXXVI)         |

### TOUCHDOWNS

#### Game

|   |                                    |
|---|------------------------------------|
| 1 | Tony Horne, vs. Minnesota, 1/16/00 |
|---|------------------------------------|

#### Game, Opponent

|       |
|-------|
| Never |
|-------|

### INTERCEPTIONS BY

#### Game

|   |  |
|---|--|
| 2 | Bill Simpson, vs. Minnesota, 12/31/78                |
|   | Bill Simpson, vs. St. Louis, 12/27/75                |
|   | Tommy Polley, vs. Green Bay, 1/20/02                 |
|   | Aeneas Williams, vs. Green Bay, 1/20/02              |
| 1 | Many times, last by Travis Fisher, @ Seattle, 1/8/05 |

#### Game, Opponent

|   |   |
|---|---|
| 2 | Many times, last by Sammy Knight, @ New Orleans, 12/30/00 |
| 1 | Many times, last by Jason Webster, @ Atlanta, 1/15/05     |

#### Most Consecutive Games, Interception

|   |                       |
|---|-----------------------|
| 2 | Jack Reynolds, 1973   |
|   | Bill Simpson, 1975-76 |
|   | Monte Jackson, 1976   |
|   | LeRoy Irvin, 1980-83  |
|   | Aeneas Williams, 2001 |

### YARDS GAINED

#### Game

|    |                                       |
|----|---------------------------------------|
| 94 | LeRoy Irvin, @ Dallas, 12/26/83       |
| 83 | Bill Simpson, vs. St. Louis, 12/27/75 |
| 59 | Isiah Robertson, @ Dallas, 12/23/73   |

#### Game, Opponent

|    |                                      |
|----|--------------------------------------|
| 72 | Darrell Green, @ Washington, 1/1/84  |
| 68 | Thomas Henderson, vs. Dallas, 1/7/79 |
| 65 | Don Paul, vs. Cleveland, 12/26/55    |

#### Longest Return (All TDs unless noted)

|     |                                       |
|-----|---------------------------------------|
| 94  | LeRoy Irvin, @ Dallas, 12/26/83       |
| 65t | Bill Simpson, vs. St. Louis, 12/27/75 |
| 59t | Isiah Robertson, @ Dallas, 12/23/73   |

#### Longest Return, Opponent

|     |                                      |
|-----|--------------------------------------|
| 72t | Darrell Green, @ Washington, 1/1/84  |
| 68t | Thomas Henderson, vs. Dallas, 1/7/79 |
| 65t | Don Paul, vs. Cleveland, 12/26/55    |

### FUMBLES

#### OPPONENTS FUMBLES RECOVERED

#### Career

|   |                          |
|---|--------------------------|
| 3 | Fred Dryer, 1972-81      |
| 2 | Chuck Lamson, 1965-67    |
|   | Dave Elmendorf, 1971-79  |
|   | Jack Youngblood, 1971-84 |

#### Game

|   |  |
|---|--|
| 2 | Chuck Lamson, @ Green Bay, 12/23/67                  |
|   | Dave Elmendorf, @ Minnesota, 12/29/74                |
|   | Leonard Little, vs. Philadelphia, 1/27/02            |
| 1 | Many times, last by Tommy Polley, @ Atlanta, 1/15/05 |

#### Game, Opponent

|   |   |
|---|---|
| 2 | Matt Blair, @ Minnesota, 12/26/76                   |
| 1 | Many times, last by Travis Hall, @ Atlanta, 1/15/05 |



**Longest Fumble Return**

22 Andy Robustelli, vs. Cleveland, 12/23/51  
 10 Jack Youngblood, @ Minnesota, 12/26/76  
 9 Fred Dryer, vs. St. Louis, 12/27/75

**Longest Fumble Return, Opponent**

52t Wilber Marshall, @ Chicago, 1/11/86  
 21 Alvin Walton, @ Washington, 12/28/86  
 19 Neal Olkewicz, @ Washington, 12/28/86

**SACKS****TOTAL SACKS****Career**

8.5 Jack Youngblood, 1971-84  
 7 Kevin Greene, 1985-92  
 5 Leonard Little, 1998-

**Game**

3 Gary Jeter, vs. Dallas, 1/4/86  
 Kevin Greene, @ Minnesota, 12/26/88  
 2.5 Jack Youngblood, @ Dallas, 12/23/73  
 2 Leonard Little, vs. Philadelphia, 1/27/02  
 Brian Young, vs. Carolina, 1/10/04

**Game, Opponent**

3.5 Henry Jordan, @ Green Bay, 12/23/67  
 2 Carl Eller, @ Minnesota, 12/26/76  
 Lawrence Taylor, @ New York Giants, 1/7/90  
 Chike Okeafor, @ Seattle, 1/8/05

**BLOCKED KICKS****BLOCKED PUNTS****Game**

Never

**Game, Opponent**

2 Charlie Waters, @ Dallas, 12/19/76  
 1 Leo Skladany, vs. Philadelphia, 12/18/49  
 Matt Blair, @ Minnesota, 12/26/76  
 Scott Studwell, @ Minnesota, 12/31/78

**BLOCKED FIELD GOALS****Game**

1 Todd Lyght, vs. Tennessee, 1/30/00 (SB XXXIV)

**Game, Opponent**

1 Bill Willis, vs. Cleveland, 12/23/51  
 1 Nate Allen, @ Minnesota, 12/26/76



# TEAM PLAYOFF RECORDS



## SCORING

### Most Points

- 49 vs. Minnesota, 1/16/00 (Rams 49, Vikings 37)
- 45 vs. Green Bay, 1/20/02 (Rams 45, Packers 17)
- 35 vs. St. Louis, 12/27/75 (Rams 35, Cardinals 23)

### Most Points, Opponent

- 51 @ Washington, 1/1/84 (Redskins 51, Rams 7)
- 47 @ Atlanta, 1/15/05 (Falcons 47, Rams 17)
- 38 vs. Cleveland, 12/26/55 (Browns 38, Rams 14)

### Fewest Points

- 0 vs. Philadelphia, 12/18/49 (Eagles 14, Rams 0)  
vs. Dallas, 1/7/79 (Cowboys 28, Rams 0)  
@ Chicago, 1/12/86 (Bears 24, Rams 0)
- 3 @ San Francisco, 1/14/90 (49ers 30, Rams 3)
- 7 vs. Minnesota, 12/26/77 (Vikings 14, Rams 7)  
vs. Dallas, 1/4/76 (Cowboys 37, Rams 7)  
@ Green Bay, 12/23/67 (Packers 28, Rams 7)  
@ Washington, 1/1/84 (Redskins 51, Rams 7)

### Fewest Points, Opponent

- 0 @ Tampa Bay, 1/6/80 (Rams 9, Buccaneers 0)  
vs. Dallas, 1/4/86 (Rams 20, Cowboys 0)
- 6 vs. Tampa Bay, 1/23/00 (Rams 11, Buccaneers 6)
- 7 @ Philadelphia, 12/31/89 (Rams 21, Eagles 7)

### Most Decisive Win

- 28 vs. Green Bay, 1/20/02 (Rams 45, Packers 17)
- 24 vs. Minnesota, 12/31/78 (Rams 34, Vikings 10)
- 20 vs. Dallas, 1/4/86 (Rams 20, Cowboys 0)

### Most Decisive Loss

- 44 @ Washington, 1/1/84 (Redskins 51, Rams 7)
- 30 vs. Dallas, 1/4/76 (Cowboys 37, Rams 7)  
@ Atlanta, 1/15/05 (Falcons 47, Rams 17)
- 28 vs. Dallas, 1/7/79 (Cowboys 28, Rams 0)

### Most Points, Both Teams

- 86 vs. Minnesota, 1/16/00 (Rams 49, Vikings 37)
- 64 @ Atlanta, 1/15/05 (Falcons 47, Rams 17)
- 62 vs. Green Bay, 1/20/02 (Rams 45, Packers 17)

## FIRST DOWNS

### Most First Downs

- 26 vs. St. Louis, 12/27/75  
@ New York Giants, 1/7/90  
vs. New England, 2/3/02 (SB XXXVI)
- 25 vs. Minnesota, 12/31/78
- 23 vs. Tennessee, 1/30/00 (SB XXXIV)  
vs. Tampa Bay, 1/23/00  
vs. Minnesota, 1/16/00  
vs. Carolina, 1/10/04

### Most First Downs, Opponent

- 29 @ Dallas, 12/28/80  
@ San Francisco, 1/14/90
- 27 vs. Minnesota, 1/16/00  
vs. Tennessee, 1/30/00 (SB XXXIV)
- 24 vs. Dallas, 1/4/76  
@ Dallas, 12/26/83  
vs. Carolina, 1/10/04  
@ Seattle, 1/8/05

### Most First Downs, Both Teams

- 50 vs. Minnesota, 1/16/00 (Vikings 27, Rams 23)  
vs. Tennessee, 1/30/00 (SB XXXIV)  
(Titans 27, Rams 23)
- 48 vs. St. Louis, 12/27/75 (Cardinals 22, Rams 17)
- 47 vs. Carolina, 1/10/04 (Panthers 24, Rams 23)

### Fewest First Downs

- 7 vs. Philadelphia, 12/18/49
- 9 vs. Dallas, 1/4/76  
@ Chicago, 1/12/86  
@ San Francisco, 1/14/90
- 11 @ Dallas, 12/23/73  
vs. Chicago, 12/17/50

### Fewest First Downs, Opponent

- 7 @ Tampa Bay, 1/6/80
- 8 vs. Washington, 12/16/45
- 12 vs. Minnesota, 12/31/78  
vs. Tampa Bay, 1/23/00

### Fewest First Downs, Both Teams

- 22 vs. Washington, 12/16/45 (Rams 14, Redskins 8)  
@ Chicago, 1/12/86 (Bears 13, Rams 9)
- 24 vs. Philadelphia, 12/18/49 (Rams 7, Eagles 17)
- 26 @ Dallas, 12/23/73 (Rams 11, Cowboys 15)

### Most First Downs, Rushing

- 14 vs. St. Louis, 12/27/75  
@ Minnesota, 12/26/76
- 13 vs. Minnesota, 12/31/78  
@ Tampa Bay, 1/6/80
- 11 vs. Dallas, 1/4/86

### Most First Downs, Rushing, Opponent

- 19 @ Dallas, 12/28/80
- 14 @ Atlanta, 1/15/05
- 12 vs. Philadelphia, 12/18/49  
vs. Chicago, 12/17/50  
@ San Francisco, 1/14/90  
vs. Tennessee, 1/30/00 (SB XXXIV)

### Fewest First Downs, Rushing

- 0 vs. Philadelphia, 12/18/49  
@ San Francisco, 1/14/90
- 1 vs. Dallas, 1/4/76  
vs. Tennessee, 1/30/00 (SB XXXIV)  
@ New Orleans, 12/30/00
- 2 @ Green Bay, 12/23/67  
@ Washington, 1/1/84

### Fewest First Downs, Rushing, Opponent

- 1 @ New Orleans, 12/30/00
- 2 vs. Minnesota, 12/31/78
- 3 vs. Washington, 12/16/45  
vs. Dallas, 1/4/86

### Most First Downs, Passing

- 18 vs. Minnesota, 1/16/00  
vs. Tennessee, 1/30/00 (SB XXXIV)  
@ Philadelphia, 12/31/89
- 17 vs. Carolina, 1/10/04
- 16 @ New Orleans, 12/30/00  
vs. New England, 2/3/02 (SB XXXVI)

### Most First Downs, Passing, Opponent

- 20 vs. Minnesota, 1/16/00  
@ Dallas, 12/26/83
- 16 vs. Cleveland, 12/23/51  
vs. St. Louis, 12/27/75  
@ San Francisco, 1/14/90
- 15 @ Seattle, 1/8/05

### Fewest First Downs, Passing

- 3 @ Dallas, 1/4/86  
@ Chicago, 1/12/86
- 4 vs. Washington, 12/16/45
- 5 @ Dallas, 12/23/73  
vs. New York Giants, 12/23/84

### Fewest First Downs, Passing, Opponent



- 4 @ Tampa Bay, 1/6/80  
vs. Washington, 12/16/45  
vs. Philadelphia, 12/18/49  
@ Dallas, 12/23/73  
vs. Minnesota, 12/26/77  
@ Atlanta, 1/15/05
- 5 @ Washington, 12/28/86
- 7 @ Minnesota, 12/29/74

**Most First Downs, Penalty**

- 4 vs. Tennessee, 1/30/00 (SB XXXIV)  
@ Seattle, 1/8/05
- 3 @ Dallas, 12/19/76  
@ Dallas, 12/26/83  
vs. New England, 2/3/02 (SB XXXVI)
- 2 Many times, last vs. Minnesota, 1/16/00

**Most First Downs, Penalty, Opponent**

- 3 vs. New York Giants, 12/23/84
- 2 @ Minnesota, 12/29/74  
@ Dallas, 1/7/79  
@ New Orleans, 12/30/00  
@ Seattle, 1/8/05

**NET YARDS GAINED**

**Most Yards Gained**

- 448 @ New York Giants, 1/7/90
- 440 vs. St. Louis, 12/27/75
- 436 vs. Tennessee, 1/30/00 (SB XXXIV)

**Most Yards Gained, Opponent**

- 528 @ Dallas, 12/28/80
- 485 vs. Carolina, 1/10/04
- 476 vs. Minnesota, 1/16/00

**Most Yards Gained, Both Teams**

- 881 vs. Minnesota, 1/16/00 (Vikings 476, Rams 405)
- 865 vs. Carolina, 1/10/04 (Panthers, 485, Rams 380)
- 832 @ Cleveland, 12/24/50 (Rams 418, Browns 414)

**Fewest Yards Gained**

- 118 vs. Dallas, 1/4/76
- 119 vs. Philadelphia, 12/18/49
- 130 @ Chicago, 1/12/86

**Fewest Yards Gained, Opponent**

- 181 @ Tampa Bay, 1/6/80
- 189 vs. Minnesota, 12/26/77
- 192 vs. New York Giants

**Fewest Yards Gained, Both Teams**

- 362 @ Chicago, 1/12/86 (Bears 232, Rams 130)
- 406 vs. New York Giants, 12/23/84 (Giants 214, Rams 192)
- 456 vs. Minnesota, 12/26/77 (Rams 267, Vikings 189)

**RUSHING**

**ATTEMPTS**

**Most Rushing Attempts**

- 53 @ Tampa Bay, 1/6/80
- 50 vs. St. Louis, 12/27/75
- 49 @ Dallas, 12/19/76

**Most Rushing Attempts, Opponent**

- 61 vs. Philadelphia, 12/18/49
- 50 vs. Dallas, 1/4/76
- 49 vs. Minnesota, 12/26/77

**Fewest Rushing Attempts**

- 10 @ San Francisco, 1/14/90
- 13 vs. Tennessee, 1/30/00 (SB XXXIV)
- 16 vs. Dallas, 1/4/76  
@ Washington, 1/1/84  
@ New Orleans, 12/30/00

**Fewest Rushing Attempts, Opponent**

- 16 vs. Minnesota, 12/31/78
- 18 vs. Dallas, 1/4/86
- 20 @ Dallas, 12/26/83

**YARDS**

**Most Yards Gained Rushing**

- 269 vs. Dallas, 1/4/86
- 237 vs. St. Louis, 12/27/75
- 216 @ Tampa Bay, 1/6/80

**Most Yards Gained Rushing, Opponents**

- 338 @ Dallas, 12/28/80
- 327 @ Atlanta, 1/15/05
- 274 vs. Philadelphia, 12/18/49

**Most Yards Gained Rushing, Both Teams**

- 430 @ Dallas, 12/28/80 (Cowboys 338, Rams 92)
- 404 @ Atlanta, 1/15/05 (Falcons 327, Rams 77)
- 351 @ Minnesota, 12/26/76 (Rams 193, Vikings 158)

**Fewest Yards Gained Rushing**

- 21 vs. Philadelphia, 12/18/49
- 22 vs. Dallas, 1/4/76
- 26 @ San Francisco, 1/14/90

**Fewest Yards Gained Rushing, Opponent**

- 35 vs. Washington, 12/16/45
- 36 vs. Minnesota, 12/31/78
- 40 vs. New York Giants, 12/23/84

**Fewest Yards Gained Rushing, Both Teams**

- 84 @ New Orleans, 12/30/00 (Saints 50, Rams 34)
- 118 vs. Minnesota, 1/16/00 (Vikings 87, Rams 31)
- 128 vs. Tampa Bay, 1/23/00 (Buccaneers 77, Rams 51)

**PASSING**

**ATTEMPTS**

**Most Passes Attempted**

- 46 vs. Carolina, 1/10/04
- 45 vs. Tennessee, 1/30/00 (SB XXXIV)  
@ Minnesota, 12/26/88
- 44 @ New York Giants, 1/7/90  
vs. New England, 2/3/02 (SB XXXVI)

**Most Passes Attempted, Opponent**

- 53 @ Dallas, 12/26/83
- 50 vs. Minnesota, 1/16/00
- 44 vs. Green Bay, 1/20/02

**Most Passes Attempted, Both Teams**

- 84 @ Dallas, 12/26/83 (Cowboys 53, Rams 31)
- 83 vs. Minnesota, 1/16/00 (Vikings 50, Rams 33)
- 81 vs. Tennessee, 1/30/00 (SB XXXIV) (Rams 45, Titans 36)

**Fewest Passes Attempted**

- 15 vs. New York Giants, 12/23/84
- 18 @ Washington, 12/28/86
- 21 @ Dallas, 12/30/79

**Fewest Passes Attempted, Opponent**

- 9 vs. Philadelphia, 12/18/49
- 10 vs. Minnesota, 12/26/77
- 16 @ Dallas, 12/23/73

**Fewest Passes Attempted, Both Teams**

- 36 vs. Philadelphia, 12/18/49 (Rams 27, Eagles 9)
- 40 @ Dallas, 12/23/73 (Rams 24, Cowboys 16)
- 42 vs. Minnesota, 12/26/77 (Rams 32, Vikings 10)

**COMPLETIONS**

**Most Passes Completed**

- 28 vs. New England, 2/3/02 (SB XXXVI)
- 27 vs. Minnesota, 1/16/00  
vs. Carolina, 1/10/04
- 25 vs. Tampa Bay, 1/23/00  
@ New York Giants, 1/7/90

**Most Passes Completed, Opponent**



- 32 @ Dallas, 12/26/83
- 29 vs. Minnesota, 1/16/00
- 27 @ San Francisco, 1/14/90
- @ Seattle, 1/8/05

**Most Passes Completed, Both Teams**

- 56 vs. Minnesota, 1/16/00 (Vikings 29, Rams 27)
- 48 @ Dallas, 12/26/83 (Cowboys 32, Rams 16)
- 46 vs. Tennessee, 1/30/00 (SB XXXIV)  
(Rams 24, Titans 22)

**Fewest Passes Completed**

- 6 vs. Dallas, 1/4/86
- 7 @ Dallas, 12/23/73
- 9 @ Dallas, 12/30/79
- @ Minnesota, 12/26/76
- @ Washington, 12/28/86

**Fewest Passes Completed, Opponent**

- 5 vs. Philadelphia, 12/18/49
- vs. Minnesota, 12/26/77
- @ Tampa Bay, 1/6/80
- 8 @ Dallas, 12/23/73
- 9 vs. Washington, 12/16/45

**Fewest Passes Completed, Both Teams**

- 15 vs. Philadelphia, 12/18/49 (Rams 10, Eagles 5)
- 15 @ Dallas, 12/23/73 (Cowboys 8, Rams 7)
- 17 @ Tampa Bay, 1/6/80 (Rams 12, Buccaneers 5)

**YARDS**

**Most Yards Gained, Passing**

- 407 vs. Tennessee, 1/30/00 (SB XXXIV)
- 374 vs. Minnesota, 1/16/00
- 350 @ New Orleans, 12/30/00

**Most Yards Gained, Passing, Opponent**

- 389 vs. Minnesota, 1/16/00
- 332 @ Seattle, 1/8/05
- 315 @ Washington, 1/1/84

**Most Yards Gained, Passing, Both Teams**

- 763 vs. Minnesota, 1/16/00 (Vikings 389, Rams 374)
- 626 @ Seattle, 1/8/05 (Seahawks 332, Rams 294)
- 615 vs. Tennessee, 1/30/00 (SB XXXIV) (Rams 407, Titans 208)

**Fewest Yards Gained, Passing**

- 47 vs. Dallas, 1/4/86
- 66 @ Chicago, 1/12/86
- 96 vs. Dallas, 1/4/76

**Fewest Yards Gained, Passing, Opponent**

- 42 vs. Minnesota, 12/26/77
- 68 vs. Philadelphia, 12/18/49
- 70 @ Atlanta, 1/15/05

**Fewest Yards Gained, Passing, Both Teams**

- 163 vs. Minnesota, 12/26/77 (Rams 118, Vikings 49)
- 166 vs. Philadelphia, 12/18/49 (Rams 98, Eagles 68)
- 185 @ Chicago, 1/12/86 (Bears 144, Rams 41)

**SACKS**

**TOTAL SACKS**

**Most Sacks**

- 7 @ Dallas, 12/23/73
- 5 vs. Cleveland, 12/23/51
- vs. Dallas, 1/4/86
- @ Minnesota, 12/26/88
- vs. Tampa Bay, 1/23/00
- 4 Many times, last vs. Minnesota, 1/16/00

**Most Sacks, Opponent**

- 5 @ Green Bay, 12/23/67
- @ Dallas, 12/23/73
- vs. Dallas, 1/4/76

- @ Seattle, 1/8/05
- 4 @ Pittsburgh, 1/20/80
- @ Atlanta, 1/15/05
- 3 Many times, last @ Chicago, 1/12/86

**SACK YARDAGE**

**Most Sack Yardage**

- 52 vs. Chicago, 12/17/50
- 47 vs. Cleveland, 12/23/51
- 44 @ Dallas, 12/23/73

**Most Sack Yardage, Opponent**

- 51 vs. Dallas, 1/4/76
- 44 @ Green Bay, 12/23/67
- 42 vs. Pittsburgh, 1/20/80

**INTERCEPTIONS**

**TOTAL INTERCEPTIONS**

**Most Interceptions**

- 6 vs. Green Bay, 1/20/02
- 4 @ Detroit, 12/21/52
- 3 Many times, last @ Dallas, 1/4/86

**Most Interceptions, Opponent**

- 7 vs. Cleveland, 12/26/55
- 5 @ Cleveland, 12/24/50
- 5 vs. Dallas, 1/7/79

**YARDS**

**Most Yards**

- 161 vs. Green Bay, 1/20/02
- 130 vs. St. Louis, 12/27/75
- 111 @ Dallas, 12/26/83

**Most Yards, Opponent**

- 123 vs. Dallas, 1/7/79
- 103 vs. Cleveland, 12/26/55
- 77 vs. New England, 2/3/02 (SB XXXVI)

**PUNTING**

**TOTAL PUNTS**

**Most Punts**

- 11 @ Chicago, 1/12/86
- 10 vs. Chicago, 12/17/50
- 9 vs. Philadelphia, 12/18/49
- @ Dallas, 12/19/76

**Most Punts, Opponent**

- 9 @ Philadelphia, 12/31/89
- 8 Many times, last vs. New England, 2/3/02 (SB XXXVI)
- 6 @ New Orleans, 12/30/00

**Fewest Punts**

- 1 vs. Carolina, 1/10/04
- 2 vs. Tennessee, 1/30/00 (SB XXXIV)
- 3 @ Minnesota, 12/27/69
- @ Washington, 12/28/86
- vs. Minnesota, 1/16/00
- vs. Philadelphia, 1/27/02
- @ Seattle, 1/8/05

**Fewest Punts, Opponent**

- 2 Many times, last @ Atlanta, 1/15/05
- 3 Many times, last @ Seattle, 1/8/05
- 4 Many times, last vs. Philadelphia, 1/27/02

**AVERAGE YARDAGE**

**Highest Average Distance (4 punts)**

- 50.8 @ Cleveland, 12/24/50
- 48.2 @ Minnesota, 12/26/88
- 45.8 @ Atlanta, 1/15/05



**Highest Average Distance, Opponent (4 punts)**

47.6 vs. Minnesota, 1/16/00  
 46.9 vs. Dallas, 1/4/86  
 46.7 @ Dallas, 12/23/73

**PUNT RETURNS****TOTAL RETURNS****Most Punt Returns**

7 @ Minnesota, 12/26/76  
 6 vs. Minnesota, 12/31/78  
 @ Tampa Bay, 1/6/80  
 5 Five times, last vs. Minnesota, 12/26/88

**Most Punt Returns, Opponent**

7 vs. Chicago, 12/24/50  
 5 @ Dallas, 12/28/80  
 4 vs. Dallas, 1/7/79  
 @ Dallas, 12/19/76  
 vs. Dallas, 1/4/76  
 @ Minnesota, 12/29/74  
 vs. Pittsburgh, 1/20/80 (SB XIV)

**YARDS GAINED****Most Yards, Punt Returns**

82 vs. Minnesota, 12/31/78  
 76 @ Detroit, 12/21/52  
 72 vs. Minnesota, 1/16/00

**Most Yards, Punt Returns, Opponent**

152 @ Atlanta, 1/15/05  
 82 vs. Chicago, 12/24/50  
 81 @ Dallas, 12/28/80

**KICKOFF RETURNS****TOTAL RETURNS****Most Kickoff Returns**

10 @ Washington, 1/1/84  
 8 vs. Dallas, 1/4/76  
 7 vs. Cleveland, 12/26/55  
 @ Atlanta, 1/15/05

**Most Kickoff Returns, Opponent**

8 vs. Minnesota, 1/16/00  
 7 vs. St. Louis, 12/27/75  
 vs. Green Bay, 1/20/02  
 vs. Philadelphia, 1/27/02  
 6 @ Minnesota, 12/27/69  
 vs. Minnesota, 12/31/78  
 vs. Carolina 1/10/04  
 @ Seattle, 1/8/05

**YARDS GAINED****Most Yards, Kickoff Returns**

215 vs. Cleveland, 12/26/55  
 174 vs. Minnesota, 1/16/00  
 167 vs. Dallas, 1/4/76

**Most Yards, Kickoff Returns, Opponent**

188 vs. St. Louis, 12/27/75  
 174 vs. Minnesota, 1/16/00  
 162 vs. Pittsburgh, 1/20/80 (SB XIV)

**FUMBLES****TOTAL FUMBLES****Most Fumbles**

5 vs. St. Louis, 12/27/75  
 4 @ Minnesota, 12/26/76  
 @ Chicago, 1/12/86  
 @ Washington, 12/28/86  
 3 Many times, last @ New Orleans, 12/30/00

**Most Fumbles, Opponent**

6 @ Philadelphia, 12/31/89  
 5 @ Minnesota, 12/29/79

4 vs. Cleveland, 12/23/51  
 @ New Orleans, 12/30/00

**FUMBLES LOST****Most Fumbles Lost**

4 @ Washington, 12/28/86  
 3 @ Minnesota, 12/29/74  
 vs. St. Louis, 12/27/75  
 2 Many times, last @ New Orleans, 12/30/00

**Most Fumbles Lost, Opponent**

3 @ Cleveland, 12/24/50  
 @ Green Bay, 12/23/67  
 vs. Washington, 12/22/74  
 vs. Dallas, 1/4/86  
 2 Many times, last vs. Minnesota, 1/16/00

**PENALTIES****TOTAL FUMBLES****Most Penalties**

10 vs. New York Giants, 12/23/84  
 @ Minnesota, 12/26/88  
 vs. Minnesota, 1/16/00  
 9 @ New Orleans, 12/30/00  
 8 vs. Tennessee, 1/30/00 (Super Bowl XXXIV)  
 @ Washington, 12/28/86  
 @ Dallas, 12/19/76  
 vs. Chicago Bears, 12/17/50

**Most Penalties, Opponent**

13 vs. Carolina, 1/10/04  
 11 @ Dallas, 12/28/80  
 10 vs. Dallas, 1/7/79  
 vs. Minnesota, 1/16/00

**Fewest Penalties**

1 @ Philadelphia, 12/31/89  
 2 Many times, last @ San Francisco, 1/14/90  
 3 @ Tampa Bay, 1/16/80  
 @ Minnesota, 12/26/76  
 @ Green Bay, 12/23/67

**Fewest Penalties, Opponent**

1 vs. Washington, 12/22/74  
 2 vs. Minnesota, 12/31/78  
 @ Minnesota, 12/29/74  
 vs. Philadelphia, 1/27/02  
 3 vs. Green Bay, 1/20/02  
 vs. Tampa Bay, 1/23/00  
 @ San Francisco, 1/14/90  
 @ Cleveland, 12/24/50

**YARDS PENALIZED****Most Yards Penalized**

94 @ Dallas, 12/19/76  
 78 @ Washington, 12/28/86  
 75 vs. New York Giants, 12/23/84

**Most Yards Penalized, Opponent**

92 vs. Carolina, 1/10/04  
 85 vs. Dallas, 1/7/79  
 81 vs. New York Giants, 12/23/84

**Fewest Yards Penalized**

5 @ Philadelphia, 12/31/89  
 10 @ San Francisco, 1/14/90  
 26 vs. Pittsburgh, 1/20/80 (SB XIV)

**Fewest Yards Penalized, Opponent**

12 vs. Minnesota, 12/31/78  
 15 vs. Philadelphia, 1/27/02  
 20 @ Minnesota, 12/29/74  
 vs. Green Bay, 1/20/02



# INDIVIDUAL SUPER BOWL RECORDS



## SCORING

### POINTS

#### Most Points, Game

- 9 Jeff Wilkins, vs. Tennessee, 1/30/00
- 6 Ron Smith, vs. Pittsburgh, 1/20/80
- Cullen Bryant, vs. Pittsburgh, 1/20/80
- Frank Corral, vs. Pittsburgh, 1/20/80
- Torry Holt, vs. Tennessee, 1/30/00
- Isaac Bruce, vs. Tennessee, 1/30/00
- Kurt Warner, vs. New England, 2/3/02
- Ricky Proehl, vs. New England, 2/3/02

#### Game, Opponent

- 12 Franco Harris, vs. Pittsburgh, 1/20/80
- Eddie George, vs. Tennessee, 1/30/00
- 6 Ty Law, vs. New England, 2/3/02
- David Patten, vs. New England, 2/3/02 00

### TOUCHDOWNS

#### Game

- 1 Ron Smith, vs. Pittsburgh, 1/20/80
- Cullen Bryant, vs. Pittsburgh, 1/20/80
- Torry Holt, vs. Tennessee, 1/30/00
- Isaac Bruce, vs. Tennessee, 1/30/00
- Kurt Warner, vs. New England, 2/3/02
- Ricky Proehl, vs. New England, 2/3/02

#### Game, Opponent

- 2 Franco Harris, vs. Pittsburgh, 1/20/80
- Eddie George, vs. Tennessee, 1/30/00
- 1 Ty Law, vs. New England, 2/3/02
- David Patten, vs. New England, 2/3/02

### POINTS AFTER TOUCHDOWNS

#### Most Attempted, Game

- 2 Jeff Wilkins, vs. Tennessee, 1/30/00
- Jeff Wilkins, vs. New England, 2/3/02
- 1 Frank Corral, vs. Pittsburgh, 1/20/80

#### Most Made, Game

- 2 Jeff Wilkins, vs. Tennessee, 1/30/00
- Jeff Wilkins, vs. New England, 2/3/02
- 1 Frank Corral, vs. Pittsburgh, 1/20/80

#### Made, Opponent

- 4 Matt Bahr, vs. Pittsburgh, 1/20/80
- 2 Adam Vinatieri, vs. New England, 2/3/02
- 1 Al Del Greco, vs. Tennessee, 1/30/00

### FIELD GOALS

#### Most Attempted, Game

- 4 Jeff Wilkins, vs. Tennessee, 1/30/00
- 2 Jeff Wilkins, vs. New England, 2/3/02
- Frank Corral vs. Pittsburgh, 1/20/80

#### Most Attempted, Opponent, Game

- 3 Al Del Greco, vs. Tennessee, 1/30/00
- 2 Adam Vinatieri, vs. New England, 2/3/02
- 1 Matt Bahr, vs. Pittsburgh, 1/20/80

#### Most Made, Game

- 3 Jeff Wilkins, vs. Tennessee, 1/30/00
- 2 Frank Corral, vs. Pittsburgh, 1/20/80
- 1 Jeff Wilkins, vs. New England, 2/3/02

#### Most Made, Opponent, Game

- 2 Adam Vinatieri, vs. New England, 2/3/02
- 1 Al Del Greco, vs. Tennessee, 1/30/00
- Matt Bahr, vs. Pittsburgh, 1/20/80

## Most Consecutive Field Goals Made

- 2 Jeff Wilkins, vs. Tennessee, 1/30/00
- Frank Corral, vs. Pittsburgh, 1/20/80

## Most Consecutive Games Made

- 2 Jeff Wilkins, vs. Tennessee, 1/30/00
- 1 Frank Corral, vs. Pittsburgh, 1/20/80

## Longest Field Goal

- 50 Jeff Wilkins, vs. New England, 2/3/02
- 45 Frank Corral, vs. Pittsburgh, 1/20/80
- 31 Frank Corral, vs. Pittsburgh, 1/20/80

## Longest Field Goal, Opponent

- 48 Adam Vinatieri, vs. New England, 2/3/02
- 43 Al Del Greco, vs. Tennessee, 1/30/00
- 41 Matt Bahr, vs. Pittsburgh, 1/20/80

## RUSHING

### ATTEMPTS

#### Game

- 17 Wendell Tyler, vs. Pittsburgh, 1/20/80
- Marshall Faulk, vs. New England, 2/3/02
- 10 Marshall Faulk, vs. Tennessee, 1/30/00
- 6 Cullen Bryant, vs. Pittsburgh, 1/20/80

#### Opponent, Game

- 28 Eddie George, vs. Tennessee, 1/30/00
- 20 Franco Harris, vs. Pittsburgh, 1/20/80
- 18 Antowain Smith, vs. New England, 2/3/02

### YARDS GAINED

#### Game

- 76 Marshall Faulk, vs. New England, 2/3/02
- 60 Wendell Tyler, vs. Pittsburgh, 1/20/80
- 30 Cullen Bryant, vs. Pittsburgh, 1/20/80

#### Game, Opponent

- 95 Eddie George, vs. Tennessee, 1/30/00
- 92 Antowain Smith, vs. New England, 2/3/02
- 64 Steve McNair, vs. Tennessee, 1/30/00

#### Longest Run

- 39 Wendell Tyler, vs. Pittsburgh, 1/20/80
- 15 Marshall Faulk, vs. New England, 2/3/02
- 14 Cullen Bryant, vs. Pittsburgh, 1/20/80

#### Longest Run, Opponent

- 23 Steve McNair, vs. Tennessee, 1/30/00
- 22 David Patten, vs. New England, 2/3/02
- 17 Antowain Smith, vs. New England, 2/3/02

### AVERAGE GAIN

#### Game (10 attempts)

- 3.50 Wendell Tyler, vs. Pittsburgh, 1/20/80
- 1.70 Marshall Faulk, vs. Tennessee, 1/30/00

### TOUCHDOWNS

#### Game

- 1 Cullen Bryant, vs. Pittsburgh, 1/20/80
- Kurt Warner, vs. New England, 2/3/02

#### Game, Opponent

- 2 Franco Harris, vs. Pittsburgh, 1/20/80
- Eddie George, vs. Tennessee, 1/30/00



## PASSING

### ATTEMPTS

|                       |  |
|-----------------------|--|
| <b>Game</b>           |  |
| 45                    | Kurt Warner, vs. Tennessee, 1/30/00      |
| 44                    | Kurt Warner, vs. New England, 2/3/02     |
| 25                    | Vince Ferragamo, vs. Pittsburgh, 1/20/80 |
| <b>Game, Opponent</b> |  |
| 36                    | Steve McNair, vs. Tennessee, 1/30/00     |
| 27                    | Tom Brady, vs. New England, 2/3/02       |
| 21                    | Terry Bradshaw, Pittsburgh, 1/20/80      |

### COMPLETIONS

|                       |  |
|-----------------------|--|
| <b>Game</b>           |  |
| 28                    | Kurt Warner, vs. New England, 2/3/02     |
| 24                    | Kurt Warner, vs. Tennessee, 1/30/00      |
| 15                    | Vince Ferragamo, vs. Pittsburgh, 1/20/80 |
| <b>Game, Opponent</b> |  |
| 22                    | Steve McNair, Tennessee, 1/30/00         |
| 16                    | Tom Brady, vs. New England, 2/3/02       |
| 14                    | Terry Bradshaw, Pittsburgh, 1/20/80      |

### COMPLETION PERCENTAGE

|                                     |   |
|-------------------------------------|---|
| <b>Game (20 attempts)</b>           |   |
| 63.6                                | Kurt Warner, vs. New England, 2/3/02 (28 of 44)     |
| 60.0                                | Vince Ferragamo, vs. Pittsburgh, 1/20/80 (15 of 25) |
| 53.3                                | Kurt Warner, vs. Tennessee, 1/30/00 (24 of 45)      |
| <b>Game, Opponent (20 attempts)</b> |   |
| 66.7                                | Terry Bradshaw, vs. Pittsburgh, 1/20/80 (14 of 21)  |
| 61.1                                | Steve McNair, vs. Tennessee, 1/30/00 (22 of 36)     |
| 59.3                                | Tom Brady, vs. New England, 2/3/02 (16 of 27)       |

### YARDS GAINED

|   |   |
|---|---|
| <b>Game</b>   |   |
| 414   | Kurt Warner, vs. Tennessee, 1/30/00                       |
| 365   | Kurt Warner, vs. New England, 2/3/02                      |
| 212   | Vince Ferragamo, vs. Pittsburgh, 1/20/80                  |
| <b>Game, Opponent</b>   |   |
| 309   | Terry Bradshaw, Pittsburgh, 1/20/80                       |
| 214   | Steve McNair, Tennessee, 1/30/00                          |
| 145   | Tom Brady, vs. New England, 2/3/02                        |
| <b>Longest Pass Completion (All TDs unless noted)</b>           |   |
| 73t   | Kurt Warner (to Isaac Bruce), vs. Tennessee, 1/30/00      |
| 52  | Kurt Warner (to Marshall Faulk), vs. Tennessee, 1/30/00   |
| 50  | Vince Ferragamo (to Billy Waddy), vs. Pittsburgh, 1/20/80 |
| <b>Longest Pass Completion, Opponent (All TDs unless noted)</b> |   |
| 73t   | Terry Bradshaw, (to John Stallworth), Pittsburgh, 1/20/80 |
| 47t   | Terry Bradshaw, (to Lynn Swann), Pittsburgh, 1/20/80      |
| 45  | Terry Bradshaw (to John Stallworth), Pittsburgh, 1/20/80  |

### TOUCHDOWNS

|                       |  |
|-----------------------|--|
| <b>Game</b>           |  |
| 2                     | Kurt Warner, vs. Tennessee, 1/30/00          |
| 1                     | Lawrence McCutcheon, vs. Pittsburgh, 1/20/80 |
| 1                     | Kurt Warner, vs. New England, 2/3/02         |
| <b>Game, Opponent</b> |  |
| 2                     | Terry Bradshaw, vs. Pittsburgh, 1/20/80      |
| 1                     | Tom Brady, vs. New England, 2/3/02           |

## HAD INTERCEPTED

|  |  |
|--|--|
| <b>Game</b>                                      |  |
| 2  | Kurt Warner, vs. New England, 2/3/02     |
| 1  | Vince Ferragamo, vs. Pittsburgh, 1/20/80 |
| <b>Game, Opponent</b>                            |  |
| 3  | Terry Bradshaw, Pittsburgh, 1/20/80      |
| <b>Most Attempts, No Interceptions, Game</b>     |  |
| 45   | Kurt Warner, vs. Tennessee, 1/30/00      |
| <b>Most Attempts, No Interceptions, Opponent</b> |  |
| 36   | Steve McNair, vs. Tennessee, 1/30/00     |
| 27   | Tom Brady, vs. New England, 2/3/02       |

### TIMES SACKED

|                       |   |
|-----------------------|---|
| <b>Game</b>           |   |
| 4                     | Vince Ferragamo, vs. Pittsburgh 1/20/80 |
| 3                     | Kurt Warner, vs. New England, 2/3/02    |
| 1                     | Kurt Warner, vs. Tennessee, 1/30/00     |
| <b>Game, Opponent</b> |   |
| 1                     | Steve McNair, Tennessee, 1/30/00        |
|                       | Tom Brady, vs. New England, 2/3/02      |
|                       | Kevin Faulk, vs. New England, 2/3/02    |

## PASS RECEIVING

### RECEPTIONS

|                       |   |
|-----------------------|---|
| <b>Game</b>           |   |
| 7                     | Torry Holt, vs. Tennessee, 1/30/00      |
| 6                     | Isaac Bruce, vs. Tennessee, 1/30/00     |
| 5                     | Marshall Faulk, vs. Tennessee, 1/30/00  |
|                       | Isaac Bruce, vs. New England, 2/3/02    |
|                       | Az-Zahir Hakim, vs. New England, 2/3/02 |
|                       | Torry Holt, vs. New England, 2/3/02     |
| <b>Game, Opponent</b> |   |
| 7                     | Jackie Harris, Tennessee, 1/30/00       |
| 6                     | Troy Brown, vs. New England, 2/3/02     |
| 5                     | Frank Wycheck, Tennessee, 1/30/00       |
|                       | Lynn Swann, Pittsburgh, 1/20/80         |

### YARDS

|  |   |
|--|---|
| <b>Game</b>  |   |
| 162  | Isaac Bruce, vs. Tennessee, 1/30/00       |
| 109  | Torry Holt, vs. Tennessee, 1/30/00        |
| 90   | Marshall Faulk, vs. Tennessee, 1/30/00    |
|  | Az-Zahir Hakim, vs. New England, 2/3/02   |
| <b>Game, Opponent</b>                                |   |
| 121  | Lance Stallworth, vs. Pittsburgh, 1/20/80 |
| 89   | Troy Brown, vs. New England, 2/3/02       |
| 79   | Lynn Swann, vs. Pittsburgh, 1/20/80       |
| <b>Longest Pass Reception (All TDs unless noted)</b> |   |
| 73t  | Isaac Bruce, vs. Tennessee, 1/30/00       |
| 52   | Marshall Faulk, vs. Tennessee, 1/30/00    |
| 50   | Billy Waddy, vs. Pittsburgh, 1/20/80      |
| <b>Longest Pass Reception, Opponent</b>              |   |
| 73t  | John Stallworth, vs. Pittsburgh, 1/20/80  |
| 47t  | Lynn Swann, vs. Pittsburgh, 1/20/80       |
| 45t  | John Stallworth, vs. Pittsburgh, 1/20/80  |

### AVERAGE GAIN

|                            |  |
|----------------------------|--|
| <b>Game (3 receptions)</b> |  |
| 27.0                       | Isaac Bruce, vs. Tennessee, 1/30/00 (6-162)    |
| 23.7                       | Ricky Proehl, vs. New England, 2/3/02 (3-71)   |
| 18.0                       | Marshall Faulk, vs. Tennessee, 1/30/00 (5-90)  |
|                            | Az-Zahir Hakim, vs. New England, 2/3/02 (5-90) |





## TOUCHDOWNS

|                       |  |
|-----------------------|--|
| <b>Game</b>           |  |
| 1                     | Ron Smith, vs. Pittsburgh, 1/20/80<br>Torry Holt, vs. Tennessee, 1/30/00<br>Isaac Bruce, vs. Tennessee, 1/30/00<br>Ricky Proehl, vs. New England, 2/3/02 |
| <b>Game, Opponent</b> |  |
| 1                     | Lynn Swann, vs. Pittsburgh, 1/20/80<br>Lance Stallworth, vs. Pittsburgh, 1/20/80<br>David Patten, vs. New England, 2/3/02                                |

## RUSHING-RECEIVING

### ATTEMPTS

|             |   |
|-------------|---|
| <b>Game</b> |   |
| 21          | Marshall Faulk, vs. New England, 2/3/02 |
| 20          | Wendell Tyler, vs. Pittsburgh, 1/20/80  |
| 15          | Marshall Faulk, vs. Tennessee, 1/30/00  |

### YARDS

|             |   |
|-------------|---|
| <b>Game</b> |   |
| 130         | Marshall Faulk, vs. New England, 2/3/02 |
| 117         | Marshall Faulk, vs. Tennessee, 1/30/00  |
| 80          | Wendell Tyler, vs. Pittsburgh, 1/20/80  |

## PUNTING

### PUNTS

|                               |   |
|-------------------------------|---|
| <b>Game</b>                   |   |
| 5                             | Ken Clark, vs. Pittsburgh, 1/20/80      |
| 4                             | John Baker, vs. New England, 2/3/02     |
| 2                             | Mike Horan, vs. Tennessee, 1/30/00      |
| <b>Game, Opponent</b>         |   |
| 8                             | Ken Walter, vs. New England, 2/3/02     |
| 3                             | Craig Hentrich, Tennessee, 1/30/00      |
| 2                             | Craig Colquitt, Pittsburgh, 1/20/80     |
| <b>Longest Punt</b>           |   |
| 59                            | Ken Clark, vs. Pittsburgh, 1/20/80      |
| 49                            | John Baker, vs. New England, 2/3/02     |
| 47                            | Mike Horan, vs. Tennessee, 1/30/00      |
| <b>Longest Punt, Opponent</b> |   |
| 53                            | Ken Walter, vs. New England, 2/3/02     |
| 50                            | Craig Colquitt, vs. Pittsburgh, 1/20/80 |
| 49                            | Craig Hentrich, vs. Tennessee, 1/30/00  |

### AVERAGE GROSS YARDS

|                                 |   |
|---------------------------------|---|
| <b>Game (3 punts)</b>           |   |
| 44.0                            | Ken Clark, vs. Pittsburgh, 1/20/80 (5-220)  |
| 39.8                            | John Baker, vs. New England, 2/3/02 (4-159) |
| <b>Game, Opponent (3 punts)</b> |   |
| 43.1                            | Ken Walter, vs. New England, 2/3/02 (8-345) |
| 43.0                            | Craig Hentrich, vs. Tennessee, 1/30/00      |

### HAD BLOCKED

|   |                                     |
|---|-------------------------------------|
| <b>Most Consecutive Punts, None Blocked</b> |                                     |
| 5   | Ken Clark, vs. Pittsburgh, 1/20/80  |
| 4   | John Baker, vs. New England, 2/3/02 |
| 2   | Mike Horan, vs. Tennessee, 1/30/80  |

### INSIDE 20

|             |                                     |
|-------------|-------------------------------------|
| <b>Game</b> |                                     |
| 3           | John Baker, vs. New England, 2/3/02 |

## PUNT RETURNS

### RETURNS

|                       |  |
|-----------------------|--|
| <b>Game</b>           |  |
| 3                     | Dre' Bly, vs. New England, 2/3/02  |
| 2                     | Az-Zahir Hakim, vs. Tennessee, 1/30/00                                       |
| 1                     | Eddie Brown, vs. Pittsburgh, 1/20/80   |
| <b>Game, Opponent</b> |  |
| 2                     | Theo Bell, vs. Pittsburgh, 1/20/80<br>Jim Smith, vs. Pittsburgh, 1/20/80     |
| 1                     | Derrick Mason, vs. Tennessee, 1/30/00<br>Troy Brown, vs. New England, 2/3/02 |

### FAIR CATCHES

|                       |                                     |
|-----------------------|-------------------------------------|
| <b>Game</b>           |                                     |
| 2                     | Dre' Bly, vs. New England, 2/3/02   |
| <b>Game, Opponent</b> |                                     |
| 1                     | Troy Brown, vs. New England, 2/3/02 |

### YARDS GAINED

|                                      |  |
|--------------------------------------|--|
| <b>Game</b>                          |  |
| 8                                    | Az-Zahir Hakim, vs. Tennessee, 1/30/00 |
| 6                                    | Dre' Bly, vs. New England, 2/3/02      |
| 4                                    | Eddie Brown, vs. Pittsburgh, 1/20/80   |
| <b>Game, Opponent</b>                |  |
| 17                                   | Theo Bell, Pittsburgh, 1/20/80         |
| 14                                   | Jim Smith, Pittsburgh, 1/20/80         |
| 4                                    | Troy Brown, vs. New England, 2/3/02    |
| <b>Longest Punt Return</b>           |  |
| 10                                   | Az-Zahir Hakim, vs. Tennessee, 1/30/00 |
| 7                                    | Dre' Bly, vs. New England, 2/3/02      |
| 4                                    | Eddie Brown, vs. Pittsburgh, 1/30/00   |
| <b>Longest Punt Return, Opponent</b> |  |
| 11                                   | Theo Bell, Pittsburgh, 1/20/80         |
| 7                                    | Jim Smith, Pittsburgh, 1/20/80         |
| 4                                    | Troy Brown, vs. New England, 2/3/02    |

### AVERAGE YARDAGE

|                                   |  |
|-----------------------------------|--|
| <b>Game (2 returns)</b>           |  |
| 4.0                               | Az-Zahir Hakim, vs. Tennessee, 1/30/00 |
| 2.0                               | Dre' Bly, vs. New England, 2/3/02      |
| <b>Game, Opponent (3 returns)</b> |  |
| 8.5                               | Theo Bell, Pittsburgh, 1/20/80         |
| 7.0                               | Jim Smith, Pittsburgh, 1/20/80         |

## KICKOFF RETURNS

### RETURNS

|                       |  |
|-----------------------|--|
| <b>Game</b>           |  |
| 4                     | Tony Horne, vs. Tennessee, 1/30/00   |
| 3                     | Eddie Hill, vs. Pittsburgh, 1/20/80<br>Yo Murphy, vs. New England, 2/3/02        |
| <b>Game, Opponent</b> |  |
| 5                     | Derrick Mason, vs. Tennessee, 1/30/00<br>Larry Anderson, vs. Pittsburgh, 1/20/80 |
| 3                     | Patrick Pass, vs. New England, 2/3/02  |

### YARDS

|                       |   |
|-----------------------|---|
| <b>Game</b>           |   |
| 81                    | Yo Murphy, vs. New England, 2/3/02      |
| 55                    | Tony Horne, vs. Tennessee, 1/30/00      |
| 47                    | Eddie Hill, vs. Pittsburgh, 1/20/80     |
| <b>Game, Opponent</b> |   |
| 162                   | Larry Anderson, vs. Pittsburgh, 1/20/80 |



122 Derrick Mason, vs. Tennessee, 1/30/00  
85 Patrick Pass, vs. New England, 2/3/02

**Longest Kickoff Return**

38 Yo Murphy, vs. New England, 2/3/02  
27 Eddie Hill, vs. Pittsburgh, 1/20/80  
25 Tony Horne, vs. Tennessee, 1/30/00

**Longest Kickoff Return, Opponent**

45 Larry Anderson, vs. Pittsburgh, 1/20/80  
35 Derrick Mason, vs. Tennessee, 1/30/00  
Patrick Pass, vs. New England, 2/3/02

**AVERAGE YARDAGE**

**Game (3 returns)**

15.6 Eddie Hill, vs. Pittsburgh, 1/20/80 (3-47)  
13.8 Tony Horne, vs. Tennessee, 1/30/00 (4-55)

**Game, Opponent**

32.4 Larry Anderson, vs. Pittsburgh, 1/20/80 (5-162)  
24.4 Derrick Mason, vs. Tennessee, 1/30/00 (5-122)

**INTERCEPTIONS BY**

**Game**

1 Dave Elmendorf, vs. Pittsburgh, 1/20/80  
Eddie Brown, vs. Pittsburgh, 1/20/80  
Rod Perry, vs. Pittsburgh, 1/20/80

**Game, Opponent**

1 Jack Lambert, Pittsburgh, 1/20/80  
Ty Law, vs. New England, 2/3/02  
Otis Smith, vs. New England, 2/3/02

**YARDS GAINED**

**Game**

10 Dave Elmendorf, vs. Pittsburgh, 1/20/80  
6 Eddie Brown, vs. Pittsburgh, 1/20/80

**Game, Opponent**

47 Ty Law, vs. New England, 2/3/02  
30 Otis Smith, vs. New England, 2/3/02  
16 Jack Lambert, vs. Pittsburgh, 1/20/80

**Longest Return**

10 Dave Elmendorf, vs. Pittsburgh, 1/20/80  
6 Eddie Brown, vs. Pittsburgh, 1/20/80

**Longest Return, Opponent**

47t Ty Law, New England, 2/3/02  
30 Otis Smith, New England, 2/3/02  
16 Jack Lambert, vs. Pittsburgh, 1/20/80

**FUMBLES**

**OPPONENTS FUMBLES RECOVERED**

**Game, Opponent**

1 Terrell Buckley vs. New England, 2/3/02

**Longest Fumble Return**

None

**Longest Fumble Return, Opponent**

15 Terrell Buckley vs. New England, 2/3/02

**SACKS**

**TOTAL SACKS**

**Game**

1 Leonard Little, vs. New England, 2/3/02  
Grant Wistrom, vs. New England, 2/3/02  
Kevin Carter, vs. Tennessee, 1/30/00

**Game, Opponent**

1 Willie McGinest, vs. New England, 2/3/02  
Richard Seymour, vs. New England, 2/3/02  
Bobby Hamilton, vs. New England, 2/3/02  
Jason Fisk, Tennessee, 1/30/00  
J.T. Thomas, Pittsburgh, 1/20/80  
Robin Cole, Pittsburgh, 1/20/80  
Steve Furness, Pittsburgh, 1/20/80  
John Banaszak, Pittsburgh, 1/20/80

**BLOCKED KICKS**

**BLOCKED FIELD GOALS**

**Game**

1 Todd Lyght, vs. Tennessee, 1/30/00



# TEAM SUPER BOWL RECORDS



## SCORING

### Most Points

- 23 vs. Tennessee, 1/30/00 (Rams 23, Titans 16)
- 19 vs. Pittsburgh, 1/20/80 (Steelers 31, Rams 19)
- 17 vs. New England, 2/3/02 (Patriots 20, Rams 17)

### Most Points, Opponent

- 31 vs. Pittsburgh, 1/20/80 (Steelers 31, Rams 19)
- 20 vs. New England, 2/3/02 (Patriots 20, Rams 17)
- 16 Tennessee, 1/30/00 (Rams 23, Titans 16)

### Fewest Points

- 17 vs. New England, 2/3/02 (Patriots 20, Rams 17)
- 19 vs. Pittsburgh, 1/20/80 (Steelers 31, Rams 19)
- 23 vs. Tennessee, 1/30/00 (Rams 23, Titans 16)

### Fewest Points, Opponent

- 16 vs. Tennessee, 1/30/00 (Rams, 23, Titans 16)
- 20 vs. New England, 2/3/02 (Patriots 20, Rams 17)
- 31 vs. Pittsburgh, 1/20/80 (Steelers 31, Rams 19)

### Most Decisive Win

- 7 vs. Tennessee, 1/30/00 (Rams 23, Titans 16)

### Most Decisive Loss

- 3 vs. New England, 2/3/02 (Patriots 20, Rams 17)
- 12 vs. Pittsburgh, 1/20/80 (Steelers 31, Rams 19)

### Most Points, Both Teams

- 50 vs. Pittsburgh, 1/20/80 (Steelers 31, Rams 19)
- 39 vs. Tennessee, 1/30/00 (Rams 23, Titans 16)
- 37 vs. New England, 2/3/02 (Patriots 20, Rams 17)

## FIRST DOWNS

### Most First Downs

- 26 vs. New England, 2/3/02
- 23 vs. Tennessee, 1/30/00
- 16 vs. Pittsburgh, 1/20/80

### Most First Downs, Opponent

- 27 vs. Tennessee, 1/30/00
- 19 vs. Pittsburgh, 1/20/80
- 15 vs. New England, 2/3/02

### Most First Downs, Both Teams

- 50 vs. Tennessee, 1/30/00
- 41 vs. New England, 2/3/02
- 35 vs. Pittsburgh, 1/20/80

### Fewest First Downs

- 16 vs. Pittsburgh, 1/20/80
- 23 vs. Tennessee, 1/30/00
- 26 vs. New England, 2/3/02

### Fewest First Downs, Opponent

- 27 Tennessee, 1/30/00
- 19 Pittsburgh, 1/20/80
- 15 vs. New England, 2/3/02

### Fewest First Downs, Both Teams

- 35 vs. Pittsburgh, 1/20/80
- 41 vs. New England, 2/3/02
- 50 vs. Tennessee, 1/30/00

### Most First Downs, Rushing

- 7 vs. New England, 2/3/02
- 6 vs. Pittsburgh, 1/20/00
- 1 vs. Tennessee, 1/30/00

### Most First Downs, Rushing, Opponent

- 12 vs. Tennessee, 1/30/00
- 8 vs. Pittsburgh, 1/20/80
- 6 vs. New England, 2/3/02

### Fewest First Downs, Rushing

- 1 vs. Tennessee, 1/30/00
- 6 vs. Pittsburgh, 1/20/80
- 7 vs. New England, 2/3/02

### Fewest First Downs, Rushing, Opponent

- 6 vs. New England, 2/3/02
- 8 vs. Pittsburgh, 1/20/80
- 12 vs. Tennessee, 1/30/00

### Most First Downs, Passing

- 18 vs. Tennessee, 1/30/00
- 16 vs. New England, 2/3/02
- 9 vs. Pittsburgh, 1/20/80

### Most First Downs, Passing, Opponent

- 13 vs. Tennessee, 1/30/00
- 10 vs. Pittsburgh, 1/20/80
- 8 vs. New England, 2/3/02

### Fewest First Downs, Passing

- 9 vs. Pittsburgh, 1/20/80
- 16 vs. New England, 2/3/02
- 18 vs. Tennessee, 1/30/00

### Fewest First Downs, Passing, Opponent

- 8 vs. New England, 2/3/02
- 10 vs. Pittsburgh, 1/20/80
- 13 vs. Tennessee, 1/30/00

### Most First Downs, Penalty

- 4 vs. Tennessee, 1/30/00
- 3 vs. New England, 2/3/02
- 1 vs. Pittsburgh, 1/20/80

### Most First Downs, Penalty, Opponent

- 2 vs. Tennessee, 1/30/00
- 1 vs. Pittsburgh, 1/20/80
- vs. New England, 2/3/02

## NET YARDS GAINED RUSHING-PASSING

### Most Yards Gained

- 436 vs. Tennessee, 1/30/00
- 427 vs. New England, 2/3/02
- 301 vs. Pittsburgh, 1/20/80

### Most Yards Gained, Opponent

- 393 vs. Pittsburgh, 1/20/80
- 367 vs. Tennessee, 1/30/00
- 267 vs. New England, 2/3/02

### Most Yards Gained, Both Teams

- 803 vs. Tennessee, 1/30/00 (Rams 436, Titans 367)
- 694 vs. Pittsburgh, 1/20/80 (Rams 301, Steelers 393)
- vs. New England, 2/3/02 (Rams 427, Patriots 267)

### Fewest Yards Gained

- 301 vs. Pittsburgh, 1/20/80
- 427 vs. New England, 2/3/02
- 436 vs. Tennessee, 1/30/00

### Fewest Yards Gained, Opponent

- 267 vs. New England, 2/3/02
- 367 vs. Tennessee, 1/30/00
- 393 vs. Pittsburgh, 1/20/80

### Fewest Yards Gained, Both Teams

- 694 vs. Pittsburgh, 1/20/80 (Rams 301, Steelers 393)
- vs. New England, 2/3/02 (Rams 427, Patriots 267)
- 803 vs. Tennessee, 1/30/00 (Rams 436, Titans 367)

## RUSHING

### ATTEMPTS

### Most Rushing Attempts

- 29 vs. Pittsburgh, 1/20/80
- 22 vs. New England, 2/3/02
- 13 vs. Tennessee, 1/30/00

### Most Rushing Attempts, Opponent

- 37 vs. Pittsburgh, 1/20/80
- 36 vs. Tennessee, 1/30/00
- 25 vs. New England, 2/3/02



**Fewest Rushing Attempts**

13 vs. Tennessee, 1/30/00  
 22 vs. New England, 2/3/02  
 29 vs. Pittsburgh, 1/20/80

**Fewest Rushing Attempts, Opponent**

25 vs. New England, 2/3/02  
 36 vs. Tennessee, 1/30/00  
 37 vs. Pittsburgh, 1/20/80

**YARDS****Most Yards Gained Rushing**

107 vs. Pittsburgh, 1/20/80  
 90 vs. New England, 2/3/02  
 29 vs. Tennessee, 1/30/00

**Most Yards Gained Rushing, Opponents**

159 vs. Tennessee, 1/30/00  
 133 vs. New England, 2/3/02  
 84 vs. Pittsburgh, 1/20/80

**Most Yards Gained Rushing, Both Teams**

223 vs. New England, 2/3/02 (Rams 90, Patriots 133)  
 191 vs. Pittsburgh, 1/20/80 (Rams 107, Steelers 84)  
 188 vs. Tennessee, 1/30/00 (Rams 29, Titans 159)

**Fewest Yards Gained Rushing**

29 vs. Tennessee, 1/30/00  
 90 vs. New England, 2/3/02  
 107 vs. Pittsburgh, 1/20/80

**Fewest Yards Gained Rushing, Opponent**

84 vs. Pittsburgh, 1/20/80  
 133 vs. New England, 2/3/02  
 159 vs. Tennessee, 1/30/00

**Fewest Yards Gained Rushing, Both Teams**

188 vs. Tennessee, 1/30/00 (Rams 29, Titans 159)  
 191 vs. Pittsburgh, 1/20/80 (Rams 107, Steelers 84)  
 223 vs. New England, 2/3/02 (Rams 90, Patriots 133)

**PASSING****ATTEMPTS****Most Passes Attempted**

45 vs. Tennessee, 1/30/00  
 44 vs. New England, 2/3/02  
 26 vs. Pittsburgh, 1/20/80

**Most Passes Attempted, Opponent**

36 vs. Tennessee, 1/30/00  
 27 vs. New England, 2/3/02  
 21 vs. Pittsburgh, 1/20/80

**Most Passes Attempted, Both Teams**

81 vs. Tennessee, 1/30/00 (Rams 45, Tennessee 36)  
 71 vs. New England, 2/3/02 (Rams 44, New England 27)  
 47 vs. Pittsburgh, 1/20/80 (Rams 26, Pittsburgh 21)

**Fewest Passes Attempted**

26 vs. Pittsburgh, 1/20/80  
 44 vs. New England, 2/3/02  
 45 vs. Tennessee, 1/30/00

**Fewest Passes Attempted, Opponent**

21 vs. Pittsburgh, 1/20/80  
 27 vs. New England, 2/3/02  
 36 vs. Tennessee, 1/30/00

**Fewest Passes Attempted, Both Teams**

47 vs. Pittsburgh, 1/20/80 (Rams 26, Steelers 21)  
 71 vs. New England, 2/3/02 (Rams 44, Patriots 27)  
 81 vs. Tennessee, 1/30/00 (Rams 45, Titans 36)

**COMPLETIONS****Most Passes Completed**

28 vs. New England, 2/3/02  
 24 vs. Tennessee, 1/30/00  
 16 vs. Pittsburgh, 1/20/80

**Most Passes Completed, Opponent**

22 vs. Tennessee, 1/30/00  
 16 vs. New England, 2/3/02  
 14 vs. Pittsburgh, 1/20/80

**Most Passes Completed, Both Teams**

46 vs. Tennessee, 1/30/00 (Rams 24, Titans 22)  
 44 vs. New England, 2/3/02 (Rams 28, Patriots 16)  
 30 vs. Pittsburgh, 1/20/80 (Rams 16, Steelers 14)

**Fewest Passes Completed**

16 vs. Pittsburgh, 1/20/80  
 24 vs. Tennessee, 1/30/00  
 28 vs. New England, 2/3/02

**Fewest Passes Completed, Opponent**

14 vs. Pittsburgh, 1/20/80  
 16 vs. New England, 2/3/02  
 22 vs. Tennessee, 1/30/00

**Fewest Passes Completed, Both Teams**

30 vs. Pittsburgh, 1/20/80 (Rams 16, Steelers 14)  
 44 vs. New England, 2/3/02 (Rams 28, Patriots 16)  
 46 vs. Tennessee, 1/30/00 (Rams 24, Titans 22)

**YARDS****Most Yards Gained, Passing**

407 vs. Tennessee, 1/30/00  
 337 vs. New England, 2/3/02  
 194 vs. Pittsburgh, 1/20/80

**Most Yards Gained, Passing, Opponent**

309 vs. Pittsburgh, 1/20/80  
 208 vs. Tennessee, 1/30/00  
 134 vs. New England, 2/3/02

**Most Yards Gained, Passing, Both Teams**

615 vs. Tennessee, 1/30/00 (Rams 407, Titans 208)  
 503 vs. Pittsburgh, 1/20/80 (Steelers 309, Rams 194)  
 471 vs. New England, 2/3/02 (Rams 337, Patriots 134)

**Fewest Yards Gained, Passing**

194 vs. Pittsburgh, 1/20/80  
 337 vs. New England, 2/3/02  
 407 vs. Tennessee, 1/30/00

**Fewest Yards Gained, Passing, Opponent**

134 vs. New England, 2/3/02  
 208 vs. Tennessee, 1/30/00  
 309 vs. Pittsburgh, 1/20/80

**Fewest Yards Gained, Passing, Both Teams**

471 vs. New England, 2/3/02 (Rams 337, Patriots 134)  
 503 vs. Pittsburgh, 1/20/80 (Steelers 309, Rams 194)  
 615 vs. Tennessee, 1/30/00 (Rams 407, Titans 208)

**SACKS****TOTAL SACKS****Most Sacks**

2 vs. New England, 2/3/02  
 1 vs. Tennessee, 1/30/00

**Most Sacks, Opponent**

4 vs. Pittsburgh, 1/20/80  
 3 vs. New England, 2/3/02  
 1 vs. Tennessee, 1/30/00

**SACK YARDAGE****Most Sack Yardage**

11 vs. New England, 2/3/02  
 6 vs. Tennessee, 1/30/00

**Most Sack Yardage, Opponent**

42 vs. Pittsburgh, 1/20/80  
 28 vs. New England, 2/3/02  
 7 vs. Tennessee, 1/30/00



## INTERCEPTIONS BY

### TOTAL INTERCEPTIONS

#### Most Interceptions

3 vs. Pittsburgh, 1/20/80

#### Most Interceptions, Opponent

2 vs. New England, 2/3/02

1 vs. Pittsburgh, 1/20/80

### YARDS

#### Most Yards

21 vs. Pittsburgh, 1/20/80

#### Most Yards, Opponent

77 vs. New England, 2/3/02

16 vs. Pittsburgh, 1/20/80

## PUNTING

### TOTAL PUNTS

#### Most Punts

5 vs. Pittsburgh, 1/20/80

4 vs. New England, 2/3/02

2 vs. Tennessee, 1/30/00

#### Most Punts, Opponent

8 vs. New England, 2/3/02

3 vs. Tennessee, 1/30/00

2 vs. Pittsburgh, 1/20/80

#### Fewest Punts

2 vs. Tennessee, 1/30/00

4 vs. New England, 2/3/02

5 vs. Pittsburgh, 1/20/80

#### Fewest Punts, Opponent

2 vs. Pittsburgh, 1/20/80

3 vs. Tennessee, 1/30/00

8 vs. New England, 2/3/02

### AVERAGE YARDAGE

#### Highest Average Distance (3 punts)

44.0 vs. Pittsburgh, 1/20/80

39.8 vs. New England, 2/3/02

#### Highest Average Distance, Opponent (3 punts)

43.1 vs. New England, 2/3/02

43.0 vs. Tennessee, 1/30/00

## PUNT RETURNS

### TOTAL RETURNS

#### Most Punt Returns

3 vs. New England, 2/3/02

2 vs. Tennessee, 1/30/00

1 vs. Pittsburgh, 1/20/80

#### Most Punt Returns, Opponent

4 vs. Pittsburgh, 1/20/80

1 vs. Tennessee, 1/30/00

vs. New England, 2/3/02

### YARDS GAINED

#### Most Yards, Punt Returns

8 vs. Tennessee, 1/30/00

6 vs. New England, 2/3/02

4 vs. Pittsburgh, 1/20/80

#### Most Yards, Punt Returns, Opponent

31 vs. Pittsburgh, 1/20/80

4 vs. New England, 2/3/02

## KICKOFF RETURNS

### TOTAL RETURNS

#### Most Kickoff Returns

6 vs. Pittsburgh, 1/20/80

4 vs. Tennessee, 1/30/00

vs. New England, 2/3/02

#### Most Kickoff Returns, Opponent

5 vs. Pittsburgh, 1/20/80

vs. Tennessee, 1/30/00

4 vs. New England, 2/3/02

### YARDS GAINED

#### Most Yards, Kickoff Returns

82 vs. New England, 2/3/02

79 vs. Pittsburgh, 1/20/80

55 vs. Tennessee, 1/30/00

#### Most Yards, Kickoff Returns, Opponent

162 vs. Pittsburgh, 1/20/80

122 vs. Tennessee, 1/30/00

100 vs. New England, 2/3/02

## FUMBLES

### TOTAL FUMBLES

#### Most Fumbles

2 vs. Tennessee, 1/30/00

vs. New England, 2/3/02

#### Most Fumbles, Opponent

1 vs. Tennessee, 1/30/00

### FUMBLES LOST

#### Most Fumbles Lost

1 vs. New England, 2/3/02

## PENALTIES

### TOTAL PENALTIES

#### Most Penalties

8 vs. Tennessee, 1/30/00

2 vs. Pittsburgh, 1/30/00

#### Most Penalties, Opponent

7 Tennessee, 1/30/00

6 Pittsburgh, 1/20/80

#### Fewest Penalties

2 vs. Pittsburgh, 1/20/80

8 vs. Tennessee, 1/30/00

#### Fewest Penalties, Opponent

6 Pittsburgh, 1/20/80

7 Tennessee, 1/30/00

### YARDS PENALIZED

#### Most Yards Penalized

60 vs. Tennessee, 1/30/00

26 vs. Pittsburgh, 1/20/80

#### Most Yards Penalized, Opponent

65 Pittsburgh, 1/20/80

45 Tennessee, 1/30/00

#### Fewest Yards Penalized

26 vs. Pittsburgh, 1/20/80

60 vs. Tennessee, 1/30/00

#### Fewest Yards Penalized, Opponent

45 Tennessee, 1/30/00

65 Pittsburgh, 1/20/80



# RAMS BIG DAYS / PLAYOFFS



**Bold denotes player active with Rams**

*Italics denotes rookie*

## **RUSHING**

|     |  |               |                    |
|-----|--|---------------|--------------------|
| 248 | Eric Dickerson vs. Dallas .....          | Jan. 4, 1986  | (34 carries, 2 TD) |
| 202 | Lawrence McCutcheon vs. St. Louis.....   | Dec. 27, 1975 | (37 carries, 0 TD) |
| 159 | Marshall Faulk vs. Philadelphia .....    | Jan. 27, 2002 | (31 carries, 2 TD) |
| 158 | Eric Dickerson @ Washington .....        | Dec. 28, 1986 | (26 carries, 0 TD) |
| 128 | Lawrence McCutcheon @ Minnesota.....     | Dec. 26, 1976 | (26 carries, 1 TD) |
| 124 | Greg Bell @ Minnesota.....               | Dec. 26, 1988 | (27 carries, 1 TD) |
| 107 | Eric Dickerson vs. New York Giants ..... | Dec. 23, 1984 | (23 carries, 1 TD) |
| 106 | Cullen Bryant @ Tampa Bay .....          | Jan. 6, 1980  | (18 carries, 0 TD) |
| 102 | Lawrence McCutcheon vs. Minnesota .....  | Dec. 26, 1977 | (16 carries, 0 TD) |
| 101 | Jim Gillette vs. Washington.....         | Dec. 16, 1945 | (17 carries, 0 TD) |
| 100 | Cullen Bryant vs. Minnesota .....        | Dec. 31, 1978 | (27 carries, 1 TD) |

## **CAREER 100-YARD RUSHING PLAYOFF GAMES**

| Games | Player                    | W-L | Games | Player              | W-L |
|-------|---------------------------|-----|-------|---------------------|-----|
| 3     | Eric Dickerson.....       | 1-2 | 1     | Marshall Faulk..... | 1-0 |
| 3     | Lawrence McCutcheon ..... | 1-2 | 1     | Jim Gillette .....  | 1-0 |
| 2     | Cullen Bryant.....        | 2-0 |       |                     |     |
| 1     | Greg Bell .....           | 0-1 |       |                     |     |

## **PASSING**

|            |   |                      |                               |
|------------|---|----------------------|-------------------------------|
| 414        | Kurt Warner vs. Tennessee (SB XXXIV) .....  | Jan. 30, 2000        | (24 / 45, 2 TD, 0 Int)        |
| 391        | Kurt Warner vs. Minnesota .....             | Jan. 16, 2000        | (27 / 33, 5 TD, 1 Int)        |
| 365        | Kurt Warner @ New Orleans .....             | Dec. 30, 2000        | (24 / 40, 3 TD, 3 Int)        |
| 365        | Kurt Warner vs. New England (SB XXXVI)..... | Feb. 3, 2002         | (28 / 44, 1 TD, 2 Int)        |
| <b>332</b> | <b>Marc Bulger vs. Carolina.....</b>        | <b>Jan. 10, 2004</b> | <b>(27 / 46, 0 TD, 3 Int)</b> |
| 315        | Jim Everett @ New York Giants .....         | Jan. 7, 1990         | (25 / 44, 2 TD, 1 Int)        |
| <b>313</b> | <b>Marc Bulger @ Seattle.....</b>           | <b>Jan. 8, 2005</b>  | <b>(18 / 32, 2 TD, 1 Int)</b> |
| 312        | Bob Waterfield @ Cleveland.....             | Dec. 24, 1950        | (18 / 31, 1 TD, 4 Int)        |

## **CAREER 300-YARD PASSING PLAYOFF GAMES**

| Games | Player.....      | W-L | Games | Player              | W-L |
|-------|------------------|-----|-------|---------------------|-----|
| 4     | Kurt Warner..... | 2-2 | 1     | Jim Everett.....    | 1-0 |
| 2     | Marc Bulger..... | 1-1 | 1     | Bob Waterfield..... | 1-0 |

## **RECEIVING**

|     |   |               |                      |
|-----|---|---------------|----------------------|
| 198 | Tom Fears vs. Chicago .....               | Dec. 17, 1950 | (7 receptions, 3 TD) |
| 162 | Isaac Bruce vs. Tennessee (SB XXXIV)..... | Jan. 30, 2000 | (6 receptions, 1 TD) |
| 146 | Tom Fears vs. Cleveland .....             | Dec. 23, 1951 | (4 receptions, 1 TD) |
| 139 | Harold Jackson @ Minnesota.....           | Dec. 29, 1974 | (3 receptions, 1 TD) |
| 136 | Tom Fears @ Cleveland .....               | Dec. 24, 1950 | (9 receptions, 0 TD) |
| 133 | Isaac Bruce vs. Minnesota.....            | Jan. 16, 2000 | (4 receptions, 1 TD) |
| 128 | Kevin Curtis @ Atlanta.....               | Jan. 15, 2005 | (7 receptions, 1 TD) |
| 127 | Isaac Bruce @ New Orleans .....           | Dec. 30, 2000 | (7 receptions, 1 TD) |
| 125 | Jim Benton vs. Washington .....           | Dec. 16, 1945 | (9 receptions, 1 TD) |
| 125 | Henry Ellard @ New York Giants .....      | Dec. 7, 1990  | (8 receptions, 0 TD) |
| 117 | Preston Dennard @ Dallas .....            | Dec. 28, 1980 | (6 receptions, 1 TD) |
| 116 | Skeet Quinlan vs. Cleveland.....          | Dec. 26, 1955 | (5 receptions, 1 TD) |
| 116 | Harold Jackson @ Dallas.....              | Dec. 19, 1976 | (6 receptions, 0 TD) |
| 116 | Isaac Bruce vs. Carolina .....            | Jan. 10, 2004 | (7 receptions, 0 TD) |
| 109 | Torry Holt vs. Tennessee (SB XXXIV) ..... | Jan. 30, 2000 | (7 receptions, 1 TD) |
| 108 | Ron Jessie vs. Minnesota .....            | Dec. 31, 1978 | (6 receptions, 1 TD) |
| 108 | Torry Holt @ Seattle .....                | Jan. 8, 2005  | (6 receptions, 1 TD) |
| 107 | Kevin Curtis @ Seattle.....               | Jan. 8, 2005  | (4 receptions, 0 TD) |
| 100 | Ricky Proehl vs. Tampa Bay.....           | Jan. 23, 2000 | (6 receptions, 1 TD) |

## **CAREER 100-YARD RECEIVING PLAYOFF GAMES**

| Games | Player.....         | W-L | Games | Player               | W-L |
|-------|---------------------|-----|-------|----------------------|-----|
| 4     | Isaac Bruce .....   | 2-2 | 1     | Jim Benton.....      | 1-0 |
| 3     | Tom Fears.....      | 2-1 | 1     | Preston Dennard..... | 0-1 |
| 2     | Kevin Curtis.....   | 1-1 | 1     | Henry Ellard.....    | 1-0 |
| 2     | Torry Holt.....     | 2-0 | 1     | Ricky Proehl.....    | 1-0 |
| 2     | Harold Jackson..... | 1-1 | 1     | Skeet Quinlan.....   | 0-1 |



## **RAMS LONGEST PLAYS/PLAYOFFS**

### **RUSHING**

|     |                                       |               |
|-----|---------------------------------------|---------------|
| 65  | Eric Dickerson @ Washington .....     | Dec. 28, 1986 |
| 55t | Eric Dickerson vs. Dallas .....       | Jan. 4, 1986  |
| 54  | Greg Bell, @ Philadelphia .....       | Dec. 31, 1989 |
| 47  | Skeet Quinlan @ Detroit .....         | Dec. 21, 1952 |
| 39  | Wendell Tyler vs. Pittsburgh .....    | Jan. 20, 1980 |
| 38  | Marshall Faulk vs. Green Bay .....    | Jan. 20, 2002 |
| 35  | Wendell Tyler vs. Dallas .....        | Dec. 30, 1979 |
| 31  | Marshall Faulk vs. Philadelphia ..... | Jan. 27, 2002 |

### **PASSING**

|     |   |               |
|-----|---|---------------|
| 82t | Bob Waterfield to Glenn Davis @ Cleveland .....           | Dec. 24, 1950 |
| 77t | Kurt Warner to Isaac Bruce vs. Minnesota .....            | Jan. 16, 2000 |
| 73t | Norm Van Brocklin to Tom Fears vs. Cleveland .....        | Dec. 23, 1951 |
| 73t | James Harris to Harold Jackson @ Minnesota .....          | Dec. 29, 1974 |
| 73t | Kurt Warner to Isaac Bruce vs. Tennessee (SB XXXIV) ..... | Jan. 16, 2000 |
| 68t | Bob Waterfield to Tom Fears vs. Chicago .....             | Dec. 17, 1950 |
| 67  | Norm Van Brocklin to Skeet Quinlan vs. Cleveland .....    | Dec. 26, 1955 |
| 66t | Ron Jaworski to Harold Jackson vs. St. Louis .....        | Dec. 29, 1975 |
| 65  | Vince Ferragamo to Willie Miller @ Dallas .....           | Jan. 7, 1979  |

### **PUNT RETURNS**

|     |                                    |               |
|-----|------------------------------------|---------------|
| 65  | Az-Zahir Hakim @ New Orleans ..... | Dec. 30, 2000 |
| 57t | Verda (V.T.) Smith @ Detroit ..... | Dec. 21, 1952 |
| 37  | Eddie Brown @ Tampa Bay .....      | Jan. 6, 1980  |
| 34  | Az-Zahir Hakim vs. Minnesota ..... | Jan. 16, 2000 |
| 32  | Clifford Hicks @ Minnesota .....   | Dec. 26, 1988 |
| 30  | Jim Bertelsen @ Dallas .....       | Dec. 23, 1973 |

### **KICKOFF RETURNS**

|     |  |               |
|-----|--|---------------|
| 95t | Tony Horne vs. Minnesota .....             | Jan. 16, 2000 |
| 46  | Robert Delpino @ San Francisco .....       | Jan. 14, 1990 |
| 43  | Woodley Lewis vs. Cleveland .....          | Dec. 26, 1955 |
| 43  | Yo Murphy vs. Philadelphia .....           | Jan. 27, 2002 |
| 41  | Cullen Bryant @ Dallas .....               | Dec. 23, 1973 |
| 38  | Ron Brown @ New York Giants .....          | Jan. 7, 1990  |
| 38  | Yo Murphy vs. New England (SB XXXVI) ..... | Feb. 3, 2002  |
| 37  | Henry Ellard @ Washington .....            | Jan. 1, 1984  |
| 36  | Tony Horne vs. Minnesota .....             | Jan. 16, 2000 |

### **INTERCEPTION RETURNS**

|     |                                     |               |
|-----|-------------------------------------|---------------|
| 94  | LeRoy Irvin @ Dallas .....          | Dec. 26, 1983 |
| 65t | Bill Simpson vs. St. Louis .....    | Dec. 27, 1975 |
| 59t | Isiah Robertson @ Dallas .....      | Dec. 23, 1973 |
| 47t | Jack Youngblood vs. St. Louis ..... | Dec. 27, 1975 |





**LOS ANGELES  
RAMS  
ALL-TIME  
RECORDS**





# 2017 LOS ANGELES RAMS TOP-10 LISTS

## RAMS TOP-10 SCORING LIST

| No. | Player                | Years               | TD       | Ru       | Rec      | Ret      | PAT        | FG         | 2-pt     | Safety   | Points     |
|-----|-----------------------|---------------------|----------|----------|----------|----------|------------|------------|----------|----------|------------|
| 1   | Wilkins, Jeff         | 1997-2007           | 0        | 0        | 0        | 0        | 428        | 265        | 0        | 0        | 1,223      |
| 2   | Lansford, Mike        | 1982-90             | 0        | 0        | 0        | 0        | 315        | 158        | 0        | 0        | 789        |
| 3   | <b>Zuerlein, Greg</b> | <b>2012-present</b> | <b>0</b> | <b>0</b> | <b>0</b> | <b>0</b> | <b>187</b> | <b>150</b> | <b>0</b> | <b>0</b> | <b>637</b> |
| 4   | Waterfield, Bob       | 1945-52             | 13       | 13       | 0        | 0        | 315        | 60         | 0        | 0        | 573        |
| 5   | Gossett, Bruce        | 1964-69             | 0        | 0        | 0        | 0        | 211        | 120        | 0        | 0        | 571        |
| 6   | Faulk, Marshall       | 1999-2005           | 85       | 58       | 27       | 0        | 0          | 0          | 7        | 0        | 524        |
| 7   | Bruce, Isaac          | 1994-2007           | 84       | 0        | 84       | 0        | 0          | 0          | 3        | 0        | 510        |
| 8   | Ray, David            | 1969-74             | 0        | 0        | 0        | 0        | 167        | 110        | 0        | 0        | 497        |
| 9   | Holt, Torry           | 1999-2008           | 74       | 0        | 74       | 0        | 0          | 0          | 1        | 0        | 446        |
| 10  | Brown, Josh           | 2008-2011           | 0        | 0        | 0        | 0        | 79         | 104        | 0        | 0        | 391        |

## RAMS TOP-10 RUSHING LIST

| No. | Player                 | Years               | Attempts   | Yards        | Average    | Long       | TDs       |
|-----|------------------------|---------------------|------------|--------------|------------|------------|-----------|
| 1   | Jackson, Steven        | 2004-2012           | 2,395      | 10,138       | 4.2        | 59t        | 56        |
| 2   | Dickerson, Eric        | 1983-87             | 1,525      | 7,245        | 4.8        | 85t        | 56        |
| 3   | Faulk, Marshall        | 1999-2005           | 1,447      | 6,959        | 4.8        | 71t        | 58        |
| 4   | McCutcheon, Lawrence   | 1972-79             | 1,435      | 6,186        | 4.3        | 48         | 23        |
| 5   | Bass, Dick             | 1960-69             | 1,218      | 5,417        | 4.4        | 73t        | 34        |
| 6   | Towler, Dan            | 1950-55             | 672        | 3,493        | 5.2        | 79t        | 44        |
| 7   | Josephson, Les         | 1964-67, 69-74      | 797        | 3,407        | 4.3        | 75         | 17        |
| 8t  | <b>Gurley II, Todd</b> | <b>2015-Present</b> | <b>786</b> | <b>3,296</b> | <b>4.2</b> | <b>71t</b> | <b>29</b> |
| 8t  | Younger, Paul          | 1949-57             | 682        | 3,296        | 4.8        | 75t        | 17        |
| 10  | Tyler, Wendell         | 1977-82             | 720        | 3,266        | 4.5        | 69t        | 33        |

## RAMS TOP-10 RECEIVING SORTED BY RECEPTIONS

| No. | Player          | Years              | Receptions | Yards  | Average | Long | TDs |
|-----|-----------------|--------------------|------------|--------|---------|------|-----|
| 1   | Bruce, Isaac    | 1994-2007          | 942        | 14,109 | 15.0    | 80t  | 84  |
| 2   | Holt, Torry     | 1999-2008          | 869        | 12,660 | 14.6    | 85t  | 74  |
| 3   | Ellard, Henry   | 1983-93            | 593        | 9,761  | 16.5    | 81t  | 48  |
| 4   | Faulk, Marshall | 1999-2005          | 470        | 4,071  | 8.7     | 72t  | 27  |
| 5   | Jackson, Steven | 2004-2012          | 407        | 3,324  | 8.2     | 64t  | 8   |
| 6   | Fears, Tom      | 1948-56            | 400        | 5,397  | 13.5    | 80t  | 38  |
| 7   | Hirsch, Elroy   | 1949-57            | 343        | 6,299  | 18.4    | 91t  | 53  |
| 8   | Snow, Jack      | 1965-75            | 340        | 6,012  | 17.7    | 84t  | 45  |
| 9   | Phillips, Jim   | 1958-65            | 333        | 4,953  | 14.9    | 93t  | 27  |
| 10  | Benton, Jim     | 1938-40, 42, 44-47 | 275        | 4,566  | 16.6    | 84t  | 42  |

## RAMS TOP-10 RECEIVING SORTED BY YARDS

| No. | Player           | Years              | Receptions | Yards  | Average | Long | TDs |
|-----|------------------|--------------------|------------|--------|---------|------|-----|
| 1   | Bruce, Isaac     | 1994-2007          | 942        | 14,109 | 15.0    | 80t  | 83  |
| 2   | Holt, Torry      | 1999-2008          | 869        | 12,660 | 14.6    | 85t  | 74  |
| 3   | Ellard, Henry    | 1983-93            | 593        | 9,761  | 16.5    | 81t  | 48  |
| 4   | Hirsch, Elroy    | 1949-57            | 343        | 6,299  | 18.4    | 91t  | 53  |
| 5   | Snow, Jack       | 1965-75            | 340        | 6,012  | 17.7    | 84t  | 45  |
| 6   | Fears, Tom       | 1948-56            | 400        | 5,397  | 13.5    | 80t  | 38  |
| 7   | Anderson, Willie | 1988-94            | 259        | 5,246  | 20.3    | 78t  | 26  |
| 8   | Phillips, Jim    | 1958-65            | 333        | 4,953  | 14.9    | 93t  | 27  |
| 9   | Benton, Jim      | 1938-40, 42, 44-47 | 275        | 4,566  | 16.6    | 84t  | 42  |
| 10  | Faulk, Marshall  | 1999-2005          | 470        | 4,071  | 8.7     | 72t  | 27  |



# 2017 LOS ANGELES RAMS TOP-10 LISTS

## RAMS TOP-10 YARDS FROM SCRIMMAGE SORTED BY YARDS

| No. | Player          | Years     | Total |        |      | Rushing |        |      | Receiving |        |      |
|-----|-----------------|-----------|-------|--------|------|---------|--------|------|-----------|--------|------|
|     |                 |           | Touch | Yards  | Avg. | Att.    | Yards  | Avg. | Rec.      | Yards  | Avg. |
| 1   | Bruce, Isaac    | 1994-2007 | 965   | 14,259 | 14.8 | 23      | 150    | 6.5  | 942       | 14,109 | 15.0 |
| 2   | Jackson, Steven | 2004-2012 | 2,802 | 13,462 | 4.8  | 2,395   | 10,138 | 4.2  | 407       | 3,324  | 8.2  |
| 3   | Holt, Torry     | 1999-2008 | 880   | 12,717 | 14.5 | 11      | 57     | 5.2  | 869       | 12,660 | 14.6 |
| 4   | Faulk, Marshall | 1999-2005 | 1,917 | 11,030 | 5.8  | 1,447   | 6,959  | 4.8  | 470       | 4,071  | 8.7  |
| 5   | Ellard, Henry   | 1983-93   | 611   | 9,816  | 16.1 | 18      | 55     | 3.1  | 593       | 9,761  | 16.5 |
| 6   | Dickerson, Eric | 1983-87   | 1,648 | 8,157  | 4.9  | 1,525   | 7,245  | 4.8  | 123       | 912    | 7.4  |
| 7   | McCutcheon, L.  | 1972-79   | 1,619 | 7,869  | 4.9  | 1,435   | 6,186  | 4.3  | 184       | 1,683  | 9.1  |
| 8   | Bass, Dick      | 1960-69   | 1,422 | 7,258  | 5.1  | 1,218   | 5,417  | 4.4  | 204       | 1,841  | 9.0  |
| 9   | Hirsch, Elroy   | 1949-57   | 417   | 6,616  | 15.9 | 74      | 317    | 4.3  | 343       | 6,299  | 18.4 |
| 10  | Snow, Jack      | 1965-75   | 342   | 6,015  | 17.6 | 2       | 3      | 1.5  | 340       | 6,012  | 17.7 |

## RAMS TOP-10 YARDS ALL-PURPOSE YARDS SORTED BY YARDS

| No. | Player          | Years       | Total |        |      | Rushing |        |      | Receiving |        |      | Punt Returns |       | Kickoff Returns |     |       |      |
|-----|-----------------|-------------|-------|--------|------|---------|--------|------|-----------|--------|------|--------------|-------|-----------------|-----|-------|------|
|     |                 |             | Touch | Yards  | Avg. | Att.    | Yards  | Avg. | Rec.      | Yards  | Avg. | PR           | Yards | Avg.            | KR  | Yards | Avg. |
| 1   | Bruce, Isaac    | 1994-2007   | 966   | 14,311 | 14.8 | 23      | 150    | 6.5  | 942       | 14,109 | 15.0 | 1            | 52    | 52.0            | 0   | 0     | 0.0  |
| 2   | Jackson, Steven | 2004-2012   | 2,806 | 13,538 | 4.8  | 2,395   | 10,135 | 4.2  | 407       | 3,324  | 8.2  | 0            | 0     | 0.0             | 4   | 79    | 19.8 |
| 3   | Holt, Torry     | 1999-2008   | 883   | 12,732 | 14.4 | 11      | 57     | 5.2  | 869       | 12,660 | 14.6 | 3            | 15    | 5.0             | 0   | 0     | 0.0  |
| 4   | Ellard, Henry   | 1983-93     | 765   | 11,707 | 15.3 | 18      | 55     | 3.1  | 593       | 9,761  | 16.5 | 135          | 1,527 | 11.3            | 19  | 364   | 19.2 |
| 5   | Faulk, Marshall | 1999-2005   | 1,919 | 11,048 | 5.8  | 1,447   | 6,959  | 4.8  | 470       | 4,071  | 8.7  | 0            | 0     | 0.0             | 2   | 18    | 9.0  |
| 6   | Bass, Dick      | 1960-69     | 1,500 | 8,936  | 6.0  | 1,218   | 5,417  | 4.4  | 204       | 1,841  | 9.0  | 24           | 263   | 11.0            | 54  | 1,415 | 26.2 |
| 7   | Dickerson, Eric | 1983-87     | 1,648 | 8,157  | 4.9  | 1,525   | 7,245  | 4.8  | 123       | 912    | 7.4  | 0            | 0     | 0.0             | 0   | 0     | 0.0  |
| 8   | Arnett, Jon     | 1957-63     | 1,042 | 8,076  | 7.8  | 688     | 2,892  | 4.2  | 175       | 1,911  | 10.9 | 75           | 683   | 9.1             | 104 | 2,590 | 24.9 |
| 9   | McCutcheon, L.  | 1972-79     | 1,620 | 7,875  | 4.9  | 1,435   | 6,186  | 4.3  | 184       | 1,683  | 9.1  | 0            | 0     | 0.0             | 1   | 6     | 6.0  |
| 10  | Bryant, Cullen  | 1973-81, 87 | 1,080 | 6,734  | 6.2  | 802     | 3,119  | 3.9  | 142       | 1,148  | 8.1  | 71           | 707   | 10.0            | 65  | 1,760 | 27.1 |

## RAMS TOP-10 INTERCEPTIONS

| No. | Player             | Years     | Ints. | Yards | Average | Long | TDs |
|-----|--------------------|-----------|-------|-------|---------|------|-----|
| 1   | Meador, Ed         | 1959-70   | 46    | 547   | 11.9    | 38t  | 5   |
| 2   | Cromwell, Nolan    | 1977-87   | 37    | 671   | 18.1    | 94   | 4   |
| 3   | Irvin, LeRoy       | 1980-89   | 34    | 654   | 19.2    | 81t  | 5   |
| 4   | Lyght, Todd        | 1991-2000 | 31    | 359   | 11.6    | 57t  | 4   |
| 5   | Sherman, Will      | 1954-60   | 28    | 515   | 18.4    | 95t  | 3   |
|     | Williams, Clarence | 1965-72   | 28    | 428   | 15.3    | 65t  | 2   |
|     | Perry, Rod         | 1975-82   | 28    | 386   | 13.8    | 83t  | 4   |
|     | Lyle, Keith        | 1994-2000 | 28    | 336   | 12.0    | 68   | 0   |
| 9   | Elmendorf, Dave    | 1971-79   | 27    | 421   | 15.6    | 57t  | 2   |
| 10  | Thomas, Pat        | 1976-82   | 26    | 292   | 11.2    | 64   | 1   |

## RAMS TOP-10 SACKS (1982-PRESENT)

| No.       | Player               | Years               | Sacks       | Yards        |
|-----------|----------------------|---------------------|-------------|--------------|
| 1         | Little, Leonard      | 1998-2009           | 87.5        | 529          |
| 2         | Greene, Kevin        | 1985-92             | 72.5        | 76           |
| <b>3t</b> | <b>Quinn, Robert</b> | <b>2011-Present</b> | <b>62.5</b> | <b>437.5</b> |
| 3t        | Carter, Kevin        | 1995-2000           | 62.5        | 397.5        |
| 5         | Long, Chris          | 2008-15             | 54.5        | 354          |
| 6         | Jeter, Gary          | 1983-88             | 45          | N/A          |
| 7         | Wistrom, Grant       | 1998-03             | 41.5        | 243          |
| <b>8</b>  | <b>Donald, Aaron</b> | <b>2014-Present</b> | <b>39.0</b> | <b>276.5</b> |
| 9         | Wilcher, Mike        | 1983-90             | 38.5        | N/A          |
| 10        | Farr, D'Marco        | 1994-2000           | 36.5        | 222.5        |



# 2017 LOS ANGELES RAMS TOP-10 LISTS

## RAMS TOP-10 PASSING

| No. | Player           | Years     | Att.  | Comp. | Yards  | Comp.% | Yards/Att. | TD  | TD%   | INT | INT%  | Lg. | Rtg. |
|-----|------------------|-----------|-------|-------|--------|--------|------------|-----|-------|-----|-------|-----|------|
| 1   | Everett, Jim     | 1986-93   | 3,277 | 1,847 | 23,758 | 56.4%  | 7.25       | 142 | 4.33% | 123 | 3.75% | 81t | 78.1 |
| 2   | Bulger, Marc     | 2001-2009 | 3,145 | 1,981 | 22,814 | 63.0%  | 7.25       | 122 | 3.88% | 93  | 2.96% | 80t | 85.3 |
| 3   | Gabriel, Roman   | 1962-72   | 3,313 | 1,705 | 22,223 | 51.5%  | 6.71       | 154 | 4.65% | 112 | 3.38% | 93t | 74.3 |
| 4   | Van Brocklin, N. | 1949-57   | 1,897 | 1,011 | 16,114 | 53.3%  | 8.49       | 118 | 6.22% | 127 | 6.69% | 84  | 74.7 |
| 5   | Warner, Kurt     | 1998-2003 | 1,688 | 1,121 | 14,447 | 66.4%  | 8.56       | 102 | 6.04% | 65  | 3.85% | 85t | 97.2 |
| 6   | Waterfield, Bob  | 1945-52   | 1,618 | 814   | 11,849 | 50.3%  | 7.32       | 99  | 6.12% | 128 | 7.91% | 91  | 62.1 |
| 7   | Bradford, Sam    | 2010-2014 | 1,760 | 1,032 | 11,065 | 58.6%  | 6.29       | 59  | 3.35% | 38  | 2.16% | 80t | 79.3 |
| 8   | Ferragamo, Vince | 1977-84   | 1,288 | 730   | 9,376  | 56.7%  | 7.28       | 70  | 5.43% | 71  | 5.51% | 85t | 74.8 |
| 9   | Haden, Pat       | 1976-81   | 1,363 | 731   | 9,296  | 53.6%  | 6.82       | 52  | 3.82% | 60  | 4.40% | 68t | 69.6 |
| 10  | Wade, Bill       | 1954-60   | 1,116 | 602   | 8,572  | 53.9%  | 7.68       | 56  | 5.02% | 68  | 6.09% | 93  | 71.0 |



# RAMS ALL-TIME LEADERS



**Bold denotes player active with Rams**

*Italics denotes rookie*

## CAREER RUSHING

|            |                        | <b>Years</b>        | <b>Att.</b> | <b>Yards</b> | <b>Avg.</b> | <b>Long</b> | <b>TD</b> |
|------------|------------------------|---------------------|-------------|--------------|-------------|-------------|-----------|
| 1.         | Jackson, Steven        | 2004-12             | 2,395       | 10,135       | 4.2         | 59t         | 56        |
| 2.         | Dickerson, Eric        | 1983-87             | 1,525       | 7,245        | 4.8         | 85t         | 56        |
| 3.         | Faulk, Marshall        | 1999-2006           | 1,447       | 6,959        | 4.8         | 71t         | 58        |
| 4.         | McCutcheon, Lawrence   | 1973-79             | 1,435       | 6,186        | 4.3         | 48          | 23        |
| 5.         | Bass, Dick             | 1960-69             | 1,218       | 5,417        | 4.5         | 73t         | 34        |
| 6.         | Towler, Dan            | 1950-55             | 672         | 3,493        | 5.2         | 79t         | 44        |
| 7.         | Josephson, Les         | 1964-67, 69-74      | 797         | 3,407        | 4.3         | 75          | 17        |
| <b>8t.</b> | <b>Gurley II, Todd</b> | <b>2015-present</b> | <b>786</b>  | <b>3,296</b> | <b>4.2</b>  | <b>71t</b>  | <b>29</b> |
| 8t.        | Younger, Paul (Tank)   | 1949-57             | 682         | 3,296        | 4.8         | 75t         | 17        |
| 10.        | Tyler, Wendell         | 1977-82             | 720         | 3,266        | 4.5         | 69t         | 33        |

## SEASON RUSHING

|     |                 | <b>Year</b> | <b>Att.</b> | <b>Yds.</b> | <b>Avg.</b> | <b>Long</b> | <b>TD</b> |
|-----|-----------------|-------------|-------------|-------------|-------------|-------------|-----------|
| 1.  | Dickerson, Eric | 1984        | 379         | 2,105       | 5.6         | 66          | 14        |
| 2.  | Dickerson, Eric | 1986        | 404         | 1,821       | 4.5         | 42t         | 11        |
| 3.  | Dickerson, Eric | 1983        | 390         | 1,808       | 4.6         | 85t         | 18        |
| 4.  | Jackson, Steven | 2006        | 346         | 1,528       | 4.4         | 59t         | 13        |
| 5.  | Bettis, Jerome  | 1993        | 294         | 1,429       | 4.9         | 71t         | 7         |
| 6.  | Jackson, Steven | 2009        | 324         | 1,416       | 4.4         | 58          | 4         |
| 7.  | Faulk, Marshall | 2001        | 260         | 1,382       | 5.3         | 71t         | 12        |
| 8.  | Faulk, Marshall | 1999        | 253         | 1,381       | 5.5         | 58          | 7         |
| 9.  | White, Charles  | 1987        | 324         | 1,374       | 4.2         | 58          | 11        |
| 10. | Faulk, Marshall | 2000        | 253         | 1,359       | 5.4         | 36          | 18        |

## CAREER PASSING (Based on Yards)

|     |                    | <b>Years</b> | <b>Att.</b> | <b>Comp.</b> | <b>Yards</b> | <b>Pct.</b> | <b>TD</b> | <b>Int.</b> |
|-----|--------------------|--------------|-------------|--------------|--------------|-------------|-----------|-------------|
| 1.  | Everett, Jim       | 1986-93      | 3,277       | 1,847        | 23,758       | .564        | 142       | 123         |
| 2.  | Bulger, Marc       | 2001-09      | 3,171       | 1,969        | 22,814       | .621        | 122       | 93          |
| 3.  | Gabriel, Roman     | 1962-72      | 3,313       | 1,705        | 22,223       | .515        | 154       | 112         |
| 4.  | Van Brocklin, Norm | 1949-57      | 1,897       | 1,011        | 16,114       | .533        | 118       | 127         |
| 5.  | Warner, Kurt       | 1998-03      | 1,688       | 1,121        | 14,447       | .664        | 102       | 65          |
| 6.  | Waterfield, Bob    | 1945-52      | 1,618       | 814          | 11,893       | .503        | 99        | 128         |
| 7.  | Bradford, Sam      | 2010-13      | 1,760       | 1,032        | 11,065       | .586        | 59        | 38          |
| 8.  | Ferragamo, Vince   | 1977-84      | 1,288       | 730          | 9,376        | .567        | 70        | 71          |
| 9.  | Haden, Pat         | 1976-81      | 1,363       | 731          | 9,296        | .536        | 52        | 60          |
| 10. | Wade, Bill         | 1954-60      | 1,116       | 602          | 8,572        | .539        | 56        | 68          |

## CAREER PASSING (Based on Rating; Minimum 1,500 Attempts)

|    |                      | <b>Years</b> | <b>Att.</b> | <b>Comp.</b> | <b>Yards</b> | <b>Pct.</b> | <b>TD</b> | <b>Int.</b> | <b>Rating</b> |
|----|----------------------|--------------|-------------|--------------|--------------|-------------|-----------|-------------|---------------|
| 1. | Warner, Kurt         | 1998-03      | 1,688       | 1,121        | 14,447       | .664        | 102       | 65          | 97.2          |
| 2. | Bulger, Marc         | 2001-09      | 3,171       | 1,969        | 22,814       | .621        | 122       | 93          | 84.4          |
| 3. | Everett, Jim         | 1986-93      | 3,277       | 1,847        | 23,758       | .564        | 142       | 123         | 78.1          |
| 4. | Bradford, Sam        | 2010-        | 1,760       | 1,032        | 11,065       | .586        | 59        | 38          | 79.3          |
| 5. | Van Brocklin, Norm.. | 1949-57      | 1,897       | 1,011        | 16,114       | .533        | 118       | 127         | 74.7          |

## SEASON PASSING (Based on Yards)

|           |                    | <b>Year</b> | <b>Att.</b> | <b>Comp.</b> | <b>Yards</b> | <b>Pct.</b> | <b>TD</b> | <b>Int.</b> |
|-----------|--------------------|-------------|-------------|--------------|--------------|-------------|-----------|-------------|
| 1.        | Warner, Kurt       | 2001        | 546         | 375          | 4,830        | 68.7        | 36        | 22          |
| 2.        | Warner, Kurt       | 1999        | 499         | 325          | 4,353        | 65.1        | 41        | 13          |
| 3.        | Everett, Jim       | 1989        | 518         | 304          | 4,310        | 58.7        | 29        | 17          |
| 4.        | Bulger, Marc       | 2006        | 588         | 370          | 4,301        | 63.0        | 24        | 8           |
| 5.        | Everett, Jim       | 1990        | 554         | 307          | 3,989        | 55.4        | 23        | 17          |
| 6.        | Everett, Jim       | 1988        | 517         | 308          | 3,964        | 59.6        | 31        | 18          |
|           | Bulger, Marc       | 2004        | 485         | 321          | 3,964        | 66.2        | 21        | 14          |
| 8.        | Bulger, Marc       | 2003        | 532         | 336          | 3,845        | 63.2        | 22        | 22          |
| <b>9.</b> | <b>Goff, Jared</b> | <b>2017</b> | <b>477</b>  | <b>296</b>   | <b>3,804</b> | <b>62.1</b> | <b>28</b> | <b>7</b>    |
| 10.       | Bradford, Sam      | 2012        | 551         | 328          | 3,702        | 59.5        | 21        | 13          |



## **CAREER RECEPTIONS**

|     | <b>Years</b>                        | <b>No.</b> | <b>Yards</b> | <b>Avg.</b> | <b>Long</b> | <b>TD</b> |
|-----|-------------------------------------|------------|--------------|-------------|-------------|-----------|
| 1.  | Bruce, Isaac..... 1994-2007         | 942        | 14,109       | 15.0        | 80t         | 84        |
| 2.  | Holt, Torry..... 1999-2008          | 869        | 12,660       | 14.6        | 85t         | 74        |
| 3.  | Ellard, Henry..... 1983-93          | 593        | 9,761        | 16.5        | 81t         | 48        |
| 4.  | Faulk, Marshall (RB)..... 1999-2006 | 470        | 4,071        | 8.7         | 72t         | 27        |
| 5.  | Jackson, Steven (RB)..... 2004-12   | 407        | 3,324        | 8.2         | 64t         | 8         |
| 6.  | Fears, Tom..... 1948-56             | 400        | 5,397        | 13.4        | 80t         | 38        |
| 7.  | Hirsch, Elroy..... 1949-57          | 343        | 6,299        | 18.4        | 91t         | 53        |
| 8.  | Snow, Jack..... 1965-75             | 340        | 6,012        | 17.7        | 84t         | 45        |
| 9.  | Phillips, Jim..... 1958-64          | 333        | 4,953        | 14.9        | 93t         | 27        |
| 10. | Benton, Jim..... 1938-40, 42, 44-47 | 275        | 4,566        | 16.6        | 84t         | 42        |

## **SEASON RECEPTIONS**

|     | <b>Year</b>                    | <b>No.</b> | <b>Yards</b> | <b>Avg.</b> | <b>Long</b> | <b>TD</b> |
|-----|--------------------------------|------------|--------------|-------------|-------------|-----------|
| 1.  | Bruce, Isaac..... 1995         | 119        | 1,781        | 15.0        | 72          | 13        |
| 2.  | Holt, Torry..... 2003          | 117        | 1,696        | 14.5        | 48          | 12        |
| 3.  | Holt, Torry..... 2005          | 102        | 1,331        | 13.0        | 44          | 9         |
| 4.  | Holt, Torry..... 2004          | 94         | 1,372        | 14.6        | 75t         | 10        |
| 5.  | Holt, Torry..... 2007          | 93         | 1,189        | 12.8        | 40          | 7         |
|     | Holt, Torry..... 2006          | 93         | 1,188        | 12.8        | 67t         | 10        |
| 7.  | Holt, Torry..... 2002          | 91         | 1,302        | 14.3        | 58          | 4         |
| 8.  | Jackson, Steven..... 2006      | 90         | 806          | 9.0         | 64t         | 3         |
| 9.  | Bruce, Isaac..... 2004         | 89         | 1,292        | 14.5        | 56          | 6         |
| 10. | Bruce, Isaac..... 2000         | 87         | 1,471        | 16.9        | 78t         | 9         |
|     | Faulk, Marshall (RB)..... 1999 | 87         | 1,048        | 12.0        | 57t         | 5         |

## **CAREER RECEIVING YARDS**

|     | <b>Years</b>                        | <b>No.</b> | <b>Yards</b> | <b>Avg.</b> | <b>Long</b> | <b>TD</b> |
|-----|-------------------------------------|------------|--------------|-------------|-------------|-----------|
| 1.  | Bruce, Isaac..... 1994-2007         | 942        | 14,109       | 15.0        | 80t         | 84        |
| 2.  | Holt, Torry..... 1999-2008          | 869        | 12,660       | 14.6        | 85t         | 74        |
| 3.  | Ellard, Henry..... 1983-93          | 593        | 9,761        | 16.6        | 81t         | 48        |
| 4.  | Hirsch, Elroy..... 1949-57          | 343        | 6,299        | 18.4        | 91t         | 53        |
| 5.  | Snow, Jack..... 1965-75             | 340        | 6,012        | 17.7        | 84t         | 45        |
| 6.  | Fears, Tom..... 1948-56             | 400        | 5,397        | 13.4        | 80t         | 38        |
| 7.  | Anderson, Willie..... 1988-94       | 259        | 5,246        | 20.3        | 78t         | 26        |
| 8.  | Phillips, Jim..... 1958-64          | 333        | 4,953        | 14.9        | 93t         | 27        |
| 9.  | Benton, Jim..... 1938-40, 42, 44-47 | 275        | 4,566        | 16.6        | 84t         | 42        |
| 10. | Faulk, Marshall..... 1999-2006      | 470        | 4,071        | 8.7         | 72t         | 27        |

## **SEASON RECEIVING YARDS**

|     | <b>Years</b>            | <b>No.</b> | <b>Yards</b> | <b>Avg.</b> | <b>Long</b> | <b>TD</b> |
|-----|-------------------------|------------|--------------|-------------|-------------|-----------|
| 1.  | Bruce, Isaac..... 1995  | 119        | 1,781        | 15.0        | 72          | 13        |
| 2.  | Holt, Torry..... 2003   | 117        | 1,696        | 14.5        | 48          | 12        |
| 3.  | Holt, Torry..... 2000   | 82         | 1,635        | 19.9        | 85t         | 6         |
| 4.  | Hirsch, Elroy..... 1951 | 66         | 1,495        | 22.7        | 91          | 17        |
| 5.  | Bruce, Isaac..... 2000  | 87         | 1,471        | 16.9        | 78t         | 9         |
| 6.  | Ellard, Henry..... 1988 | 86         | 1,414        | 16.4        | 68          | 10        |
| 7.  | Ellard, Henry..... 1989 | 70         | 1,382        | 19.7        | 53          | 8         |
| 8.  | Holt, Torry..... 2004   | 94         | 1,372        | 14.6        | 75t         | 10        |
| 9.  | Holt, Torry..... 2001   | 81         | 1,363        | 16.8        | 51          | 7         |
| 10. | Bruce, Isaac..... 1996  | 84         | 1,338        | 15.9        | 70          | 7         |

## **CAREER YARDS FROM SCRIMMAGE**

|     | <b>Years</b>                      | <b>Touches</b> | <b>Yards</b> | <b>RUSHING</b> |              | <b>RECEIVING</b> |              |
|-----|-----------------------------------|----------------|--------------|----------------|--------------|------------------|--------------|
|     |                                   |                |              | <b>Rush</b>    | <b>Yards</b> | <b>Rec.</b>      | <b>Yards</b> |
| 1.  | Bruce, Isaac..... 1994-2007       | 965            | 14,259       | 23             | 150          | 942              | 14,109       |
| 2.  | Jackson, Steven..... 2004-12      | 2,802          | 13,459       | 2,395          | 10,135       | 407              | 3,324        |
| 3.  | Holt, Torry..... 1999-2008        | 880            | 12,717       | 11             | 57           | 869              | 12,660       |
| 4.  | Faulk, Marshall..... 1999-2006    | 1,917          | 11,030       | 1,447          | 6,959        | 470              | 4,071        |
| 5.  | Ellard, Henry..... 1983-93        | 611            | 9,816        | 18             | 55           | 593              | 9,761        |
| 6.  | Dickerson, Eric..... 1983-87      | 1,648          | 8,157        | 1,525          | 7,245        | 123              | 912          |
| 7.  | McCutcheon, Lawrence..... 1972-79 | 1,619          | 7,869        | 1,435          | 6,186        | 184              | 1,683        |
| 8.  | Bass, Dick..... 1960-69           | 1,432          | 7,262        | 1,218          | 5,417        | 214              | 1,845        |
| 9.  | Hirsch, Elroy..... 1949-57        | 417            | 6,616        | 74             | 317          | 343              | 6,299        |
| 10. | Snow, Jack..... 1965-75           | 342            | 6,015        | 2              | 3            | 340              | 6,012        |



### CAREER KICKOFF RETURN AVERAGE (Minimum 75)

|    | <b>Years</b>      | <b>No.</b>  | <b>Yards</b> | <b>Avg.</b> | <b>Long</b> | <b>TD</b> |   |
|----|-------------------|-------------|--------------|-------------|-------------|-----------|---|
| 1. | Cunningham, Benny | 2013-16     | 95           | 2,575       | 27.1        | 102       | 0 |
| 2. | Horne, Tony       | 1998-00     | 143          | 3,577       | 25.0        | 103t      | 4 |
| 3. | Arnett, Jon       | 1957-63     | 104          | 2,590       | 24.9        | 71t       | 2 |
| 4. | Lewis, Woodley    | 1950-55     | 108          | 2,575       | 23.8        | 88t       | 1 |
| 5. | Amendola, Danny   | 2009-12     | 118          | 2,776       | 23.5        | 84        | 0 |
| 6. | Brown, Ron        | 1984-89, 91 | 169          | 3,918       | 23.2        | 98t       | 4 |

### SEASON KICKOFF RETURN AVERAGE (Minimum One Per Game)

|    | <b>Year</b>               | <b>No.</b> | <b>Yards</b> | <b>Avg.</b> | <b>Long</b> | <b>TD</b> |   |
|----|---------------------------|------------|--------------|-------------|-------------|-----------|---|
| 1. | Smith, Verda (Vitamin T.) | 1950       | 22           | 742         | 33.7        | 97        | 3 |
| 2. | Brown, Ron                | 1985       | 28           | 918         | 32.8        | 98t       | 3 |
| 3. | Wilson, Tom               | 1956       | 15           | 477         | 31.8        | 103t      | 1 |
| 4. | Bass, Dick                | 1961       | 23           | 698         | 30.3        | 64        | 0 |
| 5. | Williams, Travis          | 1971       | 25           | 743         | 29.7        | 105t      | 1 |
|    | Horne, Tony               | 1999       | 30           | 892         | 29.7        | 101t      | 2 |

### CAREER PUNT RETURN AVERAGE (Minimum 75)

|    | <b>Years</b>              | <b>No.</b> | <b>Yards</b> | <b>Avg.</b> | <b>Long</b> | <b>TD</b> |   |
|----|---------------------------|------------|--------------|-------------|-------------|-----------|---|
| 1. | Hakim, Az-Zahir           | 1998-01    | 112          | 1,278       | 11.4        | 86t       | 2 |
| 2. | Ellard, Henry             | 1983-93    | 135          | 1,527       | 11.3        | 83t       | 4 |
| 3. | Smith, Verda (Vitamin T.) | 1949-53    | 75           | 814         | 10.9        | 85t       | 1 |
| 4. | Kennison, Eddie           | 1996-98    | 103          | 1,085       | 10.5        | 78t       | 3 |
| 5. | Irvin, LeRoy              | 1980-89    | 146          | 1,451       | 9.9         | 84t       | 4 |

### SEASON PUNT RETURN AVERAGE (Minimum One Per Punt)

|    | <b>Year</b>               | <b>No.</b> | <b>Yards</b> | <b>Avg.</b> | <b>Long</b> | <b>TD</b> |   |
|----|---------------------------|------------|--------------|-------------|-------------|-----------|---|
| 1. | Lewis, Woodley            | 1952       | 19           | 351         | 18.5        | 83t       | 2 |
| 2. | Smith, Verda (Vitamin T.) | 1949       | 27           | 427         | 15.8        | 85t       | 1 |
| 3. | Horvath, Les              | 1948       | 13           | 203         | 15.6        | 27        | 0 |
| 4. | Hakim, Az-Zahir           | 2000       | 32           | 489         | 15.3        | 86t       | 1 |
| 5. | Hall, Dante               | 2007       | 19           | 286         | 15.1        | 85t       | 1 |

### CAREER ALL-PURPOSE YARDS

|     | <b>Years</b>    | <b>Touches</b> | <b>Yards</b> | <b>Rush</b> | <b>Yards</b> | <b>Rec.</b> | <b>Yards</b> | <b>PR</b> | <b>Yards</b> | <b>KR</b> | <b>Yards</b> |       |
|-----|-----------------|----------------|--------------|-------------|--------------|-------------|--------------|-----------|--------------|-----------|--------------|-------|
| 1.  | Bruce, Isaac    | 1994-2007      | 965          | 14,311      | 23           | 150         | 942          | 14,109    | 0            | 52        | 0            | 0     |
| 2.  | Jackson, Steven | 2004-12        | 2,806        | 13,538      | 2,395        | 10,135      | 407          | 3,324     | 0            | 0         | 4            | 79    |
| 2.  | Holt, Torry     | 1999-2008      | 883          | 12,732      | 11           | 57          | 869          | 12,660    | 3            | 15        | 0            | 0     |
| 4.  | Ellard, Henry   | 1983-93        | 765          | 11,707      | 18           | 55          | 593          | 9,761     | 135          | 1,527     | 19           | 364   |
| 5.  | Faulk, Marshall | 1999-2006      | 1,919        | 11,048      | 1,447        | 6,959       | 470          | 4,071     | 0            | 0         | 2            | 18    |
| 6.  | Bass, Dick      | 1960-69        | 1,510        | 8,936       | 1,218        | 5,417       | 214          | 1,845     | 24           | 263       | 54           | 1,415 |
| 7.  | Dickerson, Eric | 1983-87        | 1,648        | 8,157       | 1,525        | 7,245       | 123          | 912       | 0            | 0         | 0            | 0     |
| 8.  | Arnett, Jon     | 1957-63        | 1,042        | 8,036       | 688          | 2,852       | 175          | 1,911     | 75           | 683       | 104          | 2,590 |
| 9.  | McCutcheon, L.  | 1972-79        | 1,620        | 7,875       | 1,435        | 6,186       | 184          | 1,683     | 0            | 0         | 1            | 6     |
| 10. | Bryant, Cullen  | 1973-81, 1987  | 1,080        | 6,735       | 802          | 3,119       | 142          | 1,149     | 71           | 707       | 65           | 1,760 |

### CAREER SCORING

|    | <b>Years</b>    | <b>TD</b>    | <b>PAT</b> | <b>FG</b> | <b>2-Pt.</b> | <b>Tot. Pts.</b> |       |
|----|-----------------|--------------|------------|-----------|--------------|------------------|-------|
| 1. | Wilkins, Jeff   | 1997-2007    | 0          | 428       | 265          | 0                | 1,223 |
| 2. | Lansford, Mike  | 1982-90      | 0          | 315       | 158          | 0                | 789   |
| 3. | Zuerlein, Greg  | 2012-present | 0          | 187       | 150          | 0                | 637   |
| 4. | Waterfield, Bob | 1945-52      | 13         | 315       | 60           | 0                | 573   |
| 5. | Gossett, Bruce  | 1964-69      | 0          | 211       | 120          | 0                | 571   |

### SEASON SCORING

|    | <b>Year</b>          | <b>TD</b> | <b>PAT</b> | <b>FG</b> | <b>2-Pt.</b> | <b>Tot. Pts.</b> |     |
|----|----------------------|-----------|------------|-----------|--------------|------------------|-----|
| 1. | Wilkins, Jeff        | 2003      | 0          | 46        | 39           | 0                | 163 |
| 2. | Faulk, Marshall (RB) | 2000      | 26         | 0         | 0            | 2                | 160 |
| 3. | Zuerlein, Greg       | 2017      | 0          | 44        | 38           | 0                | 158 |
| 4. | Wilkins, Jeff        | 2006      | 0          | 35        | 32           | 0                | 131 |
| 5. | Ray, David           | 1973      | 0          | 40        | 30           | 0                | 130 |



## **CAREER INTERCEPTIONS**

|     | <b>Years</b>             | <b>No.</b> | <b>Yards</b> | <b>Avg.</b> | <b>Long</b> | <b>TD</b> |   |
|-----|--------------------------|------------|--------------|-------------|-------------|-----------|---|
| 1.  | Meador, Ed .....         | 1959-70    | 46           | 547         | 11.9        | 38t       | 5 |
| 2.  | Cromwell, Nolan .....    | 1977-87    | 37           | 671         | 18.1        | 94        | 4 |
| 3.  | Irvin, LeRoy .....       | 1980-89    | 34           | 654         | 19.2        | 81t       | 5 |
| 4.  | Lyght, Todd .....        | 1991-00    | 31           | 359         | 11.6        | 57t       | 4 |
| 5.  | Lyle, Keith .....        | 1994-00    | 28           | 336         | 12.0        | 68        | 0 |
|     | Perry, Rod .....         | 1975-82    | 28           | 386         | 13.8        | 83t       | 4 |
|     | Williams, Clarence ..... | 1965-72    | 28           | 428         | 15.3        | 65t       | 2 |
|     | Sherman, Will .....      | 1954-60    | 28           | 515         | 18.4        | 95t       | 3 |
| 9.  | Elmendorf, Dave .....    | 1971-79    | 27           | 421         | 15.6        | 57t       | 2 |
| 10. | Thomas, Pat.....         | 1976-82    | 26           | 292         | 11.2        | 64        | 1 |

## **SEASON INTERCEPTIONS**

|    | <b>Year</b>                             | <b>No.</b> | <b>Yards</b> | <b>Avg.</b> | <b>Long</b> | <b>TD</b> |   |
|----|---|------------|--------------|-------------|-------------|-----------|---|
| 1. | Lane, Dick ( <i>Night Train</i> ) ..... | 1952       | *14          | 298         | 21.3        | 80t       | 2 |
| 2. | Lewis, Woodley .....                    | 1950       | 12           | 275         | 22.9        | 36        | 0 |
| 3. | Sherman, Will .....                     | 1955       | 11           | 101         | 9.2         | 36        | 0 |
| 4. | Jackson, Monte .....                    | 1976       | 10           | 173         | 17.3        | 46t       | 3 |
| 5. | McNeil, Ryan.....                       | 1997       | 9            | 127         | 14.1        | 75t       | 1 |
|    | Lyle, Keith .....                       | 1996       | 9            | 152         | 16.9        | 68        | 0 |
|    | Burroughs, Don .....                    | 1955       | 9            | 103         | 11.4        | 34        | 0 |
|    | Sims, George.....                       | 1949       | 9            | 78          | 8.7         | 27        | 1 |

\*NFL Record

## **MOST CAREER PUNTS**

|    | <b>Years</b>                       | <b>No.</b> | <b>Yards</b> | <b>Avg.</b> | <b>TB</b> | <b>In 20</b> | <b>Long</b> | <b>Blocked</b> |
|----|------------------------------------|------------|--------------|-------------|-----------|--------------|-------------|----------------|
| 1. | Hekker, Johnny .... 2012-present   | 499        | 23,480       | 47.1        | 24        | 196          | 78          | 1              |
| 2. | Jones, Donnie..... 2007-2011       | 449        | 20,924       | 46.6        | 39        | 133          | 80          | 1              |
| 3. | Hatcher, Dale..... 1985-89, 1991   | 432        | 17,302       | 40.1        | 28        | 121          | 67          | 2              |
| 4. | Landeta, Sean .... '93-96, 2003-04 | 380        | 16,747       | 44.2        | 42        | 90           | 70          | 0              |
| 5. | Van Brocklin, Norm..... 1951-1957  | 343        | 14,783       | 43.1        | –         | –            | 71          | 1              |
| 6. | Studstill, Pat..... 1968-1971      | 298        | 11,980       | 40.2        | 25        | –            | 60          | 0              |
|    | Villanueva, Danny..... 1961-1964   | 296        | 13,099       | 44.3        | 13        | –            | 68          | 1              |

## **SEASON PUNTING AVERAGE**

|     | <b>Year</b>                 | <b>No.</b> | <b>Yards</b> | <b>Avg.</b> | <b>TB</b> | <b>In 20</b> | <b>Long</b> | <b>Blocked</b> |
|-----|-----------------------------|------------|--------------|-------------|-----------|--------------|-------------|----------------|
| 1.  | Jones, Donnie..... 2008     | 82         | 4,100        | 50.0        | 7         | 20           | 68          | 0              |
| 2.  | Hekker, Johnny .....        | 2015       | 4,601        | 47.9        | 6         | 41           | 68          | 0              |
|     | Hekker, Johnny .....        | 2017       | 3,113        | 47.9        | 4         | 30           | 70          | 0              |
| 4.  | Hekker, Johnny .....        | 2016       | 4,680        | 47.8        | 1         | 51           | 78          | 0              |
| 5.  | Jones, Donnie..... 2007     | 78         | 3,684        | 47.2        | 9         | 18           | 80          | 0              |
| 6.  | Jones, Donnie..... 2009     | 90         | 4,212        | 46.8        | 10        | 34           | 63          | 0              |
| 7.  | Hekker, Johnny .....        | 2014       | 3,721        | 46.5        | 5         | 33           | 61          | 1              |
| 8.  | Hekker, Johnny .....        | 2013       | 3,609        | 46.3        | 4         | 19           | 64          | 0              |
| 9.  | Hekker, Johnny .....        | 2012       | 3,756        | 45.8        | 4         | 22           | 68          | 0              |
| 10. | Villanueva, Danny..... 1962 | 87         | 3,960        | 45.5        | 7         | –            | 65          | 1              |
|     | Jones, Donnie..... 2010     | 94         | 4,276        | 45.5        | 4         | 32           | 63          | 0              |



# RAMS YEAR-BY-YEAR LEADERS



## PASSING

| Year | Player                 | Att. | Cmp. | Yards | Pct. | TD | Int. | Long | Sk/Yds | Rating |
|------|------------------------|------|------|-------|------|----|------|------|--------|--------|
| 1937 | Snyder, Bob            | 66   | 25   | 378   | 37.9 | 1  | 14   |      |        | 23.0   |
| 1938 | Snyder, Bob            | 87   | 36   | 631   | 41.4 | 0  | 9    |      |        | 27.2   |
| 1939 | Hall, Parker           | 208  | 106  | 1,227 | 51.0 | 9  | 13   |      |        | 57.5   |
| 1940 | Hall, Parker           | 183  | 77   | 1,108 | 42.1 | 1  | 16   |      |        | 27.8   |
| 1941 | Hall, Parker           | 190  | 84   | 863   | 44.2 | 7  | 19   | 39   |        | 30.5   |
| 1942 | Hall, Parker           | 140  | 62   | 815   | 44.3 | 7  | 19   | 59   |        | 40.3   |
| 1943 | Suspended Play/W.W. II |      |      |       |      |    |      |      |        |        |
| 1944 | Reisz, Albie           | 113  | 49   | 777   | 43.4 | 8  | 10   | 70   |        | 53.6   |
| 1945 | Waterfield, Bob        | 171  | 88   | 1,609 | 51.4 | 14 | 16   | 84   |        | 72.5   |
| 1946 | Waterfield, Bob        | 256  | 128  | 1,772 | 50.0 | 17 | 18   | 57   |        | 65.9   |
| 1947 | Waterfield, Bob        | 221  | 96   | 1,210 | 43.4 | 8  | 18   | 45   |        | 39.2   |
| 1948 | Hardy, Jim             | 211  | 112  | 1,390 | 50.7 | 14 | 7    | 69t  |        | 82.1   |
| 1949 | Waterfield, Bob        | 296  | 154  | 2,168 | 52.0 | 17 | 24   | 71t  |        | 61.3   |
| 1950 | Van Brocklin, Norm     | 233  | 127  | 2,061 | 54.5 | 18 | 14   | 58   |        | 85.1   |
| 1951 | Waterfield, Bob        | 176  | 88   | 1,566 | 50.0 | 13 | 10   | 91t  |        | 81.8   |
| 1952 | Van Brocklin, Norm     | 205  | 113  | 1,736 | 55.1 | 14 | 17   | 84t  |        | 71.5   |
| 1953 | Van Brocklin, Norm     | 286  | 156  | 2,393 | 54.5 | 19 | 14   | 70t  |        | 84.1   |
| 1954 | Van Brocklin, Norm     | 260  | 139  | 2,637 | 53.5 | 13 | 21   | 80t  |        | 71.9   |
| 1955 | Van Brocklin, Norm     | 272  | 144  | 1,890 | 52.9 | 8  | 15   | 74t  |        | 62.0   |
| 1956 | Wade, Bill             | 178  | 91   | 1,461 | 51.1 | 10 | 13   | 76t  |        | 67.2   |
| 1957 | Van Brocklin, Norm     | 265  | 132  | 2,105 | 49.8 | 20 | 21   | 81t  |        | 68.8   |
| 1958 | Wade, Bill             | 341  | 181  | 2,875 | 53.1 | 18 | 22   | 93t  |        | 72.2   |
| 1959 | Wade, Bill             | 261  | 153  | 2,001 | 58.6 | 12 | 17   | 72t  |        | 71.1   |
| 1960 | Wade, Bill             | 182  | 106  | 1,294 | 58.2 | 12 | 11   | 63   |        | 77.0   |
| 1961 | Bratkowski, Zeke       | 230  | 124  | 1,547 | 53.9 | 8  | 13   | 84t  |        | 63.1   |
| 1962 | Bratkowski, Zeke       | 219  | 110  | 1,541 | 50.2 | 9  | 16   | 80t  |        | 56.5   |
| 1963 | Gabriel, Roman         | 281  | 130  | 1,947 | 46.3 | 8  | 11   | 77t  | 44/337 | 62.7   |
| 1964 | Munson, Bill           | 223  | 108  | 1,533 | 48.4 | 9  | 15   | 95t  | 23/183 | 56.5   |
| 1965 | Gabriel, Roman         | 173  | 83   | 1,321 | 48.0 | 11 | 5    | 60t  | 14/97  | 83.0   |
| 1966 | Gabriel, Roman         | 397  | 217  | 2,540 | 54.7 | 10 | 16   | 84t  | 48/319 | 65.9   |
| 1967 | Gabriel, Roman         | 371  | 196  | 2,779 | 52.8 | 25 | 13   | 80t  | 24/201 | 85.7   |
| 1968 | Gabriel, Roman         | 366  | 184  | 2,364 | 50.3 | 19 | 16   | 60t  | 27/296 | 70.0   |
| 1969 | Gabriel, Roman         | 399  | 217  | 2,549 | 54.4 | 24 | 7    | 93t  | 14/182 | 86.8   |
| 1970 | Gabriel, Roman         | 407  | 211  | 2,552 | 52.0 | 16 | 12   | 71   | 20/134 | 72.2   |
| 1971 | Gabriel, Roman         | 352  | 180  | 2,238 | 51.1 | 17 | 10   | 68   | 25/200 | 75.5   |
| 1972 | Gabriel, Roman         | 323  | 165  | 2,027 | 51.1 | 12 | 15   | 57   | 12/102 | 63.8   |
| 1973 | Hadl, John             | 258  | 135  | 2,008 | 52.3 | 22 | 11   | 69   | 17/126 | 88.8   |
| 1974 | Harris, James          | 198  | 106  | 1,544 | 53.5 | 11 | 6    | 50   | 12/101 | 85.3   |
| 1975 | Harris, James          | 285  | 157  | 2,148 | 55.1 | 14 | 15   | 54   | 21/180 | 73.8   |
| 1976 | Harris, James          | 158  | 91   | 1,460 | 57.6 | 8  | 6    | 80   | 14/151 | 89.8   |
| 1977 | Haden, Pat             | 216  | 122  | 1,551 | 56.5 | 11 | 6    | 58   | 17/151 | 84.4   |
| 1978 | Haden, Pat             | 444  | 229  | 2,995 | 51.6 | 13 | 19   | 68t  | 32/216 | 65.0   |
| 1979 | Haden, Pat             | 290  | 163  | 1,854 | 56.2 | 11 | 14   | 50   | 21/178 | 68.2   |
| 1980 | Ferragamo, Vince       | 404  | 240  | 3,199 | 59.4 | 30 | 19   | 74t  | 23/191 | 89.7   |
| 1981 | Haden, Pat             | 267  | 138  | 1,815 | 51.7 | 9  | 13   | 64   | 28/227 | 64.4   |
| 1982 | Ferragamo, Vince       | 209  | 118  | 1,609 | 56.5 | 9  | 9    | 85t  | 7/65   | 77.7   |
| 1983 | Ferragamo, Vince       | 464  | 274  | 3,276 | 59.1 | 22 | 23   | 61t  | 21/178 | 75.5   |
| 1984 | Kemp, Jeff             | 284  | 143  | 2,021 | 50.4 | 13 | 7    | 63t  | 24/190 | 78.7   |
| 1985 | Brock, Dieter          | 365  | 218  | 2,658 | 59.7 | 16 | 13   | 64t  | 51/351 | 81.8   |
| 1986 | Everett, Jim           | 147  | 73   | 1,018 | 49.7 | 8  | 8    | 60t  | 8/50   | 67.8   |
| 1987 | Everett, Jim           | 302  | 162  | 2,064 | 53.6 | 10 | 13   | 81t  | 17/139 | 68.4   |
| 1988 | Everett, Jim           | 517  | 308  | 3,964 | 59.6 | 31 | 18   | 69t  | 28/197 | 89.2   |
| 1989 | Everett, Jim           | 518  | 304  | 4,310 | 58.7 | 29 | 17   | 78t  | 29/214 | 90.6   |
| 1990 | Everett, Jim           | 554  | 307  | 3,989 | 55.4 | 23 | 17   | 55t  | 30/198 | 79.3   |
| 1991 | Everett, Jim           | 490  | 277  | 3,438 | 56.5 | 11 | 20   | 78   | 30/200 | 68.9   |
| 1992 | Everett, Jim           | 475  | 281  | 3,323 | 59.2 | 22 | 18   | 67t  | 26/204 | 80.1   |
| 1993 | Everett, Jim           | 274  | 135  | 1,652 | 49.3 | 8  | 12   | 60t  | 18/125 | 59.7   |
| 1994 | Miller, Chris          | 317  | 173  | 2,104 | 54.6 | 16 | 14   | 54   | 28/193 | 73.6   |
| 1995 | Miller, Chris          | 405  | 232  | 2,623 | 57.3 | 18 | 15   | 72   | 31/244 | 76.2   |
| 1996 | Banks, Tony            | 368  | 192  | 2,544 | 52.2 | 15 | 15   | 77t  | 48/306 | 71.0   |
| 1997 | Banks, Tony            | 487  | 252  | 3,254 | 51.7 | 14 | 13   | 76   | 43/317 | 71.5   |
| 1998 | Banks, Tony            | 408  | 241  | 2,535 | 59.1 | 7  | 14   | 80t  | 41/237 | 68.6   |
| 1999 | Warner, Kurt           | 499  | 325  | 4,353 | 65.1 | 41 | 13   | 75t  | 29/201 | 109.2  |
| 2000 | Green, Trent           | 240  | 145  | 2,063 | 60.4 | 16 | 5    | 64   | 24/145 | 101.8  |
| 2001 | Warner, Kurt           | 546  | 375  | 4,830 | 68.7 | 36 | 22   | 65t  | 38/233 | 101.4  |
| 2002 | Bulger, Marc           | 214  | 138  | 1,826 | 64.5 | 14 | 6    | 58   | 12/102 | 101.5  |
| 2003 | Bulger, Marc           | 532  | 336  | 3,845 | 63.2 | 22 | 22   | 48   | 37/288 | 81.4   |
| 2004 | Bulger, Marc           | 485  | 321  | 3,964 | 66.2 | 21 | 14   | 56   | 41/302 | 93.7   |
| 2005 | Bulger, Marc           | 287  | 192  | 2,297 | 66.9 | 14 | 9    | 57t  | 26/192 | 94.4   |
| 2006 | Bulger, Marc           | 588  | 370  | 4,301 | 63.0 | 24 | 8    | 67t  | 49/366 | 92.9   |
| 2007 | Bulger, Marc           | 378  | 221  | 2,392 | 58.5 | 11 | 15   | 40   | 37/269 | 70.3   |





| Year        | Player             | Att.       | Cmp.       | Yards        | Pct.        | TD        | Int.     | Long       | Sk/Yds        | Rating       |
|-------------|--------------------|------------|------------|--------------|-------------|-----------|----------|------------|---------------|--------------|
| 2008        | Bulger, Marc       | 440        | 251        | 2,720        | 57.0        | 11        | 13       | 80t        | 38/263        | 71.4         |
| 2009        | Bulger, Marc       | 247        | 140        | 1,469        | 56.7        | 5         | 6        | 50         | 14/85         | 70.7         |
| 2010        | Bradford, Sam      | 590        | 354        | 3,512        | 60.0        | 18        | 15       | 49         | 34/244        | 76.5         |
| 2011        | Bradford, Sam      | 357        | 191        | 2,614        | 53.5        | 6         | 6        | 68         | 36/248        | 70.5         |
| 2012        | Bradford, Sam      | 328        | 551        | 3,702        | 59.5        | 21        | 13       | 80t        | 35/233        | 82.5         |
| 2013        | Bradford, Sam      | 159        | 262        | 1,678        | 60.7        | 14        | 4        | 73         | 15/97         | 90.9         |
| 2014        | Davis, Austin      | 180        | 284        | 2,001        | 63.4        | 12        | 9        | 59t        | 29/179        | 85.1         |
| 2015        | Foles, Nick        | 190        | 337        | 2,052        | 56.4        | 7         | 10       | 68         | 14/98         | 69.0         |
| 2016        | Keenum, Case       | 322        | 196        | 2,201        | 60.9        | 9         | 11       | 65t        | 23/140        | 76.4         |
| <b>2017</b> | <b>Goff, Jared</b> | <b>477</b> | <b>296</b> | <b>3,804</b> | <b>62.1</b> | <b>28</b> | <b>5</b> | <b>94t</b> | <b>25/172</b> | <b>100.5</b> |

## RUSHING

| Year | Player                 | Att. | Yards | Avg. | Long | TD |
|------|------------------------|------|-------|------|------|----|
| 1937 | Drake, Johnny (Zero)   | 98   | 333   | 3.4  |      | 3  |
| 1938 | Davis, Corbett         | 71   | 202   | 2.8  |      | 3  |
| 1939 | Hall, Parker           | 120  | 458   | 3.8  |      | 2  |
| 1940 | Drake, Johnny (Zero)   | 130  | 480   | 3.6  |      | 9  |
| 1941 | Drake, Johnny (Zero)   | 101  | 246   | 2.4  | 15   | 2  |
| 1942 | Magnani, Dante         | 59   | 344   | 5.8  | 71   | 2  |
| 1943 | Suspended Play/W.W. II |      |       |      |      |    |
| 1944 | West, Pat              | 66   | 220   | 3.3  | 31   | 0  |
| 1945 | Gehrke, Fred           | 74   | 467   | 6.3  | 72   | 7  |
| 1946 | Gehrke, Fred           | 71   | 371   | 5.2  | 53   | 3  |
| 1947 | Washington, Kenny      | 60   | 444   | 7.4  | 92t  | 5  |
| 1948 | Hoerner, Dick          | 76   | 354   | 4.7  | 23   | 4  |
| 1949 | Hoerner, Dick          | 155  | 582   | 3.7  | 37   | 6  |
| 1950 | Davis, Glenn           | 88   | 416   | 4.7  | 55   | 3  |
| 1951 | Towler, Dan            | 126  | 854   | 6.8  | 79t  | 6  |
| 1952 | Towler, Dan            | 156  | 894   | 5.7  | 44t  | 10 |
| 1953 | Towler, Dan            | 152  | 879   | 5.8  | 73t  | 7  |
| 1954 | Younger, Paul (Tank)   | 91   | 610   | 6.7  | 75t  | 8  |
| 1955 | Waller, Ron            | 151  | 716   | 4.7  | 55t  | 7  |
| 1956 | Waller, Ron            | 83   | 543   | 6.5  | 46   | 1  |
| 1957 | Wilson, Tom            | 127  | 616   | 4.9  | 46   | 3  |
| 1958 | Arnett, Jon            | 133  | 683   | 5.1  | 57   | 6  |
| 1959 | Matson, Ollie          | 161  | 863   | 5.4  | 50   | 6  |
| 1960 | Arnett, Jon            | 104  | 436   | 4.2  | 31   | 2  |
| 1961 | Arnett, Jon            | 158  | 609   | 3.9  | 26   | 4  |
| 1962 | Bass, Dick             | 196  | 1,033 | 5.3  | 57   | 6  |
| 1963 | Bass, Dick             | 143  | 577   | 3.6  | 51   | 5  |
| 1964 | Wilson, Ben            | 159  | 553   | 3.5  | 27   | 5  |
| 1965 | Bass, Dick             | 121  | 549   | 4.5  | 44t  | 2  |
| 1966 | Bass, Dick             | 248  | 1,090 | 4.4  | 50   | 8  |
| 1967 | Josephson, Les         | 178  | 800   | 4.5  | 27   | 4  |
| 1968 | Ellison, Willie        | 151  | 616   | 4.1  | 52t  | 5  |
| 1969 | Smith, Larry           | 166  | 599   | 3.6  | 46   | 1  |
| 1970 | Josephson, Les         | 150  | 640   | 4.3  | 23   | 5  |
| 1971 | Ellison, Willie        | 211  | 1,000 | 4.7  | 80t  | 4  |
| 1972 | Ellison, Willie        | 170  | 764   | 4.5  | 37   | 5  |
| 1973 | McCutcheon, Lawrence   | 210  | 1,097 | 5.2  | 37   | 2  |
| 1974 | McCutcheon, Lawrence   | 236  | 1,109 | 4.7  | 23   | 3  |
| 1975 | McCutcheon, Lawrence   | 213  | 911   | 4.3  | 43   | 2  |
| 1976 | McCutcheon, Lawrence   | 291  | 1,168 | 4.0  | 40   | 9  |
| 1977 | McCutcheon, Lawrence   | 294  | 1,238 | 4.2  | 48   | 7  |
| 1978 | Bryant, Cullen         | 178  | 658   | 3.7  | 26   | 7  |
| 1979 | Tyler, Wendell         | 218  | 1,109 | 5.1  | 63t  | 9  |
| 1980 | Bryant, Cullen         | 183  | 807   | 4.4  | 20   | 3  |
| 1981 | Tyler, Wendell         | 260  | 1,074 | 4.1  | 69t  | 12 |
| 1982 | Tyler, Wendell         | 137  | 564   | 4.1  | 54   | 9  |
| 1983 | Dickerson, Eric        | 390  | 1,808 | 4.6  | 85t  | 18 |
| 1984 | Dickerson, Eric        | 379  | 2,105 | 5.6  | 66   | 14 |
| 1985 | Dickerson, Eric        | 292  | 1,234 | 4.2  | 43   | 12 |
| 1986 | Dickerson, Eric        | 404  | 1,821 | 4.5  | 42t  | 11 |
| 1987 | White, Charles         | 324  | 1,374 | 4.2  | 58   | 11 |
| 1988 | Bell, Greg             | 288  | 1,212 | 4.2  | 44   | 16 |
| 1989 | Bell, Greg             | 272  | 1,137 | 4.2  | 47   | 15 |
| 1990 | Gary, Cleveland        | 204  | 808   | 4.0  | 48   | 14 |
| 1991 | Delpino, Robert        | 214  | 688   | 3.2  | 36   | 9  |
| 1992 | Gary, Cleveland        | 279  | 1,125 | 4.0  | 63   | 7  |
| 1993 | Bettis, Jerome         | 294  | 1,429 | 4.9  | 71t  | 7  |
| 1994 | Bettis, Jerome         | 319  | 1,025 | 3.2  | 19   | 3  |
| 1995 | Bettis, Jerome         | 183  | 637   | 3.5  | 41   | 3  |
| 1996 | Phillips, Lawrence     | 193  | 632   | 3.3  | 38   | 4  |
| 1997 | Phillips, Lawrence     | 183  | 633   | 3.5  | 28   | 8  |
| 1998 | Henley, June           | 88   | 313   | 3.6  | 22   | 3  |
| 1999 | Faulk, Marshall        | 253  | 1,381 | 5.5  | 58   | 7  |
| 2000 | Faulk, Marshall        | 253  | 1,359 | 5.4  | 36   | 18 |
| 2001 | Faulk, Marshall        | 260  | 1,382 | 5.3  | 71t  | 12 |
| 2002 | Faulk, Marshall        | 212  | 953   | 4.5  | 44   | 8  |



| Year | Player          | Att. | Yards | Avg. | Long | TD |
|------|-----------------|------|-------|------|------|----|
| 2003 | Faulk, Marshall | 209  | 818   | 3.9  | 52   | 10 |
| 2004 | Faulk, Marshall | 195  | 774   | 4.0  | 40   | 3  |
| 2005 | Jackson, Steven | 254  | 1,046 | 4.1  | 51   | 8  |
| 2006 | Jackson, Steven | 346  | 1,528 | 4.4  | 59t  | 13 |
| 2007 | Jackson, Steven | 237  | 1,002 | 4.2  | 54   | 5  |
| 2008 | Jackson, Steven | 253  | 1,042 | 4.1  | 56t  | 7  |
| 2009 | Jackson, Steven | 324  | 1,416 | 4.4  | 58   | 4  |
| 2010 | Jackson, Steven | 330  | 1,241 | 3.8  | 42t  | 6  |
| 2011 | Jackson, Steven | 260  | 1,145 | 4.4  | 47t  | 5  |
| 2012 | Jackson, Steven | 257  | 1,042 | 4.1  | 46   | 4  |
| 2013 | Stacy, Zac      | 250  | 973   | 3.9  | 40t  | 7  |
| 2014 | Mason, Tre      | 179  | 765   | 4.3  | 89t  | 4  |
| 2015 | Gurley II, Todd | 229  | 1,106 | 4.8  | 71t  | 10 |
| 2016 | Gurley II, Todd | 278  | 885   | 3.2  | 24t  | 6  |
| 2017 | Gurley II, Todd | 279  | 1,305 | 4.7  | 57t  | 13 |

## RECEIVING

| Year | Player                    | No. | Yards | Avg. | Long | TD |
|------|---------------------------|-----|-------|------|------|----|
| 1937 | Busich, Sam               | 13  | 136   | 10.5 |      | 0  |
| 1938 | Benton, Jim               | 21  | 418   | 19.9 |      | 5  |
| 1939 | Spadacinni, Vic           | 32  | 292   | 9.1  |      | 1  |
| 1940 | Benton, Jim               | 22  | 351   | 16.0 |      | 3  |
| 1941 | Hickey, Howard (Red)      | 21  | 294   | 14.0 | 39   | 4  |
| 1942 | Magnani, Dante            | 24  | 276   | 11.5 | 67   | 4  |
| 1943 | Suspended Play/W.W. II    |     |       |      |      |    |
| 1944 | Benton, Jim               | 39  | 505   | 12.9 | 36   | 6  |
| 1945 | Benton, Jim               | 45  | 1,067 | 23.7 | 84   | 8  |
| 1946 | Benton, Jim               | 63  | 993   | 15.8 | 57   | 6  |
| 1947 | Benton, Jim               | 35  | 511   | 14.6 | 43   | 6  |
| 1948 | Fears, Tom                | 51  | 698   | 13.7 | 80   | 4  |
| 1949 | Fears, Tom                | 77  | 1,013 | 13.2 | 51t  | 9  |
| 1950 | Fears, Tom                | 84  | 1,116 | 13.3 | 53   | 7  |
| 1951 | Hirsch, Elroy             | 66  | 1,495 | 22.7 | 91   | 17 |
| 1952 | Fears, Tom                | 48  | 600   | 12.5 | 36   | 6  |
| 1953 | Hirsch, Elroy             | 61  | 941   | 15.4 | 70   | 4  |
| 1954 | Boyd, Bob                 | 53  | 1,212 | 22.9 | 80   | 6  |
| 1955 | Fears, Tom                | 44  | 569   | 12.9 | 31   | 2  |
| 1956 | Clarke, Leon              | 36  | 650   | 18.1 | 60   | 4  |
| 1957 | Hirsch, Elroy             | 32  | 477   | 14.9 | 45   | 6  |
| 1958 | Shofner, Del              | 51  | 1,097 | 21.5 | 92   | 8  |
| 1959 | Shofner, Del              | 47  | 936   | 19.9 | 72   | 7  |
| 1960 | Phillips, Jim             | 52  | 883   | 17.0 | 61t  | 8  |
| 1961 | Phillips, Jim             | 78  | 1,092 | 14.0 | 69t  | 5  |
| 1962 | Phillips, Jim             | 60  | 875   | 14.6 | 65t  | 5  |
| 1963 | Phillips, Jim             | 54  | 793   | 14.7 | 52   | 1  |
| 1964 | McKeever, Marlin (TE)     | 41  | 582   | 14.2 | 46   | 1  |
| 1965 | McDonald, Tom             | 67  | 1,036 | 15.5 | 51   | 9  |
| 1966 | Moore, Tom (RB)           | 60  | 433   | 7.2  | 30t  | 3  |
| 1967 | Casey, Bernie             | 53  | 871   | 16.4 | 57t  | 8  |
| 1968 | Truax, Billy (TE)         | 35  | 417   | 11.9 | 22   | 3  |
| 1969 | Snow, Jack                | 49  | 734   | 15.0 | 74t  | 6  |
| 1970 | Snow, Jack                | 51  | 859   | 16.8 | 71   | 7  |
| 1971 | Rentzel, Lance            | 38  | 534   | 14.1 | 41   | 5  |
| 1972 | Snow, Jack                | 30  | 590   | 19.7 | 57   | 4  |
| 1973 | Jackson, Harold           | 40  | 874   | 21.9 | 69   | 13 |
| 1974 | McCutcheon, Lawrence (RB) | 39  | 408   | 10.5 | 50   | 2  |
| 1975 | Jackson, Harold           | 43  | 786   | 18.3 | 54   | 7  |
| 1976 | Jackson, Harold           | 39  | 751   | 19.3 | 65   | 5  |
| 1977 | Jackson, Harold           | 48  | 666   | 13.9 | 58   | 6  |
| 1978 | Miller, Willie            | 50  | 767   | 15.3 | 52   | 5  |
| 1979 | Dennard, Preston          | 43  | 766   | 17.8 | 50   | 4  |
| 1980 | Bryant, Cullen (RB)       | 53  | 386   | 7.3  | 25   | 3  |
| 1981 | Dennard, Preston          | 49  | 821   | 16.8 | 64   | 4  |
| 1982 | Tyler, Wendell (RB)       | 38  | 375   | 9.9  | 40   | 4  |
| 1983 | Barber, Mike (TE)         | 55  | 657   | 11.9 | 42t  | 3  |
| 1984 | Ellard, Henry             | 34  | 622   | 18.3 | 63t  | 6  |
| 1985 | Ellard, Henry             | 54  | 811   | 15.0 | 64t  | 5  |
| 1986 | Ellard, Henry             | 34  | 447   | 13.1 | 34   | 4  |
| 1987 | Ellard, Henry             | 51  | 799   | 15.7 | 81t  | 3  |
| 1988 | Ellard, Henry             | 86  | 1,414 | 16.4 | 68   | 10 |
| 1989 | Ellard, Henry             | 70  | 1,382 | 19.7 | 53   | 8  |
| 1990 | Ellard, Henry             | 76  | 1,294 | 17.0 | 50t  | 4  |
| 1991 | Ellard, Henry             | 64  | 1,052 | 16.4 | 38   | 3  |
| 1992 | Gary, Cleveland (RB)      | 52  | 293   | 5.6  | 22   | 3  |
| 1993 | Ellard, Henry             | 61  | 945   | 15.5 | 54   | 2  |
| 1994 | Bailey, Johnny (RB)       | 58  | 516   | 8.9  | 28   | 7  |
| 1995 | Bruce, Isaac              | 119 | 1,781 | 15.0 | 72   | 13 |
| 1996 | Bruce, Isaac              | 84  | 1,338 | 15.9 | 70   | 7  |
| 1997 | Lee, Amp (RB)             | 61  | 825   | 13.5 | 62   | 3  |



| Year        | Player .....               | No.       | Yards      | Avg.        | Long       | TD       |
|-------------|----------------------------|-----------|------------|-------------|------------|----------|
| 1998        | Lee, Amp (RB) .....        | 64        | 667        | 10.4        | 44         | 2        |
| 1999        | Faulk, Marshall (RB) ..... | 87        | 1,048      | 12.0        | 57t        | 5        |
| 2000        | Bruce, Isaac .....         | 87        | 1,471      | 16.9        | 78t        | 9        |
| 2001        | Faulk, Marshall (RB) ..... | 83        | 765        | 9.2         | 65t        | 9        |
| 2002        | Holt, Torry .....          | 91        | 1,302      | 14.3        | 58         | 4        |
| 2003        | Holt, Torry .....          | 117       | 1,696      | 14.5        | 48         | 12       |
| 2004        | Holt, Torry .....          | 94        | 1,372      | 14.6        | 75t        | 10       |
| 2005        | Holt, Torry .....          | 102       | 1,331      | 13.0        | 44         | 9        |
| 2006        | Holt, Torry .....          | 93        | 1,188      | 12.8        | 67t        | 10       |
| 2007        | Holt, Torry .....          | 93        | 1,189      | 12.8        | 40         | 7        |
| 2008        | Holt, Torry .....          | 64        | 796        | 12.4        | 45t        | 3        |
| 2009        | Avery, Donnie .....        | 47        | 589        | 12.5        | 50         | 5        |
| 2010        | Amendola, Danny .....      | 85        | 689        | 8.1         | 36         | 3        |
| 2011        | Lloyd, Brandon .....       | 51        | 683        | 13.4        | 37         | 5        |
| 2012        | <i>Givens, Chris</i> ..... | 42        | 698        | 16.6        | 65         | 3        |
| 2013        | Cook, Jared (TE) .....     | 51        | 671        | 13.2        | 47         | 5        |
| 2014        | Cook, Jared (TE) .....     | 52        | 634        | 12.2        | 59t        | 3        |
| <b>2015</b> | <b>Austin, Tavon</b> ..... | <b>52</b> | <b>473</b> | <b>9.1</b>  | <b>66t</b> | <b>5</b> |
| 2016        | Britt, Kenny .....         | 68        | 1,002      | 14.7        | 66         | 5        |
| <b>2017</b> | <b>Kupp, Cooper</b> .....  | <b>62</b> | <b>869</b> | <b>14.0</b> | <b>64</b>  | <b>5</b> |

## PUNTING

| Year | Player .....                | No. | Yards | Avg. | TB | In 20 | Long | Blocks |  |
|------|-----------------------------|-----|-------|------|----|-------|------|--------|--|
| 1939 | Hall, Parker .....          | 58  |       | 41.0 |    |       | 80   |        |  |
| 1940 | Hall, Parker .....          | 57  |       | 43.0 |    |       | 75   |        |  |
| 1941 | Hall, Parker .....          | 49  |       | 40.1 |    |       | 67   |        |  |
| 1942 | Jacobs, Jack .....          | 33  |       | 42.3 |    |       | 66   |        |  |
| 1943 | Suspended Play/W.W. II      |     |       |      |    |       |      |        |  |
| 1944 | Reisz, Albie .....          | 25  |       | 40.1 |    |       | 66   | 0      |  |
| 1945 | Waterfield, Bob .....       | 39  |       | 40.7 |    |       | 68   | 0      |  |
| 1946 | Waterfield, Bob .....       | 39  | 1,743 | 44.6 |    |       | 65   | 0      |  |
| 1947 | Waterfield, Bob .....       | 59  | 2,500 | 42.4 |    |       | 86   | 1      |  |
| 1948 | Waterfield, Bob .....       | 43  | 1,833 | 42.6 |    |       | 88   | 0      |  |
| 1949 | Waterfield, Bob .....       | 49  | 2,177 | 44.4 |    |       | 61   | 1      |  |
| 1950 | Waterfield, Bob .....       | 52  | 2,087 | 40.1 |    |       | 61   | 2      |  |
| 1951 | Van Brocklin, Norm .....    | 48  | 1,992 | 41.5 |    |       | 62   | 1      |  |
| 1952 | Van Brocklin, Norm .....    | 29  | 1,250 | 43.1 |    |       | 66   | 0      |  |
| 1953 | Van Brocklin, Norm .....    | 60  | 2,529 | 42.2 |    |       | 57   | 0      |  |
| 1954 | Van Brocklin, Norm .....    | 44  | 1,874 | 42.6 |    |       | 61   | 0      |  |
| 1955 | Van Brocklin, Norm .....    | 60  | 2,676 | 44.6 |    |       | 61   | 0      |  |
| 1956 | Van Brocklin, Norm .....    | 48  | 2,070 | 43.1 |    |       | 72   | 0      |  |
| 1957 | Van Brocklin, Norm .....    | 54  | 2,392 | 44.3 |    |       | 71   | 0      |  |
| 1958 | Shofner, Del .....          | 49  | 2,018 | 41.2 |    |       | 62   | 0      |  |
| 1959 | Shofner, Del .....          | 48  | 2,004 | 41.8 |    |       | 66   | 1      |  |
| 1960 | Shofner, Del .....          | 54  | 2,301 | 42.6 |    |       | 63   | 1      |  |
| 1961 | Villanueva, Danny .....     | 46  | 1,845 | 40.1 | 1  |       | 53   | 0      |  |
| 1962 | Villanueva, Danny .....     | 87  | 3,960 | 45.5 | 7  |       | 65   | 1      |  |
| 1963 | Villanueva, Danny .....     | 81  | 3,678 | 45.4 | 0  |       | 68   | 0      |  |
| 1964 | Villanueva, Danny .....     | 82  | 3,616 | 44.1 | 5  |       | 58   | 0      |  |
| 1965 | Lothridge, Billy .....      | 42  | 1,619 | 38.5 | 3  |       | 55   | 1      |  |
| 1966 | Kilgore, Jon .....          | 71  | 3,037 | 42.8 | 4  |       | 58   | 0      |  |
| 1967 | Kilgore, Jon .....          | 68  | 2,872 | 42.2 | 6  |       | 68   | 2      |  |
| 1968 | Studstill, Pat .....        | 81  | 3,207 | 39.6 | 4  |       | 58   | 0      |  |
| 1969 | Studstill, Pat .....        | 80  | 3,259 | 40.7 | 9  |       | 60   | 0      |  |
| 1970 | Studstill, Pat .....        | 67  | 2,618 | 39.1 | 6  |       | 53   | 0      |  |
| 1971 | Studstill, Pat .....        | 70  | 2,896 | 41.4 | 6  |       | 60   | 0      |  |
| 1972 | Chapple, Dave .....         | 53  | 2,344 | 44.2 | 3  |       | 70   | 0      |  |
| 1973 | Chapple, Dave .....         | 51  | 2,079 | 40.8 | 6  |       | 65   | 1      |  |
| 1974 | Burke, Mike .....           | 46  | 1,701 | 37.0 | 4  |       | 51   | 0      |  |
| 1975 | Carrell, Duane .....        | 73  | 2,874 | 39.4 | 9  |       | 57   | 0      |  |
| 1976 | Jackson, Rusty .....        | 77  | 3,006 | 39.0 | 6  | 16    | 61   | 0      |  |
| 1977 | <i>Walker, Glen</i> .....   | 73  | 2,568 | 35.2 | 8  | 11    | 56   | 0      |  |
| 1978 | Walker, Glen .....          | 83  | 3,069 | 37.0 | 5  | 26    | 61   | 2      |  |
| 1979 | Clark, Ken .....            | 93  | 3,731 | 40.1 | 7  | 17    | 60   | 2      |  |
| 1980 | Corral, Frank .....         | 76  | 3,004 | 39.5 | 5  | 15    | 65   | 1      |  |
| 1981 | Corral, Frank .....         | 89  | 3,735 | 42.0 | 3  | 19    | 67   | 0      |  |
| 1982 | Misko, John .....           | 45  | 1,961 | 43.6 | 2  | 10    | 59   | 1      |  |
| 1983 | Misko, John .....           | 82  | 3,301 | 40.3 | 12 | 18    | 67   | 0      |  |
| 1984 | Misko, John .....           | 74  | 2,866 | 38.7 | 9  | 21    | 58   | 0      |  |
| 1985 | <i>Hatcher, Dale</i> .....  | 87  | 3,761 | 43.2 | 6  | 32    | 67   | 1      |  |
| 1986 | Hatcher, Dale .....         | 97  | 3,740 | 38.6 | 5  | 26    | 57   | 0      |  |
| 1987 | Hatcher, Dale .....         | 76  | 3,140 | 41.3 | 4  | 19    | 62   | 0      |  |
| 1988 | Hatcher, Dale .....         | 36  | 1,424 | 39.6 | 1  | 13    | 54   | 0      |  |
| 1989 | Hatcher, Dale .....         | 73  | 2,834 | 38.8 | 7  | 15    | 54   | 1      |  |
| 1990 | <i>English, Keith</i> ..... | 68  | 2,663 | 39.2 | 2  | 8     | 58   | 1      |  |
| 1991 | Hatcher, Dale .....         | 63  | 2,403 | 38.1 | 5  | 16    | 52   | 0      |  |
| 1992 | Bracken, Don .....          | 76  | 3,122 | 41.1 | 4  | 20    | 59   | 0      |  |



| Year        | Player                | No.       | Yards        | Avg.        | TB       | In 20     | Long      | Blocks   |
|-------------|-----------------------|-----------|--------------|-------------|----------|-----------|-----------|----------|
| 1993        | Landeta, Sean         | 42        | 1,825        | 43.5        | 7        | 7         | 66        | 0        |
| 1994        | Landeta, Sean         | 78        | 3,494        | 44.8        | 9        | 23        | 62        | 0        |
| 1995        | Landeta, Sean         | 83        | 3,679        | 44.3        | 12       | 23        | 63        | 0        |
| 1996        | Landeta, Sean         | 78        | 3,491        | 44.8        | 9        | 23        | 70        | 0        |
| 1997        | Horan, Mike           | 53        | 2,272        | 42.9        | 4        | 10        | 60        | 0        |
| 1998        | Tuten, Rick           | 95        | 4,202        | 44.2        | 10       | 16        | 64        | 0        |
| 1999        | Tuten, Rick           | 32        | 1,359        | 42.5        | 7        | 9         | 70        | 0        |
| 2000        | Baker, John           | 43        | 1,736        | 40.4        | 5        | 13        | 59        | 1        |
| 2001        | Baker, John           | 43        | 1,809        | 42.1        | 7        | 9         | 58        | 0        |
| 2002        | Berger, Mitch         | 72        | 3,020        | 41.9        | 10       | 26        | 64        | 0        |
| 2003        | Landeta, Sean         | 59        | 2,525        | 42.8        | 5        | 14        | 57        | 0        |
| 2004        | Landeta, Sean         | 40        | 1,733        | 43.3        | 3        | 9         | 63        | 0        |
| 2005        | Barker, Bryan         | 50        | 2,137        | 42.7        | 4        | 13        | 63        | 0        |
| 2006        | Turk, Matt            | 69        | 3,132        | 45.4        | 7        | 26        | 74        | 1        |
| 2007        | Jones, Donnie         | 78        | 3,684        | 47.2        | 9        | 18        | 80        | 0        |
| 2008        | Jones, Donnie         | 82        | 4,100        | 50.0        | 7        | 20        | 68        | 0        |
| 2009        | Jones, Donnie         | 90        | 4,212        | 46.8        | 10       | 34        | 63        | 0        |
| 2010        | Jones, Donnie         | 94        | 4,276        | 45.5        | 4        | 20        | 63        | 0        |
| 2011        | Jones, Donnie         | 105       | 4,652        | 44.3        | 9        | 29        | 65        | 1        |
| <b>2012</b> | <b>Hekker, Johnny</b> | <b>82</b> | <b>3,756</b> | <b>45.8</b> | <b>4</b> | <b>22</b> | <b>68</b> | <b>0</b> |
| <b>2013</b> | <b>Hekker, Johnny</b> | <b>78</b> | <b>3,609</b> | <b>46.3</b> | <b>4</b> | <b>19</b> | <b>64</b> | <b>0</b> |
| <b>2014</b> | <b>Hekker, Johnny</b> | <b>80</b> | <b>3,721</b> | <b>46.5</b> | <b>5</b> | <b>33</b> | <b>61</b> | <b>1</b> |
| <b>2015</b> | <b>Hekker, Johnny</b> | <b>96</b> | <b>4,601</b> | <b>47.8</b> | <b>5</b> | <b>41</b> | <b>68</b> | <b>0</b> |
| <b>2016</b> | <b>Hekker, Johnny</b> | <b>98</b> | <b>4,680</b> | <b>47.6</b> | <b>1</b> | <b>51</b> | <b>78</b> | <b>0</b> |
| <b>2017</b> | <b>Hekker, Johnny</b> | <b>65</b> | <b>3,113</b> | <b>47.9</b> | <b>5</b> | <b>30</b> | <b>10</b> | <b>0</b> |

## FIELD GOALS

| Year | Player                 | Att. | Made | Pct.  | Long |
|------|------------------------|------|------|-------|------|
| 1937 | Snyder, Bob            | 1    | 1    | 1.000 | 30   |
| 1938 | Peterson, Nelson       | 2    | 2    | 1.000 | 18   |
| 1939 | Davis, Corby           | 2    | 1    | .500  | 27   |
| 1940 | Adams, Chet            | 5    | 1    | .200  | 29   |
| 1941 | Adams, Chet            | 2    | 1    | .500  | 40   |
| 1942 | Adams, Chet            | 6    | 3    | .500  | 46   |
| 1943 | Suspended Play/W.W. II |      |      |       |      |
| 1944 | Zontini, Louis         | 6    | 3    | .500  | 39   |
| 1945 | Waterfield, Bob        | 3    | 1    | .333  | 28   |
| 1946 | Waterfield, Bob        | 11   | 6    | .545  | 37   |
| 1947 | Waterfield, Bob        | 16   | 7    | .437  | 45   |
| 1948 | Waterfield, Bob        | 11   | 6    | .545  | 47   |
| 1949 | Waterfield, Bob        | 17   | 9    | .529  | 42   |
| 1950 | Waterfield, Bob        | 14   | 7    | .500  | 46   |
| 1951 | Waterfield, Bob        | 23   | 13   | .565  | 47   |
| 1952 | Waterfield, Bob        | 19   | 11   | .579  | 45   |
| 1953 | Agajanian, Ben         | 23   | 10   | .434  | 47   |
| 1954 | Agajanian, Ben         | 25   | 13   | .520  | 41   |
| 1955 | Richter, Les           | 15   | 10   | .667  | 41   |
| 1956 | Richter, Les           | 15   | 8    | .533  | 32   |
| 1957 | Cothren, Paige         | 19   | 11   | .579  | 44   |
| 1958 | Cothren, Paige         | 25   | 14   | .560  | 43   |
| 1959 | Michaels, Lou          | 17   | 8    | .470  | 40   |
| 1960 | Villanueva, Danny      | 19   | 12   | .631  | 36   |
| 1961 | Villanueva, Danny      | 27   | 13   | .481  | 38   |
| 1962 | Villanueva, Danny      | 20   | 10   | .500  | 51   |
| 1963 | Villanueva, Danny      | 17   | 9    | .529  | 47   |
| 1964 | Gossett, Bruce         | 24   | 18   | .750  | 44   |
| 1965 | Gossett, Bruce         | 26   | 15   | .577  | 49   |
| 1966 | Gossett, Bruce         | 49   | 28   | .571  | 48   |
| 1967 | Gossett, Bruce         | 43   | 20   | .465  | 47   |
| 1968 | Gossett, Bruce         | 31   | 17   | .548  | 37   |
| 1969 | Gossett, Bruce         | 34   | 22   | .647  | 44   |
| 1970 | Ray, David             | 29   | 45   | .644  | 46   |
| 1971 | Ray, David             | 29   | 18   | .620  | 49   |
| 1972 | Ray, David             | 41   | 24   | .585  | 45   |
| 1973 | Ray, David             | 47   | 30   | .638  | 49   |
| 1974 | Ray, David             | 31   | 25   | .806  | 48   |
| 1975 | Dempsey, Tom           | 26   | 21   | .808  | 51   |
| 1976 | Dempsey, Tom           | 26   | 17   | .654  | 49   |
| 1977 | Septien, Rafael        | 30   | 18   | .600  | 45   |
| 1978 | Corral, Frank          | 43   | 29   | .674  | 48   |
| 1979 | Corral, Frank          | 25   | 13   | .520  | 49   |
| 1980 | Corral, Frank          | 30   | 16   | .533  | 47   |
| 1981 | Corral, Frank          | 26   | 17   | .654  | 44   |
| 1982 | Lansford, Mike         | 15   | 9    | .600  | 39   |
| 1983 | Nelson, Chuck          | 11   | 5    | .455  | 41   |
| 1984 | Lansford, Mike         | 33   | 25   | .758  | 50   |
| 1985 | Lansford, Mike         | 29   | 22   | .759  | 52   |



| Year | Player          | Att. | Made | Pct.  | Long |
|------|-----------------|------|------|-------|------|
| 1986 | Lansford, Mike  | 24   | 17   | .708  | 50   |
| 1987 | Lansford, Mike  | 21   | 17   | .810  | 48   |
| 1988 | Lansford, Mike  | 32   | 24   | .750  | 49   |
| 1989 | Lansford, Mike  | 30   | 23   | .767  | 48   |
| 1990 | Lansford, Mike  | 24   | 15   | .625  | 46   |
| 1991 | Zendejas, Tony  | 17   | 17   | 1.000 | 50   |
| 1992 | Zendejas, Tony  | 20   | 15   | .750  | 49   |
| 1993 | Zendejas, Tony  | 23   | 16   | .696  | 54   |
| 1994 | Zendejas, Tony  | 23   | 18   | .783  | 47   |
| 1995 | Biasucci, Dean  | 12   | 9    | .750  | 51   |
| 1996 | Lohmiller, Chip | 25   | 21   | .840  | 50   |
| 1997 | Wilkins, Jeff   | 37   | 25   | .675  | 52   |
| 1998 | Wilkins, Jeff   | 26   | 20   | .769  | 57   |
| 1999 | Wilkins, Jeff   | 28   | 20   | .714  | 51   |
| 2000 | Wilkins, Jeff   | 17   | 17   | 1.000 | 51   |
| 2001 | Wilkins, Jeff   | 29   | 23   | .793  | 54   |
| 2002 | Wilkins, Jeff   | 25   | 19   | .760  | 47   |
| 2003 | Wilkins, Jeff   | 42   | 39   | .929  | 53   |
| 2004 | Wilkins, Jeff   | 24   | 19   | .792  | 53   |
| 2005 | Wilkins, Jeff   | 31   | 27   | .871  | 53   |
| 2006 | Wilkins, Jeff   | 37   | 32   | .864  | 53   |
| 2007 | Wilkins, Jeff   | 32   | 24   | .750  | 53   |
| 2008 | Brown, Josh     | 36   | 31   | .861  | 54   |
| 2009 | Brown, Josh     | 24   | 19   | .792  | 54   |
| 2010 | Brown, Josh     | 39   | 33   | .846  | 53   |
| 2011 | Brown, Josh     | 28   | 21   | .750  | 49   |
| 2012 | Zuerlein, Greg  | 31   | 23   | .741  | 60   |
| 2013 | Zuerlein, Greg  | 28   | 26   | .929  | 50   |
| 2014 | Zuerlein, Greg  | 30   | 24   | .800  | 56   |
| 2015 | Zuerlein, Greg  | 30   | 20   | .667  | 61   |
| 2016 | Zuerlein, Greg  | 22   | 19   | .864  | 54   |
| 2017 | Zuerlein, Greg  | 40   | 38   | .950  | 56   |

## SCORING

| Year | Player                 | TDR | TDP | TDRT | PAT   | FG    | TP  |
|------|------------------------|-----|-----|------|-------|-------|-----|
| 1937 | Drake, Johnny (Zero)   | 3   | 2   | 0    | 0-0   | 0-0   | 30  |
| 1938 | Benton, Jim            | 1   | 5   | 0    | 0-0   | 0-0   | 36  |
| 1939 | Drake, Johnny (Zero)   | 9   | 0   | 0    | 0-0   | 0-0   | 54  |
| 1940 | Drake, Johnny (Zero)   | 9   | 0   | 0    | 2-2   | 0-0   | 56  |
| 1941 | Hickey, Howard (Red)   | 0   | 4   | 0    | 0-0   | 0-0   | 24  |
| 1942 | Magnani, Dante         | 2   | 3   | 0    | 0-0   | 0-0   | 30  |
| 1943 | Suspended Play/W.W. II |     |     |      |       |       |     |
| 1944 | Zontini, Lou           | 3   | 1   | 0    | 14-16 | 3-6   | 47  |
| 1945 | Waterfield, Bob        | 5   | 0   | 0    | 31-34 | 1-3   | 64  |
| 1946 | Waterfield, Bob        | 1   | 0   | 0    | 37-37 | 6-11  | 61  |
| 1947 | Waterfield, Bob        | 1   | 0   | 0    | 27-30 | 7-16  | 54  |
| 1948 | Waterfield, Bob        | 0   | 0   | 0    | 38-44 | 6-11  | 56  |
| 1949 | Waterfield, Bob        | 1   | 0   | 0    | 43-46 | 9-17  | 77  |
| 1950 | Waterfield, Bob        | 1   | 0   | 0    | 54-58 | 7-14  | 91  |
| 1951 | Hirsch, Elroy (WR-RB)  | 0   | 17  | 0    | 0-0   | 0-0   | 102 |
| 1952 | Waterfield, Bob        | 1   | 0   | 0    | 44-45 | 11-19 | 83  |
| 1953 | Agajanian, Ben         | 0   | 0   | 0    | 36-37 | 10-23 | 66  |
| 1954 | Towler, Dan (RB)       | 11  | 0   | 0    | 0-0   | 0-0   | 66  |
| 1955 | Richter, Les           | 0   | 0   | 0    | 30-31 | 13-22 | 69  |
| 1956 | Richter, Les           | 0   | 0   | 0    | 36-38 | 8-15  | 60  |
| 1957 | Cothren, Paige         | 0   | 0   | 0    | 38-39 | 11-19 | 71  |
| 1958 | Cothren, Paige         | 0   | 0   | 0    | 42-43 | 14-25 | 84  |
| 1959 | Shofner, Del (WR)      | 0   | 7   | 0    | 0-0   | 0-0   | 42  |
| 1960 | Villanueva, Danny      | 0   | 0   | 0    | 28-28 | 12-19 | 64  |
| 1961 | Villanueva, Danny      | 0   | 0   | 0    | 32-32 | 13-27 | 71  |
| 1962 | Villanueva, Danny      | 0   | 0   | 0    | 26-27 | 10-20 | 56  |
| 1963 | Villanueva, Danny      | 0   | 0   | 0    | 25-26 | 9-17  | 52  |
| 1964 | Gossett, Bruce         | 0   | 0   | 0    | 31-32 | 18-24 | 85  |
| 1965 | Gossett, Bruce         | 0   | 0   | 0    | 30-32 | 15-26 | 75  |
| 1966 | Gossett, Bruce         | 0   | 0   | 0    | 29-29 | 28-49 | 113 |
| 1967 | Gossett, Bruce         | 0   | 0   | 0    | 48-48 | 20-43 | 108 |
| 1968 | Gossett, Bruce         | 0   | 0   | 0    | 37-37 | 17-31 | 88  |
| 1969 | Gossett, Bruce         | 0   | 0   | 0    | 36-36 | 22-34 | 102 |
| 1970 | Ray, David             | 0   | 0   | 0    | 34-34 | 29-45 | 121 |
| 1971 | Ray, David             | 0   | 0   | 0    | 37-37 | 18-29 | 91  |
| 1972 | Ray, David             | 0   | 0   | 0    | 31-31 | 24-41 | 103 |
| 1973 | Ray, David             | 0   | 0   | 0    | 40-42 | 30-47 | 130 |
| 1974 | Ray, David             | 0   | 0   | 0    | 25-31 | 9-16  | 52  |
| 1975 | Dempsey, Tom           | 0   | 0   | 0    | 31-36 | 21-26 | 94  |
| 1976 | Dempsey, Tom           | 0   | 0   | 0    | 36-44 | 17-26 | 87  |
| 1977 | Septien, Rafael        | 0   | 0   | 0    | 32-35 | 18-30 | 86  |
| 1978 | Corral, Frank          | 0   | 0   | 0    | 31-33 | 29-43 | 118 |
| 1979 | Corral, Frank          | 0   | 0   | 0    | 36-39 | 13-25 | 75  |



| Year | Player               | TDR | TDP | TDRT | PAT   | FG    | TP  |
|------|----------------------|-----|-----|------|-------|-------|-----|
| 1980 | Corral, Frank        | 0   | 0   | 0    | 51-52 | 16-30 | 99  |
| 1981 | Tyler, Wendell (RB)  | 12  | 5   | 0    | 0-0   | 0-0   | 102 |
| 1982 | Tyler, Wendell (RB)  | 9   | 4   | 0    | 0-0   | 0-0   | 78  |
| 1983 | Dickerson, Eric (RB) | 18  | 2   | 0    | 0-0   | 0-0   | 120 |
| 1984 | Lansford, Mike       | 0   | 0   | 0    | 37-38 | 25-33 | 112 |
| 1985 | Lansford, Mike       | 0   | 0   | 0    | 38-39 | 22-29 | 104 |
| 1986 | Lansford, Mike       | 0   | 0   | 0    | 34-35 | 17-24 | 85  |
| 1987 | Lansford, Mike       | 0   | 0   | 0    | 36-38 | 17-21 | 87  |
| 1988 | Lansford, Mike       | 0   | 0   | 0    | 45-48 | 24-32 | 117 |
| 1989 | Lansford, Mike       | 0   | 0   | 0    | 51-51 | 23-30 | 120 |
| 1990 | Gary, Cleveland (RB) | 14  | 1   | 0    | 0-0   | 0-0   | 90  |
| 1991 | Zendejas, Tony       | 0   | 0   | 0    | 25-26 | 17-17 | 76  |
| 1992 | Zendejas, Tony       | 0   | 0   | 0    | 38-38 | 15-20 | 83  |
| 1993 | Zendejas, Tony       | 0   | 0   | 0    | 23-25 | 16-23 | 71  |
| 1994 | Zendejas, Tony       | 0   | 0   | 0    | 28-28 | 18-23 | 82  |
| 1995 | Bruce, Isaac (WR)    | 0   | 13  | 0    | 1*    | 0-0   | 80  |
| 1996 | Lohmiller, Chip      | 0   | 0   | 0    | 28-29 | 21-25 | 91  |
| 1997 | Wilkins, Jeff        | 0   | 0   | 0    | 32-32 | 25-37 | 107 |
| 1998 | Wilkins, Jeff        | 0   | 0   | 0    | 25-26 | 20-26 | 85  |
| 1999 | Wilkins, Jeff        | 0   | 0   | 0    | 64-64 | 20-28 | 124 |
| 2000 | Faulk, Marshall (RB) | 26  | 0   | 0    | 2*    | 0-0   | 160 |
| 2001 | Faulk, Marshall (RB) | 21  | 0   | 0    | 1*    | 0-0   | 128 |
| 2002 | Wilkins, Jeff        | 0   | 0   | 0    | 37-37 | 19-25 | 94  |
| 2003 | Wilkins, Jeff        | 0   | 0   | 0    | 46-46 | 39-42 | 163 |
| 2004 | Wilkins, Jeff        | 0   | 0   | 0    | 32-32 | 19-24 | 89  |
| 2005 | Wilkins, Jeff        | 0   | 0   | 0    | 36-36 | 27-31 | 117 |
| 2006 | Wilkins, Jeff        | 0   | 0   | 0    | 36-36 | 32-37 | 131 |
| 2007 | Wilkins, Jeff        | 0   | 0   | 0    | 25-25 | 24-32 | 97  |
| 2008 | Brown, Josh          | 0   | 0   | 0    | 19-19 | 31-36 | 112 |
| 2009 | Brown, Josh          | 0   | 0   | 0    | 16-16 | 19-24 | 73  |
| 2010 | Brown, Josh          | 0   | 0   | 0    | 26-27 | 33-39 | 125 |
| 2011 | Brown, Josh          | 0   | 0   | 0    | 18-18 | 21-28 | 81  |
| 2012 | Zuerlein, Greg       | 0   | 0   | 0    | 26-26 | 23-31 | 95  |
| 2013 | Zuerlein, Greg       | 0   | 0   | 0    | 34-34 | 26-28 | 112 |
| 2014 | Zuerlein, Greg       | 0   | 0   | 0    | 34-35 | 24-30 | 106 |
| 2015 | Zuerlein, Greg       | 0   | 0   | 0    | 26-28 | 20-30 | 86  |
| 2016 | Zuerlein, Greg       | 0   | 0   | 0    | 23-23 | 19-22 | 80  |
| 2017 | Zuerlein, Greg       | 0   | 0   | 0    | 44-46 | 38-40 | 158 |

\*2-point Conversion

## KICKOFF RETURNS

| Year | Player                    | No. | Yards | Avg. | Long | TD |
|------|---------------------------|-----|-------|------|------|----|
| 1942 | Magnani, Dante            | 11  | 250   | 22.7 | 37   | 0  |
| 1943 | Suspended Play/W.W. II    |     |       |      |      |    |
| 1944 | Reisz, Al                 | 12  | 285   | 23.7 | 44   | 0  |
| 1945 | Gehrke, Fred              | 9   | 173   | 19.2 | 30   | 0  |
| 1946 | Gehrke, Fred              | 8   | 186   | 23.2 | 28   | 0  |
| 1947 | Harmon, Tom               | 9   | 208   | 23.1 | 34   | 0  |
| 1948 | Gehrke, Fred              | 17  | 464   | 27.3 | 92t  | 1  |
| 1949 | Kalmanir, Tom             | 18  | 403   | 22.4 | 57   | 0  |
| 1950 | Smith, Verda (Vitamin T.) | 22  | 742   | 33.7 | 97t  | 3  |
| 1951 | Davis, Glenn              | 9   | 179   | 19.9 | 33   | 0  |
| 1952 | Quinlan, Skeet            | 17  | 440   | 25.9 | 56   | 0  |
| 1953 | Lewis, Woodley            | 32  | 830   | 25.9 | 69   | 0  |
| 1954 | Lewis, Woodley            | 34  | 836   | 24.6 | 88t  | 1  |
| 1955 | Waller, Ron               | 17  | 461   | 27.1 | 39   | 0  |
| 1956 | Wilson, Tom               | 15  | 477   | 31.8 | 103t | 1  |
| 1957 | Arnett, Jon               | 18  | 504   | 28.0 | 98t  | 1  |
| 1958 | Arnett, Jon               | 16  | 331   | 20.7 | 32   | 0  |
| 1959 | Matson, Ollie             | 16  | 367   | 22.9 | 48   | 0  |
| 1960 | Arnett, Jon               | 17  | 416   | 24.5 | 43   | 0  |
| 1961 | Bass, Dick                | 23  | 698   | 30.3 | 64   | 0  |
| 1962 | Atkins, Pervis            | 28  | 676   | 24.1 | 41   | 0  |
| 1963 | Shannon, Carver           | 28  | 823   | 29.4 | 99t  | 1  |
| 1964 | Shannon, Carver           | 18  | 442   | 24.6 | 40   | 0  |
| 1965 | Smith, Bob                | 17  | 451   | 26.9 | 56   | 0  |
| 1966 | Williams, Clarence        | 15  | 420   | 28.0 | 81   | 0  |
| 1967 | Ellison, Willie           | 13  | 340   | 26.2 | 58   | 0  |
| 1968 | Smith, Ron                | 26  | 718   | 27.6 | 94t  | 1  |
| 1969 | Smith, Ron                | 27  | 585   | 21.6 | 37   | 0  |
| 1970 | Haymond, Alvin            | 35  | 1,022 | 29.2 | 98t  | 1  |
| 1971 | Williams, Travis          | 25  | 743   | 29.7 | 105t | 1  |
| 1972 | Ellison, Willie           | 14  | 345   | 24.6 | 32   | 0  |
| 1973 | Bryant, Cullen            | 13  | 369   | 28.4 | 93   | 1  |
| 1974 | Bryant, Cullen            | 23  | 617   | 26.8 | 84   | 1  |
| 1975 | McGee, Willie             | 17  | 404   | 23.8 | 46   | 0  |



| Year | Player            | No. | Yards | Avg. | Long | TD |
|------|-------------------|-----|-------|------|------|----|
| 1976 | Bryant, Cullen    | 16  | 459   | 28.7 | 90   | 1  |
| 1977 | Tyler, Wendell    | 24  | 523   | 21.8 | 27   | 0  |
| 1978 | Latin, Jerry      | 22  | 467   | 21.2 | 41   | 0  |
| 1979 | Hill, Drew        | 40  | 803   | 20.1 | 39   | 0  |
| 1980 | Hill, Drew        | 43  | 880   | 20.5 | 98t  | 1  |
| 1981 | Hill, Drew        | 60  | 1,170 | 19.5 | 50   | 0  |
| 1982 | Redden, Barry     | 22  | 502   | 22.8 | 85   | 0  |
| 1983 | Redden, Barry     | 18  | 358   | 18.8 | 43   | 0  |
| 1984 | Redden, Barry     | 23  | 530   | 23.0 | 40   | 0  |
| 1985 | Brown, Ron        | 28  | 918   | 32.8 | 98t  | 3  |
| 1986 | Brown, Ron        | 36  | 794   | 22.1 | 55   | 0  |
| 1987 | Brown, Ron        | 27  | 581   | 21.5 | 95t  | 1  |
| 1988 | Brown, Ron        | 19  | 401   | 21.1 | 73   | 0  |
| 1989 | Brown, Ron        | 47  | 968   | 20.6 | 74   | 0  |
| 1990 | Green, Gaston     | 25  | 560   | 22.4 | 99t  | 1  |
| 1991 | Turner, Vernon    | 24  | 457   | 19.0 | 36   | 0  |
| 1992 | Turner, Vernon    | 29  | 569   | 19.6 | 35   | 0  |
| 1993 | Boykin, Deral     | 13  | 216   | 16.6 | 35   | 0  |
| 1994 | Lang, David       | 27  | 626   | 23.2 | 57   | 0  |
| 1995 | Thomas, J.T.      | 32  | 752   | 23.5 | 46   | 0  |
| 1996 | Thomas, J.T.      | 30  | 643   | 21.4 | 43   | 0  |
| 1997 | Thompson, David   | 49  | 1,110 | 22.7 | 56   | 0  |
| 1998 | Horne, Tony       | 56  | 1,306 | 23.3 | 102t | 1  |
| 1999 | Horne, Tony       | 30  | 892   | 29.7 | 101t | 2  |
| 2000 | Horne, Tony       | 57  | 1,379 | 24.2 | 103t | 1  |
| 2001 | Canidate, Trung   | 36  | 748   | 20.8 | 40   | 0  |
| 2002 | Wilkins, Terrence | 47  | 1,074 | 22.9 | 42   | 0  |
| 2003 | Harris, Arlen     | 51  | 1,175 | 23.0 | 42   | 0  |
| 2004 | Harris, Arlen     | 47  | 951   | 20.2 | 29   | 0  |
| 2005 | Johnson, Chris    | 38  | 857   | 22.6 | 99t  | 1  |
| 2006 | Ponder, Willie    | 26  | 605   | 23.3 | 40   | 0  |
| 2007 | Hall, Dante       | 29  | 729   | 25.1 | 84   | 0  |
| 2008 | Hall, Dante       | 37  | 763   | 20.6 | 41   | 0  |
| 2009 | Amendola, Danny   | 66  | 1,618 | 24.5 | 58   | 0  |
| 2010 | Amendola, Danny   | 50  | 1,142 | 22.8 | 84   | 0  |
| 2011 | Porter, Quinn     | 25  | 554   | 22.2 | 32   | 0  |
| 2012 | Givens, Chris     | 23  | 539   | 23.4 | 48   | 0  |
| 2013 | Austin, Tavon     | 18  | 398   | 22.1 | 32   | 0  |
| 2014 | Cunningham, Benny | 35  | 963   | 27.5 | 75   | 0  |
| 2015 | Cunningham, Benny | 25  | 714   | 28.6 | 102  | 0  |
| 2016 | Cunningham, Benny | 22  | 599   | 27.2 | 61   | 0  |
| 2017 | Cooper, Pharoah   | 34  | 932   | 27.4 | 103t | 1  |

## PUNT RETURNS

| Year | Player                    | No. | FC | Yards | Avg. | Long | TD |
|------|---------------------------|-----|----|-------|------|------|----|
| 1941 | Hall, Parker              | 13  |    | 125   | 9.6  | 25   | 0  |
| 1942 | Hall, Parker              | 12  |    | 148   | 12.3 | 32   | 0  |
| 1943 | Suspended Play/W.W. II    |     |    |       |      |      |    |
| 1944 | Kabealo, Mike             | 7   |    | 64    | 9.1  | 16   | 0  |
| 1945 | Gehrke, Fred              | 8   |    | 120   | 15.0 | 49   | 0  |
| 1946 | Gehrke, Fred              | 8   |    | 59    | 7.3  | 20   | 0  |
| 1947 | Harmon, Tom               | 27  |    | 392   | 14.5 | 88t  | 1  |
| 1948 | Horvath, Les              | 13  |    | 203   | 15.6 | 27   | 0  |
| 1949 | Smith, Verda (Vitamin T.) | 27  |    | 427   | 15.8 | 85t  | 1  |
| 1950 | Smith, Verda (Vitamin T.) | 22  |    | 218   | 9.9  | 30   | 0  |
| 1951 | Smith, Verda (Vitamin T.) | 12  |    | 139   | 11.6 | 37   | 0  |
| 1952 | Lewis, Woodley            | 19  |    | 351   | 18.5 | 83t  | 2  |
| 1953 | Lewis, Woodley            | 35  |    | 267   | 7.6  | 78   | 1  |
| 1954 | Lewis, Woodley            | 22  |    | 82    | 3.7  | 16   | 0  |
| 1955 | Waller, Ron               | 14  |    | 60    | 4.3  | 21   | 0  |
| 1956 | Sherman, Will             | 12  |    | 100   | 8.3  | 76   | 1  |
| 1957 | Arnett, Jon               | 14  |    | 85    | 6.1  | 22   | 0  |
| 1958 | Arnett, Jon               | 18  |    | 223   | 12.4 | 58   | 0  |
| 1959 | Arnett, Jon               | 17  |    | 184   | 10.8 | 71t  | 1  |
| 1960 | Bass, Dick                | 11  |    | 62    | 5.6  | 22   | 0  |
| 1961 | Arnett, Jon               | 10  |    | 75    | 7.5  | 17   | 0  |
| 1962 | Atkins, Pervis            | 11  | 5  | 94    | 8.5  | 45   | 0  |
| 1963 | Shannon, Carver           | 15  | 11 | 132   | 8.8  | 29   | 0  |
| 1964 | Shannon, Carver           | 15  | 6  | 81    | 5.4  | 22   | 0  |
| 1965 | Stiger, Jim               | 13  | 2  | 106   | 8.2  | 22   | 0  |
| 1966 | Stiger, Jim               | 33  | 7  | 259   | 7.8  | 49   | 0  |
| 1967 | Cross, Irv                | 17  | 6  | 136   | 8.0  | 39   | 0  |
| 1968 | Meador, Ed                | 17  | 15 | 136   | 8.0  | 40   | 0  |
| 1969 | Haymond, Alvin            | 33  | 8  | 435   | 13.2 | 52   | 0  |



| Year | Player            | No. | FC | Yards | Avg. | Long | TD |
|------|-------------------|-----|----|-------|------|------|----|
| 1970 | Haymond, Alvin    | 53  | 15 | 376   | 7.1  | 30   | 0  |
| 1971 | Haymond, Alvin    | 24  | 11 | 123   | 5.1  | 28   | 0  |
| 1972 | Bertelsen, Jim    | 16  | 3  | 232   | 14.5 | 60   | 0  |
| 1973 | Bertelsen, Jim    | 26  | 10 | 259   | 10.0 | 34   | 0  |
| 1974 | Bertelsen, Jim    | 11  | 4  | 132   | 12.0 | 19   | 0  |
| 1975 | Bertelsen, Jim    | 11  | 1  | 143   | 13.0 | 38   | 0  |
| 1976 | Bryant, Cullen    | 29  | 2  | 321   | 11.1 | 25   | 0  |
| 1977 | Bryant, Cullen    | 20  | 1  | 141   | 7.1  | 26   | 0  |
| 1978 | Wallace, Jackie   | 52  | 5  | 618   | 11.9 | 58   | 0  |
| 1979 | Brown, Eddie      | 56  | 19 | 332   | 5.9  | 30   | 0  |
| 1980 | Irvin, LeRoy      | 42  | 7  | 296   | 7.0  | 26   | 0  |
| 1981 | Irvin, LeRoy      | 46  | 6  | 615   | 13.4 | 84t  | 3  |
| 1982 | Irvin, LeRoy      | 22  | 1  | 243   | 11.0 | 63t  | 1  |
| 1983 | Ellard, Henry     | 16  | 4  | 217   | 13.6 | 72t  | 1  |
| 1984 | Ellard, Henry     | 30  | 3  | 403   | 13.4 | 83t  | 2  |
| 1985 | Ellard, Henry     | 37  | 9  | 501   | 13.5 | 80t  | 1  |
| 1986 | Ellard, Henry     | 14  | 11 | 127   | 9.1  | 20   | 0  |
| 1987 | Ellard, Henry     | 15  | 6  | 107   | 7.1  | 29   | 0  |
| 1988 | Hicks, Clifford   | 25  | 0  | 144   | 5.8  | 13   | 0  |
| 1989 | Henley, Darryl    | 29  | 19 | 273   | 9.4  | 25   | 0  |
| 1990 | Henley, Darryl    | 19  | 4  | 195   | 10.3 | 26   | 0  |
| 1991 | Turner, Vernon    | 23  | 4  | 201   | 8.7  | 29   | 0  |
| 1992 | Turner, Vernon    | 28  | 6  | 207   | 7.4  | 23   | 0  |
| 1992 | Turner, Vernon    | 28  | 6  | 207   | 7.4  | 23   | 0  |
| 1993 | Buchanan, Richard | 8   | 1  | 41    | 5.1  | 12   | 0  |
| 1994 | Bailey, Johnny    | 19  | 4  | 153   | 8.1  | 24   | 0  |
| 1995 | Kinchen, Todd     | 53  | 7  | 416   | 7.8  | 27   | 0  |
| 1996 | Kennison, Eddie   | 29  | 16 | 643   | 14.6 | 78t  | 2  |
| 1997 | Kennison, Eddie   | 34  | 20 | 247   | 7.3  | 43   | 0  |
| 1998 | Kennison, Eddie   | 40  | 25 | 415   | 10.4 | 71t  | 1  |
| 1999 | Hakim, Az-Zahir   | 44  | 22 | 461   | 10.5 | 84t  | 1  |
| 2000 | Hakim, Az-Zahir   | 32  | 17 | 489   | 15.3 | 86t  | 1  |
| 2001 | Hakim, Az-Zahir   | 36  | 12 | 330   | 9.2  | 32   | 0  |
| 2002 | Wilkins, Terrence | 25  | 13 | 242   | 9.7  | 55   | 0  |
| 2003 | Groce, DeJuan     | 19  | 3  | 135   | 7.1  | 19   | 0  |
| 2004 | McDonald, Shaun   | 30  | 18 | 143   | 4.8  | 39   | 0  |
| 2005 | Looker, Dane      | 8   | 2  | 69    | 8.6  | 17   | 0  |
| 2006 | McDonald, Shaun   | 23  | 14 | 172   | 7.5  | 33   | 0  |
| 2007 | Hall, Dante       | 19  | 6  | 286   | 15.1 | 85t  | 1  |
| 2008 | Stanley, Derek    | 11  | 4  | 101   | 9.2  | 33   | 0  |
| 2009 | Amendola, Danny   | 31  | 11 | 360   | 11.6 | 56   | 0  |
| 2010 | Amendola, Danny   | 40  | 18 | 452   | 11.3 | 42   | 0  |
| 2011 | Pettis, Austin    | 15  | 10 | 139   | 9.3  | 39   | 0  |
| 2012 | Amendola, Danny   | 17  | 10 | 122   | 7.2  | 22   | 0  |
| 2013 | Austin, Tavon     | 33  | 11 | 280   | 8.5  | 98t  | 1  |
| 2014 | Austin, Tavon     | 35  | 23 | 391   | 11.2 | 78t  | 1  |
| 2015 | Austin, Tavon     | 34  | 15 | 268   | 7.9  | 75t  | 1  |
| 2016 | Austin, Tavon     | 44  | 16 | 364   | 8.3  | 47   | 0  |
| 2017 | Cooper, Pharaoh   | 32  | 8  | 399   | 12.5 | 53   | 0  |

## INTERCEPTIONS

| Year | Player                   | No. | Yards | Avg. | Long | TD |
|------|--------------------------|-----|-------|------|------|----|
| 1941 | Drake, Johnny (Zero)     | 2   | 66    | 33.0 | 54   | 0  |
| 1942 | Jacobs, Jack             | 4   | 22    | 5.5  | 22   | 0  |
| 1943 | Suspended Play/W.W. II   |     |       |      |      |    |
| 1944 | Colella, Tom             | 4   | 53    | 13.3 | 19   | 0  |
| 1945 | Waterfield, Bob          | 6   | 92    | 15.3 | 29   | 0  |
| 1946 | Waterfield, Bob          | 5   | 72    | 14.4 | 28   | 0  |
| 1947 | Harmon, Tom              | 8   | 136   | 17.0 | 36   | 1  |
| 1948 | Naumetz, Fred            | 4   | 75    | 18.8 | 68   | 0  |
| 1949 | Sims, George             | 9   | 78    | 8.7  | 27   | 1  |
| 1950 | Lewis, Woodley           | 12  | 275   | 22.9 | 36   | 0  |
| 1951 | Hecker, Norb             | 3   | 74    | 24.7 | 36   | 0  |
| 1952 | Lane, Dick (Night Train) | 14  | 298   | 21.3 | 80t  | 2  |
| 1953 | Hecker, Norb             | 7   | 91    | 13.0 | 24   | 0  |
| 1954 | Sherman, Will            | 6   | 70    | 11.7 | 28   | 0  |
| 1955 | Sherman, Will            | 11  | 101   | 9.2  | 36   | 0  |
| 1956 | Sherman, Will            | 4   | 122   | 30.5 | 95t  | 1  |
| 1957 | Richter, Les             | 4   | 60    | 15.0 | 25   | 0  |
| 1958 | Burroughs, Don           | 7   | 72    | 10.3 | 46   | 0  |
| 1959 | Meador, Ed               | 3   | 3     | 1.0  | 3    | 0  |
| 1960 | Britt, Charley           | 5   | 117   | 23.4 | 73t  | 1  |
| 1961 | Crow, Lindon             | 6   | 117   | 19.5 | 31   | 0  |
| 1962 | Crow, Lindon             | 5   | 100   | 20.0 | 65t  | 1  |
| 1963 | Meador, Ed               | 6   | 38    | 6.3  | 20   | 0  |
| 1964 | Richardson, Jerry        | 5   | 146   | 29.2 | 41   | 0  |
| 1965 | Martin, Aaron            | 2   | 60    | 30.0 | 37t  | 1  |
| 1966 | Williams, Clarence       | 8   | 97    | 12.1 | 32t  | 1  |





| Year | Player               | No. | Yards | Avg. | Long | TD |
|------|----------------------|-----|-------|------|------|----|
| 1967 | Meador, Ed           | 8   | 103   | 12.9 | 30t  | 2  |
| 1968 | Williams, Clarence   | 7   | 51    | 7.3  | 36   | 0  |
| 1969 | Meador, Ed           | 5   | 97    | 19.4 | 38t  | 2  |
| 1970 | Williams, Clarence   | 5   | 108   | 21.6 | 65t  | 1  |
| 1971 | Howard, Gene         | 6   | 99    | 16.5 | 35   | 0  |
| 1972 | Nettles, Jim         | 6   | 168   | 28.0 | 43   | 0  |
| 1973 | Stukes, Charlie      | 5   | 104   | 20.8 | 42   | 0  |
| 1974 | Elmendorf, Dave      | 7   | 186   | 26.6 | 57t  | 2  |
| 1975 | Simpson, Bill        | 6   | 90    | 15.0 | 29   | 0  |
| 1976 | Jackson, Monte       | 10  | 173   | 17.3 | 46   | 3  |
| 1977 | Simpson, Bill        | 6   | 157   | 26.2 | 42   | 0  |
| 1978 | Perry, Rod           | 8   | 117   | 14.6 | 44t  | 3  |
| 1979 | Cromwell, Nolan      | 5   | 109   | 21.8 | 34   | 0  |
| 1980 | Cromwell, Nolan      | 8   | 140   | 17.5 | 34   | 1  |
| 1981 | Cromwell, Nolan      | 5   | 94    | 18.8 | 94t  | 1  |
| 1982 | Perry, Rod           | 3   | 57    | 19.0 | 33   | 0  |
| 1983 | Collins, Kirk        | 5   | 113   | 22.6 | 58   | 0  |
| 1984 | Irvin, LeRoy         | 5   | 166   | 33.2 | 81t  | 2  |
| 1985 | Green, Gary          | 6   | 84    | 14.0 | 41t  | 1  |
| 1986 | Gray, Jerry          | 8   | 101   | 12.6 | 28   | 0  |
| 1987 | Irvin, LeRoy         | 2   | 47    | 23.5 | 47t  | 1  |
| 1988 | Johnson, Johnnie     | 4   | 18    | 4.5  | 11   | 0  |
| 1989 | Gray, Jerry          | 6   | 48    | 8.0  | 27t  | 1  |
| 1990 | Humphery, Bobby      | 4   | 52    | 13.0 | 44t  | 1  |
| 1991 | Gray, Jerry          | 3   | 83    | 27.7 | 59t  | 1  |
| 1992 | Henley, Darryl       | 4   | 41    | 10.3 | 25   | 0  |
| 1993 | Bailey, Robert       | 2   | 41    | 20.5 | 41   | 0  |
| 1994 | Pope, Marquez        | 3   | 66    | 22.0 | 51   | 0  |
| 1995 | Wright, Toby         | 6   | 79    | 13.2 | 27   | 0  |
| 1996 | Lyle, Keith          | 9   | 152   | 16.9 | 68   | 0  |
| 1997 | McNeil, Ryan         | 9   | 127   | 14.1 | 75t  | 1  |
| 1998 | Lyght, Todd          | 3   | 30    | 10.0 | 17   | 0  |
|      | Lyle, Keith          | 3   | 20    | 6.7  | 20   | 0  |
| 1999 | Lyght, Todd          | 6   | 112   | 18.7 | 57t  | 1  |
| 2000 | McCleon, Dexter      | 8   | 28    | 3.5  | 23   | 0  |
| 2001 | Bly, Dre'            | 6   | 150   | 25.0 | 93t  | 2  |
| 2002 | Herring, Kim         | 3   | 38    | 12.7 | 36   | 0  |
| 2003 | Fisher, Travis       | 4   | 205   | 51.3 | 74t  | 2  |
|      | Williams, Aeneas     | 4   | 82    | 20.5 | 46t  | 1  |
|      | Butler, Jerametrious | 4   | 72    | 18.0 | 45   | 0  |
|      | Polley, Tommy (LB)   | 4   | 32    | 8.0  | 22   | 0  |
| 2004 | Butler, Jerametrious | 5   | 15    | 3.0  | 10   | 0  |
| 2005 | Furrey, Mike         | 4   | 143   | 35.8 | 67t  | 1  |
| 2006 | Bartell, Ron         | 3   | 63    | 21.0 | 38t  | 1  |
|      | Hill, Tye            | 3   | 20    | 6.7  | 14   | 0  |
|      | Brown, Fakhir        | 3   | 17    | 5.7  | 20   | 0  |
|      | Atogwe, Oshiomogho   | 3   | 8     | 2.7  | 7    | 0  |
| 2007 | Atogwe, Oshiomogho   | 8   | 125   | 15.6 | 52t  | 1  |
| 2008 | Atogwe, Oshiomogho   | 5   | 91    | 18.2 | 43   | 0  |
| 2009 | Butler, James        | 3   | 17    | 5.6  | 17   | 0  |
| 2010 | Feltcher, Bradley    | 4   | 41    | 10.3 | 28   | 0  |
| 2011 | Gordy, Josh          | 3   | 37    | 12.3 | 30   | 0  |
| 2012 | Jenkins, Janoris     | 4   | 150   | 37.5 | 41t  | 3  |
| 2013 | Johnson, Trumaine    | 3   | 36    | 12.0 | 29   | 0  |
| 2014 | Johnson, Trumaine    | 3   | 69    | 23.0 | 43t  | 1  |
| 2015 | Johnson, Trumaine    | 7   | 136   | 19.4 | 58t  | 1  |
| 2016 | Alexander, Maurice   | 2   | 19    | 9.5  | 19   | 0  |
|      | Barron, Mark         | 2   | 8     | 4.0  | 7    | 0  |
|      | McDonald, T.J.       | 2   | 0     | 0.0  | 0    | 0  |
|      | Ogletree, Alec       | 2   | 15    | 7.5  | 8    | 0  |
| 2017 | Joyner, Lamarcus     | 3   | 104   | 34.7 | 46   | 1  |
|      | Barron, Mark         | 3   | 29    | 9.7  | 15   | 0  |

## TACKLES (Unofficial)

| Year | Player                | Solo | Assists | Total |
|------|-----------------------|------|---------|-------|
| 1962 | McKeever, Marlin (LB) | 58   | 31      | 89    |
| 1963 | Pardee, Jack (LB)     | 46   | 25      | 71    |
| 1964 | Jones, David (DE)     | 75   | 22      | 97    |
| 1965 | Jones, David (DE)     | 68   | 27      | 95    |
| 1966 | Jones, David (DE)     | 98   | 14      | 112   |
| 1967 | Jones, David (DE)     | 100  | 39      | 139   |
| 1968 | Jones, David (DE)     | 87   | 23      | 110   |
| 1969 | Jones, David (DE)     | 59   | 55      | 114   |
| 1970 | Pottios, Myton (LB)   | 62   | 26      | 88    |
| 1971 | McKeever, Marlin (LB) | 76   | 32      | 108   |
| 1972 | Robinson, Isiah (LB)  | 59   | 23      | 82    |
| 1973 | Reynolds, Jack (LB)   | 58   | 28      | 86    |
| 1974 | Reynolds, Jack (LB)   | 72   | 29      | 101   |
| 1975 | Reynolds, Jack (LB)   | 74   | 38      | 112   |
| 1976 | Reynolds, Jack (LB)   | 89   | 31      | 120   |
| 1977 | Elmendorf, Dave (S)   | 59   | 35      | 94    |
| 1978 | Youngblood, Jim (LB)  | 80   | 43      | 120   |
| 1979 | Reynolds, Jack (LB)   | 83   | 61      | 144   |



| Year        | Player                     | Solo       | Assists   | Total      |
|-------------|----------------------------|------------|-----------|------------|
| 1980        | Reynolds, Jack (LB)        | 81         | 38        | 119        |
| 1981        | Ekern, Carl (LB)           | 85         | 46        | 131        |
| 1982        | Andrews, George (LB)       | 47         | 20        | 67         |
| 1983        | Ekern, Carl (LB)           | 94         | 36        | 130        |
| 1984        | Collins, Jim (LB)          | 142        | 43        | 185        |
| 1985        | Collins, Jim (LB)          | 103        | 37        | 140        |
| 1986        | Newsome, Vince (S)         | 91         | 22        | 113        |
| 1987        | Collins, Jim (LB)          | 78         | 12        | 90         |
| 1988        | Ekern, Carl (LB)           | 64         | 29        | 93         |
| 1989        | Newsome, Vince (S)         | 64         | 25        | 89         |
| 1990        | Newsome, Vince (S)         | 74         | 18        | 92         |
| 1991        | Kelm, Larry (LB)           | 88         | 17        | 105        |
| 1992        | Greene, Kevin (LB)         | 75         | 12        | 87         |
| 1993        | Phifer, Roman (LB)         | 96         | 21        | 117        |
| 1994        | Conlan, Shane (LB)         | 82         | 24        | 106        |
| 1995        | Phifer, Roman (LB)         | 106        | 43        | 149        |
| 1996        | Phifer, Roman (LB)         | 123        | 47        | 170        |
| 1997        | Jones, Robert (LB)         | 72         | 43        | 115        |
| 1998        | Jenkins, Billy (S)         | 90         | 31        | 121        |
| 1999        | Fletcher, London (LB)      | 80         | 58        | 138        |
| 2000        | Fletcher, London (LB)      | 117        | 76        | 193        |
| 2001        | Fletcher, London (LB)      | 113        | 76        | 189        |
| 2002        | Archuleta, Adam (S)        | 101        | 48        | 149        |
| 2003        | Tinoisamoa, Pisa (LB)      | 70         | 51        | 121        |
| 2004        | Tinoisamoa, Pisa (LB)      | 100        | 45        | 145        |
| 2005        | Tinoisamoa, Pisa (LB)      | 91         | 43        | 134        |
| 2006        | Witherspoon, Will (LB)     | 104        | 32        | 136        |
| 2007        | Witherspoon, Will (LB)     | 103        | 29        | 132        |
| 2008        | Tinoisamoa, Pisa (LB)      | 88         | 47        | 135        |
| 2009        | Laurinaitis, James (LB)    | 98         | 48        | 146        |
| 2010        | Laurinaitis, James (LB)    | 98         | 16        | 114        |
| 2011        | Laurinaitis, James (LB)    | 101        | 41        | 142        |
| 2012        | Laurinaitis, James (LB)    | 132        | 42        | 174        |
| <b>2013</b> | <b>Ogletree, Alec (LB)</b> | <b>124</b> | <b>31</b> | <b>155</b> |
| <b>2014</b> | <b>Ogletree, Alec (LB)</b> | <b>110</b> | <b>59</b> | <b>169</b> |
| <b>2015</b> | <b>Barron, Mark (LB/S)</b> | <b>107</b> | <b>28</b> | <b>135</b> |
| <b>2016</b> | <b>Ogletree, Alec (LB)</b> | <b>132</b> | <b>39</b> | <b>171</b> |
| <b>2017</b> | <b>Ogletree, Alec (LB)</b> | <b>77</b>  | <b>51</b> | <b>128</b> |

## SACKS (Not an official sack until 1982)

| Year | Player               | No.  |
|------|----------------------|------|
| 1950 | Jack Zilly (DE)      | 7.0  |
| 1951 | Larry Brink (DE)     | 3.0  |
| 1952 | Andy Robustelli (DE) | 7.5  |
| 1953 | Andy Robustelli (DE) | 8.0  |
| 1954 | Andy Robustelli (DE) | 4.0  |
| 1955 | Andy Robustelli (DE) | 6.0  |
| 1956 | Paul Miller (DE)     | 6.0  |
| 1957 | Dick Daugherty (LB)  | 8.0  |
| 1958 | Lou Michaels (DE)    | 6.0  |
| 1959 | George Struger (DT)  | 5.0  |
| 1960 | Gene Brito (DE)      | 7.0  |
| 1961 | Lamar Lundy (DE)     | 11.0 |
| 1962 | Deacon Jones (DE)    | 12.0 |
| 1963 | Lamar Lundy (DE)     | 9.0  |
| 1964 | Deacon Jones (DE)    | 22.0 |
| 1965 | Deacon Jones (DE)    | 19.0 |
| 1966 | Deacon Jones (DE)    | 18.0 |
| 1967 | Deacon Jones (DE)    | 21.0 |
| 1968 | Deacon Jones (DE)    | 22.0 |
| 1969 | Deacon Jones (DE)    | 15.0 |
| 1970 | Deacon Jones (DE)    | 12.0 |
| 1971 | Coy Bacon (DE)       | 11.0 |
| 1972 | Coy Bacon (DE)       | 11.5 |
| 1973 | Jack Youngblood (DE) | 16.5 |
| 1974 | Jack Youngblood (DE) | 15.0 |
| 1975 | Jack Youngblood (DE) | 15.0 |
| 1976 | Jack Youngblood (DE) | 14.5 |
|      | Larry Brooks (DT)    | 14.5 |
| 1977 | Jack Youngblood (DE) | 8.5  |
| 1978 | Larry Brooks (DE)    | 8.0  |
| 1979 | Jack Youngblood (DE) | 18.0 |
| 1980 | Jack Youngblood (DE) | 11.5 |



| <b>Year</b> | <b>Player</b>                  | <b>No.</b>  |
|-------------|--------------------------------|-------------|
| 1981        | Jack Youngblood (DE)           | 12.5        |
| 1982        | Mike Fanning (DT)              | 5.0         |
| 1983        | Jack Youngblood (DE)           | 10.5        |
| 1984        | Jack Youngblood (DE) .....     | 9.5         |
| 1985        | Mike Wilcher (LB).....         | 12.5        |
| 1986        | Gary Jeter (DE) .....          | 8.0         |
| 1987        | Gary Jeter (DE) .....          | 7.0         |
| 1988        | Kevin Greene (LB).....         | 16.5        |
| 1989        | Kevin Greene (LB).....         | 16.5        |
| 1990        | Kevin Greene (LB).....         | 13.0        |
| 1991        | Kevin Greene (LB).....         | 3.0         |
|             | Gerald Robinson (DE).....      | 3.0         |
| 1992        | Kevin Greene (LB).....         | 10.0        |
| 1993        | Sean Gilbert (DT).....         | 10.5        |
| 1994        | Robert Young (DE).....         | 6.5         |
| 1995        | D'Marco Farr (DT).....         | 11.0        |
| 1996        | Kevin Carter (DE).....         | 9.5         |
| 1997        | Leslie O'Neal (DE).....        | 10.0        |
| 1998        | Kevin Carter (DE).....         | 12.0        |
| 1999        | Kevin Carter (DE).....         | 17.0        |
| 2000        | Grant Wistrom (DE).....        | 11.0        |
| 2001        | Leonard Little (DE) .....      | 14.5        |
| 2002        | Leonard Little (DE) .....      | 12.0        |
| 2003        | Leonard Little (DE) .....      | 12.5        |
| 2004        | Bryce Fisher (DE).....         | 8.5         |
| 2005        | Leonard Little (DE) .....      | 9.5         |
| 2006        | Leonard Little (DE).....       | 13.0        |
| 2007        | Will Witherspoon (LB).....     | 7.0         |
| 2008        | James Hall (DE) .....          | 6.5         |
| 2009        | Leonard Little (DE).....       | 6.5         |
| 2010        | James Hall (DE) .....          | 10.5        |
| 2011        | Chris Long (DE).....           | 13.0        |
| 2012        | Chris Long (DE).....           | 11.5        |
| <b>2013</b> | <b>Robert Quinn (DE) .....</b> | <b>19.0</b> |
| <b>2013</b> | <b>Robert Quinn (DE) .....</b> | <b>10.5</b> |
| <b>2015</b> | <b>Aaron Donald (DT).....</b>  | <b>11.0</b> |
| <b>2016</b> | <b>Aaron Donald (DT).....</b>  | <b>8.0</b>  |
| <b>2017</b> | <b>Aaron Donald (DT).....</b>  | <b>11.0</b> |



# INDIVIDUAL RECORDS



## SERVICE

### Most Seasons

|    |   |
|----|---|
| 20 | Jackie Slater, 1976-95  |
| 15 | Charlie Cowan, 1961-75<br>Joe Scibelli, 1961-75<br>Merlin Olsen, 1962-76  |
| 14 | Jack Youngblood, 1971-84<br>Doug Smith, 1978-91<br>Isaac Bruce, 1994-2007 |

### Most Games Played

|     |                        |
|-----|------------------------|
| 259 | Jackie Slater, 1976-95 |
| 208 | Merlin Olsen, 1962-76  |
| 206 | Charlie Cowan, 1961-75 |

### Most Consecutive Games Played

|     |                          |
|-----|--------------------------|
| 201 | Jack Youngblood, 1971-84 |
| 198 | Merlin Olsen, 1962-76    |
| 184 | Tom Mack, 1966-1978      |

## SCORING

### Most Seasons Leading Team

|   |  |
|---|--|
| 9 | Jeff Wilkins, 1997-99, 2002-07                   |
| 7 | Bob Waterfield, 1946-52                          |
| 6 | Bruce Gossett, 1964-69<br>Mike Lansford, 1982-90 |

### Greg Zuerlein, 2012-Present

### Most Consecutive Seasons Leading Team

|   |   |
|---|---|
| 6 | Bruce Gossett, 1964-69<br>Mike Lansford, 1984-89<br>Bob Waterfield, 1945-50<br>Jeff Wilkins, 2002-07<br>Greg Zuerlein, 2012-present |
| 5 | David Ray, 1970-74  |
| 4 | Danny Villaneuva, 1960-63<br>Tony Zendejas, 1991-94   |

## POINTS

### Career

|            |  |
|------------|--|
| 1,223      | Jeff Wilkins, 1997-2007 (428 pat, 265 fg)            |
| 789        | Mike Lansford, 1982-90 (315 pat, 158 fg)             |
| <b>637</b> | <b>Greg Zuerlein, 2012-present (183 pat, 148 fg)</b> |

### Season

|            |   |
|------------|---|
| 163        | Jeff Wilkins, 2003 (39 fg, 46 pat)              |
| 160        | Marshall Faulk, 2000 (26 td, 2 two-point conv.) |
| <b>158</b> | <b>Greg Zuerlein, 2017 (36 fg, 35 pat)</b>      |

### Season, Rookie

|           |  |
|-----------|--|
| 120       | Eric Dickerson, 1983 (20 td)               |
| 118       | Frank Corral, 1978 (31 pat, 29 fg)         |
| <b>95</b> | <b>Greg Zuerlein, 2012 (26 pat, 23 fg)</b> |

### Game

|           |   |
|-----------|---|
| 24        | Bob Shaw, vs. Washington, 12/11/49 (4 td)<br>Elroy Hirsch, vs. New York Yanks, 9/28/51 (4 td)<br>Harold Jackson, vs. Dallas, 10/14/73 (4 td)<br>Az-Zahir Hakim, @ Cincinnati, 10/3/99 (4 td)<br>Isaac Bruce, vs. San Francisco, 10/10/99 (4 td)<br>Marshall Faulk, @ San Francisco, 10/29/00 (4 td)<br>Marshall Faulk, vs. Minnesota, 12/10/00 (4 td)<br>Marshall Faulk, @ Tampa Bay, 12/18/00 (4 td)<br>Marshall Faulk, vs. Indianapolis, 12/30/01 (4 td)<br>Marshall Faulk, vs. Seattle, 10/20/02 (4 td)<br>Steven Jackson, @ Minnesota, 12/31/06 (4 td)<br><b>Todd Gurley II, @ Seattle, 12/17/17 (4 td)</b> |
| <b>23</b> | <b>Greg Zuerlein, @ Dallas, 10/1/17 (7 fg, 2 pat)</b>   |
| 21        | Jeff Wilkins, vs. San Diego, 10/1/00 (5 fg, 6 pat)  |
| <b>18</b> | <b>Many times, last by Todd Gurley, at San Francisco 9/21/17 (3 td)</b>   |

### Game, Opponent

|    |  |
|----|--|
| 26 | Gordy Soltau, @ San Francisco, 10/28/51 (3 td, 1 fg, 5 pat)  |
| 24 | Many times, last by Ron Moore, @ Phoenix, 12/4/93 (4 td)     |
| 21 | Two times, last by Rich Karlis, @ Minnesota, 11/15/89 (7 fg) |

## TOUCHDOWNS

### Career

|    |  |
|----|--|
| 85 | Marshall Faulk, 1999-2006 (58 r, 27 p) |
| 84 | Isaac Bruce, 1994-2007 (84 p)          |
| 74 | Torry Holt, 1999-2008 (74 p)           |

### Season

|    |                                  |
|----|----------------------------------|
| 26 | Marshall Faulk, 2000 (18 r, 8 p) |
| 21 | Marshall Faulk, 2001 (12 r, 9 p) |
| 20 | Eric Dickerson, 1983 (18 r, 2 p) |

### Game

|   |  |
|---|--|
| 4 | Bob Shaw, vs. Washington, 12/11/49 (4 p)<br>Elroy Hirsch, vs. New York Yanks, 9/28/51 (4 p)<br>Harold Jackson, vs. Dallas, 10/14/73 (4 p)<br>Az-Zahir Hakim, @ Cincinnati, 10/3/99 (3p, 1 pr)<br>Isaac Bruce, vs. San Francisco, 10/10/99 (4 p)<br>Marshall Faulk, @ San Francisco, 10/29/00 (2 r, 2 p)<br>Marshall Faulk, vs. Minnesota, 12/10/00 (4 r)<br>Marshall Faulk, @ Tampa Bay, 12/18/00 (3 r, 1 p)<br>Marshall Faulk, vs. Indianapolis, 12/30/01 (3 r, 1 p)<br>Marshall Faulk, vs. Seattle, 10/20/02 (3 r, 1 p)<br>Steven Jackson, @ Minnesota, 12/31/06 (3 r, 1 p)<br><b>Todd Gurley II, @ Seattle, 12/17/17 (3 r, 1 p)</b> |
| 3 | <b>Many times, last by Todd Gurley, at San Francisco 9/21/17 (2 rec. 1 rush)</b>   |
| 2 | <b>Many times, last by Todd Gurley, at Tennessee 12/24/17 (2 rec)</b>  |

### Game, Opponent

|   |   |
|---|---|
| 4 | Lenny Moore, @ Baltimore, 10/16/60 (4 r)<br>Ron Moore, @ Phoenix, 12/4/93 (4 r) |
| 3 | Many times, last by Torrey Smith, Baltimore, 9/25/11                            |
| 2 | Many times, last by Michael Thomas, New Orleans, 11/27/16                       |

### Most Consecutive Games Scoring Touchdown

|    |  |
|----|--|
| 11 | Elroy Hirsch, 1950-51                      |
| 10 | Eric Dickerson, 1983<br>Greg Bell, 1988-89 |
| 9  | Marshall Faulk, 2001-02                    |

## POINTS AFTER TOUCHDOWN

### Most Attempted, Career

|     |                         |
|-----|-------------------------|
| 429 | Jeff Wilkins, 1997-2007 |
| 336 | Bob Waterfield, 1945-52 |
| 325 | Mike Lansford, 1982-90  |

### Most Attempted, Season

|    |                      |
|----|----------------------|
| 64 | Jeff Wilkins, 1999   |
| 58 | Bob Waterfield, 1950 |
| 52 | Frank Corral, 1980   |

### Most Attempted, Game

|   |   |
|---|---|
| 9 | Bob Waterfield vs. Baltimore, 10/22/50  |
| 8 | Paige Cothren, vs. San Francisco, 11/9/58<br>Tom Dempsey, vs. Atlanta, 12/4/76<br>Chip Lohmiller, vs. Atlanta, 11/10/96 |
| 7 | Many times, last by Greg Zuerlein, vs. Oak., 11/30/14   |

\*NFL Record

† Ties NFL Record



### Most Made, Career

|     |   |
|-----|---|
| 428 | Jeff Wilkins, 1997-2007                           |
| 315 | Bob Waterfield, 1945-52<br>Mike Lansford, 1982-90 |
| 211 | Bruce Gossett, 1964-69                            |

### Most Made, Season

|    |                      |
|----|----------------------|
| 64 | Jeff Wilkins, 1999   |
| 58 | Jeff Wilkins, 2001   |
| 54 | Bob Waterfield, 1950 |

### Most Made, Game

|    |   |
|----|---|
| †9 | Bob Waterfield, vs. Baltimore, 10/22/50   |
| 8  | Paige Cothren, vs. San Francisco, 11/9/58   |
| 7  | Bob Waterfield, @ New York Giants, 11/14/48<br>Bruce Gossett, vs. New York Giants, 11/13/66<br>Jeff Wilkins, vs. Carolina 11/11/01<br><b>Greg Zuerlein, vs. Oakland, 11/30/14</b> |

### Most Made, Game, Opponent

|   |  |
|---|--|
| 8 | Tom Feamster, @ Baltimore, 11/25/56<br>Cliff Patton, @ Philadelphia, 10/7/50 |
| 7 | Bob Jencks, vs. Chicago, 10/13/63  |
| 6 | Many times, last by S. Gostkowski, vs. NE, 10/28/12                          |

### Most Consecutive Made

|     |                         |
|-----|-------------------------|
| 371 | Jeff Wilkins, 1999-2007 |
| 165 | Bruce Gossett, 1965-69  |
| 102 | David Ray, 1970-72      |

### Highest Percentage Made, Career (83 attempts)

|      |                                     |
|------|-------------------------------------|
| 99.8 | Jeff Wilkins, 1997-2007 (403-404)   |
| 98.7 | Josh Brown, 2008-11 (79-80)         |
| 98.2 | Danny Villanueva, 1960-63 (111-113) |

### Most Made, No Misses, Season

|    |                     |
|----|---------------------|
| 64 | Jeff Wilkins, 1999  |
| 58 | Jeff Wilkins, 2001  |
| 51 | Mike Lansford, 1989 |

## TWO-POINT CONVERSIONS

### Most Two Point Conversions, Career

|   |  |
|---|--|
| 7 | Marshall Faulk, 1999-2006  |
| 3 | Isaac Bruce, 1994-2007   |
| 2 | Jerome Bettis, 1993-95<br>Tony Banks, 1996-98<br>Ricky Proehl, 1998-2002 |

### Most Two Point Conversions, Season

|   |  |
|---|--|
| 2 | Jerome Bettis, 1994<br>Marshall Faulk, 2000<br>Marshall Faulk, 2004    |
| 1 | Many times, last by Sam Bradford, Benny Cunningham & Isaiah Pead, 2013 |

### Most Two Point Conversions, Game

|   |   |
|---|---|
| 2 | Marshall Faulk, vs. Atlanta, 10/15/00 (2 runs)              |
| 1 | Many times, last by Jared Cook, vs. San Francisco, 11/01/15 |

### Most Two Point Conversions, Opponent, Season

|   |                                |
|---|--------------------------------|
| 2 | Terance Mathis, Atlanta, 1994  |
| 2 | Reggie Bush, New Orleans, 2007 |

### Most Two Point Conversions, Opponent, Game

|   |  |
|---|--|
| 2 | Reggie Bush, @ New Orleans, 11/11/07 (2 runs)                |
| 1 | Many times, last by Marshawn Lynch, vs. Sea., 9/13/15 (rush) |

## FIELD GOALS

### Most Attempted, Career

|     |                         |
|-----|-------------------------|
| 328 | Jeff Wilkins, 1997-2007 |
| 217 | Mike Lansford, 1982-90  |
| 207 | Bruce Gossett, 1964-69  |

### Most Attempted, Season

|    |                     |
|----|---------------------|
| 49 | Bruce Gossett, 1966 |
| 47 | David Ray, 1973     |
| 45 | David Ray, 1970     |

### Most Attempted, Game

|   |  |
|---|--|
| 7 | Bob Waterfield, vs. Detroit, 12/9/51<br>Jeff Wilkins, vs. Denver, 9/10/06<br><b>Greg Zuerlein, @ Dallas, 10/1/17</b> |
| 6 | Five times, last by David Ray, @ New Orleans, 11/26/72   |
| 5 | Many times, last by Greg Zuerlein, vs. Denver, 11/17/14  |

### Most Attempted, Opponent, Game

|   |   |
|---|---|
| 7 | Rich Karlis, @ Minnesota, 11/5/89                         |
| 6 | Five times, last by John Carney, vs. New Orleans, 9/26/04 |
| 5 | Many times, last by Blair Walsh, vs MIN, 12/16/12         |

### Most Made, Career

|     |                                    |
|-----|------------------------------------|
| 265 | Jeff Wilkins, 1997-2007            |
| 158 | Mike Lansford, 1982-90             |
| 150 | <b>Greg Zuerlein, 2012-Present</b> |

### Most Made, Season

|    |                            |
|----|----------------------------|
| 39 | Jeff Wilkins, 2003         |
| 38 | <b>Greg Zuerlein, 2017</b> |
| 33 | Josh Brown, 2010           |

### Most Made, Season, Rookie

|    |   |
|----|---|
| 29 | Frank Corral, 1978                          |
| 23 | <b>Greg Zuerlein, 2012</b>                  |
| 18 | Bruce Gossett, 1964<br>Rafael Septien, 1977 |

### Most Made, Game

|   |   |
|---|---|
| 7 | <b>Greg Zuerlein, @ Dallas, 10/1/17</b>                 |
| 6 | Jeff Wilkins, vs. Denver, 9/10/06                       |
| 5 | Four times, last by Greg Zuerlein, vs. Denver, 11/16/14 |

### Most Made, Opponent, Game

|   |  |
|---|--|
| 7 | Rich Karlis, @ Minnesota 11/5/89                 |
| 5 | Many times, last by C. Catanzaro, @ ARI, 10/4/15 |
| 4 | Many times, last by Phil Dawson, @ SF, 1/3/16    |

### Most Consecutive Field Goals Made

|    |                                 |
|----|---------------------------------|
| 30 | Jeff Wilkins, 1999-2001         |
| 19 | Jeff Wilkins, 2003              |
| 18 | <b>Greg Zuerlein, 2016-2017</b> |

### Most Consecutive Games, Made Field Goal

|    |                        |
|----|------------------------|
| 27 | Jeff Wilkins, 2002-04  |
| 20 | David Ray, 1970-71     |
| 19 | Bruce Gossett, 1967-68 |

### Longest Field Goal

|    |   |
|----|---|
| 61 | <b>Greg Zuerlein, at Minnesota 11/8/15</b>      |
| 60 | <b>Greg Zuerlein, vs. Seattle, 9/30/12</b>      |
| 58 | <b>Greg Zuerlein, vs. Seattle, 9/30/12</b>      |
| 57 | Jeff Wilkins, vs. Arizona, 9/27/98              |
| 56 | Three times, most recently, at Arizona, 12/3/17 |

### Longest Field Goal, Opponent

|    |  |
|----|--|
| 56 | Joe Nedney, vs. San Francisco, 12/24/05  |
| 55 | Adam Vinatieri, vs. New England, 12/13/98<br>Jay Feely, @ New York Jets, 11/9/08 |
| 54 | Four times, last by Robbie Gould, at Chicago, 9/24/12                            |

### Most Made, 50 or More Yards, Career

|    |                                    |
|----|------------------------------------|
| 26 | Jeff Wilkins, 1997-2007            |
| 24 | <b>Greg Zuerlein, 2012-Present</b> |
| 15 | Josh Brown, 2008-2011              |
| 8  | Tony Zendejas, 1991-94             |



### Most Made, 50 or More Yards, Season

|   |  |
|---|--|
| 7 | Greg Zuerlein, 2012  |
| 6 | Greg Zuerlein, 2017<br>Tony Zendejas, 1993<br>Josh Brown, 2008<br>Josh Brown, 2009 |
| 4 | Jeff Wilkins, 2003, 2004, 2005<br>Greg Zuerlein, 2014                              |

### Most Made, 50 or More Yards, Game

|   |   |
|---|---|
| 2 | Seven times, last by Greg Zuerlein, @ MIN, 11/8/15  |
| 1 | Many times, last by Greg Zuerlein, vs. IND, 9/10/17 |

### Most Made, 50 or More Yards, Game, Opponent

|   |  |
|---|--|
| 3 | Blair Walsh, vs. Minnesota, 12/16/12   |
| 2 | Tom Dempsey, vs. New Orleans, 12/6/70<br>Mick Luckhurst, vs. Atlanta, 10/7/84<br>John Carney, vs. New Orleans, 9/26/04<br>Nick Folk, vs. New York Jets, 11/19/12 |

### Highest Field Goal Percentage, Career (50 attempts)

|       |                                       |
|-------|---------------------------------------|
| 82.87 | Greg Zuerlein, 2012-present (150-181) |
| 81.88 | Josh Brown, 2008-11 (104-127)         |
| 80.79 | Jeff Wilkins, 1997-2007 (265-328)     |
| 79.52 | Tony Zendejas, 1991-94 (66-83)        |

### Highest Field Goal Percentage, Season

|       |   |
|-------|---|
| 100.0 | Tony Zendejas, 1991 (17-17)<br>Jeff Wilkins, 2000 (17-17) |
| 92.86 | Jeff Wilkins, 2003 (39-42)                                |
| 92.59 | Greg Zuerlein, 2013 (25-27)                               |

## SAFETIES

### Most, Career

|   |  |
|---|--|
| 3 | Kevin Greene, 1985-92  |
| 2 | Fred Dryer, 1972-81<br>Jack Youngblood, 1971-84<br>Kevin Carter, 1995-2000 |

### Most, Season

|    |                  |
|----|------------------|
| †2 | Fred Dryer, 1973 |
|----|------------------|

### Most, Game

|    |  |
|----|--|
| *2 | Fred Dryer, vs. Green Bay, 10/21/73                      |
| 1  | Many players, last by Morgan Fox, vs. IND 9/10/17        |
| 1  | Russell Wilson penalty in end zone, at Seattle, 12/17/17 |

### Most, Game, Opponent

|   |   |
|---|---|
| 1 | Many times, last by John Abraham, at Arizona, 12/8/13 |
|---|---|

## RUSHING

### Most Seasons Leading Team

|   |   |
|---|---|
| 8 | Steven Jackson, 2005-12                       |
| 6 | Marshall Faulk, 1999-2006                     |
| 5 | Lawrence McCutcheon, 1973-77                  |
| 4 | Dick Bass, 1962-66<br>Eric Dickerson, 1983-86 |

### Most Consecutive Seasons Leading Team

|   |                              |
|---|------------------------------|
| 8 | Steven Jackson, 2005-12      |
| 6 | Marshall Faulk, 1999-2006    |
| 5 | Lawrence McCutcheon, 1973-77 |
| 4 | Eric Dickerson, 1983-86      |

## ATTEMPTS

### Career

|       |                           |
|-------|---------------------------|
| 2,395 | Steven Jackson, 2004-12   |
| 1,525 | Eric Dickerson, 1983-87   |
| 1,447 | Marshall Faulk, 1999-2006 |

### Season

|     |                      |
|-----|----------------------|
| 404 | Eric Dickerson, 1986 |
| 390 | Eric Dickerson, 1983 |
| 379 | Eric Dickerson, 1984 |

### Season, Rookie

|      |                      |
|------|----------------------|
| †390 | Eric Dickerson, 1983 |
| 294  | Jerome Bettis, 1993  |
| 250  | Zac Stacy, 2013      |

### Game

|    |  |
|----|--|
| 39 | Jerome Bettis, vs. Chicago, 1/2/94     |
| 38 | Eric Dickerson, @ St. Louis, 9/7/86    |
| 36 | Charles White, @ Philadelphia, 9/15/85 |

### Game, Opponent

|    |  |
|----|--|
| 41 | Rodney Hampton, @ New York Giants, 9/19/93<br>Gerald Riggs, @ Atlanta, 11/17/85      |
| 35 | Lynn Cain, Atlanta, 10/7/84<br>Gerald Riggs, Atlanta, 10/12/86                       |
| 33 | Shaun Alexander, @ Seattle, 11/13/05<br>Maurice Jones-Drew, @ Jacksonville, 10/18/09 |

## YARDS GAINED

### Career

|        |                           |
|--------|---------------------------|
| 10,135 | Steven Jackson, 2004-12   |
| 7,245  | Eric Dickerson, 1983-87   |
| 6,959  | Marshall Faulk, 1999-2006 |

### Season

|        |                      |
|--------|----------------------|
| *2,105 | Eric Dickerson, 1984 |
| 1,821  | Eric Dickerson, 1986 |
| 1,808  | Eric Dickerson, 1983 |

### Season, Rookie

|       |                      |
|-------|----------------------|
| 1,808 | Eric Dickerson, 1983 |
| 1,429 | Jerome Bettis, 1993  |
| 1,106 | Todd Gurley, 2015    |
| 973   | Zac Stacy, 2013      |

### Game

|     |  |
|-----|--|
| 247 | Willie Ellison, vs. New Orleans, 12/5/71 |
| 223 | Tom Wilson, vs. Green Bay, 12/16/56      |
| 221 | Greg Bell, vs. Green Bay, 9/24/89        |

### Game, Rookie

|     |  |
|-----|--|
| 223 | Tom Wilson, vs. Green Bay, 12/16/56    |
| 212 | Jerome Bettis, @ New Orleans, 12/12/93 |
| 199 | Eric Dickerson, vs. Detroit, 10/2/83   |
| 159 | Todd Gurley, @ Green Bay, 10/11/15     |

### Game, Opponent

|     |  |
|-----|--|
| 253 | DeMarco Murray, @ Dallas, 10/23/11       |
| 237 | Jim Brown, @ Cleveland, 11/24/57         |
| 228 | Beanie Wells, vs. Arizona, 11/27/11      |
| 212 | Adrian Peterson, vs. Minnesota, 12/16/12 |

### Longest Run

|     |  |
|-----|--|
| 92t | Kenny Washington, @ Chicago Cardinals, 11/2/47 |
| 89t | Tre Mason, vs. Oakland, 11/20/14               |
| 85t | Eric Dickerson, @ New York Jets, 9/25/83       |
| 84t | Tom Harmon, @ Chicago Bears, 10/13/46          |

### Longest Run, Opponents

|     |   |
|-----|---|
| 91t | DeMarco Murray, @ Dallas, 10/23/11        |
| 82t | Adrian Peterson, vs. Minnesota, 12/16/12  |
| 80  | Jamaal Charles, vs. Kansas City, 12/19/10 |
| 76t | Najeh Davenport, vs. Green Bay, 10/19/03  |

### Most Seasons, 1,000 or More Yards

|   |   |
|---|---|
| 8 | Steven Jackson, 2005-12   |
| 4 | Lawrence McCutcheon, 1973-74, 1976-77<br>Eric Dickerson, 1983-86  |
| 3 | Marshall Faulk, 1999-01   |
| 2 | Dick Bass, 1962, 1966<br>Wendell Tyler, 1979, 1981<br>Greg Bell, 1988-89<br>Jerome Bettis, 1993-94<br>Todd Gurley, 2015, 2017 |

### Most Consecutive Seasons, 1,000 or More Yards

|   |                         |
|---|-------------------------|
| 8 | Steven Jackson, 2005-12 |
| 4 | Eric Dickerson, 1983-86 |



- 3 Marshall Faulk, 1999-01  
**Most Games, 100 or More Yards, Career**  
 38 Eric Dickerson, 1983-87  
 33 Steven Jackson, 2004-12  
 27 Marshall Faulk, 1999-2006

- Most Games, 100 or More Yards, Season**  
 11 Eric Dickerson, 1984  
 9 Eric Dickerson, 1983  
 7 Jerome Bettis, 1993  
 Marshall Faulk, 1999  
 Steven Jackson, 2009

- Most Consecutive Games, 100 or More Yards**  
 6 Eric Dickerson, 1984  
 5 Eric Dickerson, 1986  
 4 Eric Dickerson, 1983, 1984  
 Jerome Bettis, 1994  
 Marshall Faulk, 1999  
 Marshall Faulk, 2003  
 Steven Jackson, 2009

### AVERAGE GAIN

- Career (500 att.)**  
 5.182 Dan Towler, 1950-55 (674-3,493)  
 4.833 Paul (Tank) Younger, 1949-57 (682-3,296)  
 4.809 Marshall Faulk, 1999-2006 (1,447-6,959)

- Season (Qualifiers)**  
 7.40 Kenny Washington, 1947 (60-444)  
 7.26 Skeet Quinlan, 1953 (97-705)  
 6.77 Dan Towler, 1951 (126-854)

- Game (10 att.)**  
 14.6 Dan Towler, @ Baltimore, 11/22/53 (14-205)  
 13.2 Kenny Washington, @ Chicago Cardinals, 11/2/47 (11-145)  
 13.1 Dan Towler, @ Green Bay, 10/21/51 (11-144)

- Game (10 att.), Opponent**  
 13.8 George Taliaferro, vs. New York Yanks, 11/18/51 (12-166)  
 13.3 Frank Reagan, vs. New York Giants, 12/1/46 (10-133)  
 12.6 Delvin Williams, vs. Miami, 11/9/80 (12-151)

### RUSHING TOUCHDOWNS

- Career**  
 58 Marshall Faulk, 1999-2006  
 56 Eric Dickerson, 1983-87  
 56 Steven Jackson, 2004-12

- Season**  
 18 Eric Dickerson, 1983  
 Marshall Faulk, 2000

- 16 Greg Bell, 1988  
 15 Greg Bell, 1989

- Season, Rookie**  
 †18 Eric Dickerson, 1983  
**10 Todd Gurley, 2015**  
 7 Jerome Bettis, 1993  
 7 Zac Stacy, 2013  
 6 Dan Towler, 1952

- Game**  
 4 Marshall Faulk, vs. Minnesota, 12/10/00  
 3 Many times, last by Steven Jackson, vs. Dallas, 11/19/08

- Game, Opponent**  
 4 Jim Brown, @ Cleveland, 11/24/57  
 Ron Moore, @ Phoenix, 12/4/93  
 3 Many times, last by Maurice Jones-Drew, @ Jacksonville, 10/18/09  
 2 Many times, last by Beanie Wells, @ARI, 11/25/12

### PASSING

#### Most Seasons Leading Team

- 9 Roman Gabriel, 1963-72  
 8 Jim Everett, 1986-92  
 Marc Bulger, 2002-09  
 6 Norm Van Brocklin, 1950, 1952-1955, 1957

#### Most Consecutive Seasons Leading Team

- 9 Roman Gabriel, 1963-72  
 8 Jim Everett, 1986-92  
 Marc Bulger, 2002-09  
 4 Norm Van Brocklin, 1952-1955

### RATING

#### Highest, Career (1,500 att.)

- 97.2 Kurt Warner, 1998-2003  
 84.4 Marc Bulger, 2001-09  
 79.3 Sam Bradford, 2010-13

#### Highest, Season (Qualifiers)

- 109.2 Kurt Warner, 1999  
 101.8 Trent Green, 2000  
 101.4 Kurt Warner, 2001

#### Season, Rookie (Qualifiers)

- 81.8 Dieter Brock, 1985  
 76.5 Sam Bradford, 2010  
 72.4 Bob Waterfield, 1945

### ATTEMPTS

#### Career

- 3,313 Roman Gabriel, 1962-72  
 3,277 Jim Everett, 1986-93  
 3,171 Marc Bulger, 2001-09

#### Season

- 590 Sam Bradford, 2010  
 588 Marc Bulger, 2006  
 554 Jim Everett, 1990

#### Season, Rookie

- 590 Sam Bradford, 2010  
 368 Tony Banks, 1996  
 365 Dieter Brock, 1985

#### Game

- 62 Marc Bulger, @ New York Giants, 10/2/05  
 56 Marc Bulger, @ San Francisco, 9/11/05  
 55 Mark Rypien, vs. Buffalo, 12/10/95  
 Marc Bulger, vs. Chicago, 12/11/06  
 Sam Bradford, vs. Minnesota, 12/16/12  
 Sam Bradford, vs. Arizona, 9/12/10  
 Sam Bradford, at Atlanta, 9/15/13

#### Game, Opponent

- 58 Kent Graham, @ Arizona, 9/29/96  
 56 Drew Brees, vs. New Orleans, 12/15/2013  
 54 Peyton Manning, vs. Denver, 11/16/14  
 52 Tony Eason, vs. New England, 11/16/86  
 Neil Lomax, @ St. Louis, 11/4/84  
 Mark Brunell vs. Jacksonville, 10/20/96  
 Ryan Lindley, @ Arizona, 11/25/12

### COMPLETIONS

#### Career

- 1,969 Marc Bulger, 2001-09  
 1,847 Jim Everett, 1986-93  
 1,705 Roman Gabriel, 1962-72

#### Season

- 375 Kurt Warner, 2001  
 370 Marc Bulger, 2006  
 354 Sam Bradford, 2010



## TOUCHDOWNS CONTINUED

|             |  |
|-------------|--|
| <b>Game</b> |  |
| 5           | Bob Waterfield, vs. New York Bulldogs, 11/27/49<br>Norm Van Brocklin, vs. Detroit, 10/29/50<br>Norm Van Brocklin, @ New York Yanks, 9/28/51<br>Bob Waterfield, vs. Green Bay, 12/16/51<br>Roman Gabriel, vs. Cleveland, 12/12/65<br>Vince Ferragamo, vs. New Orleans, 11/2/80<br>Vince Ferragamo, vs. San Francisco, 10/23/83<br>Jim Everett, @ New York Giants, 9/25/88<br>Kurt Warner, vs. San Francisco, 10/10/99 |
| 4           | <b>Many times, last by Jared Goff, at Tennessee Titans, 12/24/17</b>   |
| 3           | <b>Many times, last by Jared Goff, vs. Houston Texans, 11/12/17</b>  |

### Game, Opponent

|   |  |
|---|--|
| 5 | Dan Marino, vs. Miami, 12/14/86  |
| 4 | Jeff George, @ Oakland, 9/28/97<br>Eli Manning, @ New York Giants, 10/2/05<br>Tom Brady, vs. New England, 10/28/12<br>Drew Brees, vs. New Orleans, 11/20/16<br>Carson Wentz vs. Philadelphia, 12/10/17 |
| 3 | Many times, last by E. Manning, vs. NYG, 12/21/14  |

### Most Games, Four or More Touchdowns Passes, Career

|   |  |
|---|--|
| 6 | Norm Van Brocklin, 1949-57<br>Jim Everett, 1986-93 |
| 5 | Vince Ferragamo, 1977-80, 1982-84                  |
| 4 | Roman Gabriel, 1962-72                             |

### Most Games, Four or More Touchdowns Passes, Season

|   |  |
|---|--|
| 4 | Vince Ferragamo, 1980  |
| 3 | Kurt Warner, 2001  |
| 2 | Norm Van Brocklin, 1957<br>Jim Everett, 1988<br>Jim Everett, 1990<br>Kurt Warner, 2000 |

**Jared Goff, 2017**

## HAD INTERCEPTED

### Career

|     |                            |
|-----|----------------------------|
| 128 | Bob Waterfield, 1945-52    |
| 127 | Norm Van Brocklin, 1949-57 |
| 123 | Jim Everett, 1986-93       |

### Season

|    |   |
|----|---|
| 24 | Bob Waterfield, 1949                                      |
| 23 | Vince Ferragamo, 1983                                     |
| 22 | Bill Wade, 1958<br>Kurt Warner, 2001<br>Marc Bulger, 2003 |

### Game

|   |   |
|---|---|
| 7 | Parker Hall, vs. Green Bay, 11/18/42<br>Bob Waterfield, @ Green Bay, 10/17/58   |
| 6 | Norm Van Brocklin, vs. Baltimore, 12/4/54<br>Bill Wade, vs. Detroit, 10/26/56<br>Norm Van Brocklin, vs. Detroit, 10/13/57<br>Chris Chandler, @ Carolina, 12/12/04 |
| 5 | Norm Van Brocklin, @ San Francisco, 10/28/51<br>Ryan Fitzpatrick, @ Minnesota, 12/11/05<br>Gus Frerotte, @ Baltimore, 10/14/07                                    |

### Most Consecutive Passes Attempted, None Intercepted

|     |                        |
|-----|------------------------|
| 249 | Marc Bulger, 2005-06   |
| 206 | Roman Gabriel, 1968-69 |
| 169 | *Sam Bradford, 2010    |

## LOWEST PERCENTAGE PASSES INTERCEPTED

### Career (500 att.)

|      |                                   |
|------|-----------------------------------|
| 2.05 | Jared Goff, 2016-Present (682-14) |
|------|-----------------------------------|

|      |                                    |
|------|------------------------------------|
| 2.15 | Sam Bradford, 2010- (1,760-38)     |
| 2.93 | Marc Bulger, 2001-09 (3,171-93)    |
| 3.38 | Roman Gabriel, 1962-72 (3,313-112) |

### Season (Qualifiers)

|      |                             |
|------|-----------------------------|
| 1.40 | Marc Bulger, 2006 (588-8)   |
| 1.75 | Roman Gabriel, 1969 (399-7) |
| 2.08 | Trent Green, 2000 (240-5)   |

### Season, Rookie (Qualifiers)

|      |                             |
|------|-----------------------------|
| 2.54 | Sam Bradford, 2010 (590-15) |
| 3.56 | Dieter Brock, 1985 (365-13) |
| 4.07 | Tony Banks, 1996 (368-15)   |

## TIMES SACKED

### Career

|     |                        |
|-----|------------------------|
| 279 | Roman Gabriel, 1962-72 |
| 254 | Marc Bulger, 2001-09   |
| 186 | Jim Everett, 1986-93   |

### Season

|    |   |
|----|---|
| 51 | Dieter Brock, 1985                      |
| 49 | Marc Bulger, 2006                       |
| 48 | Roman Gabriel, 1966<br>Tony Banks, 1996 |

### Game

|    |  |
|----|--|
| 10 | Bill Munson, @ San Francisco, 12/6/64<br>James Harris, vs. San Francisco, 10/11/76 |
| 8  | Roman Gabriel, @ Green Bay, 9/25/66<br>Tony Banks, vs. San Francisco, 10/25/98     |
| 7  | <b>Many times, Last by Jared Goff vs. Arizona, 1/1/17</b>                          |

### Game, Opponent

|    |   |
|----|---|
| 10 | Bob Barry, vs. Atlanta 9/28/65  |
| 9  | Mike Ray, vs. Tampa Bay, 11/5/78<br>Dave Wilson, vs. New Orleans, 11/3/85<br>Steve Beuerlein, @ Los Angeles Raiders, 9/18/88<br>Rob Johnson, @ Buffalo, 9/20/98<br>Kevin Kolb, vs. Arizona, 10/4/12 |
| 8  | Joe Montana, @ San Francisco, 12/18/88<br>Daunte Culpepper, vs. Minnesota, 11/30/03   |
| 8  | Colin Kaepernick, @ San Francisco, 11/3/15  |

## PASS RECEIVING

### RECEPTIONS

#### Most Seasons Leading Team

|   |                       |
|---|-----------------------|
| 9 | Henry Ellard, 1984-93 |
| 7 | Torry Holt, 1999-2008 |
| 5 | Tom Fears, 1948-55    |

#### Most Consecutive Seasons Leading Team

|   |                       |
|---|-----------------------|
| 8 | Henry Ellard, 1984-91 |
| 7 | Torry Holt, 2002-08   |
| 4 | Jim Phillips, 1960-63 |

### Career

|     |                         |
|-----|-------------------------|
| 942 | Isaac Bruce, 1994-2007  |
| 869 | Torry Holt, 1999-2008   |
| 593 | Henry Ellard, 1983-1993 |

### Season

|     |                   |
|-----|-------------------|
| 119 | Isaac Bruce, 1995 |
| 117 | Torry Holt, 2003  |
| 102 | Torry Holt, 2005  |

### Season, Rookie

|    |                          |
|----|--------------------------|
| 62 | <b>Cooper Kupp, 2017</b> |
| 54 | Eddie Kennison, 1996     |
| 53 | Donnie Avery, 2008       |

### Season, Running Back

|    |                      |
|----|----------------------|
| 90 | Steven Jackson, 2006 |
| 87 | Marshall Faulk, 1999 |
| 83 | Marshall Faulk, 2001 |





|  |  |
|--|--|
| <b>Game</b>                                    |  |
| 18   | Tom Fears, vs. Green Bay, 12/3/50            |
| 15   | Willie Anderson, @ New Orleans, 11/26/89     |
|  | Isaac Bruce, vs. Miami, 12/24/95             |
|  | Danny Amendola, vs. Washington, 9/16/12      |
| 14   | Dick Hoerner, vs. New York Yanks, 11/19/50   |
| <b>Game, Opponent</b>                          |  |
| 16   | Jerry Rice, @ San Francisco, 11/20/94        |
|  | Keenan McCardell, vs. Jacksonville, 10/20/96 |
| 13   | Larry Centers, @ Arizona, 9/29/96            |
| 12   | Andre Rison, @ Atlanta, 9/11/94              |
| <b>Most Consecutive Games, Pass Reception</b>  |  |
| 153  | Torry Holt, 1999-2008                        |
| 81   | Henry Ellard, 1986-92                        |
|  | Marshall Faulk, 1999-2004                    |
| 70   | Jim Phillips, 1958-63                        |
| <b>Most Seasons 50 or More Pass Receptions</b> |  |
| 11   | Isaac Bruce, 1995-97, 1999-2004, 2006-07     |
| 10   | Torry Holt, 1999-2008                        |
| 7  | Henry Ellard, 1985, 1987-1991, 1993          |

## YARDS

|  |  |
|--|--|
| <b>Most Seasons Leading Team</b>             |  |
| 9  | Henry Ellard, 1984-91, 1993                                  |
|  | Torry Holt, 2000-08  |
| 5  | Tom Fears, 1948-55   |
| <b>Most Consecutive Seasons Leading Team</b> |  |
| 9  | Torry Holt, 2000-08  |
| 8  | Henry Ellard, 1984-91  |
| 4  | Jim Phillips, 1960-63  |
| <b>Career</b>                                |  |
| 14,109                                       | Isaac Bruce, 1994-2007                                       |
| 12,660                                       | Torry Holt, 1999-2008  |
| 9,761  | Henry Ellard, 1983-93  |
| <b>Season</b>                                |  |
| 1,781  | Isaac Bruce, 1995  |
| 1,696  | Torry Holt, 2003   |
| 1,635  | Torry Holt, 2000   |
| <b>Season, Rookie</b>                        |  |
| 924  | Eddie Kennison, 1996   |
| <b>869</b>                                   | <b>Cooper Kupp, 2017</b>                                     |
| 788  | Torry Holt, 1999   |
| <b>Season, Running Back</b>                  |  |
| 1,049  | Marshall Faulk, 1999   |
| 830  | Marshall Faulk, 2000   |
| 825  | Amp Lee, 1997  |
| <b>Game</b>                                  |  |
| *336   | Willie Anderson, @ New Orleans, 11/26/89                     |
| 303  | Jim Benton, @ Detroit, 11/22/45                              |
| 238  | Harold Jackson, vs. Dallas, 10/14/73                         |
| <b>Game, Rookie</b>                          |  |
| 226  | Eddie Kennison, @ Atlanta, 12/15/96                          |
| 208  | Jim Phillips, @ Green Bay, 11/16/58                          |
| 163  | Donnie Avery, @ New England, 10/26/08                        |
| <b>Game, Opponent</b>                        |  |
| 286  | John Taylor, vs. San Francisco, 12/11/89                     |
| 257  | Billy Wilson, vs. San Francisco, 10/3/54                     |
| 241  | Jerry Rice, @ San Francisco, 12/9/85                         |
| <b>Longest Pass Reception</b>                |  |
| 96t  | Ollie Matson (from Frank Ryan), vs. Pittsburgh, 10/1/61      |
| 95t  | Bucky Pope (from Bill Munson), vs. Green Bay, 12/13/64       |
| <b>94t</b>                                   | <b>Robert Woods (from Jared Goff), vs. Houston, 11/12/17</b> |

|  |  |
|--|--|
| <b>Most Seasons, 1,000 or More Yards Pass Receiving</b>          |  |
| 8  | Isaac Bruce, 1995-96, 1999-2002, 2004 2006 |
| 8  | Torry Holt, 2000-07                        |
| 4  | Henry Ellard, 1988-91                      |
| <b>Most Games, 100 or More Yards Pass Receiving, Career</b>      |  |
| 46   | Torry Holt, 1999-2008                      |
| 43   | Isaac Bruce, 1994-2007                     |
| 26   | Henry Ellard, 1983-93                      |
| <b>Most Games, 100 or More Yards Pass Receiving, Season</b>      |  |
| 10   | Torry Holt, 2003                           |
| 9  | Isaac Bruce, 1995                          |
| 8  | Elroy Hirsch, 1951                         |
|  | Torry Holt, 2000                           |
| <b>Most Consecutive Games, 100 or More Yards, Pass Receiving</b> |  |
| 6  | Isaac Bruce, 1995                          |
| 5  | Elroy Hirsch, 1951                         |
|  | Bob Boyd, 1954                             |
| 3  | Isaac Bruce, 2004                          |
| <b>Most Consecutive Games, 150 or More Yards, Pass Receiving</b> |  |
| 3  | Isaac Bruce, 1995                          |
| 2  | Tom Fears, 1950-51                         |
|  | Torry Holt, 2000                           |
|  | Torry Holt, 2003                           |
|  | Torry Holt, 2004                           |

## AVERAGE GAIN

|                                      |  |
|--------------------------------------|--|
| <b>Career (150 receptions)</b>       |  |
| 20.5                                 | Bob Boyd, 1950-57 (176-3,611)                    |
| 20.3                                 | Willie Anderson, 1988-94 (259-5,246)             |
| 18.3                                 | Elroy Hirsch, 1949-57 (343-6,289)                |
| <b>Game (3 receptions)</b>           |  |
| *63.0                                | Torry Holt, @ Atlanta, 9/24/00 (3-189)           |
| 50.3                                 | Jack Snow, @ Baltimore, 10/15/67 (3-151)         |
| 49.7                                 | Bob Boyd, @ Green Bay, 10/17/54 (3-149)          |
| <b>Game (3 receptions), Opponent</b> |  |
| 55.3                                 | Koren Robinson, vs. Seattle, 10/20/02 (3-166)    |
| 49.3                                 | Charley Taylor, vs. Washington, 10/22/67 (3-148) |
| 44.0                                 | Charles Wilson, vs. Tampa Bay, 12/11/94 (4-176)  |

## TOUCHDOWNS

|                       |  |
|-----------------------|--|
| <b>Career</b>         |  |
| 84                    | Isaac Bruce, 1994-2007   |
| 74                    | Torry Holt, 1999-2008  |
| 53                    | Elroy Hirsch, 1949-57  |
| <b>Season</b>         |  |
| 17                    | Elroy Hirsch, 1951   |
| 13                    | Harold Jackson, 1973   |
|                       | Isaac Bruce, 1995  |
| 12                    | Isaac Bruce, 1999  |
|                       | Torry Holt, 2003   |
| <b>Season, Rookie</b> |  |
| 10                    | Bucky Pope, 1964   |
| 8                     | Eddie Kennison, 1996   |
| 6                     | Leon Clarke, 1956  |
|                       | Torry Holt, 1999   |
| <b>Game</b>           |  |
| 4                     | Bob Shaw, vs. Washington, 12/11/49                                       |
|                       | Elroy Hirsch, @ New York Yanks, 9/28/51                                  |
|                       | Harold Jackson, vs. Dallas, 10/14/73                                     |
|                       | Isaac Bruce, vs. San Francisco, 10/10/99                                 |
| 3                     | Many times, Last by Torrey Holt, vs. Seattle, 10/15/06                   |
| <b>2</b>              | <b>Many times, Last by Todd Gurley II, at Tennessee Titans, 12/24/17</b> |
| <b>Game, Opponent</b> |  |
| 4                     | Mike Ditka, vs. Chicago, 10/13/63  |
| 3                     | Many times, last by Torrey Smith, vs. Baltimore, 9/25/11                 |
| 2                     | Many times, last by Odell Beckham, vs. NYG, 12/21/14                     |



## Most Consecutive Games, Touchdown

|    |                        |
|----|------------------------|
| 11 | Elroy Hirsch, 1950-51  |
| 6  | Henry Ellard, 1988-89  |
| 5  | Jim Benton, 1938-39    |
|    | Jack Snow, 1967-68     |
|    | Harold Jackson, 1973   |
|    | Torry Holt, 2003, 2006 |

## PUNTING

### Career

|            |                                    |
|------------|------------------------------------|
| <b>499</b> | <b>Johnny Hekker, 2012-present</b> |
| 449        | Donnie Jones, 2007-11              |
| 432        | Dale Hatcher, 1985-89, 1991        |

### Season

|           |                            |
|-----------|----------------------------|
| 105       | Donnie Jones, 2011         |
| <b>98</b> | <b>Johnny Hekekr, 2016</b> |
| 97        | Dale Hatcher, 1986         |
| <b>96</b> | <b>Johnny Hekker, 2015</b> |

### Season, Rookie

|           |                            |
|-----------|----------------------------|
| 93        | Ken Clark, 1979            |
| 87        | Dale Hatcher, 1985         |
| <b>82</b> | <b>Johnny Hekker, 2012</b> |
| 77        | Rusty Jackson, 1976        |

### Game

|           |   |
|-----------|---|
| 12        | Parker Hall, vs. Green Bay, 11/26/39                                |
|           | Rusty Jackson, @ San Francisco, 11/21/76                            |
| 11        | Danny Villanueva, vs. Dallas, 9/30/62                               |
|           | Danny Villanueva, @ Pittsburgh, 9/13/64                             |
|           | Donnie Jones, vs. San Francisco, 1/3/2010                           |
| <b>10</b> | <b>Many times, last by Johnny Hekker, at San Francisco, 9/12/16</b> |

### Game, Opponent

|    |  |
|----|--|
| 14 | George Taliaferro, vs. New York Yanks, 9/28/51               |
| 11 | Tom Girard, vs. Green Bay, 12/3/50                           |
|    | Gerry Collins, vs. Cleveland, 12/12/65                       |
|    | Bobby Joe Green, @ Chicago, 12/2/73                          |
|    | Tom Wittum, @ San Francisco, 11/21/76                        |
|    | Hermon Weaver, @ Seattle, 11/4/79                            |
| 10 | Many times, Last by Tommy Barnhardt, @ New Orleans, 11/26/89 |

### Longest Punt

|    |                                       |
|----|---------------------------------------|
| 88 | Bob Waterfield, @ Green Bay, 10/17/48 |
| 86 | Bob Waterfield, @ Green Bay, 10/5/47  |
| 80 | Donnie Jones, @ Seattle, 10/21/07     |
|    | Parker Hall, vs. Philadelphia 12/3/39 |

### Longest Punt, Opponent

|    |                                    |
|----|------------------------------------|
| 76 | Sammy Baugh, @ Washington, 11/5/44 |
| 75 | Sam Baker, vs. Dallas, 9/30/62     |
| 74 | Jack Jacobs, @ Green Bay, 10/5/47  |

## AVERAGE GROSS YARDS

### Career (250 punts)

|             |   |
|-------------|---|
| <b>47.1</b> | <b>Johnny Hekker, 2012-present (499 - 23,480)</b> |
| 46.6        | Donnie Jones, 2007-11 (449 - 20,924)              |
| 44.3        | Danny Villanueva, 1961-64 (296 - 13,009)          |

### Season (Qualifiers)

|             |                                       |
|-------------|---------------------------------------|
| 50.0        | Donnie Jones, 2008 (82-4,100)         |
| <b>47.9</b> | <b>Johnny Hekker, 2015 (96-4,601)</b> |
| <b>47.9</b> | <b>Johnny Hekker, 2017 (65-3,113)</b> |
| <b>47.8</b> | <b>Johnny Hekker, 2016 (98-4,680)</b> |

### Season, Rookie (Qualifiers)

|             |                                       |
|-------------|---------------------------------------|
| <b>45.8</b> | <b>Johnny Hekker, 2012 (82-3,756)</b> |
| 43.6        | John Misko, 1982 (45-1,961)           |
| 43.2        | Dale Hatcher, 1985 (87-3,735)         |

## Game (4 punts)

|             |  |
|-------------|--|
| <b>56.9</b> | <b>Johnny Hekker, vs. Arizona, 10/4/12 (7-398)</b> |
| 56.3        | Donnie Jones, vs. Arizona, 11/22/09 (4-225)        |
| 56.2        | Donnie Jones, vs. Buffalo, 9/28/08 (5-281)         |
| 56.0        | Donnie Jones, vs. Arizona, 10/7/07 (4-224)         |

## Game, Opponent (4 Punts)

|      |  |
|------|--|
| 59.5 | Mike Scifres, vs. Chargers, 10/17/10 (6-357)     |
| 57.3 | Fred Morrison, @ Chicago Bears, 11/16/52 (4-229) |
| 56.8 | Sammy Baugh, @ Washington, 10/26/41 (6-341)      |

## HAD BLOCKED

### Career

|   |   |
|---|---|
| 5 | Bob Waterfield, 1945-52                   |
| 4 | Dale Hatcher, 1985-89, 1991               |
| 2 | Many players, last by John Misko, 1982-84 |

### Season

|   |                      |
|---|----------------------|
| 2 | Bob Waterfield, 1950 |
|   | Jon Kilgore, 1967    |
|   | Rusty Jackson, 1976  |
|   | Glen Walker, 1978    |
|   | Ken Clark, 1979      |

**1 Many times, last by Johnny Hekker, 2014**

## Most Consecutive Punts, None Blocked

|            |                                    |
|------------|------------------------------------|
| 425        | Donnie Jones, 2007-2011            |
| 380        | Sean Landeta, 1993-96, 2003-04     |
| <b>326</b> | <b>Johnny Hekker, 2014-Present</b> |

## PUNT RETURNS

### Most Seasons Leading Team

|   |                             |
|---|-----------------------------|
| 5 | Henry Ellard, 1983-93       |
| 4 | Jon Arnett, 1957-63         |
|   | Jim Bertelsen, 1972-76      |
| 3 | Verda (V.T.) Smith, 1949-53 |
|   | Woodley Lewis, 1950-55      |
|   | Alvin Haymond, 1969-71      |
|   | LeRoy Irvin, 1980-89        |
|   | Eddie Kennison, 1996-98     |
|   | Az-Zahir Hakim, 1998-2001   |

### Most Consecutive Seasons Leading Team

|   |                             |
|---|-----------------------------|
| 5 | Henry Ellard, 1983-87       |
| 4 | Jim Bertelsen, 1972-76      |
| 3 | Verda (V.T.) Smith, 1949-51 |
|   | Woodley Lewis, 1952-54      |
|   | Alvin Haymond, 1969-71      |
|   | LeRoy Irvin, 1980-82        |
|   | Eddie Kennison, 1996-98     |
|   | Az-Zahir Hakim, 1999-2001   |

## RETURNS

### Career

|            |                                   |
|------------|-----------------------------------|
| <b>158</b> | <b>Tavon Austin, 2013-present</b> |
| 146        | LeRoy Irvin, 1980-89              |
| 135        | Henry Ellard, 1983-93             |

### Season

|    |                      |
|----|----------------------|
| 56 | Eddie Brown, 1979    |
| 53 | Alvin Haymond, 1970  |
|    | Todd Kinchen, 1995   |
| 52 | Jackie Wallace, 1978 |

### Season, Rookie

|           |                           |
|-----------|---------------------------|
| 42        | LeRoy Irvin, 1980         |
| <b>30</b> | <b>Tavon Austin, 2013</b> |
| 29        | Darryl Henley, 1989       |
|           | Eddie Kennison, 1996      |
| 27        | Verda (V.T.) Smith, 1949  |



|             |   |
|-------------|---|
| <b>Game</b> |   |
| 7           | <b>Many times, last by Tavon Austin, vs. Atlanta, 12/11/16</b>  |
| 6           | Many times, last by Vernon Turner, vs. New England, 9/13/92     |
| 5           | Many times, last by Danny Amendola, vs. San Francisco, 1/3/2010 |

**Game, Opponent**

|   |   |
|---|---|
| 8 | Kevin Miller vs. Minnesota, 12/2/79<br>DeSean Jackson, @ Philadelphia, 9/7/08 |
| 7 | Many times, last by Leon Washington, vs. Seattle, 11/20/11                    |

**YARDS GAINED**

**Career**

|              |                                   |
|--------------|-----------------------------------|
| 1,527        | Henry Ellard, 1983-93             |
| 1,451        | LeRoy Irvin, 1980-89              |
| <b>1,356</b> | <b>Tavon Austin, 2013-present</b> |

**Season**

|     |                      |
|-----|----------------------|
| 618 | Jackie Wallace, 1978 |
| 615 | LeRoy Irvin, 1981    |
| 501 | Henry Ellard, 1985   |

**Season, Rookie**

|     |                          |
|-----|--------------------------|
| 427 | Verda (V.T.) Smith, 1949 |
| 423 | Eddie Kennison, 1996     |
| 296 | Henry Ellard, 1983       |

**Game**

|            |   |
|------------|---|
| *207       | LeRoy Irvin, @ Atlanta, 11/14/81              |
| <b>145</b> | <b>Tavon Austin, @ Indianapolis, 11/10/13</b> |
| <b>143</b> | <b>Tavon Austin, @ Washington, 12/7/14</b>    |

**Game, Opponent**

|     |  |
|-----|--|
| 128 | Tyrone Hughes, vs. New Orleans, 10/3/93<br>Darrien Gordon, @ San Diego, 11/27/94 |
| 127 | Patrick Peterson, @ Arizona, 11/6/11   |
| 125 | Dana McLemore, @ San Francisco, 11/16/80   |
| 122 | Robert Brooks, @ Green Bay, 10/9/94  |

**Longest Punt Return**

|            |  |
|------------|--|
| *103t      | Robert Bailey, @ New Orleans, 10/23/94       |
| <b>98t</b> | <b>Tavon Austin, @Indianapolis, 11/10/13</b> |
| 90t        | Dick Bass, vs. Green Bay, 12/17/61           |
| 90t        | Stedman Bailey vs. Seattle, 10/19/14         |
| 88t        | Tom Harmon, vs. Detroit, 11/23/47            |
| 88t        | Nick Miller, vs. Arizona, 11/27/11           |

**Longest Punt Return, Opponent**

|     |  |
|-----|--|
| 99t | Patrick Peterson, @ Arizona, 11/6/11   |
| 94t | Darrien Gordon, @ Denver, 9/14/97      |
| 93t | Dana McLemore, @ San Francisco, 1/2/82 |
| 90t | Nate Burleson, @ Seattle, 11/12/06     |

**AVERAGE YARDAGE**

**Career (Min. 75 ret.)**

|      |                                       |
|------|---------------------------------------|
| 11.4 | Az-Zahir Hakim, 1998-2001 (112-1,278) |
| 11.3 | Henry Ellard, 1983-93 (135-1,527)     |
| 11.1 | Danny Amendola, 2009-12 (81-899)      |

**Season (Qualifiers)**

|      |                                   |
|------|-----------------------------------|
| 18.5 | Woodley Lewis, 1952 (19-351)      |
| 15.8 | Verda (V.T.) Smith, 1949 (27-427) |
| 15.6 | Les Horvath, 1948 (13-203)        |

**Season, Rookie (Qualifiers)**

|      |                                   |
|------|-----------------------------------|
| 15.8 | Verda (V.T.) Smith, 1949 (27-427) |
| 14.6 | Eddie Kennison, 1996 (29-423)     |
| 14.5 | Jim Bertelsen, 1972 (16-232)      |

**Game (3 returns)**

|             |  |
|-------------|--|
| 40.0        | Woodley Lewis @ Detroit, 10/18/53 (3-120)            |
| 39.3        | Jon Arnett vs. Chicago, 11/2/58 (3-118)              |
| <b>36.3</b> | <b>Tavon Austin @ Indianapolis, 11/10/13 (4-145)</b> |

**35.8 Tavon Austin, @ Washington, 12/7/14 (4-143)**

34.7 Henry Ellard @ Atlanta, 10/22/84 (3-104)

**Game, Opponent (3 returns)**

|      |   |
|------|---|
| 36.0 | Art Jones, vs. Pittsburgh, 9/7/41 (3-108)<br>George McAfee, @ Chicago Bears, 10/10/48 (3-108) |
| 32.0 | Tyrone Hughes, vs. New Orleans, 13/3/93 (4-128)   |
| 31.8 | Patrick Peterson, @ Arizona, 11/6/11 (4-127)  |

**TOUCHDOWNS**

**Career**

|   |  |
|---|--|
| 4 | LeRoy Irvin, 1980-89<br>Henry Ellard, 1983-91  |
| 3 | Woodley Lewis, 1950-55<br>Eddie Kennison, 1996-98<br><b>Tavon Austin, 2013-present</b> |
| 2 | Todd Kinchen, 1992-95<br>Az-Zahir Hakim, 1998-2001                                     |

**Season**

|          |   |
|----------|---|
| 3        | LeRoy Irvin, 1981   |
| 2        | Woodley Lewis, 1952<br>Henry Ellard, 1984<br>Todd Kinchen, 1992<br>Eddie Kennison, 1996 |
| <b>1</b> | <b>Many times, last by Tavon Austin, 2015</b>   |

**Season, Rookie**

|   |   |
|---|---|
| 2 | Todd Kinchen, 1992<br>Eddie Kennison, 1996                                  |
| 1 | Verda (V.T.) Smith, 1949<br>Henry Ellard, 1983<br><b>Tavon Austin, 2013</b> |

**Game**

|          |   |
|----------|---|
| †2       | Leroy Irvin, @ Atlanta, 10/11/81<br>Todd Kinchen, vs. Atlanta, 12/27/92 |
| <b>1</b> | <b>Many times, last by Tavon Austin, @ GB., 10/11/15</b>                |

**Game, Opponent**

|   |   |
|---|---|
| 2 | Jack Christiansen, vs. Detroit, 10/14/51                |
| 1 | Many times, last by Patrick Peterson, vs. Ari. 11/25/11 |

**KICKOFF RETURNS**

**Most Seasons Leading Team**

|   |   |
|---|---|
| 5 | Ron Brown, 1984-89, 1991  |
| 3 | Benny Cunningham, 2014-16<br>Fred Gehrke, 1940, 1945-49<br>Jon Arnett, 1957-63<br>Cullen Bryant, 1973-82, 1987<br>Drew Hill, 1979-84<br>Barry Redden, 1982-86<br>Tony Horne, 1998-00  |
| 2 | Woodley Lewis, 1950-55<br>Carver Shannon, 1962-64<br>Willie Ellison, 1967-72<br>Ron Smith, 1968-69<br>Vernon Turner, 1991-92<br>J.T. Thomas, 1995-98<br>Arlen Harris, 2003-04<br>Dante Hall, 2007-08<br>Danny Amendola, 2009-10 |

**Most Consecutive Seasons Leading Team**

|   |  |
|---|--|
| 5 | Ron Brown, 1985-89   |
| 3 | Benny Cunningham, 2014-16<br>Drew Hill, 1979-81<br>Barry Redden, 1982-84<br>Tony Horne, 1998-00  |
| 2 | Woodley Lewis, 1953-54<br>Carver Shannon, 1963-64<br>Ron Smith, 1968-69<br>Vernon Turner, 1991-92<br>Arlen Harris, 2003-04<br>Dante Hall, 2007-08<br>Danny Amendola, 2009-10 |



## RETURNS

### Career

|     |                          |
|-----|--------------------------|
| 171 | Drew Hill, 1979-84       |
| 169 | Ron Brown, 1984-89, 1991 |
| 143 | Tony Horne, 1998-2000    |

### Season

|    |                      |
|----|----------------------|
| 66 | Danny Amendola, 2009 |
| 60 | Drew Hill, 1981      |
| 57 | Tony Horne, 2000     |

### Season, Rookie

|    |                      |
|----|----------------------|
| 56 | Tony Horne, 1998     |
| 51 | Arlen Harris, 2003   |
| 49 | David Thompson, 1997 |

### Game

|   |   |
|---|---|
| 9 | Danny Amendola, @ Tennessee, 12/13/09                     |
| 8 | Tony Horne, @ Kansas City, 10/22/00                       |
|   | Chris Johnson, @ Indianapolis, 10/17/05                   |
|   | Derek Stanley, vs. Pittsburgh, 12/20/07                   |
|   | Danny Amendola, vs. Green Bay, 9/27/09                    |
| 7 | Many times, last by Danny Amendola, vs. Atlanta, 11/21/10 |

### Game, Opponent

|   |  |
|---|--|
| 8 | DeRon Jenkins, vs. San Diego, 10/1/00                            |
|   | Bethel Johnson, @ Minnesota, 12/31/06                            |
|   | Pierre Thomas, @ New Orleans, 11/11/07                           |
| 7 | Tim Dwight, @ Atlanta, 10/17/99                                  |
|   | Dino Philyaw, vs. New Orleans, 11/28/99                          |
|   | Dino Philyaw, @ New Orleans, 12/12/99                            |
|   | Steve Smith, vs. Carolina, 11/11/01                              |
|   | Maurice Morris, vs. Seattle, 10/20/02                            |
|   | Kevin Kasper, vs. Arizona, 12/15/02                              |
| 6 | Many times, last by LaRod Stephens-Howling, vs. Arizona, 12/5/10 |

## YARDS GAINED

### Career

|       |                          |
|-------|--------------------------|
| 3,918 | Ron Brown, 1984-89, 1991 |
| 3,577 | Tony Horne, 1998-2000    |
| 3,438 | Drew Hill, 1979-84       |

### Season

|       |                      |
|-------|----------------------|
| 1,618 | Danny Amendola, 2009 |
| 1,379 | Tony Horne, 2000     |
| 1,306 | Tony Horne, 1998     |

### Season, Rookie

|       |                      |
|-------|----------------------|
| 1,306 | Tony Horne, 1998     |
| 1,175 | Arlen Harris, 2003   |
| 1,110 | David Thompson, 1997 |

### Game

|     |   |
|-----|---|
| 267 | Tony Horne, @ Kansas City, 10/22/00     |
| 229 | Derek Stanley, vs. Pittsburgh, 12/20/07 |
| 217 | Danny Amendola, @ Tennessee, 12/13/09   |

### Game, Opponent

|     |  |
|-----|--|
| 304 | Tyrone Hughes, @ New Orleans, 10/23/94 |
| 294 | Wally Triplett, vs. Detroit, 10/29/50  |
| 252 | Steve Smith, vs. Carolina, 11/11/01    |

### Longest Kickoff Return

|      |  |
|------|--|
| 105t | Jon Arnett, vs. Detroit, 10/29/61              |
|      | Travis Williams, vs. New Orleans, 12/5/71      |
| 103t | Tom Wilson, @ Baltimore, 11/25/56              |
|      | Tony Horne, vs. Atlanta 10/15/00               |
|      | <b>Pharoh Cooper, @ Jacksonville, 10/15/17</b> |
| 102t | Tony Horne, vs. Atlanta, 11/29/98              |
| 102  | Benny Cunningham, vs. TB 12/17/15              |

### Longest Kickoff Return, Opponent

|      |   |
|------|---|
| 105t | Abe Woodson, vs. San Francisco, 11/8/53 |
|      | Stefan Logan, at Detroit, 10/10/10      |

|      |   |
|------|---|
| 104t | Travis Williams, vs. Green Bay, 12/9/67 |
| 103t | Russ Craft, vs. Philadelphia, 10/7/50   |

## AVERAGE YARDAGE

### Career (Min. 75 returns)

|      |   |
|------|---|
| 27.1 | Benny Cunningham, 2013-present (95-2,575) |
| 26.3 | Ron Brown, 1984-89, 91 (149-3,918)        |
| 24.7 | Tony Horne, 1998-2000 (143-3,575)         |
| 23.8 | Woodley Lewis, 1950-55 (109-2,575)        |

### Season (Qualifiers)

|      |                                   |
|------|-----------------------------------|
| 33.7 | Verda (V.T.) Smith, 1950 (22-742) |
| 32.8 | Ron Brown, 1985 (28-918)          |
| 31.8 | Tom Wilson, 1956 (15-477)         |

### Season, Rookie (Qualifiers)

|      |                           |
|------|---------------------------|
| 31.8 | Tom Wilson, 1956 (15-477) |
| 28.0 | Jon Arnett, 1957 (18-504) |
| 27.1 | Ron Waller, 1955 (17-461) |

### Game (3 returns)

|      |  |
|------|--|
| 51.7 | Tommy Wilson, vs. Green Bay, 12/6/59     |
| 51.5 | Tony Horne, vs. Atlanta, 11/29/98        |
| 50.3 | Verda (V.T.) Smith, vs. Detroit 10/29/50 |

### Game, Opponent (3 returns)

|      |   |
|------|---|
| 73.5 | Wally Triplett, vs. Detroit, 10/29/50   |
| 52.7 | Abe Woodson, vs. San Francisco, 11/8/53 |
| 51.8 | Joe Scott, @ New York Giants, 11/14/78  |

## TOUCHDOWNS

### Career

|   |                              |
|---|------------------------------|
| 4 | Ron Brown, 1984-89, 1991     |
|   | Tony Horne, 1998-2000        |
| 3 | Verda (V.T.) Smith, 1949-53  |
|   | Cullen Bryant, 1973-82, 1987 |
| 2 | Jon Arnett, 1957-63          |

### Season

|   |  |
|---|--|
| 3 | Verda (V.T.) Smith, 1950                       |
|   | Ron Brown, 1985                                |
| 2 | Tony Horne, 1999                               |
| 1 | Many times, last by <b>Pharoh Cooper, 2017</b> |

### Game

|    |   |
|----|---|
| 12 | Ron Brown, vs. Green Bay, 11/24/85                        |
| 1  | Many times, last by <b>Pharoh Cooper, @ JAX, 10/15/17</b> |

### Game, Opponent

|   |   |
|---|---|
| 2 | Tyrone Hughes, @ New Orleans, 10/23/94                    |
|   | Devin Hester, vs. Chicago, 12/11/06                       |
| 1 | Many times, last by Knile Davis, at Kansas City, 10/16/14 |

## FIELD GOAL RETURNS

### Longest Field Goal Return

|     |   |
|-----|---|
| 99t | Jerry Williams, vs. Green Bay, 12/16/51 |
|-----|---|

### Longest Field Goal Return, Opponent

|     |                                   |
|-----|-----------------------------------|
| 83t | Kevin Ross, vs. Atlanta, 10/12/95 |
|-----|-----------------------------------|

## COMBINED KICK RETURNS

### MOST RETURNS

### Career

|            |                                   |
|------------|-----------------------------------|
| 215        | Woodley Lewis, 1950-55            |
| 207        | Danny Amendola, 2009-12           |
| <b>183</b> | <b>Tavon Austin, 2013-present</b> |

### Season

|    |                      |
|----|----------------------|
| 97 | Danny Amendola, 2009 |
| 90 | Danny Amendola, 2010 |
| 88 | Alvin Haymond, 1970  |
|    | Todd Kinchen, 1995   |



## YARDS GAINED

|             |                                     |
|-------------|-------------------------------------|
| <b>Game</b> |                                     |
| 294         | Woodley Lewis, @ Detroit, 10/18/53  |
| 267         | Tony Horne, @ Kansas City, 10/22/00 |
| 262         | Dante Hall, @ Dallas, 9/30/07       |

|                       |  |
|-----------------------|--|
| <b>Game, Opponent</b> |  |
| 347                   | Tyrone Hughes, @ New Orleans, 10/23/94 |
| 294                   | Wally Triplett, vs. Detroit, 10/29/50  |
| 267                   | Steve Smith, vs. Carolina, 11/11/01    |

## TOUCHDOWNS

|               |   |
|---------------|---|
| <b>Career</b> |   |
| 4             | Verda (V.T.) Smith, 1949-53<br>Woodley Lewis, 1950-55<br>LeRoy Irvin, 1980-89<br>Henry Ellard, 1983-91<br>Ron Brown, 1984-89, 1991<br>Tony Horne, 1998-2000 |
| 3             | Jon Arnett, 1957-63<br>Cullen Bryant, 1973-82, 1987<br>Eddie Kennison, 1996-1998  |
| 2             | Fred Gehrke, 1940, 1945-49<br>Tom Kalmanir, 1949-51<br>Todd Kinchen, 1992-95<br>Az-Zahir Hakim, 1998-2001   |

## COMBINED NET YARDAGE

*Includes rushing, receiving, interception returns, kickoff returns, punt returns, and fumble returns.*

## ATTEMPTS

|                       |  |
|-----------------------|--|
| <b>Career</b>         |  |
| 2,806                 | Steven Jackson, 2004-12  |
| 1,919                 | Marshall Faulk, 1999-2006  |
| 1,648                 | Eric Dickerson, 1983-87  |
| <b>Season</b>         |  |
| 442                   | Eric Dickerson, 1983   |
| 436                   | Steven Jackson, 2006   |
| 432                   | Eric Dickerson, 1986   |
| <b>Season, Rookie</b> |  |
| *442                  | Eric Dickerson, 1983   |
| 320                   | Jerome Bettis, 1993  |
| 250                   | Todd Gurley, 2015  |
| <b>Game</b>           |  |
| 44                    | Jerome Bettis, vs. Chicago, 1/2/94 (ru 39, re 5)                           |
| 39                    | Five times, last by Steven Jackson, vs. Washington, 12/24/06 (ru 33, re 6) |
| 38                    | Jerome Bettis, @ Kansas City, 9/25/94 (ru 35, re 2)                        |

## YARDS

|                       |  |
|-----------------------|--|
| <b>Career</b>         |  |
| 14,311                | Isaac Bruce, 1994-2007                   |
| 13,538                | Steven Jackson, 2004-12                  |
| 12,732                | Torry Holt, 1999-2008                    |
| <b>Season</b>         |  |
| 2,429                 | Marshall Faulk, 1999                     |
| 2,401                 | Steven Jackson, 2006                     |
| 2,259                 | Eric Dickerson, 1984                     |
| <b>Season, Rookie</b> |  |
| 2,212                 | Eric Dickerson, 1983                     |
| 1,801                 | Eddie Kennison, 1996                     |
| 1,673                 | Jerome Bettis, 1993                      |
| <b>Game</b>           |  |
| 336                   | Willie Anderson, @ New Orleans, 11/26/89 |
| 314                   | Tavon Austin, @ Indianapolis, 11/10/13   |

|     |                                       |
|-----|---------------------------------------|
| 303 | Jim Benton, vs. Detroit, 11/22/45     |
| 286 | Marshall Faulk, vs. Atlanta, 10/15/00 |

## INTERCEPTIONS BY

|   |   |
|---|---|
| <b>Career</b>                           |   |
| 46                                      | Ed Meador, 1959-70  |
| 37                                      | Nolan Cromwell, 1977-87   |
| 34                                      | LeRoy Irvin, 1980-89  |
| <b>Season</b>                           |   |
| *14                                     | Dick (Night Train) Lane, 1952   |
| 12                                      | Woodley Lewis, 1950   |
| 11                                      | Will Sherman, 1955  |
| <b>Season, Rookie</b>                   |   |
| *14                                     | Dick (Night Train) Lane, 1952   |
| 12                                      | Woodley Lewis, 1950   |
| 9                                       | George Sims, 1949<br>Don Burroughs, 1955  |
| <b>Game</b>                             |   |
| 3                                       | Many times, last by Keith Lyle, @ Atlanta, 12/15/96   |
| 2                                       | Many times, last by Trumaine Johnson, vs. Oakland, 11/30/14                                     |
| 1                                       | Many times, last by Mark Barron, @ Dallas, 10/1/17  |
| <b>Game, Opponent</b>                   |   |
| 4                                       | Dave Baker, vs. San Francisco, 12/4/60  |
| 3                                       | Many times, last by Adrian Wilson and Kerry Rhodes, vs. Arizona, 9/12/10                        |
| 2                                       | Many times, last by Patrick Peterson, at Arizona, 11/9/14                                       |
| <b>Consecutive Games Intercepted By</b> |   |
| 6                                       | Will Sherman, 1954-55   |
| 5                                       | Dick (Night Train) Lane, 1952   |
| 4                                       | Nolan Cromwell, 1980<br>Kirk Collins, 1983<br>Oshiomogho Atogwe, 2007<br>Trumaine Johnson, 2015 |

## YARDS GAINED

|                        |   |
|------------------------|---|
| <b>Career</b>          |   |
| 671                    | Nolan Cromwell, 1977-87   |
| 654                    | LeRoy Irvin, 1980-89  |
| 547                    | Ed Meador, 1959-70  |
| <b>Season</b>          |   |
| 298                    | Dick (Night Train) Lane, 1952   |
| 275                    | Woodley Lewis, 1950   |
| 205                    | Travis Fisher, 2003   |
| <b>Season, Rookie</b>  |   |
| 298                    | Dick (Night Train) Lane, 1952   |
| 275                    | Woodley Lewis, 1950   |
| 152                    | Jack Morris, 1958   |
| <b>Game</b>            |   |
| 107                    | Aaron Martin, vs. San Francisco, 10/18/64   |
| 106                    | Anthony Parker, vs. Jacksonville, 10/20/96  |
| 99                     | Johnnie Johnson, vs. Green Bay, 9/21/80<br>Janoris Jenkins @ San Diego, 11/23/14  |
| <b>Game, Opponent</b>  |   |
| 111                    | Ace Parker, vs. Brooklyn, 11/17/40  |
| 108                    | Felix Wright, vs. Cleveland, 10/26/87   |
| 105                    | Malcolm Jenkins, at New Orleans, 12/12/10   |
| <b>Longest Returns</b> |   |
| 99t                    | Johnnie Johnson, vs. Green Bay, 9/21/80   |
| 99t                    | Janoris Jenkins, at San Diego, 11/23/14   |
| 98t                    | Alec Ogletree, at Houston, 10/13/13   |
| 97t                    | Herb Rich, vs. Dallas Texans, 11/2/52<br>Bobby Smith, vs. San Francisco, 10/18/64 |
| 95t                    | Will Sherman, vs. Green Bay, 12/16/56   |



### Longest Return, Opponent

|      |   |
|------|---|
| 101t | Richie Pettibon, @ Chicago, 12/9/62             |
|      | Henry Carr, vs. New York Giants, 11/13/66       |
| 99t  | Tim Lewis, @ Green Bay, 11/18/84                |
|      | Dominique Rodgers-Cromartie, @ Arizona, 12/7/08 |
| 97t  | Reggie Rutland, @ Minnesota, 12/15/91           |

### TOUCHDOWNS

#### Career

|   |                            |
|---|----------------------------|
| 5 | Ed Meador, 1959-70         |
|   | LeRoy Irvin, 1980-89       |
|   | Janoris Jenkins, 2012-2015 |
| 4 | Jack Pardee, 1957-70       |
|   | Jim Youngblood, 1973-84    |
|   | Rod Perry, 1975-82         |
|   | Nolan Cromwell, 1977-87    |
|   | Johnnie Johnson, 1980-89   |

#### Season

|   |                       |
|---|-----------------------|
| 3 | Monte Jackson, 1976   |
|   | Rod Perry, 1978       |
|   | Janoris Jenkins, 2012 |

### FUMBLES

#### OPPONENTS' FUMBLES RECOVERED

#### Career

|    |                          |
|----|--------------------------|
| 19 | Johnnie Johnson, 1980-89 |
| 18 | Ed Meador, 1959-70       |
| 17 | Nolan Cromwell, 1977-87  |

#### Season

|   |  |
|---|--|
| 5 | Andy Robustelli, 1955                    |
|   | Bill Jabko, 1959                         |
|   | Ed Meador, 1961                          |
|   | Johnnie Johnson, 1981                    |
|   | Brian Young, 2003                        |
| 4 | Many times, last by Anthony Parker, 1995 |
| 3 | Many times, last by William Hayes, 2013  |

#### Longest Fumble Return

|     |   |
|-----|---|
| 98t | Toby Wright, @ New Orleans, 10/23/94    |
| 94t | Keith Lyle, @ Atlanta, 9/24/00          |
| 93t | Adam Archuleta, vs. Tampa Bay, 10/18/04 |

#### Longest Fumble Return, Opponent

|     |  |
|-----|--|
| 85t | Eric Hill, vs. Phoenix, 9/1/91           |
| 84t | Larry Brink, vs. Chicago Bears, 11/28/54 |
| 82t | Donnie Edwards, vs. San Diego, 11/10/02  |

#### OPPONENTS' FUMBLES RETURNED FOR TOUCHDOWNS

#### Career

|   |                               |
|---|-------------------------------|
| 2 | Jack Dwyer, 1952-54           |
|   | Toby Wright, 1994-97          |
|   | Leonard Little, 1998          |
| 1 | Mike Jones, 1997-2000         |
|   | Devin Bush, 1999-2001         |
|   | Dre' Bly, 1999-2002           |
|   | Aeneas Williams, 2001-04      |
|   | Adam Archuleta, 2001-05       |
|   | Victor Adeyanju, 2006         |
|   | Oshiomogho Atogwe, 2008       |
|   | Janoris Jenkins, 2012         |
|   | <i>Daren Bates, 2013</i>      |
|   | Chris Long, 2013              |
|   | <b>Robert Quinn, 2013</b>     |
|   | Rodney McLeod, 2015           |
|   | Akeem Ayers, 2015             |
|   | <b>Ethan Westbrooks, 2016</b> |

### SACKS

#### TOTAL SACKS

#### Career (Unofficial)

|       |                               |
|-------|-------------------------------|
| 159.5 | David (Deacon) Jones, 1961-71 |
| 151.5 | Jack Youngblood, 1971-84      |
| 94.0  | Merlin Olsen, 1962-76         |

#### Season

|      |                            |
|------|----------------------------|
| 22.0 | David (Deacon) Jones, 1964 |
|      | David (Deacon) Jones, 1968 |
| 19.0 | <b>Robert Quinn, 2013</b>  |
| 18.0 | Jack Youngblood, 1979      |
| 17.0 | Kevin Carter, 1999         |

#### Season, Rookie

|     |                            |
|-----|----------------------------|
| 9.0 | <b>Aaron Donald, 2014</b>  |
| 8.0 | David (Deacon) Jones, 1961 |
| 6.0 | Kevin Carter, 1995         |
| 5.0 | Sean Gilbert, 1992         |
|     | <b>Robert Quinn, 2011</b>  |

#### Game

|     |  |
|-----|--|
| 5.0 | Gary Jeter, @ Los Angeles Raiders, 9/18/88               |
| 4.5 | Kevin Greene, @ San Francisco, 12/18/88                  |
| 4.0 | Sean Gilbert, vs. Pittsburgh, 9/12/93                    |
|     | Leonard Little, vs. Minnesota, 11/30/03                  |
| 3.0 | <b>Many Times, last Aaron Donad, @ Seattle, 12/17/17</b> |

#### Game, Opponent

|     |  |
|-----|--|
| 4.0 | Edmund Nelson, vs. Pittsburgh, 9/16/84                   |
|     | Roy Barker, vs. San Francisco 10/25/98                   |
|     | Darryl Tapp, @ Seattle 10/21/07                          |
| 3.0 | Many times, last by Chris Clemons, vs. Seattle, 11/20/11 |
| 2.5 | John Rade, @ Atlanta, 11/17/85                           |
|     | Reggie White, @ Green Bay, 9/3/95                        |
|     | Kevin Greene, vs. Carolina 11/17/96                      |
|     | DaShon Polk, @ Houston 11/27/05                          |
|     | Bryant Young, @ San Francisco 11/18/07                   |
|     | Brian Orakpo, vs. Washington, 10/2/11                    |
|     | Isreal Idonije, @ Chicago, 9/23/12                       |

### TACKLES

#### COMBINED TACKLES

#### Career

|       |                               |
|-------|-------------------------------|
| 1,015 | James Laurinaitis, 2009-2015  |
| 915   | Merlin Olsen, 1962-76         |
| 897   | Jack Reynolds, 1970-80        |
| 896   | David (Deacon) Jones, 1961-71 |

#### Season

|     |                       |
|-----|-----------------------|
| 193 | London Fletcher, 2000 |
| 189 | London Fletcher, 2001 |
| 185 | Jim Collins, 1984     |

### BLOCKED KICKS

#### BLOCKED PUNTS

#### Career

|    |                               |
|----|-------------------------------|
| 10 | Ed Meador, 1959-70            |
| 8  | Jack Youngblood, 1971-84      |
|    | David (Deacon) Jones, 1961-71 |
| 6  | Ivory Sully, 1979-84          |
|    | Nolan Cromwell, 1977-87       |

#### Season

|   |                      |
|---|----------------------|
| 4 | Ed Meador, 1964      |
| 3 | Ed Meador, 1962      |
|   | Irv Cross, 1966      |
|   | Tony Guillory 1967   |
|   | Nolan Cromwell, 1987 |



# TEAM RECORDS



## GAMES WON

### Most Consecutive Games Won (Including postseason)

|    |                        |
|----|------------------------|
| 11 | 1969                   |
| 8  | 1952, 1967, 2001       |
| 7  | 1978, 1985, 1999, 2003 |

### Most Games Won, Season (Regular Season)

|    |                        |
|----|------------------------|
| 14 | 2001                   |
| 13 | 1999                   |
| 12 | 1973, 1975, 1978, 2003 |

### Most Consecutive Games Won, Season (Including postseason)

|    |                        |
|----|------------------------|
| 11 | 1969                   |
| 8  | 1952, 1967, 2001       |
| 7  | 1978, 1985, 1999, 2003 |

### Most Consecutive Home Games Won (Regular Season)

|    |                  |
|----|------------------|
| 15 | 2002-04          |
| 13 | 1998-2000        |
| 11 | 1973-74, 1976-78 |

### Most Consecutive Road Games Won (Regular Season)

|   |         |
|---|---------|
| 9 | 2000-02 |
| 7 | 1967-68 |
|   | 1968-69 |
|   | 1975-76 |
| 5 | 1988    |

## GAMES LOST

### Most Consecutive Games Lost (Regular Season)

|    |                  |
|----|------------------|
| 17 | 2008-09          |
| 12 | 1937-38, 1959-60 |
| 11 | 1991-92          |

### Most Consecutive Home Games Lost (Regular Season)

|    |         |
|----|---------|
| 14 | 2008-10 |
| 11 | 1961-63 |
| 8  | 1997-98 |

### Most Consecutive Away Games Lost (Regular Season)

|    |                           |
|----|---------------------------|
| 12 | 1991-92                   |
| 10 | 1961-62                   |
| 9  | 1956-57, 1964-65, 2008-09 |

## SCORING

### Most Points, Season

|     |      |
|-----|------|
| 540 | 2000 |
| 526 | 1999 |
| 503 | 2001 |

### Most Points, Opponent, Season

|     |      |
|-----|------|
| 471 | 2000 |
| 465 | 2008 |
| 438 | 2007 |

### Fewest Points, Season

|     |      |
|-----|------|
| 75  | 1937 |
| 116 | 1941 |
| 131 | 1938 |

### Fewest Points, Opponent, Season

|     |      |
|-----|------|
| 135 | 1975 |
| 136 | 1945 |
| 146 | 1977 |

### Most Points, Game

|    |                         |
|----|-------------------------|
| 70 | vs. Baltimore, 10/22/50 |
| 65 | vs. Detroit, 10/29/50   |
| 59 | vs. Atlanta, 12/4/76    |
|    | vs. Atlanta, 11/10/96   |

### Most Points, Opponent, Game

|    |                         |
|----|-------------------------|
| 56 | @ Philadelphia, 10/8/50 |
|    | @ Baltimore, 11/25/56   |
| 54 | @ Kansas City, 10/22/00 |
| 52 | vs. Chicago, 10/13/63   |

### Most Points, Both Teams, Game

|    |                                       |
|----|---------------------------------------|
| 97 | Rams 70, Baltimore 27, 10/22/50       |
| 89 | Rams 52, New York Giants 37, 11/14/48 |
|    | Rams 65, Detroit 24, 10/29/50         |
| 88 | Rams 57, vs. San Diego 31 10/1/00     |
|    | @ Kansas City 54, Rams 34, 10/22/00   |

### Fewest Points, Both Teams, Game

|   |   |
|---|---|
| 6 | Many times, last @ New Orleans 6, Rams 0, 11/9/86 |
| 7 | vs. Chicago Cardinals 7, Rams 0, 11/23/41         |
|   | @ Chicago Cardinals 7, Rams 0, 9/13/42            |
| 9 | @ Green Bay 6, Rams 3, 11/14/65                   |
|   | Rams 9, @ Cleveland 0, 11/27/77                   |

### Most Points Overcome to Win Game

|    |  |
|----|--|
| 24 | @ Tampa Bay, 12/6/92, (trailed 3-27, won 31-27)  |
| 22 | @ Green Bay, 10/12/52, (trailed 6-28, won 30-28) |
| 21 | @ Green Bay, 11/17/57, (trailed 3-24, won 31-27) |
|    | @ Houston, 11/27/05, (trailed 3-24, won 33-27)   |

### Most Points, Opponent, Overcome to Win Game

|    |  |
|----|--|
| 23 | @ Green Bay, 9/12/82, (trailed 23-0, won 35-23)      |
| 21 | vs. Denver, 12/12/82, (trailed 21-0, won 27-24)      |
|    | vs. Dallas, 9/21/14, (trailed 21-0, won 34-31)       |
| 18 | vs. New Orleans, 10/28/01, (trailed 24-6, won 34-31) |

### Most Points Overcome to Tie Game

|    |  |
|----|--|
| 28 | vs. Philadelphia, 10/3/48, (trailed 0-28, tied 28-28)      |
| 17 | @ Chicago Cardinals, 11/15/53, (trailed 17-0, tied 24-24)  |
| 14 | @ Chicago Bears, 10/13/46, (trailed 24-10, tied 24-24)     |
|    | @ Chicago Cardinals, 11/20/49, (trailed 28-14, tied 28-28) |
|    | @ Minnesota, 11/25/62, (trailed 24-10, tied 24-24)         |

### Most Points, First Half

|    |                         |
|----|-------------------------|
| 44 | vs. Green Bay, 9/21/80  |
| 38 | vs. Green Bay, 9/24/89  |
|    | vs. Oakland, 11/30/14   |
| 36 | vs. St. Louis, 12/15/85 |

### Most Points, Opponent, First Half

|    |                           |
|----|---------------------------|
| 42 | @ Baltimore, 11/25/56     |
| 40 | @ New York Jets, 11/9/08  |
| 38 | @ San Francisco, 10/28/51 |

### Most Points, Both Teams, First Half

|    |  |
|----|--|
| 55 | vs. New York Yanks, 11/18/51 (Rams 34, Yanks 21) |
|    | vs. Detroit, 10/30/60 (Rams 34, Lions 21)        |
| 51 | vs. Green Bay, 9/21/80 (Rams 44, Packers 7)      |
| 50 | vs. Atlanta, 10/15/00 (Rams 29, Falcons 21)      |

### Most Points, Second Half

|    |                         |
|----|-------------------------|
| 41 | vs. Detroit, 10/29/50   |
| 38 | vs. Chicago, 11/4/51    |
| 35 | vs. Baltimore, 10/22/50 |
|    | vs. Green Bay, 12/3/50  |
|    | vs. Atlanta, 12/4/76    |

### Most Points, Opponent, Second Half

|    |                             |
|----|-----------------------------|
| 35 | vs. Minnesota, 11/17/72     |
|    | @ Green Bay, 9/12/82        |
| 33 | vs. St. Louis, 9/23/60      |
| 31 | vs. Cleveland, 10/7/51      |
|    | vs. San Francisco, 10/23/83 |
|    | vs. Green Bay, 9/24/89      |

### Most Points, Both Teams, Second Half

|    |   |
|----|---|
| 56 | vs. Minnesota, 11/17/72 (Vikings 35, Rams 21)           |
| 55 | vs. Detroit, 10/29/50 (Rams 41, Lions 14)               |
|    | @ New York Giants, 11/19/50 (Giants 28, Rams 27)        |
| 52 | @ New York Giants, 11/14/48 (Rams 31, Giants 21)        |
|    | vs. Chicago Cardinals, 11/11/51 (Rams 38, Cardinals 14) |

\*NFL Record

† Ties NFL Record



**Most Points, First Quarter**

- 26 vs. Green Bay, 12/12/53
- 24 vs. Seattle, 10/31/76
- vs. New England, 11/2/80
- 21 Many times, last vs. Oakland, 11/30/14

**Most Points, Opponent, First Quarter**

- 28 @ Oakland, 10/29/72
- 21 Twice, last vs. Baltimore, 9/25/11
- 20 @ Kansas City, 10/22/00

**Most Points, Both Teams, First Quarter**

- 34 vs. Baltimore, 10/22/50 (Rams 21, Colts 13)
- 33 vs. Green Bay, 12/12/53 (Rams 26, Packers 7)
- 28 vs. New Orleans, 12/5/71 (Rams 21, Saints 7)
- @ Oakland, 10/29/72 (Raiders 28, Rams 0)
- vs. Dallas, 10/19/08 (Rams 21, Cowboys 7)
- vs. Chicago, 11/24/13 (Rams 21, Bears 7)

**Most Points, Second Quarter**

- 37 vs. Green Bay, 9/21/80
- 28 @ New Orleans, 10/7/79
- @ Atlanta, 12/9/79
- vs. Green Bay, 9/24/89
- vs. Indianapolis, 12/30/01
- 24 vs. Green Bay, 12/14/58
- vs. Detroit, 10/30/60
- vs. Pittsburgh, 9/22/68

**Most Points, Opponent, Second Quarter**

- 28 Many times, last @ San Francisco, 11/16/08
- 24 vs. Arizona, 11/2/08
- 23 vs. Minnesota, 12/16/12

**Most Points, Both Teams, Second Quarter**

- 45 vs. Detroit, 10/30/60 (Rams 24, Lions 21)
- 44 vs. Green Bay, 9/21/80 (Rams 37, Packers 7)
- 42 @ Detroit, 10/12/58 (Rams 21, Lions 21)

**Most Points, Third Quarter**

- \*41 vs. Detroit, 10/29/50
- 28 vs. Chicago Cards, 11/11/51
- 21 Many times, last vs. Houston, 11/12/17

**Most Points, Opponent, Third Quarter**

- 25 vs. New Orleans, 10/28/01
- 21 Many times, last @ Dallas, 9/30/07
- 20 Three times, last vs. San Francisco, 10/22/95

**Most Points, Both Teams, Third Quarter**

- 48 vs. Detroit, 10/29/50 (Rams 41, Lions 7)
- 31 @ New York Giants, 11/14/48 (Giants 21, Rams 10)
- @ Chicago, 11/3/86 (Rams 17, Bears 14)
- 28 Many times, last @ Cleveland, 12/12/90 (Rams 14, Browns 14)

**Most Points, Fourth Quarter**

- 28 vs. Chicago, 10/26/52
- vs. San Francisco, 12/30/02
- 24 @ Green Bay, 10/12/52
- @ Green Bay, 10/18/59
- @ Atlanta, 11/19/67
- 21 Many times, last vs. New Orleans, 10/23/05

**Most Points, Opponent, Fourth Quarter**

- 28 vs. San Francisco, 10/23/83
- 23 @ Oakland, 12/18/82
- 22 vs. Arizona, 11/20/05
- @ New Orleans, 11/11/07

**Most Points, Both Teams, Fourth Quarter**

- 38 @ New York Yanks, 11/19/50 (Yanks 21, Rams 17)
- 35 vs. Minnesota, 11/17/72 (Vikings 21, Rams 14)
- vs. San Francisco, 10/23/83 (49ers 28, Rams 7)
- 34 @ San Francisco, 10/4/92 (Rams 17, 49ers 17)

**TOUCHDOWNS****Most Touchdowns, Season**

- 67 2000
- 66 1999
- 64 1950

**Fewest Touchdowns, Season**

- 10 1937
- 16 1941
- 17 2009

**Most Touchdowns, Game**

- †10 vs. Baltimore, 10/22/50
- 9 vs. Detroit, 10/29/50
- 8 Five times, last vs. Atlanta 11/10/96

**Most Touchdowns, Opponents, Game**

- 8 @ Philadelphia, 10/8/50
- @ Baltimore, 11/25/56
- 7 @ San Francisco, 12/27/87
- @ Kansas City, 10/22/00
- @ Kansas City, 12/8/02
- @ New Orleans, 11/27/16
- 6 Many times, last vs. New England, 10/28/12

**Most Touchdowns, Both Teams, Game**

- 14 vs. Baltimore, 10/22/50 (Rams 10, Colts 4)
- 12 @ New York Giants, 11/14/48 (Rams 7, Giants 5)
- vs. Washington, 12/11/49 (Rams 8, Redskins 4)
- vs. Detroit, 10/29/50 (Rams 9, Lions 3)
- @ Kansas City, 10/22/00 (Chiefs 7, Rams 5)
- 11 Six times, last vs. San Francisco, 10/23/83 (49ers 6, Rams 5)

**POINTS AFTER TOUCHDOWNS****Most Points After Touchdowns, Season**

- 64 1999
- 59 1950
- 58 2000, 2001

**Most Points After Touchdowns, Game**

- \*10 vs. Baltimore, 10/22/50
- 8 vs. Detroit, 10/29/50
- vs. San Francisco, 11/9/58
- vs. Atlanta, 11/10/96
- 7 Many times, last vs. Oakland, 11/30/14

**Most Points After Touchdowns, Opponent, Game**

- 8 @ Philadelphia, 10/8/50
- @ Baltimore, 11/25/56
- 7 @ San Francisco, 12/27/87
- @ Kansas City, 12/8/02
- @ New Orleans, 11/27/16
- 6 Many times, last vs. New England, 10/28/12

**TWO-POINT CONVERSIONS****Most Two-Point Conversions, Season**

- 5 2012
- 4 1998, 2000, 2004
- 3 2013
- 2 1994, 1995, 1996, 1999, 2001, 2005

**Most Two-Point Conversions, Opponents, Season**

- 7 1997
- 3 1994, 2000
- 2 1988, 2007, 2015

**Most Two-Point Conversions, Game**

- \*4 vs. Atlanta, 10/15/00
- 1 27 times, last vs. San Francisco, 11/11/15

**Most Two-Point Conversions, Opponent, Game**

- 2 @ New Orleans, 11/11/07
- 1 Many times, last vs. Seattle, 9/13/15





**Most Two-Point Conversion Attempts, Season**

9 2000  
6 1995, 2012  
5 1994

**Most Two-Point Conversion Attempts, Opponent, Season**

8 1997  
6 2000  
4 1994, 2007

**FIELD GOALS****Most Field Goals Attempted, Season**

†49 1966  
47 1973  
45 1970

**Most Field Goals Attempted, Opponent, Season**

39 2007  
38 2010  
37 1993, 2011, 2012

**Most Field Goals Attempted, Game**

7 vs. Detroit, 12/9/51  
vs. Denver, 9/10/06  
@ Dallas, 10/1/17  
6 Many times, last @ New Orleans, 11/26/72  
5 Many times, last @ Minnesota, 11/8/15

**Most Field Goals Attempted, Opponent, Game**

7 vs. Baltimore, 12/4/54  
vs. Minnesota, 11/5/89  
6 Many times, last vs. New Orleans, 9/26/04  
5 Many times, last @ Baltimore, 11/22/15

**Most Field Goals Made, Game**

7 at Dallas, 10/1/17  
6 vs. Denver, 9/10/06  
5 vs. Detroit, 12/9/51  
vs. San Diego, 10/1/00  
vs. Denver, 11/16/14  
4 Many times, last at Minnesota, 11/8/15

**Most Field Goals Made, Opponent, Game**

†7 vs. Minnesota, 11/5/89  
5 vs. Dallas, 12/21/87  
vs. New Orleans, 9/26/04  
@ Baltimore, 10/14/07  
vs. Minnesota, 12/16/12  
4 Many times, last at Tampa Bay, 10/24/10

**SAFETIES****Most Safeties, Game**

\*3 vs. New York Giants, 9/30/84  
2 vs. Green Bay, 10/21/73  
2 @ Arizona, 11/6/11  
1 Many times, last vs. Indianapolis, 9/10/17

**Most Safeties, Game, Opponent**

2 @ San Francisco, 9/8/96  
1 Many times, last vs. Arizona, 12/8/13

**FIRST DOWNS****Most First Downs, Season**

380 2000  
357 2001  
335 1999, 2003

**Most First Downs, Opponent, Season**

337 2013  
333 1994  
2009  
329 1996

**Fewest First Downs, Season**

88 1937  
101 1938  
103 1942

**Fewest First Downs, Opponent, Season**

116 1944  
124 1939  
129 1945

**Most First Downs, Game**

38 vs. New York Giants, 11/13/66  
34 vs. New York Yanks, 9/28/51  
vs. Arizona, 9/28/03  
33 vs. Green Bay, 12/16/56

**Most First Downs, Opponent, Game**

36 vs. Jacksonville, 10/20/96  
32 @ San Francisco, 11/20/94  
30 vs. Phoenix, 10/2/88  
30 vs. Chicago, 11/24/13, vs. New Orleans 12/15/13, vs. TB 12/17/15

**Most First Downs, Both Teams, Game**

58 vs. Chicago Bears, 10/24/54 (Rams 30, Bears 28)  
57 @ New York Yanks, 11/19/50 (Rams 32, Yanks 25)  
55 vs. Buffalo, 12/10/95 (Bills 28, Rams 27)  
vs. Minnesota, 12/10/00 (Rams 32, Vikings 23)

**Fewest First Downs, Game**

2 vs. Washington, 11/21/37  
3 Four times, last @ Detroit, 9/24/40  
4 Four times, last @ Detroit, 12/14/69

**Fewest First Downs, Opponent, Game**

1 @ Seattle, 11/4/79  
2 vs. Atlanta, 9/23/73  
4 vs. Chicago Cardinals, 9/17/38  
vs. Chicago Cardinals, 10/22/39

**Fewest First Downs, Both Teams, Game**

12 vs. Chicago Cards, 10/3/37 (Rams 3, Cardinals 9)  
13 @ Detroit, 10/15/44 (Rams 7, Lions 7)  
15 Many times, last @ San Francisco, 11/21/76  
(Rams 8, 49ers 7)

**Most First Downs, Rushing, Season**

177 1973  
148 1983  
144 1980

**Fewest First Downs, Rushing, Season**

†36 1942  
51 1944  
61 1982

**Fewest First Downs, Rushing, Opponent, Season**

53 1999  
63 1966  
64 1966, 1970

**Most First Downs, Rushing, Game**

21 @ New Orleans, 11/25/73  
19 vs. Atlanta, 12/4/76  
18 Three times, last @ Seattle, 11/4/79

**Most First Downs, Rushing, Game, Opponent**

20 @ Washington, 11/25/51  
18 vs. New Orleans, 12/16/79  
vs. Detroit, 9/7/80  
17 @ Detroit, 10/12/58

**Fewest First Downs, Rushing, Game**

0 @ San Francisco, 12/6/64  
vs. New York Jets, 11/15/70  
@ Detroit, 11/17/91  
@ Kansas City, 12/8/02  
1 Many times, last vs. Seattle, 11/20/11  
2 Many times, last at New England, 12/4/16

**Fewest First Downs, Rushing, Opponent, Game**

0 Many Times, last @ Indianapolis, 11/10/13  
1 Many Times, last @ San Francisco, 11/18/07  
2 Many times, last vs. Oakland, 11/30/14

**Most First Downs, Passing, Season**

247 2000  
236 2001  
219 2002



**Most First Downs, Passing, Opponent, Season**

203 2013  
 198 1944  
 197 2012

**Fewest First Downs, Passing, Season**

23 1937  
 43 1944  
 44 1941

**Fewest First Downs, Passing, Opponent, Season**

28 1937  
 41 1938, 1944  
 43 1939

**Most First Downs, Passing, Game**

23 vs. Minnesota, 12/16/12  
 22 @ New York Giants, 10/2/05  
 21 Many times, last vs. San Diego, 10/1/00  
 20 Many times, last @ New Orleans, 11/11/07

**Most First Downs, Opponent, Passing, Game**

24 vs. Jacksonville, 10/20/96, vs. New Orleans 12/15/13  
 23 @ Detroit Lions, 9/9/12  
 20 @ San Francisco, 10/3/04

**Fewest First Downs, Passing, Game**

0 @ San Francisco, 10/10/71  
 1 Many times, last vs. Detroit, 10/19/86  
 2 Many times, last @ New Orleans, 9/15/91

**Fewest First Downs, Passing, Opponent, Game**

0 @ Pittsburgh, 11/13/49  
 vs. Atlanta, 9/23/73  
 1 Many times, last @ Seattle, 11/4/79  
 2 Many times, last vs. Atlanta, 10/26/86

**Most First Downs, Penalty, Season**

36 1998  
 35 2013  
 31 1990  
 29 1981, 2010, 2011

**Most First Downs, Penalty, Opponent, Season**

47 2013  
 40 2016  
 35 1997

**Fewest First Downs, Penalty, Season**

5 1953  
 6 1938  
 7 1940, 1942

**Fewest First Downs, Penalty, Opponent, Season**

4 1938, 1940  
 5 1937  
 6 1944

**NET YARDS GAINED RUSHING/PASSING****Most Yards Gained, Season**

\*7,075 2000  
 6,690 2001  
 6,412 1999

**Most Yards Gained, Opponent, Season**

5,965 2009  
 5,950 2008  
 5,885 2015

**Fewest Yards Gained, Season**

1,794 1937  
 2,253 1938  
 2,286 1941

**Fewest Yards Gained, Opponent, Season**

2,519 1945  
 2,717 1937  
 2,785 1939

**Most Yards Gained, Game**

735 vs. New York Yanks, 9/28/51  
 614 vs. San Diego, 10/1/00  
 613 @ New York Yanks, 11/19/50

**Most Yards Gained, Opponent, Game**

582 vs. Cincinnati, 10/7/90  
 574 @ Baltimore, 11/25/56  
 541 @ Green Bay, 10/18/42

**Most Yards Gained, Both Teams, Game**

\*1,113 @ New York Yanks, 11/19/50 (Rams 636, Yanks 497)  
 995 vs. San Diego, 10/1/00 (Rams 614, Chargers 381)  
 937 vs. Denver, 9/4/00 (Rams 514, Broncos 424)

**Fewest Yards Gained, Game**

58 @ Chicago Bears, 11/29/42  
 81 vs. Chicago Cards 10/3/37  
 86 vs. Washington, 11/21/37

**Fewest Yards Gained, Opponent, Game**

\*-7 @ Seattle, 11/4/79  
 63 vs. Green Bay, 10/21/73  
 68 @ Chicago Cards, 10/22/39

**Most Consecutive Games, 300 or More Yards**

30 2000-02  
 29 1949-51  
 22 1999-2000

**RUSHING****ATTEMPTS****Most Rushing Attempts, Season**

659 1973  
 621 1977  
 615 1980

**Most Rushing Attempts, Game**

65 @ Minnesota, 9/19/76  
 63 @ Seattle, 11/4/79  
 61 vs. New Orleans, 10/16/77

**YARDS****Most Yards Gained Rushing, Season**

2,925 1973  
 2,864 1984  
 2,799 1980

**Most Yards Gained Rushing, Opponent, Season**

2,475 2008  
 2,440 1961  
 2,427 2011

**Fewest Yards Gained Rushing, Season**

798 1938  
 875 1942  
 929 1941

**Fewest Yards Gained Rushing, Opponent, Season**

1,119 1967  
 1,189 1999  
 1,202 1982

**Most Yards Gained Rushing, Game**

371 @ New York Yanks, 11/18/51  
 340 @ New Orleans, 11/25/73  
 337 vs. Carolina, 11/11/01

**Most Yards Gained Rushing, Opponent, Game**

352 @ Washington, 11/25/51  
 330 @ Cleveland, 11/24/57  
 vs. Detroit, 9/7/80  
 307 vs. New Orleans, 11/18/81

**Most Yards Gained Rushing, Both Teams, Game**

\*595 vs. New York Yanks, 11/18/50 (Rams 371, Yanks 224)  
 548 vs. Minnesota 11/5/61 (Rams 295, Vikings 253)  
 506 @ Green Bay, 10/22/44 (Packers 294, Rams 212)



**Fewest Yards Gained Rushing, Game**

-29 @ Washington, 10/11/42  
 6 vs. Arizona, 11/20/05  
 10 @ Chicago Bears, 11/29/42

**Fewest Yards Gained Rushing, Opponent, Game**

1 vs. Chicago Bears, 10/26/52  
 6 vs. New York Giants, 11/12/89  
 8 vs. New York Giants, 9/30/84

**Fewest Yards Gained Rushing, Both Teams, Game**

62 @ San Francisco, 12/6/64 (Rams 15, 49ers 47)  
 78 @ Detroit, 11/7/99 (Rams 57, Detroit 21)  
 82 vs. New Orleans, 9/6/98 (Rams 47, New Orleans 35)

**TOUCHDOWNS****Most Touchdowns Rushing, Season**

28 1950  
 26 2000  
 24 1954

**Most Touchdowns Rushing, Opponent, Season**

26 1961, 2008  
 24 2009  
 22 1992, 1996, 2005

**Most Touchdowns, Rushing, Game**

7 vs. Atlanta, 12/4/76  
 6 vs. New York Yanks, 11/18/51  
 5 vs. Chicago, 10/24/54  
 @ Detroit, 10/12/58  
 vs. Minnesota, 12/10/00

**Most Touchdowns, Rushing, Opponent, Game**

6 vs. Cleveland, 11/24/57  
 5 vs. Detroit, 10/30/60  
 vs. Detroit, 9/7/80  
 @ Pittsburgh, 11/3/96  
 4 Many times, last @ Indianapolis, 10/17/05

**Most Touchdowns Rushing, Both Teams, Game**

8 vs. New York Yanks, 11/18/51 (Rams 6, Yanks 2)  
 7 @ Cleveland, 11/24/57 (Rams 1, Browns 6)  
 @ Detroit, 10/12/58 (Rams 5, Lions 2)  
 vs. Atlanta, 12/4/76 (Rams 7, Falcons 0)  
 vs. Detroit, 9/7/80 (Rams 2, Lions 5)  
 6 Many times, last @ Tampa Bay, 12/18/00 (Rams 3, Buccaneers 3)

**PASSING****ATTEMPTS****Most Passes Attempted, Season**

635 2002  
 632 1995  
 600 2003

**Fewest Passes Attempted, Season**

168 1937  
 199 1945  
 208 1944

**Most Passes Attempted, Game**

62 @ New York Giants, 10/2/05  
 61 vs. Buffalo, 12/10/95  
 56 @ San Francisco, 9/11/05

**Most Passes Attempted, Opponent, Game**

64 vs. Philadelphia, 11/6/49  
 58 @ Arizona, 9/29/96  
 vs. Atlanta, 12/2/07  
 @ Tampa Bay, 9/25/16

**Most Passes Attempted, Both Teams, Game**

97 vs. Chicago, 12/26/99 (Bears 55, Rams 42)  
 @ New York Giants, 10/2/05 (Rams 62, Giants 35)  
 96 vs. Cardinals, 9/12/10 (Cardinals 41, Rams 55)

93 vs. Atlanta, 12/2/07 (Rams 35, Atlanta 58)

**Fewest Passes Attempted, Game**

4 vs. Detroit, 9/10/37  
 6 vs. Chicago Cards, 11/5/39  
 @ New York Giants, 11/10/40  
 8 vs. Chicago Bears, 10/9/38  
 @ San Francisco, 11/21/76

**Fewest Passes Attempted, Opponent, Game**

†0 vs. Detroit, 9/10/37  
 @ Pittsburgh, 11/13/49  
 6 @ Brooklyn, 9/20/39  
 7 vs. Chicago Cards, 11/5/39  
 vs. Baltimore, 12/18/65

**Fewest Passes Attempted, Both Teams, Game**

4 vs. Detroit, 9/10/37 (Rams 4, Lions 0)  
 24 vs. Atlanta, 9/23/73 (Rams 15, Falcons 9)  
 25 Many times, last @ Pittsburgh, 11/13/49 (Rams 25, Steelers 0)

**COMPLETIONS****Most Passes Completed, Season**

408 2002  
 392 2005  
 380 2000

**Most Passes Completed, Game**

40 @ New York Giants, 10/2/05  
 36 vs. San Diego, 11/10/02  
 35 vs. San Francisco, 10/27/85  
 @ Seattle, 9/10/00  
 @ Green Bay, 11/29/04  
 vs. Minnesota, 12/16/12

**Most Passes Completed, Opponent, Game**

37 @ New York Jets, 9/25/83  
 vs. Jacksonville, 10/20/96  
 @ Arizona, 9/29/96  
 36 vs. New England, 11/16/86  
 vs. Chicago, 11/24/113  
 @ Tampa Bay, 9/25/16  
 34 @ St. Louis, 11/4/84

**Most Passes Completed, Both Teams, Game**

65 @ Atlanta, 9/15/13 (Falcons 31, Rams 24)  
 60 @ Philadelphia, 9/9/01 (Rams 28, Eagles 32)  
 59 vs. Chicago, 12/26/99 (Rams 27, Bears 32)  
 @ New York Giants, 10/2/05 (Rams 40, Giants 19)

**Fewest Passes Completed, Game**

1 Many times, last @ New York Giants, 11/10/40  
 2 @ San Francisco, 10/10/71  
 3 Many times, last @ San Francisco, 11/21/76

**Fewest Passes Completed, Opponent, Game**

†0 vs. Pittsburgh, 11/13/49  
 2 Many times, last @ Seattle, 11/4/79  
 3 Many times, last @ Chicago, 9/24/72

**Fewest Passes Completed, Both Teams, Game**

1 vs. Detroit, 9/10/37 (Rams 1, Lions 0)  
 4 vs. Chicago Bears, 10/9/38 (Rams 1, Bears 3)  
 6 vs. Chicago Cards, 10/3/37 (Rams 3, Cardinals 3)  
 vs. Pittsburgh, 10/29/39 (Rams 1, Steelers 5)

**YARDS****Most Yards Gained, Passing, Season**

\*5,492 2000  
 4,903 2001  
 4,480 2002

**Most Yards Gained, Passing, Opponent, Season**

4,085 2000  
 4,024 1989  
 3,913 2009



**Fewest Yards Gained, Passing, Season**

839 1937  
 1,261 1944  
 1,352 1941

**Fewest Yards Gained, Passing, Opponent, Season**

883 1937  
 1,248 1938  
 1,249 1939

**Most Yards Gained, Passing, Game**

541 vs. New York Yanks, 9/28/51  
 506 vs. Chicago, 12/26/82  
 453 vs. San Diego, 11/10/02

**Most Yards Gained, Passing, Opponent, Game**

483 vs. Cincinnati, 10/7/90  
 475 vs. San Francisco, 11/28/93  
 439 vs. San Francisco, 12/11/89

**Most Yards Gained, Passing, Both Teams, Game**

847 vs. Cincinnati, 10/7/90 (Rams 364, Bengals 483)  
 784 vs. San Diego, 10/1/00 (Rams 451, Chargers 333)  
 769 vs. Chicago 12/26/82 (Rams 506, Bears 263)

**Fewest Yards Gained, Passing, Game**

-18 @ San Francisco, 10/10/71  
 -5 @ Dallas Texans, 11/9/52  
 18 vs. Pittsburgh, 10/29/39

**Fewest Yards Gained, Passing, Opponent, Game**

-30 @ Seattle, 11/4/79  
 -1 @ Green Bay, 10/13/74  
 0 vs. Detroit, 9/10/37  
 @ Pittsburgh, 11/13/49

**Fewest Yards Gained, Passing, Both Teams, Game**

20 vs. Detroit, 9/10/37 (Rams 20, Lions 0)  
 28 @ Dallas Texans, 11/9/52 (Rams -5, Texans 33)  
 44 @ San Francisco, 11/21/76 (Rams 26, 49ers 18)

**COMPLETION PERCENTAGE****Highest Completion Percentage, Season**

68.8 2001  
 66.2 2012  
 65.4 2005

**Highest Completion Percentage, Opponent, Season**

68.1 2013  
 66.8 2015  
 65.7 2012  
 64.9 2016

**Highest Completion Percentage, Game (10 att.)**

88.9 @ San Francisco, 11/7/54  
 87.0 vs. San Francisco, 10/10/99  
 86.3 vs. Seattle, 10/19/14

**Highest Completion Percentage, Opponent, Game (10 att.)**

91.3 vs. Cleveland, 12/26/93  
 85.7 at Kansas City, 10/27/14  
 84.3 at Arizona, 12/9/13

**HAD INTERCEPTED****Fewest Passes Had Intercepted, Season**

7 1969, 2017  
 8 2006  
 10 2011

**Most Passes Had Intercepted, Season**

35 1941  
 34 1938  
 32 1981

**Most Passes Had Intercepted, Game**

7 Many times, last vs. Detroit, 10/26/58  
 6 Many times, last @ Carolina, 12/12/04  
 5 Many times, last @ Tennessee, 12/13/09

**TOUCHDOWNS****Most Touchdowns, Passing, Season**

42 1999  
 37 2000, 2001  
 31 1950, 1980, 1988

**Most Touchdowns, Passing, Game**

6 vs. New York Bulldogs, 11/27/49  
 vs. Washington, 12/11/49  
 vs. Detroit, 10/29/50  
 5 Many times, last vs. San Diego, 10/1/00  
 4 Many times, last vs. Tennessee, 12/24/17

**Most Touchdowns, Passing, Opponent, Game**

5 vs. St. Louis, 9/23/60  
 vs. Chicago, 10/13/63  
 vs. Miami, 12/14/86  
 @ San Francisco, 12/27/87  
 @ New Orleans, 11/27/16  
 4 Many times, last vs. New England, 10/28/12  
 3 Many times, last at Green Bay, 10/16/11

**SACKS****TOTAL SACKS****Most Sacks, Season**

57 1999  
 56 1980, 1985, 1988  
 53 1970, 2013

**Fewest Sacks, Season**

17 1991  
 18 1982  
 25 2009  
 26 1994

**Most Sacks, Game**

10 vs. Atlanta, 9/28/69  
 vs. San Diego, 10/4/70  
 9 Many times, last vs. Arizona, 10/4/12  
 8 Three times, last vs. Minnesota, 11/30/03

**Most Sacks, Opponent, Game**

11 @ Baltimore, 11/22/64  
 10 @ San Francisco, 12/6/74  
 vs. San Francisco, 10/11/76  
 9 @ New Orleans, 12/1/85

**Most Sacks, Both Teams, Game**

16 @ Baltimore, 11/22/64 (Rams 5, Colts 11)  
 14 @ New Orleans, 10/24/76 (Rams 9, Saints 5)  
 13 vs. Tampa Bay, 11/5/78 (Rams 9, Buccaneers 4)

**INTERCEPTIONS****TOTAL INTERCEPTIONS****Most Interceptions, Season**

38 1952  
 32 1967, 1976  
 31 1950, 1955

**Most Interceptions, Game**

7 vs. Detroit, 11/26/44  
 vs. Green Bay, 11/11/45  
 @ Chicago Bears, 10/9/49  
 vs. San Francisco, 10/18/64  
 6 @ Pittsburgh, 12/4/38  
 @ New York Yanks, 11/19/50  
 @ Dallas, 11/9/52  
 @ Kansas City, 10/20/85  
 @ Atlanta, 12/15/96  
 5 Many times, last @ Tennessee, 12/13/09



## YARDS GAINED

### Most Yards, Season

712 1952  
567 1999  
546 1980

### Most Yards, Opponent, Season

518 1952  
497 1995  
492 2002

### Fewest Yards, Season

5 1959  
15 1938  
24 1939

### Fewest Yards, Opponent, Season

27 1938  
40 1969  
61 1939

### Most Yards, Game

314 vs. San Francisco, 10/18/64  
225 vs. Green Bay, 9/21/80  
177 vs. Jacksonville, 10/20/96

### Most Yards, Opponent, Game

182 vs. Dallas Texans, 11/2/52  
171 @ San Francisco, 11/26/95  
149 @ Chicago, 10/11/64

### Most Yards, Both Teams, Game

338 vs. San Francisco, 10/18/64 (Rams 314, 49ers 24)  
308 vs. Dallas Texans, 11/2/52 (Rams 126, Texans 182)  
244 vs. Detroit, 11/1/53 (Rams 129, Lions 115)

## TOUCHDOWNS

### Most Touchdowns By Interceptions, Both Teams, Game

3 vs. Detroit, 11/1/53 (Rams 2, Lions 1)  
@ Arizona, 12/30/07 (Rams 1, Cardinals 2)  
2 Many times, last at Arizona, 12/3/17 (Rams 2)

## PUNTING

### Most Punts, Season

106 2011  
98 1986  
2016  
96 2015

### Most Punts, Opponents, Season

108 1979  
104 1978  
96 1986  
2016

### Most Punts, Game

12 vs. Chicago Bears, 10/9/38  
vs. Green Bay, 11/26/39  
@ New York, 11/10/40  
@ San Francisco, 11/21/76  
11 Many times, last @ San Francisco, 1/3/2010  
10 Many times, last @ San Francisco, 9/12/16

### Most Punts, Opponent, Game

14 vs. New York Yanks, 9/28/51  
12 Three times, last vs. Chicago Cardinals, 11/23/41  
11 Many times, last @ Seattle, 11/4/79

## AVERAGE YARDAGE

### Highest Average Distance, Punting, Season

49.6 2008  
47.9 2015, 2017  
47.8 2016

### Highest Average Distance, Punting, Game (4 punts)

56.9 vs. Arizona, 10/4/12  
56.2 vs. Buffalo, 9/28/08  
55.7 vs. New York Giants, 9/14/08  
56.0 vs. Arizona, 10/7/07

### Highest Avg. Distance, Punting, Opponent, Game (4 punts)

57.3 @ Chicago Bears, 11/16/52  
55.8 @ Detroit 10/10/54  
55.3 @ Washington, 10/26/41

## PUNT RETURNS

### TOTAL RETURNS

### Most Punt Returns, Season

67 1978  
62 1970  
58 1969, 1979

### Most Punt Returns, Opponents, Season

60 1963, 1997  
59 1979  
58 1998

### Fewest Punt Returns, Season

14 1961  
19 1993  
22 1982

### Fewest Punt Returns, Opponent, Season

17 2001  
22 1972  
23 1999

### Most Punt Returns, Game

8 Many times, last @ San Francisco, 10/25/81  
7 Many times, last vs. Atlanta, 12/11/16  
6 Many times, last vs. San Francisco, 9/7/97

### Most Punt Returns, Opponent, Game

9 vs. Baltimore, 11/22/64  
vs. Minnesota, 12/2/79  
@ Philadelphia, 9/7/08  
8 @ Detroit, 9/27/42  
@ Chicago Bears, 11/29/42  
7 Many times, last vs. Seattle, 11/20/11

### Most Punt Returns, Both Teams, Game

15 @ Detroit, 9/27/42 (Rams 7, Lions 8)  
@ Baltimore, 11/27/66 (Rams 8, Colts 7)  
14 @ Atlanta, 9/12/76 (Rams 7, Falcons 7)  
13 vs. Chicago, 11/23/75 (Rams 7, Bears 6)  
@ Atlanta, 9/18/77 (Rams 8, Falcons 5)  
@ Tampa Bay, 9/23/79 (Rams 7, Buccaneers 6)  
vs. Minnesota, 12/2/79 (Rams 4, Vikings 9)

## FAIR CATCHES

### Most Fair Catches, Season

25 1998, 1999, 2011  
24 1989, 2011  
23 1997, 2005

### Most Fair Catches, Opponent, Season

40 2016  
30 1968, 1986  
28 2011  
25 2015

### Most Fair Catches, Game

4 Many times, last vs. Seattle, 11/20/11  
3 Many times, last at New York Jets 11/13/16  
2 Many times, last vs. Miami 11/20/16



**Most Fair Catches, Opponent, Game**

7 @ San Francisco, 9/12/16  
 5 Four times, last at San Francisco, 11/14/10  
 4 Many times, last at Pittsburgh, 12/2/11

**Most Fair Catches, Both Teams, Game**

10 @ San Francisco, 9/12/16 (Rams 3, 49ers 7)  
 8 @ Baltimore, 11/8/71 (Rams 3, Colts 5)  
 7 Many times, last @ SF, 11/14/10 (Rams 2, 49ers 5)

**YARDS GAINED****Most Yards, Punt Returns, Season**

711 1978  
 676 1981  
 640 1947

**Most Yards, Punt Returns, Opponent, Season**

681 1963  
 652 1998  
 637 1994

**Fewest Yards, Punt Returns, Season**

79 2013  
 102 1993  
 129 1960  
 143 2004

**Fewest Yards, Punt Returns, Opponent, Season**

55 1972  
 67 1971  
 116 1977

**Most Yards, Punt Returns, Game**

219 @ Atlanta, 10/11/81  
 166 @ San Francisco, 10/25/81  
 147 @ Cincinnati 10/3/99

**Most Yards, Punt Returns, Opponents, Game**

155 vs. Washington, 9/21/63  
 148 @ Buffalo, 11/21/04  
 141 @ Green Bay, 10/9/94

**Most Yards, Punt Returns, Both Teams, Game**

\*282 @ Atlanta, 10/11/81 (Rams 219, Falcons 63)  
 198 @ Chicago Bears, 10/10/48 (Rams 69, Bears 129)  
 189 @ Kansas City, 12/8/02 (Rams 94, Chiefs 95)

**TOUCHDOWNS****Most Touchdowns, Punt Returns, Season**

3 1981  
 2 1947, 1949, 1952, 1984, 1992, 1996  
 1 1998, 1999, 2000, 2007, 2011, 2013, 2014, 2015

**Most Touchdowns, Punt Returns, Opponent, Season**

3 1951, 1994  
 2 1993, 2002, 2003, 2011

**Most Touchdowns, Punt Returns, Game**

†2 @ Atlanta, 10/11/81  
 vs. Atlanta, 12/27/92

**Most Touchdowns, Punt Returns, Game, Opponent**

2 @ Detroit, 10/14/51  
 1 Many times, last vs. San Francisco, 12/26/19

**KICKOFF RETURNS****Most Kickoff Returns, Season**

84 2004  
 82 2007  
 80 2008

**Most Kickoff Returns, Opponent, Season**

86 2001  
 85 1999  
 84 1989

**Fewest Kickoff Returns, Season**

26 1945

33 1977

34 1975, 2015

**Fewest Kickoff Returns, Opponent, Season**

19 1941  
 22 2016  
 25 2013

**Most Kickoff Returns, Game**

9 vs. New Orleans, 10/28/01  
 at Tennessee, 12/13/09  
 at Detroit, 10/10/10  
 8 Many times, last vs. Pittsburgh, 12/20/07  
 7 Many times, last vs. Atlanta, 11/21/10

**Most Kickoff Returns, Opponent, Game**

9 vs. San Diego, 10/1/00  
 8 Many times, last vs. Green Bay, 9/27/09  
 7 Many times, last vs. Indianapolis, 10/25/09

**Most Kickoff Returns, Both Teams, Game**

15 vs. New Orleans, 10/28/01 (Rams 9, Saints 6)  
 14 vs. Chicago Bears, 10/24/54 (Rams 7, Bears 7)  
 @ San Francisco, 11/7/54 (Rams 7, 49ers 7)  
 @ New Orleans, 10/23/94 (Rams 7, Saints 7)  
 vs. San Diego, 10/1/00 (Rams 5, Chargers 9)  
 @ Kansas City, 10/22/00 (Rams 8, Chiefs 6)

**YARDS GAINED****Most Yards, Kickoff Returns, Season**

1,938 2007  
 1,764 2009  
 1,761 2008

**Most Yards, Kickoff Returns, Opponent, Season**

2,194 2001  
 2,115 1999  
 1,888 2000

**Fewest Yards, Kickoff Returns, Season**

448 1945  
 690 1949  
 705 1977

**Fewest Yards, Kickoff Returns, Opponent, Season**

430 2016  
 463 1941  
 544 1942

**Most Yards, Kickoff Returns, Game**

267 @ Kansas City, 10/22/00  
 254 vs. Chicago, 10/13/63  
 239 vs. St. Louis, 11/14/76

**Most Yards, Kickoff Returns, Opponent, Game**

362 vs. Detroit, 10/29/50  
 304 @ New Orleans, 10/23/94  
 263 @ New York Giants, 11/11/48

**Most Yards, Kickoff Returns, Both Teams, Game**

560 vs. Detroit, 10/29/50 (Rams 198, Lions 362)  
 501 @ New Orleans, 10/23/94 (Rams 197, Saints 304)  
 384 @ New York Giants 11/14/48 (Rams 121, Giants 263)

**TOUCHDOWNS****Most Touchdowns, Kickoff Returns, Season**

3 1950, 1985  
 2 1999  
 1 1998, 2000, 2005, 2017

**Most Touchdowns, Kickoff Returns, Opponent, Season**

2 1950, 1964, 1967, 1981, 1994, 2001, 2002, 2003,  
 2006, 2007  
 1 Many times, last in 2009

**Most Touchdowns, Kickoff Returns, Game**

2 vs. Green Bay, 11/24/85  
 1 Many times, last vs. Jacksonville, 10/15/17

**Most Touchdowns, Kickoff Returns, Game, Opponent**

2 @ New Orleans, 10/23/94  
 vs. Chicago, 12/11/06  
 1 Many times, last at Detroit, 10/10/10



**FUMBLES****TOTAL FUMBLES****Most Fumbles, Season**

42 1996  
40 1964, 1965  
39 1978, 1986

**Most Fumbles, Opponent, Season**

42 1996  
40 1964, 1965  
39 1978, 1986

**Fewest Fumbles, Season**

14 2010  
17 1960  
18 2008

**Fewest Fumbles, Opponent, Season**

13 1956  
15 1974, 1982, 1994  
16 1998

**Most Fumbles, Game**

8 vs. Detroit, 10/31/65  
7 Many times, last vs. New Orleans, 12/16/79  
6 Many times, last @ New York Giants, 9/7/03

**Most Fumbles, Opponent, Game**

8 @ Chicago Cards, 11/27/38  
7 Many times, last vs. Arizona, 12/9/10  
6 Many times, last @ Green Bay, 9/4/88

**Most Fumbles, Both Teams, Game**

14 @ Chicago Bears, 11/24/40 (Rams 7, Bears 7)  
12 @ Chicago Bears, 9/15/39 (Rams 6, Bears 6)  
@ Chicago Bears, 11/16/52 (Rams 7, Bears 5)  
11 @ New York Giants, 9/7/03 (Rams 6, Giants 5)  
@ New Orleans, 10/24/76 (Rams 4, Saints 7)  
@ New York Giants, 12/1/46 (Rams 6, Giants 5)  
@ Chicago Cardinals, 11/27/38 (Rams 3, Cardinals 8)

**FUMBLES LOST****Most Fumbles Lost, Season**

24 1983  
23 1958  
22 1953, 1965, 1978, 1986, 2001

**Most Fumbles Lost, Opponent, Season**

24 1947, 1948  
22 1984, 2003  
20 1966, 1983

**Most Fumbles Lost, Game**

6 vs. New England, 12/11/83  
vs. Detroit, 10/31/65  
@ Detroit, 9/29/40  
5 Many times, last vs. Phoenix, 9/1/91  
4 Many times, last vs. Tampa Bay, 11/26/01

**Most Fumbles Lost, Opponent, Game**

5 @ New Orleans, 10/24/76  
@ Green Bay, 9/25/66  
@ Detroit, 10/15/44  
@ Chicago Cardinals, 11/27/38

4 Many times, last vs. Cardinals, 12/9/10  
3 Many times, last @ Washington, 10/12/08

**Most Fumbles Lost, Both Teams, Game**

9 @ Chicago Bears, 9/15/39 (Rams 5, Bears 4)  
8 Many times, Last vs. New England, 12/11/83 (Rams 6, Patriots 2)  
7 @ Philadelphia, 12/1/02 (Rams 3, Eagles 4)  
@ Chicago Bears, 11/16/52 (Rams 4, Bears 3)  
@ Detroit, 9/29/40 (Rams 6, Lions 1)  
@ Chicago Cardinals, 11/27/38 (Rams 2, Cardinals 5)

**PENALTIES****TOTAL PENALTIES****Most Penalties, Season**

142 1997  
133 1978, 1996  
131 2011

**Most Penalties, Opponent, Season**

142 1997  
133 1978, 1996  
126 2010

**Fewest Penalties, Season**

29 1941  
45 1942  
51 1959

**Fewest Penalties, Opponent, Season**

43 1945  
46 1942  
47 1941, 1958

**Most Penalties, Game**

15 Five times, last vs. Philadelphia, 12/18/05  
14 Many times, last vs. New Orleans, 11/26/00  
13 Many times, last vs. San Francisco, 11/11/12

**Most Penalties, Opponent, Game**

18 vs. Chicago Bears, 11/10/46  
vs. Cleveland, 10/7/51  
17 vs. New Orleans, 11/26/00  
16 @ Chicago Bears, 10/10/48

**Most Penalties, Both Teams, Game**

31 vs. New Orleans, 11/26/00 (Rams 14, Saints 17)  
27 vs. Chicago Bears, 11/10/46 (Rams 9, Bears 18)  
26 vs. New Orleans, 11/8/81 (Rams 13, Saints 13)  
vs. Cincinnati, 9/1/96 (Rams 11, Bengals 15)  
@ Buffalo, 11/21/04 (Rams 11, Bills 15)  
@ San Francisco, 11/14/10 (Rams 12, 49ers 14)

**Fewest Penalties, Game**

0 vs. New Orleans, 12/9/90  
vs. Baltimore, 12/18/65  
@ Chicago, 11/29/42  
@ New York, 11/16/41  
1 Many times, last vs. Atlanta, 1/6/02  
2 Many times, last @ Tampa Bay, 12/18/00

**Fewest Penalties, Opponent, Game**

0 @ New England 10/26/08  
vs. Chicago, 9/24/95  
vs. Minnesota, 11/19/72  
vs. New York, 9/27/41  
1 Many times, last @ Seattle, 9/10/00  
2 Many times, last vs. Pittsburgh, 12/20/07

**Fewest Penalties, Both Teams, Game**

1 vs. New York Yanks, 9/27/53 (Rams 1, Yanks 0)  
2 vs. Green Bay, 12/16/62 (Rams 1, Packers 1)  
vs. Baltimore, 12/18/65 (Rams 0, Colts 2)  
3 Many times, last @ Phoenix, 12/5/93 (Rams 1, Cardinals 2)

**YARDS PENALIZED****Most Yards Penalized, Season**

1,169 1978  
1,091 2016  
1,065 1997

**Most Yards Penalized, Opponent, Season**

1,066 2005  
1,064 1997  
1,028 1951

**Fewest Yards Penalized, Season**

195 1938  
220 1939  
218 1937

**Fewest Yards Penalized, Opponent, Season**

220 1939  
249 1938  
318 1939



**Most Yards Penalized, Game**

- 162 vs. Baltimore, 10/22/50
- 149 @ Dallas, 11/6/60
- 145 @ Chicago Bears, 10/19/58

**Most Yards Penalized, Opponent, Game**

- 177 vs. San Francisco, 9/18/94
- 173 vs. Minnesota, 9/22/67
- 150 vs. Detroit, 10/3/52
- 137 @ Baltimore, 11/22/15

**Most Yards Penalized, Both Teams, Game**

- 269 vs. Green Bay, 12/3/50 (Rams 123, Packers 146)
- 267 vs. Minnesota, 9/22/67 (Rams 94, Vikings 173)
- 253 @ Atlanta, 11/19/67 (Rams 135, Falcons 118)

**Fewest Yards Penalized, Game**

- 0 Many times, last vs. New Orleans, 12/9/90
- 5 Many times, Last @ Arizona, 12/7/08
- 7 @ New Orleans, 10/30/88
- @ Detroit, 10/12/58

**Fewest Yards Penalized, Opponent, Game**

- †0 Three times, last @ New England, 10/26/08
- 5 Many times, last @ Atlanta, 10/14/93
- 7 @ New Orleans, 10/30/88
- @ Green Bay 12/20/92

**Fewest Yards Penalized, Both Teams, Game**

- 10 vs. Green Bay, 12/16/62 (Rams 5, Packers 5)
- 15 vs. Chicago Cards, 11/23/41 (Rams 5, Cardinals 10)
- vs. New York Yanks, 9/27/53 (Rams 15, Yanks 0)
- 20 Many times, last @ Phoenix, 12/5/93 (Rams 10, Cardinals 10)







**Bold denotes player active with Rams**

*Italics denotes rookie*

## **RUSHING**

|            |   |                       |                           |
|------------|---|-----------------------|---------------------------|
| 247        | Willie Ellison vs. New Orleans Saints .....     | Dec. 5, 1971          | (26 carries, 1 TD)        |
| 223        | <i>Tom Wilson vs. Green Bay Packers .....</i>   | <i>Dec. 16, 1956</i>  | <i>(23 carries, 0 TD)</i> |
| 221        | Greg Bell vs. Green Bay Packers .....           | Sept. 24, 1989        | (28 carries, 2 TD)        |
| 220        | Marshall Faulk @ New Orleans Saints .....       | Dec. 24, 2000         | (32 carries, 2 TD)        |
| 215        | Eric Dickerson vs. Houston Oilers .....         | Dec. 9, 1984          | (27 carries, 2 TD)        |
| 213        | Charles White @ St. Louis Cardinals .....       | Nov. 15, 1987         | (34 carries, 1 TD)        |
| 212        | <i>Jerome Bettis @ New Orleans Saints .....</i> | <i>Dec. 12, 1993</i>  | <i>(28 carries, 1 TD)</i> |
| 210        | Greg Bell @ New England Patriots .....          | Dec. 24, 1989         | (26 carries, 1 TD)        |
| 208        | Eric Dickerson @ St. Louis Cardinals .....      | Nov. 4, 1984          | (21 carries, 0 TD)        |
| 208        | Marshall Faulk vs. Atlanta Falcons .....        | Oct. 15, 2000         | (25 carries, 1 TD)        |
| 207        | Eric Dickerson vs. Tampa Bay Buccaneers .....   | Oct. 5, 1986          | (30 carries, 2 TD)        |
| 205        | Dan Towler @ Baltimore Ravens .....             | Nov. 22, 1953         | (14 carries, 1 TD)        |
| 202        | Marshall Faulk @ Carolina Panthers .....        | Dec. 23, 2001         | (30 carries, 2 TD)        |
| 199        | Ollie Matson @ Chicago Bears .....              | Oct. 11, 1959         | (31 carries, 3 TD)        |
| 199        | <i>Eric Dickerson vs. Detroit Lions .....</i>   | <i>Oct. 2, 1983</i>   | <i>(30 carries, 2 TD)</i> |
| 195        | Trung Canidate @ New York Jets .....            | Oct. 21, 2001         | (23 carries, 2 TD)        |
| 193        | Eric Dickerson @ St. Louis Cardinals .....      | Sept. 7, 1986         | (38 carries, 2 TD)        |
| 192        | <i>Eric Dickerson @ New York Jets .....</i>     | <i>Sept. 25, 1983</i> | <i>(28 carries, 2 TD)</i> |
| 191        | Eric Dickerson @ Tampa Bay Buccaneers .....     | Nov. 25, 1984         | (28 carries, 3 TD)        |
| 183        | Marshall Faulk vs. Carolina Panthers .....      | Nov. 11, 2001         | (15 carries, 2 TD)        |
| 183        | Marshall Faulk vs. Seattle Seahawks .....       | Oct. 20, 2002         | (32 carries, 3 TD)        |
| 181        | Marshall Faulk @ Atlanta Falcons .....          | Oct. 17, 1999         | (18 carries, 1 TD)        |
| 179        | Steven Jackson vs. Jacksonville Jaguars .....   | Oct. 30, 2005         | (25 carries, 0 TD)        |
| 178        | Marshall Faulk @ Arizona Cardinals .....        | Nov. 3, 2002          | (27 carries, 1 TD)        |
| 170        | Eric Dickerson vs. Atlanta Falcons .....        | Oct. 26, 1986         | (30 carries, 0 TD)        |
| 169        | Dick Bass @ Chicago Bears .....                 | Dec. 9, 1962          | (20 carries, 1 TD)        |
| 168        | Marshall Faulk vs. Atlanta Falcons .....        | Jan. 6, 2002          | (20 carries, 1 TD)        |
| 166        | Ron Waller vs. Philadelphia Eagles .....        | Sept. 30, 1956        | (20 carries, 1 TD)        |
| 166        | Charles White vs. Pittsburgh Steelers .....     | Oct. 11, 1987         | (33 carries, 1 TD)        |
| 164        | Eric Dickerson @ New Orleans Saints .....       | Oct. 14, 1984         | (20 carries, 0 TD)        |
| 161        | Steven Jackson @ Atlanta Falcons .....          | Dec. 28, 2008         | (30 carries, 2 TD)        |
| 160        | Steven Jackson vs. Dallas Cowboys .....         | Oct. 10, 2008         | (25 carries, 3 TD)        |
| 159        | Charles White vs. Atlanta Falcons .....         | Dec. 13, 1987         | (29 carries, 2 TD)        |
| 159        | Steven Jackson vs. New Orleans Saints .....     | Oct. 30, 2011         | (25 carries, 2 TD)        |
| <b>159</b> | <b>Todd Gurley II @ Green Bay Packers .....</b> | <b>Oct. 11, 2015</b>  | <b>(30 carries, 0 TD)</b> |
| 158        | Greg Hill, @ Buffalo Bills .....                | Sept. 20, 1998        | (19 carries, 2 TD)        |
| 158        | Marshall Faulk vs. Oakland Raiders .....        | Oct. 13, 2002         | (26 carries, 0 TD)        |
| 155        | Charles White @ Atlanta Falcons .....           | Oct. 18, 1987         | (31 carries, 0 TD)        |
| 155        | Dan Towler vs. New York Yanks .....             | Nov. 18, 1951         | (13 carries, 1 TD)        |
| 154        | Marshall Faulk @ New Orleans Saints .....       | Dec. 12, 1999         | (29 carries, 1 TD)        |
| 154        | Dan Towler vs. Chicago Bears .....              | Oct. 25, 1953         | (24 carries, 1 TD)        |
| <b>152</b> | <b>Todd Gurley II @ Seattle Seahawks .....</b>  | <b>Dec. 17, 2017</b>  | <b>(21 carries, 3 TD)</b> |
| 152        | Lawrence McCutcheon @ New Orleans Saints .....  | Nov. 25, 1973         | (20 carries, 0 TD)        |
| 152        | Lawrence McCutcheon @ Chicago Bears .....       | Dec. 2, 1973          | (24 carries, 0 TD)        |
| 152        | Lawrence McCutcheon vs. Atlanta Falcons .....   | Dec. 11, 1977         | (17 carries, 0 TD)        |
| 150        | Eric Dickerson @ Seattle Seahawks .....         | Sept. 23, 1985        | (31 carries, 3 TD)        |
| 150        | Eric Dickerson vs. Green Bay Packers .....      | Nov. 24, 1985         | (31 carries, 1 TD)        |
| 150        | Steven Jackson vs. Washington Redskins .....    | Dec. 24, 2006         | (33 carries, 1 TD)        |



## CAREER 100-YARD RUSHING GAMES

| Games     | Player                      | W-L-T       |
|-----------|-----------------------------|-------------|
| 38        | Eric Dickerson .....        | 27-11       |
| 33        | Steven Jackson .....        | 17-15-1     |
| 27        | Marshall Faulk .....        | 27-0        |
| 22        | Lawrence McCutcheon .....   | 19-2-1      |
| <b>11</b> | <b>Todd Gurley II .....</b> | <b>10-1</b> |
| 11        | Jerome Bettis .....         | 3-8         |
| 10        | Dick Bass .....             | 6-4         |
| 10        | Dan Towler .....            | 10-0        |
| 8         | Wendell Tyler .....         | 6-2         |
| 8         | Charles White .....         | 7-1         |
| 7         | Greg Bell .....             | 6-1         |
| 7         | Paul (Tank) Younger .....   | 3-3-1       |
| 6         | Cleveland Gary .....        | 4-2         |
| 5         | Jon Arnett .....            | 2-3         |
| 5         | Willie Ellison .....        | 2-2-1       |
| 5         | Ron Waller .....            | 4-1         |
| 5         | Tim Wilson .....            | 2-3         |
| 4         | Skeet Quinlan .....         | 1-3         |
| 4         | Zac Stacy .....             | 2-2         |

| Games | Player.....             | W-L-T |
|-------|-------------------------|-------|
| 3     | Cullen Bryant.....      | 3-0   |
| 3     | John Cappelletti .....  | 2-0-1 |
| 3     | Ollie Matson .....      | 2-1   |
| 3     | Lawrence Phillips ..... | 3-0   |
| 2     | Trung Canidate .....    | 2-0   |
| 2     | Dick Hoerner .....      | 1-0-1 |
| 2     | Les Josephson .....     | 2-0   |
| 2     | Joe Marconi.....        | 2-0   |
| 2     | Elvis Peacock.....      | 2-0   |
| 2     | Bob Thomas.....         | 2-0   |
| 2     | Tre Mason .....         | 2-0   |
| 1     | Benny Cunningham.....   | 1-0   |
| 1     | Jim Bertelsen .....     | 1-0   |
| 1     | Robert Delpino .....    | 1-0   |
| 1     | Harold Green.....       | 1-0   |
| 1     | Greg Hill.....          | 1-0   |
| 1     | Brian Leonard.....      | 0-1   |
| 1     | Jerald Moore .....      | 1-0   |
| 1     | Kenny Washington .....  | 1-0   |
| 1     | Justin Watson.....      | 1-0   |

## GAMES WITH MORE THAN ONE 100-YARD RUSHER

|                |   |
|----------------|---|
| Nov. 8, 1953   | vs. San Francisco, Skeet Quinlan (11-119) and Paul Younger (12-101)     |
| Oct. 24, 1954  | vs. Chicago Bears, Dan Towler (15-123) and Paul Younger (27-106)        |
| Oct. 31, 1954  | vs. Detroit, Paul Younger (18-140) and Skeet Quinlan (13-119)           |
| Dec. 4, 1955   | vs. Baltimore, Ron Waller (24-138) and Paul Younger (25-132)            |
| Sept. 16, 1973 | @ Kansas City, Jim Bertelsen (28-143) and Lawrence McCutcheon (21-120)  |
| Sept. 12, 1976 | @ Atlanta, Lawrence McCutcheon (26-115) and John Cappelletti (22-102)   |
| Sept. 19, 1976 | @ Minnesota, John Cappelletti (28-128) and Lawrence McCutcheon (29-110) |
| Nov. 11, 1996  | vs. Atlanta, Lawrence Phillips (14-106) and Harold Green (13-106)       |
| Nov. 11, 2001  | vs. Carolina, Marshall Faulk (15-183) and Trung Canidate (16-145)       |

## PASSING

|            |   |                      |                               |
|------------|---|----------------------|-------------------------------|
| 554        | Norm Van Brocklin vs. New York Yanks..... | Sept. 28, 1951       | (30 / 46, 0 TD, 0 Int)        |
| 509        | Vince Ferragamo vs. Chicago.....          | Dec. 26, 1982        | (30 / 46, 3 TD, 2 Int)        |
| 454        | Jim Everett @ New Orleans .....           | Nov. 26, 1989        | (29 / 51, 1 TD, 2 Int)        |
| 453        | Marc Bulger vs. San Diego .....           | Nov. 10, 2002        | (36 / 48, 4 TD, 0 Int)        |
| 450        | Marc Bulger vs. New York Jets.....        | Jan. 2, 2005         | (29 / 39, 3 TD, 2 Int)        |
| 448        | Marc Bulger @ Green Bay.....              | Nov. 29, 2004        | (35 / 53, 2 TD, 1 Int)        |
| 442        | Marc Bulger @ New York Giants.....        | Oct. 2, 2005         | (40 / 62, 2 TD, 3 Int)        |
| 441        | Kurt Warner vs. Denver .....              | Sept. 4, 2000        | (25 / 35, 3 TD, 3 Int)        |
| 436        | James Harris @ Miami.....                 | Oct. 3, 1976         | (17 / 29, 2 TD, 1 Int)        |
| 431        | Trent Green vs. Carolina.....             | Nov. 5, 2000         | (29 / 42, 2 TD, 0 Int)        |
| 406        | Jim Hardy vs. Chicago Cardinals.....      | Oct. 31, 1948        | (28 / 53, 3 TD, 2 Int)        |
| 401        | Tony Banks @ Atlanta .....                | Nov. 2, 1997         | (30 / 42, 2 TD, 1 Int)        |
| 401        | Kurt Warner @ New England .....           | Nov. 18, 2001        | (23 / 34, 3 TD, 2 Int)        |
| 394        | Kurt Warner vs. San Francisco .....       | Sept. 17, 2000       | (23 / 34, 2 TD, 2 Int)        |
| 390        | Kurt Warner vs. San Diego .....           | Oct. 1, 2000         | (24 / 30, 4 TD, 0 Int)        |
| 388        | Marc Bulger vs. Washington .....          | Dec. 24, 2006        | (25 / 38, 4 TD, 0 Int)        |
| 385        | Kurt Warner vs. New Orleans .....         | Oct. 28, 2001        | (29 / 47, 1 TD, 4 Int)        |
| 378        | Marc Bulger @ San Francisco .....         | Nov. 2, 2003         | (26 / 42, 1 TD, 2 Int)        |
| 377        | Jim Everett @ Philadelphia .....          | Nov. 6, 1988         | (24 / 45, 2 TD, 4 Int)        |
| 377        | Sam Bradford vs. Minnesota.....           | Dec. 16, 2012        | (35/55, 3 TD, 1 Int)          |
| 375        | Marc Bulger @ Pittsburgh.....             | Oct. 26, 2003        | (22 / 37, 1 TD, 0 Int)        |
| 375        | Austin Davis @ Philadelphia.....          | Oct. 5, 2014         | (29/49, 3 TD, 0 Int)          |
| 372        | Billy Wade @ Green Bay .....              | Nov. 16, 1958        | (19 / 42, 1 TD, 2 Int)        |
| 372        | Jim Everett vs. Cincinnati.....           | Oct. 7, 1990         | (25 / 46, 2 TD, 0 Int)        |
| 372        | Mark Rypien vs. Buffalo .....             | Dec. 10, 1995        | (31 / 55, 1 TD, 2 Int)        |
| 368        | Jim Everett vs. Indianapolis .....        | Sept. 17, 1989       | (28 / 35, 3 TD, 1 Int)        |
| 368        | Marc Bulger vs. San Francisco .....       | Sept. 19, 2007       | (24 / 41, 1 TD, 0 Int)        |
| 366        | Trent Green vs. Washington .....          | Nov. 20, 2000        | (23 / 38, 2 TD, 1 Int)        |
| 365        | Jim Everett @ Denver .....                | Nov. 27, 1988        | (25 / 47, 2 TD, 1 Int)        |
| 365        | Jim Everett vs. New Orleans.....          | Dec. 9, 1990         | (31 / 50, 1 TD, 2 Int)        |
| 362        | Marc Bulger @ San Francisco .....         | Sept. 11, 2005       | (34 / 56, 2 TD, 1 Int)        |
| 360        | Marc Bulger vs. Seattle.....              | Oct. 15, 2006        | (26 / 39, 3 TD, 1 Int)        |
| 359        | Kurt Warner vs. Indianapolis .....        | Dec. 30, 2001        | (23 / 30, 3 TD, 1 Int)        |
| 358        | Marc Bulger vs. New Orleans .....         | Sept. 26, 2004       | (32 / 49, 1 TD, 0 Int)        |
| 356        | Billy Wade @ Baltimore .....              | Nov. 23, 1958        | (24 / 41, 0 TD, 2 Int)        |
| 356        | Marc Bulger vs. Chicago .....             | Dec. 11, 2006        | (34 / 55, 3 TD, 0 Int)        |
| <b>355</b> | <b>Jared Goff vs. Houston .....</b>       | <b>Nov. 12, 2017</b> | <b>(25 / 37, 3 TD, 0 Int)</b> |
| <b>354</b> | <b>Jared Goff vs. New Orleans .....</b>   | <b>Nov. 26, 2017</b> | <b>(28 / 43, 2 TD, 1 Int)</b> |
| 354        | Jamie Martin vs. San Francisco.....       | Dec. 24, 2005        | (33 / 41, 1 TD, 2 Int)        |
| 354        | Marc Bulger vs. Kansas City.....          | Nov. 5, 2006         | (31 / 42, 1 TD, 0 Int)        |
| 353        | Tony Banks @ Baltimore .....              | Oct. 27, 1996        | (26 / 40, 1 TD, 1 Int)        |



|     |                              |                |                        |
|-----|------------------------------|----------------|------------------------|
| 352 | Marc Bulger vs. Atlanta..... | Oct. 13, 2003  | (23 / 34, 2 TD, 2 Int) |
| 352 | Sam Bradford @ Atlanta.....  | Sept. 15, 2013 | (32 / 55, 3 TD, 1 Int) |
| 351 | Kurt Warner @ Carolina.....  | Dec. 5, 1999   | (22 / 31, 3 TD, 2 Int) |

### CAREER 300-YARD PASSING GAMES

| Games    | Player                 | W-L-T      | Games | Player                | W-L-T |
|----------|------------------------|------------|-------|-----------------------|-------|
| 30       | Kurt Warner.....       | 22-8       | 3     | Bill Wade.....        | 1-2   |
| 27       | Marc Bulger.....       | 12-15      | 2     | Dieter Brock.....     | 0-2   |
| 20       | Jim Everett.....       | 10-10      | 2     | Bob Waterfield.....   | 2-0   |
| 7        | Sam Bradford.....      | 2-5        | 2     | Austin Davis.....     | 0-2   |
| <b>5</b> | <b>Jared Goff.....</b> | <b>5-0</b> | 1     | Zeke Bratkowski.....  | 1-0   |
| 5        | Norm Van Brocklin..... | 4-1        | 1     | Ryan Fitzpatrick..... | 1-0   |
| 3        | Tony Banks.....        | 1-2        | 1     | Gus Frerotte.....     | 1-0   |
| 3        | Vince Ferragamo.....   | 1-2        | 1     | Pat Haden.....        | 0-1   |
| 3        | Roman Gabriel.....     | 2-1        | 1     | Jim Hardy.....        | 0-1   |
| 3        | Trent Green.....       | 2-1        | 1     | James Harris.....     | 1-0   |
| 3        | Chris Miller.....      | 1-2        | 1     | Case Keenum.....      | 0-1   |
| 3        | Mark Rypien.....       | 0-3        | 1     | Jamie Martin.....     | 1-0   |

### RECEIVING

|            |   |                      |                             |
|------------|---|----------------------|-----------------------------|
| 336        | *Willie Anderson @ New Orleans.....     | Nov. 26, 1989        | (15 receptions, 1 TD)       |
| 303        | Jim Benton @ Detroit.....               | Nov. 22, 1945        | (10 receptions, 1 TD)       |
| 238        | Harold Jackson vs. Dallas.....          | Oct. 14, 1973        | (7 receptions, 4 TD)        |
| 233        | Isaac Bruce @ Atlanta.....              | Nov. 2, 1997         | (10 receptions, 3 TD)       |
| 230        | Henry Ellard vs. Indianapolis.....      | Sept. 17, 1989       | (12 receptions, 1 TD)       |
| 229        | Isaac Bruce @ Baltimore.....            | Oct. 27, 1996        | (11 receptions, 1 TD)       |
| 226        | <i>Eddie Kennison @ Atlanta.....</i>    | <i>Dec. 15, 1996</i> | <i>(5 receptions, 3 TD)</i> |
| 220        | Ron Jessie @ Miami.....                 | Oct. 3, 1976         | (7 receptions, 2 TD)        |
| 210        | Isaac Bruce vs. Miami.....              | Dec. 24, 1995        | (15 receptions, 1 TD)       |
| 208        | <i>Jim Phillips @ Green Bay.....</i>    | <i>Nov. 16, 1958</i> | <i>(8 receptions, 1 TD)</i> |
| 207        | Carroll Dale @ Detroit.....             | Nov. 17, 1963        | (7 receptions, 3 TD)        |
| 204        | Marshall Faulk (RB) vs. Chicago.....    | Dec. 26, 1999        | (12 receptions, 1 TD)       |
| 203        | Torry Holt vs. Indianapolis.....        | Dec. 30, 2001        | (7 receptions, 2 TD)        |
| 202        | Jim Benton @ New York Yanks.....        | Dec. 5, 1946         | (12 receptions, 2 TD)       |
| 200        | Tommy McDonald vs. Cleveland.....       | Dec. 12, 1965        | (6 receptions, 2 TD)        |
| 200        | Torry Holt @ San Francisco.....         | Nov. 2, 2003         | (11 receptions, 1 TD)       |
| 196        | Elroy Hirsch vs. Green Bay.....         | Dec. 12, 1953        | (9 receptions, 0 TD)        |
| 195        | Elroy Hirsch vs. Chicago Cardinals..... | Nov. 11, 1951        | (6 receptions, 2 TD)        |
| 192        | Isaac Bruce, vs. Minnesota.....         | Sept. 13, 1998       | (11 receptions, 1 TD)       |
| 191        | Isaac Bruce, vs. Atlanta.....           | Oct. 12, 1995        | (10 receptions, 2 TD)       |
| 189        | Tom Fears vs. Green Bay.....            | Dec. 3, 1950         | (3 receptions, 2 TD)        |
| 189        | Torry Holt @ Atlanta.....               | Sept. 24, 2000       | (3 receptions, 2 TD)        |
| 188        | Isaac Bruce vs. San Francisco.....      | Sept. 17, 2000       | (8 receptions, 1 TD)        |
| 183        | George Farmer vs. Chicago.....          | Dec. 26, 1982        | (9 receptions, 1 TD)        |
| 181        | Isaac Bruce @ Indianapolis.....         | Oct. 1, 1995         | (8 receptions, 2 TD)        |
| 179        | Isaac Bruce vs. New Orleans.....        | Oct. 28, 2001        | (7 receptions, 1 TD)        |
| 175        | Del Shofner vs. Baltimore.....          | Dec. 6, 1958         | (5 receptions, 1 TD)        |
| 174        | Torry Holt @ Pittsburgh.....            | Oct. 26, 2003        | (7 receptions, 1 TD)        |
| 173        | Elroy Hirsch @ New York Yanks.....      | Sept. 28, 1951       | (9 receptions, 4 TD)        |
| 173        | Isaac Bruce vs. San Francisco.....      | Oct. 22, 1995        | (9 receptions, 0 TD)        |
| 172        | Torry Holt vs. Minnesota.....           | Dec. 10, 2000        | (9 receptions, 0 TD)        |
| <b>171</b> | <b>Robert Woods vs. Houston.....</b>    | <b>Nov. 12, 2017</b> | <b>(8 receptions, 2 TD)</b> |
| 171        | Henry Ellard @ Detroit.....             | Dec. 6, 1987         | (7 receptions, 1 TD)        |
| 170        | Isaac Bruce @ Green Bay.....            | Nov. 29, 2004        | (9 receptions, 1 TD)        |
| 169        | Del Shofner @ Detroit.....              | Nov. 15, 1959        | (5 receptions, 1 TD)        |
| 168        | Elroy Hirsch @ Green Bay.....           | Oct. 11, 1953        | (8 receptions, 0 TD)        |
| 167        | Henry Ellard @ Denver.....              | Nov. 27, 1988        | (11 receptions, 2 TD)       |
| 167        | Isaac Bruce vs. San Diego.....          | Oct. 1, 2000         | (9 receptions, 2 TD)        |
| 166        | Henry Ellard @ Philadelphia.....        | Nov. 6, 1988         | (7 receptions, 1 TD)        |
| 165        | Henry Ellard vs. Atlanta.....           | Oct. 8, 1989         | (8 receptions, 0 TD)        |
| 165        | Torry Holt @ Tampa Bay.....             | Dec. 18, 2000        | (9 receptions, 1 TD)        |
| 163        | Elroy Hirsch @ San Francisco.....       | Oct. 28, 1951        | (4 receptions, 1 TD)        |
| 163        | Jim Phillips vs. Chicago.....           | Sept. 23, 1961       | (9 receptions, 0 TD)        |
| 163        | Henry Ellard vs. Phoenix.....           | Nov. 19, 1989        | (7 receptions, 2 TD)        |
| 163        | Isaac Bruce vs. San Diego.....          | Nov. 10, 2002        | (10 receptions, 3 TD)       |
| 163        | Torry Holt, vs. Tennessee.....          | Sept. 25, 2005       | (9 receptions, 1 TD)        |
| 163        | Torry Holt, vs. San Francisco.....      | Dec. 24, 2005        | ( 10 receptions, 1 TD)      |
| 163        | <i>Donnie Avery @ New England.....</i>  | <i>Oct. 26, 2008</i> | <i>(6 receptions, 1 TD)</i> |
| 162        | Tom Fears @ New York Yanks.....         | Sept. 28, 1951       | (7 receptions, 0 TD)        |
| 161        | Torry Holt vs. Atlanta.....             | Oct. 13, 2003        | (11 receptions, 2 TD)       |
| 160        | Danny Amendola.....                     | Sept. 16, 2012       | (15 receptions, 1 TD)       |
| 160        | Henry Ellard vs. Kansas City.....       | Nov. 10, 1991        | (8 receptions, 1 TD)        |



|            |  |                      |                              |
|------------|--|----------------------|------------------------------|
| 160        | Torry Holt vs. San Francisco.....      | Dec. 5, 2004         | (10 receptions, 1 TD)        |
| 159        | Tom Fears vs. Washington.....          | Dec. 11, 1949        | (10 receptions, 2 TD)        |
| <b>158</b> | <b>Todd Gurley II @ Tennessee.....</b> | <b>Dec. 24, 2017</b> | <b>(10 receptions, 2 TD)</b> |
| 157        | Elroy Hirsch @ New York Yanks .....    | Nov. 19, 1954        | (5 receptions, 0 TD)         |
| 157        | Bob Boyd vs. San Francisco.....        | Oct. 3, 1954         | (5 receptions, 1 TD)         |
| 155        | Tommy McDonald @ Chicago .....         | Oct. 10, 1965        | (9 receptions, 0 TD)         |
| 154        | Jim Phillips @ New York Giants .....   | Oct 22, 1961         | (8 receptions, 1 TD)         |
| 154        | Willie Anderson @ Atlanta .....        | Sept. 11, 1994       | (5 receptions, 1 TD)         |
| 154        | Torry Holt vs. Seattle .....           | Oct. 15, 2006        | (8 receptions, 3 TD)         |
| 152        | Isaac Bruce @ Cincinnati.....          | Oct. 3, 1999         | (6 receptions, 0 TD)         |
| 152        | Drew Hill @ Pittsburgh.....            | Sept. 16, 1984       | (4 receptions, 1 TD)         |
| 151        | Jim Benton, @ Chicago.....             | Oct. 21, 1945        | (7 receptions, 1 TD)         |
| 151        | Jim Phillips, @ Dallas .....           | Nov. 6, 1960         | (7 receptions, 2 TD)         |
| 151        | Jack Snow, @ Baltimore.....            | Oct. 15, 1967        | (3 receptions, 2 TD)         |
| 151        | Ron Jessie, @ Atlanta .....            | Nov. 16, 1975        | (10 receptions, 1 TD)        |
| 151        | Torry Holt @ Carolina.....             | Dec. 12, 2004        | (6 receptions, 1 TD)         |
| 150        | Elroy Hirsch, @ San Francisco.....     | Oct. 7, 1956         | (8 receptions, 2 TD)         |
| 150        | Jack Snow, vs. Detroit.....            | Dec. 14, 1970        | (7 receptions, 0 TD)         |

\*NFL Record

### **GAMES WITH MORE THAN ONE 100-YARD RECEIVER**

|                |   |
|----------------|---|
| Dec. 11, 1949  | vs. Washington, Tom Fears (10-159) and Bob Shaw (5 -137)                                  |
| Sept. 22, 1950 | vs. New York Yanks, Glen Davis (5-103) and Dick Hoerner (4-105)                           |
| Nov. 19, 1950  | @ New York Yanks, Dick Hoerner (14-125) and Elroy Hirsch (8-157)                          |
| Sept. 28, 1951 | @ New York Yanks, Tom Fears (7-162), Elroy Hirsch (9-173), and Verda (V.T.) Smith (2-103) |
| Dec. 14, 1952  | vs. Pittsburgh, Tom Fears (10-122) and Elroy Hirsch (4-108)                               |
| Oct. 4, 1953   | @ San Francisco, Bob Boyd (4-107) and Elroy Hirsch (9-107)                                |
| Sept. 26, 1954 | @ Baltimore, Skeet Quinlan (4-135) and Bob Boyd (4-121)                                   |
| Oct. 10, 1954  | @ Detroit, Bob Boyd (8-128) and Elroy Hirsch (6-105)                                      |
| Nov. 21, 1954  | @ New York Giants, Bob Boyd (5-103) and Tom Fears (9-136)                                 |
| Dec. 12, 1954  | vs. Green Bay, Bob Boyd (4-106) and Elroy Hirsch (5-119)                                  |
| Oct. 7, 1956   | @ San Francisco, Elroy Hirsch (8-150) and Bob Boyd (7-119)                                |
| Nov. 23, 1958  | @ Baltimore, Lamar Lundy (6-103) and Del Shofner (8-110)                                  |
| Oct. 11, 1964  | @ Chicago, Jim Phillips (7-110) and Bucky Pope (4-108)                                    |
| Nov. 1, 1964   | @ Detroit, Carroll Dale (7-109) and Marlin McKeever (6-100)                               |
| Dec. 4, 1976   | vs. Atlanta, Ron Jessie (4-112) and Dwight Scales (2-102)                                 |
| Dec. 26, 1982  | vs. Chicago, George Farmer (9-183) and Preston Dennard (5-122)                            |
| Sept. 9, 1990  | @ Green Bay, Henry Ellard (6-106) and Willie Anderson (5-128)                             |
| Oct. 7, 1990   | vs. Cincinnati, Henry Ellard (7-100) and Willie Anderson (7-144)                          |
| Dec. 9, 1990   | vs. New Orleans, Henry Ellard (5-107) and Willie Anderson (5-123)                         |
| Sept. 1, 1991  | vs. Phoenix, Robert Delpino (10-113) and Henry Ellard (7-116)                             |
| Dec. 5, 1999   | @ Carolina, Isaac Bruce (6-111) and Az-Zahir Hakim (4-122)                                |
| Dec. 12, 1999  | @ New Orleans, Isaac Bruce (4-102) and Torry Holt (6-113)                                 |
| Sept. 4, 2000  | vs. Denver, Az-Zahir Hakim (5-118), Torry Holt (6-103), and Marshall Faulk (4-100)        |
| Oct. 1, 2000   | vs. San Diego, Isaac Bruce (9-167), Marshall Faulk (6-116), and Az-Zahir Hakim (5-104)    |
| Nov. 5, 2000   | vs. Carolina, Az-Zahir Hakim (8-147) and Torry Holt (4-130)                               |
| Nov. 10, 2002  | vs. San Diego, Isaac Bruce (10-163) and Torry Holt (7-118)                                |
| Sept. 7, 2003  | @ New York Giants, Isaac Bruce (8-120), and Torry Holt (7-111)                            |
| Sept. 19, 2004 | @ Atlanta, Torry Holt (9-121) and Isaac Bruce (5-102)                                     |
| Oct. 1, 2006   | vs. Detroit, Isaac Bruce (7-100) and Torry Holt (6-102)                                   |
| Dec. 24, 2006  | vs. Washington, Isaac Bruce (9-148) and Steven Jackson (6-102)                            |
| Sept. 21, 2017 | @ San Francisco, Robert Woods (6-108) and Sammy Watkins (6-106)                           |

### **CAREER 100-YARD RECEIVING GAMES**

| Games | Player                    | W-L-T | Games    | Player                        | W-L-T      |
|-------|---------------------------|-------|----------|-------------------------------|------------|
| 46    | Torry Holt .....          | 27-19 | 4        | Martin McKeever (TE).....     | 1-3        |
| 43    | Isaac Bruce .....         | 22-21 | 3        | Preston Dennard .....         | 1-2        |
| 26    | Henry Ellard .....        | 12-14 | 3        | Drew Hill.....                | 1-2        |
| 21    | Elroy Hirsch.....         | 12-9  | 3        | Amp Lee (RB) .....            | 1-2        |
| 16    | Tom Fears.....            | 8-7-1 | 3        | Bucky Pope .....              | 1-2        |
| 15    | Bob Boyd.....             | 9-5-1 | <b>2</b> | <b>Robert Woods.....</b>      | <b>2-0</b> |
| 14    | Jim Phillips.....         | 4-9-1 | 2        | Bob Carey .....               | 1-1        |
| 10    | Jack Snow.....            | 5-4-1 | 2        | Robert Delpino (RB).....      | 0-2        |
| 9     | Willie Anderson.....      | 4-5   | 2        | George Farmer.....            | 0-2        |
| 8     | Carroll Dale .....        | 2-5-1 | 2        | Steven Jackson (RB) .....     | 1-1        |
| 8     | Harold Jackson.....       | 5-3   | 2        | Eddie Kennison .....          | 1-1        |
| 8     | Del Shofner .....         | 2-6   | <b>2</b> | <b>Cooper Kupp</b>            | <b>1-1</b> |
| 6     | Tommy McDonald.....       | 4-2   | 2        | Willie Miller.....            | 1-1        |
| 5     | Kenny Britt.....          | 2-3   | 2        | Ricky Proehl.....             | 2-0        |
| 5     | Bernie Casey.....         | 3-0-2 | 2        | Verda (V. T.) Smith (RB)..... | 1-1        |
| 5     | Ron Jessie .....          | 5-0   | 2        | Billy Truax (TE).....         | 2-0        |
| 4     | Jim Benton .....          | 3-1   | 2        | Wendell Tucker .....          | 2-0        |
| 4     | Marshall Faulk (RB) ..... | 4-0   | 2        | Danny Amendola.....           | 1-0-1      |
| 4     | Az-Zahir Hakim .....      | 3-1   | 2        | Chris Givens.....             | 1-1        |



| Games | Player.....            | W-L-T |
|-------|------------------------|-------|
| 1     | Danario Alexander (WR) | 0-1   |
| 1     | Jon Arnett (RB)        | 0-1   |
| 1     | Donnie Avery (WR)      | 0-1   |
| 1     | Johnny Bailey (RB)     | 0-1   |
| 1     | Mike Barber (TE)       | 0-1   |
| 1     | Jim Bertlesen (RB)     | 0-1   |
| 1     | Ron Brown              | 1-0   |
| 1     | Leon Clarke            | 1-0   |
| 1     | Mark Clayton (WR)      | 0-1   |
| 1     | Aaron Cox              | 1-0   |
| 1     | Kevin Curtis           | 1-0   |
| 1     | Glen Davis             | 1-0   |
| 1     | Troy Drayton (TE)      | 1-0   |
| 1     | Pete Holohan (TE)      | 1-0   |
| 1     | Tom Keane              | 1-0   |

| Games | Player.....           | W-L-T      |
|-------|-----------------------|------------|
| 1     | Lamar Lundy (TE)      | 0-1        |
| 1     | Ollie Matson (RB)     | 0-1        |
| 1     | Shaun McDonald        | 0-1        |
| 1     | Dwight Scales         | 1-0        |
| 1     | Bob Shaw              | 1-0        |
| 1     | Clendon Thomas (RB)   | 0-1        |
| 1     | Billy Waddy           | 1-0        |
| 1     | Brandon Gibson        | 1-0        |
| 1     | Lance Kendricks (TE)  | 1-0        |
| 1     | Jared Cook (TE)       | 1-0        |
| 1     | <b>Tavon Austin</b>   | <b>1-0</b> |
| 1     | Stedman Bailey        | 1-0        |
| 1     | <b>Sammy Watkins</b>  | <b>1-0</b> |
| 1     | <b>Todd Gurley II</b> | <b>1-0</b> |

### **GAMES WITH 300-YARD PASSER, 100-YARD RUSHER, 100-YARD RECEIVER**

|                                   |  |
|-----------------------------------|--|
| vs. San Francisco, Oct. 23, 1983  | QB Vince Ferragamo (26-35, 327 yds, 5 TD, 2 Int.); RB Eric Dickerson (25-144); TE Mike Barber (8-113, 1 TD)  |
| @ Detroit, Dec. 6, 1987           | QB Jim Everett (20-26, 324 yds, 2 TD, 2 Int.); RB Charles White (29-102, 1 TD); WR Henry Ellard (7-171, 1 TD)  |
| @ Denver, Nov. 27, 1988           | QB Jim Everett (25-47, 365 yds, 2 TD, 1 Int.); RB Greg Bell (22-112, 1 TD); WR Henry Ellard (11-167, 2 TD)   |
| vs. Atlanta, Oct. 21, 1990        | QB Jim Everett (24-38, 302 yds, 3 TD); RB Cleveland Gary (19-102, 2 TD); WR Henry Ellard (6-109, 1 TD)   |
| @ Atlanta, Dec. 15, 1996          | QB Tony Banks (11-16, 304 yds, 3 TD, 1 Int.); RB Lawrence Phillips (22-122, 1 TD); WR Eddie Kennison (5-226, 3 TD)   |
| @ Carolina, Dec. 5, 1999          | QB Kurt Warner (22-31, 351 yds, 3 TD, 2 Int.); RB Marshall Faulk (22-118); WR Az-Zahir Hakim (4-122, 2 TD); WR Isaac Bruce (6-111)                           |
| @ New Orleans, Dec. 12, 1999      | QB Kurt Warner (21-31, 346 yds, 2 TD, 1 Int.); RB Marshall Faulk (29-154, 1 TD); WR Torry Holt (6-112); WR Isaac Bruce (4-102)                               |
| vs. San Francisco, Sept. 17, 2000 | QB Kurt Warner (23-34, 394 yds, 2 TD, 2 Int.); RB Marshall Faulk (25-134, 3 TD); WR Isaac Bruce (8-188, 1 TD)  |
| vs. San Diego, Oct. 1, 2000       | QB Kurt Warner (30-24, 390, 4 TD); RB Justin Watson (14-102, 1 TD); WR Isaac Bruce (9-167, 2 TD); RB Marshall Faulk (6-116, 2 TD); WR Az-Zahir Hakim (5-104) |
| vs. Minnesota, Dec. 10, 2000      | QB Kurt Warner (27-32, 346 yds); RB Marshall Faulk (25-135, 4 TD); WR Torry Holt (9-172)   |
| @ San Francisco, Sept. 23, 2001   | QB Kurt Warner (24-35, 321 yds, 3 TD, 1 Int.); RB Marshall Faulk (18-105); WR Isaac Bruce (8-144, 1 TD)  |
| vs. Indianapolis, Dec. 30, 2001   | QB Kurt Warner (23-20, 359 yds, 3 TD, 1 Int.); RB Marshall Faulk (25-118, 3 TD); WR Torry Holt (7-203, 2 TD)   |
| @ Arizona, Nov. 23, 2003          | QB Marc Bulger (28-44, 329 yds, 1 TD, 4 Int.); RB Marshall Faulk (24-100, 1 TD); WR Torry Holt (9-145)   |
| @ Houston, Nov. 27, 2005          | QB Ryan Fitzpatrick (19-30, 310 yards, 1 TD, 3 Int.); RB Steven Jackson (25-110, 1 TD); WR Torry Holt (10-130, 1 TD)   |
| vs. Washington, Dec. 24, 2006     | QB Marc Bulger (28-38), 388 yards, 4 TD, 0 Int.); RB Steven Jackson (33-150, 1 TD); WR Isaac Bruce (9-148, 1 TD); RB Steven Jackson (6-102, 1 TD)            |
| @ Tennessee, Dec. 24, 2017        | QB Jared Goff (22-38) 301 yards, 4 TD, ) Int); RB Todd Gurley II (22, 118 rushing) RB Todd Gurley II (10, 158, 2 TD receiving)                               |

### **LARGEST MARGIN OF VICTORY**

|                   |  |
|-------------------|--|
| 59 points (59-0)  | vs. Atlanta, Dec. 4, 1976                  |
| 52 points (52-0)  | vs. Oakland, Nov. 30, 2014                 |
| 49 points (56-7)  | vs. San Francisco, Nov. 9, 1958            |
| 48 points (48-0)  | @ Baltimore, Sept. 26, 1954                |
| 43 points (70-27) | vs. Baltimore, Oct. 22, 1950               |
|                   | (45-21) vs. Baltimore, Dec. 5, 1953        |
|                   | (59-16) vs. Atlanta, Nov. 10, 1996         |
| 41 points (65-24) | vs. Detroit, Oct. 29, 1950                 |
|                   | (55-14) vs. New York Giants, Nov. 13, 1966 |
| 40 points (54-14) | @ New York Yanks, Sept. 28, 1951           |
| 39 points (42-3)  | @ Philadelphia, Nov. 3, 1975               |
|                   | (45-6) vs. Seattle, Oct. 31, 1976          |
| 37 points (46-9)  | vs. Indianapolis, Sept. 10, 2017           |

### **LARGEST MARGIN OF DEFEAT**

|                   |  |
|-------------------|--|
| 48 points (48-0)  | @ San Francisco, Dec. 27, 1987             |
| 44 points (47-3)  | @ New York Jets, Nov. 9, 2008              |
| 47 points (47-0)  | @ Chicago Bears, Nov. 29, 1942             |
| 40 points (47-7)  | @ Tennessee, Dec. 13, 2009                 |
| 39 points (49-10) | @ Kansas City, Dec. 8, 2002                |
| 38 points (52-14) | vs. Chicago Bears, Oct. 13, 1963           |
|                   | (44-6) @ Detroit, Oct. 10, 2010            |
|                   | (45-7) vs. New England, Oct. 28, 2012      |
|                   | (44-6) vs. Arizona Cardinals, Jan. 1, 2017 |
| 36 points (56-20) | @ Philadelphia, Oct. 8, 1950               |
|                   | (42-6) @ Pittsburgh, Nov. 3, 1996          |
|                   | (42-6) vs. Indianapolis, Oct. 25, 2009     |
| 35 points (35-0)  | @ San Francisco, Oct. 4, 2009              |
|                   | (38-3) @ Philadelphia, Sept. 7, 2008       |
|                   | (35-0) @ San Francisco, Oct. 8, 1961       |
|                   | (56-21) @ Baltimore, Nov. 25, 1956         |
|                   | (42-7) vs. Green Bay, Nov. 12, 1944        |
|                   | (49-14) @ New York, Nov. 16, 1941          |





**LOS ANGELES  
RAMS  
2017 GAME  
SUMMARIES**



**1****LOS ANGELES 46, INDIANAPOLIS 9**  
September 10, 2017 - L.A. Memorial Coliseum - Los Angeles, Calif.**WEATHER: 90 degrees, sunny - ATTENDANCE: 60,128 - TIME: 2:59**

The Los Angeles Rams opened the Sean McVay era with an impressive win against the Indianapolis Colts by a score of 46-9. The Rams were clicking on all three phases. The offensive unit, led by QB Jared Goff recorded 318 yards through the air Goff completed 21-of-29 passing attempts for 306 yards and one touchdown. The L.A. defensive unit scored the first touchdown of the 2017 campaign by way of a pick-six by CB Trumaine Johnson who intercepted a QB Scott Tolzien pass and returned it 39 yards for a score. S Lamarcus Joyner also recorded a pick six in the contest and DE Morgan Fox forced a Colts safety, marking the first time a team has recorded two interceptions returned for touchdowns and a safety in the first game of the season. Additionally the Rams defensive unit did not allow the Colts to convert a single third down attempt (0-for-10) or their lone fourth down attempt. Completing the trifecta, the L.A. special teams unit did not allow a single return yard in the contest - P Johnny Hekker recorded five punts covering 218 yards (43.6 net yards/punt) with all five punts landing inside the Indianapolis Colts' 20-yard line, none of which went for a touchback. K Greg Zuerlein connected on all three field goal attempts from distances of 50 yards, 35 yards and 44 yards.

**STARTING LINEUPS****INDIANAPOLIS COLTS**

|       |              |         |             |
|-------|--------------|---------|-------------|
| WR 13 | T. Hilton    | DE 96   | H. Anderson |
| LT 74 | A. Castonzo  | NT 99   | A. Woods    |
| LG 67 | J. Vujnovich | DT 95   | J. Hankins  |
| C 69  | D. Bond      | SLB 51  | J. Simon    |
| RG 75 | J. Mewhort   | MIKE 44 | A. Morrison |
| RT 71 | D. Good      | WILL 57 | J. Bostic   |
| TE 84 | J. Doyle     | RUSH 93 | J. Sheard   |
| WR 10 | D. Moncrief  | LCB 30  | R. Melvin   |
| QB 16 | S. Tolzien   | SS 41   | M. Farley   |
| TE 85 | B. Williams  | FS 20   | D. Butler   |
| RB 23 | F. Gore      | S 32    | T. Green    |

**LOS ANGELES RAMS**

|       |               |        |               |
|-------|---------------|--------|---------------|
| TE 81 | G. Everett    | DE 93  | E. Westbrooks |
| TE 89 | T. Higbee     | NT 90  | M. Brockers   |
| LT 77 | A. Whitworth  | DT 95  | T. Walker     |
| LG 76 | R. Saffold    | OLB 94 | R. Quinn      |
| C 65  | J. Sullivan   | OLB 98 | C. Barwin     |
| RG 68 | J. Brown      | ILB 52 | A. Ogletree   |
| RT 79 | R. Havenstein | ILB 26 | M. Barron     |
| WR 12 | S. Watkins    | LCB 22 | T. Johnson    |
| WR 17 | R. Woods      | RCB 21 | K. Webster    |
| QB 16 | J. Goff       | SS 31  | M. Alexander  |
| RB 30 | T. Gurley II  | FS 20  | L. Joyner     |

**LOS ANGELES SUBSTITUTIONS:** K 4 G. Zuerlein, P 6 J. Hekker, WR 10 P. Cooper, WR 11 T. Austin, QB 14 S. Mannion, WR 18 C. Kupp, CB 23 N. Robey-Coleman, DB 24 B. Countess, RB 33 J. Davis, RB 34 M. Brown, CB 36 D. Hatfield, S 38 Co. Davis, S 43 J. Johnson, LS 44 J. McQuaide, OLB 50 S. Ebukam, LB 54 B. Hager, OLB 58 C. Littleton, T 63 D. Williams, C 66 A. Blythe, WR 83 J. Reynolds, TE 86 D. Carrier, DT 92 T. Smart, DE 96 M. Longacre, DE 97 M. Fox

**LOS ANGELES INACTIVES:** QB 8 B. Allen, DB 41 M. Christian, OLB 51 E. Price, T 64 A. Donnal, C 70 J. Dielman, DE 71 Q. Jefferson, C 72 A. Neary

**SCORING SUMMARY**

|                                   | 1  | 2  | 3  | 4 | OT | TOTAL | FIELD GOALS      |
|-----------------------------------|----|----|----|---|----|-------|------------------|
| <b>VISITOR</b> Indianapolis Colts | 3  | 0  | 0  | 6 | -  | 9     | (20), 38LU       |
| <b>HOME</b> Los Angeles Rams      | 10 | 17 | 10 | 9 | -  | 46    | (50), (35), (44) |

**Clock**

| TEAM  | Qtr | Time  | Play (Extra Point) (Drive Info)                                  | Visitor | Home |
|-------|-----|-------|--|---------|------|
| Rams  | 1   | 12:43 | G. Zuerlein 50 yd. Field Goal (7-43, 2:17)                       | 0       | 3    |
| Rams  | 1   | 11:10 | T. Johnson 39 yd. INT return (G. Zuerlein kick)                  | 0       | 10   |
| Colts | 1   | 6:21  | A. Vinatieri 20 yd. Field Goal (9-73, 4:49)                      | 3       | 10   |
| Rams  | 2   | 9:37  | T. Gurley II 5 yd. run (G. Zuerlein kick) (5-69, 2:12)           | 3       | 17   |
| Rams  | 2   | 5:20  | C. Kupp 18 yd. pass from J. Goff (G. Zuerlein kick) (6-58, 2:09) | 3       | 24   |
| Rams  | 2   | 0:17  | G. Zuerlein 35 yd. Field Goal (6-43, 2:51)                       | 3       | 27   |
| Rams  | 3   | 7:23  | G. Zuerlein 44 yd. Field Goal (8-46, 4:40)                       | 3       | 30   |
| Rams  | 3   | 7:15  | L. Joyner 29 yd. INT return (G. Zuerlein kick)                   | 3       | 37   |
| Colts | 4   | 11:32 | M. Mack 3 yd. run (kick failed, wr) (5-84, 2:41)                 | 9       | 37   |
| Rams  | 4   | 9:18  | J. Brissett tackled in end zone by M. Fox for a safety           | 9       | 39   |
| Rams  | 4   | 4:28  | M. Brown 3 yd. run (G. Zuerlein kick) (8-57, 4:50)               | 9       | 46   |



# FINAL TEAM STATISTICS

|  |                |                 |                                       |                |                 |
|--|----------------|-----------------|---------------------------------------|----------------|-----------------|
|  | <b>COLTS</b>   | <b>RAMS</b>     |                                       | <b>COLTS</b>   | <b>RAMS</b>     |
| <b>TOTAL FIRST DOWNS</b>                     | <b>10</b>      | <b>19</b>       | <b>FGs - PATs Had Blocked</b>         | <b>0-0</b>     | <b>0-0</b>      |
| By Rushing                                   | 3              | 5               | Net Punting Average                   | 47.8           | 43.6            |
| By Passing                                   | 6              | 13              | <b>TOTAL RETURN YARDAGE (W/O KOR)</b> | <b>0</b>       | <b>83</b>       |
| By Penalty                                   | 1              | 1               | No. and Yards Punt Returns            | 3-0            | 3-15            |
| <b>THIRD DOWN EFFICIENCY</b>                 | <b>0-10-0%</b> | <b>5-14-36%</b> | No. and Yards Kickoff Returns         | 0-0            | 2-48            |
| <b>FOURTH DOWN EFFICIENCY</b>                | <b>0-1-0%</b>  | <b>0-0-0%</b>   | No. and Yards Interception Returns    | 0-0            | 2-68            |
| <b>TOTAL NET YARDS</b>                       | <b>225</b>     | <b>373</b>      | <b>PENALTIES Number and Yards</b>     | <b>4-20</b>    | <b>7-50</b>     |
| Total Offensive Plays                        | 49             | 64              | <b>FUMBLES Number and Lost</b>        | <b>3-1</b>     | <b>2-1</b>      |
| Average gain per offensive play              | 4.6            | 5.8             | <b>TOUCHDOWNS</b>                     | <b>1</b>       | <b>5</b>        |
| <b>NET YARDS RUSHING</b>                     | <b>75</b>      | <b>63</b>       | Rushing                               | 1              | 2               |
| Total Rushing Plays                          | 24             | 33              | Passing                               | 0              | 1               |
| Average gain per rushing play                | 3.1            | 1.9             | Returns                               | 0              | 2               |
| Tackles for a loss-number and yards          | 4-15           | 3-13            | <b>EXTRA POINTS Made-Attempts</b>     | <b>0-1</b>     | <b>5-5</b>      |
| <b>NET YARDS PASSING</b>                     | <b>150</b>     | <b>310</b>      | Kicking Made-Attempts                 | 1-2            | 5-5             |
| Times thrown - yards lost attempting to pass | 4-29           | 1-8             | <b>FIELD GOALS Made-Attempts</b>      | <b>1-2</b>     | <b>3-3</b>      |
| Gross yards passing                          | 179            | 318             | <b>RED ZONE EFFICIENCY</b>            | <b>1-2-50%</b> | <b>3-4-75%</b>  |
| <b>PASS ATTEMPTS-COMP-HAD INT</b>            | <b>21-11-2</b> | <b>30-22-0</b>  | <b>GOAL TO GO EFFICIENCY</b>          | <b>1-2-50%</b> | <b>1-1-100%</b> |
| Avg gain per pass play                       | 6.0            | 10.0            | <b>SAFETIES</b>                       | <b>0</b>       | <b>1</b>        |
| <b>KICKOFFS Number-In End Zone-TBs</b>       | <b>4-2-2</b>   | <b>9-9-9</b>    | <b>FINAL SCORE</b>                    | <b>9</b>       | <b>46</b>       |
| <b>PUNTS Number and Average</b>              | <b>6-50.3</b>  | <b>5-43.6</b>   | <b>TIME OF POSSESSION</b>             | <b>25:35</b>   | <b>34:25</b>    |
| Had Blocked                                  | 0              | 0               |                                       |                |                 |

# FINAL INDIVIDUAL STATISTICS

| <table border="0" style="width: 100%;"> <tr> <th colspan="10" style="text-align: left;">INDIANAPOLIS COLTS</th> </tr> <tr> <th>RUSHING</th> <th>ATT</th> <th>YDS</th> <th>AVG</th> <th>LG</th> <th>TD</th> <th colspan="4"></th> </tr> <tr> <td>F. Gore</td> <td>10</td> <td>42</td> <td>4.2</td> <td>16</td> <td>0</td> <td colspan="4"></td> </tr> <tr> <td>M. Mack</td> <td>10</td> <td>24</td> <td>2.4</td> <td>24</td> <td>1</td> <td colspan="4"></td> </tr> <tr> <td>R. Turbin</td> <td>2</td> <td>7</td> <td>3.5</td> <td>5</td> <td>0</td> <td colspan="4"></td> </tr> <tr> <td>S. Tolzien</td> <td>2</td> <td>2</td> <td>1.0</td> <td>3</td> <td>0</td> <td colspan="4"></td> </tr> <tr> <td><b>Total</b></td> <td><b>24</b></td> <td><b>75</b></td> <td><b>3.1</b></td> <td><b>24</b></td> <td><b>1</b></td> <td colspan="4"></td> </tr> <tr> <th>PASSING</th> <th>ATT</th> <th>CMP</th> <th>YDS</th> <th>SK/YD</th> <th>TD</th> <th>LG</th> <th>IN</th> <th>RT.</th> <th></th> </tr> <tr> <td>S. Tolzien</td> <td>18</td> <td>9</td> <td>128</td> <td>4/29</td> <td>0</td> <td>32</td> <td>2</td> <td>33.8</td> <td></td> </tr> <tr> <td>J. Brissett</td> <td>3</td> <td>2</td> <td>51</td> <td>0/0</td> <td>0</td> <td>50</td> <td>0</td> <td>109.7</td> <td></td> </tr> <tr> <td><b>Total</b></td> <td><b>21</b></td> <td><b>11</b></td> <td><b>179</b></td> <td><b>4/29</b></td> <td><b>0</b></td> <td><b>50</b></td> <td><b>2</b></td> <td><b>41.7</b></td> <td></td> </tr> <tr> <th>RECEIVING</th> <th>NO</th> <th>YDS</th> <th>AVG</th> <th>LG</th> <th>TD</th> <th colspan="4"></th> </tr> <tr> <td>T. Hilton</td> <td>3</td> <td>57</td> <td>19.0</td> <td>32</td> <td>0</td> <td colspan="4"></td> </tr> <tr> <td>J. Doyle</td> <td>2</td> <td>41</td> <td>20.5</td> <td>21</td> <td>0</td> <td colspan="4"></td> </tr> <tr> <td>D. Moncrief</td> <td>1</td> <td>50</td> <td>50.0</td> <td>50</td> <td>0</td> <td colspan="4"></td> </tr> <tr> <td>M. Mack</td> <td>1</td> <td>21</td> <td>21.0</td> <td>21</td> <td>0</td> <td colspan="4"></td> </tr> <tr> <td>F. Gore</td> <td>1</td> <td>10</td> <td>10.0</td> <td>10</td> <td>0</td> <td colspan="4"></td> </tr> <tr> <td>K. Aiken</td> <td>1</td> <td>3</td> <td>3.0</td> <td>3</td> <td>0</td> <td colspan="4"></td> </tr> <tr> <td>M. Hazel</td> <td>1</td> <td>1</td> <td>1.0</td> <td>1</td> <td>0</td> <td colspan="4"></td> </tr> <tr> <td>R. Turbin</td> <td>1</td> <td>-4</td> <td>-4.0</td> <td>-4</td> <td>0</td> <td colspan="4"></td> </tr> <tr> <td><b>Total</b></td> <td><b>11</b></td> <td><b>179</b></td> <td><b>16.3</b></td> <td><b>50</b></td> <td><b>0</b></td> <td colspan="4"></td> </tr> <tr> <th>INTERCEPTIONS</th> <th>NO</th> <th>YDS</th> <th>AVG</th> <th>LG</th> <th>TD</th> <th colspan="4"></th> </tr> <tr> <td>N/A</td> <td>-</td> <td>-</td> <td>-</td> <td>-</td> <td>-</td> <td colspan="4"></td> </tr> <tr> <td><b>Total</b></td> <td><b>-</b></td> <td><b>-</b></td> <td><b>-</b></td> <td><b>-</b></td> <td><b>-</b></td> <td colspan="4"></td> </tr> <tr> <th>PUNTING</th> <th>NO</th> <th>YDS</th> <th>AVG</th> <th>NET</th> <th>TB/120</th> <th>LG</th> <th colspan="3"></th> </tr> <tr> <td>R. Sanchez</td> <td>6</td> <td>302</td> <td>50.3</td> <td>47.8</td> <td>0/2</td> <td>53</td> <td colspan="3"></td> </tr> <tr> <td><b>Total</b></td> <td><b>6</b></td> <td><b>302</b></td> <td><b>50.3</b></td> <td><b>47.8</b></td> <td><b>0/2</b></td> <td><b>53</b></td> <td colspan="3"></td> </tr> <tr> <th>PUNT RETURNS</th> <th>NO</th> <th>YDS</th> <th>AVG</th> <th>FC</th> <th>LG</th> <th>TD</th> <th colspan="3"></th> </tr> <tr> <td>Q. Bray</td> <td>3</td> <td>0</td> <td>0.0</td> <td>0</td> <td>0</td> <td>0</td> <td colspan="3"></td> </tr> <tr> <td><b>Total</b></td> <td><b>3</b></td> <td><b>0</b></td> <td><b>0.0</b></td> <td><b>0</b></td> <td><b>0</b></td> <td><b>0</b></td> <td colspan="3"></td> </tr> <tr> <th>KICKOFF RETURNS</th> <th>NO</th> <th>YDS</th> <th>AVG</th> <th>FC</th> <th>LG</th> <th>TD</th> <th colspan="3"></th> </tr> <tr> <td>[TOUCHBACK]</td> <td>9</td> <td>0</td> <td>0.0</td> <td>0</td> <td>0</td> <td>0</td> <td colspan="3"></td> </tr> <tr> <td><b>Total</b></td> <td><b>9</b></td> <td><b>0</b></td> <td><b>0.0</b></td> <td><b>0</b></td> <td><b>0</b></td> <td><b>0</b></td> <td colspan="3"></td> </tr> </table> |           |            |             |             |            |           |          |              |  | INDIANAPOLIS COLTS |  |  |  |  |  |  |  |  |  | RUSHING | ATT | YDS | AVG | LG | TD |  |  |  |  | F. Gore | 10 | 42 | 4.2 | 16 | 0 |  |  |  |  | M. Mack | 10 | 24 | 2.4 | 24 | 1 |  |  |  |  | R. Turbin | 2 | 7 | 3.5 | 5 | 0 |  |  |  |  | S. Tolzien | 2 | 2 | 1.0 | 3 | 0 |  |  |  |  | <b>Total</b> | <b>24</b> | <b>75</b> | <b>3.1</b> | <b>24</b> | <b>1</b> |  |  |  |  | PASSING | ATT | CMP | YDS | SK/YD | TD | LG | IN | RT. |  | S. Tolzien | 18 | 9 | 128 | 4/29 | 0 | 32 | 2 | 33.8 |  | J. Brissett | 3 | 2 | 51 | 0/0 | 0 | 50 | 0 | 109.7 |  | <b>Total</b> | <b>21</b> | <b>11</b> | <b>179</b> | <b>4/29</b> | <b>0</b> | <b>50</b> | <b>2</b> | <b>41.7</b> |  | RECEIVING | NO | YDS | AVG | LG | TD |  |  |  |  | T. Hilton | 3 | 57 | 19.0 | 32 | 0 |  |  |  |  | J. Doyle | 2 | 41 | 20.5 | 21 | 0 |  |  |  |  | D. Moncrief | 1 | 50 | 50.0 | 50 | 0 |  |  |  |  | M. Mack | 1 | 21 | 21.0 | 21 | 0 |  |  |  |  | F. Gore | 1 | 10 | 10.0 | 10 | 0 |  |  |  |  | K. Aiken | 1 | 3 | 3.0 | 3 | 0 |  |  |  |  | M. Hazel | 1 | 1 | 1.0 | 1 | 0 |  |  |  |  | R. Turbin | 1 | -4 | -4.0 | -4 | 0 |  |  |  |  | <b>Total</b> | <b>11</b> | <b>179</b> | <b>16.3</b> | <b>50</b> | <b>0</b> |  |  |  |  | INTERCEPTIONS | NO | YDS | AVG | LG | TD |  |  |  |  | N/A | - | - | - | - | - |  |  |  |  | <b>Total</b> | <b>-</b> | <b>-</b> | <b>-</b> | <b>-</b> | <b>-</b> |  |  |  |  | PUNTING | NO | YDS | AVG | NET | TB/120 | LG |  |  |  | R. Sanchez | 6 | 302 | 50.3 | 47.8 | 0/2 | 53 |  |  |  | <b>Total</b> | <b>6</b> | <b>302</b> | <b>50.3</b> | <b>47.8</b> | <b>0/2</b> | <b>53</b> |  |  |  | PUNT RETURNS | NO | YDS | AVG | FC | LG | TD |  |  |  | Q. Bray | 3 | 0 | 0.0 | 0 | 0 | 0 |  |  |  | <b>Total</b> | <b>3</b> | <b>0</b> | <b>0.0</b> | <b>0</b> | <b>0</b> | <b>0</b> |  |  |  | KICKOFF RETURNS | NO | YDS | AVG | FC | LG | TD |  |  |  | [TOUCHBACK] | 9 | 0 | 0.0 | 0 | 0 | 0 |  |  |  | <b>Total</b> | <b>9</b> | <b>0</b> | <b>0.0</b> | <b>0</b> | <b>0</b> | <b>0</b> |  |  |  | <table border="0" style="width: 100%;"> <tr> <th colspan="10" style="text-align: left;">LOS ANGELES RAMS</th> </tr> <tr> <th>RUSHING</th> <th>ATT</th> <th>YDS</th> <th>AVG</th> <th>LG</th> <th>TD</th> <th colspan="4"></th> </tr> <tr> <td>T. Gurley II</td> <td>19</td> <td>40</td> <td>2.1</td> <td>12</td> <td>1</td> <td colspan="4"></td> </tr> <tr> <td>M. Brown</td> <td>7</td> <td>16</td> <td>2.3</td> <td>5</td> <td>1</td> <td colspan="4"></td> </tr> <tr> <td>T. Austin</td> <td>2</td> <td>11</td> <td>5.5</td> <td>9</td> <td>0</td> <td colspan="4"></td> </tr> <tr> <td>J. Davis</td> <td>1</td> <td>1</td> <td>1.0</td> <td>1</td> <td>0</td> <td colspan="4"></td> </tr> <tr> <td>S. Mannion</td> <td>1</td> <td>-7</td> <td>-2.3</td> <td>-2</td> <td>0</td> <td colspan="4"></td> </tr> <tr> <td><b>Total</b></td> <td><b>33</b></td> <td><b>63</b></td> <td><b>1.9</b></td> <td><b>12</b></td> <td><b>2</b></td> <td colspan="4"></td> </tr> <tr> <th>PASSING</th> <th>ATT</th> <th>CMP</th> <th>YDS</th> <th>SK/YD</th> <th>TD</th> <th>LG</th> <th>IN</th> <th>RT.</th> <th></th> </tr> <tr> <td>J. Goff</td> <td>29</td> <td>21</td> <td>306</td> <td>1/8</td> <td>1</td> <td>39</td> <td>0</td> <td>117.9</td> <td></td> </tr> <tr> <td>S. Mannion</td> <td>1</td> <td>1</td> <td>12</td> <td>0/0</td> <td>0</td> <td>12</td> <td>0</td> <td>116.7</td> <td></td> </tr> <tr> <td><b>Total</b></td> <td><b>30</b></td> <td><b>22</b></td> <td><b>318</b></td> <td><b>1/8</b></td> <td><b>1</b></td> <td><b>39</b></td> <td><b>0</b></td> <td><b>118.5</b></td> <td></td> </tr> <tr> <th>RECEIVING</th> <th>NO</th> <th>YDS</th> <th>AVG</th> <th>LG</th> <th>TD</th> <th colspan="4"></th> </tr> <tr> <td>S. Watkins</td> <td>5</td> <td>58</td> <td>11.6</td> <td>24</td> <td>0</td> <td colspan="4"></td> </tr> <tr> <td>T. Gurley II</td> <td>5</td> <td>56</td> <td>11.2</td> <td>23</td> <td>0</td> <td colspan="4"></td> </tr> <tr> <td>C. Kupp</td> <td>4</td> <td>76</td> <td>19.0</td> <td>28</td> <td>1</td> <td colspan="4"></td> </tr> <tr> <td>R. Woods</td> <td>3</td> <td>53</td> <td>17.7</td> <td>27</td> <td>0</td> <td colspan="4"></td> </tr> <tr> <td>T. Higbee</td> <td>2</td> <td>17</td> <td>8.5</td> <td>9</td> <td>0</td> <td colspan="4"></td> </tr> <tr> <td>G. Everett</td> <td>1</td> <td>39</td> <td>39.0</td> <td>39</td> <td>0</td> <td colspan="4"></td> </tr> <tr> <td>D. Carrier</td> <td>1</td> <td>12</td> <td>12.0</td> <td>12</td> <td>0</td> <td colspan="4"></td> </tr> <tr> <td>T. Austin</td> <td>1</td> <td>7</td> <td>7.0</td> <td>7</td> <td>0</td> <td colspan="4"></td> </tr> <tr> <td><b>Total</b></td> <td><b>22</b></td> <td><b>318</b></td> <td><b>14.5</b></td> <td><b>39</b></td> <td><b>1</b></td> <td colspan="4"></td> </tr> <tr> <th>INTERCEPTIONS</th> <th>NO</th> <th>YDS</th> <th>AVG</th> <th>LG</th> <th>TD</th> <th colspan="4"></th> </tr> <tr> <td>T. Johnson</td> <td>1</td> <td>39</td> <td>39.0</td> <td>39t</td> <td>1</td> <td colspan="4"></td> </tr> <tr> <td>L. Joyner</td> <td>1</td> <td>29</td> <td>29.0</td> <td>29t</td> <td>1</td> <td colspan="4"></td> </tr> <tr> <td><b>Total</b></td> <td><b>2</b></td> <td><b>68</b></td> <td><b>34.0</b></td> <td><b>39t</b></td> <td><b>2</b></td> <td colspan="4"></td> </tr> <tr> <th>PUNTING</th> <th>NO</th> <th>YDS</th> <th>AVG</th> <th>NET</th> <th>TB/120</th> <th>LG</th> <th colspan="3"></th> </tr> <tr> <td>J. Hekker</td> <td>5</td> <td>218</td> <td>43.6</td> <td>43.6</td> <td>0/5</td> <td>47</td> <td colspan="3"></td> </tr> <tr> <td><b>Total</b></td> <td><b>5</b></td> <td><b>218</b></td> <td><b>43.6</b></td> <td><b>43.6</b></td> <td><b>0/5</b></td> <td><b>47</b></td> <td colspan="3"></td> </tr> <tr> <th>PUNT RETURNS</th> <th>NO</th> <th>YDS</th> <th>AVG</th> <th>FC</th> <th>LG</th> <th>TD</th> <th colspan="3"></th> </tr> <tr> <td>T. Austin</td> <td>3</td> <td>15</td> <td>5.0</td> <td>0</td> <td>8</td> <td>0</td> <td colspan="3"></td> </tr> <tr> <td>[OUT OF BOUNDS]</td> <td>3</td> <td>0</td> <td>0.0</td> <td>0</td> <td>0</td> <td>0</td> <td colspan="3"></td> </tr> <tr> <td><b>Total</b></td> <td><b>3</b></td> <td><b>15</b></td> <td><b>5.0</b></td> <td><b>0</b></td> <td><b>8</b></td> <td><b>0</b></td> <td colspan="3"></td> </tr> <tr> <th>KICKOFF RETURNS</th> <th>NO</th> <th>YDS</th> <th>AVG</th> <th>FC</th> <th>LG</th> <th>TD</th> <th colspan="3"></th> </tr> <tr> <td>P. Cooper</td> <td>1</td> <td>35</td> <td>35.0</td> <td>0</td> <td>35</td> <td>0</td> <td colspan="3"></td> </tr> <tr> <td>T. Austin</td> <td>1</td> <td>13</td> <td>13.0</td> <td>0</td> <td>13</td> <td>0</td> <td colspan="3"></td> </tr> <tr> <td>[TOUCHBACK]</td> <td>1</td> <td>0</td> <td>0.0</td> <td>0</td> <td>0</td> <td>0</td> <td colspan="3"></td> </tr> <tr> <td><b>Total</b></td> <td><b>2</b></td> <td><b>48</b></td> <td><b>24.0</b></td> <td><b>0</b></td> <td><b>35</b></td> <td><b>0</b></td> <td colspan="3"></td> </tr> </table> |  |  |  |  |  |  |  |  |  | LOS ANGELES RAMS |  |  |  |  |  |  |  |  |  | RUSHING | ATT | YDS | AVG | LG | TD |  |  |  |  | T. Gurley II | 19 | 40 | 2.1 | 12 | 1 |  |  |  |  | M. Brown | 7 | 16 | 2.3 | 5 | 1 |  |  |  |  | T. Austin | 2 | 11 | 5.5 | 9 | 0 |  |  |  |  | J. Davis | 1 | 1 | 1.0 | 1 | 0 |  |  |  |  | S. Mannion | 1 | -7 | -2.3 | -2 | 0 |  |  |  |  | <b>Total</b> | <b>33</b> | <b>63</b> | <b>1.9</b> | <b>12</b> | <b>2</b> |  |  |  |  | PASSING | ATT | CMP | YDS | SK/YD | TD | LG | IN | RT. |  | J. Goff | 29 | 21 | 306 | 1/8 | 1 | 39 | 0 | 117.9 |  | S. Mannion | 1 | 1 | 12 | 0/0 | 0 | 12 | 0 | 116.7 |  | <b>Total</b> | <b>30</b> | <b>22</b> | <b>318</b> | <b>1/8</b> | <b>1</b> | <b>39</b> | <b>0</b> | <b>118.5</b> |  | RECEIVING | NO | YDS | AVG | LG | TD |  |  |  |  | S. Watkins | 5 | 58 | 11.6 | 24 | 0 |  |  |  |  | T. Gurley II | 5 | 56 | 11.2 | 23 | 0 |  |  |  |  | C. Kupp | 4 | 76 | 19.0 | 28 | 1 |  |  |  |  | R. Woods | 3 | 53 | 17.7 | 27 | 0 |  |  |  |  | T. Higbee | 2 | 17 | 8.5 | 9 | 0 |  |  |  |  | G. Everett | 1 | 39 | 39.0 | 39 | 0 |  |  |  |  | D. Carrier | 1 | 12 | 12.0 | 12 | 0 |  |  |  |  | T. Austin | 1 | 7 | 7.0 | 7 | 0 |  |  |  |  | <b>Total</b> | <b>22</b> | <b>318</b> | <b>14.5</b> | <b>39</b> | <b>1</b> |  |  |  |  | INTERCEPTIONS | NO | YDS | AVG | LG | TD |  |  |  |  | T. Johnson | 1 | 39 | 39.0 | 39t | 1 |  |  |  |  | L. Joyner | 1 | 29 | 29.0 | 29t | 1 |  |  |  |  | <b>Total</b> | <b>2</b> | <b>68</b> | <b>34.0</b> | <b>39t</b> | <b>2</b> |  |  |  |  | PUNTING | NO | YDS | AVG | NET | TB/120 | LG |  |  |  | J. Hekker | 5 | 218 | 43.6 | 43.6 | 0/5 | 47 |  |  |  | <b>Total</b> | <b>5</b> | <b>218</b> | <b>43.6</b> | <b>43.6</b> | <b>0/5</b> | <b>47</b> |  |  |  | PUNT RETURNS | NO | YDS | AVG | FC | LG | TD |  |  |  | T. Austin | 3 | 15 | 5.0 | 0 | 8 | 0 |  |  |  | [OUT OF BOUNDS] | 3 | 0 | 0.0 | 0 | 0 | 0 |  |  |  | <b>Total</b> | <b>3</b> | <b>15</b> | <b>5.0</b> | <b>0</b> | <b>8</b> | <b>0</b> |  |  |  | KICKOFF RETURNS | NO | YDS | AVG | FC | LG | TD |  |  |  | P. Cooper | 1 | 35 | 35.0 | 0 | 35 | 0 |  |  |  | T. Austin | 1 | 13 | 13.0 | 0 | 13 | 0 |  |  |  | [TOUCHBACK] | 1 | 0 | 0.0 | 0 | 0 | 0 |  |  |  | <b>Total</b> | <b>2</b> | <b>48</b> | <b>24.0</b> | <b>0</b> | <b>35</b> | <b>0</b> |  |  |  |
|---|-----------|------------|-------------|-------------|------------|-----------|----------|--------------|--|--------------------|--|--|--|--|--|--|--|--|--|---------|-----|-----|-----|----|----|--|--|--|--|---------|----|----|-----|----|---|--|--|--|--|---------|----|----|-----|----|---|--|--|--|--|-----------|---|---|-----|---|---|--|--|--|--|------------|---|---|-----|---|---|--|--|--|--|--------------|-----------|-----------|------------|-----------|----------|--|--|--|--|---------|-----|-----|-----|-------|----|----|----|-----|--|------------|----|---|-----|------|---|----|---|------|--|-------------|---|---|----|-----|---|----|---|-------|--|--------------|-----------|-----------|------------|-------------|----------|-----------|----------|-------------|--|-----------|----|-----|-----|----|----|--|--|--|--|-----------|---|----|------|----|---|--|--|--|--|----------|---|----|------|----|---|--|--|--|--|-------------|---|----|------|----|---|--|--|--|--|---------|---|----|------|----|---|--|--|--|--|---------|---|----|------|----|---|--|--|--|--|----------|---|---|-----|---|---|--|--|--|--|----------|---|---|-----|---|---|--|--|--|--|-----------|---|----|------|----|---|--|--|--|--|--------------|-----------|------------|-------------|-----------|----------|--|--|--|--|---------------|----|-----|-----|----|----|--|--|--|--|-----|---|---|---|---|---|--|--|--|--|--------------|----------|----------|----------|----------|----------|--|--|--|--|---------|----|-----|-----|-----|--------|----|--|--|--|------------|---|-----|------|------|-----|----|--|--|--|--------------|----------|------------|-------------|-------------|------------|-----------|--|--|--|--------------|----|-----|-----|----|----|----|--|--|--|---------|---|---|-----|---|---|---|--|--|--|--------------|----------|----------|------------|----------|----------|----------|--|--|--|-----------------|----|-----|-----|----|----|----|--|--|--|-------------|---|---|-----|---|---|---|--|--|--|--------------|----------|----------|------------|----------|----------|----------|--|--|--|---|--|--|--|--|--|--|--|--|--|------------------|--|--|--|--|--|--|--|--|--|---------|-----|-----|-----|----|----|--|--|--|--|--------------|----|----|-----|----|---|--|--|--|--|----------|---|----|-----|---|---|--|--|--|--|-----------|---|----|-----|---|---|--|--|--|--|----------|---|---|-----|---|---|--|--|--|--|------------|---|----|------|----|---|--|--|--|--|--------------|-----------|-----------|------------|-----------|----------|--|--|--|--|---------|-----|-----|-----|-------|----|----|----|-----|--|---------|----|----|-----|-----|---|----|---|-------|--|------------|---|---|----|-----|---|----|---|-------|--|--------------|-----------|-----------|------------|------------|----------|-----------|----------|--------------|--|-----------|----|-----|-----|----|----|--|--|--|--|------------|---|----|------|----|---|--|--|--|--|--------------|---|----|------|----|---|--|--|--|--|---------|---|----|------|----|---|--|--|--|--|----------|---|----|------|----|---|--|--|--|--|-----------|---|----|-----|---|---|--|--|--|--|------------|---|----|------|----|---|--|--|--|--|------------|---|----|------|----|---|--|--|--|--|-----------|---|---|-----|---|---|--|--|--|--|--------------|-----------|------------|-------------|-----------|----------|--|--|--|--|---------------|----|-----|-----|----|----|--|--|--|--|------------|---|----|------|-----|---|--|--|--|--|-----------|---|----|------|-----|---|--|--|--|--|--------------|----------|-----------|-------------|------------|----------|--|--|--|--|---------|----|-----|-----|-----|--------|----|--|--|--|-----------|---|-----|------|------|-----|----|--|--|--|--------------|----------|------------|-------------|-------------|------------|-----------|--|--|--|--------------|----|-----|-----|----|----|----|--|--|--|-----------|---|----|-----|---|---|---|--|--|--|-----------------|---|---|-----|---|---|---|--|--|--|--------------|----------|-----------|------------|----------|----------|----------|--|--|--|-----------------|----|-----|-----|----|----|----|--|--|--|-----------|---|----|------|---|----|---|--|--|--|-----------|---|----|------|---|----|---|--|--|--|-------------|---|---|-----|---|---|---|--|--|--|--------------|----------|-----------|-------------|----------|-----------|----------|--|--|--|
| INDIANAPOLIS COLTS  |           |            |             |             |            |           |          |              |  |                    |  |  |  |  |  |  |  |  |  |         |     |     |     |    |    |  |  |  |  |         |    |    |     |    |   |  |  |  |  |         |    |    |     |    |   |  |  |  |  |           |   |   |     |   |   |  |  |  |  |            |   |   |     |   |   |  |  |  |  |              |           |           |            |           |          |  |  |  |  |         |     |     |     |       |    |    |    |     |  |            |    |   |     |      |   |    |   |      |  |             |   |   |    |     |   |    |   |       |  |              |           |           |            |             |          |           |          |             |  |           |    |     |     |    |    |  |  |  |  |           |   |    |      |    |   |  |  |  |  |          |   |    |      |    |   |  |  |  |  |             |   |    |      |    |   |  |  |  |  |         |   |    |      |    |   |  |  |  |  |         |   |    |      |    |   |  |  |  |  |          |   |   |     |   |   |  |  |  |  |          |   |   |     |   |   |  |  |  |  |           |   |    |      |    |   |  |  |  |  |              |           |            |             |           |          |  |  |  |  |               |    |     |     |    |    |  |  |  |  |     |   |   |   |   |   |  |  |  |  |              |          |          |          |          |          |  |  |  |  |         |    |     |     |     |        |    |  |  |  |            |   |     |      |      |     |    |  |  |  |              |          |            |             |             |            |           |  |  |  |              |    |     |     |    |    |    |  |  |  |         |   |   |     |   |   |   |  |  |  |              |          |          |            |          |          |          |  |  |  |                 |    |     |     |    |    |    |  |  |  |             |   |   |     |   |   |   |  |  |  |              |          |          |            |          |          |          |  |  |  |   |  |  |  |  |  |  |  |  |  |                  |  |  |  |  |  |  |  |  |  |         |     |     |     |    |    |  |  |  |  |              |    |    |     |    |   |  |  |  |  |          |   |    |     |   |   |  |  |  |  |           |   |    |     |   |   |  |  |  |  |          |   |   |     |   |   |  |  |  |  |            |   |    |      |    |   |  |  |  |  |              |           |           |            |           |          |  |  |  |  |         |     |     |     |       |    |    |    |     |  |         |    |    |     |     |   |    |   |       |  |            |   |   |    |     |   |    |   |       |  |              |           |           |            |            |          |           |          |              |  |           |    |     |     |    |    |  |  |  |  |            |   |    |      |    |   |  |  |  |  |              |   |    |      |    |   |  |  |  |  |         |   |    |      |    |   |  |  |  |  |          |   |    |      |    |   |  |  |  |  |           |   |    |     |   |   |  |  |  |  |            |   |    |      |    |   |  |  |  |  |            |   |    |      |    |   |  |  |  |  |           |   |   |     |   |   |  |  |  |  |              |           |            |             |           |          |  |  |  |  |               |    |     |     |    |    |  |  |  |  |            |   |    |      |     |   |  |  |  |  |           |   |    |      |     |   |  |  |  |  |              |          |           |             |            |          |  |  |  |  |         |    |     |     |     |        |    |  |  |  |           |   |     |      |      |     |    |  |  |  |              |          |            |             |             |            |           |  |  |  |              |    |     |     |    |    |    |  |  |  |           |   |    |     |   |   |   |  |  |  |                 |   |   |     |   |   |   |  |  |  |              |          |           |            |          |          |          |  |  |  |                 |    |     |     |    |    |    |  |  |  |           |   |    |      |   |    |   |  |  |  |           |   |    |      |   |    |   |  |  |  |             |   |   |     |   |   |   |  |  |  |              |          |           |             |          |           |          |  |  |  |
| RUSHING   | ATT       | YDS        | AVG         | LG          | TD         |           |          |              |  |                    |  |  |  |  |  |  |  |  |  |         |     |     |     |    |    |  |  |  |  |         |    |    |     |    |   |  |  |  |  |         |    |    |     |    |   |  |  |  |  |           |   |   |     |   |   |  |  |  |  |            |   |   |     |   |   |  |  |  |  |              |           |           |            |           |          |  |  |  |  |         |     |     |     |       |    |    |    |     |  |            |    |   |     |      |   |    |   |      |  |             |   |   |    |     |   |    |   |       |  |              |           |           |            |             |          |           |          |             |  |           |    |     |     |    |    |  |  |  |  |           |   |    |      |    |   |  |  |  |  |          |   |    |      |    |   |  |  |  |  |             |   |    |      |    |   |  |  |  |  |         |   |    |      |    |   |  |  |  |  |         |   |    |      |    |   |  |  |  |  |          |   |   |     |   |   |  |  |  |  |          |   |   |     |   |   |  |  |  |  |           |   |    |      |    |   |  |  |  |  |              |           |            |             |           |          |  |  |  |  |               |    |     |     |    |    |  |  |  |  |     |   |   |   |   |   |  |  |  |  |              |          |          |          |          |          |  |  |  |  |         |    |     |     |     |        |    |  |  |  |            |   |     |      |      |     |    |  |  |  |              |          |            |             |             |            |           |  |  |  |              |    |     |     |    |    |    |  |  |  |         |   |   |     |   |   |   |  |  |  |              |          |          |            |          |          |          |  |  |  |                 |    |     |     |    |    |    |  |  |  |             |   |   |     |   |   |   |  |  |  |              |          |          |            |          |          |          |  |  |  |   |  |  |  |  |  |  |  |  |  |                  |  |  |  |  |  |  |  |  |  |         |     |     |     |    |    |  |  |  |  |              |    |    |     |    |   |  |  |  |  |          |   |    |     |   |   |  |  |  |  |           |   |    |     |   |   |  |  |  |  |          |   |   |     |   |   |  |  |  |  |            |   |    |      |    |   |  |  |  |  |              |           |           |            |           |          |  |  |  |  |         |     |     |     |       |    |    |    |     |  |         |    |    |     |     |   |    |   |       |  |            |   |   |    |     |   |    |   |       |  |              |           |           |            |            |          |           |          |              |  |           |    |     |     |    |    |  |  |  |  |            |   |    |      |    |   |  |  |  |  |              |   |    |      |    |   |  |  |  |  |         |   |    |      |    |   |  |  |  |  |          |   |    |      |    |   |  |  |  |  |           |   |    |     |   |   |  |  |  |  |            |   |    |      |    |   |  |  |  |  |            |   |    |      |    |   |  |  |  |  |           |   |   |     |   |   |  |  |  |  |              |           |            |             |           |          |  |  |  |  |               |    |     |     |    |    |  |  |  |  |            |   |    |      |     |   |  |  |  |  |           |   |    |      |     |   |  |  |  |  |              |          |           |             |            |          |  |  |  |  |         |    |     |     |     |        |    |  |  |  |           |   |     |      |      |     |    |  |  |  |              |          |            |             |             |            |           |  |  |  |              |    |     |     |    |    |    |  |  |  |           |   |    |     |   |   |   |  |  |  |                 |   |   |     |   |   |   |  |  |  |              |          |           |            |          |          |          |  |  |  |                 |    |     |     |    |    |    |  |  |  |           |   |    |      |   |    |   |  |  |  |           |   |    |      |   |    |   |  |  |  |             |   |   |     |   |   |   |  |  |  |              |          |           |             |          |           |          |  |  |  |
| F. Gore   | 10        | 42         | 4.2         | 16          | 0          |           |          |              |  |                    |  |  |  |  |  |  |  |  |  |         |     |     |     |    |    |  |  |  |  |         |    |    |     |    |   |  |  |  |  |         |    |    |     |    |   |  |  |  |  |           |   |   |     |   |   |  |  |  |  |            |   |   |     |   |   |  |  |  |  |              |           |           |            |           |          |  |  |  |  |         |     |     |     |       |    |    |    |     |  |            |    |   |     |      |   |    |   |      |  |             |   |   |    |     |   |    |   |       |  |              |           |           |            |             |          |           |          |             |  |           |    |     |     |    |    |  |  |  |  |           |   |    |      |    |   |  |  |  |  |          |   |    |      |    |   |  |  |  |  |             |   |    |      |    |   |  |  |  |  |         |   |    |      |    |   |  |  |  |  |         |   |    |      |    |   |  |  |  |  |          |   |   |     |   |   |  |  |  |  |          |   |   |     |   |   |  |  |  |  |           |   |    |      |    |   |  |  |  |  |              |           |            |             |           |          |  |  |  |  |               |    |     |     |    |    |  |  |  |  |     |   |   |   |   |   |  |  |  |  |              |          |          |          |          |          |  |  |  |  |         |    |     |     |     |        |    |  |  |  |            |   |     |      |      |     |    |  |  |  |              |          |            |             |             |            |           |  |  |  |              |    |     |     |    |    |    |  |  |  |         |   |   |     |   |   |   |  |  |  |              |          |          |            |          |          |          |  |  |  |                 |    |     |     |    |    |    |  |  |  |             |   |   |     |   |   |   |  |  |  |              |          |          |            |          |          |          |  |  |  |   |  |  |  |  |  |  |  |  |  |                  |  |  |  |  |  |  |  |  |  |         |     |     |     |    |    |  |  |  |  |              |    |    |     |    |   |  |  |  |  |          |   |    |     |   |   |  |  |  |  |           |   |    |     |   |   |  |  |  |  |          |   |   |     |   |   |  |  |  |  |            |   |    |      |    |   |  |  |  |  |              |           |           |            |           |          |  |  |  |  |         |     |     |     |       |    |    |    |     |  |         |    |    |     |     |   |    |   |       |  |            |   |   |    |     |   |    |   |       |  |              |           |           |            |            |          |           |          |              |  |           |    |     |     |    |    |  |  |  |  |            |   |    |      |    |   |  |  |  |  |              |   |    |      |    |   |  |  |  |  |         |   |    |      |    |   |  |  |  |  |          |   |    |      |    |   |  |  |  |  |           |   |    |     |   |   |  |  |  |  |            |   |    |      |    |   |  |  |  |  |            |   |    |      |    |   |  |  |  |  |           |   |   |     |   |   |  |  |  |  |              |           |            |             |           |          |  |  |  |  |               |    |     |     |    |    |  |  |  |  |            |   |    |      |     |   |  |  |  |  |           |   |    |      |     |   |  |  |  |  |              |          |           |             |            |          |  |  |  |  |         |    |     |     |     |        |    |  |  |  |           |   |     |      |      |     |    |  |  |  |              |          |            |             |             |            |           |  |  |  |              |    |     |     |    |    |    |  |  |  |           |   |    |     |   |   |   |  |  |  |                 |   |   |     |   |   |   |  |  |  |              |          |           |            |          |          |          |  |  |  |                 |    |     |     |    |    |    |  |  |  |           |   |    |      |   |    |   |  |  |  |           |   |    |      |   |    |   |  |  |  |             |   |   |     |   |   |   |  |  |  |              |          |           |             |          |           |          |  |  |  |
| M. Mack   | 10        | 24         | 2.4         | 24          | 1          |           |          |              |  |                    |  |  |  |  |  |  |  |  |  |         |     |     |     |    |    |  |  |  |  |         |    |    |     |    |   |  |  |  |  |         |    |    |     |    |   |  |  |  |  |           |   |   |     |   |   |  |  |  |  |            |   |   |     |   |   |  |  |  |  |              |           |           |            |           |          |  |  |  |  |         |     |     |     |       |    |    |    |     |  |            |    |   |     |      |   |    |   |      |  |             |   |   |    |     |   |    |   |       |  |              |           |           |            |             |          |           |          |             |  |           |    |     |     |    |    |  |  |  |  |           |   |    |      |    |   |  |  |  |  |          |   |    |      |    |   |  |  |  |  |             |   |    |      |    |   |  |  |  |  |         |   |    |      |    |   |  |  |  |  |         |   |    |      |    |   |  |  |  |  |          |   |   |     |   |   |  |  |  |  |          |   |   |     |   |   |  |  |  |  |           |   |    |      |    |   |  |  |  |  |              |           |            |             |           |          |  |  |  |  |               |    |     |     |    |    |  |  |  |  |     |   |   |   |   |   |  |  |  |  |              |          |          |          |          |          |  |  |  |  |         |    |     |     |     |        |    |  |  |  |            |   |     |      |      |     |    |  |  |  |              |          |            |             |             |            |           |  |  |  |              |    |     |     |    |    |    |  |  |  |         |   |   |     |   |   |   |  |  |  |              |          |          |            |          |          |          |  |  |  |                 |    |     |     |    |    |    |  |  |  |             |   |   |     |   |   |   |  |  |  |              |          |          |            |          |          |          |  |  |  |   |  |  |  |  |  |  |  |  |  |                  |  |  |  |  |  |  |  |  |  |         |     |     |     |    |    |  |  |  |  |              |    |    |     |    |   |  |  |  |  |          |   |    |     |   |   |  |  |  |  |           |   |    |     |   |   |  |  |  |  |          |   |   |     |   |   |  |  |  |  |            |   |    |      |    |   |  |  |  |  |              |           |           |            |           |          |  |  |  |  |         |     |     |     |       |    |    |    |     |  |         |    |    |     |     |   |    |   |       |  |            |   |   |    |     |   |    |   |       |  |              |           |           |            |            |          |           |          |              |  |           |    |     |     |    |    |  |  |  |  |            |   |    |      |    |   |  |  |  |  |              |   |    |      |    |   |  |  |  |  |         |   |    |      |    |   |  |  |  |  |          |   |    |      |    |   |  |  |  |  |           |   |    |     |   |   |  |  |  |  |            |   |    |      |    |   |  |  |  |  |            |   |    |      |    |   |  |  |  |  |           |   |   |     |   |   |  |  |  |  |              |           |            |             |           |          |  |  |  |  |               |    |     |     |    |    |  |  |  |  |            |   |    |      |     |   |  |  |  |  |           |   |    |      |     |   |  |  |  |  |              |          |           |             |            |          |  |  |  |  |         |    |     |     |     |        |    |  |  |  |           |   |     |      |      |     |    |  |  |  |              |          |            |             |             |            |           |  |  |  |              |    |     |     |    |    |    |  |  |  |           |   |    |     |   |   |   |  |  |  |                 |   |   |     |   |   |   |  |  |  |              |          |           |            |          |          |          |  |  |  |                 |    |     |     |    |    |    |  |  |  |           |   |    |      |   |    |   |  |  |  |           |   |    |      |   |    |   |  |  |  |             |   |   |     |   |   |   |  |  |  |              |          |           |             |          |           |          |  |  |  |
| R. Turbin   | 2         | 7          | 3.5         | 5           | 0          |           |          |              |  |                    |  |  |  |  |  |  |  |  |  |         |     |     |     |    |    |  |  |  |  |         |    |    |     |    |   |  |  |  |  |         |    |    |     |    |   |  |  |  |  |           |   |   |     |   |   |  |  |  |  |            |   |   |     |   |   |  |  |  |  |              |           |           |            |           |          |  |  |  |  |         |     |     |     |       |    |    |    |     |  |            |    |   |     |      |   |    |   |      |  |             |   |   |    |     |   |    |   |       |  |              |           |           |            |             |          |           |          |             |  |           |    |     |     |    |    |  |  |  |  |           |   |    |      |    |   |  |  |  |  |          |   |    |      |    |   |  |  |  |  |             |   |    |      |    |   |  |  |  |  |         |   |    |      |    |   |  |  |  |  |         |   |    |      |    |   |  |  |  |  |          |   |   |     |   |   |  |  |  |  |          |   |   |     |   |   |  |  |  |  |           |   |    |      |    |   |  |  |  |  |              |           |            |             |           |          |  |  |  |  |               |    |     |     |    |    |  |  |  |  |     |   |   |   |   |   |  |  |  |  |              |          |          |          |          |          |  |  |  |  |         |    |     |     |     |        |    |  |  |  |            |   |     |      |      |     |    |  |  |  |              |          |            |             |             |            |           |  |  |  |              |    |     |     |    |    |    |  |  |  |         |   |   |     |   |   |   |  |  |  |              |          |          |            |          |          |          |  |  |  |                 |    |     |     |    |    |    |  |  |  |             |   |   |     |   |   |   |  |  |  |              |          |          |            |          |          |          |  |  |  |   |  |  |  |  |  |  |  |  |  |                  |  |  |  |  |  |  |  |  |  |         |     |     |     |    |    |  |  |  |  |              |    |    |     |    |   |  |  |  |  |          |   |    |     |   |   |  |  |  |  |           |   |    |     |   |   |  |  |  |  |          |   |   |     |   |   |  |  |  |  |            |   |    |      |    |   |  |  |  |  |              |           |           |            |           |          |  |  |  |  |         |     |     |     |       |    |    |    |     |  |         |    |    |     |     |   |    |   |       |  |            |   |   |    |     |   |    |   |       |  |              |           |           |            |            |          |           |          |              |  |           |    |     |     |    |    |  |  |  |  |            |   |    |      |    |   |  |  |  |  |              |   |    |      |    |   |  |  |  |  |         |   |    |      |    |   |  |  |  |  |          |   |    |      |    |   |  |  |  |  |           |   |    |     |   |   |  |  |  |  |            |   |    |      |    |   |  |  |  |  |            |   |    |      |    |   |  |  |  |  |           |   |   |     |   |   |  |  |  |  |              |           |            |             |           |          |  |  |  |  |               |    |     |     |    |    |  |  |  |  |            |   |    |      |     |   |  |  |  |  |           |   |    |      |     |   |  |  |  |  |              |          |           |             |            |          |  |  |  |  |         |    |     |     |     |        |    |  |  |  |           |   |     |      |      |     |    |  |  |  |              |          |            |             |             |            |           |  |  |  |              |    |     |     |    |    |    |  |  |  |           |   |    |     |   |   |   |  |  |  |                 |   |   |     |   |   |   |  |  |  |              |          |           |            |          |          |          |  |  |  |                 |    |     |     |    |    |    |  |  |  |           |   |    |      |   |    |   |  |  |  |           |   |    |      |   |    |   |  |  |  |             |   |   |     |   |   |   |  |  |  |              |          |           |             |          |           |          |  |  |  |
| S. Tolzien  | 2         | 2          | 1.0         | 3           | 0          |           |          |              |  |                    |  |  |  |  |  |  |  |  |  |         |     |     |     |    |    |  |  |  |  |         |    |    |     |    |   |  |  |  |  |         |    |    |     |    |   |  |  |  |  |           |   |   |     |   |   |  |  |  |  |            |   |   |     |   |   |  |  |  |  |              |           |           |            |           |          |  |  |  |  |         |     |     |     |       |    |    |    |     |  |            |    |   |     |      |   |    |   |      |  |             |   |   |    |     |   |    |   |       |  |              |           |           |            |             |          |           |          |             |  |           |    |     |     |    |    |  |  |  |  |           |   |    |      |    |   |  |  |  |  |          |   |    |      |    |   |  |  |  |  |             |   |    |      |    |   |  |  |  |  |         |   |    |      |    |   |  |  |  |  |         |   |    |      |    |   |  |  |  |  |          |   |   |     |   |   |  |  |  |  |          |   |   |     |   |   |  |  |  |  |           |   |    |      |    |   |  |  |  |  |              |           |            |             |           |          |  |  |  |  |               |    |     |     |    |    |  |  |  |  |     |   |   |   |   |   |  |  |  |  |              |          |          |          |          |          |  |  |  |  |         |    |     |     |     |        |    |  |  |  |            |   |     |      |      |     |    |  |  |  |              |          |            |             |             |            |           |  |  |  |              |    |     |     |    |    |    |  |  |  |         |   |   |     |   |   |   |  |  |  |              |          |          |            |          |          |          |  |  |  |                 |    |     |     |    |    |    |  |  |  |             |   |   |     |   |   |   |  |  |  |              |          |          |            |          |          |          |  |  |  |   |  |  |  |  |  |  |  |  |  |                  |  |  |  |  |  |  |  |  |  |         |     |     |     |    |    |  |  |  |  |              |    |    |     |    |   |  |  |  |  |          |   |    |     |   |   |  |  |  |  |           |   |    |     |   |   |  |  |  |  |          |   |   |     |   |   |  |  |  |  |            |   |    |      |    |   |  |  |  |  |              |           |           |            |           |          |  |  |  |  |         |     |     |     |       |    |    |    |     |  |         |    |    |     |     |   |    |   |       |  |            |   |   |    |     |   |    |   |       |  |              |           |           |            |            |          |           |          |              |  |           |    |     |     |    |    |  |  |  |  |            |   |    |      |    |   |  |  |  |  |              |   |    |      |    |   |  |  |  |  |         |   |    |      |    |   |  |  |  |  |          |   |    |      |    |   |  |  |  |  |           |   |    |     |   |   |  |  |  |  |            |   |    |      |    |   |  |  |  |  |            |   |    |      |    |   |  |  |  |  |           |   |   |     |   |   |  |  |  |  |              |           |            |             |           |          |  |  |  |  |               |    |     |     |    |    |  |  |  |  |            |   |    |      |     |   |  |  |  |  |           |   |    |      |     |   |  |  |  |  |              |          |           |             |            |          |  |  |  |  |         |    |     |     |     |        |    |  |  |  |           |   |     |      |      |     |    |  |  |  |              |          |            |             |             |            |           |  |  |  |              |    |     |     |    |    |    |  |  |  |           |   |    |     |   |   |   |  |  |  |                 |   |   |     |   |   |   |  |  |  |              |          |           |            |          |          |          |  |  |  |                 |    |     |     |    |    |    |  |  |  |           |   |    |      |   |    |   |  |  |  |           |   |    |      |   |    |   |  |  |  |             |   |   |     |   |   |   |  |  |  |              |          |           |             |          |           |          |  |  |  |
| <b>Total</b>  | <b>24</b> | <b>75</b>  | <b>3.1</b>  | <b>24</b>   | <b>1</b>   |           |          |              |  |                    |  |  |  |  |  |  |  |  |  |         |     |     |     |    |    |  |  |  |  |         |    |    |     |    |   |  |  |  |  |         |    |    |     |    |   |  |  |  |  |           |   |   |     |   |   |  |  |  |  |            |   |   |     |   |   |  |  |  |  |              |           |           |            |           |          |  |  |  |  |         |     |     |     |       |    |    |    |     |  |            |    |   |     |      |   |    |   |      |  |             |   |   |    |     |   |    |   |       |  |              |           |           |            |             |          |           |          |             |  |           |    |     |     |    |    |  |  |  |  |           |   |    |      |    |   |  |  |  |  |          |   |    |      |    |   |  |  |  |  |             |   |    |      |    |   |  |  |  |  |         |   |    |      |    |   |  |  |  |  |         |   |    |      |    |   |  |  |  |  |          |   |   |     |   |   |  |  |  |  |          |   |   |     |   |   |  |  |  |  |           |   |    |      |    |   |  |  |  |  |              |           |            |             |           |          |  |  |  |  |               |    |     |     |    |    |  |  |  |  |     |   |   |   |   |   |  |  |  |  |              |          |          |          |          |          |  |  |  |  |         |    |     |     |     |        |    |  |  |  |            |   |     |      |      |     |    |  |  |  |              |          |            |             |             |            |           |  |  |  |              |    |     |     |    |    |    |  |  |  |         |   |   |     |   |   |   |  |  |  |              |          |          |            |          |          |          |  |  |  |                 |    |     |     |    |    |    |  |  |  |             |   |   |     |   |   |   |  |  |  |              |          |          |            |          |          |          |  |  |  |   |  |  |  |  |  |  |  |  |  |                  |  |  |  |  |  |  |  |  |  |         |     |     |     |    |    |  |  |  |  |              |    |    |     |    |   |  |  |  |  |          |   |    |     |   |   |  |  |  |  |           |   |    |     |   |   |  |  |  |  |          |   |   |     |   |   |  |  |  |  |            |   |    |      |    |   |  |  |  |  |              |           |           |            |           |          |  |  |  |  |         |     |     |     |       |    |    |    |     |  |         |    |    |     |     |   |    |   |       |  |            |   |   |    |     |   |    |   |       |  |              |           |           |            |            |          |           |          |              |  |           |    |     |     |    |    |  |  |  |  |            |   |    |      |    |   |  |  |  |  |              |   |    |      |    |   |  |  |  |  |         |   |    |      |    |   |  |  |  |  |          |   |    |      |    |   |  |  |  |  |           |   |    |     |   |   |  |  |  |  |            |   |    |      |    |   |  |  |  |  |            |   |    |      |    |   |  |  |  |  |           |   |   |     |   |   |  |  |  |  |              |           |            |             |           |          |  |  |  |  |               |    |     |     |    |    |  |  |  |  |            |   |    |      |     |   |  |  |  |  |           |   |    |      |     |   |  |  |  |  |              |          |           |             |            |          |  |  |  |  |         |    |     |     |     |        |    |  |  |  |           |   |     |      |      |     |    |  |  |  |              |          |            |             |             |            |           |  |  |  |              |    |     |     |    |    |    |  |  |  |           |   |    |     |   |   |   |  |  |  |                 |   |   |     |   |   |   |  |  |  |              |          |           |            |          |          |          |  |  |  |                 |    |     |     |    |    |    |  |  |  |           |   |    |      |   |    |   |  |  |  |           |   |    |      |   |    |   |  |  |  |             |   |   |     |   |   |   |  |  |  |              |          |           |             |          |           |          |  |  |  |
| PASSING   | ATT       | CMP        | YDS         | SK/YD       | TD         | LG        | IN       | RT.          |  |                    |  |  |  |  |  |  |  |  |  |         |     |     |     |    |    |  |  |  |  |         |    |    |     |    |   |  |  |  |  |         |    |    |     |    |   |  |  |  |  |           |   |   |     |   |   |  |  |  |  |            |   |   |     |   |   |  |  |  |  |              |           |           |            |           |          |  |  |  |  |         |     |     |     |       |    |    |    |     |  |            |    |   |     |      |   |    |   |      |  |             |   |   |    |     |   |    |   |       |  |              |           |           |            |             |          |           |          |             |  |           |    |     |     |    |    |  |  |  |  |           |   |    |      |    |   |  |  |  |  |          |   |    |      |    |   |  |  |  |  |             |   |    |      |    |   |  |  |  |  |         |   |    |      |    |   |  |  |  |  |         |   |    |      |    |   |  |  |  |  |          |   |   |     |   |   |  |  |  |  |          |   |   |     |   |   |  |  |  |  |           |   |    |      |    |   |  |  |  |  |              |           |            |             |           |          |  |  |  |  |               |    |     |     |    |    |  |  |  |  |     |   |   |   |   |   |  |  |  |  |              |          |          |          |          |          |  |  |  |  |         |    |     |     |     |        |    |  |  |  |            |   |     |      |      |     |    |  |  |  |              |          |            |             |             |            |           |  |  |  |              |    |     |     |    |    |    |  |  |  |         |   |   |     |   |   |   |  |  |  |              |          |          |            |          |          |          |  |  |  |                 |    |     |     |    |    |    |  |  |  |             |   |   |     |   |   |   |  |  |  |              |          |          |            |          |          |          |  |  |  |   |  |  |  |  |  |  |  |  |  |                  |  |  |  |  |  |  |  |  |  |         |     |     |     |    |    |  |  |  |  |              |    |    |     |    |   |  |  |  |  |          |   |    |     |   |   |  |  |  |  |           |   |    |     |   |   |  |  |  |  |          |   |   |     |   |   |  |  |  |  |            |   |    |      |    |   |  |  |  |  |              |           |           |            |           |          |  |  |  |  |         |     |     |     |       |    |    |    |     |  |         |    |    |     |     |   |    |   |       |  |            |   |   |    |     |   |    |   |       |  |              |           |           |            |            |          |           |          |              |  |           |    |     |     |    |    |  |  |  |  |            |   |    |      |    |   |  |  |  |  |              |   |    |      |    |   |  |  |  |  |         |   |    |      |    |   |  |  |  |  |          |   |    |      |    |   |  |  |  |  |           |   |    |     |   |   |  |  |  |  |            |   |    |      |    |   |  |  |  |  |            |   |    |      |    |   |  |  |  |  |           |   |   |     |   |   |  |  |  |  |              |           |            |             |           |          |  |  |  |  |               |    |     |     |    |    |  |  |  |  |            |   |    |      |     |   |  |  |  |  |           |   |    |      |     |   |  |  |  |  |              |          |           |             |            |          |  |  |  |  |         |    |     |     |     |        |    |  |  |  |           |   |     |      |      |     |    |  |  |  |              |          |            |             |             |            |           |  |  |  |              |    |     |     |    |    |    |  |  |  |           |   |    |     |   |   |   |  |  |  |                 |   |   |     |   |   |   |  |  |  |              |          |           |            |          |          |          |  |  |  |                 |    |     |     |    |    |    |  |  |  |           |   |    |      |   |    |   |  |  |  |           |   |    |      |   |    |   |  |  |  |             |   |   |     |   |   |   |  |  |  |              |          |           |             |          |           |          |  |  |  |
| S. Tolzien  | 18        | 9          | 128         | 4/29        | 0          | 32        | 2        | 33.8         |  |                    |  |  |  |  |  |  |  |  |  |         |     |     |     |    |    |  |  |  |  |         |    |    |     |    |   |  |  |  |  |         |    |    |     |    |   |  |  |  |  |           |   |   |     |   |   |  |  |  |  |            |   |   |     |   |   |  |  |  |  |              |           |           |            |           |          |  |  |  |  |         |     |     |     |       |    |    |    |     |  |            |    |   |     |      |   |    |   |      |  |             |   |   |    |     |   |    |   |       |  |              |           |           |            |             |          |           |          |             |  |           |    |     |     |    |    |  |  |  |  |           |   |    |      |    |   |  |  |  |  |          |   |    |      |    |   |  |  |  |  |             |   |    |      |    |   |  |  |  |  |         |   |    |      |    |   |  |  |  |  |         |   |    |      |    |   |  |  |  |  |          |   |   |     |   |   |  |  |  |  |          |   |   |     |   |   |  |  |  |  |           |   |    |      |    |   |  |  |  |  |              |           |            |             |           |          |  |  |  |  |               |    |     |     |    |    |  |  |  |  |     |   |   |   |   |   |  |  |  |  |              |          |          |          |          |          |  |  |  |  |         |    |     |     |     |        |    |  |  |  |            |   |     |      |      |     |    |  |  |  |              |          |            |             |             |            |           |  |  |  |              |    |     |     |    |    |    |  |  |  |         |   |   |     |   |   |   |  |  |  |              |          |          |            |          |          |          |  |  |  |                 |    |     |     |    |    |    |  |  |  |             |   |   |     |   |   |   |  |  |  |              |          |          |            |          |          |          |  |  |  |   |  |  |  |  |  |  |  |  |  |                  |  |  |  |  |  |  |  |  |  |         |     |     |     |    |    |  |  |  |  |              |    |    |     |    |   |  |  |  |  |          |   |    |     |   |   |  |  |  |  |           |   |    |     |   |   |  |  |  |  |          |   |   |     |   |   |  |  |  |  |            |   |    |      |    |   |  |  |  |  |              |           |           |            |           |          |  |  |  |  |         |     |     |     |       |    |    |    |     |  |         |    |    |     |     |   |    |   |       |  |            |   |   |    |     |   |    |   |       |  |              |           |           |            |            |          |           |          |              |  |           |    |     |     |    |    |  |  |  |  |            |   |    |      |    |   |  |  |  |  |              |   |    |      |    |   |  |  |  |  |         |   |    |      |    |   |  |  |  |  |          |   |    |      |    |   |  |  |  |  |           |   |    |     |   |   |  |  |  |  |            |   |    |      |    |   |  |  |  |  |            |   |    |      |    |   |  |  |  |  |           |   |   |     |   |   |  |  |  |  |              |           |            |             |           |          |  |  |  |  |               |    |     |     |    |    |  |  |  |  |            |   |    |      |     |   |  |  |  |  |           |   |    |      |     |   |  |  |  |  |              |          |           |             |            |          |  |  |  |  |         |    |     |     |     |        |    |  |  |  |           |   |     |      |      |     |    |  |  |  |              |          |            |             |             |            |           |  |  |  |              |    |     |     |    |    |    |  |  |  |           |   |    |     |   |   |   |  |  |  |                 |   |   |     |   |   |   |  |  |  |              |          |           |            |          |          |          |  |  |  |                 |    |     |     |    |    |    |  |  |  |           |   |    |      |   |    |   |  |  |  |           |   |    |      |   |    |   |  |  |  |             |   |   |     |   |   |   |  |  |  |              |          |           |             |          |           |          |  |  |  |
| J. Brissett   | 3         | 2          | 51          | 0/0         | 0          | 50        | 0        | 109.7        |  |                    |  |  |  |  |  |  |  |  |  |         |     |     |     |    |    |  |  |  |  |         |    |    |     |    |   |  |  |  |  |         |    |    |     |    |   |  |  |  |  |           |   |   |     |   |   |  |  |  |  |            |   |   |     |   |   |  |  |  |  |              |           |           |            |           |          |  |  |  |  |         |     |     |     |       |    |    |    |     |  |            |    |   |     |      |   |    |   |      |  |             |   |   |    |     |   |    |   |       |  |              |           |           |            |             |          |           |          |             |  |           |    |     |     |    |    |  |  |  |  |           |   |    |      |    |   |  |  |  |  |          |   |    |      |    |   |  |  |  |  |             |   |    |      |    |   |  |  |  |  |         |   |    |      |    |   |  |  |  |  |         |   |    |      |    |   |  |  |  |  |          |   |   |     |   |   |  |  |  |  |          |   |   |     |   |   |  |  |  |  |           |   |    |      |    |   |  |  |  |  |              |           |            |             |           |          |  |  |  |  |               |    |     |     |    |    |  |  |  |  |     |   |   |   |   |   |  |  |  |  |              |          |          |          |          |          |  |  |  |  |         |    |     |     |     |        |    |  |  |  |            |   |     |      |      |     |    |  |  |  |              |          |            |             |             |            |           |  |  |  |              |    |     |     |    |    |    |  |  |  |         |   |   |     |   |   |   |  |  |  |              |          |          |            |          |          |          |  |  |  |                 |    |     |     |    |    |    |  |  |  |             |   |   |     |   |   |   |  |  |  |              |          |          |            |          |          |          |  |  |  |   |  |  |  |  |  |  |  |  |  |                  |  |  |  |  |  |  |  |  |  |         |     |     |     |    |    |  |  |  |  |              |    |    |     |    |   |  |  |  |  |          |   |    |     |   |   |  |  |  |  |           |   |    |     |   |   |  |  |  |  |          |   |   |     |   |   |  |  |  |  |            |   |    |      |    |   |  |  |  |  |              |           |           |            |           |          |  |  |  |  |         |     |     |     |       |    |    |    |     |  |         |    |    |     |     |   |    |   |       |  |            |   |   |    |     |   |    |   |       |  |              |           |           |            |            |          |           |          |              |  |           |    |     |     |    |    |  |  |  |  |            |   |    |      |    |   |  |  |  |  |              |   |    |      |    |   |  |  |  |  |         |   |    |      |    |   |  |  |  |  |          |   |    |      |    |   |  |  |  |  |           |   |    |     |   |   |  |  |  |  |            |   |    |      |    |   |  |  |  |  |            |   |    |      |    |   |  |  |  |  |           |   |   |     |   |   |  |  |  |  |              |           |            |             |           |          |  |  |  |  |               |    |     |     |    |    |  |  |  |  |            |   |    |      |     |   |  |  |  |  |           |   |    |      |     |   |  |  |  |  |              |          |           |             |            |          |  |  |  |  |         |    |     |     |     |        |    |  |  |  |           |   |     |      |      |     |    |  |  |  |              |          |            |             |             |            |           |  |  |  |              |    |     |     |    |    |    |  |  |  |           |   |    |     |   |   |   |  |  |  |                 |   |   |     |   |   |   |  |  |  |              |          |           |            |          |          |          |  |  |  |                 |    |     |     |    |    |    |  |  |  |           |   |    |      |   |    |   |  |  |  |           |   |    |      |   |    |   |  |  |  |             |   |   |     |   |   |   |  |  |  |              |          |           |             |          |           |          |  |  |  |
| <b>Total</b>  | <b>21</b> | <b>11</b>  | <b>179</b>  | <b>4/29</b> | <b>0</b>   | <b>50</b> | <b>2</b> | <b>41.7</b>  |  |                    |  |  |  |  |  |  |  |  |  |         |     |     |     |    |    |  |  |  |  |         |    |    |     |    |   |  |  |  |  |         |    |    |     |    |   |  |  |  |  |           |   |   |     |   |   |  |  |  |  |            |   |   |     |   |   |  |  |  |  |              |           |           |            |           |          |  |  |  |  |         |     |     |     |       |    |    |    |     |  |            |    |   |     |      |   |    |   |      |  |             |   |   |    |     |   |    |   |       |  |              |           |           |            |             |          |           |          |             |  |           |    |     |     |    |    |  |  |  |  |           |   |    |      |    |   |  |  |  |  |          |   |    |      |    |   |  |  |  |  |             |   |    |      |    |   |  |  |  |  |         |   |    |      |    |   |  |  |  |  |         |   |    |      |    |   |  |  |  |  |          |   |   |     |   |   |  |  |  |  |          |   |   |     |   |   |  |  |  |  |           |   |    |      |    |   |  |  |  |  |              |           |            |             |           |          |  |  |  |  |               |    |     |     |    |    |  |  |  |  |     |   |   |   |   |   |  |  |  |  |              |          |          |          |          |          |  |  |  |  |         |    |     |     |     |        |    |  |  |  |            |   |     |      |      |     |    |  |  |  |              |          |            |             |             |            |           |  |  |  |              |    |     |     |    |    |    |  |  |  |         |   |   |     |   |   |   |  |  |  |              |          |          |            |          |          |          |  |  |  |                 |    |     |     |    |    |    |  |  |  |             |   |   |     |   |   |   |  |  |  |              |          |          |            |          |          |          |  |  |  |   |  |  |  |  |  |  |  |  |  |                  |  |  |  |  |  |  |  |  |  |         |     |     |     |    |    |  |  |  |  |              |    |    |     |    |   |  |  |  |  |          |   |    |     |   |   |  |  |  |  |           |   |    |     |   |   |  |  |  |  |          |   |   |     |   |   |  |  |  |  |            |   |    |      |    |   |  |  |  |  |              |           |           |            |           |          |  |  |  |  |         |     |     |     |       |    |    |    |     |  |         |    |    |     |     |   |    |   |       |  |            |   |   |    |     |   |    |   |       |  |              |           |           |            |            |          |           |          |              |  |           |    |     |     |    |    |  |  |  |  |            |   |    |      |    |   |  |  |  |  |              |   |    |      |    |   |  |  |  |  |         |   |    |      |    |   |  |  |  |  |          |   |    |      |    |   |  |  |  |  |           |   |    |     |   |   |  |  |  |  |            |   |    |      |    |   |  |  |  |  |            |   |    |      |    |   |  |  |  |  |           |   |   |     |   |   |  |  |  |  |              |           |            |             |           |          |  |  |  |  |               |    |     |     |    |    |  |  |  |  |            |   |    |      |     |   |  |  |  |  |           |   |    |      |     |   |  |  |  |  |              |          |           |             |            |          |  |  |  |  |         |    |     |     |     |        |    |  |  |  |           |   |     |      |      |     |    |  |  |  |              |          |            |             |             |            |           |  |  |  |              |    |     |     |    |    |    |  |  |  |           |   |    |     |   |   |   |  |  |  |                 |   |   |     |   |   |   |  |  |  |              |          |           |            |          |          |          |  |  |  |                 |    |     |     |    |    |    |  |  |  |           |   |    |      |   |    |   |  |  |  |           |   |    |      |   |    |   |  |  |  |             |   |   |     |   |   |   |  |  |  |              |          |           |             |          |           |          |  |  |  |
| RECEIVING   | NO        | YDS        | AVG         | LG          | TD         |           |          |              |  |                    |  |  |  |  |  |  |  |  |  |         |     |     |     |    |    |  |  |  |  |         |    |    |     |    |   |  |  |  |  |         |    |    |     |    |   |  |  |  |  |           |   |   |     |   |   |  |  |  |  |            |   |   |     |   |   |  |  |  |  |              |           |           |            |           |          |  |  |  |  |         |     |     |     |       |    |    |    |     |  |            |    |   |     |      |   |    |   |      |  |             |   |   |    |     |   |    |   |       |  |              |           |           |            |             |          |           |          |             |  |           |    |     |     |    |    |  |  |  |  |           |   |    |      |    |   |  |  |  |  |          |   |    |      |    |   |  |  |  |  |             |   |    |      |    |   |  |  |  |  |         |   |    |      |    |   |  |  |  |  |         |   |    |      |    |   |  |  |  |  |          |   |   |     |   |   |  |  |  |  |          |   |   |     |   |   |  |  |  |  |           |   |    |      |    |   |  |  |  |  |              |           |            |             |           |          |  |  |  |  |               |    |     |     |    |    |  |  |  |  |     |   |   |   |   |   |  |  |  |  |              |          |          |          |          |          |  |  |  |  |         |    |     |     |     |        |    |  |  |  |            |   |     |      |      |     |    |  |  |  |              |          |            |             |             |            |           |  |  |  |              |    |     |     |    |    |    |  |  |  |         |   |   |     |   |   |   |  |  |  |              |          |          |            |          |          |          |  |  |  |                 |    |     |     |    |    |    |  |  |  |             |   |   |     |   |   |   |  |  |  |              |          |          |            |          |          |          |  |  |  |   |  |  |  |  |  |  |  |  |  |                  |  |  |  |  |  |  |  |  |  |         |     |     |     |    |    |  |  |  |  |              |    |    |     |    |   |  |  |  |  |          |   |    |     |   |   |  |  |  |  |           |   |    |     |   |   |  |  |  |  |          |   |   |     |   |   |  |  |  |  |            |   |    |      |    |   |  |  |  |  |              |           |           |            |           |          |  |  |  |  |         |     |     |     |       |    |    |    |     |  |         |    |    |     |     |   |    |   |       |  |            |   |   |    |     |   |    |   |       |  |              |           |           |            |            |          |           |          |              |  |           |    |     |     |    |    |  |  |  |  |            |   |    |      |    |   |  |  |  |  |              |   |    |      |    |   |  |  |  |  |         |   |    |      |    |   |  |  |  |  |          |   |    |      |    |   |  |  |  |  |           |   |    |     |   |   |  |  |  |  |            |   |    |      |    |   |  |  |  |  |            |   |    |      |    |   |  |  |  |  |           |   |   |     |   |   |  |  |  |  |              |           |            |             |           |          |  |  |  |  |               |    |     |     |    |    |  |  |  |  |            |   |    |      |     |   |  |  |  |  |           |   |    |      |     |   |  |  |  |  |              |          |           |             |            |          |  |  |  |  |         |    |     |     |     |        |    |  |  |  |           |   |     |      |      |     |    |  |  |  |              |          |            |             |             |            |           |  |  |  |              |    |     |     |    |    |    |  |  |  |           |   |    |     |   |   |   |  |  |  |                 |   |   |     |   |   |   |  |  |  |              |          |           |            |          |          |          |  |  |  |                 |    |     |     |    |    |    |  |  |  |           |   |    |      |   |    |   |  |  |  |           |   |    |      |   |    |   |  |  |  |             |   |   |     |   |   |   |  |  |  |              |          |           |             |          |           |          |  |  |  |
| T. Hilton   | 3         | 57         | 19.0        | 32          | 0          |           |          |              |  |                    |  |  |  |  |  |  |  |  |  |         |     |     |     |    |    |  |  |  |  |         |    |    |     |    |   |  |  |  |  |         |    |    |     |    |   |  |  |  |  |           |   |   |     |   |   |  |  |  |  |            |   |   |     |   |   |  |  |  |  |              |           |           |            |           |          |  |  |  |  |         |     |     |     |       |    |    |    |     |  |            |    |   |     |      |   |    |   |      |  |             |   |   |    |     |   |    |   |       |  |              |           |           |            |             |          |           |          |             |  |           |    |     |     |    |    |  |  |  |  |           |   |    |      |    |   |  |  |  |  |          |   |    |      |    |   |  |  |  |  |             |   |    |      |    |   |  |  |  |  |         |   |    |      |    |   |  |  |  |  |         |   |    |      |    |   |  |  |  |  |          |   |   |     |   |   |  |  |  |  |          |   |   |     |   |   |  |  |  |  |           |   |    |      |    |   |  |  |  |  |              |           |            |             |           |          |  |  |  |  |               |    |     |     |    |    |  |  |  |  |     |   |   |   |   |   |  |  |  |  |              |          |          |          |          |          |  |  |  |  |         |    |     |     |     |        |    |  |  |  |            |   |     |      |      |     |    |  |  |  |              |          |            |             |             |            |           |  |  |  |              |    |     |     |    |    |    |  |  |  |         |   |   |     |   |   |   |  |  |  |              |          |          |            |          |          |          |  |  |  |                 |    |     |     |    |    |    |  |  |  |             |   |   |     |   |   |   |  |  |  |              |          |          |            |          |          |          |  |  |  |   |  |  |  |  |  |  |  |  |  |                  |  |  |  |  |  |  |  |  |  |         |     |     |     |    |    |  |  |  |  |              |    |    |     |    |   |  |  |  |  |          |   |    |     |   |   |  |  |  |  |           |   |    |     |   |   |  |  |  |  |          |   |   |     |   |   |  |  |  |  |            |   |    |      |    |   |  |  |  |  |              |           |           |            |           |          |  |  |  |  |         |     |     |     |       |    |    |    |     |  |         |    |    |     |     |   |    |   |       |  |            |   |   |    |     |   |    |   |       |  |              |           |           |            |            |          |           |          |              |  |           |    |     |     |    |    |  |  |  |  |            |   |    |      |    |   |  |  |  |  |              |   |    |      |    |   |  |  |  |  |         |   |    |      |    |   |  |  |  |  |          |   |    |      |    |   |  |  |  |  |           |   |    |     |   |   |  |  |  |  |            |   |    |      |    |   |  |  |  |  |            |   |    |      |    |   |  |  |  |  |           |   |   |     |   |   |  |  |  |  |              |           |            |             |           |          |  |  |  |  |               |    |     |     |    |    |  |  |  |  |            |   |    |      |     |   |  |  |  |  |           |   |    |      |     |   |  |  |  |  |              |          |           |             |            |          |  |  |  |  |         |    |     |     |     |        |    |  |  |  |           |   |     |      |      |     |    |  |  |  |              |          |            |             |             |            |           |  |  |  |              |    |     |     |    |    |    |  |  |  |           |   |    |     |   |   |   |  |  |  |                 |   |   |     |   |   |   |  |  |  |              |          |           |            |          |          |          |  |  |  |                 |    |     |     |    |    |    |  |  |  |           |   |    |      |   |    |   |  |  |  |           |   |    |      |   |    |   |  |  |  |             |   |   |     |   |   |   |  |  |  |              |          |           |             |          |           |          |  |  |  |
| J. Doyle  | 2         | 41         | 20.5        | 21          | 0          |           |          |              |  |                    |  |  |  |  |  |  |  |  |  |         |     |     |     |    |    |  |  |  |  |         |    |    |     |    |   |  |  |  |  |         |    |    |     |    |   |  |  |  |  |           |   |   |     |   |   |  |  |  |  |            |   |   |     |   |   |  |  |  |  |              |           |           |            |           |          |  |  |  |  |         |     |     |     |       |    |    |    |     |  |            |    |   |     |      |   |    |   |      |  |             |   |   |    |     |   |    |   |       |  |              |           |           |            |             |          |           |          |             |  |           |    |     |     |    |    |  |  |  |  |           |   |    |      |    |   |  |  |  |  |          |   |    |      |    |   |  |  |  |  |             |   |    |      |    |   |  |  |  |  |         |   |    |      |    |   |  |  |  |  |         |   |    |      |    |   |  |  |  |  |          |   |   |     |   |   |  |  |  |  |          |   |   |     |   |   |  |  |  |  |           |   |    |      |    |   |  |  |  |  |              |           |            |             |           |          |  |  |  |  |               |    |     |     |    |    |  |  |  |  |     |   |   |   |   |   |  |  |  |  |              |          |          |          |          |          |  |  |  |  |         |    |     |     |     |        |    |  |  |  |            |   |     |      |      |     |    |  |  |  |              |          |            |             |             |            |           |  |  |  |              |    |     |     |    |    |    |  |  |  |         |   |   |     |   |   |   |  |  |  |              |          |          |            |          |          |          |  |  |  |                 |    |     |     |    |    |    |  |  |  |             |   |   |     |   |   |   |  |  |  |              |          |          |            |          |          |          |  |  |  |   |  |  |  |  |  |  |  |  |  |                  |  |  |  |  |  |  |  |  |  |         |     |     |     |    |    |  |  |  |  |              |    |    |     |    |   |  |  |  |  |          |   |    |     |   |   |  |  |  |  |           |   |    |     |   |   |  |  |  |  |          |   |   |     |   |   |  |  |  |  |            |   |    |      |    |   |  |  |  |  |              |           |           |            |           |          |  |  |  |  |         |     |     |     |       |    |    |    |     |  |         |    |    |     |     |   |    |   |       |  |            |   |   |    |     |   |    |   |       |  |              |           |           |            |            |          |           |          |              |  |           |    |     |     |    |    |  |  |  |  |            |   |    |      |    |   |  |  |  |  |              |   |    |      |    |   |  |  |  |  |         |   |    |      |    |   |  |  |  |  |          |   |    |      |    |   |  |  |  |  |           |   |    |     |   |   |  |  |  |  |            |   |    |      |    |   |  |  |  |  |            |   |    |      |    |   |  |  |  |  |           |   |   |     |   |   |  |  |  |  |              |           |            |             |           |          |  |  |  |  |               |    |     |     |    |    |  |  |  |  |            |   |    |      |     |   |  |  |  |  |           |   |    |      |     |   |  |  |  |  |              |          |           |             |            |          |  |  |  |  |         |    |     |     |     |        |    |  |  |  |           |   |     |      |      |     |    |  |  |  |              |          |            |             |             |            |           |  |  |  |              |    |     |     |    |    |    |  |  |  |           |   |    |     |   |   |   |  |  |  |                 |   |   |     |   |   |   |  |  |  |              |          |           |            |          |          |          |  |  |  |                 |    |     |     |    |    |    |  |  |  |           |   |    |      |   |    |   |  |  |  |           |   |    |      |   |    |   |  |  |  |             |   |   |     |   |   |   |  |  |  |              |          |           |             |          |           |          |  |  |  |
| D. Moncrief   | 1         | 50         | 50.0        | 50          | 0          |           |          |              |  |                    |  |  |  |  |  |  |  |  |  |         |     |     |     |    |    |  |  |  |  |         |    |    |     |    |   |  |  |  |  |         |    |    |     |    |   |  |  |  |  |           |   |   |     |   |   |  |  |  |  |            |   |   |     |   |   |  |  |  |  |              |           |           |            |           |          |  |  |  |  |         |     |     |     |       |    |    |    |     |  |            |    |   |     |      |   |    |   |      |  |             |   |   |    |     |   |    |   |       |  |              |           |           |            |             |          |           |          |             |  |           |    |     |     |    |    |  |  |  |  |           |   |    |      |    |   |  |  |  |  |          |   |    |      |    |   |  |  |  |  |             |   |    |      |    |   |  |  |  |  |         |   |    |      |    |   |  |  |  |  |         |   |    |      |    |   |  |  |  |  |          |   |   |     |   |   |  |  |  |  |          |   |   |     |   |   |  |  |  |  |           |   |    |      |    |   |  |  |  |  |              |           |            |             |           |          |  |  |  |  |               |    |     |     |    |    |  |  |  |  |     |   |   |   |   |   |  |  |  |  |              |          |          |          |          |          |  |  |  |  |         |    |     |     |     |        |    |  |  |  |            |   |     |      |      |     |    |  |  |  |              |          |            |             |             |            |           |  |  |  |              |    |     |     |    |    |    |  |  |  |         |   |   |     |   |   |   |  |  |  |              |          |          |            |          |          |          |  |  |  |                 |    |     |     |    |    |    |  |  |  |             |   |   |     |   |   |   |  |  |  |              |          |          |            |          |          |          |  |  |  |   |  |  |  |  |  |  |  |  |  |                  |  |  |  |  |  |  |  |  |  |         |     |     |     |    |    |  |  |  |  |              |    |    |     |    |   |  |  |  |  |          |   |    |     |   |   |  |  |  |  |           |   |    |     |   |   |  |  |  |  |          |   |   |     |   |   |  |  |  |  |            |   |    |      |    |   |  |  |  |  |              |           |           |            |           |          |  |  |  |  |         |     |     |     |       |    |    |    |     |  |         |    |    |     |     |   |    |   |       |  |            |   |   |    |     |   |    |   |       |  |              |           |           |            |            |          |           |          |              |  |           |    |     |     |    |    |  |  |  |  |            |   |    |      |    |   |  |  |  |  |              |   |    |      |    |   |  |  |  |  |         |   |    |      |    |   |  |  |  |  |          |   |    |      |    |   |  |  |  |  |           |   |    |     |   |   |  |  |  |  |            |   |    |      |    |   |  |  |  |  |            |   |    |      |    |   |  |  |  |  |           |   |   |     |   |   |  |  |  |  |              |           |            |             |           |          |  |  |  |  |               |    |     |     |    |    |  |  |  |  |            |   |    |      |     |   |  |  |  |  |           |   |    |      |     |   |  |  |  |  |              |          |           |             |            |          |  |  |  |  |         |    |     |     |     |        |    |  |  |  |           |   |     |      |      |     |    |  |  |  |              |          |            |             |             |            |           |  |  |  |              |    |     |     |    |    |    |  |  |  |           |   |    |     |   |   |   |  |  |  |                 |   |   |     |   |   |   |  |  |  |              |          |           |            |          |          |          |  |  |  |                 |    |     |     |    |    |    |  |  |  |           |   |    |      |   |    |   |  |  |  |           |   |    |      |   |    |   |  |  |  |             |   |   |     |   |   |   |  |  |  |              |          |           |             |          |           |          |  |  |  |
| M. Mack   | 1         | 21         | 21.0        | 21          | 0          |           |          |              |  |                    |  |  |  |  |  |  |  |  |  |         |     |     |     |    |    |  |  |  |  |         |    |    |     |    |   |  |  |  |  |         |    |    |     |    |   |  |  |  |  |           |   |   |     |   |   |  |  |  |  |            |   |   |     |   |   |  |  |  |  |              |           |           |            |           |          |  |  |  |  |         |     |     |     |       |    |    |    |     |  |            |    |   |     |      |   |    |   |      |  |             |   |   |    |     |   |    |   |       |  |              |           |           |            |             |          |           |          |             |  |           |    |     |     |    |    |  |  |  |  |           |   |    |      |    |   |  |  |  |  |          |   |    |      |    |   |  |  |  |  |             |   |    |      |    |   |  |  |  |  |         |   |    |      |    |   |  |  |  |  |         |   |    |      |    |   |  |  |  |  |          |   |   |     |   |   |  |  |  |  |          |   |   |     |   |   |  |  |  |  |           |   |    |      |    |   |  |  |  |  |              |           |            |             |           |          |  |  |  |  |               |    |     |     |    |    |  |  |  |  |     |   |   |   |   |   |  |  |  |  |              |          |          |          |          |          |  |  |  |  |         |    |     |     |     |        |    |  |  |  |            |   |     |      |      |     |    |  |  |  |              |          |            |             |             |            |           |  |  |  |              |    |     |     |    |    |    |  |  |  |         |   |   |     |   |   |   |  |  |  |              |          |          |            |          |          |          |  |  |  |                 |    |     |     |    |    |    |  |  |  |             |   |   |     |   |   |   |  |  |  |              |          |          |            |          |          |          |  |  |  |   |  |  |  |  |  |  |  |  |  |                  |  |  |  |  |  |  |  |  |  |         |     |     |     |    |    |  |  |  |  |              |    |    |     |    |   |  |  |  |  |          |   |    |     |   |   |  |  |  |  |           |   |    |     |   |   |  |  |  |  |          |   |   |     |   |   |  |  |  |  |            |   |    |      |    |   |  |  |  |  |              |           |           |            |           |          |  |  |  |  |         |     |     |     |       |    |    |    |     |  |         |    |    |     |     |   |    |   |       |  |            |   |   |    |     |   |    |   |       |  |              |           |           |            |            |          |           |          |              |  |           |    |     |     |    |    |  |  |  |  |            |   |    |      |    |   |  |  |  |  |              |   |    |      |    |   |  |  |  |  |         |   |    |      |    |   |  |  |  |  |          |   |    |      |    |   |  |  |  |  |           |   |    |     |   |   |  |  |  |  |            |   |    |      |    |   |  |  |  |  |            |   |    |      |    |   |  |  |  |  |           |   |   |     |   |   |  |  |  |  |              |           |            |             |           |          |  |  |  |  |               |    |     |     |    |    |  |  |  |  |            |   |    |      |     |   |  |  |  |  |           |   |    |      |     |   |  |  |  |  |              |          |           |             |            |          |  |  |  |  |         |    |     |     |     |        |    |  |  |  |           |   |     |      |      |     |    |  |  |  |              |          |            |             |             |            |           |  |  |  |              |    |     |     |    |    |    |  |  |  |           |   |    |     |   |   |   |  |  |  |                 |   |   |     |   |   |   |  |  |  |              |          |           |            |          |          |          |  |  |  |                 |    |     |     |    |    |    |  |  |  |           |   |    |      |   |    |   |  |  |  |           |   |    |      |   |    |   |  |  |  |             |   |   |     |   |   |   |  |  |  |              |          |           |             |          |           |          |  |  |  |
| F. Gore   | 1         | 10         | 10.0        | 10          | 0          |           |          |              |  |                    |  |  |  |  |  |  |  |  |  |         |     |     |     |    |    |  |  |  |  |         |    |    |     |    |   |  |  |  |  |         |    |    |     |    |   |  |  |  |  |           |   |   |     |   |   |  |  |  |  |            |   |   |     |   |   |  |  |  |  |              |           |           |            |           |          |  |  |  |  |         |     |     |     |       |    |    |    |     |  |            |    |   |     |      |   |    |   |      |  |             |   |   |    |     |   |    |   |       |  |              |           |           |            |             |          |           |          |             |  |           |    |     |     |    |    |  |  |  |  |           |   |    |      |    |   |  |  |  |  |          |   |    |      |    |   |  |  |  |  |             |   |    |      |    |   |  |  |  |  |         |   |    |      |    |   |  |  |  |  |         |   |    |      |    |   |  |  |  |  |          |   |   |     |   |   |  |  |  |  |          |   |   |     |   |   |  |  |  |  |           |   |    |      |    |   |  |  |  |  |              |           |            |             |           |          |  |  |  |  |               |    |     |     |    |    |  |  |  |  |     |   |   |   |   |   |  |  |  |  |              |          |          |          |          |          |  |  |  |  |         |    |     |     |     |        |    |  |  |  |            |   |     |      |      |     |    |  |  |  |              |          |            |             |             |            |           |  |  |  |              |    |     |     |    |    |    |  |  |  |         |   |   |     |   |   |   |  |  |  |              |          |          |            |          |          |          |  |  |  |                 |    |     |     |    |    |    |  |  |  |             |   |   |     |   |   |   |  |  |  |              |          |          |            |          |          |          |  |  |  |   |  |  |  |  |  |  |  |  |  |                  |  |  |  |  |  |  |  |  |  |         |     |     |     |    |    |  |  |  |  |              |    |    |     |    |   |  |  |  |  |          |   |    |     |   |   |  |  |  |  |           |   |    |     |   |   |  |  |  |  |          |   |   |     |   |   |  |  |  |  |            |   |    |      |    |   |  |  |  |  |              |           |           |            |           |          |  |  |  |  |         |     |     |     |       |    |    |    |     |  |         |    |    |     |     |   |    |   |       |  |            |   |   |    |     |   |    |   |       |  |              |           |           |            |            |          |           |          |              |  |           |    |     |     |    |    |  |  |  |  |            |   |    |      |    |   |  |  |  |  |              |   |    |      |    |   |  |  |  |  |         |   |    |      |    |   |  |  |  |  |          |   |    |      |    |   |  |  |  |  |           |   |    |     |   |   |  |  |  |  |            |   |    |      |    |   |  |  |  |  |            |   |    |      |    |   |  |  |  |  |           |   |   |     |   |   |  |  |  |  |              |           |            |             |           |          |  |  |  |  |               |    |     |     |    |    |  |  |  |  |            |   |    |      |     |   |  |  |  |  |           |   |    |      |     |   |  |  |  |  |              |          |           |             |            |          |  |  |  |  |         |    |     |     |     |        |    |  |  |  |           |   |     |      |      |     |    |  |  |  |              |          |            |             |             |            |           |  |  |  |              |    |     |     |    |    |    |  |  |  |           |   |    |     |   |   |   |  |  |  |                 |   |   |     |   |   |   |  |  |  |              |          |           |            |          |          |          |  |  |  |                 |    |     |     |    |    |    |  |  |  |           |   |    |      |   |    |   |  |  |  |           |   |    |      |   |    |   |  |  |  |             |   |   |     |   |   |   |  |  |  |              |          |           |             |          |           |          |  |  |  |
| K. Aiken  | 1         | 3          | 3.0         | 3           | 0          |           |          |              |  |                    |  |  |  |  |  |  |  |  |  |         |     |     |     |    |    |  |  |  |  |         |    |    |     |    |   |  |  |  |  |         |    |    |     |    |   |  |  |  |  |           |   |   |     |   |   |  |  |  |  |            |   |   |     |   |   |  |  |  |  |              |           |           |            |           |          |  |  |  |  |         |     |     |     |       |    |    |    |     |  |            |    |   |     |      |   |    |   |      |  |             |   |   |    |     |   |    |   |       |  |              |           |           |            |             |          |           |          |             |  |           |    |     |     |    |    |  |  |  |  |           |   |    |      |    |   |  |  |  |  |          |   |    |      |    |   |  |  |  |  |             |   |    |      |    |   |  |  |  |  |         |   |    |      |    |   |  |  |  |  |         |   |    |      |    |   |  |  |  |  |          |   |   |     |   |   |  |  |  |  |          |   |   |     |   |   |  |  |  |  |           |   |    |      |    |   |  |  |  |  |              |           |            |             |           |          |  |  |  |  |               |    |     |     |    |    |  |  |  |  |     |   |   |   |   |   |  |  |  |  |              |          |          |          |          |          |  |  |  |  |         |    |     |     |     |        |    |  |  |  |            |   |     |      |      |     |    |  |  |  |              |          |            |             |             |            |           |  |  |  |              |    |     |     |    |    |    |  |  |  |         |   |   |     |   |   |   |  |  |  |              |          |          |            |          |          |          |  |  |  |                 |    |     |     |    |    |    |  |  |  |             |   |   |     |   |   |   |  |  |  |              |          |          |            |          |          |          |  |  |  |   |  |  |  |  |  |  |  |  |  |                  |  |  |  |  |  |  |  |  |  |         |     |     |     |    |    |  |  |  |  |              |    |    |     |    |   |  |  |  |  |          |   |    |     |   |   |  |  |  |  |           |   |    |     |   |   |  |  |  |  |          |   |   |     |   |   |  |  |  |  |            |   |    |      |    |   |  |  |  |  |              |           |           |            |           |          |  |  |  |  |         |     |     |     |       |    |    |    |     |  |         |    |    |     |     |   |    |   |       |  |            |   |   |    |     |   |    |   |       |  |              |           |           |            |            |          |           |          |              |  |           |    |     |     |    |    |  |  |  |  |            |   |    |      |    |   |  |  |  |  |              |   |    |      |    |   |  |  |  |  |         |   |    |      |    |   |  |  |  |  |          |   |    |      |    |   |  |  |  |  |           |   |    |     |   |   |  |  |  |  |            |   |    |      |    |   |  |  |  |  |            |   |    |      |    |   |  |  |  |  |           |   |   |     |   |   |  |  |  |  |              |           |            |             |           |          |  |  |  |  |               |    |     |     |    |    |  |  |  |  |            |   |    |      |     |   |  |  |  |  |           |   |    |      |     |   |  |  |  |  |              |          |           |             |            |          |  |  |  |  |         |    |     |     |     |        |    |  |  |  |           |   |     |      |      |     |    |  |  |  |              |          |            |             |             |            |           |  |  |  |              |    |     |     |    |    |    |  |  |  |           |   |    |     |   |   |   |  |  |  |                 |   |   |     |   |   |   |  |  |  |              |          |           |            |          |          |          |  |  |  |                 |    |     |     |    |    |    |  |  |  |           |   |    |      |   |    |   |  |  |  |           |   |    |      |   |    |   |  |  |  |             |   |   |     |   |   |   |  |  |  |              |          |           |             |          |           |          |  |  |  |
| M. Hazel  | 1         | 1          | 1.0         | 1           | 0          |           |          |              |  |                    |  |  |  |  |  |  |  |  |  |         |     |     |     |    |    |  |  |  |  |         |    |    |     |    |   |  |  |  |  |         |    |    |     |    |   |  |  |  |  |           |   |   |     |   |   |  |  |  |  |            |   |   |     |   |   |  |  |  |  |              |           |           |            |           |          |  |  |  |  |         |     |     |     |       |    |    |    |     |  |            |    |   |     |      |   |    |   |      |  |             |   |   |    |     |   |    |   |       |  |              |           |           |            |             |          |           |          |             |  |           |    |     |     |    |    |  |  |  |  |           |   |    |      |    |   |  |  |  |  |          |   |    |      |    |   |  |  |  |  |             |   |    |      |    |   |  |  |  |  |         |   |    |      |    |   |  |  |  |  |         |   |    |      |    |   |  |  |  |  |          |   |   |     |   |   |  |  |  |  |          |   |   |     |   |   |  |  |  |  |           |   |    |      |    |   |  |  |  |  |              |           |            |             |           |          |  |  |  |  |               |    |     |     |    |    |  |  |  |  |     |   |   |   |   |   |  |  |  |  |              |          |          |          |          |          |  |  |  |  |         |    |     |     |     |        |    |  |  |  |            |   |     |      |      |     |    |  |  |  |              |          |            |             |             |            |           |  |  |  |              |    |     |     |    |    |    |  |  |  |         |   |   |     |   |   |   |  |  |  |              |          |          |            |          |          |          |  |  |  |                 |    |     |     |    |    |    |  |  |  |             |   |   |     |   |   |   |  |  |  |              |          |          |            |          |          |          |  |  |  |   |  |  |  |  |  |  |  |  |  |                  |  |  |  |  |  |  |  |  |  |         |     |     |     |    |    |  |  |  |  |              |    |    |     |    |   |  |  |  |  |          |   |    |     |   |   |  |  |  |  |           |   |    |     |   |   |  |  |  |  |          |   |   |     |   |   |  |  |  |  |            |   |    |      |    |   |  |  |  |  |              |           |           |            |           |          |  |  |  |  |         |     |     |     |       |    |    |    |     |  |         |    |    |     |     |   |    |   |       |  |            |   |   |    |     |   |    |   |       |  |              |           |           |            |            |          |           |          |              |  |           |    |     |     |    |    |  |  |  |  |            |   |    |      |    |   |  |  |  |  |              |   |    |      |    |   |  |  |  |  |         |   |    |      |    |   |  |  |  |  |          |   |    |      |    |   |  |  |  |  |           |   |    |     |   |   |  |  |  |  |            |   |    |      |    |   |  |  |  |  |            |   |    |      |    |   |  |  |  |  |           |   |   |     |   |   |  |  |  |  |              |           |            |             |           |          |  |  |  |  |               |    |     |     |    |    |  |  |  |  |            |   |    |      |     |   |  |  |  |  |           |   |    |      |     |   |  |  |  |  |              |          |           |             |            |          |  |  |  |  |         |    |     |     |     |        |    |  |  |  |           |   |     |      |      |     |    |  |  |  |              |          |            |             |             |            |           |  |  |  |              |    |     |     |    |    |    |  |  |  |           |   |    |     |   |   |   |  |  |  |                 |   |   |     |   |   |   |  |  |  |              |          |           |            |          |          |          |  |  |  |                 |    |     |     |    |    |    |  |  |  |           |   |    |      |   |    |   |  |  |  |           |   |    |      |   |    |   |  |  |  |             |   |   |     |   |   |   |  |  |  |              |          |           |             |          |           |          |  |  |  |
| R. Turbin   | 1         | -4         | -4.0        | -4          | 0          |           |          |              |  |                    |  |  |  |  |  |  |  |  |  |         |     |     |     |    |    |  |  |  |  |         |    |    |     |    |   |  |  |  |  |         |    |    |     |    |   |  |  |  |  |           |   |   |     |   |   |  |  |  |  |            |   |   |     |   |   |  |  |  |  |              |           |           |            |           |          |  |  |  |  |         |     |     |     |       |    |    |    |     |  |            |    |   |     |      |   |    |   |      |  |             |   |   |    |     |   |    |   |       |  |              |           |           |            |             |          |           |          |             |  |           |    |     |     |    |    |  |  |  |  |           |   |    |      |    |   |  |  |  |  |          |   |    |      |    |   |  |  |  |  |             |   |    |      |    |   |  |  |  |  |         |   |    |      |    |   |  |  |  |  |         |   |    |      |    |   |  |  |  |  |          |   |   |     |   |   |  |  |  |  |          |   |   |     |   |   |  |  |  |  |           |   |    |      |    |   |  |  |  |  |              |           |            |             |           |          |  |  |  |  |               |    |     |     |    |    |  |  |  |  |     |   |   |   |   |   |  |  |  |  |              |          |          |          |          |          |  |  |  |  |         |    |     |     |     |        |    |  |  |  |            |   |     |      |      |     |    |  |  |  |              |          |            |             |             |            |           |  |  |  |              |    |     |     |    |    |    |  |  |  |         |   |   |     |   |   |   |  |  |  |              |          |          |            |          |          |          |  |  |  |                 |    |     |     |    |    |    |  |  |  |             |   |   |     |   |   |   |  |  |  |              |          |          |            |          |          |          |  |  |  |   |  |  |  |  |  |  |  |  |  |                  |  |  |  |  |  |  |  |  |  |         |     |     |     |    |    |  |  |  |  |              |    |    |     |    |   |  |  |  |  |          |   |    |     |   |   |  |  |  |  |           |   |    |     |   |   |  |  |  |  |          |   |   |     |   |   |  |  |  |  |            |   |    |      |    |   |  |  |  |  |              |           |           |            |           |          |  |  |  |  |         |     |     |     |       |    |    |    |     |  |         |    |    |     |     |   |    |   |       |  |            |   |   |    |     |   |    |   |       |  |              |           |           |            |            |          |           |          |              |  |           |    |     |     |    |    |  |  |  |  |            |   |    |      |    |   |  |  |  |  |              |   |    |      |    |   |  |  |  |  |         |   |    |      |    |   |  |  |  |  |          |   |    |      |    |   |  |  |  |  |           |   |    |     |   |   |  |  |  |  |            |   |    |      |    |   |  |  |  |  |            |   |    |      |    |   |  |  |  |  |           |   |   |     |   |   |  |  |  |  |              |           |            |             |           |          |  |  |  |  |               |    |     |     |    |    |  |  |  |  |            |   |    |      |     |   |  |  |  |  |           |   |    |      |     |   |  |  |  |  |              |          |           |             |            |          |  |  |  |  |         |    |     |     |     |        |    |  |  |  |           |   |     |      |      |     |    |  |  |  |              |          |            |             |             |            |           |  |  |  |              |    |     |     |    |    |    |  |  |  |           |   |    |     |   |   |   |  |  |  |                 |   |   |     |   |   |   |  |  |  |              |          |           |            |          |          |          |  |  |  |                 |    |     |     |    |    |    |  |  |  |           |   |    |      |   |    |   |  |  |  |           |   |    |      |   |    |   |  |  |  |             |   |   |     |   |   |   |  |  |  |              |          |           |             |          |           |          |  |  |  |
| <b>Total</b>  | <b>11</b> | <b>179</b> | <b>16.3</b> | <b>50</b>   | <b>0</b>   |           |          |              |  |                    |  |  |  |  |  |  |  |  |  |         |     |     |     |    |    |  |  |  |  |         |    |    |     |    |   |  |  |  |  |         |    |    |     |    |   |  |  |  |  |           |   |   |     |   |   |  |  |  |  |            |   |   |     |   |   |  |  |  |  |              |           |           |            |           |          |  |  |  |  |         |     |     |     |       |    |    |    |     |  |            |    |   |     |      |   |    |   |      |  |             |   |   |    |     |   |    |   |       |  |              |           |           |            |             |          |           |          |             |  |           |    |     |     |    |    |  |  |  |  |           |   |    |      |    |   |  |  |  |  |          |   |    |      |    |   |  |  |  |  |             |   |    |      |    |   |  |  |  |  |         |   |    |      |    |   |  |  |  |  |         |   |    |      |    |   |  |  |  |  |          |   |   |     |   |   |  |  |  |  |          |   |   |     |   |   |  |  |  |  |           |   |    |      |    |   |  |  |  |  |              |           |            |             |           |          |  |  |  |  |               |    |     |     |    |    |  |  |  |  |     |   |   |   |   |   |  |  |  |  |              |          |          |          |          |          |  |  |  |  |         |    |     |     |     |        |    |  |  |  |            |   |     |      |      |     |    |  |  |  |              |          |            |             |             |            |           |  |  |  |              |    |     |     |    |    |    |  |  |  |         |   |   |     |   |   |   |  |  |  |              |          |          |            |          |          |          |  |  |  |                 |    |     |     |    |    |    |  |  |  |             |   |   |     |   |   |   |  |  |  |              |          |          |            |          |          |          |  |  |  |   |  |  |  |  |  |  |  |  |  |                  |  |  |  |  |  |  |  |  |  |         |     |     |     |    |    |  |  |  |  |              |    |    |     |    |   |  |  |  |  |          |   |    |     |   |   |  |  |  |  |           |   |    |     |   |   |  |  |  |  |          |   |   |     |   |   |  |  |  |  |            |   |    |      |    |   |  |  |  |  |              |           |           |            |           |          |  |  |  |  |         |     |     |     |       |    |    |    |     |  |         |    |    |     |     |   |    |   |       |  |            |   |   |    |     |   |    |   |       |  |              |           |           |            |            |          |           |          |              |  |           |    |     |     |    |    |  |  |  |  |            |   |    |      |    |   |  |  |  |  |              |   |    |      |    |   |  |  |  |  |         |   |    |      |    |   |  |  |  |  |          |   |    |      |    |   |  |  |  |  |           |   |    |     |   |   |  |  |  |  |            |   |    |      |    |   |  |  |  |  |            |   |    |      |    |   |  |  |  |  |           |   |   |     |   |   |  |  |  |  |              |           |            |             |           |          |  |  |  |  |               |    |     |     |    |    |  |  |  |  |            |   |    |      |     |   |  |  |  |  |           |   |    |      |     |   |  |  |  |  |              |          |           |             |            |          |  |  |  |  |         |    |     |     |     |        |    |  |  |  |           |   |     |      |      |     |    |  |  |  |              |          |            |             |             |            |           |  |  |  |              |    |     |     |    |    |    |  |  |  |           |   |    |     |   |   |   |  |  |  |                 |   |   |     |   |   |   |  |  |  |              |          |           |            |          |          |          |  |  |  |                 |    |     |     |    |    |    |  |  |  |           |   |    |      |   |    |   |  |  |  |           |   |    |      |   |    |   |  |  |  |             |   |   |     |   |   |   |  |  |  |              |          |           |             |          |           |          |  |  |  |
| INTERCEPTIONS   | NO        | YDS        | AVG         | LG          | TD         |           |          |              |  |                    |  |  |  |  |  |  |  |  |  |         |     |     |     |    |    |  |  |  |  |         |    |    |     |    |   |  |  |  |  |         |    |    |     |    |   |  |  |  |  |           |   |   |     |   |   |  |  |  |  |            |   |   |     |   |   |  |  |  |  |              |           |           |            |           |          |  |  |  |  |         |     |     |     |       |    |    |    |     |  |            |    |   |     |      |   |    |   |      |  |             |   |   |    |     |   |    |   |       |  |              |           |           |            |             |          |           |          |             |  |           |    |     |     |    |    |  |  |  |  |           |   |    |      |    |   |  |  |  |  |          |   |    |      |    |   |  |  |  |  |             |   |    |      |    |   |  |  |  |  |         |   |    |      |    |   |  |  |  |  |         |   |    |      |    |   |  |  |  |  |          |   |   |     |   |   |  |  |  |  |          |   |   |     |   |   |  |  |  |  |           |   |    |      |    |   |  |  |  |  |              |           |            |             |           |          |  |  |  |  |               |    |     |     |    |    |  |  |  |  |     |   |   |   |   |   |  |  |  |  |              |          |          |          |          |          |  |  |  |  |         |    |     |     |     |        |    |  |  |  |            |   |     |      |      |     |    |  |  |  |              |          |            |             |             |            |           |  |  |  |              |    |     |     |    |    |    |  |  |  |         |   |   |     |   |   |   |  |  |  |              |          |          |            |          |          |          |  |  |  |                 |    |     |     |    |    |    |  |  |  |             |   |   |     |   |   |   |  |  |  |              |          |          |            |          |          |          |  |  |  |   |  |  |  |  |  |  |  |  |  |                  |  |  |  |  |  |  |  |  |  |         |     |     |     |    |    |  |  |  |  |              |    |    |     |    |   |  |  |  |  |          |   |    |     |   |   |  |  |  |  |           |   |    |     |   |   |  |  |  |  |          |   |   |     |   |   |  |  |  |  |            |   |    |      |    |   |  |  |  |  |              |           |           |            |           |          |  |  |  |  |         |     |     |     |       |    |    |    |     |  |         |    |    |     |     |   |    |   |       |  |            |   |   |    |     |   |    |   |       |  |              |           |           |            |            |          |           |          |              |  |           |    |     |     |    |    |  |  |  |  |            |   |    |      |    |   |  |  |  |  |              |   |    |      |    |   |  |  |  |  |         |   |    |      |    |   |  |  |  |  |          |   |    |      |    |   |  |  |  |  |           |   |    |     |   |   |  |  |  |  |            |   |    |      |    |   |  |  |  |  |            |   |    |      |    |   |  |  |  |  |           |   |   |     |   |   |  |  |  |  |              |           |            |             |           |          |  |  |  |  |               |    |     |     |    |    |  |  |  |  |            |   |    |      |     |   |  |  |  |  |           |   |    |      |     |   |  |  |  |  |              |          |           |             |            |          |  |  |  |  |         |    |     |     |     |        |    |  |  |  |           |   |     |      |      |     |    |  |  |  |              |          |            |             |             |            |           |  |  |  |              |    |     |     |    |    |    |  |  |  |           |   |    |     |   |   |   |  |  |  |                 |   |   |     |   |   |   |  |  |  |              |          |           |            |          |          |          |  |  |  |                 |    |     |     |    |    |    |  |  |  |           |   |    |      |   |    |   |  |  |  |           |   |    |      |   |    |   |  |  |  |             |   |   |     |   |   |   |  |  |  |              |          |           |             |          |           |          |  |  |  |
| N/A   | -         | -          | -           | -           | -          |           |          |              |  |                    |  |  |  |  |  |  |  |  |  |         |     |     |     |    |    |  |  |  |  |         |    |    |     |    |   |  |  |  |  |         |    |    |     |    |   |  |  |  |  |           |   |   |     |   |   |  |  |  |  |            |   |   |     |   |   |  |  |  |  |              |           |           |            |           |          |  |  |  |  |         |     |     |     |       |    |    |    |     |  |            |    |   |     |      |   |    |   |      |  |             |   |   |    |     |   |    |   |       |  |              |           |           |            |             |          |           |          |             |  |           |    |     |     |    |    |  |  |  |  |           |   |    |      |    |   |  |  |  |  |          |   |    |      |    |   |  |  |  |  |             |   |    |      |    |   |  |  |  |  |         |   |    |      |    |   |  |  |  |  |         |   |    |      |    |   |  |  |  |  |          |   |   |     |   |   |  |  |  |  |          |   |   |     |   |   |  |  |  |  |           |   |    |      |    |   |  |  |  |  |              |           |            |             |           |          |  |  |  |  |               |    |     |     |    |    |  |  |  |  |     |   |   |   |   |   |  |  |  |  |              |          |          |          |          |          |  |  |  |  |         |    |     |     |     |        |    |  |  |  |            |   |     |      |      |     |    |  |  |  |              |          |            |             |             |            |           |  |  |  |              |    |     |     |    |    |    |  |  |  |         |   |   |     |   |   |   |  |  |  |              |          |          |            |          |          |          |  |  |  |                 |    |     |     |    |    |    |  |  |  |             |   |   |     |   |   |   |  |  |  |              |          |          |            |          |          |          |  |  |  |   |  |  |  |  |  |  |  |  |  |                  |  |  |  |  |  |  |  |  |  |         |     |     |     |    |    |  |  |  |  |              |    |    |     |    |   |  |  |  |  |          |   |    |     |   |   |  |  |  |  |           |   |    |     |   |   |  |  |  |  |          |   |   |     |   |   |  |  |  |  |            |   |    |      |    |   |  |  |  |  |              |           |           |            |           |          |  |  |  |  |         |     |     |     |       |    |    |    |     |  |         |    |    |     |     |   |    |   |       |  |            |   |   |    |     |   |    |   |       |  |              |           |           |            |            |          |           |          |              |  |           |    |     |     |    |    |  |  |  |  |            |   |    |      |    |   |  |  |  |  |              |   |    |      |    |   |  |  |  |  |         |   |    |      |    |   |  |  |  |  |          |   |    |      |    |   |  |  |  |  |           |   |    |     |   |   |  |  |  |  |            |   |    |      |    |   |  |  |  |  |            |   |    |      |    |   |  |  |  |  |           |   |   |     |   |   |  |  |  |  |              |           |            |             |           |          |  |  |  |  |               |    |     |     |    |    |  |  |  |  |            |   |    |      |     |   |  |  |  |  |           |   |    |      |     |   |  |  |  |  |              |          |           |             |            |          |  |  |  |  |         |    |     |     |     |        |    |  |  |  |           |   |     |      |      |     |    |  |  |  |              |          |            |             |             |            |           |  |  |  |              |    |     |     |    |    |    |  |  |  |           |   |    |     |   |   |   |  |  |  |                 |   |   |     |   |   |   |  |  |  |              |          |           |            |          |          |          |  |  |  |                 |    |     |     |    |    |    |  |  |  |           |   |    |      |   |    |   |  |  |  |           |   |    |      |   |    |   |  |  |  |             |   |   |     |   |   |   |  |  |  |              |          |           |             |          |           |          |  |  |  |
| <b>Total</b>  | <b>-</b>  | <b>-</b>   | <b>-</b>    | <b>-</b>    | <b>-</b>   |           |          |              |  |                    |  |  |  |  |  |  |  |  |  |         |     |     |     |    |    |  |  |  |  |         |    |    |     |    |   |  |  |  |  |         |    |    |     |    |   |  |  |  |  |           |   |   |     |   |   |  |  |  |  |            |   |   |     |   |   |  |  |  |  |              |           |           |            |           |          |  |  |  |  |         |     |     |     |       |    |    |    |     |  |            |    |   |     |      |   |    |   |      |  |             |   |   |    |     |   |    |   |       |  |              |           |           |            |             |          |           |          |             |  |           |    |     |     |    |    |  |  |  |  |           |   |    |      |    |   |  |  |  |  |          |   |    |      |    |   |  |  |  |  |             |   |    |      |    |   |  |  |  |  |         |   |    |      |    |   |  |  |  |  |         |   |    |      |    |   |  |  |  |  |          |   |   |     |   |   |  |  |  |  |          |   |   |     |   |   |  |  |  |  |           |   |    |      |    |   |  |  |  |  |              |           |            |             |           |          |  |  |  |  |               |    |     |     |    |    |  |  |  |  |     |   |   |   |   |   |  |  |  |  |              |          |          |          |          |          |  |  |  |  |         |    |     |     |     |        |    |  |  |  |            |   |     |      |      |     |    |  |  |  |              |          |            |             |             |            |           |  |  |  |              |    |     |     |    |    |    |  |  |  |         |   |   |     |   |   |   |  |  |  |              |          |          |            |          |          |          |  |  |  |                 |    |     |     |    |    |    |  |  |  |             |   |   |     |   |   |   |  |  |  |              |          |          |            |          |          |          |  |  |  |   |  |  |  |  |  |  |  |  |  |                  |  |  |  |  |  |  |  |  |  |         |     |     |     |    |    |  |  |  |  |              |    |    |     |    |   |  |  |  |  |          |   |    |     |   |   |  |  |  |  |           |   |    |     |   |   |  |  |  |  |          |   |   |     |   |   |  |  |  |  |            |   |    |      |    |   |  |  |  |  |              |           |           |            |           |          |  |  |  |  |         |     |     |     |       |    |    |    |     |  |         |    |    |     |     |   |    |   |       |  |            |   |   |    |     |   |    |   |       |  |              |           |           |            |            |          |           |          |              |  |           |    |     |     |    |    |  |  |  |  |            |   |    |      |    |   |  |  |  |  |              |   |    |      |    |   |  |  |  |  |         |   |    |      |    |   |  |  |  |  |          |   |    |      |    |   |  |  |  |  |           |   |    |     |   |   |  |  |  |  |            |   |    |      |    |   |  |  |  |  |            |   |    |      |    |   |  |  |  |  |           |   |   |     |   |   |  |  |  |  |              |           |            |             |           |          |  |  |  |  |               |    |     |     |    |    |  |  |  |  |            |   |    |      |     |   |  |  |  |  |           |   |    |      |     |   |  |  |  |  |              |          |           |             |            |          |  |  |  |  |         |    |     |     |     |        |    |  |  |  |           |   |     |      |      |     |    |  |  |  |              |          |            |             |             |            |           |  |  |  |              |    |     |     |    |    |    |  |  |  |           |   |    |     |   |   |   |  |  |  |                 |   |   |     |   |   |   |  |  |  |              |          |           |            |          |          |          |  |  |  |                 |    |     |     |    |    |    |  |  |  |           |   |    |      |   |    |   |  |  |  |           |   |    |      |   |    |   |  |  |  |             |   |   |     |   |   |   |  |  |  |              |          |           |             |          |           |          |  |  |  |
| PUNTING   | NO        | YDS        | AVG         | NET         | TB/120     | LG        |          |              |  |                    |  |  |  |  |  |  |  |  |  |         |     |     |     |    |    |  |  |  |  |         |    |    |     |    |   |  |  |  |  |         |    |    |     |    |   |  |  |  |  |           |   |   |     |   |   |  |  |  |  |            |   |   |     |   |   |  |  |  |  |              |           |           |            |           |          |  |  |  |  |         |     |     |     |       |    |    |    |     |  |            |    |   |     |      |   |    |   |      |  |             |   |   |    |     |   |    |   |       |  |              |           |           |            |             |          |           |          |             |  |           |    |     |     |    |    |  |  |  |  |           |   |    |      |    |   |  |  |  |  |          |   |    |      |    |   |  |  |  |  |             |   |    |      |    |   |  |  |  |  |         |   |    |      |    |   |  |  |  |  |         |   |    |      |    |   |  |  |  |  |          |   |   |     |   |   |  |  |  |  |          |   |   |     |   |   |  |  |  |  |           |   |    |      |    |   |  |  |  |  |              |           |            |             |           |          |  |  |  |  |               |    |     |     |    |    |  |  |  |  |     |   |   |   |   |   |  |  |  |  |              |          |          |          |          |          |  |  |  |  |         |    |     |     |     |        |    |  |  |  |            |   |     |      |      |     |    |  |  |  |              |          |            |             |             |            |           |  |  |  |              |    |     |     |    |    |    |  |  |  |         |   |   |     |   |   |   |  |  |  |              |          |          |            |          |          |          |  |  |  |                 |    |     |     |    |    |    |  |  |  |             |   |   |     |   |   |   |  |  |  |              |          |          |            |          |          |          |  |  |  |   |  |  |  |  |  |  |  |  |  |                  |  |  |  |  |  |  |  |  |  |         |     |     |     |    |    |  |  |  |  |              |    |    |     |    |   |  |  |  |  |          |   |    |     |   |   |  |  |  |  |           |   |    |     |   |   |  |  |  |  |          |   |   |     |   |   |  |  |  |  |            |   |    |      |    |   |  |  |  |  |              |           |           |            |           |          |  |  |  |  |         |     |     |     |       |    |    |    |     |  |         |    |    |     |     |   |    |   |       |  |            |   |   |    |     |   |    |   |       |  |              |           |           |            |            |          |           |          |              |  |           |    |     |     |    |    |  |  |  |  |            |   |    |      |    |   |  |  |  |  |              |   |    |      |    |   |  |  |  |  |         |   |    |      |    |   |  |  |  |  |          |   |    |      |    |   |  |  |  |  |           |   |    |     |   |   |  |  |  |  |            |   |    |      |    |   |  |  |  |  |            |   |    |      |    |   |  |  |  |  |           |   |   |     |   |   |  |  |  |  |              |           |            |             |           |          |  |  |  |  |               |    |     |     |    |    |  |  |  |  |            |   |    |      |     |   |  |  |  |  |           |   |    |      |     |   |  |  |  |  |              |          |           |             |            |          |  |  |  |  |         |    |     |     |     |        |    |  |  |  |           |   |     |      |      |     |    |  |  |  |              |          |            |             |             |            |           |  |  |  |              |    |     |     |    |    |    |  |  |  |           |   |    |     |   |   |   |  |  |  |                 |   |   |     |   |   |   |  |  |  |              |          |           |            |          |          |          |  |  |  |                 |    |     |     |    |    |    |  |  |  |           |   |    |      |   |    |   |  |  |  |           |   |    |      |   |    |   |  |  |  |             |   |   |     |   |   |   |  |  |  |              |          |           |             |          |           |          |  |  |  |
| R. Sanchez  | 6         | 302        | 50.3        | 47.8        | 0/2        | 53        |          |              |  |                    |  |  |  |  |  |  |  |  |  |         |     |     |     |    |    |  |  |  |  |         |    |    |     |    |   |  |  |  |  |         |    |    |     |    |   |  |  |  |  |           |   |   |     |   |   |  |  |  |  |            |   |   |     |   |   |  |  |  |  |              |           |           |            |           |          |  |  |  |  |         |     |     |     |       |    |    |    |     |  |            |    |   |     |      |   |    |   |      |  |             |   |   |    |     |   |    |   |       |  |              |           |           |            |             |          |           |          |             |  |           |    |     |     |    |    |  |  |  |  |           |   |    |      |    |   |  |  |  |  |          |   |    |      |    |   |  |  |  |  |             |   |    |      |    |   |  |  |  |  |         |   |    |      |    |   |  |  |  |  |         |   |    |      |    |   |  |  |  |  |          |   |   |     |   |   |  |  |  |  |          |   |   |     |   |   |  |  |  |  |           |   |    |      |    |   |  |  |  |  |              |           |            |             |           |          |  |  |  |  |               |    |     |     |    |    |  |  |  |  |     |   |   |   |   |   |  |  |  |  |              |          |          |          |          |          |  |  |  |  |         |    |     |     |     |        |    |  |  |  |            |   |     |      |      |     |    |  |  |  |              |          |            |             |             |            |           |  |  |  |              |    |     |     |    |    |    |  |  |  |         |   |   |     |   |   |   |  |  |  |              |          |          |            |          |          |          |  |  |  |                 |    |     |     |    |    |    |  |  |  |             |   |   |     |   |   |   |  |  |  |              |          |          |            |          |          |          |  |  |  |   |  |  |  |  |  |  |  |  |  |                  |  |  |  |  |  |  |  |  |  |         |     |     |     |    |    |  |  |  |  |              |    |    |     |    |   |  |  |  |  |          |   |    |     |   |   |  |  |  |  |           |   |    |     |   |   |  |  |  |  |          |   |   |     |   |   |  |  |  |  |            |   |    |      |    |   |  |  |  |  |              |           |           |            |           |          |  |  |  |  |         |     |     |     |       |    |    |    |     |  |         |    |    |     |     |   |    |   |       |  |            |   |   |    |     |   |    |   |       |  |              |           |           |            |            |          |           |          |              |  |           |    |     |     |    |    |  |  |  |  |            |   |    |      |    |   |  |  |  |  |              |   |    |      |    |   |  |  |  |  |         |   |    |      |    |   |  |  |  |  |          |   |    |      |    |   |  |  |  |  |           |   |    |     |   |   |  |  |  |  |            |   |    |      |    |   |  |  |  |  |            |   |    |      |    |   |  |  |  |  |           |   |   |     |   |   |  |  |  |  |              |           |            |             |           |          |  |  |  |  |               |    |     |     |    |    |  |  |  |  |            |   |    |      |     |   |  |  |  |  |           |   |    |      |     |   |  |  |  |  |              |          |           |             |            |          |  |  |  |  |         |    |     |     |     |        |    |  |  |  |           |   |     |      |      |     |    |  |  |  |              |          |            |             |             |            |           |  |  |  |              |    |     |     |    |    |    |  |  |  |           |   |    |     |   |   |   |  |  |  |                 |   |   |     |   |   |   |  |  |  |              |          |           |            |          |          |          |  |  |  |                 |    |     |     |    |    |    |  |  |  |           |   |    |      |   |    |   |  |  |  |           |   |    |      |   |    |   |  |  |  |             |   |   |     |   |   |   |  |  |  |              |          |           |             |          |           |          |  |  |  |
| <b>Total</b>  | <b>6</b>  | <b>302</b> | <b>50.3</b> | <b>47.8</b> | <b>0/2</b> | <b>53</b> |          |              |  |                    |  |  |  |  |  |  |  |  |  |         |     |     |     |    |    |  |  |  |  |         |    |    |     |    |   |  |  |  |  |         |    |    |     |    |   |  |  |  |  |           |   |   |     |   |   |  |  |  |  |            |   |   |     |   |   |  |  |  |  |              |           |           |            |           |          |  |  |  |  |         |     |     |     |       |    |    |    |     |  |            |    |   |     |      |   |    |   |      |  |             |   |   |    |     |   |    |   |       |  |              |           |           |            |             |          |           |          |             |  |           |    |     |     |    |    |  |  |  |  |           |   |    |      |    |   |  |  |  |  |          |   |    |      |    |   |  |  |  |  |             |   |    |      |    |   |  |  |  |  |         |   |    |      |    |   |  |  |  |  |         |   |    |      |    |   |  |  |  |  |          |   |   |     |   |   |  |  |  |  |          |   |   |     |   |   |  |  |  |  |           |   |    |      |    |   |  |  |  |  |              |           |            |             |           |          |  |  |  |  |               |    |     |     |    |    |  |  |  |  |     |   |   |   |   |   |  |  |  |  |              |          |          |          |          |          |  |  |  |  |         |    |     |     |     |        |    |  |  |  |            |   |     |      |      |     |    |  |  |  |              |          |            |             |             |            |           |  |  |  |              |    |     |     |    |    |    |  |  |  |         |   |   |     |   |   |   |  |  |  |              |          |          |            |          |          |          |  |  |  |                 |    |     |     |    |    |    |  |  |  |             |   |   |     |   |   |   |  |  |  |              |          |          |            |          |          |          |  |  |  |   |  |  |  |  |  |  |  |  |  |                  |  |  |  |  |  |  |  |  |  |         |     |     |     |    |    |  |  |  |  |              |    |    |     |    |   |  |  |  |  |          |   |    |     |   |   |  |  |  |  |           |   |    |     |   |   |  |  |  |  |          |   |   |     |   |   |  |  |  |  |            |   |    |      |    |   |  |  |  |  |              |           |           |            |           |          |  |  |  |  |         |     |     |     |       |    |    |    |     |  |         |    |    |     |     |   |    |   |       |  |            |   |   |    |     |   |    |   |       |  |              |           |           |            |            |          |           |          |              |  |           |    |     |     |    |    |  |  |  |  |            |   |    |      |    |   |  |  |  |  |              |   |    |      |    |   |  |  |  |  |         |   |    |      |    |   |  |  |  |  |          |   |    |      |    |   |  |  |  |  |           |   |    |     |   |   |  |  |  |  |            |   |    |      |    |   |  |  |  |  |            |   |    |      |    |   |  |  |  |  |           |   |   |     |   |   |  |  |  |  |              |           |            |             |           |          |  |  |  |  |               |    |     |     |    |    |  |  |  |  |            |   |    |      |     |   |  |  |  |  |           |   |    |      |     |   |  |  |  |  |              |          |           |             |            |          |  |  |  |  |         |    |     |     |     |        |    |  |  |  |           |   |     |      |      |     |    |  |  |  |              |          |            |             |             |            |           |  |  |  |              |    |     |     |    |    |    |  |  |  |           |   |    |     |   |   |   |  |  |  |                 |   |   |     |   |   |   |  |  |  |              |          |           |            |          |          |          |  |  |  |                 |    |     |     |    |    |    |  |  |  |           |   |    |      |   |    |   |  |  |  |           |   |    |      |   |    |   |  |  |  |             |   |   |     |   |   |   |  |  |  |              |          |           |             |          |           |          |  |  |  |
| PUNT RETURNS  | NO        | YDS        | AVG         | FC          | LG         | TD        |          |              |  |                    |  |  |  |  |  |  |  |  |  |         |     |     |     |    |    |  |  |  |  |         |    |    |     |    |   |  |  |  |  |         |    |    |     |    |   |  |  |  |  |           |   |   |     |   |   |  |  |  |  |            |   |   |     |   |   |  |  |  |  |              |           |           |            |           |          |  |  |  |  |         |     |     |     |       |    |    |    |     |  |            |    |   |     |      |   |    |   |      |  |             |   |   |    |     |   |    |   |       |  |              |           |           |            |             |          |           |          |             |  |           |    |     |     |    |    |  |  |  |  |           |   |    |      |    |   |  |  |  |  |          |   |    |      |    |   |  |  |  |  |             |   |    |      |    |   |  |  |  |  |         |   |    |      |    |   |  |  |  |  |         |   |    |      |    |   |  |  |  |  |          |   |   |     |   |   |  |  |  |  |          |   |   |     |   |   |  |  |  |  |           |   |    |      |    |   |  |  |  |  |              |           |            |             |           |          |  |  |  |  |               |    |     |     |    |    |  |  |  |  |     |   |   |   |   |   |  |  |  |  |              |          |          |          |          |          |  |  |  |  |         |    |     |     |     |        |    |  |  |  |            |   |     |      |      |     |    |  |  |  |              |          |            |             |             |            |           |  |  |  |              |    |     |     |    |    |    |  |  |  |         |   |   |     |   |   |   |  |  |  |              |          |          |            |          |          |          |  |  |  |                 |    |     |     |    |    |    |  |  |  |             |   |   |     |   |   |   |  |  |  |              |          |          |            |          |          |          |  |  |  |   |  |  |  |  |  |  |  |  |  |                  |  |  |  |  |  |  |  |  |  |         |     |     |     |    |    |  |  |  |  |              |    |    |     |    |   |  |  |  |  |          |   |    |     |   |   |  |  |  |  |           |   |    |     |   |   |  |  |  |  |          |   |   |     |   |   |  |  |  |  |            |   |    |      |    |   |  |  |  |  |              |           |           |            |           |          |  |  |  |  |         |     |     |     |       |    |    |    |     |  |         |    |    |     |     |   |    |   |       |  |            |   |   |    |     |   |    |   |       |  |              |           |           |            |            |          |           |          |              |  |           |    |     |     |    |    |  |  |  |  |            |   |    |      |    |   |  |  |  |  |              |   |    |      |    |   |  |  |  |  |         |   |    |      |    |   |  |  |  |  |          |   |    |      |    |   |  |  |  |  |           |   |    |     |   |   |  |  |  |  |            |   |    |      |    |   |  |  |  |  |            |   |    |      |    |   |  |  |  |  |           |   |   |     |   |   |  |  |  |  |              |           |            |             |           |          |  |  |  |  |               |    |     |     |    |    |  |  |  |  |            |   |    |      |     |   |  |  |  |  |           |   |    |      |     |   |  |  |  |  |              |          |           |             |            |          |  |  |  |  |         |    |     |     |     |        |    |  |  |  |           |   |     |      |      |     |    |  |  |  |              |          |            |             |             |            |           |  |  |  |              |    |     |     |    |    |    |  |  |  |           |   |    |     |   |   |   |  |  |  |                 |   |   |     |   |   |   |  |  |  |              |          |           |            |          |          |          |  |  |  |                 |    |     |     |    |    |    |  |  |  |           |   |    |      |   |    |   |  |  |  |           |   |    |      |   |    |   |  |  |  |             |   |   |     |   |   |   |  |  |  |              |          |           |             |          |           |          |  |  |  |
| Q. Bray   | 3         | 0          | 0.0         | 0           | 0          | 0         |          |              |  |                    |  |  |  |  |  |  |  |  |  |         |     |     |     |    |    |  |  |  |  |         |    |    |     |    |   |  |  |  |  |         |    |    |     |    |   |  |  |  |  |           |   |   |     |   |   |  |  |  |  |            |   |   |     |   |   |  |  |  |  |              |           |           |            |           |          |  |  |  |  |         |     |     |     |       |    |    |    |     |  |            |    |   |     |      |   |    |   |      |  |             |   |   |    |     |   |    |   |       |  |              |           |           |            |             |          |           |          |             |  |           |    |     |     |    |    |  |  |  |  |           |   |    |      |    |   |  |  |  |  |          |   |    |      |    |   |  |  |  |  |             |   |    |      |    |   |  |  |  |  |         |   |    |      |    |   |  |  |  |  |         |   |    |      |    |   |  |  |  |  |          |   |   |     |   |   |  |  |  |  |          |   |   |     |   |   |  |  |  |  |           |   |    |      |    |   |  |  |  |  |              |           |            |             |           |          |  |  |  |  |               |    |     |     |    |    |  |  |  |  |     |   |   |   |   |   |  |  |  |  |              |          |          |          |          |          |  |  |  |  |         |    |     |     |     |        |    |  |  |  |            |   |     |      |      |     |    |  |  |  |              |          |            |             |             |            |           |  |  |  |              |    |     |     |    |    |    |  |  |  |         |   |   |     |   |   |   |  |  |  |              |          |          |            |          |          |          |  |  |  |                 |    |     |     |    |    |    |  |  |  |             |   |   |     |   |   |   |  |  |  |              |          |          |            |          |          |          |  |  |  |   |  |  |  |  |  |  |  |  |  |                  |  |  |  |  |  |  |  |  |  |         |     |     |     |    |    |  |  |  |  |              |    |    |     |    |   |  |  |  |  |          |   |    |     |   |   |  |  |  |  |           |   |    |     |   |   |  |  |  |  |          |   |   |     |   |   |  |  |  |  |            |   |    |      |    |   |  |  |  |  |              |           |           |            |           |          |  |  |  |  |         |     |     |     |       |    |    |    |     |  |         |    |    |     |     |   |    |   |       |  |            |   |   |    |     |   |    |   |       |  |              |           |           |            |            |          |           |          |              |  |           |    |     |     |    |    |  |  |  |  |            |   |    |      |    |   |  |  |  |  |              |   |    |      |    |   |  |  |  |  |         |   |    |      |    |   |  |  |  |  |          |   |    |      |    |   |  |  |  |  |           |   |    |     |   |   |  |  |  |  |            |   |    |      |    |   |  |  |  |  |            |   |    |      |    |   |  |  |  |  |           |   |   |     |   |   |  |  |  |  |              |           |            |             |           |          |  |  |  |  |               |    |     |     |    |    |  |  |  |  |            |   |    |      |     |   |  |  |  |  |           |   |    |      |     |   |  |  |  |  |              |          |           |             |            |          |  |  |  |  |         |    |     |     |     |        |    |  |  |  |           |   |     |      |      |     |    |  |  |  |              |          |            |             |             |            |           |  |  |  |              |    |     |     |    |    |    |  |  |  |           |   |    |     |   |   |   |  |  |  |                 |   |   |     |   |   |   |  |  |  |              |          |           |            |          |          |          |  |  |  |                 |    |     |     |    |    |    |  |  |  |           |   |    |      |   |    |   |  |  |  |           |   |    |      |   |    |   |  |  |  |             |   |   |     |   |   |   |  |  |  |              |          |           |             |          |           |          |  |  |  |
| <b>Total</b>  | <b>3</b>  | <b>0</b>   | <b>0.0</b>  | <b>0</b>    | <b>0</b>   | <b>0</b>  |          |              |  |                    |  |  |  |  |  |  |  |  |  |         |     |     |     |    |    |  |  |  |  |         |    |    |     |    |   |  |  |  |  |         |    |    |     |    |   |  |  |  |  |           |   |   |     |   |   |  |  |  |  |            |   |   |     |   |   |  |  |  |  |              |           |           |            |           |          |  |  |  |  |         |     |     |     |       |    |    |    |     |  |            |    |   |     |      |   |    |   |      |  |             |   |   |    |     |   |    |   |       |  |              |           |           |            |             |          |           |          |             |  |           |    |     |     |    |    |  |  |  |  |           |   |    |      |    |   |  |  |  |  |          |   |    |      |    |   |  |  |  |  |             |   |    |      |    |   |  |  |  |  |         |   |    |      |    |   |  |  |  |  |         |   |    |      |    |   |  |  |  |  |          |   |   |     |   |   |  |  |  |  |          |   |   |     |   |   |  |  |  |  |           |   |    |      |    |   |  |  |  |  |              |           |            |             |           |          |  |  |  |  |               |    |     |     |    |    |  |  |  |  |     |   |   |   |   |   |  |  |  |  |              |          |          |          |          |          |  |  |  |  |         |    |     |     |     |        |    |  |  |  |            |   |     |      |      |     |    |  |  |  |              |          |            |             |             |            |           |  |  |  |              |    |     |     |    |    |    |  |  |  |         |   |   |     |   |   |   |  |  |  |              |          |          |            |          |          |          |  |  |  |                 |    |     |     |    |    |    |  |  |  |             |   |   |     |   |   |   |  |  |  |              |          |          |            |          |          |          |  |  |  |   |  |  |  |  |  |  |  |  |  |                  |  |  |  |  |  |  |  |  |  |         |     |     |     |    |    |  |  |  |  |              |    |    |     |    |   |  |  |  |  |          |   |    |     |   |   |  |  |  |  |           |   |    |     |   |   |  |  |  |  |          |   |   |     |   |   |  |  |  |  |            |   |    |      |    |   |  |  |  |  |              |           |           |            |           |          |  |  |  |  |         |     |     |     |       |    |    |    |     |  |         |    |    |     |     |   |    |   |       |  |            |   |   |    |     |   |    |   |       |  |              |           |           |            |            |          |           |          |              |  |           |    |     |     |    |    |  |  |  |  |            |   |    |      |    |   |  |  |  |  |              |   |    |      |    |   |  |  |  |  |         |   |    |      |    |   |  |  |  |  |          |   |    |      |    |   |  |  |  |  |           |   |    |     |   |   |  |  |  |  |            |   |    |      |    |   |  |  |  |  |            |   |    |      |    |   |  |  |  |  |           |   |   |     |   |   |  |  |  |  |              |           |            |             |           |          |  |  |  |  |               |    |     |     |    |    |  |  |  |  |            |   |    |      |     |   |  |  |  |  |           |   |    |      |     |   |  |  |  |  |              |          |           |             |            |          |  |  |  |  |         |    |     |     |     |        |    |  |  |  |           |   |     |      |      |     |    |  |  |  |              |          |            |             |             |            |           |  |  |  |              |    |     |     |    |    |    |  |  |  |           |   |    |     |   |   |   |  |  |  |                 |   |   |     |   |   |   |  |  |  |              |          |           |            |          |          |          |  |  |  |                 |    |     |     |    |    |    |  |  |  |           |   |    |      |   |    |   |  |  |  |           |   |    |      |   |    |   |  |  |  |             |   |   |     |   |   |   |  |  |  |              |          |           |             |          |           |          |  |  |  |
| KICKOFF RETURNS   | NO        | YDS        | AVG         | FC          | LG         | TD        |          |              |  |                    |  |  |  |  |  |  |  |  |  |         |     |     |     |    |    |  |  |  |  |         |    |    |     |    |   |  |  |  |  |         |    |    |     |    |   |  |  |  |  |           |   |   |     |   |   |  |  |  |  |            |   |   |     |   |   |  |  |  |  |              |           |           |            |           |          |  |  |  |  |         |     |     |     |       |    |    |    |     |  |            |    |   |     |      |   |    |   |      |  |             |   |   |    |     |   |    |   |       |  |              |           |           |            |             |          |           |          |             |  |           |    |     |     |    |    |  |  |  |  |           |   |    |      |    |   |  |  |  |  |          |   |    |      |    |   |  |  |  |  |             |   |    |      |    |   |  |  |  |  |         |   |    |      |    |   |  |  |  |  |         |   |    |      |    |   |  |  |  |  |          |   |   |     |   |   |  |  |  |  |          |   |   |     |   |   |  |  |  |  |           |   |    |      |    |   |  |  |  |  |              |           |            |             |           |          |  |  |  |  |               |    |     |     |    |    |  |  |  |  |     |   |   |   |   |   |  |  |  |  |              |          |          |          |          |          |  |  |  |  |         |    |     |     |     |        |    |  |  |  |            |   |     |      |      |     |    |  |  |  |              |          |            |             |             |            |           |  |  |  |              |    |     |     |    |    |    |  |  |  |         |   |   |     |   |   |   |  |  |  |              |          |          |            |          |          |          |  |  |  |                 |    |     |     |    |    |    |  |  |  |             |   |   |     |   |   |   |  |  |  |              |          |          |            |          |          |          |  |  |  |   |  |  |  |  |  |  |  |  |  |                  |  |  |  |  |  |  |  |  |  |         |     |     |     |    |    |  |  |  |  |              |    |    |     |    |   |  |  |  |  |          |   |    |     |   |   |  |  |  |  |           |   |    |     |   |   |  |  |  |  |          |   |   |     |   |   |  |  |  |  |            |   |    |      |    |   |  |  |  |  |              |           |           |            |           |          |  |  |  |  |         |     |     |     |       |    |    |    |     |  |         |    |    |     |     |   |    |   |       |  |            |   |   |    |     |   |    |   |       |  |              |           |           |            |            |          |           |          |              |  |           |    |     |     |    |    |  |  |  |  |            |   |    |      |    |   |  |  |  |  |              |   |    |      |    |   |  |  |  |  |         |   |    |      |    |   |  |  |  |  |          |   |    |      |    |   |  |  |  |  |           |   |    |     |   |   |  |  |  |  |            |   |    |      |    |   |  |  |  |  |            |   |    |      |    |   |  |  |  |  |           |   |   |     |   |   |  |  |  |  |              |           |            |             |           |          |  |  |  |  |               |    |     |     |    |    |  |  |  |  |            |   |    |      |     |   |  |  |  |  |           |   |    |      |     |   |  |  |  |  |              |          |           |             |            |          |  |  |  |  |         |    |     |     |     |        |    |  |  |  |           |   |     |      |      |     |    |  |  |  |              |          |            |             |             |            |           |  |  |  |              |    |     |     |    |    |    |  |  |  |           |   |    |     |   |   |   |  |  |  |                 |   |   |     |   |   |   |  |  |  |              |          |           |            |          |          |          |  |  |  |                 |    |     |     |    |    |    |  |  |  |           |   |    |      |   |    |   |  |  |  |           |   |    |      |   |    |   |  |  |  |             |   |   |     |   |   |   |  |  |  |              |          |           |             |          |           |          |  |  |  |
| [TOUCHBACK]   | 9         | 0          | 0.0         | 0           | 0          | 0         |          |              |  |                    |  |  |  |  |  |  |  |  |  |         |     |     |     |    |    |  |  |  |  |         |    |    |     |    |   |  |  |  |  |         |    |    |     |    |   |  |  |  |  |           |   |   |     |   |   |  |  |  |  |            |   |   |     |   |   |  |  |  |  |              |           |           |            |           |          |  |  |  |  |         |     |     |     |       |    |    |    |     |  |            |    |   |     |      |   |    |   |      |  |             |   |   |    |     |   |    |   |       |  |              |           |           |            |             |          |           |          |             |  |           |    |     |     |    |    |  |  |  |  |           |   |    |      |    |   |  |  |  |  |          |   |    |      |    |   |  |  |  |  |             |   |    |      |    |   |  |  |  |  |         |   |    |      |    |   |  |  |  |  |         |   |    |      |    |   |  |  |  |  |          |   |   |     |   |   |  |  |  |  |          |   |   |     |   |   |  |  |  |  |           |   |    |      |    |   |  |  |  |  |              |           |            |             |           |          |  |  |  |  |               |    |     |     |    |    |  |  |  |  |     |   |   |   |   |   |  |  |  |  |              |          |          |          |          |          |  |  |  |  |         |    |     |     |     |        |    |  |  |  |            |   |     |      |      |     |    |  |  |  |              |          |            |             |             |            |           |  |  |  |              |    |     |     |    |    |    |  |  |  |         |   |   |     |   |   |   |  |  |  |              |          |          |            |          |          |          |  |  |  |                 |    |     |     |    |    |    |  |  |  |             |   |   |     |   |   |   |  |  |  |              |          |          |            |          |          |          |  |  |  |   |  |  |  |  |  |  |  |  |  |                  |  |  |  |  |  |  |  |  |  |         |     |     |     |    |    |  |  |  |  |              |    |    |     |    |   |  |  |  |  |          |   |    |     |   |   |  |  |  |  |           |   |    |     |   |   |  |  |  |  |          |   |   |     |   |   |  |  |  |  |            |   |    |      |    |   |  |  |  |  |              |           |           |            |           |          |  |  |  |  |         |     |     |     |       |    |    |    |     |  |         |    |    |     |     |   |    |   |       |  |            |   |   |    |     |   |    |   |       |  |              |           |           |            |            |          |           |          |              |  |           |    |     |     |    |    |  |  |  |  |            |   |    |      |    |   |  |  |  |  |              |   |    |      |    |   |  |  |  |  |         |   |    |      |    |   |  |  |  |  |          |   |    |      |    |   |  |  |  |  |           |   |    |     |   |   |  |  |  |  |            |   |    |      |    |   |  |  |  |  |            |   |    |      |    |   |  |  |  |  |           |   |   |     |   |   |  |  |  |  |              |           |            |             |           |          |  |  |  |  |               |    |     |     |    |    |  |  |  |  |            |   |    |      |     |   |  |  |  |  |           |   |    |      |     |   |  |  |  |  |              |          |           |             |            |          |  |  |  |  |         |    |     |     |     |        |    |  |  |  |           |   |     |      |      |     |    |  |  |  |              |          |            |             |             |            |           |  |  |  |              |    |     |     |    |    |    |  |  |  |           |   |    |     |   |   |   |  |  |  |                 |   |   |     |   |   |   |  |  |  |              |          |           |            |          |          |          |  |  |  |                 |    |     |     |    |    |    |  |  |  |           |   |    |      |   |    |   |  |  |  |           |   |    |      |   |    |   |  |  |  |             |   |   |     |   |   |   |  |  |  |              |          |           |             |          |           |          |  |  |  |
| <b>Total</b>  | <b>9</b>  | <b>0</b>   | <b>0.0</b>  | <b>0</b>    | <b>0</b>   | <b>0</b>  |          |              |  |                    |  |  |  |  |  |  |  |  |  |         |     |     |     |    |    |  |  |  |  |         |    |    |     |    |   |  |  |  |  |         |    |    |     |    |   |  |  |  |  |           |   |   |     |   |   |  |  |  |  |            |   |   |     |   |   |  |  |  |  |              |           |           |            |           |          |  |  |  |  |         |     |     |     |       |    |    |    |     |  |            |    |   |     |      |   |    |   |      |  |             |   |   |    |     |   |    |   |       |  |              |           |           |            |             |          |           |          |             |  |           |    |     |     |    |    |  |  |  |  |           |   |    |      |    |   |  |  |  |  |          |   |    |      |    |   |  |  |  |  |             |   |    |      |    |   |  |  |  |  |         |   |    |      |    |   |  |  |  |  |         |   |    |      |    |   |  |  |  |  |          |   |   |     |   |   |  |  |  |  |          |   |   |     |   |   |  |  |  |  |           |   |    |      |    |   |  |  |  |  |              |           |            |             |           |          |  |  |  |  |               |    |     |     |    |    |  |  |  |  |     |   |   |   |   |   |  |  |  |  |              |          |          |          |          |          |  |  |  |  |         |    |     |     |     |        |    |  |  |  |            |   |     |      |      |     |    |  |  |  |              |          |            |             |             |            |           |  |  |  |              |    |     |     |    |    |    |  |  |  |         |   |   |     |   |   |   |  |  |  |              |          |          |            |          |          |          |  |  |  |                 |    |     |     |    |    |    |  |  |  |             |   |   |     |   |   |   |  |  |  |              |          |          |            |          |          |          |  |  |  |   |  |  |  |  |  |  |  |  |  |                  |  |  |  |  |  |  |  |  |  |         |     |     |     |    |    |  |  |  |  |              |    |    |     |    |   |  |  |  |  |          |   |    |     |   |   |  |  |  |  |           |   |    |     |   |   |  |  |  |  |          |   |   |     |   |   |  |  |  |  |            |   |    |      |    |   |  |  |  |  |              |           |           |            |           |          |  |  |  |  |         |     |     |     |       |    |    |    |     |  |         |    |    |     |     |   |    |   |       |  |            |   |   |    |     |   |    |   |       |  |              |           |           |            |            |          |           |          |              |  |           |    |     |     |    |    |  |  |  |  |            |   |    |      |    |   |  |  |  |  |              |   |    |      |    |   |  |  |  |  |         |   |    |      |    |   |  |  |  |  |          |   |    |      |    |   |  |  |  |  |           |   |    |     |   |   |  |  |  |  |            |   |    |      |    |   |  |  |  |  |            |   |    |      |    |   |  |  |  |  |           |   |   |     |   |   |  |  |  |  |              |           |            |             |           |          |  |  |  |  |               |    |     |     |    |    |  |  |  |  |            |   |    |      |     |   |  |  |  |  |           |   |    |      |     |   |  |  |  |  |              |          |           |             |            |          |  |  |  |  |         |    |     |     |     |        |    |  |  |  |           |   |     |      |      |     |    |  |  |  |              |          |            |             |             |            |           |  |  |  |              |    |     |     |    |    |    |  |  |  |           |   |    |     |   |   |   |  |  |  |                 |   |   |     |   |   |   |  |  |  |              |          |           |            |          |          |          |  |  |  |                 |    |     |     |    |    |    |  |  |  |           |   |    |      |   |    |   |  |  |  |           |   |    |      |   |    |   |  |  |  |             |   |   |     |   |   |   |  |  |  |              |          |           |             |          |           |          |  |  |  |
| LOS ANGELES RAMS  |           |            |             |             |            |           |          |              |  |                    |  |  |  |  |  |  |  |  |  |         |     |     |     |    |    |  |  |  |  |         |    |    |     |    |   |  |  |  |  |         |    |    |     |    |   |  |  |  |  |           |   |   |     |   |   |  |  |  |  |            |   |   |     |   |   |  |  |  |  |              |           |           |            |           |          |  |  |  |  |         |     |     |     |       |    |    |    |     |  |            |    |   |     |      |   |    |   |      |  |             |   |   |    |     |   |    |   |       |  |              |           |           |            |             |          |           |          |             |  |           |    |     |     |    |    |  |  |  |  |           |   |    |      |    |   |  |  |  |  |          |   |    |      |    |   |  |  |  |  |             |   |    |      |    |   |  |  |  |  |         |   |    |      |    |   |  |  |  |  |         |   |    |      |    |   |  |  |  |  |          |   |   |     |   |   |  |  |  |  |          |   |   |     |   |   |  |  |  |  |           |   |    |      |    |   |  |  |  |  |              |           |            |             |           |          |  |  |  |  |               |    |     |     |    |    |  |  |  |  |     |   |   |   |   |   |  |  |  |  |              |          |          |          |          |          |  |  |  |  |         |    |     |     |     |        |    |  |  |  |            |   |     |      |      |     |    |  |  |  |              |          |            |             |             |            |           |  |  |  |              |    |     |     |    |    |    |  |  |  |         |   |   |     |   |   |   |  |  |  |              |          |          |            |          |          |          |  |  |  |                 |    |     |     |    |    |    |  |  |  |             |   |   |     |   |   |   |  |  |  |              |          |          |            |          |          |          |  |  |  |   |  |  |  |  |  |  |  |  |  |                  |  |  |  |  |  |  |  |  |  |         |     |     |     |    |    |  |  |  |  |              |    |    |     |    |   |  |  |  |  |          |   |    |     |   |   |  |  |  |  |           |   |    |     |   |   |  |  |  |  |          |   |   |     |   |   |  |  |  |  |            |   |    |      |    |   |  |  |  |  |              |           |           |            |           |          |  |  |  |  |         |     |     |     |       |    |    |    |     |  |         |    |    |     |     |   |    |   |       |  |            |   |   |    |     |   |    |   |       |  |              |           |           |            |            |          |           |          |              |  |           |    |     |     |    |    |  |  |  |  |            |   |    |      |    |   |  |  |  |  |              |   |    |      |    |   |  |  |  |  |         |   |    |      |    |   |  |  |  |  |          |   |    |      |    |   |  |  |  |  |           |   |    |     |   |   |  |  |  |  |            |   |    |      |    |   |  |  |  |  |            |   |    |      |    |   |  |  |  |  |           |   |   |     |   |   |  |  |  |  |              |           |            |             |           |          |  |  |  |  |               |    |     |     |    |    |  |  |  |  |            |   |    |      |     |   |  |  |  |  |           |   |    |      |     |   |  |  |  |  |              |          |           |             |            |          |  |  |  |  |         |    |     |     |     |        |    |  |  |  |           |   |     |      |      |     |    |  |  |  |              |          |            |             |             |            |           |  |  |  |              |    |     |     |    |    |    |  |  |  |           |   |    |     |   |   |   |  |  |  |                 |   |   |     |   |   |   |  |  |  |              |          |           |            |          |          |          |  |  |  |                 |    |     |     |    |    |    |  |  |  |           |   |    |      |   |    |   |  |  |  |           |   |    |      |   |    |   |  |  |  |             |   |   |     |   |   |   |  |  |  |              |          |           |             |          |           |          |  |  |  |
| RUSHING   | ATT       | YDS        | AVG         | LG          | TD         |           |          |              |  |                    |  |  |  |  |  |  |  |  |  |         |     |     |     |    |    |  |  |  |  |         |    |    |     |    |   |  |  |  |  |         |    |    |     |    |   |  |  |  |  |           |   |   |     |   |   |  |  |  |  |            |   |   |     |   |   |  |  |  |  |              |           |           |            |           |          |  |  |  |  |         |     |     |     |       |    |    |    |     |  |            |    |   |     |      |   |    |   |      |  |             |   |   |    |     |   |    |   |       |  |              |           |           |            |             |          |           |          |             |  |           |    |     |     |    |    |  |  |  |  |           |   |    |      |    |   |  |  |  |  |          |   |    |      |    |   |  |  |  |  |             |   |    |      |    |   |  |  |  |  |         |   |    |      |    |   |  |  |  |  |         |   |    |      |    |   |  |  |  |  |          |   |   |     |   |   |  |  |  |  |          |   |   |     |   |   |  |  |  |  |           |   |    |      |    |   |  |  |  |  |              |           |            |             |           |          |  |  |  |  |               |    |     |     |    |    |  |  |  |  |     |   |   |   |   |   |  |  |  |  |              |          |          |          |          |          |  |  |  |  |         |    |     |     |     |        |    |  |  |  |            |   |     |      |      |     |    |  |  |  |              |          |            |             |             |            |           |  |  |  |              |    |     |     |    |    |    |  |  |  |         |   |   |     |   |   |   |  |  |  |              |          |          |            |          |          |          |  |  |  |                 |    |     |     |    |    |    |  |  |  |             |   |   |     |   |   |   |  |  |  |              |          |          |            |          |          |          |  |  |  |   |  |  |  |  |  |  |  |  |  |                  |  |  |  |  |  |  |  |  |  |         |     |     |     |    |    |  |  |  |  |              |    |    |     |    |   |  |  |  |  |          |   |    |     |   |   |  |  |  |  |           |   |    |     |   |   |  |  |  |  |          |   |   |     |   |   |  |  |  |  |            |   |    |      |    |   |  |  |  |  |              |           |           |            |           |          |  |  |  |  |         |     |     |     |       |    |    |    |     |  |         |    |    |     |     |   |    |   |       |  |            |   |   |    |     |   |    |   |       |  |              |           |           |            |            |          |           |          |              |  |           |    |     |     |    |    |  |  |  |  |            |   |    |      |    |   |  |  |  |  |              |   |    |      |    |   |  |  |  |  |         |   |    |      |    |   |  |  |  |  |          |   |    |      |    |   |  |  |  |  |           |   |    |     |   |   |  |  |  |  |            |   |    |      |    |   |  |  |  |  |            |   |    |      |    |   |  |  |  |  |           |   |   |     |   |   |  |  |  |  |              |           |            |             |           |          |  |  |  |  |               |    |     |     |    |    |  |  |  |  |            |   |    |      |     |   |  |  |  |  |           |   |    |      |     |   |  |  |  |  |              |          |           |             |            |          |  |  |  |  |         |    |     |     |     |        |    |  |  |  |           |   |     |      |      |     |    |  |  |  |              |          |            |             |             |            |           |  |  |  |              |    |     |     |    |    |    |  |  |  |           |   |    |     |   |   |   |  |  |  |                 |   |   |     |   |   |   |  |  |  |              |          |           |            |          |          |          |  |  |  |                 |    |     |     |    |    |    |  |  |  |           |   |    |      |   |    |   |  |  |  |           |   |    |      |   |    |   |  |  |  |             |   |   |     |   |   |   |  |  |  |              |          |           |             |          |           |          |  |  |  |
| T. Gurley II  | 19        | 40         | 2.1         | 12          | 1          |           |          |              |  |                    |  |  |  |  |  |  |  |  |  |         |     |     |     |    |    |  |  |  |  |         |    |    |     |    |   |  |  |  |  |         |    |    |     |    |   |  |  |  |  |           |   |   |     |   |   |  |  |  |  |            |   |   |     |   |   |  |  |  |  |              |           |           |            |           |          |  |  |  |  |         |     |     |     |       |    |    |    |     |  |            |    |   |     |      |   |    |   |      |  |             |   |   |    |     |   |    |   |       |  |              |           |           |            |             |          |           |          |             |  |           |    |     |     |    |    |  |  |  |  |           |   |    |      |    |   |  |  |  |  |          |   |    |      |    |   |  |  |  |  |             |   |    |      |    |   |  |  |  |  |         |   |    |      |    |   |  |  |  |  |         |   |    |      |    |   |  |  |  |  |          |   |   |     |   |   |  |  |  |  |          |   |   |     |   |   |  |  |  |  |           |   |    |      |    |   |  |  |  |  |              |           |            |             |           |          |  |  |  |  |               |    |     |     |    |    |  |  |  |  |     |   |   |   |   |   |  |  |  |  |              |          |          |          |          |          |  |  |  |  |         |    |     |     |     |        |    |  |  |  |            |   |     |      |      |     |    |  |  |  |              |          |            |             |             |            |           |  |  |  |              |    |     |     |    |    |    |  |  |  |         |   |   |     |   |   |   |  |  |  |              |          |          |            |          |          |          |  |  |  |                 |    |     |     |    |    |    |  |  |  |             |   |   |     |   |   |   |  |  |  |              |          |          |            |          |          |          |  |  |  |   |  |  |  |  |  |  |  |  |  |                  |  |  |  |  |  |  |  |  |  |         |     |     |     |    |    |  |  |  |  |              |    |    |     |    |   |  |  |  |  |          |   |    |     |   |   |  |  |  |  |           |   |    |     |   |   |  |  |  |  |          |   |   |     |   |   |  |  |  |  |            |   |    |      |    |   |  |  |  |  |              |           |           |            |           |          |  |  |  |  |         |     |     |     |       |    |    |    |     |  |         |    |    |     |     |   |    |   |       |  |            |   |   |    |     |   |    |   |       |  |              |           |           |            |            |          |           |          |              |  |           |    |     |     |    |    |  |  |  |  |            |   |    |      |    |   |  |  |  |  |              |   |    |      |    |   |  |  |  |  |         |   |    |      |    |   |  |  |  |  |          |   |    |      |    |   |  |  |  |  |           |   |    |     |   |   |  |  |  |  |            |   |    |      |    |   |  |  |  |  |            |   |    |      |    |   |  |  |  |  |           |   |   |     |   |   |  |  |  |  |              |           |            |             |           |          |  |  |  |  |               |    |     |     |    |    |  |  |  |  |            |   |    |      |     |   |  |  |  |  |           |   |    |      |     |   |  |  |  |  |              |          |           |             |            |          |  |  |  |  |         |    |     |     |     |        |    |  |  |  |           |   |     |      |      |     |    |  |  |  |              |          |            |             |             |            |           |  |  |  |              |    |     |     |    |    |    |  |  |  |           |   |    |     |   |   |   |  |  |  |                 |   |   |     |   |   |   |  |  |  |              |          |           |            |          |          |          |  |  |  |                 |    |     |     |    |    |    |  |  |  |           |   |    |      |   |    |   |  |  |  |           |   |    |      |   |    |   |  |  |  |             |   |   |     |   |   |   |  |  |  |              |          |           |             |          |           |          |  |  |  |
| M. Brown  | 7         | 16         | 2.3         | 5           | 1          |           |          |              |  |                    |  |  |  |  |  |  |  |  |  |         |     |     |     |    |    |  |  |  |  |         |    |    |     |    |   |  |  |  |  |         |    |    |     |    |   |  |  |  |  |           |   |   |     |   |   |  |  |  |  |            |   |   |     |   |   |  |  |  |  |              |           |           |            |           |          |  |  |  |  |         |     |     |     |       |    |    |    |     |  |            |    |   |     |      |   |    |   |      |  |             |   |   |    |     |   |    |   |       |  |              |           |           |            |             |          |           |          |             |  |           |    |     |     |    |    |  |  |  |  |           |   |    |      |    |   |  |  |  |  |          |   |    |      |    |   |  |  |  |  |             |   |    |      |    |   |  |  |  |  |         |   |    |      |    |   |  |  |  |  |         |   |    |      |    |   |  |  |  |  |          |   |   |     |   |   |  |  |  |  |          |   |   |     |   |   |  |  |  |  |           |   |    |      |    |   |  |  |  |  |              |           |            |             |           |          |  |  |  |  |               |    |     |     |    |    |  |  |  |  |     |   |   |   |   |   |  |  |  |  |              |          |          |          |          |          |  |  |  |  |         |    |     |     |     |        |    |  |  |  |            |   |     |      |      |     |    |  |  |  |              |          |            |             |             |            |           |  |  |  |              |    |     |     |    |    |    |  |  |  |         |   |   |     |   |   |   |  |  |  |              |          |          |            |          |          |          |  |  |  |                 |    |     |     |    |    |    |  |  |  |             |   |   |     |   |   |   |  |  |  |              |          |          |            |          |          |          |  |  |  |   |  |  |  |  |  |  |  |  |  |                  |  |  |  |  |  |  |  |  |  |         |     |     |     |    |    |  |  |  |  |              |    |    |     |    |   |  |  |  |  |          |   |    |     |   |   |  |  |  |  |           |   |    |     |   |   |  |  |  |  |          |   |   |     |   |   |  |  |  |  |            |   |    |      |    |   |  |  |  |  |              |           |           |            |           |          |  |  |  |  |         |     |     |     |       |    |    |    |     |  |         |    |    |     |     |   |    |   |       |  |            |   |   |    |     |   |    |   |       |  |              |           |           |            |            |          |           |          |              |  |           |    |     |     |    |    |  |  |  |  |            |   |    |      |    |   |  |  |  |  |              |   |    |      |    |   |  |  |  |  |         |   |    |      |    |   |  |  |  |  |          |   |    |      |    |   |  |  |  |  |           |   |    |     |   |   |  |  |  |  |            |   |    |      |    |   |  |  |  |  |            |   |    |      |    |   |  |  |  |  |           |   |   |     |   |   |  |  |  |  |              |           |            |             |           |          |  |  |  |  |               |    |     |     |    |    |  |  |  |  |            |   |    |      |     |   |  |  |  |  |           |   |    |      |     |   |  |  |  |  |              |          |           |             |            |          |  |  |  |  |         |    |     |     |     |        |    |  |  |  |           |   |     |      |      |     |    |  |  |  |              |          |            |             |             |            |           |  |  |  |              |    |     |     |    |    |    |  |  |  |           |   |    |     |   |   |   |  |  |  |                 |   |   |     |   |   |   |  |  |  |              |          |           |            |          |          |          |  |  |  |                 |    |     |     |    |    |    |  |  |  |           |   |    |      |   |    |   |  |  |  |           |   |    |      |   |    |   |  |  |  |             |   |   |     |   |   |   |  |  |  |              |          |           |             |          |           |          |  |  |  |
| T. Austin   | 2         | 11         | 5.5         | 9           | 0          |           |          |              |  |                    |  |  |  |  |  |  |  |  |  |         |     |     |     |    |    |  |  |  |  |         |    |    |     |    |   |  |  |  |  |         |    |    |     |    |   |  |  |  |  |           |   |   |     |   |   |  |  |  |  |            |   |   |     |   |   |  |  |  |  |              |           |           |            |           |          |  |  |  |  |         |     |     |     |       |    |    |    |     |  |            |    |   |     |      |   |    |   |      |  |             |   |   |    |     |   |    |   |       |  |              |           |           |            |             |          |           |          |             |  |           |    |     |     |    |    |  |  |  |  |           |   |    |      |    |   |  |  |  |  |          |   |    |      |    |   |  |  |  |  |             |   |    |      |    |   |  |  |  |  |         |   |    |      |    |   |  |  |  |  |         |   |    |      |    |   |  |  |  |  |          |   |   |     |   |   |  |  |  |  |          |   |   |     |   |   |  |  |  |  |           |   |    |      |    |   |  |  |  |  |              |           |            |             |           |          |  |  |  |  |               |    |     |     |    |    |  |  |  |  |     |   |   |   |   |   |  |  |  |  |              |          |          |          |          |          |  |  |  |  |         |    |     |     |     |        |    |  |  |  |            |   |     |      |      |     |    |  |  |  |              |          |            |             |             |            |           |  |  |  |              |    |     |     |    |    |    |  |  |  |         |   |   |     |   |   |   |  |  |  |              |          |          |            |          |          |          |  |  |  |                 |    |     |     |    |    |    |  |  |  |             |   |   |     |   |   |   |  |  |  |              |          |          |            |          |          |          |  |  |  |   |  |  |  |  |  |  |  |  |  |                  |  |  |  |  |  |  |  |  |  |         |     |     |     |    |    |  |  |  |  |              |    |    |     |    |   |  |  |  |  |          |   |    |     |   |   |  |  |  |  |           |   |    |     |   |   |  |  |  |  |          |   |   |     |   |   |  |  |  |  |            |   |    |      |    |   |  |  |  |  |              |           |           |            |           |          |  |  |  |  |         |     |     |     |       |    |    |    |     |  |         |    |    |     |     |   |    |   |       |  |            |   |   |    |     |   |    |   |       |  |              |           |           |            |            |          |           |          |              |  |           |    |     |     |    |    |  |  |  |  |            |   |    |      |    |   |  |  |  |  |              |   |    |      |    |   |  |  |  |  |         |   |    |      |    |   |  |  |  |  |          |   |    |      |    |   |  |  |  |  |           |   |    |     |   |   |  |  |  |  |            |   |    |      |    |   |  |  |  |  |            |   |    |      |    |   |  |  |  |  |           |   |   |     |   |   |  |  |  |  |              |           |            |             |           |          |  |  |  |  |               |    |     |     |    |    |  |  |  |  |            |   |    |      |     |   |  |  |  |  |           |   |    |      |     |   |  |  |  |  |              |          |           |             |            |          |  |  |  |  |         |    |     |     |     |        |    |  |  |  |           |   |     |      |      |     |    |  |  |  |              |          |            |             |             |            |           |  |  |  |              |    |     |     |    |    |    |  |  |  |           |   |    |     |   |   |   |  |  |  |                 |   |   |     |   |   |   |  |  |  |              |          |           |            |          |          |          |  |  |  |                 |    |     |     |    |    |    |  |  |  |           |   |    |      |   |    |   |  |  |  |           |   |    |      |   |    |   |  |  |  |             |   |   |     |   |   |   |  |  |  |              |          |           |             |          |           |          |  |  |  |
| J. Davis  | 1         | 1          | 1.0         | 1           | 0          |           |          |              |  |                    |  |  |  |  |  |  |  |  |  |         |     |     |     |    |    |  |  |  |  |         |    |    |     |    |   |  |  |  |  |         |    |    |     |    |   |  |  |  |  |           |   |   |     |   |   |  |  |  |  |            |   |   |     |   |   |  |  |  |  |              |           |           |            |           |          |  |  |  |  |         |     |     |     |       |    |    |    |     |  |            |    |   |     |      |   |    |   |      |  |             |   |   |    |     |   |    |   |       |  |              |           |           |            |             |          |           |          |             |  |           |    |     |     |    |    |  |  |  |  |           |   |    |      |    |   |  |  |  |  |          |   |    |      |    |   |  |  |  |  |             |   |    |      |    |   |  |  |  |  |         |   |    |      |    |   |  |  |  |  |         |   |    |      |    |   |  |  |  |  |          |   |   |     |   |   |  |  |  |  |          |   |   |     |   |   |  |  |  |  |           |   |    |      |    |   |  |  |  |  |              |           |            |             |           |          |  |  |  |  |               |    |     |     |    |    |  |  |  |  |     |   |   |   |   |   |  |  |  |  |              |          |          |          |          |          |  |  |  |  |         |    |     |     |     |        |    |  |  |  |            |   |     |      |      |     |    |  |  |  |              |          |            |             |             |            |           |  |  |  |              |    |     |     |    |    |    |  |  |  |         |   |   |     |   |   |   |  |  |  |              |          |          |            |          |          |          |  |  |  |                 |    |     |     |    |    |    |  |  |  |             |   |   |     |   |   |   |  |  |  |              |          |          |            |          |          |          |  |  |  |   |  |  |  |  |  |  |  |  |  |                  |  |  |  |  |  |  |  |  |  |         |     |     |     |    |    |  |  |  |  |              |    |    |     |    |   |  |  |  |  |          |   |    |     |   |   |  |  |  |  |           |   |    |     |   |   |  |  |  |  |          |   |   |     |   |   |  |  |  |  |            |   |    |      |    |   |  |  |  |  |              |           |           |            |           |          |  |  |  |  |         |     |     |     |       |    |    |    |     |  |         |    |    |     |     |   |    |   |       |  |            |   |   |    |     |   |    |   |       |  |              |           |           |            |            |          |           |          |              |  |           |    |     |     |    |    |  |  |  |  |            |   |    |      |    |   |  |  |  |  |              |   |    |      |    |   |  |  |  |  |         |   |    |      |    |   |  |  |  |  |          |   |    |      |    |   |  |  |  |  |           |   |    |     |   |   |  |  |  |  |            |   |    |      |    |   |  |  |  |  |            |   |    |      |    |   |  |  |  |  |           |   |   |     |   |   |  |  |  |  |              |           |            |             |           |          |  |  |  |  |               |    |     |     |    |    |  |  |  |  |            |   |    |      |     |   |  |  |  |  |           |   |    |      |     |   |  |  |  |  |              |          |           |             |            |          |  |  |  |  |         |    |     |     |     |        |    |  |  |  |           |   |     |      |      |     |    |  |  |  |              |          |            |             |             |            |           |  |  |  |              |    |     |     |    |    |    |  |  |  |           |   |    |     |   |   |   |  |  |  |                 |   |   |     |   |   |   |  |  |  |              |          |           |            |          |          |          |  |  |  |                 |    |     |     |    |    |    |  |  |  |           |   |    |      |   |    |   |  |  |  |           |   |    |      |   |    |   |  |  |  |             |   |   |     |   |   |   |  |  |  |              |          |           |             |          |           |          |  |  |  |
| S. Mannion  | 1         | -7         | -2.3        | -2          | 0          |           |          |              |  |                    |  |  |  |  |  |  |  |  |  |         |     |     |     |    |    |  |  |  |  |         |    |    |     |    |   |  |  |  |  |         |    |    |     |    |   |  |  |  |  |           |   |   |     |   |   |  |  |  |  |            |   |   |     |   |   |  |  |  |  |              |           |           |            |           |          |  |  |  |  |         |     |     |     |       |    |    |    |     |  |            |    |   |     |      |   |    |   |      |  |             |   |   |    |     |   |    |   |       |  |              |           |           |            |             |          |           |          |             |  |           |    |     |     |    |    |  |  |  |  |           |   |    |      |    |   |  |  |  |  |          |   |    |      |    |   |  |  |  |  |             |   |    |      |    |   |  |  |  |  |         |   |    |      |    |   |  |  |  |  |         |   |    |      |    |   |  |  |  |  |          |   |   |     |   |   |  |  |  |  |          |   |   |     |   |   |  |  |  |  |           |   |    |      |    |   |  |  |  |  |              |           |            |             |           |          |  |  |  |  |               |    |     |     |    |    |  |  |  |  |     |   |   |   |   |   |  |  |  |  |              |          |          |          |          |          |  |  |  |  |         |    |     |     |     |        |    |  |  |  |            |   |     |      |      |     |    |  |  |  |              |          |            |             |             |            |           |  |  |  |              |    |     |     |    |    |    |  |  |  |         |   |   |     |   |   |   |  |  |  |              |          |          |            |          |          |          |  |  |  |                 |    |     |     |    |    |    |  |  |  |             |   |   |     |   |   |   |  |  |  |              |          |          |            |          |          |          |  |  |  |   |  |  |  |  |  |  |  |  |  |                  |  |  |  |  |  |  |  |  |  |         |     |     |     |    |    |  |  |  |  |              |    |    |     |    |   |  |  |  |  |          |   |    |     |   |   |  |  |  |  |           |   |    |     |   |   |  |  |  |  |          |   |   |     |   |   |  |  |  |  |            |   |    |      |    |   |  |  |  |  |              |           |           |            |           |          |  |  |  |  |         |     |     |     |       |    |    |    |     |  |         |    |    |     |     |   |    |   |       |  |            |   |   |    |     |   |    |   |       |  |              |           |           |            |            |          |           |          |              |  |           |    |     |     |    |    |  |  |  |  |            |   |    |      |    |   |  |  |  |  |              |   |    |      |    |   |  |  |  |  |         |   |    |      |    |   |  |  |  |  |          |   |    |      |    |   |  |  |  |  |           |   |    |     |   |   |  |  |  |  |            |   |    |      |    |   |  |  |  |  |            |   |    |      |    |   |  |  |  |  |           |   |   |     |   |   |  |  |  |  |              |           |            |             |           |          |  |  |  |  |               |    |     |     |    |    |  |  |  |  |            |   |    |      |     |   |  |  |  |  |           |   |    |      |     |   |  |  |  |  |              |          |           |             |            |          |  |  |  |  |         |    |     |     |     |        |    |  |  |  |           |   |     |      |      |     |    |  |  |  |              |          |            |             |             |            |           |  |  |  |              |    |     |     |    |    |    |  |  |  |           |   |    |     |   |   |   |  |  |  |                 |   |   |     |   |   |   |  |  |  |              |          |           |            |          |          |          |  |  |  |                 |    |     |     |    |    |    |  |  |  |           |   |    |      |   |    |   |  |  |  |           |   |    |      |   |    |   |  |  |  |             |   |   |     |   |   |   |  |  |  |              |          |           |             |          |           |          |  |  |  |
| <b>Total</b>  | <b>33</b> | <b>63</b>  | <b>1.9</b>  | <b>12</b>   | <b>2</b>   |           |          |              |  |                    |  |  |  |  |  |  |  |  |  |         |     |     |     |    |    |  |  |  |  |         |    |    |     |    |   |  |  |  |  |         |    |    |     |    |   |  |  |  |  |           |   |   |     |   |   |  |  |  |  |            |   |   |     |   |   |  |  |  |  |              |           |           |            |           |          |  |  |  |  |         |     |     |     |       |    |    |    |     |  |            |    |   |     |      |   |    |   |      |  |             |   |   |    |     |   |    |   |       |  |              |           |           |            |             |          |           |          |             |  |           |    |     |     |    |    |  |  |  |  |           |   |    |      |    |   |  |  |  |  |          |   |    |      |    |   |  |  |  |  |             |   |    |      |    |   |  |  |  |  |         |   |    |      |    |   |  |  |  |  |         |   |    |      |    |   |  |  |  |  |          |   |   |     |   |   |  |  |  |  |          |   |   |     |   |   |  |  |  |  |           |   |    |      |    |   |  |  |  |  |              |           |            |             |           |          |  |  |  |  |               |    |     |     |    |    |  |  |  |  |     |   |   |   |   |   |  |  |  |  |              |          |          |          |          |          |  |  |  |  |         |    |     |     |     |        |    |  |  |  |            |   |     |      |      |     |    |  |  |  |              |          |            |             |             |            |           |  |  |  |              |    |     |     |    |    |    |  |  |  |         |   |   |     |   |   |   |  |  |  |              |          |          |            |          |          |          |  |  |  |                 |    |     |     |    |    |    |  |  |  |             |   |   |     |   |   |   |  |  |  |              |          |          |            |          |          |          |  |  |  |   |  |  |  |  |  |  |  |  |  |                  |  |  |  |  |  |  |  |  |  |         |     |     |     |    |    |  |  |  |  |              |    |    |     |    |   |  |  |  |  |          |   |    |     |   |   |  |  |  |  |           |   |    |     |   |   |  |  |  |  |          |   |   |     |   |   |  |  |  |  |            |   |    |      |    |   |  |  |  |  |              |           |           |            |           |          |  |  |  |  |         |     |     |     |       |    |    |    |     |  |         |    |    |     |     |   |    |   |       |  |            |   |   |    |     |   |    |   |       |  |              |           |           |            |            |          |           |          |              |  |           |    |     |     |    |    |  |  |  |  |            |   |    |      |    |   |  |  |  |  |              |   |    |      |    |   |  |  |  |  |         |   |    |      |    |   |  |  |  |  |          |   |    |      |    |   |  |  |  |  |           |   |    |     |   |   |  |  |  |  |            |   |    |      |    |   |  |  |  |  |            |   |    |      |    |   |  |  |  |  |           |   |   |     |   |   |  |  |  |  |              |           |            |             |           |          |  |  |  |  |               |    |     |     |    |    |  |  |  |  |            |   |    |      |     |   |  |  |  |  |           |   |    |      |     |   |  |  |  |  |              |          |           |             |            |          |  |  |  |  |         |    |     |     |     |        |    |  |  |  |           |   |     |      |      |     |    |  |  |  |              |          |            |             |             |            |           |  |  |  |              |    |     |     |    |    |    |  |  |  |           |   |    |     |   |   |   |  |  |  |                 |   |   |     |   |   |   |  |  |  |              |          |           |            |          |          |          |  |  |  |                 |    |     |     |    |    |    |  |  |  |           |   |    |      |   |    |   |  |  |  |           |   |    |      |   |    |   |  |  |  |             |   |   |     |   |   |   |  |  |  |              |          |           |             |          |           |          |  |  |  |
| PASSING   | ATT       | CMP        | YDS         | SK/YD       | TD         | LG        | IN       | RT.          |  |                    |  |  |  |  |  |  |  |  |  |         |     |     |     |    |    |  |  |  |  |         |    |    |     |    |   |  |  |  |  |         |    |    |     |    |   |  |  |  |  |           |   |   |     |   |   |  |  |  |  |            |   |   |     |   |   |  |  |  |  |              |           |           |            |           |          |  |  |  |  |         |     |     |     |       |    |    |    |     |  |            |    |   |     |      |   |    |   |      |  |             |   |   |    |     |   |    |   |       |  |              |           |           |            |             |          |           |          |             |  |           |    |     |     |    |    |  |  |  |  |           |   |    |      |    |   |  |  |  |  |          |   |    |      |    |   |  |  |  |  |             |   |    |      |    |   |  |  |  |  |         |   |    |      |    |   |  |  |  |  |         |   |    |      |    |   |  |  |  |  |          |   |   |     |   |   |  |  |  |  |          |   |   |     |   |   |  |  |  |  |           |   |    |      |    |   |  |  |  |  |              |           |            |             |           |          |  |  |  |  |               |    |     |     |    |    |  |  |  |  |     |   |   |   |   |   |  |  |  |  |              |          |          |          |          |          |  |  |  |  |         |    |     |     |     |        |    |  |  |  |            |   |     |      |      |     |    |  |  |  |              |          |            |             |             |            |           |  |  |  |              |    |     |     |    |    |    |  |  |  |         |   |   |     |   |   |   |  |  |  |              |          |          |            |          |          |          |  |  |  |                 |    |     |     |    |    |    |  |  |  |             |   |   |     |   |   |   |  |  |  |              |          |          |            |          |          |          |  |  |  |   |  |  |  |  |  |  |  |  |  |                  |  |  |  |  |  |  |  |  |  |         |     |     |     |    |    |  |  |  |  |              |    |    |     |    |   |  |  |  |  |          |   |    |     |   |   |  |  |  |  |           |   |    |     |   |   |  |  |  |  |          |   |   |     |   |   |  |  |  |  |            |   |    |      |    |   |  |  |  |  |              |           |           |            |           |          |  |  |  |  |         |     |     |     |       |    |    |    |     |  |         |    |    |     |     |   |    |   |       |  |            |   |   |    |     |   |    |   |       |  |              |           |           |            |            |          |           |          |              |  |           |    |     |     |    |    |  |  |  |  |            |   |    |      |    |   |  |  |  |  |              |   |    |      |    |   |  |  |  |  |         |   |    |      |    |   |  |  |  |  |          |   |    |      |    |   |  |  |  |  |           |   |    |     |   |   |  |  |  |  |            |   |    |      |    |   |  |  |  |  |            |   |    |      |    |   |  |  |  |  |           |   |   |     |   |   |  |  |  |  |              |           |            |             |           |          |  |  |  |  |               |    |     |     |    |    |  |  |  |  |            |   |    |      |     |   |  |  |  |  |           |   |    |      |     |   |  |  |  |  |              |          |           |             |            |          |  |  |  |  |         |    |     |     |     |        |    |  |  |  |           |   |     |      |      |     |    |  |  |  |              |          |            |             |             |            |           |  |  |  |              |    |     |     |    |    |    |  |  |  |           |   |    |     |   |   |   |  |  |  |                 |   |   |     |   |   |   |  |  |  |              |          |           |            |          |          |          |  |  |  |                 |    |     |     |    |    |    |  |  |  |           |   |    |      |   |    |   |  |  |  |           |   |    |      |   |    |   |  |  |  |             |   |   |     |   |   |   |  |  |  |              |          |           |             |          |           |          |  |  |  |
| J. Goff   | 29        | 21         | 306         | 1/8         | 1          | 39        | 0        | 117.9        |  |                    |  |  |  |  |  |  |  |  |  |         |     |     |     |    |    |  |  |  |  |         |    |    |     |    |   |  |  |  |  |         |    |    |     |    |   |  |  |  |  |           |   |   |     |   |   |  |  |  |  |            |   |   |     |   |   |  |  |  |  |              |           |           |            |           |          |  |  |  |  |         |     |     |     |       |    |    |    |     |  |            |    |   |     |      |   |    |   |      |  |             |   |   |    |     |   |    |   |       |  |              |           |           |            |             |          |           |          |             |  |           |    |     |     |    |    |  |  |  |  |           |   |    |      |    |   |  |  |  |  |          |   |    |      |    |   |  |  |  |  |             |   |    |      |    |   |  |  |  |  |         |   |    |      |    |   |  |  |  |  |         |   |    |      |    |   |  |  |  |  |          |   |   |     |   |   |  |  |  |  |          |   |   |     |   |   |  |  |  |  |           |   |    |      |    |   |  |  |  |  |              |           |            |             |           |          |  |  |  |  |               |    |     |     |    |    |  |  |  |  |     |   |   |   |   |   |  |  |  |  |              |          |          |          |          |          |  |  |  |  |         |    |     |     |     |        |    |  |  |  |            |   |     |      |      |     |    |  |  |  |              |          |            |             |             |            |           |  |  |  |              |    |     |     |    |    |    |  |  |  |         |   |   |     |   |   |   |  |  |  |              |          |          |            |          |          |          |  |  |  |                 |    |     |     |    |    |    |  |  |  |             |   |   |     |   |   |   |  |  |  |              |          |          |            |          |          |          |  |  |  |   |  |  |  |  |  |  |  |  |  |                  |  |  |  |  |  |  |  |  |  |         |     |     |     |    |    |  |  |  |  |              |    |    |     |    |   |  |  |  |  |          |   |    |     |   |   |  |  |  |  |           |   |    |     |   |   |  |  |  |  |          |   |   |     |   |   |  |  |  |  |            |   |    |      |    |   |  |  |  |  |              |           |           |            |           |          |  |  |  |  |         |     |     |     |       |    |    |    |     |  |         |    |    |     |     |   |    |   |       |  |            |   |   |    |     |   |    |   |       |  |              |           |           |            |            |          |           |          |              |  |           |    |     |     |    |    |  |  |  |  |            |   |    |      |    |   |  |  |  |  |              |   |    |      |    |   |  |  |  |  |         |   |    |      |    |   |  |  |  |  |          |   |    |      |    |   |  |  |  |  |           |   |    |     |   |   |  |  |  |  |            |   |    |      |    |   |  |  |  |  |            |   |    |      |    |   |  |  |  |  |           |   |   |     |   |   |  |  |  |  |              |           |            |             |           |          |  |  |  |  |               |    |     |     |    |    |  |  |  |  |            |   |    |      |     |   |  |  |  |  |           |   |    |      |     |   |  |  |  |  |              |          |           |             |            |          |  |  |  |  |         |    |     |     |     |        |    |  |  |  |           |   |     |      |      |     |    |  |  |  |              |          |            |             |             |            |           |  |  |  |              |    |     |     |    |    |    |  |  |  |           |   |    |     |   |   |   |  |  |  |                 |   |   |     |   |   |   |  |  |  |              |          |           |            |          |          |          |  |  |  |                 |    |     |     |    |    |    |  |  |  |           |   |    |      |   |    |   |  |  |  |           |   |    |      |   |    |   |  |  |  |             |   |   |     |   |   |   |  |  |  |              |          |           |             |          |           |          |  |  |  |
| S. Mannion  | 1         | 1          | 12          | 0/0         | 0          | 12        | 0        | 116.7        |  |                    |  |  |  |  |  |  |  |  |  |         |     |     |     |    |    |  |  |  |  |         |    |    |     |    |   |  |  |  |  |         |    |    |     |    |   |  |  |  |  |           |   |   |     |   |   |  |  |  |  |            |   |   |     |   |   |  |  |  |  |              |           |           |            |           |          |  |  |  |  |         |     |     |     |       |    |    |    |     |  |            |    |   |     |      |   |    |   |      |  |             |   |   |    |     |   |    |   |       |  |              |           |           |            |             |          |           |          |             |  |           |    |     |     |    |    |  |  |  |  |           |   |    |      |    |   |  |  |  |  |          |   |    |      |    |   |  |  |  |  |             |   |    |      |    |   |  |  |  |  |         |   |    |      |    |   |  |  |  |  |         |   |    |      |    |   |  |  |  |  |          |   |   |     |   |   |  |  |  |  |          |   |   |     |   |   |  |  |  |  |           |   |    |      |    |   |  |  |  |  |              |           |            |             |           |          |  |  |  |  |               |    |     |     |    |    |  |  |  |  |     |   |   |   |   |   |  |  |  |  |              |          |          |          |          |          |  |  |  |  |         |    |     |     |     |        |    |  |  |  |            |   |     |      |      |     |    |  |  |  |              |          |            |             |             |            |           |  |  |  |              |    |     |     |    |    |    |  |  |  |         |   |   |     |   |   |   |  |  |  |              |          |          |            |          |          |          |  |  |  |                 |    |     |     |    |    |    |  |  |  |             |   |   |     |   |   |   |  |  |  |              |          |          |            |          |          |          |  |  |  |   |  |  |  |  |  |  |  |  |  |                  |  |  |  |  |  |  |  |  |  |         |     |     |     |    |    |  |  |  |  |              |    |    |     |    |   |  |  |  |  |          |   |    |     |   |   |  |  |  |  |           |   |    |     |   |   |  |  |  |  |          |   |   |     |   |   |  |  |  |  |            |   |    |      |    |   |  |  |  |  |              |           |           |            |           |          |  |  |  |  |         |     |     |     |       |    |    |    |     |  |         |    |    |     |     |   |    |   |       |  |            |   |   |    |     |   |    |   |       |  |              |           |           |            |            |          |           |          |              |  |           |    |     |     |    |    |  |  |  |  |            |   |    |      |    |   |  |  |  |  |              |   |    |      |    |   |  |  |  |  |         |   |    |      |    |   |  |  |  |  |          |   |    |      |    |   |  |  |  |  |           |   |    |     |   |   |  |  |  |  |            |   |    |      |    |   |  |  |  |  |            |   |    |      |    |   |  |  |  |  |           |   |   |     |   |   |  |  |  |  |              |           |            |             |           |          |  |  |  |  |               |    |     |     |    |    |  |  |  |  |            |   |    |      |     |   |  |  |  |  |           |   |    |      |     |   |  |  |  |  |              |          |           |             |            |          |  |  |  |  |         |    |     |     |     |        |    |  |  |  |           |   |     |      |      |     |    |  |  |  |              |          |            |             |             |            |           |  |  |  |              |    |     |     |    |    |    |  |  |  |           |   |    |     |   |   |   |  |  |  |                 |   |   |     |   |   |   |  |  |  |              |          |           |            |          |          |          |  |  |  |                 |    |     |     |    |    |    |  |  |  |           |   |    |      |   |    |   |  |  |  |           |   |    |      |   |    |   |  |  |  |             |   |   |     |   |   |   |  |  |  |              |          |           |             |          |           |          |  |  |  |
| <b>Total</b>  | <b>30</b> | <b>22</b>  | <b>318</b>  | <b>1/8</b>  | <b>1</b>   | <b>39</b> | <b>0</b> | <b>118.5</b> |  |                    |  |  |  |  |  |  |  |  |  |         |     |     |     |    |    |  |  |  |  |         |    |    |     |    |   |  |  |  |  |         |    |    |     |    |   |  |  |  |  |           |   |   |     |   |   |  |  |  |  |            |   |   |     |   |   |  |  |  |  |              |           |           |            |           |          |  |  |  |  |         |     |     |     |       |    |    |    |     |  |            |    |   |     |      |   |    |   |      |  |             |   |   |    |     |   |    |   |       |  |              |           |           |            |             |          |           |          |             |  |           |    |     |     |    |    |  |  |  |  |           |   |    |      |    |   |  |  |  |  |          |   |    |      |    |   |  |  |  |  |             |   |    |      |    |   |  |  |  |  |         |   |    |      |    |   |  |  |  |  |         |   |    |      |    |   |  |  |  |  |          |   |   |     |   |   |  |  |  |  |          |   |   |     |   |   |  |  |  |  |           |   |    |      |    |   |  |  |  |  |              |           |            |             |           |          |  |  |  |  |               |    |     |     |    |    |  |  |  |  |     |   |   |   |   |   |  |  |  |  |              |          |          |          |          |          |  |  |  |  |         |    |     |     |     |        |    |  |  |  |            |   |     |      |      |     |    |  |  |  |              |          |            |             |             |            |           |  |  |  |              |    |     |     |    |    |    |  |  |  |         |   |   |     |   |   |   |  |  |  |              |          |          |            |          |          |          |  |  |  |                 |    |     |     |    |    |    |  |  |  |             |   |   |     |   |   |   |  |  |  |              |          |          |            |          |          |          |  |  |  |   |  |  |  |  |  |  |  |  |  |                  |  |  |  |  |  |  |  |  |  |         |     |     |     |    |    |  |  |  |  |              |    |    |     |    |   |  |  |  |  |          |   |    |     |   |   |  |  |  |  |           |   |    |     |   |   |  |  |  |  |          |   |   |     |   |   |  |  |  |  |            |   |    |      |    |   |  |  |  |  |              |           |           |            |           |          |  |  |  |  |         |     |     |     |       |    |    |    |     |  |         |    |    |     |     |   |    |   |       |  |            |   |   |    |     |   |    |   |       |  |              |           |           |            |            |          |           |          |              |  |           |    |     |     |    |    |  |  |  |  |            |   |    |      |    |   |  |  |  |  |              |   |    |      |    |   |  |  |  |  |         |   |    |      |    |   |  |  |  |  |          |   |    |      |    |   |  |  |  |  |           |   |    |     |   |   |  |  |  |  |            |   |    |      |    |   |  |  |  |  |            |   |    |      |    |   |  |  |  |  |           |   |   |     |   |   |  |  |  |  |              |           |            |             |           |          |  |  |  |  |               |    |     |     |    |    |  |  |  |  |            |   |    |      |     |   |  |  |  |  |           |   |    |      |     |   |  |  |  |  |              |          |           |             |            |          |  |  |  |  |         |    |     |     |     |        |    |  |  |  |           |   |     |      |      |     |    |  |  |  |              |          |            |             |             |            |           |  |  |  |              |    |     |     |    |    |    |  |  |  |           |   |    |     |   |   |   |  |  |  |                 |   |   |     |   |   |   |  |  |  |              |          |           |            |          |          |          |  |  |  |                 |    |     |     |    |    |    |  |  |  |           |   |    |      |   |    |   |  |  |  |           |   |    |      |   |    |   |  |  |  |             |   |   |     |   |   |   |  |  |  |              |          |           |             |          |           |          |  |  |  |
| RECEIVING   | NO        | YDS        | AVG         | LG          | TD         |           |          |              |  |                    |  |  |  |  |  |  |  |  |  |         |     |     |     |    |    |  |  |  |  |         |    |    |     |    |   |  |  |  |  |         |    |    |     |    |   |  |  |  |  |           |   |   |     |   |   |  |  |  |  |            |   |   |     |   |   |  |  |  |  |              |           |           |            |           |          |  |  |  |  |         |     |     |     |       |    |    |    |     |  |            |    |   |     |      |   |    |   |      |  |             |   |   |    |     |   |    |   |       |  |              |           |           |            |             |          |           |          |             |  |           |    |     |     |    |    |  |  |  |  |           |   |    |      |    |   |  |  |  |  |          |   |    |      |    |   |  |  |  |  |             |   |    |      |    |   |  |  |  |  |         |   |    |      |    |   |  |  |  |  |         |   |    |      |    |   |  |  |  |  |          |   |   |     |   |   |  |  |  |  |          |   |   |     |   |   |  |  |  |  |           |   |    |      |    |   |  |  |  |  |              |           |            |             |           |          |  |  |  |  |               |    |     |     |    |    |  |  |  |  |     |   |   |   |   |   |  |  |  |  |              |          |          |          |          |          |  |  |  |  |         |    |     |     |     |        |    |  |  |  |            |   |     |      |      |     |    |  |  |  |              |          |            |             |             |            |           |  |  |  |              |    |     |     |    |    |    |  |  |  |         |   |   |     |   |   |   |  |  |  |              |          |          |            |          |          |          |  |  |  |                 |    |     |     |    |    |    |  |  |  |             |   |   |     |   |   |   |  |  |  |              |          |          |            |          |          |          |  |  |  |   |  |  |  |  |  |  |  |  |  |                  |  |  |  |  |  |  |  |  |  |         |     |     |     |    |    |  |  |  |  |              |    |    |     |    |   |  |  |  |  |          |   |    |     |   |   |  |  |  |  |           |   |    |     |   |   |  |  |  |  |          |   |   |     |   |   |  |  |  |  |            |   |    |      |    |   |  |  |  |  |              |           |           |            |           |          |  |  |  |  |         |     |     |     |       |    |    |    |     |  |         |    |    |     |     |   |    |   |       |  |            |   |   |    |     |   |    |   |       |  |              |           |           |            |            |          |           |          |              |  |           |    |     |     |    |    |  |  |  |  |            |   |    |      |    |   |  |  |  |  |              |   |    |      |    |   |  |  |  |  |         |   |    |      |    |   |  |  |  |  |          |   |    |      |    |   |  |  |  |  |           |   |    |     |   |   |  |  |  |  |            |   |    |      |    |   |  |  |  |  |            |   |    |      |    |   |  |  |  |  |           |   |   |     |   |   |  |  |  |  |              |           |            |             |           |          |  |  |  |  |               |    |     |     |    |    |  |  |  |  |            |   |    |      |     |   |  |  |  |  |           |   |    |      |     |   |  |  |  |  |              |          |           |             |            |          |  |  |  |  |         |    |     |     |     |        |    |  |  |  |           |   |     |      |      |     |    |  |  |  |              |          |            |             |             |            |           |  |  |  |              |    |     |     |    |    |    |  |  |  |           |   |    |     |   |   |   |  |  |  |                 |   |   |     |   |   |   |  |  |  |              |          |           |            |          |          |          |  |  |  |                 |    |     |     |    |    |    |  |  |  |           |   |    |      |   |    |   |  |  |  |           |   |    |      |   |    |   |  |  |  |             |   |   |     |   |   |   |  |  |  |              |          |           |             |          |           |          |  |  |  |
| S. Watkins  | 5         | 58         | 11.6        | 24          | 0          |           |          |              |  |                    |  |  |  |  |  |  |  |  |  |         |     |     |     |    |    |  |  |  |  |         |    |    |     |    |   |  |  |  |  |         |    |    |     |    |   |  |  |  |  |           |   |   |     |   |   |  |  |  |  |            |   |   |     |   |   |  |  |  |  |              |           |           |            |           |          |  |  |  |  |         |     |     |     |       |    |    |    |     |  |            |    |   |     |      |   |    |   |      |  |             |   |   |    |     |   |    |   |       |  |              |           |           |            |             |          |           |          |             |  |           |    |     |     |    |    |  |  |  |  |           |   |    |      |    |   |  |  |  |  |          |   |    |      |    |   |  |  |  |  |             |   |    |      |    |   |  |  |  |  |         |   |    |      |    |   |  |  |  |  |         |   |    |      |    |   |  |  |  |  |          |   |   |     |   |   |  |  |  |  |          |   |   |     |   |   |  |  |  |  |           |   |    |      |    |   |  |  |  |  |              |           |            |             |           |          |  |  |  |  |               |    |     |     |    |    |  |  |  |  |     |   |   |   |   |   |  |  |  |  |              |          |          |          |          |          |  |  |  |  |         |    |     |     |     |        |    |  |  |  |            |   |     |      |      |     |    |  |  |  |              |          |            |             |             |            |           |  |  |  |              |    |     |     |    |    |    |  |  |  |         |   |   |     |   |   |   |  |  |  |              |          |          |            |          |          |          |  |  |  |                 |    |     |     |    |    |    |  |  |  |             |   |   |     |   |   |   |  |  |  |              |          |          |            |          |          |          |  |  |  |   |  |  |  |  |  |  |  |  |  |                  |  |  |  |  |  |  |  |  |  |         |     |     |     |    |    |  |  |  |  |              |    |    |     |    |   |  |  |  |  |          |   |    |     |   |   |  |  |  |  |           |   |    |     |   |   |  |  |  |  |          |   |   |     |   |   |  |  |  |  |            |   |    |      |    |   |  |  |  |  |              |           |           |            |           |          |  |  |  |  |         |     |     |     |       |    |    |    |     |  |         |    |    |     |     |   |    |   |       |  |            |   |   |    |     |   |    |   |       |  |              |           |           |            |            |          |           |          |              |  |           |    |     |     |    |    |  |  |  |  |            |   |    |      |    |   |  |  |  |  |              |   |    |      |    |   |  |  |  |  |         |   |    |      |    |   |  |  |  |  |          |   |    |      |    |   |  |  |  |  |           |   |    |     |   |   |  |  |  |  |            |   |    |      |    |   |  |  |  |  |            |   |    |      |    |   |  |  |  |  |           |   |   |     |   |   |  |  |  |  |              |           |            |             |           |          |  |  |  |  |               |    |     |     |    |    |  |  |  |  |            |   |    |      |     |   |  |  |  |  |           |   |    |      |     |   |  |  |  |  |              |          |           |             |            |          |  |  |  |  |         |    |     |     |     |        |    |  |  |  |           |   |     |      |      |     |    |  |  |  |              |          |            |             |             |            |           |  |  |  |              |    |     |     |    |    |    |  |  |  |           |   |    |     |   |   |   |  |  |  |                 |   |   |     |   |   |   |  |  |  |              |          |           |            |          |          |          |  |  |  |                 |    |     |     |    |    |    |  |  |  |           |   |    |      |   |    |   |  |  |  |           |   |    |      |   |    |   |  |  |  |             |   |   |     |   |   |   |  |  |  |              |          |           |             |          |           |          |  |  |  |
| T. Gurley II  | 5         | 56         | 11.2        | 23          | 0          |           |          |              |  |                    |  |  |  |  |  |  |  |  |  |         |     |     |     |    |    |  |  |  |  |         |    |    |     |    |   |  |  |  |  |         |    |    |     |    |   |  |  |  |  |           |   |   |     |   |   |  |  |  |  |            |   |   |     |   |   |  |  |  |  |              |           |           |            |           |          |  |  |  |  |         |     |     |     |       |    |    |    |     |  |            |    |   |     |      |   |    |   |      |  |             |   |   |    |     |   |    |   |       |  |              |           |           |            |             |          |           |          |             |  |           |    |     |     |    |    |  |  |  |  |           |   |    |      |    |   |  |  |  |  |          |   |    |      |    |   |  |  |  |  |             |   |    |      |    |   |  |  |  |  |         |   |    |      |    |   |  |  |  |  |         |   |    |      |    |   |  |  |  |  |          |   |   |     |   |   |  |  |  |  |          |   |   |     |   |   |  |  |  |  |           |   |    |      |    |   |  |  |  |  |              |           |            |             |           |          |  |  |  |  |               |    |     |     |    |    |  |  |  |  |     |   |   |   |   |   |  |  |  |  |              |          |          |          |          |          |  |  |  |  |         |    |     |     |     |        |    |  |  |  |            |   |     |      |      |     |    |  |  |  |              |          |            |             |             |            |           |  |  |  |              |    |     |     |    |    |    |  |  |  |         |   |   |     |   |   |   |  |  |  |              |          |          |            |          |          |          |  |  |  |                 |    |     |     |    |    |    |  |  |  |             |   |   |     |   |   |   |  |  |  |              |          |          |            |          |          |          |  |  |  |   |  |  |  |  |  |  |  |  |  |                  |  |  |  |  |  |  |  |  |  |         |     |     |     |    |    |  |  |  |  |              |    |    |     |    |   |  |  |  |  |          |   |    |     |   |   |  |  |  |  |           |   |    |     |   |   |  |  |  |  |          |   |   |     |   |   |  |  |  |  |            |   |    |      |    |   |  |  |  |  |              |           |           |            |           |          |  |  |  |  |         |     |     |     |       |    |    |    |     |  |         |    |    |     |     |   |    |   |       |  |            |   |   |    |     |   |    |   |       |  |              |           |           |            |            |          |           |          |              |  |           |    |     |     |    |    |  |  |  |  |            |   |    |      |    |   |  |  |  |  |              |   |    |      |    |   |  |  |  |  |         |   |    |      |    |   |  |  |  |  |          |   |    |      |    |   |  |  |  |  |           |   |    |     |   |   |  |  |  |  |            |   |    |      |    |   |  |  |  |  |            |   |    |      |    |   |  |  |  |  |           |   |   |     |   |   |  |  |  |  |              |           |            |             |           |          |  |  |  |  |               |    |     |     |    |    |  |  |  |  |            |   |    |      |     |   |  |  |  |  |           |   |    |      |     |   |  |  |  |  |              |          |           |             |            |          |  |  |  |  |         |    |     |     |     |        |    |  |  |  |           |   |     |      |      |     |    |  |  |  |              |          |            |             |             |            |           |  |  |  |              |    |     |     |    |    |    |  |  |  |           |   |    |     |   |   |   |  |  |  |                 |   |   |     |   |   |   |  |  |  |              |          |           |            |          |          |          |  |  |  |                 |    |     |     |    |    |    |  |  |  |           |   |    |      |   |    |   |  |  |  |           |   |    |      |   |    |   |  |  |  |             |   |   |     |   |   |   |  |  |  |              |          |           |             |          |           |          |  |  |  |
| C. Kupp   | 4         | 76         | 19.0        | 28          | 1          |           |          |              |  |                    |  |  |  |  |  |  |  |  |  |         |     |     |     |    |    |  |  |  |  |         |    |    |     |    |   |  |  |  |  |         |    |    |     |    |   |  |  |  |  |           |   |   |     |   |   |  |  |  |  |            |   |   |     |   |   |  |  |  |  |              |           |           |            |           |          |  |  |  |  |         |     |     |     |       |    |    |    |     |  |            |    |   |     |      |   |    |   |      |  |             |   |   |    |     |   |    |   |       |  |              |           |           |            |             |          |           |          |             |  |           |    |     |     |    |    |  |  |  |  |           |   |    |      |    |   |  |  |  |  |          |   |    |      |    |   |  |  |  |  |             |   |    |      |    |   |  |  |  |  |         |   |    |      |    |   |  |  |  |  |         |   |    |      |    |   |  |  |  |  |          |   |   |     |   |   |  |  |  |  |          |   |   |     |   |   |  |  |  |  |           |   |    |      |    |   |  |  |  |  |              |           |            |             |           |          |  |  |  |  |               |    |     |     |    |    |  |  |  |  |     |   |   |   |   |   |  |  |  |  |              |          |          |          |          |          |  |  |  |  |         |    |     |     |     |        |    |  |  |  |            |   |     |      |      |     |    |  |  |  |              |          |            |             |             |            |           |  |  |  |              |    |     |     |    |    |    |  |  |  |         |   |   |     |   |   |   |  |  |  |              |          |          |            |          |          |          |  |  |  |                 |    |     |     |    |    |    |  |  |  |             |   |   |     |   |   |   |  |  |  |              |          |          |            |          |          |          |  |  |  |   |  |  |  |  |  |  |  |  |  |                  |  |  |  |  |  |  |  |  |  |         |     |     |     |    |    |  |  |  |  |              |    |    |     |    |   |  |  |  |  |          |   |    |     |   |   |  |  |  |  |           |   |    |     |   |   |  |  |  |  |          |   |   |     |   |   |  |  |  |  |            |   |    |      |    |   |  |  |  |  |              |           |           |            |           |          |  |  |  |  |         |     |     |     |       |    |    |    |     |  |         |    |    |     |     |   |    |   |       |  |            |   |   |    |     |   |    |   |       |  |              |           |           |            |            |          |           |          |              |  |           |    |     |     |    |    |  |  |  |  |            |   |    |      |    |   |  |  |  |  |              |   |    |      |    |   |  |  |  |  |         |   |    |      |    |   |  |  |  |  |          |   |    |      |    |   |  |  |  |  |           |   |    |     |   |   |  |  |  |  |            |   |    |      |    |   |  |  |  |  |            |   |    |      |    |   |  |  |  |  |           |   |   |     |   |   |  |  |  |  |              |           |            |             |           |          |  |  |  |  |               |    |     |     |    |    |  |  |  |  |            |   |    |      |     |   |  |  |  |  |           |   |    |      |     |   |  |  |  |  |              |          |           |             |            |          |  |  |  |  |         |    |     |     |     |        |    |  |  |  |           |   |     |      |      |     |    |  |  |  |              |          |            |             |             |            |           |  |  |  |              |    |     |     |    |    |    |  |  |  |           |   |    |     |   |   |   |  |  |  |                 |   |   |     |   |   |   |  |  |  |              |          |           |            |          |          |          |  |  |  |                 |    |     |     |    |    |    |  |  |  |           |   |    |      |   |    |   |  |  |  |           |   |    |      |   |    |   |  |  |  |             |   |   |     |   |   |   |  |  |  |              |          |           |             |          |           |          |  |  |  |
| R. Woods  | 3         | 53         | 17.7        | 27          | 0          |           |          |              |  |                    |  |  |  |  |  |  |  |  |  |         |     |     |     |    |    |  |  |  |  |         |    |    |     |    |   |  |  |  |  |         |    |    |     |    |   |  |  |  |  |           |   |   |     |   |   |  |  |  |  |            |   |   |     |   |   |  |  |  |  |              |           |           |            |           |          |  |  |  |  |         |     |     |     |       |    |    |    |     |  |            |    |   |     |      |   |    |   |      |  |             |   |   |    |     |   |    |   |       |  |              |           |           |            |             |          |           |          |             |  |           |    |     |     |    |    |  |  |  |  |           |   |    |      |    |   |  |  |  |  |          |   |    |      |    |   |  |  |  |  |             |   |    |      |    |   |  |  |  |  |         |   |    |      |    |   |  |  |  |  |         |   |    |      |    |   |  |  |  |  |          |   |   |     |   |   |  |  |  |  |          |   |   |     |   |   |  |  |  |  |           |   |    |      |    |   |  |  |  |  |              |           |            |             |           |          |  |  |  |  |               |    |     |     |    |    |  |  |  |  |     |   |   |   |   |   |  |  |  |  |              |          |          |          |          |          |  |  |  |  |         |    |     |     |     |        |    |  |  |  |            |   |     |      |      |     |    |  |  |  |              |          |            |             |             |            |           |  |  |  |              |    |     |     |    |    |    |  |  |  |         |   |   |     |   |   |   |  |  |  |              |          |          |            |          |          |          |  |  |  |                 |    |     |     |    |    |    |  |  |  |             |   |   |     |   |   |   |  |  |  |              |          |          |            |          |          |          |  |  |  |   |  |  |  |  |  |  |  |  |  |                  |  |  |  |  |  |  |  |  |  |         |     |     |     |    |    |  |  |  |  |              |    |    |     |    |   |  |  |  |  |          |   |    |     |   |   |  |  |  |  |           |   |    |     |   |   |  |  |  |  |          |   |   |     |   |   |  |  |  |  |            |   |    |      |    |   |  |  |  |  |              |           |           |            |           |          |  |  |  |  |         |     |     |     |       |    |    |    |     |  |         |    |    |     |     |   |    |   |       |  |            |   |   |    |     |   |    |   |       |  |              |           |           |            |            |          |           |          |              |  |           |    |     |     |    |    |  |  |  |  |            |   |    |      |    |   |  |  |  |  |              |   |    |      |    |   |  |  |  |  |         |   |    |      |    |   |  |  |  |  |          |   |    |      |    |   |  |  |  |  |           |   |    |     |   |   |  |  |  |  |            |   |    |      |    |   |  |  |  |  |            |   |    |      |    |   |  |  |  |  |           |   |   |     |   |   |  |  |  |  |              |           |            |             |           |          |  |  |  |  |               |    |     |     |    |    |  |  |  |  |            |   |    |      |     |   |  |  |  |  |           |   |    |      |     |   |  |  |  |  |              |          |           |             |            |          |  |  |  |  |         |    |     |     |     |        |    |  |  |  |           |   |     |      |      |     |    |  |  |  |              |          |            |             |             |            |           |  |  |  |              |    |     |     |    |    |    |  |  |  |           |   |    |     |   |   |   |  |  |  |                 |   |   |     |   |   |   |  |  |  |              |          |           |            |          |          |          |  |  |  |                 |    |     |     |    |    |    |  |  |  |           |   |    |      |   |    |   |  |  |  |           |   |    |      |   |    |   |  |  |  |             |   |   |     |   |   |   |  |  |  |              |          |           |             |          |           |          |  |  |  |
| T. Higbee   | 2         | 17         | 8.5         | 9           | 0          |           |          |              |  |                    |  |  |  |  |  |  |  |  |  |         |     |     |     |    |    |  |  |  |  |         |    |    |     |    |   |  |  |  |  |         |    |    |     |    |   |  |  |  |  |           |   |   |     |   |   |  |  |  |  |            |   |   |     |   |   |  |  |  |  |              |           |           |            |           |          |  |  |  |  |         |     |     |     |       |    |    |    |     |  |            |    |   |     |      |   |    |   |      |  |             |   |   |    |     |   |    |   |       |  |              |           |           |            |             |          |           |          |             |  |           |    |     |     |    |    |  |  |  |  |           |   |    |      |    |   |  |  |  |  |          |   |    |      |    |   |  |  |  |  |             |   |    |      |    |   |  |  |  |  |         |   |    |      |    |   |  |  |  |  |         |   |    |      |    |   |  |  |  |  |          |   |   |     |   |   |  |  |  |  |          |   |   |     |   |   |  |  |  |  |           |   |    |      |    |   |  |  |  |  |              |           |            |             |           |          |  |  |  |  |               |    |     |     |    |    |  |  |  |  |     |   |   |   |   |   |  |  |  |  |              |          |          |          |          |          |  |  |  |  |         |    |     |     |     |        |    |  |  |  |            |   |     |      |      |     |    |  |  |  |              |          |            |             |             |            |           |  |  |  |              |    |     |     |    |    |    |  |  |  |         |   |   |     |   |   |   |  |  |  |              |          |          |            |          |          |          |  |  |  |                 |    |     |     |    |    |    |  |  |  |             |   |   |     |   |   |   |  |  |  |              |          |          |            |          |          |          |  |  |  |   |  |  |  |  |  |  |  |  |  |                  |  |  |  |  |  |  |  |  |  |         |     |     |     |    |    |  |  |  |  |              |    |    |     |    |   |  |  |  |  |          |   |    |     |   |   |  |  |  |  |           |   |    |     |   |   |  |  |  |  |          |   |   |     |   |   |  |  |  |  |            |   |    |      |    |   |  |  |  |  |              |           |           |            |           |          |  |  |  |  |         |     |     |     |       |    |    |    |     |  |         |    |    |     |     |   |    |   |       |  |            |   |   |    |     |   |    |   |       |  |              |           |           |            |            |          |           |          |              |  |           |    |     |     |    |    |  |  |  |  |            |   |    |      |    |   |  |  |  |  |              |   |    |      |    |   |  |  |  |  |         |   |    |      |    |   |  |  |  |  |          |   |    |      |    |   |  |  |  |  |           |   |    |     |   |   |  |  |  |  |            |   |    |      |    |   |  |  |  |  |            |   |    |      |    |   |  |  |  |  |           |   |   |     |   |   |  |  |  |  |              |           |            |             |           |          |  |  |  |  |               |    |     |     |    |    |  |  |  |  |            |   |    |      |     |   |  |  |  |  |           |   |    |      |     |   |  |  |  |  |              |          |           |             |            |          |  |  |  |  |         |    |     |     |     |        |    |  |  |  |           |   |     |      |      |     |    |  |  |  |              |          |            |             |             |            |           |  |  |  |              |    |     |     |    |    |    |  |  |  |           |   |    |     |   |   |   |  |  |  |                 |   |   |     |   |   |   |  |  |  |              |          |           |            |          |          |          |  |  |  |                 |    |     |     |    |    |    |  |  |  |           |   |    |      |   |    |   |  |  |  |           |   |    |      |   |    |   |  |  |  |             |   |   |     |   |   |   |  |  |  |              |          |           |             |          |           |          |  |  |  |
| G. Everett  | 1         | 39         | 39.0        | 39          | 0          |           |          |              |  |                    |  |  |  |  |  |  |  |  |  |         |     |     |     |    |    |  |  |  |  |         |    |    |     |    |   |  |  |  |  |         |    |    |     |    |   |  |  |  |  |           |   |   |     |   |   |  |  |  |  |            |   |   |     |   |   |  |  |  |  |              |           |           |            |           |          |  |  |  |  |         |     |     |     |       |    |    |    |     |  |            |    |   |     |      |   |    |   |      |  |             |   |   |    |     |   |    |   |       |  |              |           |           |            |             |          |           |          |             |  |           |    |     |     |    |    |  |  |  |  |           |   |    |      |    |   |  |  |  |  |          |   |    |      |    |   |  |  |  |  |             |   |    |      |    |   |  |  |  |  |         |   |    |      |    |   |  |  |  |  |         |   |    |      |    |   |  |  |  |  |          |   |   |     |   |   |  |  |  |  |          |   |   |     |   |   |  |  |  |  |           |   |    |      |    |   |  |  |  |  |              |           |            |             |           |          |  |  |  |  |               |    |     |     |    |    |  |  |  |  |     |   |   |   |   |   |  |  |  |  |              |          |          |          |          |          |  |  |  |  |         |    |     |     |     |        |    |  |  |  |            |   |     |      |      |     |    |  |  |  |              |          |            |             |             |            |           |  |  |  |              |    |     |     |    |    |    |  |  |  |         |   |   |     |   |   |   |  |  |  |              |          |          |            |          |          |          |  |  |  |                 |    |     |     |    |    |    |  |  |  |             |   |   |     |   |   |   |  |  |  |              |          |          |            |          |          |          |  |  |  |   |  |  |  |  |  |  |  |  |  |                  |  |  |  |  |  |  |  |  |  |         |     |     |     |    |    |  |  |  |  |              |    |    |     |    |   |  |  |  |  |          |   |    |     |   |   |  |  |  |  |           |   |    |     |   |   |  |  |  |  |          |   |   |     |   |   |  |  |  |  |            |   |    |      |    |   |  |  |  |  |              |           |           |            |           |          |  |  |  |  |         |     |     |     |       |    |    |    |     |  |         |    |    |     |     |   |    |   |       |  |            |   |   |    |     |   |    |   |       |  |              |           |           |            |            |          |           |          |              |  |           |    |     |     |    |    |  |  |  |  |            |   |    |      |    |   |  |  |  |  |              |   |    |      |    |   |  |  |  |  |         |   |    |      |    |   |  |  |  |  |          |   |    |      |    |   |  |  |  |  |           |   |    |     |   |   |  |  |  |  |            |   |    |      |    |   |  |  |  |  |            |   |    |      |    |   |  |  |  |  |           |   |   |     |   |   |  |  |  |  |              |           |            |             |           |          |  |  |  |  |               |    |     |     |    |    |  |  |  |  |            |   |    |      |     |   |  |  |  |  |           |   |    |      |     |   |  |  |  |  |              |          |           |             |            |          |  |  |  |  |         |    |     |     |     |        |    |  |  |  |           |   |     |      |      |     |    |  |  |  |              |          |            |             |             |            |           |  |  |  |              |    |     |     |    |    |    |  |  |  |           |   |    |     |   |   |   |  |  |  |                 |   |   |     |   |   |   |  |  |  |              |          |           |            |          |          |          |  |  |  |                 |    |     |     |    |    |    |  |  |  |           |   |    |      |   |    |   |  |  |  |           |   |    |      |   |    |   |  |  |  |             |   |   |     |   |   |   |  |  |  |              |          |           |             |          |           |          |  |  |  |
| D. Carrier  | 1         | 12         | 12.0        | 12          | 0          |           |          |              |  |                    |  |  |  |  |  |  |  |  |  |         |     |     |     |    |    |  |  |  |  |         |    |    |     |    |   |  |  |  |  |         |    |    |     |    |   |  |  |  |  |           |   |   |     |   |   |  |  |  |  |            |   |   |     |   |   |  |  |  |  |              |           |           |            |           |          |  |  |  |  |         |     |     |     |       |    |    |    |     |  |            |    |   |     |      |   |    |   |      |  |             |   |   |    |     |   |    |   |       |  |              |           |           |            |             |          |           |          |             |  |           |    |     |     |    |    |  |  |  |  |           |   |    |      |    |   |  |  |  |  |          |   |    |      |    |   |  |  |  |  |             |   |    |      |    |   |  |  |  |  |         |   |    |      |    |   |  |  |  |  |         |   |    |      |    |   |  |  |  |  |          |   |   |     |   |   |  |  |  |  |          |   |   |     |   |   |  |  |  |  |           |   |    |      |    |   |  |  |  |  |              |           |            |             |           |          |  |  |  |  |               |    |     |     |    |    |  |  |  |  |     |   |   |   |   |   |  |  |  |  |              |          |          |          |          |          |  |  |  |  |         |    |     |     |     |        |    |  |  |  |            |   |     |      |      |     |    |  |  |  |              |          |            |             |             |            |           |  |  |  |              |    |     |     |    |    |    |  |  |  |         |   |   |     |   |   |   |  |  |  |              |          |          |            |          |          |          |  |  |  |                 |    |     |     |    |    |    |  |  |  |             |   |   |     |   |   |   |  |  |  |              |          |          |            |          |          |          |  |  |  |   |  |  |  |  |  |  |  |  |  |                  |  |  |  |  |  |  |  |  |  |         |     |     |     |    |    |  |  |  |  |              |    |    |     |    |   |  |  |  |  |          |   |    |     |   |   |  |  |  |  |           |   |    |     |   |   |  |  |  |  |          |   |   |     |   |   |  |  |  |  |            |   |    |      |    |   |  |  |  |  |              |           |           |            |           |          |  |  |  |  |         |     |     |     |       |    |    |    |     |  |         |    |    |     |     |   |    |   |       |  |            |   |   |    |     |   |    |   |       |  |              |           |           |            |            |          |           |          |              |  |           |    |     |     |    |    |  |  |  |  |            |   |    |      |    |   |  |  |  |  |              |   |    |      |    |   |  |  |  |  |         |   |    |      |    |   |  |  |  |  |          |   |    |      |    |   |  |  |  |  |           |   |    |     |   |   |  |  |  |  |            |   |    |      |    |   |  |  |  |  |            |   |    |      |    |   |  |  |  |  |           |   |   |     |   |   |  |  |  |  |              |           |            |             |           |          |  |  |  |  |               |    |     |     |    |    |  |  |  |  |            |   |    |      |     |   |  |  |  |  |           |   |    |      |     |   |  |  |  |  |              |          |           |             |            |          |  |  |  |  |         |    |     |     |     |        |    |  |  |  |           |   |     |      |      |     |    |  |  |  |              |          |            |             |             |            |           |  |  |  |              |    |     |     |    |    |    |  |  |  |           |   |    |     |   |   |   |  |  |  |                 |   |   |     |   |   |   |  |  |  |              |          |           |            |          |          |          |  |  |  |                 |    |     |     |    |    |    |  |  |  |           |   |    |      |   |    |   |  |  |  |           |   |    |      |   |    |   |  |  |  |             |   |   |     |   |   |   |  |  |  |              |          |           |             |          |           |          |  |  |  |
| T. Austin   | 1         | 7          | 7.0         | 7           | 0          |           |          |              |  |                    |  |  |  |  |  |  |  |  |  |         |     |     |     |    |    |  |  |  |  |         |    |    |     |    |   |  |  |  |  |         |    |    |     |    |   |  |  |  |  |           |   |   |     |   |   |  |  |  |  |            |   |   |     |   |   |  |  |  |  |              |           |           |            |           |          |  |  |  |  |         |     |     |     |       |    |    |    |     |  |            |    |   |     |      |   |    |   |      |  |             |   |   |    |     |   |    |   |       |  |              |           |           |            |             |          |           |          |             |  |           |    |     |     |    |    |  |  |  |  |           |   |    |      |    |   |  |  |  |  |          |   |    |      |    |   |  |  |  |  |             |   |    |      |    |   |  |  |  |  |         |   |    |      |    |   |  |  |  |  |         |   |    |      |    |   |  |  |  |  |          |   |   |     |   |   |  |  |  |  |          |   |   |     |   |   |  |  |  |  |           |   |    |      |    |   |  |  |  |  |              |           |            |             |           |          |  |  |  |  |               |    |     |     |    |    |  |  |  |  |     |   |   |   |   |   |  |  |  |  |              |          |          |          |          |          |  |  |  |  |         |    |     |     |     |        |    |  |  |  |            |   |     |      |      |     |    |  |  |  |              |          |            |             |             |            |           |  |  |  |              |    |     |     |    |    |    |  |  |  |         |   |   |     |   |   |   |  |  |  |              |          |          |            |          |          |          |  |  |  |                 |    |     |     |    |    |    |  |  |  |             |   |   |     |   |   |   |  |  |  |              |          |          |            |          |          |          |  |  |  |   |  |  |  |  |  |  |  |  |  |                  |  |  |  |  |  |  |  |  |  |         |     |     |     |    |    |  |  |  |  |              |    |    |     |    |   |  |  |  |  |          |   |    |     |   |   |  |  |  |  |           |   |    |     |   |   |  |  |  |  |          |   |   |     |   |   |  |  |  |  |            |   |    |      |    |   |  |  |  |  |              |           |           |            |           |          |  |  |  |  |         |     |     |     |       |    |    |    |     |  |         |    |    |     |     |   |    |   |       |  |            |   |   |    |     |   |    |   |       |  |              |           |           |            |            |          |           |          |              |  |           |    |     |     |    |    |  |  |  |  |            |   |    |      |    |   |  |  |  |  |              |   |    |      |    |   |  |  |  |  |         |   |    |      |    |   |  |  |  |  |          |   |    |      |    |   |  |  |  |  |           |   |    |     |   |   |  |  |  |  |            |   |    |      |    |   |  |  |  |  |            |   |    |      |    |   |  |  |  |  |           |   |   |     |   |   |  |  |  |  |              |           |            |             |           |          |  |  |  |  |               |    |     |     |    |    |  |  |  |  |            |   |    |      |     |   |  |  |  |  |           |   |    |      |     |   |  |  |  |  |              |          |           |             |            |          |  |  |  |  |         |    |     |     |     |        |    |  |  |  |           |   |     |      |      |     |    |  |  |  |              |          |            |             |             |            |           |  |  |  |              |    |     |     |    |    |    |  |  |  |           |   |    |     |   |   |   |  |  |  |                 |   |   |     |   |   |   |  |  |  |              |          |           |            |          |          |          |  |  |  |                 |    |     |     |    |    |    |  |  |  |           |   |    |      |   |    |   |  |  |  |           |   |    |      |   |    |   |  |  |  |             |   |   |     |   |   |   |  |  |  |              |          |           |             |          |           |          |  |  |  |
| <b>Total</b>  | <b>22</b> | <b>318</b> | <b>14.5</b> | <b>39</b>   | <b>1</b>   |           |          |              |  |                    |  |  |  |  |  |  |  |  |  |         |     |     |     |    |    |  |  |  |  |         |    |    |     |    |   |  |  |  |  |         |    |    |     |    |   |  |  |  |  |           |   |   |     |   |   |  |  |  |  |            |   |   |     |   |   |  |  |  |  |              |           |           |            |           |          |  |  |  |  |         |     |     |     |       |    |    |    |     |  |            |    |   |     |      |   |    |   |      |  |             |   |   |    |     |   |    |   |       |  |              |           |           |            |             |          |           |          |             |  |           |    |     |     |    |    |  |  |  |  |           |   |    |      |    |   |  |  |  |  |          |   |    |      |    |   |  |  |  |  |             |   |    |      |    |   |  |  |  |  |         |   |    |      |    |   |  |  |  |  |         |   |    |      |    |   |  |  |  |  |          |   |   |     |   |   |  |  |  |  |          |   |   |     |   |   |  |  |  |  |           |   |    |      |    |   |  |  |  |  |              |           |            |             |           |          |  |  |  |  |               |    |     |     |    |    |  |  |  |  |     |   |   |   |   |   |  |  |  |  |              |          |          |          |          |          |  |  |  |  |         |    |     |     |     |        |    |  |  |  |            |   |     |      |      |     |    |  |  |  |              |          |            |             |             |            |           |  |  |  |              |    |     |     |    |    |    |  |  |  |         |   |   |     |   |   |   |  |  |  |              |          |          |            |          |          |          |  |  |  |                 |    |     |     |    |    |    |  |  |  |             |   |   |     |   |   |   |  |  |  |              |          |          |            |          |          |          |  |  |  |   |  |  |  |  |  |  |  |  |  |                  |  |  |  |  |  |  |  |  |  |         |     |     |     |    |    |  |  |  |  |              |    |    |     |    |   |  |  |  |  |          |   |    |     |   |   |  |  |  |  |           |   |    |     |   |   |  |  |  |  |          |   |   |     |   |   |  |  |  |  |            |   |    |      |    |   |  |  |  |  |              |           |           |            |           |          |  |  |  |  |         |     |     |     |       |    |    |    |     |  |         |    |    |     |     |   |    |   |       |  |            |   |   |    |     |   |    |   |       |  |              |           |           |            |            |          |           |          |              |  |           |    |     |     |    |    |  |  |  |  |            |   |    |      |    |   |  |  |  |  |              |   |    |      |    |   |  |  |  |  |         |   |    |      |    |   |  |  |  |  |          |   |    |      |    |   |  |  |  |  |           |   |    |     |   |   |  |  |  |  |            |   |    |      |    |   |  |  |  |  |            |   |    |      |    |   |  |  |  |  |           |   |   |     |   |   |  |  |  |  |              |           |            |             |           |          |  |  |  |  |               |    |     |     |    |    |  |  |  |  |            |   |    |      |     |   |  |  |  |  |           |   |    |      |     |   |  |  |  |  |              |          |           |             |            |          |  |  |  |  |         |    |     |     |     |        |    |  |  |  |           |   |     |      |      |     |    |  |  |  |              |          |            |             |             |            |           |  |  |  |              |    |     |     |    |    |    |  |  |  |           |   |    |     |   |   |   |  |  |  |                 |   |   |     |   |   |   |  |  |  |              |          |           |            |          |          |          |  |  |  |                 |    |     |     |    |    |    |  |  |  |           |   |    |      |   |    |   |  |  |  |           |   |    |      |   |    |   |  |  |  |             |   |   |     |   |   |   |  |  |  |              |          |           |             |          |           |          |  |  |  |
| INTERCEPTIONS   | NO        | YDS        | AVG         | LG          | TD         |           |          |              |  |                    |  |  |  |  |  |  |  |  |  |         |     |     |     |    |    |  |  |  |  |         |    |    |     |    |   |  |  |  |  |         |    |    |     |    |   |  |  |  |  |           |   |   |     |   |   |  |  |  |  |            |   |   |     |   |   |  |  |  |  |              |           |           |            |           |          |  |  |  |  |         |     |     |     |       |    |    |    |     |  |            |    |   |     |      |   |    |   |      |  |             |   |   |    |     |   |    |   |       |  |              |           |           |            |             |          |           |          |             |  |           |    |     |     |    |    |  |  |  |  |           |   |    |      |    |   |  |  |  |  |          |   |    |      |    |   |  |  |  |  |             |   |    |      |    |   |  |  |  |  |         |   |    |      |    |   |  |  |  |  |         |   |    |      |    |   |  |  |  |  |          |   |   |     |   |   |  |  |  |  |          |   |   |     |   |   |  |  |  |  |           |   |    |      |    |   |  |  |  |  |              |           |            |             |           |          |  |  |  |  |               |    |     |     |    |    |  |  |  |  |     |   |   |   |   |   |  |  |  |  |              |          |          |          |          |          |  |  |  |  |         |    |     |     |     |        |    |  |  |  |            |   |     |      |      |     |    |  |  |  |              |          |            |             |             |            |           |  |  |  |              |    |     |     |    |    |    |  |  |  |         |   |   |     |   |   |   |  |  |  |              |          |          |            |          |          |          |  |  |  |                 |    |     |     |    |    |    |  |  |  |             |   |   |     |   |   |   |  |  |  |              |          |          |            |          |          |          |  |  |  |   |  |  |  |  |  |  |  |  |  |                  |  |  |  |  |  |  |  |  |  |         |     |     |     |    |    |  |  |  |  |              |    |    |     |    |   |  |  |  |  |          |   |    |     |   |   |  |  |  |  |           |   |    |     |   |   |  |  |  |  |          |   |   |     |   |   |  |  |  |  |            |   |    |      |    |   |  |  |  |  |              |           |           |            |           |          |  |  |  |  |         |     |     |     |       |    |    |    |     |  |         |    |    |     |     |   |    |   |       |  |            |   |   |    |     |   |    |   |       |  |              |           |           |            |            |          |           |          |              |  |           |    |     |     |    |    |  |  |  |  |            |   |    |      |    |   |  |  |  |  |              |   |    |      |    |   |  |  |  |  |         |   |    |      |    |   |  |  |  |  |          |   |    |      |    |   |  |  |  |  |           |   |    |     |   |   |  |  |  |  |            |   |    |      |    |   |  |  |  |  |            |   |    |      |    |   |  |  |  |  |           |   |   |     |   |   |  |  |  |  |              |           |            |             |           |          |  |  |  |  |               |    |     |     |    |    |  |  |  |  |            |   |    |      |     |   |  |  |  |  |           |   |    |      |     |   |  |  |  |  |              |          |           |             |            |          |  |  |  |  |         |    |     |     |     |        |    |  |  |  |           |   |     |      |      |     |    |  |  |  |              |          |            |             |             |            |           |  |  |  |              |    |     |     |    |    |    |  |  |  |           |   |    |     |   |   |   |  |  |  |                 |   |   |     |   |   |   |  |  |  |              |          |           |            |          |          |          |  |  |  |                 |    |     |     |    |    |    |  |  |  |           |   |    |      |   |    |   |  |  |  |           |   |    |      |   |    |   |  |  |  |             |   |   |     |   |   |   |  |  |  |              |          |           |             |          |           |          |  |  |  |
| T. Johnson  | 1         | 39         | 39.0        | 39t         | 1          |           |          |              |  |                    |  |  |  |  |  |  |  |  |  |         |     |     |     |    |    |  |  |  |  |         |    |    |     |    |   |  |  |  |  |         |    |    |     |    |   |  |  |  |  |           |   |   |     |   |   |  |  |  |  |            |   |   |     |   |   |  |  |  |  |              |           |           |            |           |          |  |  |  |  |         |     |     |     |       |    |    |    |     |  |            |    |   |     |      |   |    |   |      |  |             |   |   |    |     |   |    |   |       |  |              |           |           |            |             |          |           |          |             |  |           |    |     |     |    |    |  |  |  |  |           |   |    |      |    |   |  |  |  |  |          |   |    |      |    |   |  |  |  |  |             |   |    |      |    |   |  |  |  |  |         |   |    |      |    |   |  |  |  |  |         |   |    |      |    |   |  |  |  |  |          |   |   |     |   |   |  |  |  |  |          |   |   |     |   |   |  |  |  |  |           |   |    |      |    |   |  |  |  |  |              |           |            |             |           |          |  |  |  |  |               |    |     |     |    |    |  |  |  |  |     |   |   |   |   |   |  |  |  |  |              |          |          |          |          |          |  |  |  |  |         |    |     |     |     |        |    |  |  |  |            |   |     |      |      |     |    |  |  |  |              |          |            |             |             |            |           |  |  |  |              |    |     |     |    |    |    |  |  |  |         |   |   |     |   |   |   |  |  |  |              |          |          |            |          |          |          |  |  |  |                 |    |     |     |    |    |    |  |  |  |             |   |   |     |   |   |   |  |  |  |              |          |          |            |          |          |          |  |  |  |   |  |  |  |  |  |  |  |  |  |                  |  |  |  |  |  |  |  |  |  |         |     |     |     |    |    |  |  |  |  |              |    |    |     |    |   |  |  |  |  |          |   |    |     |   |   |  |  |  |  |           |   |    |     |   |   |  |  |  |  |          |   |   |     |   |   |  |  |  |  |            |   |    |      |    |   |  |  |  |  |              |           |           |            |           |          |  |  |  |  |         |     |     |     |       |    |    |    |     |  |         |    |    |     |     |   |    |   |       |  |            |   |   |    |     |   |    |   |       |  |              |           |           |            |            |          |           |          |              |  |           |    |     |     |    |    |  |  |  |  |            |   |    |      |    |   |  |  |  |  |              |   |    |      |    |   |  |  |  |  |         |   |    |      |    |   |  |  |  |  |          |   |    |      |    |   |  |  |  |  |           |   |    |     |   |   |  |  |  |  |            |   |    |      |    |   |  |  |  |  |            |   |    |      |    |   |  |  |  |  |           |   |   |     |   |   |  |  |  |  |              |           |            |             |           |          |  |  |  |  |               |    |     |     |    |    |  |  |  |  |            |   |    |      |     |   |  |  |  |  |           |   |    |      |     |   |  |  |  |  |              |          |           |             |            |          |  |  |  |  |         |    |     |     |     |        |    |  |  |  |           |   |     |      |      |     |    |  |  |  |              |          |            |             |             |            |           |  |  |  |              |    |     |     |    |    |    |  |  |  |           |   |    |     |   |   |   |  |  |  |                 |   |   |     |   |   |   |  |  |  |              |          |           |            |          |          |          |  |  |  |                 |    |     |     |    |    |    |  |  |  |           |   |    |      |   |    |   |  |  |  |           |   |    |      |   |    |   |  |  |  |             |   |   |     |   |   |   |  |  |  |              |          |           |             |          |           |          |  |  |  |
| L. Joyner   | 1         | 29         | 29.0        | 29t         | 1          |           |          |              |  |                    |  |  |  |  |  |  |  |  |  |         |     |     |     |    |    |  |  |  |  |         |    |    |     |    |   |  |  |  |  |         |    |    |     |    |   |  |  |  |  |           |   |   |     |   |   |  |  |  |  |            |   |   |     |   |   |  |  |  |  |              |           |           |            |           |          |  |  |  |  |         |     |     |     |       |    |    |    |     |  |            |    |   |     |      |   |    |   |      |  |             |   |   |    |     |   |    |   |       |  |              |           |           |            |             |          |           |          |             |  |           |    |     |     |    |    |  |  |  |  |           |   |    |      |    |   |  |  |  |  |          |   |    |      |    |   |  |  |  |  |             |   |    |      |    |   |  |  |  |  |         |   |    |      |    |   |  |  |  |  |         |   |    |      |    |   |  |  |  |  |          |   |   |     |   |   |  |  |  |  |          |   |   |     |   |   |  |  |  |  |           |   |    |      |    |   |  |  |  |  |              |           |            |             |           |          |  |  |  |  |               |    |     |     |    |    |  |  |  |  |     |   |   |   |   |   |  |  |  |  |              |          |          |          |          |          |  |  |  |  |         |    |     |     |     |        |    |  |  |  |            |   |     |      |      |     |    |  |  |  |              |          |            |             |             |            |           |  |  |  |              |    |     |     |    |    |    |  |  |  |         |   |   |     |   |   |   |  |  |  |              |          |          |            |          |          |          |  |  |  |                 |    |     |     |    |    |    |  |  |  |             |   |   |     |   |   |   |  |  |  |              |          |          |            |          |          |          |  |  |  |   |  |  |  |  |  |  |  |  |  |                  |  |  |  |  |  |  |  |  |  |         |     |     |     |    |    |  |  |  |  |              |    |    |     |    |   |  |  |  |  |          |   |    |     |   |   |  |  |  |  |           |   |    |     |   |   |  |  |  |  |          |   |   |     |   |   |  |  |  |  |            |   |    |      |    |   |  |  |  |  |              |           |           |            |           |          |  |  |  |  |         |     |     |     |       |    |    |    |     |  |         |    |    |     |     |   |    |   |       |  |            |   |   |    |     |   |    |   |       |  |              |           |           |            |            |          |           |          |              |  |           |    |     |     |    |    |  |  |  |  |            |   |    |      |    |   |  |  |  |  |              |   |    |      |    |   |  |  |  |  |         |   |    |      |    |   |  |  |  |  |          |   |    |      |    |   |  |  |  |  |           |   |    |     |   |   |  |  |  |  |            |   |    |      |    |   |  |  |  |  |            |   |    |      |    |   |  |  |  |  |           |   |   |     |   |   |  |  |  |  |              |           |            |             |           |          |  |  |  |  |               |    |     |     |    |    |  |  |  |  |            |   |    |      |     |   |  |  |  |  |           |   |    |      |     |   |  |  |  |  |              |          |           |             |            |          |  |  |  |  |         |    |     |     |     |        |    |  |  |  |           |   |     |      |      |     |    |  |  |  |              |          |            |             |             |            |           |  |  |  |              |    |     |     |    |    |    |  |  |  |           |   |    |     |   |   |   |  |  |  |                 |   |   |     |   |   |   |  |  |  |              |          |           |            |          |          |          |  |  |  |                 |    |     |     |    |    |    |  |  |  |           |   |    |      |   |    |   |  |  |  |           |   |    |      |   |    |   |  |  |  |             |   |   |     |   |   |   |  |  |  |              |          |           |             |          |           |          |  |  |  |
| <b>Total</b>  | <b>2</b>  | <b>68</b>  | <b>34.0</b> | <b>39t</b>  | <b>2</b>   |           |          |              |  |                    |  |  |  |  |  |  |  |  |  |         |     |     |     |    |    |  |  |  |  |         |    |    |     |    |   |  |  |  |  |         |    |    |     |    |   |  |  |  |  |           |   |   |     |   |   |  |  |  |  |            |   |   |     |   |   |  |  |  |  |              |           |           |            |           |          |  |  |  |  |         |     |     |     |       |    |    |    |     |  |            |    |   |     |      |   |    |   |      |  |             |   |   |    |     |   |    |   |       |  |              |           |           |            |             |          |           |          |             |  |           |    |     |     |    |    |  |  |  |  |           |   |    |      |    |   |  |  |  |  |          |   |    |      |    |   |  |  |  |  |             |   |    |      |    |   |  |  |  |  |         |   |    |      |    |   |  |  |  |  |         |   |    |      |    |   |  |  |  |  |          |   |   |     |   |   |  |  |  |  |          |   |   |     |   |   |  |  |  |  |           |   |    |      |    |   |  |  |  |  |              |           |            |             |           |          |  |  |  |  |               |    |     |     |    |    |  |  |  |  |     |   |   |   |   |   |  |  |  |  |              |          |          |          |          |          |  |  |  |  |         |    |     |     |     |        |    |  |  |  |            |   |     |      |      |     |    |  |  |  |              |          |            |             |             |            |           |  |  |  |              |    |     |     |    |    |    |  |  |  |         |   |   |     |   |   |   |  |  |  |              |          |          |            |          |          |          |  |  |  |                 |    |     |     |    |    |    |  |  |  |             |   |   |     |   |   |   |  |  |  |              |          |          |            |          |          |          |  |  |  |   |  |  |  |  |  |  |  |  |  |                  |  |  |  |  |  |  |  |  |  |         |     |     |     |    |    |  |  |  |  |              |    |    |     |    |   |  |  |  |  |          |   |    |     |   |   |  |  |  |  |           |   |    |     |   |   |  |  |  |  |          |   |   |     |   |   |  |  |  |  |            |   |    |      |    |   |  |  |  |  |              |           |           |            |           |          |  |  |  |  |         |     |     |     |       |    |    |    |     |  |         |    |    |     |     |   |    |   |       |  |            |   |   |    |     |   |    |   |       |  |              |           |           |            |            |          |           |          |              |  |           |    |     |     |    |    |  |  |  |  |            |   |    |      |    |   |  |  |  |  |              |   |    |      |    |   |  |  |  |  |         |   |    |      |    |   |  |  |  |  |          |   |    |      |    |   |  |  |  |  |           |   |    |     |   |   |  |  |  |  |            |   |    |      |    |   |  |  |  |  |            |   |    |      |    |   |  |  |  |  |           |   |   |     |   |   |  |  |  |  |              |           |            |             |           |          |  |  |  |  |               |    |     |     |    |    |  |  |  |  |            |   |    |      |     |   |  |  |  |  |           |   |    |      |     |   |  |  |  |  |              |          |           |             |            |          |  |  |  |  |         |    |     |     |     |        |    |  |  |  |           |   |     |      |      |     |    |  |  |  |              |          |            |             |             |            |           |  |  |  |              |    |     |     |    |    |    |  |  |  |           |   |    |     |   |   |   |  |  |  |                 |   |   |     |   |   |   |  |  |  |              |          |           |            |          |          |          |  |  |  |                 |    |     |     |    |    |    |  |  |  |           |   |    |      |   |    |   |  |  |  |           |   |    |      |   |    |   |  |  |  |             |   |   |     |   |   |   |  |  |  |              |          |           |             |          |           |          |  |  |  |
| PUNTING   | NO        | YDS        | AVG         | NET         | TB/120     | LG        |          |              |  |                    |  |  |  |  |  |  |  |  |  |         |     |     |     |    |    |  |  |  |  |         |    |    |     |    |   |  |  |  |  |         |    |    |     |    |   |  |  |  |  |           |   |   |     |   |   |  |  |  |  |            |   |   |     |   |   |  |  |  |  |              |           |           |            |           |          |  |  |  |  |         |     |     |     |       |    |    |    |     |  |            |    |   |     |      |   |    |   |      |  |             |   |   |    |     |   |    |   |       |  |              |           |           |            |             |          |           |          |             |  |           |    |     |     |    |    |  |  |  |  |           |   |    |      |    |   |  |  |  |  |          |   |    |      |    |   |  |  |  |  |             |   |    |      |    |   |  |  |  |  |         |   |    |      |    |   |  |  |  |  |         |   |    |      |    |   |  |  |  |  |          |   |   |     |   |   |  |  |  |  |          |   |   |     |   |   |  |  |  |  |           |   |    |      |    |   |  |  |  |  |              |           |            |             |           |          |  |  |  |  |               |    |     |     |    |    |  |  |  |  |     |   |   |   |   |   |  |  |  |  |              |          |          |          |          |          |  |  |  |  |         |    |     |     |     |        |    |  |  |  |            |   |     |      |      |     |    |  |  |  |              |          |            |             |             |            |           |  |  |  |              |    |     |     |    |    |    |  |  |  |         |   |   |     |   |   |   |  |  |  |              |          |          |            |          |          |          |  |  |  |                 |    |     |     |    |    |    |  |  |  |             |   |   |     |   |   |   |  |  |  |              |          |          |            |          |          |          |  |  |  |   |  |  |  |  |  |  |  |  |  |                  |  |  |  |  |  |  |  |  |  |         |     |     |     |    |    |  |  |  |  |              |    |    |     |    |   |  |  |  |  |          |   |    |     |   |   |  |  |  |  |           |   |    |     |   |   |  |  |  |  |          |   |   |     |   |   |  |  |  |  |            |   |    |      |    |   |  |  |  |  |              |           |           |            |           |          |  |  |  |  |         |     |     |     |       |    |    |    |     |  |         |    |    |     |     |   |    |   |       |  |            |   |   |    |     |   |    |   |       |  |              |           |           |            |            |          |           |          |              |  |           |    |     |     |    |    |  |  |  |  |            |   |    |      |    |   |  |  |  |  |              |   |    |      |    |   |  |  |  |  |         |   |    |      |    |   |  |  |  |  |          |   |    |      |    |   |  |  |  |  |           |   |    |     |   |   |  |  |  |  |            |   |    |      |    |   |  |  |  |  |            |   |    |      |    |   |  |  |  |  |           |   |   |     |   |   |  |  |  |  |              |           |            |             |           |          |  |  |  |  |               |    |     |     |    |    |  |  |  |  |            |   |    |      |     |   |  |  |  |  |           |   |    |      |     |   |  |  |  |  |              |          |           |             |            |          |  |  |  |  |         |    |     |     |     |        |    |  |  |  |           |   |     |      |      |     |    |  |  |  |              |          |            |             |             |            |           |  |  |  |              |    |     |     |    |    |    |  |  |  |           |   |    |     |   |   |   |  |  |  |                 |   |   |     |   |   |   |  |  |  |              |          |           |            |          |          |          |  |  |  |                 |    |     |     |    |    |    |  |  |  |           |   |    |      |   |    |   |  |  |  |           |   |    |      |   |    |   |  |  |  |             |   |   |     |   |   |   |  |  |  |              |          |           |             |          |           |          |  |  |  |
| J. Hekker   | 5         | 218        | 43.6        | 43.6        | 0/5        | 47        |          |              |  |                    |  |  |  |  |  |  |  |  |  |         |     |     |     |    |    |  |  |  |  |         |    |    |     |    |   |  |  |  |  |         |    |    |     |    |   |  |  |  |  |           |   |   |     |   |   |  |  |  |  |            |   |   |     |   |   |  |  |  |  |              |           |           |            |           |          |  |  |  |  |         |     |     |     |       |    |    |    |     |  |            |    |   |     |      |   |    |   |      |  |             |   |   |    |     |   |    |   |       |  |              |           |           |            |             |          |           |          |             |  |           |    |     |     |    |    |  |  |  |  |           |   |    |      |    |   |  |  |  |  |          |   |    |      |    |   |  |  |  |  |             |   |    |      |    |   |  |  |  |  |         |   |    |      |    |   |  |  |  |  |         |   |    |      |    |   |  |  |  |  |          |   |   |     |   |   |  |  |  |  |          |   |   |     |   |   |  |  |  |  |           |   |    |      |    |   |  |  |  |  |              |           |            |             |           |          |  |  |  |  |               |    |     |     |    |    |  |  |  |  |     |   |   |   |   |   |  |  |  |  |              |          |          |          |          |          |  |  |  |  |         |    |     |     |     |        |    |  |  |  |            |   |     |      |      |     |    |  |  |  |              |          |            |             |             |            |           |  |  |  |              |    |     |     |    |    |    |  |  |  |         |   |   |     |   |   |   |  |  |  |              |          |          |            |          |          |          |  |  |  |                 |    |     |     |    |    |    |  |  |  |             |   |   |     |   |   |   |  |  |  |              |          |          |            |          |          |          |  |  |  |   |  |  |  |  |  |  |  |  |  |                  |  |  |  |  |  |  |  |  |  |         |     |     |     |    |    |  |  |  |  |              |    |    |     |    |   |  |  |  |  |          |   |    |     |   |   |  |  |  |  |           |   |    |     |   |   |  |  |  |  |          |   |   |     |   |   |  |  |  |  |            |   |    |      |    |   |  |  |  |  |              |           |           |            |           |          |  |  |  |  |         |     |     |     |       |    |    |    |     |  |         |    |    |     |     |   |    |   |       |  |            |   |   |    |     |   |    |   |       |  |              |           |           |            |            |          |           |          |              |  |           |    |     |     |    |    |  |  |  |  |            |   |    |      |    |   |  |  |  |  |              |   |    |      |    |   |  |  |  |  |         |   |    |      |    |   |  |  |  |  |          |   |    |      |    |   |  |  |  |  |           |   |    |     |   |   |  |  |  |  |            |   |    |      |    |   |  |  |  |  |            |   |    |      |    |   |  |  |  |  |           |   |   |     |   |   |  |  |  |  |              |           |            |             |           |          |  |  |  |  |               |    |     |     |    |    |  |  |  |  |            |   |    |      |     |   |  |  |  |  |           |   |    |      |     |   |  |  |  |  |              |          |           |             |            |          |  |  |  |  |         |    |     |     |     |        |    |  |  |  |           |   |     |      |      |     |    |  |  |  |              |          |            |             |             |            |           |  |  |  |              |    |     |     |    |    |    |  |  |  |           |   |    |     |   |   |   |  |  |  |                 |   |   |     |   |   |   |  |  |  |              |          |           |            |          |          |          |  |  |  |                 |    |     |     |    |    |    |  |  |  |           |   |    |      |   |    |   |  |  |  |           |   |    |      |   |    |   |  |  |  |             |   |   |     |   |   |   |  |  |  |              |          |           |             |          |           |          |  |  |  |
| <b>Total</b>  | <b>5</b>  | <b>218</b> | <b>43.6</b> | <b>43.6</b> | <b>0/5</b> | <b>47</b> |          |              |  |                    |  |  |  |  |  |  |  |  |  |         |     |     |     |    |    |  |  |  |  |         |    |    |     |    |   |  |  |  |  |         |    |    |     |    |   |  |  |  |  |           |   |   |     |   |   |  |  |  |  |            |   |   |     |   |   |  |  |  |  |              |           |           |            |           |          |  |  |  |  |         |     |     |     |       |    |    |    |     |  |            |    |   |     |      |   |    |   |      |  |             |   |   |    |     |   |    |   |       |  |              |           |           |            |             |          |           |          |             |  |           |    |     |     |    |    |  |  |  |  |           |   |    |      |    |   |  |  |  |  |          |   |    |      |    |   |  |  |  |  |             |   |    |      |    |   |  |  |  |  |         |   |    |      |    |   |  |  |  |  |         |   |    |      |    |   |  |  |  |  |          |   |   |     |   |   |  |  |  |  |          |   |   |     |   |   |  |  |  |  |           |   |    |      |    |   |  |  |  |  |              |           |            |             |           |          |  |  |  |  |               |    |     |     |    |    |  |  |  |  |     |   |   |   |   |   |  |  |  |  |              |          |          |          |          |          |  |  |  |  |         |    |     |     |     |        |    |  |  |  |            |   |     |      |      |     |    |  |  |  |              |          |            |             |             |            |           |  |  |  |              |    |     |     |    |    |    |  |  |  |         |   |   |     |   |   |   |  |  |  |              |          |          |            |          |          |          |  |  |  |                 |    |     |     |    |    |    |  |  |  |             |   |   |     |   |   |   |  |  |  |              |          |          |            |          |          |          |  |  |  |   |  |  |  |  |  |  |  |  |  |                  |  |  |  |  |  |  |  |  |  |         |     |     |     |    |    |  |  |  |  |              |    |    |     |    |   |  |  |  |  |          |   |    |     |   |   |  |  |  |  |           |   |    |     |   |   |  |  |  |  |          |   |   |     |   |   |  |  |  |  |            |   |    |      |    |   |  |  |  |  |              |           |           |            |           |          |  |  |  |  |         |     |     |     |       |    |    |    |     |  |         |    |    |     |     |   |    |   |       |  |            |   |   |    |     |   |    |   |       |  |              |           |           |            |            |          |           |          |              |  |           |    |     |     |    |    |  |  |  |  |            |   |    |      |    |   |  |  |  |  |              |   |    |      |    |   |  |  |  |  |         |   |    |      |    |   |  |  |  |  |          |   |    |      |    |   |  |  |  |  |           |   |    |     |   |   |  |  |  |  |            |   |    |      |    |   |  |  |  |  |            |   |    |      |    |   |  |  |  |  |           |   |   |     |   |   |  |  |  |  |              |           |            |             |           |          |  |  |  |  |               |    |     |     |    |    |  |  |  |  |            |   |    |      |     |   |  |  |  |  |           |   |    |      |     |   |  |  |  |  |              |          |           |             |            |          |  |  |  |  |         |    |     |     |     |        |    |  |  |  |           |   |     |      |      |     |    |  |  |  |              |          |            |             |             |            |           |  |  |  |              |    |     |     |    |    |    |  |  |  |           |   |    |     |   |   |   |  |  |  |                 |   |   |     |   |   |   |  |  |  |              |          |           |            |          |          |          |  |  |  |                 |    |     |     |    |    |    |  |  |  |           |   |    |      |   |    |   |  |  |  |           |   |    |      |   |    |   |  |  |  |             |   |   |     |   |   |   |  |  |  |              |          |           |             |          |           |          |  |  |  |
| PUNT RETURNS  | NO        | YDS        | AVG         | FC          | LG         | TD        |          |              |  |                    |  |  |  |  |  |  |  |  |  |         |     |     |     |    |    |  |  |  |  |         |    |    |     |    |   |  |  |  |  |         |    |    |     |    |   |  |  |  |  |           |   |   |     |   |   |  |  |  |  |            |   |   |     |   |   |  |  |  |  |              |           |           |            |           |          |  |  |  |  |         |     |     |     |       |    |    |    |     |  |            |    |   |     |      |   |    |   |      |  |             |   |   |    |     |   |    |   |       |  |              |           |           |            |             |          |           |          |             |  |           |    |     |     |    |    |  |  |  |  |           |   |    |      |    |   |  |  |  |  |          |   |    |      |    |   |  |  |  |  |             |   |    |      |    |   |  |  |  |  |         |   |    |      |    |   |  |  |  |  |         |   |    |      |    |   |  |  |  |  |          |   |   |     |   |   |  |  |  |  |          |   |   |     |   |   |  |  |  |  |           |   |    |      |    |   |  |  |  |  |              |           |            |             |           |          |  |  |  |  |               |    |     |     |    |    |  |  |  |  |     |   |   |   |   |   |  |  |  |  |              |          |          |          |          |          |  |  |  |  |         |    |     |     |     |        |    |  |  |  |            |   |     |      |      |     |    |  |  |  |              |          |            |             |             |            |           |  |  |  |              |    |     |     |    |    |    |  |  |  |         |   |   |     |   |   |   |  |  |  |              |          |          |            |          |          |          |  |  |  |                 |    |     |     |    |    |    |  |  |  |             |   |   |     |   |   |   |  |  |  |              |          |          |            |          |          |          |  |  |  |   |  |  |  |  |  |  |  |  |  |                  |  |  |  |  |  |  |  |  |  |         |     |     |     |    |    |  |  |  |  |              |    |    |     |    |   |  |  |  |  |          |   |    |     |   |   |  |  |  |  |           |   |    |     |   |   |  |  |  |  |          |   |   |     |   |   |  |  |  |  |            |   |    |      |    |   |  |  |  |  |              |           |           |            |           |          |  |  |  |  |         |     |     |     |       |    |    |    |     |  |         |    |    |     |     |   |    |   |       |  |            |   |   |    |     |   |    |   |       |  |              |           |           |            |            |          |           |          |              |  |           |    |     |     |    |    |  |  |  |  |            |   |    |      |    |   |  |  |  |  |              |   |    |      |    |   |  |  |  |  |         |   |    |      |    |   |  |  |  |  |          |   |    |      |    |   |  |  |  |  |           |   |    |     |   |   |  |  |  |  |            |   |    |      |    |   |  |  |  |  |            |   |    |      |    |   |  |  |  |  |           |   |   |     |   |   |  |  |  |  |              |           |            |             |           |          |  |  |  |  |               |    |     |     |    |    |  |  |  |  |            |   |    |      |     |   |  |  |  |  |           |   |    |      |     |   |  |  |  |  |              |          |           |             |            |          |  |  |  |  |         |    |     |     |     |        |    |  |  |  |           |   |     |      |      |     |    |  |  |  |              |          |            |             |             |            |           |  |  |  |              |    |     |     |    |    |    |  |  |  |           |   |    |     |   |   |   |  |  |  |                 |   |   |     |   |   |   |  |  |  |              |          |           |            |          |          |          |  |  |  |                 |    |     |     |    |    |    |  |  |  |           |   |    |      |   |    |   |  |  |  |           |   |    |      |   |    |   |  |  |  |             |   |   |     |   |   |   |  |  |  |              |          |           |             |          |           |          |  |  |  |
| T. Austin   | 3         | 15         | 5.0         | 0           | 8          | 0         |          |              |  |                    |  |  |  |  |  |  |  |  |  |         |     |     |     |    |    |  |  |  |  |         |    |    |     |    |   |  |  |  |  |         |    |    |     |    |   |  |  |  |  |           |   |   |     |   |   |  |  |  |  |            |   |   |     |   |   |  |  |  |  |              |           |           |            |           |          |  |  |  |  |         |     |     |     |       |    |    |    |     |  |            |    |   |     |      |   |    |   |      |  |             |   |   |    |     |   |    |   |       |  |              |           |           |            |             |          |           |          |             |  |           |    |     |     |    |    |  |  |  |  |           |   |    |      |    |   |  |  |  |  |          |   |    |      |    |   |  |  |  |  |             |   |    |      |    |   |  |  |  |  |         |   |    |      |    |   |  |  |  |  |         |   |    |      |    |   |  |  |  |  |          |   |   |     |   |   |  |  |  |  |          |   |   |     |   |   |  |  |  |  |           |   |    |      |    |   |  |  |  |  |              |           |            |             |           |          |  |  |  |  |               |    |     |     |    |    |  |  |  |  |     |   |   |   |   |   |  |  |  |  |              |          |          |          |          |          |  |  |  |  |         |    |     |     |     |        |    |  |  |  |            |   |     |      |      |     |    |  |  |  |              |          |            |             |             |            |           |  |  |  |              |    |     |     |    |    |    |  |  |  |         |   |   |     |   |   |   |  |  |  |              |          |          |            |          |          |          |  |  |  |                 |    |     |     |    |    |    |  |  |  |             |   |   |     |   |   |   |  |  |  |              |          |          |            |          |          |          |  |  |  |   |  |  |  |  |  |  |  |  |  |                  |  |  |  |  |  |  |  |  |  |         |     |     |     |    |    |  |  |  |  |              |    |    |     |    |   |  |  |  |  |          |   |    |     |   |   |  |  |  |  |           |   |    |     |   |   |  |  |  |  |          |   |   |     |   |   |  |  |  |  |            |   |    |      |    |   |  |  |  |  |              |           |           |            |           |          |  |  |  |  |         |     |     |     |       |    |    |    |     |  |         |    |    |     |     |   |    |   |       |  |            |   |   |    |     |   |    |   |       |  |              |           |           |            |            |          |           |          |              |  |           |    |     |     |    |    |  |  |  |  |            |   |    |      |    |   |  |  |  |  |              |   |    |      |    |   |  |  |  |  |         |   |    |      |    |   |  |  |  |  |          |   |    |      |    |   |  |  |  |  |           |   |    |     |   |   |  |  |  |  |            |   |    |      |    |   |  |  |  |  |            |   |    |      |    |   |  |  |  |  |           |   |   |     |   |   |  |  |  |  |              |           |            |             |           |          |  |  |  |  |               |    |     |     |    |    |  |  |  |  |            |   |    |      |     |   |  |  |  |  |           |   |    |      |     |   |  |  |  |  |              |          |           |             |            |          |  |  |  |  |         |    |     |     |     |        |    |  |  |  |           |   |     |      |      |     |    |  |  |  |              |          |            |             |             |            |           |  |  |  |              |    |     |     |    |    |    |  |  |  |           |   |    |     |   |   |   |  |  |  |                 |   |   |     |   |   |   |  |  |  |              |          |           |            |          |          |          |  |  |  |                 |    |     |     |    |    |    |  |  |  |           |   |    |      |   |    |   |  |  |  |           |   |    |      |   |    |   |  |  |  |             |   |   |     |   |   |   |  |  |  |              |          |           |             |          |           |          |  |  |  |
| [OUT OF BOUNDS]   | 3         | 0          | 0.0         | 0           | 0          | 0         |          |              |  |                    |  |  |  |  |  |  |  |  |  |         |     |     |     |    |    |  |  |  |  |         |    |    |     |    |   |  |  |  |  |         |    |    |     |    |   |  |  |  |  |           |   |   |     |   |   |  |  |  |  |            |   |   |     |   |   |  |  |  |  |              |           |           |            |           |          |  |  |  |  |         |     |     |     |       |    |    |    |     |  |            |    |   |     |      |   |    |   |      |  |             |   |   |    |     |   |    |   |       |  |              |           |           |            |             |          |           |          |             |  |           |    |     |     |    |    |  |  |  |  |           |   |    |      |    |   |  |  |  |  |          |   |    |      |    |   |  |  |  |  |             |   |    |      |    |   |  |  |  |  |         |   |    |      |    |   |  |  |  |  |         |   |    |      |    |   |  |  |  |  |          |   |   |     |   |   |  |  |  |  |          |   |   |     |   |   |  |  |  |  |           |   |    |      |    |   |  |  |  |  |              |           |            |             |           |          |  |  |  |  |               |    |     |     |    |    |  |  |  |  |     |   |   |   |   |   |  |  |  |  |              |          |          |          |          |          |  |  |  |  |         |    |     |     |     |        |    |  |  |  |            |   |     |      |      |     |    |  |  |  |              |          |            |             |             |            |           |  |  |  |              |    |     |     |    |    |    |  |  |  |         |   |   |     |   |   |   |  |  |  |              |          |          |            |          |          |          |  |  |  |                 |    |     |     |    |    |    |  |  |  |             |   |   |     |   |   |   |  |  |  |              |          |          |            |          |          |          |  |  |  |   |  |  |  |  |  |  |  |  |  |                  |  |  |  |  |  |  |  |  |  |         |     |     |     |    |    |  |  |  |  |              |    |    |     |    |   |  |  |  |  |          |   |    |     |   |   |  |  |  |  |           |   |    |     |   |   |  |  |  |  |          |   |   |     |   |   |  |  |  |  |            |   |    |      |    |   |  |  |  |  |              |           |           |            |           |          |  |  |  |  |         |     |     |     |       |    |    |    |     |  |         |    |    |     |     |   |    |   |       |  |            |   |   |    |     |   |    |   |       |  |              |           |           |            |            |          |           |          |              |  |           |    |     |     |    |    |  |  |  |  |            |   |    |      |    |   |  |  |  |  |              |   |    |      |    |   |  |  |  |  |         |   |    |      |    |   |  |  |  |  |          |   |    |      |    |   |  |  |  |  |           |   |    |     |   |   |  |  |  |  |            |   |    |      |    |   |  |  |  |  |            |   |    |      |    |   |  |  |  |  |           |   |   |     |   |   |  |  |  |  |              |           |            |             |           |          |  |  |  |  |               |    |     |     |    |    |  |  |  |  |            |   |    |      |     |   |  |  |  |  |           |   |    |      |     |   |  |  |  |  |              |          |           |             |            |          |  |  |  |  |         |    |     |     |     |        |    |  |  |  |           |   |     |      |      |     |    |  |  |  |              |          |            |             |             |            |           |  |  |  |              |    |     |     |    |    |    |  |  |  |           |   |    |     |   |   |   |  |  |  |                 |   |   |     |   |   |   |  |  |  |              |          |           |            |          |          |          |  |  |  |                 |    |     |     |    |    |    |  |  |  |           |   |    |      |   |    |   |  |  |  |           |   |    |      |   |    |   |  |  |  |             |   |   |     |   |   |   |  |  |  |              |          |           |             |          |           |          |  |  |  |
| <b>Total</b>  | <b>3</b>  | <b>15</b>  | <b>5.0</b>  | <b>0</b>    | <b>8</b>   | <b>0</b>  |          |              |  |                    |  |  |  |  |  |  |  |  |  |         |     |     |     |    |    |  |  |  |  |         |    |    |     |    |   |  |  |  |  |         |    |    |     |    |   |  |  |  |  |           |   |   |     |   |   |  |  |  |  |            |   |   |     |   |   |  |  |  |  |              |           |           |            |           |          |  |  |  |  |         |     |     |     |       |    |    |    |     |  |            |    |   |     |      |   |    |   |      |  |             |   |   |    |     |   |    |   |       |  |              |           |           |            |             |          |           |          |             |  |           |    |     |     |    |    |  |  |  |  |           |   |    |      |    |   |  |  |  |  |          |   |    |      |    |   |  |  |  |  |             |   |    |      |    |   |  |  |  |  |         |   |    |      |    |   |  |  |  |  |         |   |    |      |    |   |  |  |  |  |          |   |   |     |   |   |  |  |  |  |          |   |   |     |   |   |  |  |  |  |           |   |    |      |    |   |  |  |  |  |              |           |            |             |           |          |  |  |  |  |               |    |     |     |    |    |  |  |  |  |     |   |   |   |   |   |  |  |  |  |              |          |          |          |          |          |  |  |  |  |         |    |     |     |     |        |    |  |  |  |            |   |     |      |      |     |    |  |  |  |              |          |            |             |             |            |           |  |  |  |              |    |     |     |    |    |    |  |  |  |         |   |   |     |   |   |   |  |  |  |              |          |          |            |          |          |          |  |  |  |                 |    |     |     |    |    |    |  |  |  |             |   |   |     |   |   |   |  |  |  |              |          |          |            |          |          |          |  |  |  |   |  |  |  |  |  |  |  |  |  |                  |  |  |  |  |  |  |  |  |  |         |     |     |     |    |    |  |  |  |  |              |    |    |     |    |   |  |  |  |  |          |   |    |     |   |   |  |  |  |  |           |   |    |     |   |   |  |  |  |  |          |   |   |     |   |   |  |  |  |  |            |   |    |      |    |   |  |  |  |  |              |           |           |            |           |          |  |  |  |  |         |     |     |     |       |    |    |    |     |  |         |    |    |     |     |   |    |   |       |  |            |   |   |    |     |   |    |   |       |  |              |           |           |            |            |          |           |          |              |  |           |    |     |     |    |    |  |  |  |  |            |   |    |      |    |   |  |  |  |  |              |   |    |      |    |   |  |  |  |  |         |   |    |      |    |   |  |  |  |  |          |   |    |      |    |   |  |  |  |  |           |   |    |     |   |   |  |  |  |  |            |   |    |      |    |   |  |  |  |  |            |   |    |      |    |   |  |  |  |  |           |   |   |     |   |   |  |  |  |  |              |           |            |             |           |          |  |  |  |  |               |    |     |     |    |    |  |  |  |  |            |   |    |      |     |   |  |  |  |  |           |   |    |      |     |   |  |  |  |  |              |          |           |             |            |          |  |  |  |  |         |    |     |     |     |        |    |  |  |  |           |   |     |      |      |     |    |  |  |  |              |          |            |             |             |            |           |  |  |  |              |    |     |     |    |    |    |  |  |  |           |   |    |     |   |   |   |  |  |  |                 |   |   |     |   |   |   |  |  |  |              |          |           |            |          |          |          |  |  |  |                 |    |     |     |    |    |    |  |  |  |           |   |    |      |   |    |   |  |  |  |           |   |    |      |   |    |   |  |  |  |             |   |   |     |   |   |   |  |  |  |              |          |           |             |          |           |          |  |  |  |
| KICKOFF RETURNS   | NO        | YDS        | AVG         | FC          | LG         | TD        |          |              |  |                    |  |  |  |  |  |  |  |  |  |         |     |     |     |    |    |  |  |  |  |         |    |    |     |    |   |  |  |  |  |         |    |    |     |    |   |  |  |  |  |           |   |   |     |   |   |  |  |  |  |            |   |   |     |   |   |  |  |  |  |              |           |           |            |           |          |  |  |  |  |         |     |     |     |       |    |    |    |     |  |            |    |   |     |      |   |    |   |      |  |             |   |   |    |     |   |    |   |       |  |              |           |           |            |             |          |           |          |             |  |           |    |     |     |    |    |  |  |  |  |           |   |    |      |    |   |  |  |  |  |          |   |    |      |    |   |  |  |  |  |             |   |    |      |    |   |  |  |  |  |         |   |    |      |    |   |  |  |  |  |         |   |    |      |    |   |  |  |  |  |          |   |   |     |   |   |  |  |  |  |          |   |   |     |   |   |  |  |  |  |           |   |    |      |    |   |  |  |  |  |              |           |            |             |           |          |  |  |  |  |               |    |     |     |    |    |  |  |  |  |     |   |   |   |   |   |  |  |  |  |              |          |          |          |          |          |  |  |  |  |         |    |     |     |     |        |    |  |  |  |            |   |     |      |      |     |    |  |  |  |              |          |            |             |             |            |           |  |  |  |              |    |     |     |    |    |    |  |  |  |         |   |   |     |   |   |   |  |  |  |              |          |          |            |          |          |          |  |  |  |                 |    |     |     |    |    |    |  |  |  |             |   |   |     |   |   |   |  |  |  |              |          |          |            |          |          |          |  |  |  |   |  |  |  |  |  |  |  |  |  |                  |  |  |  |  |  |  |  |  |  |         |     |     |     |    |    |  |  |  |  |              |    |    |     |    |   |  |  |  |  |          |   |    |     |   |   |  |  |  |  |           |   |    |     |   |   |  |  |  |  |          |   |   |     |   |   |  |  |  |  |            |   |    |      |    |   |  |  |  |  |              |           |           |            |           |          |  |  |  |  |         |     |     |     |       |    |    |    |     |  |         |    |    |     |     |   |    |   |       |  |            |   |   |    |     |   |    |   |       |  |              |           |           |            |            |          |           |          |              |  |           |    |     |     |    |    |  |  |  |  |            |   |    |      |    |   |  |  |  |  |              |   |    |      |    |   |  |  |  |  |         |   |    |      |    |   |  |  |  |  |          |   |    |      |    |   |  |  |  |  |           |   |    |     |   |   |  |  |  |  |            |   |    |      |    |   |  |  |  |  |            |   |    |      |    |   |  |  |  |  |           |   |   |     |   |   |  |  |  |  |              |           |            |             |           |          |  |  |  |  |               |    |     |     |    |    |  |  |  |  |            |   |    |      |     |   |  |  |  |  |           |   |    |      |     |   |  |  |  |  |              |          |           |             |            |          |  |  |  |  |         |    |     |     |     |        |    |  |  |  |           |   |     |      |      |     |    |  |  |  |              |          |            |             |             |            |           |  |  |  |              |    |     |     |    |    |    |  |  |  |           |   |    |     |   |   |   |  |  |  |                 |   |   |     |   |   |   |  |  |  |              |          |           |            |          |          |          |  |  |  |                 |    |     |     |    |    |    |  |  |  |           |   |    |      |   |    |   |  |  |  |           |   |    |      |   |    |   |  |  |  |             |   |   |     |   |   |   |  |  |  |              |          |           |             |          |           |          |  |  |  |
| P. Cooper   | 1         | 35         | 35.0        | 0           | 35         | 0         |          |              |  |                    |  |  |  |  |  |  |  |  |  |         |     |     |     |    |    |  |  |  |  |         |    |    |     |    |   |  |  |  |  |         |    |    |     |    |   |  |  |  |  |           |   |   |     |   |   |  |  |  |  |            |   |   |     |   |   |  |  |  |  |              |           |           |            |           |          |  |  |  |  |         |     |     |     |       |    |    |    |     |  |            |    |   |     |      |   |    |   |      |  |             |   |   |    |     |   |    |   |       |  |              |           |           |            |             |          |           |          |             |  |           |    |     |     |    |    |  |  |  |  |           |   |    |      |    |   |  |  |  |  |          |   |    |      |    |   |  |  |  |  |             |   |    |      |    |   |  |  |  |  |         |   |    |      |    |   |  |  |  |  |         |   |    |      |    |   |  |  |  |  |          |   |   |     |   |   |  |  |  |  |          |   |   |     |   |   |  |  |  |  |           |   |    |      |    |   |  |  |  |  |              |           |            |             |           |          |  |  |  |  |               |    |     |     |    |    |  |  |  |  |     |   |   |   |   |   |  |  |  |  |              |          |          |          |          |          |  |  |  |  |         |    |     |     |     |        |    |  |  |  |            |   |     |      |      |     |    |  |  |  |              |          |            |             |             |            |           |  |  |  |              |    |     |     |    |    |    |  |  |  |         |   |   |     |   |   |   |  |  |  |              |          |          |            |          |          |          |  |  |  |                 |    |     |     |    |    |    |  |  |  |             |   |   |     |   |   |   |  |  |  |              |          |          |            |          |          |          |  |  |  |   |  |  |  |  |  |  |  |  |  |                  |  |  |  |  |  |  |  |  |  |         |     |     |     |    |    |  |  |  |  |              |    |    |     |    |   |  |  |  |  |          |   |    |     |   |   |  |  |  |  |           |   |    |     |   |   |  |  |  |  |          |   |   |     |   |   |  |  |  |  |            |   |    |      |    |   |  |  |  |  |              |           |           |            |           |          |  |  |  |  |         |     |     |     |       |    |    |    |     |  |         |    |    |     |     |   |    |   |       |  |            |   |   |    |     |   |    |   |       |  |              |           |           |            |            |          |           |          |              |  |           |    |     |     |    |    |  |  |  |  |            |   |    |      |    |   |  |  |  |  |              |   |    |      |    |   |  |  |  |  |         |   |    |      |    |   |  |  |  |  |          |   |    |      |    |   |  |  |  |  |           |   |    |     |   |   |  |  |  |  |            |   |    |      |    |   |  |  |  |  |            |   |    |      |    |   |  |  |  |  |           |   |   |     |   |   |  |  |  |  |              |           |            |             |           |          |  |  |  |  |               |    |     |     |    |    |  |  |  |  |            |   |    |      |     |   |  |  |  |  |           |   |    |      |     |   |  |  |  |  |              |          |           |             |            |          |  |  |  |  |         |    |     |     |     |        |    |  |  |  |           |   |     |      |      |     |    |  |  |  |              |          |            |             |             |            |           |  |  |  |              |    |     |     |    |    |    |  |  |  |           |   |    |     |   |   |   |  |  |  |                 |   |   |     |   |   |   |  |  |  |              |          |           |            |          |          |          |  |  |  |                 |    |     |     |    |    |    |  |  |  |           |   |    |      |   |    |   |  |  |  |           |   |    |      |   |    |   |  |  |  |             |   |   |     |   |   |   |  |  |  |              |          |           |             |          |           |          |  |  |  |
| T. Austin   | 1         | 13         | 13.0        | 0           | 13         | 0         |          |              |  |                    |  |  |  |  |  |  |  |  |  |         |     |     |     |    |    |  |  |  |  |         |    |    |     |    |   |  |  |  |  |         |    |    |     |    |   |  |  |  |  |           |   |   |     |   |   |  |  |  |  |            |   |   |     |   |   |  |  |  |  |              |           |           |            |           |          |  |  |  |  |         |     |     |     |       |    |    |    |     |  |            |    |   |     |      |   |    |   |      |  |             |   |   |    |     |   |    |   |       |  |              |           |           |            |             |          |           |          |             |  |           |    |     |     |    |    |  |  |  |  |           |   |    |      |    |   |  |  |  |  |          |   |    |      |    |   |  |  |  |  |             |   |    |      |    |   |  |  |  |  |         |   |    |      |    |   |  |  |  |  |         |   |    |      |    |   |  |  |  |  |          |   |   |     |   |   |  |  |  |  |          |   |   |     |   |   |  |  |  |  |           |   |    |      |    |   |  |  |  |  |              |           |            |             |           |          |  |  |  |  |               |    |     |     |    |    |  |  |  |  |     |   |   |   |   |   |  |  |  |  |              |          |          |          |          |          |  |  |  |  |         |    |     |     |     |        |    |  |  |  |            |   |     |      |      |     |    |  |  |  |              |          |            |             |             |            |           |  |  |  |              |    |     |     |    |    |    |  |  |  |         |   |   |     |   |   |   |  |  |  |              |          |          |            |          |          |          |  |  |  |                 |    |     |     |    |    |    |  |  |  |             |   |   |     |   |   |   |  |  |  |              |          |          |            |          |          |          |  |  |  |   |  |  |  |  |  |  |  |  |  |                  |  |  |  |  |  |  |  |  |  |         |     |     |     |    |    |  |  |  |  |              |    |    |     |    |   |  |  |  |  |          |   |    |     |   |   |  |  |  |  |           |   |    |     |   |   |  |  |  |  |          |   |   |     |   |   |  |  |  |  |            |   |    |      |    |   |  |  |  |  |              |           |           |            |           |          |  |  |  |  |         |     |     |     |       |    |    |    |     |  |         |    |    |     |     |   |    |   |       |  |            |   |   |    |     |   |    |   |       |  |              |           |           |            |            |          |           |          |              |  |           |    |     |     |    |    |  |  |  |  |            |   |    |      |    |   |  |  |  |  |              |   |    |      |    |   |  |  |  |  |         |   |    |      |    |   |  |  |  |  |          |   |    |      |    |   |  |  |  |  |           |   |    |     |   |   |  |  |  |  |            |   |    |      |    |   |  |  |  |  |            |   |    |      |    |   |  |  |  |  |           |   |   |     |   |   |  |  |  |  |              |           |            |             |           |          |  |  |  |  |               |    |     |     |    |    |  |  |  |  |            |   |    |      |     |   |  |  |  |  |           |   |    |      |     |   |  |  |  |  |              |          |           |             |            |          |  |  |  |  |         |    |     |     |     |        |    |  |  |  |           |   |     |      |      |     |    |  |  |  |              |          |            |             |             |            |           |  |  |  |              |    |     |     |    |    |    |  |  |  |           |   |    |     |   |   |   |  |  |  |                 |   |   |     |   |   |   |  |  |  |              |          |           |            |          |          |          |  |  |  |                 |    |     |     |    |    |    |  |  |  |           |   |    |      |   |    |   |  |  |  |           |   |    |      |   |    |   |  |  |  |             |   |   |     |   |   |   |  |  |  |              |          |           |             |          |           |          |  |  |  |
| [TOUCHBACK]   | 1         | 0          | 0.0         | 0           | 0          | 0         |          |              |  |                    |  |  |  |  |  |  |  |  |  |         |     |     |     |    |    |  |  |  |  |         |    |    |     |    |   |  |  |  |  |         |    |    |     |    |   |  |  |  |  |           |   |   |     |   |   |  |  |  |  |            |   |   |     |   |   |  |  |  |  |              |           |           |            |           |          |  |  |  |  |         |     |     |     |       |    |    |    |     |  |            |    |   |     |      |   |    |   |      |  |             |   |   |    |     |   |    |   |       |  |              |           |           |            |             |          |           |          |             |  |           |    |     |     |    |    |  |  |  |  |           |   |    |      |    |   |  |  |  |  |          |   |    |      |    |   |  |  |  |  |             |   |    |      |    |   |  |  |  |  |         |   |    |      |    |   |  |  |  |  |         |   |    |      |    |   |  |  |  |  |          |   |   |     |   |   |  |  |  |  |          |   |   |     |   |   |  |  |  |  |           |   |    |      |    |   |  |  |  |  |              |           |            |             |           |          |  |  |  |  |               |    |     |     |    |    |  |  |  |  |     |   |   |   |   |   |  |  |  |  |              |          |          |          |          |          |  |  |  |  |         |    |     |     |     |        |    |  |  |  |            |   |     |      |      |     |    |  |  |  |              |          |            |             |             |            |           |  |  |  |              |    |     |     |    |    |    |  |  |  |         |   |   |     |   |   |   |  |  |  |              |          |          |            |          |          |          |  |  |  |                 |    |     |     |    |    |    |  |  |  |             |   |   |     |   |   |   |  |  |  |              |          |          |            |          |          |          |  |  |  |   |  |  |  |  |  |  |  |  |  |                  |  |  |  |  |  |  |  |  |  |         |     |     |     |    |    |  |  |  |  |              |    |    |     |    |   |  |  |  |  |          |   |    |     |   |   |  |  |  |  |           |   |    |     |   |   |  |  |  |  |          |   |   |     |   |   |  |  |  |  |            |   |    |      |    |   |  |  |  |  |              |           |           |            |           |          |  |  |  |  |         |     |     |     |       |    |    |    |     |  |         |    |    |     |     |   |    |   |       |  |            |   |   |    |     |   |    |   |       |  |              |           |           |            |            |          |           |          |              |  |           |    |     |     |    |    |  |  |  |  |            |   |    |      |    |   |  |  |  |  |              |   |    |      |    |   |  |  |  |  |         |   |    |      |    |   |  |  |  |  |          |   |    |      |    |   |  |  |  |  |           |   |    |     |   |   |  |  |  |  |            |   |    |      |    |   |  |  |  |  |            |   |    |      |    |   |  |  |  |  |           |   |   |     |   |   |  |  |  |  |              |           |            |             |           |          |  |  |  |  |               |    |     |     |    |    |  |  |  |  |            |   |    |      |     |   |  |  |  |  |           |   |    |      |     |   |  |  |  |  |              |          |           |             |            |          |  |  |  |  |         |    |     |     |     |        |    |  |  |  |           |   |     |      |      |     |    |  |  |  |              |          |            |             |             |            |           |  |  |  |              |    |     |     |    |    |    |  |  |  |           |   |    |     |   |   |   |  |  |  |                 |   |   |     |   |   |   |  |  |  |              |          |           |            |          |          |          |  |  |  |                 |    |     |     |    |    |    |  |  |  |           |   |    |      |   |    |   |  |  |  |           |   |    |      |   |    |   |  |  |  |             |   |   |     |   |   |   |  |  |  |              |          |           |             |          |           |          |  |  |  |
| <b>Total</b>  | <b>2</b>  | <b>48</b>  | <b>24.0</b> | <b>0</b>    | <b>35</b>  | <b>0</b>  |          |              |  |                    |  |  |  |  |  |  |  |  |  |         |     |     |     |    |    |  |  |  |  |         |    |    |     |    |   |  |  |  |  |         |    |    |     |    |   |  |  |  |  |           |   |   |     |   |   |  |  |  |  |            |   |   |     |   |   |  |  |  |  |              |           |           |            |           |          |  |  |  |  |         |     |     |     |       |    |    |    |     |  |            |    |   |     |      |   |    |   |      |  |             |   |   |    |     |   |    |   |       |  |              |           |           |            |             |          |           |          |             |  |           |    |     |     |    |    |  |  |  |  |           |   |    |      |    |   |  |  |  |  |          |   |    |      |    |   |  |  |  |  |             |   |    |      |    |   |  |  |  |  |         |   |    |      |    |   |  |  |  |  |         |   |    |      |    |   |  |  |  |  |          |   |   |     |   |   |  |  |  |  |          |   |   |     |   |   |  |  |  |  |           |   |    |      |    |   |  |  |  |  |              |           |            |             |           |          |  |  |  |  |               |    |     |     |    |    |  |  |  |  |     |   |   |   |   |   |  |  |  |  |              |          |          |          |          |          |  |  |  |  |         |    |     |     |     |        |    |  |  |  |            |   |     |      |      |     |    |  |  |  |              |          |            |             |             |            |           |  |  |  |              |    |     |     |    |    |    |  |  |  |         |   |   |     |   |   |   |  |  |  |              |          |          |            |          |          |          |  |  |  |                 |    |     |     |    |    |    |  |  |  |             |   |   |     |   |   |   |  |  |  |              |          |          |            |          |          |          |  |  |  |   |  |  |  |  |  |  |  |  |  |                  |  |  |  |  |  |  |  |  |  |         |     |     |     |    |    |  |  |  |  |              |    |    |     |    |   |  |  |  |  |          |   |    |     |   |   |  |  |  |  |           |   |    |     |   |   |  |  |  |  |          |   |   |     |   |   |  |  |  |  |            |   |    |      |    |   |  |  |  |  |              |           |           |            |           |          |  |  |  |  |         |     |     |     |       |    |    |    |     |  |         |    |    |     |     |   |    |   |       |  |            |   |   |    |     |   |    |   |       |  |              |           |           |            |            |          |           |          |              |  |           |    |     |     |    |    |  |  |  |  |            |   |    |      |    |   |  |  |  |  |              |   |    |      |    |   |  |  |  |  |         |   |    |      |    |   |  |  |  |  |          |   |    |      |    |   |  |  |  |  |           |   |    |     |   |   |  |  |  |  |            |   |    |      |    |   |  |  |  |  |            |   |    |      |    |   |  |  |  |  |           |   |   |     |   |   |  |  |  |  |              |           |            |             |           |          |  |  |  |  |               |    |     |     |    |    |  |  |  |  |            |   |    |      |     |   |  |  |  |  |           |   |    |      |     |   |  |  |  |  |              |          |           |             |            |          |  |  |  |  |         |    |     |     |     |        |    |  |  |  |           |   |     |      |      |     |    |  |  |  |              |          |            |             |             |            |           |  |  |  |              |    |     |     |    |    |    |  |  |  |           |   |    |     |   |   |   |  |  |  |                 |   |   |     |   |   |   |  |  |  |              |          |           |            |          |          |          |  |  |  |                 |    |     |     |    |    |    |  |  |  |           |   |    |      |   |    |   |  |  |  |           |   |    |      |   |    |   |  |  |  |             |   |   |     |   |   |   |  |  |  |              |          |           |             |          |           |          |  |  |  |

# DEFENSIVE STATISTICS (BASED ON COACHES' FILM REVIEW)

| PLAYER           | T | S | A | S-YDS | I-YDS | PD | FF | FR | PLAYER         | T         | S         | A         | S-YDS       | I-YDS       | PD       | FF       | FR       |
|------------------|---|---|---|-------|-------|----|----|----|----------------|-----------|-----------|-----------|-------------|-------------|----------|----------|----------|
| M. Brockers      | 6 | 3 | 3 | 0-0   | 0-0   | 0  | 0  | 0  | B. Countess    | 2         | 2         | 0         | 0-0         | 0-0         | 0        | 0        | 0        |
| A. Ogletree      | 5 | 3 | 2 | 0-0   | 0-0   | 1  | 0  | 0  | J. Johnson III | 2         | 1         | 1         | 0-0         | 0-0         | 0        | 0        | 0        |
| L. Joyner        | 4 | 3 | 1 | 0-0   | 1-29  | 1  | 0  | 0  | T. Smart       | 2         | 2         | 0         | 0-0         | 0-0         | 1        | 0        | 0        |
| S. Ebukam        | 4 | 1 | 3 | 0-0   | 0-0   | 0  | 0  | 0  | R. Quinn       | 2         | 2         | 0         | 1-7         | 0-0         | 0        | 0        | 0        |
| M. Barron        | 3 | 2 | 1 | 0-0   | 0-0   | 0  | 0  | 0  | M. Fox         | 2         | 2         | 0         | 0-0         | 0-0         | 0        | 0        | 0        |
| M. Alexander     | 3 | 1 | 2 | 0-0   | 0-0   | 0  | 0  | 0  | D. Hatfield    | 1         | 1         | 0         | 0-0         | 0-0         | 0        | 0        | 0        |
| E. Westbrook     | 3 | 2 | 1 | 1-6   | 0-0   | 0  | 0  | 0  | C. Davis       | 1         | 0         | 1         | 0-0         | 0-0         | 0        | 0        | 0        |
| T. Walker        | 3 | 2 | 1 | 1-7   | 0-0   | 0  | 0  | 0  | C. Littleton   | 1         | 1         | 0         | 0-0         | 0-0         | 0        | 1        | 0        |
| K. Webster       | 2 | 1 | 1 | 0-0   | 0-0   | 0  | 0  | 0  | M. Longacre    | 1         | 1         | 0         | 1-9         | 0-0         | 1        | 0        | 0        |
| T. Johnson       | 2 | 2 | 0 | 0-0   | 1-39  | 1  | 1  | 1  | C. Barwin      | 1         | 0         | 1         | 0-0         | 0-0         | 0        | 0        | 0        |
| N. Robey-Coleman | 2 | 2 | 0 | 0-0   | 0-0   | 1  | 0  | 0  | <b>TOTAL</b>   | <b>52</b> | <b>34</b> | <b>18</b> | <b>4-29</b> | <b>2-68</b> | <b>6</b> | <b>2</b> | <b>1</b> |







**WEATHER: 76 degrees, cloudy - ATTENDANCE: 56,612 - TIME: 3:10**

The Rams dropped a Week 2 contest against the Washington Redskins by a score of 27-20, falling to 1-1 on the season. L.A. trailed 20-10 heading into intermission, then proceeded to score 10-straight points to bring the game to a 20-20 tie with 7:16 remaining in the contest. Redskins QB Kirk Cousins orchestrated a game-winning drive capped off with an 11-yard pass to Ryan Grant for the go-ahead score with 1:49 left in the contest. Rams QB Jared Goff threw an interception on the ensuing possession, sealing the victory for the Redskins. Goff completed 15-of-25 passing attempts for 224 yards with one touchdown and one interception. Goff completed passes to nine different receivers, led by rookie TE Gerald Everett, who hauled in three passes for 95 yards (31.7 yards/reception) and a 69-yard long. RB Todd Gurley registered 16 carries, resulting in 88 yards and one touchdown. Gurley also added three receptions for 48 yards and one receiving touchdown. In total, the Rams posted 344 total yards of offense. Defensively, L.A. recorded 2.0 sacks with LB Alec Ogletree registering 1.0 sack and OLB Robert Quinn and DE Morgan Fox splitting a sack. The Redskins offense posted 229 yards rushing and 179 passing, featuring three running backs each posting over 65 yards.

## STARTING LINEUPS

### WASHINGTON REDSKINS

|       |             |        |               |
|-------|-------------|--------|---------------|
| LT 71 | T. Williams | DE 95  | J. Allen      |
| LG 77 | S. Lauvao   | DE 98  | M. Ioannidis  |
| C 61  | S. Long     | SLB 94 | P. Smith      |
| RG 75 | B. Scherff  | MLB 53 | Z. Brown      |
| RT 76 | M. Moses    | MLB 54 | M. Foster     |
| TE 86 | J. Reed     | WLB 91 | R. Kerrigan   |
| TE 85 | V. Davis    | CB 26  | B. Breeland   |
| TE 84 | N. Paul     | CB 24  | J. Norman     |
| WR 18 | J. Doctson  | SS 35  | M. Nicholson  |
| QB 8  | K. Cousins  | FS 36  | D. Swearinger |
| RB 20 | R. Kelley   | CB 29  | K. Fuller     |

### LOS ANGELES RAMS

|       |               |        |                  |
|-------|---------------|--------|------------------|
| WR 11 | T. Austin     | DT 95  | T. Walker        |
| TE 89 | T. Higbee     | NT 90  | M. Brockers      |
| LT 77 | A. Whitworth  | DT 99  | A. Donald        |
| LG 76 | R. Saffold    | OLB 94 | R. Quinn         |
| C 65  | J. Sullivan   | OLB 98 | C. Barwin        |
| RG 68 | J. Brown      | ILB 52 | A. Ogletree      |
| RT 79 | R. Havenstein | ILB 26 | M. Barron        |
| WR 12 | S. Watkins    | LCB 22 | T. Johnson       |
| WR 17 | R. Woods      | RCB 23 | N. Robey-Coleman |
| QB 16 | J. Goff       | SS 31  | M. Alexander     |
| RB 30 | T. Gurley II  | FS 20  | L. Joyner        |

**LOS ANGELES SUBSTITUTIONS:** K 4 G. Zuerlein, P 6 J. Hekker, WR 10 P. Cooper, WR 18 C. Kupp, DB 24 B. Countess, RB 34 M. Brown, CB 36 D. Hatfield, S 38 Co. Davis, S 43 J. Johnson, LS 44 J. McQuaide, CB 47 Kevin Peterson, OLB 50 S. Ebukam, LB 54 B. Hager, OLB 58 C. Littleton, T 63 D. Williams, C 66 A. Blythe, TE 81 Gerald Everett, WR 83 J. Reynolds, TE 86 D. Carrier, DT 92 T. Smart, DE 93 E. Westbrooks, DE 96 M. Longacre, DE 97 M. Fox

**LOS ANGELES DID NOT PLAY** QB 14 S. Mannion

**LOS ANGELES INACTIVES:** QB 8 B. Allen, CB 21 Kayvon Webster, RB 33 J. Davis, DB 41 M. Christian, OLB 51 E. Price, T 64 A. Donnal, T 73 C. Lucas

## SCORING SUMMARY

|                                    | 1 | 2  | 3 | 4 | OT | TOTAL | FIELD GOALS      |
|------------------------------------|---|----|---|---|----|-------|------------------|
| <b>VISITOR</b> Washington Redskins | 3 | 17 | 0 | 7 | -  | 27    | (41), (22), 51RU |
| <b>HOME</b> Los Angeles Rams       | 0 | 10 | 7 | 3 | -  | 20    | (32), (40)       |

### Clock

| TEAM     | Qtr | Time  | Play (Extra Point) (Drive Info)                                      | Visitor | Home |
|----------|-----|-------|--|---------|------|
| Redskins | 1   | 4:43  | D. Hopkins 41 yd. Field Goal (14-57, 7:24)                           | 3       | 0    |
| Redskins | 2   | 14:54 | C. Thompson 7 yd. Run (D. Hopkins kick) (6-65, 3:18)                 | 10      | 0    |
| Redskins | 2   | 12:06 | D. Hopkins 22 yd. Field Goal (7-26, 2:33)                            | 13      | 0    |
| Rams     | 2   | 9:59  | T. Gurley 1 yd. run (G. Zuerlein kick) (4-75, 2:07)                  | 13      | 7    |
| Rams     | 2   | 3:03  | G. Zuerlein 32 yd. Field Goal (9-54, 4:12)                           | 13      | 10   |
| Redskins | 2   | 1:44  | C. Thompson 61 yd. Run (D. Hopkins kick) (4-75, 1:19)                | 20      | 10   |
| Rams     | 3   | 8:43  | T. Gurley 18 yd. pass from J. Goff (G. Zuerlein kick) (6-93, 3:26)   | 20      | 17   |
| Rams     | 4   | 7:16  | G. Zuerlein 40 yd. Field Goal (14-53, 7:22)                          | 20      | 20   |
| Redskins | 4   | 1:49  | R. Grant 11 yd. pass from K. Cousins (D. Hopkins kick) (10-70, 5:27) | 27      | 20   |



# FINAL TEAM STATISTICS

|  | REDSKINS | RAMS     |                                       | REDSKINS | RAMS     |
|--|----------|----------|---------------------------------------|----------|----------|
| <b>TOTAL FIRST DOWNS</b>                     | 21       | 14       | <b>FGs - PATs Had Blocked</b>         | 0-0      | 0-0      |
| By Rushing                                   | 8        | 4        | Net Punting Average                   | 45.0     | 42.3     |
| By Passing                                   | 12       | 9        | <b>TOTAL RETURN YARDAGE (W/O KOR)</b> | 23       | 24       |
| By Penalty                                   | 1        | 1        | No. and Yards Punt Returns            | 2-13     | 4-24     |
| <b>THIRD DOWN EFFICIENCY</b>                 | 5-13-38% | 5-12-42% | No. and Yards Kickoff Returns         | 1-16     | 3-59     |
| <b>FOURTH DOWN EFFICIENCY</b>                | 0-0-0%   | 1-1-100% | No. and Yards Interception Returns    | 1-10     | 0-0      |
| <b>TOTAL NET YARDS</b>                       | 385      | 332      | <b>PENALTIES Number and Yards</b>     | 4-25     | 7-75     |
| Total Offensive Plays                        | 68       | 49       | <b>FUMBLES Number and Lost</b>        | 3-0      | 3-1      |
| Average gain per offensive play              | 5.7      | 6.8      | <b>TOUCHDOWNS</b>                     | 3        | 2        |
| <b>NET YARDS RUSHING</b>                     | 229      | 92       | Rushing                               | 2        | 1        |
| Total Rushing Plays                          | 39       | 21       | Passing                               | 1        | 1        |
| Average gain per rushing play                | 5.9      | 4.4      | Returns                               | 0        | 0        |
| Tackles for a loss-number and yards          | 3-3      | 0-0      | <b>EXTRA POINTS Made-Attempts</b>     | 3-3      | 2-2      |
| <b>NET YARDS PASSING</b>                     | 156      | 240      | Kicking Made-Attempts                 | 3-3      | 2-2      |
| Times thrown - yards lost attempting to pass | 2-23     | 2-12     | <b>FIELD GOALS Made-Attempts</b>      | 2-3      | 2-2      |
| Gross yards passing                          | 179      | 252      | <b>RED ZONE EFFICIENCY</b>            | 2-4-50%  | 2-4-50%  |
| <b>PASS ATTEMPTS-COMP-HAD INT</b>            | 27-18-0  | 26-16-1  | <b>GOAL TO GO EFFICIENCY</b>          | 0-1-0%   | 1-1-100% |
| Avg gain per pass play                       | 5.4      | 8.6      | <b>SAFETIES</b>                       | 0        | 0        |
| <b>KICKOFFS Number-In End Zone-TBs</b>       | 6-4-3    | 5-5-4    | <b>FINAL SCORE</b>                    | 27       | 20       |
| <b>PUNTS Number and Average</b>              | 4-51.0   | 4-45.5   | <b>TIME OF POSSESSION</b>             | 36:19    | 23:41    |
| Had Blocked                                  | 0        | 0        |                                       |          |          |

# FINAL INDIVIDUAL STATISTICS

| WASHINGTON REDSKINS |           |            |             |             |            |           | LOS ANGELES RAMS |             |                 |            |            |             |             |            |           |          |             |
|---------------------|-----------|------------|-------------|-------------|------------|-----------|------------------|-------------|-----------------|------------|------------|-------------|-------------|------------|-----------|----------|-------------|
| RUSHING             | ATT       | YDS        | AVG         | LG          | TD         |           | RUSHING          | ATT         | YDS             | AVG        | LG         | TD          |             |            |           |          |             |
| R. Kelley           | 12        | 78         | 46.5        | 21          | 0          |           | T. Gurley II     | 16          | 88              | 5.5        | 18         | 1           |             |            |           |          |             |
| C. Thompson         | 3         | 77         | 25.7        | 61          | 2          |           | T. Austin        | 2           | 3               | 1.5        | 3          | 0           |             |            |           |          |             |
| S. Perine           | 21        | 67         | 3.2         | 12          | 0          |           | J. Goff          | 3           | 1               | 0.3        | 1          | 0           |             |            |           |          |             |
| K. Cousins          | 3         | 7          | 2.3         | 7           | 0          |           | <b>Total</b>     | <b>21</b>   | <b>92</b>       | <b>4.4</b> | <b>18</b>  | <b>1</b>    |             |            |           |          |             |
| <b>Total</b>        | <b>39</b> | <b>229</b> | <b>5.9</b>  | <b>61</b>   | <b>2</b>   |           |                  |             |                 |            |            |             |             |            |           |          |             |
| PASSING             | ATT       | CMP        | YDS         | SK/YD       | TD         | LG        | IN               | RT.         |                 |            |            |             |             |            |           |          |             |
| K. Cousins          | 27        | 18         | 179         | 2/23        | 1          | 23        | 0                | 97.6        | J. Goff         | 25         | 15         | 224         | 2/12        | 1          | 69        | 1        | 86.1        |
| <b>Total</b>        | <b>27</b> | <b>18</b>  | <b>179</b>  | <b>2/23</b> | <b>1</b>   | <b>23</b> | <b>0</b>         | <b>97.6</b> | J. Hekker       | 1          | 1          | 28          | 0/0         | 0          | 28        | 0        | 118.8       |
|                     |           |            |             |             |            |           |                  |             | <b>Total</b>    | <b>26</b>  | <b>16</b>  | <b>252</b>  | <b>2/12</b> | <b>1</b>   | <b>69</b> | <b>1</b> | <b>90.5</b> |
| RECEIVING           | NO        | YDS        | AVG         | LG          | TD         |           |                  |             | RECEIVING       | NO         | YDS        | AVG         | LG          | TD         |           |          |             |
| J. Reed             | 6         | 48         | 8.0         | 16          | 0          |           |                  |             | G. Everett      | 3          | 95         | 31.7        | 69          | 0          |           |          |             |
| J. Crowder          | 4         | 47         | 11.8        | 21          | 0          |           |                  |             | T. Gurley II    | 3          | 48         | 16.0        | 28          | 1          |           |          |             |
| C. Thompson         | 3         | 29         | 9.7         | 15          | 0          |           |                  |             | C. Kupp         | 3          | 33         | 11.0        | 17          | 0          |           |          |             |
| T. Pryor            | 2         | 31         | 15.5        | 23          | 0          |           |                  |             | S. Watkins      | 2          | 30         | 15.0        | 28          | 0          |           |          |             |
| V. Davis            | 1         | 13         | 13.0        | 13          | 0          |           |                  |             | J. Reynolds     | 1          | 28         | 28.0        | 28          | 0          |           |          |             |
| R. Grant            | 1         | 11         | 11.0        | 11          | 0          |           |                  |             | D. Carrier      | 1          | 9          | 9.0         | 9           | 0          |           |          |             |
| S. Perine           | 1         | 0          | 0.0         | 0           | 0          |           |                  |             | R. Woods        | 1          | 8          | 8.0         | 8           | 0          |           |          |             |
| <b>Total</b>        | <b>18</b> | <b>179</b> | <b>9.9</b>  | <b>23</b>   | <b>1</b>   |           |                  |             | T. Austin       | 1          | 5          | 5.0         | 5           | 0          |           |          |             |
|                     |           |            |             |             |            |           |                  |             | M. Brown        | 1          | -4         | -4.0        | -4          | 0          |           |          |             |
|                     |           |            |             |             |            |           |                  |             | <b>Total</b>    | <b>16</b>  | <b>252</b> | <b>15.8</b> | <b>69</b>   | <b>1</b>   |           |          |             |
| INTERCEPTIONS       | NO        | YDS        | AVG         | LG          | TD         |           |                  |             | INTERCEPTIONS   | NO         | YDS        | AVG         | LG          | TD         |           |          |             |
| M. Foster           | 1         | 10         | 10.0        | 10          | 0          |           |                  |             | <b>Total</b>    | <b>0</b>   | <b>0</b>   | <b>0.0</b>  | <b>0</b>    | <b>0</b>   |           |          |             |
| <b>Total</b>        | <b>1</b>  | <b>10</b>  | <b>10.0</b> | <b>10</b>   | <b>0</b>   |           |                  |             |                 |            |            |             |             |            |           |          |             |
| PUNTING             | NO        | YDS        | AVG         | NET         | TB/20      | LG        |                  |             | PUNTING         | NO         | YDS        | AVG         | NET         | TB/20      | LG        |          |             |
| T. Way              | 4         | 204        | 51.0        | 45.0        | 0/2        | 62        |                  |             | J. Hekker       | 4          | 182        | 45.6        | 42.3        | 0/1        | 55        |          |             |
| <b>Total</b>        | <b>4</b>  | <b>204</b> | <b>51.0</b> | <b>45.0</b> | <b>0/2</b> | <b>62</b> |                  |             | <b>Total</b>    | <b>4</b>   | <b>182</b> | <b>45.6</b> | <b>42.3</b> | <b>0/1</b> | <b>55</b> |          |             |
| PUNT RETURNS        | NO        | YDS        | AVG         | FC          | LG         | TD        |                  |             | PUNT RETURNS    | NO         | YDS        | AVG         | FC          | LG         | TD        |          |             |
| J. Crowder          | 2         | 13         | 6.5         | 0           | 13         | 0         |                  |             | T. Austin       | 3          | 18         | 6.0         | 0           | 12         | 0         |          |             |
| [OUT BOUNDS]        | 1         |            |             |             |            |           |                  |             | T. Johnson      | 1          | 6          | 6.0         | 0           | 6          | 0         |          |             |
| [DOWNED]            | 1         |            |             |             |            |           |                  |             | <b>Total</b>    | <b>4</b>   | <b>24</b>  | <b>6.0</b>  | <b>0</b>    | <b>12</b>  | <b>0</b>  |          |             |
| <b>Total</b>        | <b>2</b>  | <b>13</b>  | <b>6.5</b>  | <b>0</b>    | <b>13</b>  | <b>0</b>  |                  |             |                 |            |            |             |             |            |           |          |             |
| KICKOFF RETURNS     | NO        | YDS        | AVG         | FC          | LG         | TD        |                  |             | KICKOFF RETURNS | NO         | YDS        | AVG         | FC          | LG         | TD        |          |             |
| C. Thompson         | 1         | 16         | 16.0        | 0           | 16         | 0         |                  |             | P. Cooper       | 3          | 59         | 19.7        | 0           | 34         | 0         |          |             |
| [TOUCHBACK]         | 4         | 0          | 0.0         | 0           | 0          | 0         |                  |             | [TOUCHBACK]     | 3          | 0          | 0.0         | 0           | 0          | 0         |          |             |
| <b>Total</b>        | <b>1</b>  | <b>16</b>  | <b>16.0</b> | <b>0</b>    | <b>16</b>  | <b>0</b>  |                  |             | <b>Total</b>    | <b>3</b>   | <b>59</b>  | <b>19.7</b> | <b>0</b>    | <b>34</b>  | <b>0</b>  |          |             |

# DEFENSIVE STATISTICS (BASED ON COACHES' FILM REVIEW)

| PLAYER           | T  | S  | A  | S-YDS   | I-YDS | PD | FF | FR | PLAYER       | T         | S         | A         | S-YDS         | I-YDS      | PD       | FF       | FR       |
|------------------|----|----|----|---------|-------|----|----|----|--------------|-----------|-----------|-----------|---------------|------------|----------|----------|----------|
| A. Ogletree      | 17 | 7  | 10 | 1.0-12  | 0-0   | 0  | 0  | 0  | M. Longacre  | 2         | 1         | 1         | 0-0           | 0-0        | 0        | 0        | 0        |
| M. Barron        | 12 | 10 | 2  | 0-0     | 0-0   | 0  | 0  | 0  | A. Donald    | 2         | 1         | 1         | 0-0           | 0-0        | 0        | 0        | 0        |
| L. Joyner        | 9  | 8  | 1  | 0-0     | 0-0   | 0  | 0  | 0  | T. Smart     | 2         | 1         | 1         | 0-0           | 0-0        | 0        | 0        | 0        |
| M. Alexander     | 9  | 7  | 2  | 0-0     | 0-0   | 0  | 0  | 0  | T. Walker    | 1         | 1         | 0         | 0-0           | 0-0        | 1        | 0        | 0        |
| C. Barwin        | 7  | 5  | 2  | 0-0     | 0-0   | 0  | 0  | 0  | E. Westbrook | 1         | 1         | 0         | 0-0           | 0-0        | 1        | 0        | 0        |
| N. Robey-Coleman | 5  | 3  | 2  | 0-0     | 0-0   | 0  | 1  | 0  | B. Countess  | 1         | 1         | 0         | 0-0           | 0-0        | 0        | 0        | 0        |
| M. Brockers      | 4  | 4  | 0  | 0-0     | 0-0   | 0  | 0  | 0  | S. Ebukam    | 1         | 1         | 0         | 0-0           | 0-0        | 0        | 0        | 0        |
| C. Davis         | 3  | 2  | 1  | 0-0     | 0-0   | 0  | 0  | 0  | M. Fox       | 1         | 0         | 1         | 0.5-5.5       | 0-0        | 0        | 0        | 0        |
| R. Quinn         | 2  | 1  | 1  | 0.5-5.5 | 0-0   | 0  | 0  | 0  | <b>TOTAL</b> | <b>79</b> | <b>54</b> | <b>25</b> | <b>2.0-23</b> | <b>0-0</b> | <b>3</b> | <b>1</b> | <b>0</b> |





**WEATHER: 68 degrees, mostly sunny - ATTENDANCE: 70,178 - TIME: 3:24**

The Rams rebounded after a Week 2 defeat with their second 40-plus point game in the first three games of the 2017 campaign under first year Head Coach Sean McVay. The Rams have 107 points through the first three weeks of the 2017 season (46, 20, 41). The last time the Rams had at least 100 points in the first three weeks of the season was in 2000, when they posted 119 points. QB Jared Goff continued his strong start to his second professional season, he completed 22-of-28 passing attempts for 292 yards with three touchdowns and a 145.8 QB rating. RB Todd Gurley finished the contest with 113 yards rushing and two touchdowns on the ground and another 36 yards receiving and one touchdown through the air. For the first time since 2006, the Rams had two 100-plus yard receivers in the same game as WRs Robert Woods and Sammy Watkins finished with 108 and 106 yards, respectively. The offensive line kept Goff clean all night, as they did not surrender a sack, the first time the team did not allow a sack since 1/3/2016, a Week 17 loss to the 49ers. CB Nickell Robey-Coleman intercepted his first pass as a member of the Rams defense on the first play from scrimmage. DE Matt Longacre recorded his second sack of the season, while DT Aaron Donald corralled 49ers QB Brian Hoyer for his first sack of the 2017 season, a game-clinching sack, sealing the Rams 41-39 victory.

## STARTING LINEUPS

### LOS ANGELES RAMS

|       |               |        |                  |
|-------|---------------|--------|------------------|
| WR 11 | T. Austin     | DT 95  | T. Walker        |
| TE 89 | T. Higbee     | NT 90  | M. Brockers      |
| LT 77 | A. Whitworth  | DT 99  | A. Donald        |
| LG 76 | R. Saffold    | OLB 94 | R. Quinn         |
| C 65  | J. Sullivan   | OLB 98 | C. Barwin        |
| RG 68 | J. Brown      | ILB 52 | A. Ogletree      |
| RT 79 | R. Havenstein | ILB 26 | M. Barron        |
| TE 86 | D. Carrier    | LCB 22 | T. Johnson       |
| WR 17 | R. Woods      | RCB 23 | N. Robey-Coleman |
| QB 16 | J. Goff       | SS 31  | M. Alexander     |
| RB 30 | T. Gurley II  | FS 20  | L. Joyner        |

### SAN FRANCISCO 49ERS

|       |              |         |              |
|-------|--------------|---------|--------------|
| WR 15 | P. Garcon    | LDE 91  | A. Armstead  |
| LT 74 | J. Staley    | LDT 90  | E. Mitchell  |
| LG 75 | L. Tomlinson | RDT 99  | D. Buckner   |
| C 67  | D. Kilgore   | DL 95   | T. Carradine |
| RG 63 | B. Fusco     | SAM 57  | E. Harold    |
| RT 77 | T. Brown     | MIKE 53 | N. Bowman    |
| TE 88 | G. Celek     | WILL 54 | R. Armstron  |
| WR 11 | M. Goodwin   | LCB 33  | R. Robinson  |
| QB 2  | B. Hoyer     | RCB 36  | D. Johnson   |
| RB 28 | C. Hyde      | SS 29   | J. Tartt     |
| FB 44 | K. Juszczyk  | FS 25   | J. Ward      |

**LOS ANGELES SUBSTITUTIONS:** K 4 G. Zuerlein, P 6 J. Hekker, WR 10 P. Cooper, WR 12 Sammy Watkins, WR 18 C. Kupp, DB 24 B. Countess, CB 32 T. Hill, RB 33 J. Davis, CB 36 D. Hatfield, S 38 Co. Davis, S 43 J. Johnson, LS 44 J. McQuaide, OLB 50 S. Ebukam, LB 54 B. Hager, OLB 58 C. Littleton, T 63 D. Williams, C 66 A. Blythe, TE 81 Gerald Everett, WR 83 J. Reynolds, DT 92 T. Smart, DE 93 E. Westbrooks, DE 96 M. Longacre, DE 97 M. Fox

**LOS ANGELES DID NOT PLAY** QB 14 S. Mannion

**LOS ANGELES INACTIVES:** QB 8 B. Allen, CB 21 Kayvon Webster, RB 34 M. Brown, DB 41 M. Christian, OLB 51 E. Price, T 64 A. Donnal, T 73 C. Lucas

## SCORING SUMMARY

|                                 | 1  | 2  | 3  | 4  | OT | TOTAL | FIELD GOALS |
|---------------------------------|----|----|----|----|----|-------|-------------|
| <b>VISITOR</b> Los Angeles Rams | 14 | 10 | 10 | 7  | -  | 41    | (36), (48)  |
| <b>HOME</b> San Francisco 49ers | 7  | 6  | 7  | 19 | -  | 39    | (48), (19)  |

| TEAM  | Qtr | Clock | Play (Extra Point) (Drive Info)                                     | Visitor | Home |
|-------|-----|-------|---|---------|------|
| Rams  | 1   | 14:48 | T. Gurley II 3 yd. run (G. Zuerlein kick) (1-3, 0:04)               | 7       | 0    |
| 49ers | 1   | 8:17  | B. Hoyer 9 yd. run (R. Gould kick) (14-81, 6:31)                    | 7       | 7    |
| Rams  | 1   | 4:32  | T. Gurley II 7 yd. run (G. Zuerlein kick) (8-75, 3:45)              | 14      | 7    |
| Rams  | 2   | 14:55 | G. Zuerlein 48 yd. Field Goal (7-38, 3:10)                          | 17      | 7    |
| 49ers | 2   | 9:37  | R. Gould 36 yd. Field Goal (4-6, 1:58)                              | 17      | 10   |
| 49ers | 2   | 3:46  | R. Gould 48 yd. Field Goal (8-47, 4:44)                             | 17      | 13   |
| Rams  | 2   | 0:49  | T. Gurley II 2 yd. run (G. Zuerlein kick) (9-75, 2:57)              | 24      | 13   |
| Rams  | 3   | 9:17  | G. Zuerlein 19 yd. Field Goal (10-74, 5:43)                         | 27      | 13   |
| 49ers | 3   | 5:40  | C. Hyde 1 yd. run (R. Gould kick) (10-75, 3:37)                     | 27      | 20   |
| Rams  | 3   | 0:17  | S. Watkins 1 yd. pass from J. Goff (G. Zuerlein kick) (10-75, 5:23) | 34      | 20   |
| 49ers | 4   | 12:50 | G. Celek 1 yd. pass from B. Hoyer (kick failed, wl) (6-75, 2:27)    | 34      | 26   |
| Rams  | 4   | 8:43  | S. Watkins 13 yd. pass from J. Goff (G. Zuerlein kick) (7-75, 4:07) | 41      | 26   |
| 49ers | 4   | 5:08  | T. Taylor 3 yd. pass from B. Hoyer (R. Gould kick) (4-64, 1:27)     | 41      | 33   |
| 49ers | 4   | 2:13  | C. Hyde 1 yd. run (pass failed) (8-29, 2:48)                        | 41      | 39   |



## FINAL TEAM STATISTICS

|  | RAMS     | 49ERS    |                                       | RAMS    | 49ERS    |
|--|----------|----------|---------------------------------------|---------|----------|
| <b>TOTAL FIRST DOWNS</b>                     | 26       | 25       | <b>FGs - PATs Had Blocked</b>         | 0-0     | 0-0      |
| By Rushing                                   | 7        | 7        | Net Punting Average                   | 52.0    | 41.5     |
| By Passing                                   | 14       | 15       | <b>TOTAL RETURN YARDAGE (W/O KOR)</b> | 25      | 9        |
| By Penalty                                   | 5        | 3        | No. and Yards Punt Returns            | 1-0     | 2-9      |
| <b>THIRD DOWN EFFICIENCY</b>                 | 8-12-67% | 9-18-50% | No. and Yards Kickoff Returns         | 3-83    | 3-56     |
| <b>FOURTH DOWN EFFICIENCY</b>                | 0-0-0%   | 2-3-67%  | No. and Yards Interception Returns    | 1-25    | 0-0      |
| <b>TOTAL NET YARDS</b>                       | 418      | 421      | <b>PENALTIES Number and Yards</b>     | 7-52    | 10-55    |
| Total Offensive Plays                        | 60       | 74       | <b>FUMBLES Number and Lost</b>        | 3-2     | 1-1      |
| Average gain per offensive play              | 7.0      | 5.7      | <b>TOUCHDOWNS</b>                     | 5       | 5        |
| <b>NET YARDS RUSHING</b>                     | 126      | 113      | Rushing                               | 2       | 3        |
| Total Rushing Plays                          | 32       | 33       | Passing                               | 3       | 2        |
| Average gain per rushing play                | 3.9      | 3.4      | Returns                               | 0       | 0        |
| Tackles for a loss-number and yards          | 3-4      | 2-4      | <b>EXTRA POINTS Made-Attempts</b>     | 5-5     | 3-4      |
| <b>NET YARDS PASSING</b>                     | 292      | 308      | Kicking Made-Attempts                 | 5-5     | 3-4      |
| Times thrown - yards lost attempting to pass | 0-0      | 4-24     | <b>FIELD GOALS Made-Attempts</b>      | 2-2     | 2-2      |
| Gross yards passing                          | 292      | 332      | <b>RED ZONE EFFICIENCY</b>            | 5-7-71% | 5-6-83%  |
| <b>PASS ATTEMPTS-COMP-HAD INT</b>            | 28-22-0  | 37-23-1  | <b>GOAL TO GO EFFICIENCY</b>          | 3-4-75% | 4-4-100% |
| Avg gain per pass play                       | 10.4     | 7.5      | <b>SAFETIES</b>                       | 0       | 0        |
| <b>KICKOFFS Number-In End Zone-TBs</b>       | 8-4-4    | 8-7-4    | <b>FINAL SCORE</b>                    | 41      | 39       |
| <b>PUNTS Number and Average</b>              | 2-56.5   | 2-41.5   | <b>TIME OF POSSESSION</b>             | 29:43   | 30:17    |
| Had Blocked                                  | 0        | 0        |                                       |         |          |

## FINAL INDIVIDUAL STATISTICS

| LOS ANGELES RAMS       |           |            |             |             |            |            |            |              |               | SAN FRANCISCO 49ERS |                |            |                        |            |           |             |             |            |            |            |              |               |           |           |            |  |  |
|------------------------|-----------|------------|-------------|-------------|------------|------------|------------|--------------|---------------|---------------------|----------------|------------|------------------------|------------|-----------|-------------|-------------|------------|------------|------------|--------------|---------------|-----------|-----------|------------|--|--|
| <b>RUSHING</b>         |           |            |             |             | <b>ATT</b> | <b>YDS</b> | <b>AVG</b> | <b>LG</b>    | <b>TD</b>     |                     | <b>RUSHING</b> |            |                        |            |           | <b>ATT</b>  | <b>YDS</b>  | <b>AVG</b> | <b>LG</b>  | <b>TD</b>  |              |               |           |           |            |  |  |
| T. Gurley II           | 28        | 113        | 4.0         | 29          | 2          |            |            |              |               |                     | C. Hyde        | 25         | 84                     | 3.4        | 20        | 2           |             |            |            |            |              |               |           |           |            |  |  |
| T. Austin              | 3         | 14         | 4.7         | 8           | 0          |            |            |              |               |                     | R. Mostert     | 4          | 11                     | 2.8        | 7         | 0           |             |            |            |            |              |               |           |           |            |  |  |
| J. Goff                | 1         | -1         | -1.0        | -1          | 0          |            |            |              |               |                     | M. Breida      | 3          | 9                      | 3.0        | 10        | 0           |             |            |            |            |              |               |           |           |            |  |  |
| <b>Total</b>           | <b>32</b> | <b>126</b> | <b>3.9</b>  | <b>29</b>   | <b>2</b>   |            |            |              |               |                     | K. Cousins     | 1          | 9                      | 9.0        | 9t        | 1           |             |            |            |            |              |               |           |           |            |  |  |
|                        |           |            |             |             |            |            |            |              |               |                     | <b>Total</b>   | <b>33</b>  | <b>113</b>             | <b>3.4</b> | <b>20</b> | <b>3</b>    |             |            |            |            |              |               |           |           |            |  |  |
| <b>PASSING</b>         |           |            |             |             | <b>ATT</b> | <b>CMP</b> | <b>YDS</b> | <b>SK/YD</b> | <b>TD</b>     | <b>LG</b>           | <b>IN</b>      | <b>RT.</b> | <b>PASSING</b>         |            |           |             |             | <b>ATT</b> | <b>CMP</b> | <b>YDS</b> | <b>SK/YD</b> | <b>TD</b>     | <b>LG</b> | <b>IN</b> | <b>RT.</b> |  |  |
| J. Goff                | 28        | 22         | 292         | 0/0         | 2          | 47         | 0          | 145.8        |               |                     |                |            | B. Hoyer               | 37         | 23        | 332         | 4/24        | 2          | 59         | 1          | 98.0         |               |           |           |            |  |  |
| <b>Total</b>           | <b>28</b> | <b>22</b>  | <b>292</b>  | <b>0/0</b>  | <b>2</b>   | <b>47</b>  | <b>0</b>   | <b>145.8</b> |               |                     |                |            | <b>Total</b>           | <b>37</b>  | <b>23</b> | <b>332</b>  | <b>4/24</b> | <b>2</b>   | <b>59</b>  | <b>1</b>   | <b>98.0</b>  |               |           |           |            |  |  |
| <b>RECEIVING</b>       |           |            |             |             | <b>NO</b>  | <b>YDS</b> | <b>AVG</b> | <b>LG</b>    | <b>TD</b>     |                     |                |            | <b>RECEIVING</b>       |            |           |             |             | <b>NO</b>  | <b>YDS</b> | <b>AVG</b> | <b>LG</b>    | <b>TD</b>     |           |           |            |  |  |
| R. Woods               | 6         | 108        | 18.0        | 31          | 0          |            |            |              |               |                     |                |            | P. Garcon              | 7          | 142       | 20.3        | 59          | 0          |            |            |              |               |           |           |            |  |  |
| S. Watkins             | 6         | 106        | 17.7        | 47          | 2          |            |            |              |               |                     |                |            | T. Taylor              | 3          | 32        | 10.7        | 18          | 1          |            |            |              |               |           |           |            |  |  |
| T. Gurley II           | 5         | 36         | 7.2         | 27          | 1          |            |            |              |               |                     |                |            | M. Breida              | 3          | 20        | 6.7         | 12          | 0          |            |            |              |               |           |           |            |  |  |
| C. Kupp                | 2         | 17         | 8.5         | 13          | 0          |            |            |              |               |                     |                |            | C. Hyde                | 3          | 10        | 3.3         | 5           | 0          |            |            |              |               |           |           |            |  |  |
| D. Carrier             | 1         | 17         | 17.0        | 17          | 0          |            |            |              |               |                     |                |            | M. Goodwin             | 2          | 62        | 31.0        | 50          | 0          |            |            |              |               |           |           |            |  |  |
| T. Higbee              | 1         | 4          | 4.0         | 4           | 0          |            |            |              |               |                     |                |            | A. Robinson            | 2          | 23        | 11.5        | 17          | 0          |            |            |              |               |           |           |            |  |  |
| P. Cooper              | 1         | 4          | 4.0         | 4           | 0          |            |            |              |               |                     |                |            | K. Juszczyk            | 1          | 34        | 34.0        | 34          | 0          |            |            |              |               |           |           |            |  |  |
| <b>Total</b>           | <b>22</b> | <b>292</b> | <b>13.3</b> | <b>47</b>   | <b>3</b>   |            |            |              |               |                     |                |            | G. Kittle              | 1          | 8         | 8.0         | 8           | 0          |            |            |              |               |           |           |            |  |  |
|                        |           |            |             |             |            |            |            |              |               |                     |                |            | G. Celek               | 1          | 1         | 1.0         | 1t          | 1          |            |            |              |               |           |           |            |  |  |
| <b>INTERCEPTIONS</b>   |           |            |             |             | <b>NO</b>  | <b>YDS</b> | <b>AVG</b> | <b>LG</b>    | <b>TD</b>     |                     |                |            | <b>INTERCEPTIONS</b>   |            |           |             |             | <b>NO</b>  | <b>YDS</b> | <b>AVG</b> | <b>LG</b>    | <b>TD</b>     |           |           |            |  |  |
| Nickell Robey-Coleman  | 1         | 25         | 25.0        | 25          | 0          |            |            |              |               |                     |                |            | <b>Total</b>           | <b>0</b>   | <b>0</b>  | <b>0.0</b>  | <b>0</b>    | <b>0</b>   |            |            |              |               |           |           |            |  |  |
| <b>Total</b>           | <b>1</b>  | <b>25</b>  | <b>25.0</b> | <b>25</b>   | <b>0</b>   |            |            |              |               |                     |                |            |                        |            |           |             |             |            |            |            |              |               |           |           |            |  |  |
| <b>PUNTING</b>         |           |            |             |             | <b>NO</b>  | <b>YDS</b> | <b>AVG</b> | <b>NET</b>   | <b>TB/I20</b> | <b>LG</b>           |                |            | <b>PUNTING</b>         |            |           |             |             | <b>NO</b>  | <b>YDS</b> | <b>AVG</b> | <b>NET</b>   | <b>TB/I20</b> | <b>LG</b> |           |            |  |  |
| J. Hekker              | 2         | 113        | 56.5        | 52.0        | 0/0        | 64         |            |              |               |                     |                |            | B. Pinion              | 2          | 83        | 41.5        | 41.5        | 0/2        | 51         |            |              |               |           |           |            |  |  |
| <b>Total</b>           | <b>2</b>  | <b>113</b> | <b>56.5</b> | <b>52.0</b> | <b>0/0</b> | <b>64</b>  |            |              |               |                     |                |            | <b>Total</b>           | <b>2</b>   | <b>83</b> | <b>41.5</b> | <b>41.5</b> | <b>0/2</b> | <b>51</b>  |            |              |               |           |           |            |  |  |
| <b>PUNT RETURNS</b>    |           |            |             |             | <b>NO</b>  | <b>YDS</b> | <b>AVG</b> | <b>FC</b>    | <b>LG</b>     | <b>TD</b>           |                |            | <b>PUNT RETURNS</b>    |            |           |             |             | <b>NO</b>  | <b>YDS</b> | <b>AVG</b> | <b>FC</b>    | <b>LG</b>     | <b>TD</b> |           |            |  |  |
| T. Austin              | 1         | 0          | 0.0         | 1           | 0          | 0          |            |              |               |                     |                |            | T. Taylor              | 1          | 9         | 9.0         | 0           | 9          | 0          |            |              |               |           |           |            |  |  |
| <b>Total</b>           | <b>1</b>  | <b>0</b>   | <b>0.0</b>  | <b>1</b>    | <b>0</b>   | <b>0</b>   |            |              |               |                     |                |            | V. Bolden              | 1          | 0         | 0.0         | 0           | 0          | 0          |            |              |               |           |           |            |  |  |
| <b>KICKOFF RETURNS</b> |           |            |             |             | <b>NO</b>  | <b>YDS</b> | <b>AVG</b> | <b>FC</b>    | <b>LG</b>     | <b>TD</b>           |                |            | <b>KICKOFF RETURNS</b> |            |           |             |             | <b>NO</b>  | <b>YDS</b> | <b>AVG</b> | <b>FC</b>    | <b>LG</b>     | <b>TD</b> |           |            |  |  |
| P. Cooper              | 3         | 83         | 27.8        | 0           | 28         | 0          |            |              |               |                     |                |            | V. Bolden              | 2          | 36        | 18.0        | 0           | 18         | 0          |            |              |               |           |           |            |  |  |
| [TOUCHBACK]            | 4         | 0          | 0.0         | 0           | 0          | 0          |            |              |               |                     |                |            | R. Mostert             | 1          | 20        | 20.0        | 0           | 20         | 0          |            |              |               |           |           |            |  |  |
| <b>Total</b>           | <b>3</b>  | <b>83</b>  | <b>27.8</b> | <b>0</b>    | <b>28</b>  | <b>0</b>   |            |              |               |                     |                |            | [OUT OF BOUNDS]        | 1          | 0         | 0.0         | 0           | 0          | 0          |            |              |               |           |           |            |  |  |
|                        |           |            |             |             |            |            |            |              |               |                     |                |            | [TOUCHBACK]            | 4          | 0         | 0.0         | 0           | 0          | 0          |            |              |               |           |           |            |  |  |
|                        |           |            |             |             |            |            |            |              |               |                     |                |            | <b>Total</b>           | <b>3</b>   | <b>56</b> | <b>18.7</b> | <b>0</b>    | <b>20</b>  | <b>0</b>   |            |              |               |           |           |            |  |  |

## DEFENSIVE STATISTICS (BASED ON COACHES' FILM REVIEW)

| PLAYER           | T  | S | A | S-YDS   | I-YDS | PD | FF | FR | PLAYER       | T         | S         | A         | S-YDS           | I-YDS       | PD       | FF       | FR       |
|------------------|----|---|---|---------|-------|----|----|----|--------------|-----------|-----------|-----------|-----------------|-------------|----------|----------|----------|
| A. Ogletree      | 14 | 9 | 5 | 0-0     | 0-0   | 2  | 0  | 0  | M. Longacre  | 3         | 2         | 1         | 1.0-4.0         | 0-0         | 0        | 0        | 0        |
| M. Barron        | 9  | 8 | 1 | 0-0     | 0-0   | 0  | 0  | 0  | T. Smart     | 3         | 1         | 2         | 0-0             | 0-0         | 0        | 0        | 0        |
| M. Alexander     | 8  | 3 | 5 | 0-0     | 0-0   | 0  | 0  | 0  | S. Ebukam    | 3         | 0         | 3         | 0-0             | 0-0         | 0        | 0        | 0        |
| M. Brockers      | 6  | 6 | 0 | 0-0     | 0-0   | 0  | 0  | 0  | T. Walker    | 2         | 1         | 1         | 0-0             | 0-0         | 0        | 1        | 0        |
| T. Johnson       | 6  | 4 | 2 | 0-0     | 0-0   | 1  | 0  | 0  | E. Westbrook | 1         | 1         | 0         | 0-0             | 0-0         | 0        | 0        | 0        |
| C. Barwin        | 6  | 3 | 3 | 1.0-7.0 | 0-0   | 0  | 0  | 0  | T. Hill      | 1         | 1         | 0         | 0-0             | 0-0         | 2        | 0        | 0        |
| C. Davis         | 5  | 2 | 3 | 0-0     | 0-0   | 0  | 0  | 0  | C. Littleton | 1         | 0         | 0         | 0-0             | 0-0         | 0        | 0        | 0        |
| N. Robey-Coleman | 4  | 3 | 1 | 0-0     | 1-25  | 2  | 0  | 1  | R. Quinn     | 1         | 0         | 1         | 0-0             | 0-0         | 0        | 1        | 0        |
| L. Joyner        | 4  | 1 | 3 | 0-0     | 0-0   | 0  | 0  | 0  | <b>TOTAL</b> | <b>81</b> | <b>49</b> | <b>32</b> | <b>4.0-24.0</b> | <b>1-25</b> | <b>7</b> | <b>1</b> | <b>1</b> |
| A. Donald        | 3  | 2 | 1 | 1.0-8.0 | 0-0   | 0  | 0  | 0  |              |           |           |           |                 |             |          |          |          |





**WEATHER: Indoors - ATTENDANCE: 91,869 - TIME: 3:21**

The Rams won their second-straight game, both on the road as they completed a come-from-behind win to beat the Cowboys 35-31 at AT&T Stadium in Arlington, Texas to improve to 3-1 on the season for the second-straight season. L.A. was led by RB Todd Gurley II who amassed 215 yards from scrimmage, including 121 rushing yards on 23 attempts (5.3 yards/rush) and 94 receiving on seven catches (13.4 yards/reception) including a 53-yard touchdown, which was the Rams' longest scoring play of the season, and Gurley's third-longest catch of his career. The L.A. defensive unit allowed only six points, one touchdown and for the second-consecutive week did not allow their opponent to convert on a two-point try late in the contest. LB Mark Barron recorded his first interception of the 2017 season, the sixth of his career. OLB Connor Barwin tallied a sack for the second week in a row, he now has 2.0 sacks on the season and 52.5 in his career. DT Michael Brockers recorded his first sack of the season, he now has 15.5 career sacks. In LS Jake McQuaide's 100th-career game, he executed seven snaps on seven field goal attempts from K Greg Zuerlein, Zuerlein connected on all seven field goal attempts establishing a new franchise record (previously held by former K Jeff Wilkins, six FGs vs. Denver 9/10/06). Zuerlein accounted for 23 of the Rams 35 points, with Gurley and WR Cooper Kupp posting the other 12 points.

## STARTING LINEUPS

### LOS ANGELES RAMS

|       |               |        |              |
|-------|---------------|--------|--------------|
| TE 86 | D. Carrier    | DT 92  | T. Smart     |
| TE 89 | T. Higbee     | NT 90  | M. Brockers  |
| LT 77 | A. Whitworth  | DT 99  | A. Donald    |
| LG 76 | R. Saffold    | OLB 94 | R. Quinn     |
| C 65  | J. Sullivan   | OLB 98 | C. Barwin    |
| RG 68 | J. Brown      | ILB 52 | A. Ogletree  |
| RT 79 | R. Havenstein | ILB 26 | M. Barron    |
| WR 12 | S. Watkins    | LCB 22 | T. Johnson   |
| WR 17 | R. Woods      | RCB 21 | K. Webster   |
| QB 16 | J. Goff       | SS 31  | M. Alexander |
| RB 30 | T. Gurley II  | FS 38  | C. Davis     |

### DALLAS COWBOYS

|       |              |        |              |
|-------|--------------|--------|--------------|
| WR 88 | D. Bryant    | DE 90  | D. Lawrence  |
| LT 77 | T. Smith     | DT 96  | M. Collins   |
| LG 64 | J. Cooper    | DT 55  | S. Paea      |
| C 72  | T. Frederick | DE 98  | T. Crawford  |
| RG 70 | Z. Martin    | SLB 57 | D. Wilson    |
| RT 71 | L. Collins   | WLB 52 | J. Durant    |
| TE 82 | J. Witten    | MLB 54 | J. Smith     |
| TE 84 | J. Hanna     | CB 30  | A. Brown     |
| WR 83 | T. Williams  | CB 32  | O. Scandrick |
| QB 4  | D. Prescott  | SS 38  | J. Heath     |
| RB 21 | E. Elliot    | FS 31  | B. Jones     |

**LOS ANGELES SUBSTITUTIONS:** K 4 G. Zuerlein, P 6 J. Hekker, WR 10 P. Cooper, WR 11 T. Austin, WR 18 C. Kupp, CB 23 N. Robey-Coleman DB 24 B. Countess, CB 32 T. Hill, RB 34 M. Brown, S 41 M. Christian, S 43 J. Johnson III, LS 44 J. McQuaide, OLB 50 S. Ebukam, LB 54 B. Hager, OLB 58 C. Littleton, T 63 D. Williams, C 66 A. Blythe, TE 81 Gerald Everett, WR 83 J. Reynolds, DE 93 E. Westbrook, DT 95 T. Walker, DE 96 M. Longacre, DE 97 M. Fox

**LOS ANGELES DID NOT PLAY** QB 14 S. Mannion

**LOS ANGELES INACTIVES:** QB 8 B. Allen, S 20 L. Joyner, RB 33 J. Davis, CB 36 D. Hatfield, OLB 51 E. Price, T 64 A. Donnal, T 73 C. Lucas

## SCORING SUMMARY

|                                 | 1 | 2  | 3  | 4 | OT | TOTAL | FIELD GOALS                              |
|---------------------------------|---|----|----|---|----|-------|--|
| <b>VISITOR</b> Los Angeles Rams | 3 | 13 | 10 | 9 | -  | 35    | (49), (44), (44), (30), (28), (43), (33) |
| <b>HOME</b> Dallas Cowboys      | 3 | 21 | 0  | 6 | -  | 30    | (34)                                     |

| TEAM    | Qtr | Time  | Play (Extra Point) (Drive Info)                                       | Visitor | Home |
|---------|-----|-------|---|---------|------|
| Cowboys | 1   | 11:30 | D. Bailey 34 yd. Field Goal (7-64, 3:30)                              | 0       | 3    |
| Rams    | 1   | 7:07  | G. Zuerlein 49 yd. Field Goal (9-53, 4:23)                            | 3       | 3    |
| Cowboys | 2   | 14:05 | E. Elliot 10 yd. pass from D. Prescott (D. Bailey kick) (15-81, 8:02) | 3       | 10   |
| Rams    | 2   | 12:39 | G. Zuerlein 44 yd. Field Goal (5-9, 1:26)                             | 6       | 10   |
| Cowboys | 2   | 10:53 | E. Elliot 1 yd. run (4-75, 1:46)                                      | 6       | 17   |
| Rams    | 2   | 6:33  | C. Kupp 7 yd pass from J. Goff (G. Zuerlein kick) (5-18, 1:56)        | 13      | 17   |
| Cowboys | 2   | 1:51  | B. Butler 10 yd. pass from D. Prescott (D. Bailey kick) (9-75, 4:42)  | 13      | 24   |
| Rams    | 2   | 0:00  | G. Zuerlein 44 yd. Field Goal (8-49, 1:51)                            | 16      | 24   |
| Rams    | 3   | 7:26  | G. Zuerlein 30 yd. Field Goal (8-54, 3:15)                            | 19      | 24   |
| Rams    | 3   | 2:59  | T. Gurley 53 yd. pass from J. Goff (G. Zuerlein kick) (4-90, 1:59)    | 26      | 24   |
| Rams    | 4   | 11:56 | G. Zuerlein 28 yd. Field Goal (11-78, 4:26)                           | 29      | 24   |
| Rams    | 4   | 9:41  | G. Zuerlein 43 yd. Field Goal (8-54, 3:15)                            | 32      | 24   |
| Cowboys | 4   | 7:11  | J. Hana 28 yd. pass from D. Prescott (pass failed) (5-75, 2:30)       | 32      | 30   |
| Rams    | 4   | 1:55  | G. Zuerlein 33 yd. Field Goal (12-68, 5:16)                           | 35      | 30   |



# FINAL TEAM STATISTICS

|  | RAMS            | COWBOYS         |                                       | RAMS           | COWBOYS         |
|--|-----------------|-----------------|---------------------------------------|----------------|-----------------|
| <b>TOTAL FIRST DOWNS</b>                     | <b>24</b>       | <b>22</b>       | <b>FGs - PATs Had Blocked</b>         | <b>0-0</b>     | <b>0-0</b>      |
| By Rushing                                   | 9               | 9               | Net Punting Average                   | 54.0           | 40.3            |
| By Passing                                   | 14              | 12              | <b>TOTAL RETURN YARDAGE (W/O KOR)</b> | <b>24</b>      | <b>0</b>        |
| By Penalty                                   | 1               | 1               | No. and Yards Punt Returns            | 3-20           | 1-0             |
| <b>THIRD DOWN EFFICIENCY</b>                 | <b>5-13-38%</b> | <b>7-14-50%</b> | No. and Yards Kickoff Returns         | 4-123          | 3-78            |
| <b>FOURTH DOWN EFFICIENCY</b>                | <b>0-0-0%</b>   | <b>1-2-50%</b>  | No. and Yards Interception Returns    | 1-4            | 0-0             |
| <b>TOTAL NET YARDS</b>                       | <b>412</b>      | <b>440</b>      | <b>PENALTIES Number and Yards</b>     | <b>7-41</b>    | <b>4-45</b>     |
| Total Offensive Plays                        | 68              | 65              | <b>FUMBLES Number and Lost</b>        | <b>1-0</b>     | <b>1-1</b>      |
| Average gain per offensive play              | 6.1             | 6.8             | <b>TOUCHDOWNS</b>                     | <b>2</b>       | <b>4</b>        |
| <b>NET YARDS RUSHING</b>                     | <b>168</b>      | <b>189</b>      | Rushing                               | 0              | 1               |
| Total Rushing Plays                          | 31              | 27              | Passing                               | 2              | 3               |
| Average gain per rushing play                | 5.4             | 7.0             | Returns                               | 0              | 0               |
| Tackles for a loss-number and yards          | 6-12            | 1-1             | <b>EXTRA POINTS Made-Attempts</b>     | <b>2-2</b>     | <b>3-4</b>      |
| <b>NET YARDS PASSING</b>                     | <b>244</b>      | <b>251</b>      | Kicking Made-Attempts                 | 2-2            | 3-3             |
| Times thrown - yards lost attempting to pass | 1-11            | 2-1             | <b>FIELD GOALS Made-Attempts</b>      | <b>7-7</b>     | <b>1-1</b>      |
| Gross yards passing                          | 255             | 252             | <b>RED ZONE EFFICIENCY</b>            | <b>1-4-25%</b> | <b>3-4-75%</b>  |
| <b>PASS ATTEMPTS-COMP-HAD INT</b>            | <b>36-21-0</b>  | <b>36-20-1</b>  | <b>GOAL TO GO EFFICIENCY</b>          | <b>1-2-50%</b> | <b>1-1-100%</b> |
| Avg gain per pass play                       | 6.6             | 6.6             | <b>SAFETIES</b>                       | <b>0</b>       | <b>0</b>        |
| <b>KICKOFFS Number-In End Zone-TBs</b>       | <b>9-9-6</b>    | <b>6-5-2</b>    | <b>FINAL SCORE</b>                    | <b>35</b>      | <b>30</b>       |
| <b>PUNTS Number and Average</b>              | <b>2-54.0</b>   | <b>3-47.5</b>   | <b>TIME OF POSSESSION</b>             | <b>30:32</b>   | <b>29:28</b>    |
| Had Blocked                                  | 0               | 0               |                                       |                |                 |

# FINAL INDIVIDUAL STATISTICS

| LOS ANGELES RAMS       |           |            |             |             |              |               |           |             |            | DALLAS COWBOYS       |           |            |             |             |              |               |           |             |            |
|------------------------|-----------|------------|-------------|-------------|--------------|---------------|-----------|-------------|------------|----------------------|-----------|------------|-------------|-------------|--------------|---------------|-----------|-------------|------------|
| <b>RUSHING</b>         |           | <b>ATT</b> | <b>YDS</b>  | <b>AVG</b>  | <b>LG</b>    | <b>TD</b>     |           |             |            | <b>RUSHING</b>       |           | <b>ATT</b> | <b>YDS</b>  | <b>AVG</b>  | <b>LG</b>    | <b>TD</b>     |           |             |            |
| T. Gurley II           | 23        | 121        | 5.3         | 17          | 0            |               |           |             |            | E. Elliot            | 21        | 85         | 4.0         | 16          | 1            |               |           |             |            |
| T. Austin              | 6         | 48         | 8.0         | 14          | 0            |               |           |             |            | A. Morris            | 2         | 76         | 38.0        | 70          | 0            |               |           |             |            |
| M. Brown               | 1         | 0          | 0.0         | 0           | 0            |               |           |             |            | D. Prescott          | 3         | 25         | 8.3         | 12          | 0            |               |           |             |            |
| J. Goff                | 1         | -1         | -1.0        | -1          | 0            |               |           |             |            | R. Switzer           | 1         | 3          | 3.0         | 3           | 0            |               |           |             |            |
| <b>Total</b>           | <b>31</b> | <b>168</b> | <b>5.4</b>  | <b>17</b>   | <b>0</b>     |               |           |             |            | <b>Total</b>         | <b>27</b> | <b>189</b> | <b>7.0</b>  | <b>70</b>   | <b>1</b>     |               |           |             |            |
| <b>PASSING</b>         |           | <b>ATT</b> | <b>CMP</b>  | <b>YDS</b>  | <b>SK/YD</b> | <b>TD</b>     | <b>LG</b> | <b>IN</b>   | <b>RT.</b> | <b>PASSING</b>       |           | <b>ATT</b> | <b>CMP</b>  | <b>YDS</b>  | <b>SK/YD</b> | <b>TD</b>     | <b>LG</b> | <b>IN</b>   | <b>RT.</b> |
| J. Goff                | 36        | 21         | 255         | 1/11        | 2            | 53t           | 0         | 98.7        |            | D. Prescott          | 36        | 20         | 252         | 2/1         | 3            | 36            | 1         | 93.8        |            |
| <b>Total</b>           | <b>36</b> | <b>21</b>  | <b>255</b>  | <b>1/11</b> | <b>2</b>     | <b>53t</b>    | <b>0</b>  | <b>98.7</b> |            | <b>Total</b>         | <b>36</b> | <b>20</b>  | <b>252</b>  | <b>2/1</b>  | <b>3</b>     | <b>36</b>     | <b>1</b>  | <b>93.8</b> |            |
| <b>RECEIVING</b>       |           | <b>NO</b>  | <b>YDS</b>  | <b>AVG</b>  | <b>LG</b>    | <b>TD</b>     |           |             |            | <b>RECEIVING</b>     |           | <b>NO</b>  | <b>YDS</b>  | <b>AVG</b>  | <b>LG</b>    | <b>TD</b>     |           |             |            |
| T. Gurley II           | 7         | 94         | 13.4        | 53t         | 1            |               |           |             |            | D. Bryant            | 5         | 98         | 19.6        | 36          | 0            |               |           |             |            |
| C. Kupp                | 5         | 60         | 12.0        | 24          | 1            |               |           |             |            | E. Elliot            | 4         | 54         | 13.5        | 31          | 1            |               |           |             |            |
| T. Higbee              | 3         | 47         | 15.7        | 29          | 0            |               |           |             |            | T. Williams          | 4         | 34         | 8.5         | 13          | 0            |               |           |             |            |
| R. Woods               | 2         | 17         | 8.5         | 19          | 0            |               |           |             |            | C. Beasley           | 3         | 17         | 5.7         | 12          | 0            |               |           |             |            |
| S. Watkins             | 1         | 17         | 17.0        | 17          | 0            |               |           |             |            | B. Butler            | 2         | 12         | 6.0         | 10t         | 1            |               |           |             |            |
| M. Brown               | 1         | 14         | 14.0        | 14          | 0            |               |           |             |            | J. Hanna             | 1         | 28         | 28.0        | 28t         | 1            |               |           |             |            |
| G. Everett             | 1         | 8          | 8.0         | 8           | 0            |               |           |             |            | J. Witten            | 1         | 9          | 9.0         | 9           | 0            |               |           |             |            |
| T. Austin              | 1         | -2         | -2.0        | -2          | 0            |               |           |             |            | <b>Total</b>         | <b>20</b> | <b>252</b> | <b>12.6</b> | <b>36</b>   | <b>3</b>     |               |           |             |            |
| <b>Total</b>           | <b>21</b> | <b>255</b> | <b>12.1</b> | <b>53t</b>  | <b>2</b>     |               |           |             |            | <b>INTERCEPTIONS</b> | <b>NO</b> | <b>YDS</b> | <b>AVG</b>  | <b>LG</b>   | <b>TD</b>    |               |           |             |            |
|                        |           |            |             |             |              |               |           |             |            | <b>Total</b>         | <b>0</b>  | <b>0</b>   | <b>0.0</b>  | <b>0</b>    | <b>0</b>     |               |           |             |            |
| <b>INTERCEPTIONS</b>   |           | <b>NO</b>  | <b>YDS</b>  | <b>AVG</b>  | <b>LG</b>    | <b>TD</b>     |           |             |            | <b>PUNTING</b>       |           | <b>NO</b>  | <b>YDS</b>  | <b>AVG</b>  | <b>NET</b>   | <b>TB/120</b> | <b>LG</b> |             |            |
| M. Barron              | 1         | 4          | 4.0         | 4           | 0            |               |           |             |            | C. Jones             | 3         | 141        | 47.0        | 40.3        | 0/1          | 55            |           |             |            |
| <b>Total</b>           | <b>1</b>  | <b>4</b>   | <b>4.0</b>  | <b>4</b>    | <b>0</b>     |               |           |             |            | <b>Total</b>         | <b>3</b>  | <b>141</b> | <b>47.0</b> | <b>40.3</b> | <b>0/1</b>   | <b>55</b>     |           |             |            |
| <b>PUNTING</b>         |           | <b>NO</b>  | <b>YDS</b>  | <b>AVG</b>  | <b>NET</b>   | <b>TB/120</b> | <b>LG</b> |             |            |                      |           |            |             |             |              |               |           |             |            |
| J. Hekker              | 2         | 108        | 54.0        | 54.0        | 0/2          | 62            |           |             |            |                      |           |            |             |             |              |               |           |             |            |
| <b>Total</b>           | <b>2</b>  | <b>108</b> | <b>54.0</b> | <b>54.0</b> | <b>0/2</b>   | <b>62</b>     |           |             |            |                      |           |            |             |             |              |               |           |             |            |
| <b>PUNT RETURNS</b>    |           | <b>NO</b>  | <b>YDS</b>  | <b>AVG</b>  | <b>FC</b>    | <b>LG</b>     | <b>TD</b> |             |            |                      |           |            |             |             |              |               |           |             |            |
| T. Austin              | 3         | 20         | 6.7         | 0           | 7            | 0             |           |             |            |                      |           |            |             |             |              |               |           |             |            |
| <b>Total</b>           | <b>3</b>  | <b>20</b>  | <b>6.7</b>  | <b>0</b>    | <b>7</b>     | <b>0</b>      |           |             |            |                      |           |            |             |             |              |               |           |             |            |
| <b>KICKOFF RETURNS</b> |           | <b>NO</b>  | <b>YDS</b>  | <b>AVG</b>  | <b>FC</b>    | <b>LG</b>     | <b>TD</b> |             |            |                      |           |            |             |             |              |               |           |             |            |
| P. Cooper              | 4         | 123        | 30.8        | 0           | 66           | 0             |           |             |            |                      |           |            |             |             |              |               |           |             |            |
| [TOUCHBACK]            | 2         | 0          | 0.0         | 0           | 0            | 0             |           |             |            |                      |           |            |             |             |              |               |           |             |            |
| <b>Total</b>           | <b>4</b>  | <b>123</b> | <b>30.8</b> | <b>0</b>    | <b>66</b>    | <b>0</b>      |           |             |            |                      |           |            |             |             |              |               |           |             |            |
| <b>KICKOFF RETURNS</b> |           | <b>NO</b>  | <b>YDS</b>  | <b>AVG</b>  | <b>FC</b>    | <b>LG</b>     | <b>TD</b> |             |            |                      |           |            |             |             |              |               |           |             |            |
| R. Switzer             | 3         | 78         | 26.0        | 0           | 28           | 0             |           |             |            |                      |           |            |             |             |              |               |           |             |            |
| [TOUCHBACK]            | 6         | 0          | 0.0         | 0           | 0            | 0             |           |             |            |                      |           |            |             |             |              |               |           |             |            |
| <b>Total</b>           | <b>3</b>  | <b>78</b>  | <b>26.0</b> | <b>0</b>    | <b>28</b>    | <b>0</b>      |           |             |            |                      |           |            |             |             |              |               |           |             |            |

# DEFENSIVE STATISTICS (BASED ON COACHES' FILM REVIEW)

| PLAYER           | T  | S | A | S-YDS | I-YDS | PD | FF | FR | PLAYER       | T         | S         | A         | S-YDS          | I-YDS      | PD       | FF       | FR       |
|------------------|----|---|---|-------|-------|----|----|----|--------------|-----------|-----------|-----------|----------------|------------|----------|----------|----------|
| A. Ogletree      | 11 | 8 | 3 | 0-0   | 0-0   | 0  | 0  | 0  | E. Westbrook | 3         | 1         | 2         | 0-0            | 0-0        | 0        | 0        | 0        |
| M. Barron        | 8  | 7 | 1 | 0-0   | 1-4   | 1  | 0  | 0  | M. Longacre  | 3         | 2         | 1         | 0-0            | 0-0        | 0        | 0        | 0        |
| K. Webster       | 7  | 6 | 1 | 0-0   | 0-0   | 0  | 0  | 0  | M. Alexander | 2         | 1         | 1         | 0-0            | 0-0        | 0        | 0        | 0        |
| N. Robey-Coleman | 5  | 3 | 2 | 0-0   | 0-0   | 0  | 0  | 0  | R. Quinn     | 2         | 1         | 1         | 0-0            | 0-0        | 0        | 0        | 0        |
| M. Brockers      | 5  | 3 | 2 | 1.0-1 | 0-0   | 2  | 0  | 0  | M. Fox       | 2         | 1         | 1         | 0-0            | 0-0        | 0        | 0        | 0        |
| A. Donald        | 5  | 2 | 3 | 0-0   | 0-0   | 0  | 0  | 0  | C. Barwin    | 2         | 1         | 1         | 1.0-0          | 0-0        | 0        | 0        | 0        |
| T. Johnson       | 4  | 4 | 0 | 0-0   | 0-0   | 2  | 0  | 0  | S. Ebukam    | 1         | 0         | 1         | 0-0            | 0-0        | 0        | 0        | 0        |
| C. Davis         | 3  | 1 | 2 | 0-0   | 0-0   | 0  | 0  | 0  | T. Walker    | 1         | 0         | 1         | 0-0            | 0-0        | 0        | 0        | 0        |
| J. Johnson III   | 3  | 3 | 0 | 0-0   | 0-0   | 0  | 0  | 0  | <b>TOTAL</b> | <b>70</b> | <b>46</b> | <b>24</b> | <b>2.0-1.0</b> | <b>1-4</b> | <b>5</b> | <b>0</b> | <b>0</b> |
| T. Smart         | 3  | 2 | 1 | 0-0   | 0-0   | 0  | 0  | 0  |              |           |           |           |                |            |          |          |          |




**WEATHER: Sunny, 78 degrees - ATTENDANCE: 60,745 - TIME: 3:08**

The Rams fell to 3-2 on the season at the hands of the Seattle Seahawks by a score of 16-10. After a scoreless first quarter, the teams went into the locker room knotted up at 10-10 at halftime. L.A. committed five turnovers in the contest and finished -3 in the turnover margin. QB Jared Goff threw two interceptions in the contest, doubling his season total heading into the game, he finished 22-of-47 for 288 yards and a 48.9 QB rating, in addition to being sacked twice. RB Todd Gurley II rushed for 43 yards on 14 attempts while TE Tyler Higbee had a career-best 98 yards receiving on four receptions. In his first professional start, rookie S John Johnson III recorded his first-career interception, picking off Seahawks QB Russell Wilson and returning it 69 yards. S Cody Davis also recorded an interception in the contest, his first of the season and second of his career. The Rams defensive unit sacked Wilson three times in the game, with LB Alec Ogletree and OLBs Matt Longacre and Robert Quinn each tallying a sack in the contest. K Greg Zuerlein missed his first FG of the season, booting a 36-yard attempt wide right. P Johnny Hekker punted the ball three times for 136 yards and a 42.0 net average. Despite out gaining the Seahawks by 134 yards, L.A. couldn't overcome five turnovers. WR/PR Tavon Austin fumbled the football twice, losing one while Goff and Gurley each lost one fumble.

### STARTING LINEUPS

#### SEATTLE SEAHAWKS

|       |               |        |               |
|-------|---------------|--------|---------------|
| WR 89 | D. Baldwin    | LDE 72 | M. Bennett    |
| LT 70 | R. Odhiambo   | LDT 90 | J. Reed       |
| LG 78 | L. Joeckel    | RDT 91 | S. Richardson |
| C 68  | J. Britt      | RDE 55 | F. Clark      |
| RG 75 | O. Aboushi    | MLB 54 | B. Wagner     |
| RT 76 | G. Ifedi      | OLB 50 | K. Wright     |
| TE 88 | J. Graham     | LCB 25 | R. Sherman    |
| WR 10 | P. Richardson | CB 28  | J. Coleman    |
| WR 16 | T. Lockett    | RCB 26 | S. Griffin    |
| QB 3  | R. Wilson     | SS 31  | K. Chancellor |
| RB 27 | E. Lacy       | FS 29  | E. Thomas     |

#### LOS ANGELES RAMS

|       |               |        |                  |
|-------|---------------|--------|------------------|
| WR 11 | T. Austin     | NT 90  | M. Brockers      |
| TE 89 | T. Higbee     | DT 99  | A. Donald        |
| LT 77 | A. Whitworth  | OLB 94 | R. Quinn         |
| LG 76 | R. Saffold    | OLB 98 | C. Barwin        |
| C 65  | J. Sullivan   | OLB 58 | C. Littleton     |
| RG 68 | J. Brown      | ILB 52 | A. Ogletree      |
| RT 79 | R. Havenstein | ILB 26 | M. Barron        |
| WR 12 | S. Watkins    | LCB 22 | T. Johnson       |
| WR 17 | R. Woods      | CB 23  | N. Robey-Coleman |
| QB 16 | J. Goff       | RCB 21 | K. Webster       |
| RB 30 | T. Gurley II  | SS 43  | J. Johnson III   |

**LOS ANGELES SUBSTITUTIONS:** K 4 G. Zuerlein, P 6 J. Hekker, WR 10 P. Cooper, WR 18 C. Kupp, DB 24 B. Countess, CB 32 T. Hill, RB 34 M. Brown, DB 36 D. Hatfield, S 38 Co. Davis, S 41 M. Christian, LS 44 J. McQuaide, OLB 50 S. Ebukam, LB 54 B. Hager, T 63 D. Williams, C 66 A. Blythe, TE 81 Gerald Everett, WR 83 J. Reynolds, TE 86 D. Carrier, DT 92 T. Smart, DE 93 E. Westbrooks, DT 95 T. Walker, DE 96 M. Longacre, DE 97 M. Fox

**LOS ANGELES DID NOT PLAY** QB 14 S. Mannion

**LOS ANGELES INACTIVES:** QB 8 B. Allen, S 20 L. Joyner, S 31 M. Alexander, RB 33 J. Davis, OLB 51 E. Price, T 64 A. Donnal, T 73 C. Lucas

### SCORING SUMMARY

|                                 | 1 | 2  | 3 | 4 | OT | TOTAL | FIELD GOALS      |
|---------------------------------|---|----|---|---|----|-------|------------------|
| <b>VISITOR</b> Seattle Seahawks | 0 | 10 | 3 | 3 | -  | 16    | (48), (49), (35) |
| <b>HOME</b> Los Angeles Rams    | 0 | 10 | 0 | 0 | -  | 10    | (35), 36WR       |

| TEAM     | Qtr | Time  | Play (Extra Point) (Drive Info)                                   | Visitor | Home |
|----------|-----|-------|---|---------|------|
| Rams     | 2   | 14:13 | T. Austin 27 yd. run (G. Zuerlein kick) (10-79, 3:57)             | 0       | 7    |
| Rams     | 2   | 9:29  | G. Zuerlein 35 yd. Field Goal (4-2, 0:56)                         | 0       | 10   |
| Seahawks | 2   | 1:55  | J. Graham 4 yd. pass from R. Wilson (B. Walsh kick) (15-75, 7:34) | 7       | 10   |
| Seahawks | 2   | 0:00  | B. Walsh 48 yd. Field Goal (9-46, 1:28)                           | 10      | 10   |
| Seahawks | 3   | 5:41  | B. Walsh 49 yd. Field Goal (9-43, 4:13)                           | 13      | 10   |
| Seahawks | 4   | 1:09  | B. Walsh 35 yd. Field Goal (4-3, 1:37)                            | 16      | 10   |



## FINAL TEAM STATISTICS

|  | SEAHAWKS | RAMS     |                                       | SEAHAWKS | RAMS   |
|--|----------|----------|---------------------------------------|----------|--------|
| <b>TOTAL FIRST DOWNS</b>                     | 15       | 21       | <b>FGs - PATs Had Blocked</b>         | 0-0      | 0-0    |
| By Rushing                                   | 3        | 4        | Net Punting Average                   | 39.5     | 42.0   |
| By Passing                                   | 11       | 14       | <b>TOTAL RETURN YARDAGE (W/O KOR)</b> | 34       | 69     |
| By Penalty                                   | 1        | 3        | No. and Yards Punt Returns            | 1-10     | 2-0    |
| <b>THIRD DOWN EFFICIENCY</b>                 | 8-17-47% | 8-15-53% | No. and Yards Kickoff Returns         | 1-13     | 2-52   |
| <b>FOURTH DOWN EFFICIENCY</b>                | 0-0-0%   | 0-1-0%   | No. and Yards Interception Returns    | 2-24     | 2-69   |
| <b>TOTAL NET YARDS</b>                       | 241      | 375      | <b>PENALTIES Number and Yards</b>     | 7-40     | 5-45   |
| Total Offensive Plays                        | 66       | 71       | <b>FUMBLES Number and Lost</b>        | 0-0      | 4-3    |
| Average gain per offensive play              | 3.7      | 5.3      | <b>TOUCHDOWNS</b>                     | 1        | 1      |
| <b>NET YARDS RUSHING</b>                     | 62       | 100      | Rushing                               | 0        | 1      |
| Total Rushing Plays                          | 25       | 22       | Passing                               | 1        | 0      |
| Average gain per rushing play                | 2.5      | 4.5      | Returns                               | 0        | 0      |
| Tackles for a loss-number and yards          | 3-8      | 4-14     | <b>EXTRA POINTS Made-Attempts</b>     | 1-1      | 1-1    |
| <b>NET YARDS PASSING</b>                     | 179      | 275      | Kicking Made-Attempts                 | 1-1      | 1-1    |
| Times thrown - yards lost attempting to pass | 3-19     | 2-13     | <b>FIELD GOALS Made-Attempts</b>      | 3-3      | 1-2    |
| Gross yards passing                          | 198      | 288      | <b>RED ZONE EFFICIENCY</b>            | 1-3-33%  | 0-4-0% |
| <b>PASS ATTEMPTS-COMP-HAD INT</b>            | 38-24-2  | 47-22-2  | <b>GOAL TO GO EFFICIENCY</b>          | 1-1-100% | 0-0-0% |
| Avg gain per pass play                       | 4.4      | 5.6      | <b>SAFETIES</b>                       | 0        | 0      |
| <b>KICKOFFS Number-In End Zone-TBs</b>       | 4-2-1    | 3-2-2    | <b>FINAL SCORE</b>                    | 16       | 10     |
| <b>PUNTS Number and Average</b>              | 6-39.5   | 3-45.3   | <b>TIME OF POSSESSION</b>             | 31:16    | 28:44  |
| Had Blocked                                  | 0        | 0        |                                       |          |        |

## FINAL INDIVIDUAL STATISTICS

| SEATTLE SEAHAWKS       |           |            |             |             |            |           | LOS ANGELES RAMS |             |                        |            |            |             |             |            |           |          |             |
|------------------------|-----------|------------|-------------|-------------|------------|-----------|------------------|-------------|------------------------|------------|------------|-------------|-------------|------------|-----------|----------|-------------|
| <b>RUSHING</b>         | ATT       | YDS        | AVG         | LG          | TD         |           | <b>RUSHING</b>   | ATT         | YDS                    | AVG        | LG         | TD          |             |            |           |          |             |
| T. Rawls               | 8         | 20         | 2.5         | 7           | 0          |           | T. Gurley II     | 14          | 43                     | 3.1        | 11         | 0           |             |            |           |          |             |
| E. Lacy                | 9         | 19         | 2.1         | 6           | 0          |           | T. Austin        | 6           | 27                     | 4.5        | 27t        | 1           |             |            |           |          |             |
| R. Wilson              | 5         | 16         | 3.2         | 9           | 0          |           | J. Goff          | 1           | 22                     | 22.0       | 22         | 0           |             |            |           |          |             |
| T. Lockett             | 1         | 7          | 7.0         | 7           | 0          |           | R. Woods         | 1           | 8                      | 8.0        | 8          | 0           |             |            |           |          |             |
| J. McKissic            | 2         | 0          | 0.0         | 0           | 0          |           | <b>Total</b>     | <b>22</b>   | <b>100</b>             | <b>4.5</b> | <b>27t</b> | <b>1</b>    |             |            |           |          |             |
| <b>Total</b>           | <b>25</b> | <b>62</b>  | <b>2.5</b>  | <b>9</b>    | <b>0</b>   |           |                  |             |                        |            |            |             |             |            |           |          |             |
| <b>PASSING</b>         | ATT       | CMP        | YDS         | SK/YD       | TD         | LG        | IN               | RT.         | <b>PASSING</b>         | ATT        | CMP        | YDS         | SK/YD       | TD         | LG        | IN       | RT.         |
| R. Wilson              | 37        | 24         | 198         | 3/19        | 1          | 21        | 1                | 76.2        | J. Goff                | 47         | 22         | 288         | 2/13        | 0          | 35        | 2        | 48.9        |
| T. McEvoy              | 1         | 0          | 0           | 0/0         | 0          | 0         | 1                | 0.0         | <b>Total</b>           | <b>47</b>  | <b>22</b>  | <b>288</b>  | <b>2/13</b> | <b>0</b>   | <b>35</b> | <b>2</b> | <b>48.9</b> |
| <b>Total</b>           | <b>38</b> | <b>24</b>  | <b>198</b>  | <b>3/19</b> | <b>1</b>   | <b>21</b> | <b>2</b>         | <b>63.3</b> |                        |            |            |             |             |            |           |          |             |
| <b>RECEIVING</b>       | NO        | YDS        | AVG         | LG          | TD         |           |                  |             | <b>RECEIVING</b>       | NO         | YDS        | AVG         | LG          | TD         |           |          |             |
| J. Graham              | 6         | 37         | 6.2         | 9           | 1          |           |                  |             | R. Woods               | 5          | 66         | 13.2        | 20          | 0          |           |          |             |
| D. Baldwin             | 4         | 37         | 9.3         | 15          | 0          |           |                  |             | T. Higbee              | 4          | 98         | 24.5        | 35          | 0          |           |          |             |
| J. McKissic            | 3         | 36         | 12.0        | 21          | 0          |           |                  |             | C. Kupp                | 3          | 44         | 14.7        | 19          | 0          |           |          |             |
| P. Richardson          | 3         | 35         | 11.7        | 14          | 0          |           |                  |             | T. Austin              | 3          | 14         | 4.7         | 9           | 0          |           |          |             |
| T. Lockett             | 3         | 26         | 8.7         | 12          | 0          |           |                  |             | M. Brown               | 2          | 29         | 14.5        | 16          | 0          |           |          |             |
| T. Rawls               | 2         | 15         | 7.5         | 14          | 0          |           |                  |             | P. Cooper              | 2          | 22         | 11.0        | 19          | 0          |           |          |             |
| N. Vannett             | 2         | 3          | 1.5         | 3           | 0          |           |                  |             | T. Gurley              | 2          | 7          | 3.5         | 6           | 0          |           |          |             |
| E. Lacy                | 1         | 9          | 9.0         | 9           | 0          |           |                  |             | G. Everett             | 1          | 8          | 8.0         | 8           | 0          |           |          |             |
| <b>Total</b>           | <b>24</b> | <b>198</b> | <b>8.3</b>  | <b>21</b>   | <b>1</b>   |           |                  |             | <b>Total</b>           | <b>22</b>  | <b>288</b> | <b>13.1</b> | <b>35</b>   | <b>0</b>   |           |          |             |
| <b>INTERCEPTIONS</b>   | NO        | YDS        | AVG         | LG          | TD         |           |                  |             | <b>INTERCEPTIONS</b>   | NO         | YDS        | AVG         | LG          | TD         |           |          |             |
| E. Thomas              | 1         | 19         | 19.0        | 19          | 0          |           |                  |             | J. Johnson III         | 1          | 69         | 69.0        | 69          | 0          |           |          |             |
| S. Richardson          | 1         | 5          | 5.0         | 5           | 0          |           |                  |             | M. Barron              | 1          | 0          | 0.0         | 0           | 0          |           |          |             |
| <b>Total</b>           | <b>2</b>  | <b>24</b>  | <b>12.0</b> | <b>19</b>   | <b>0</b>   |           |                  |             | <b>Total</b>           | <b>2</b>   | <b>69</b>  | <b>34.5</b> | <b>69</b>   | <b>0</b>   |           |          |             |
| <b>PUNTING</b>         | NO        | YDS        | AVG         | NET         | TB/120     | LG        |                  |             | <b>PUNTING</b>         | NO         | YDS        | AVG         | NET         | TB/120     | LG        |          |             |
| J. Ryan                | 6         | 237        | 39.5        | 39.5        | 0/2        | 44        |                  |             | J. Hekker              | 3          | 136        | 45.3        | 42.0        | 0/0        | 62        |          |             |
| <b>Total</b>           | <b>6</b>  | <b>237</b> | <b>39.5</b> | <b>39.5</b> | <b>0/2</b> | <b>44</b> |                  |             | <b>Total</b>           | <b>3</b>   | <b>136</b> | <b>45.3</b> | <b>42.0</b> | <b>0/0</b> | <b>62</b> |          |             |
| <b>PUNT RETURNS</b>    | NO        | YDS        | AVG         | FC          | LG         | TD        |                  |             | <b>PUNT RETURNS</b>    | NO         | YDS        | AVG         | FC          | LG         | TD        |          |             |
| T. Lockett             | 1         | 10         | 10.0        | 0           | 10         | 0         |                  |             | T. Austin              | 2          | 0          | 0.0         | 0           | 0          | 0         |          |             |
| [OUT OF BOUNDS]        | 1         | 0          | 0.0         | 0           | 0          | 0         |                  |             | C. Kupp                | 0          | 0          | 0.0         | 2           | 0          | 0         |          |             |
| <b>Total</b>           | <b>1</b>  | <b>10</b>  | <b>10.0</b> | <b>0</b>    | <b>10</b>  | <b>0</b>  |                  |             | <b>Total</b>           | <b>2</b>   | <b>0</b>   | <b>0.0</b>  | <b>2</b>    | <b>0</b>   | <b>0</b>  |          |             |
| <b>KICKOFF RETURNS</b> | NO        | YDS        | AVG         | FC          | LG         | TD        |                  |             | <b>KICKOFF RETURNS</b> | NO         | YDS        | AVG         | FC          | LG         | TD        |          |             |
| E. Pocic               | 1         | 13         | 13.0        | 0           | 13         | 0         |                  |             | P. Cooper              | 2          | 52         | 26.0        | 0           | 31         | 0         |          |             |
| [TOUCHBACK]            | 2         | 0          | 0.0         | 0           | 0          | 0         |                  |             | [OUT OF BOUNDS]        | 1          | 0          | 0.0         | 0           | 0          | 0         |          |             |
| <b>Total</b>           | <b>1</b>  | <b>13</b>  | <b>13.0</b> | <b>0</b>    | <b>13</b>  | <b>0</b>  |                  |             | [TOUCHBACK]            | 1          | 0          | 0.0         | 0           | 0          | 0         |          |             |
|                        |           |            |             |             |            |           |                  |             | <b>Total</b>           | <b>2</b>   | <b>52</b>  | <b>26.0</b> | <b>0</b>    | <b>31</b>  | <b>0</b>  |          |             |

## DEFENSIVE STATISTICS (BASED ON COACHES' FILM REVIEW)

| PLAYER           | T  | S  | A | S-YDS | I-YDS | PD | FF | FR | PLAYER        | T         | S         | A         | S-YDS           | I-YDS       | PD       | FF       | FR       |
|------------------|----|----|---|-------|-------|----|----|----|---------------|-----------|-----------|-----------|-----------------|-------------|----------|----------|----------|
| M. Barron        | 18 | 14 | 4 | 0-0   | 0-0   | 1  | 0  | 0  | M. Longacre   | 3         | 2         | 1         | 1.0-5           | 0-0         | 0        | 0        | 0        |
| C. Davis         | 7  | 3  | 4 | 0-0   | 1-0   | 2  | 0  | 0  | C. Littleton  | 2         | 2         | 0         | 0-0             | 0-0         | 0        | 0        | 0        |
| A. Ogletree      | 7  | 3  | 4 | 1.0-6 | 0-0   | 0  | 0  | 0  | M. Fox        | 2         | 2         | 0         | 0-0             | 0-0         | 0        | 0        | 0        |
| N. Robey-Coleman | 6  | 5  | 1 | 0-0   | 0-0   | 0  | 0  | 0  | C. Barwin     | 2         | 1         | 1         | 0-0             | 0-0         | 0        | 0        | 0        |
| J. Johnson III   | 6  | 2  | 4 | 0-0   | 1-69  | 0  | 0  | 0  | B. Countess   | 1         | 1         | 0         | 0-0             | 0-0         | 0        | 0        | 0        |
| A. Donald        | 6  | 3  | 3 | 0-0   | 0-0   | 0  | 0  | 0  | M. Christian  | 1         | 1         | 0         | 0-0             | 0-0         | 0        | 0        | 0        |
| T. Johnson       | 4  | 2  | 2 | 0-0   | 0-0   | 0  | 0  | 0  | T. Smart      | 1         | 1         | 0         | 0-0             | 0-0         | 0        | 0        | 0        |
| M. Brockers      | 4  | 2  | 2 | 0-0   | 0-0   | 0  | 0  | 0  | E. Westbrooks | 1         | 1         | 0         | 0-0             | 0-0         | 0        | 0        | 0        |
| R. Quinn         | 4  | 2  | 2 | 1.0-8 | 0-0   | 0  | 0  | 0  | <b>TOTAL</b>  | <b>78</b> | <b>48</b> | <b>30</b> | <b>3.0-19.0</b> | <b>2-69</b> | <b>7</b> | <b>0</b> | <b>0</b> |
| K. Webster       | 3  | 1  | 2 | 0-0   | 0-0   | 2  | 0  | 0  |               |           |           |           |                 |             |          |          |          |






**WEATHER: 88 degrees - ATTENDANCE: 56,232 - TIME: 3:06**

The Rams equalled their win total from 2016 in the first six games of the 2017 season as they improved to 4-2 on the season with a 27-17 win over the Jacksonville Jaguars (3-3) at EverBank Field. Each team was on the scoreboard less than 30 seconds into the contest with Rams WR Pharoh Cooper returned the opening kickoff 103 yards for a touchdown and Jaguars RB Leonard Fournette took the Jags' first play from scrimmage 75 yards to pay dirt. In the second quarter, OLB Cory Littleton blocked a punt and RB Malcolm Brown returned it 8 yards for a score, marking the first time in franchise history that the Rams blocked a punt and returned a kickoff for a touchdown in a single game. RB Todd Gurley II rushed the ball 23 times for 116 yards, 5.0 yards per rush. It was Gurley's third 100-plus yard game of the season, the eighth of his career. WR Robert Woods led the Rams pass catchers with five receptions for 70 yards. QB Jared Goff completed 11-of-21 passing attempts for 124 yards and one touchdown. TE Gerald Everett scored his first touchdown as a professional, a 4-yard pass from Goff. There were five Rams defenders to register a sack in the contest and CB Nickell Robey-Coleman snared a Blake Bortles pass and returned it 31 yards. K Greg Zuerlein connected on both of his field goal attempts and all three PATs.

## STARTING LINEUPS

### LOS ANGELES RAMS

|       |               |        |                |
|-------|---------------|--------|----------------|
| TE 86 | D. Carrier    | DT 92  | T. Smart       |
| TE 89 | T. Higbee     | NT 90  | M. Brockers    |
| LT 77 | A. Whitworth  | DT 99  | A. Donald      |
| LG 76 | R. Saffold    | OLB 94 | R. Quinn       |
| C 65  | J. Sullivan   | OLB 98 | C. Barwin      |
| RG 68 | J. Brown      | ILB 52 | A. Ogletree    |
| RT 79 | R. Havenstein | ILB 26 | M. Barron      |
| WR 12 | S. Watkins    | LCB 22 | T. Johnson     |
| WR 17 | R. Woods      | RCB 21 | K. Webster     |
| QB 16 | J. Goff       | SS 38  | C. Davis       |
| RB 30 | T. Gurley II  | FS 43  | J. Johnson III |

### JACKSONVILLE JAGUARS

|       |             |        |              |
|-------|-------------|--------|--------------|
| WR 11 | M. Lee      | DE 91  | Y. Ngakoue   |
| LT 74 | C. Robinson | NT 95  | A. Jones     |
| LG 77 | P. Oameh    | DT 97  | M. Jackson   |
| C 69  | T. Shatley  | DE 93  | C. Campbell  |
| RG 60 | A. Cann     | WLB 50 | T. Smith     |
| RT 78 | J. Parnell  | MLB 51 | P. Posluszny |
| TE 89 | M. Lewis    | SLB 44 | M. Jack      |
| WR 88 | A. Hurms    | LCB 20 | J. Ramsey    |
| QB 5  | B. Bortles  | FS 39  | T. Gipson    |
| RB 27 | L. Founette | SS 42  | B. Church    |
| FB 40 | T. Bohanon  | RCB 21 | A. Bouye     |

**LOS ANGELES SUBSTITUTIONS:** K 4 G. Zuerlein, P 6 J. Hekker, WR 10 P. Cooper, WR 11 T. Austin, WR 18 C. Kupp, CB 23 N. Robey-Coleman, DB 24 B. Countess, RB 34 M. Brown, CB 36 D. Hatfield, S 41 M. Christian, LS 44 J. McQuaide, OLB 50 S. Ebukam, LB 54 B. Hager, OLB 58 C. Littleton, T 63 D. Williams, C 66 A. Blythe, TE 81 Gerald Everett, WR 83 J. Reynolds, WR 88 M. Thomas, DE 93 E. Westbrooks, DT 95 T. Walker, OLB 96 M. Longacre, DE 97 M. Fox

**LOS ANGELES DID NOT PLAY** QB 14 S. Mannion

**LOS ANGELES INACTIVES:** QB 8 B. Allen, S 20 L. Joyner, CB 32 T. Hill, RB 33 J. Davis, OLB 51 E. Price, T 64 A. Donnal, T 73 C. Lucas

## SCORING SUMMARY

|                                  | 1  | 2 | 3 | 4 | OT | TOTAL | FIELD GOALS       |
|----------------------------------|----|---|---|---|----|-------|-------------------|
| <b>VISITOR</b> Los Angeles Rams  | 17 | 7 | 0 | 3 | -  | 27    | (56), (29)        |
| <b>HOME</b> Jacksonville Jaguars | 14 | 0 | 3 | 0 | -  | 17    | 54WL, (41), 54 WL |

| TEAM    | Qtr | Clock | Play (Extra Point) (Drive Info)                                    | Visitor | Home |
|---------|-----|-------|--|---------|------|
| Rams    | 1   | 14:46 | P. Cooper 103 yd. kickoff return (G. Zuerlein kick) (0-0, 0:14)    | 7       | 0    |
| Jaguars | 1   | 14:35 | L. Fournette 75 yd. run (J. Myers kick) (1-75, 0:11)               | 7       | 7    |
| Rams    | 1   | 8:54  | G. Zuerlein 56 yd. Field Goal (4-8, 1:29)                          | 10      | 7    |
| Jaguars | 1   | 6:51  | C. Ivory 22 yd. pass from B. Bortles (J. Myers kick) (4-75, 2:03)  | 10      | 14   |
| Rams    | 1   | 0:22  | G. Everett 4 yd. pass from J. Goff (G. Zuerlein kick) (7-66, 3:16) | 17      | 14   |
| Rams    | 2   | 2:25  | M. Brown 8 yd. return of blocked punt (G. Zuerlein kick)           | 24      | 14   |
| Jaguars | 3   | 5:16  | J. Myers 41 yd. Field Goal (9-29, 5:00)                            | 24      | 17   |
| Rams    | 4   | 2:32  | G. Zuerlein 29 yd. Field Goal (12-57, 5:08)                        | 27      | 17   |



# FINAL TEAM STATISTICS

|  |             |                |                                       |             |                |
|--|-------------|----------------|---------------------------------------|-------------|----------------|
|  | <b>RAMS</b> | <b>JAGUARS</b> |                                       | <b>RAMS</b> | <b>JAGUARS</b> |
| <b>TOTAL FIRST DOWNS</b>                     | 12          | 19             | <b>FGs - PATs Had Blocked</b>         | 0-0         | 0-0            |
| By Rushing                                   | 5           | 5              | Net Punting Average                   | 43.1        | 32.1           |
| By Passing                                   | 7           | 12             | <b>TOTAL RETURN YARDAGE (W/O KOR)</b> | 48          | 0              |
| By Penalty                                   | 0           | 2              | No. and Yards Punt Returns            | 3-17        | 1-0            |
| <b>THIRD DOWN EFFICIENCY</b>                 | 4-13-31%    | 4-15-27%       | No. and Yards Kickoff Returns         | 2-124       | 0-0            |
| <b>FOURTH DOWN EFFICIENCY</b>                | 0-0-0%      | 1-1-100%       | No. and Yards Interception Returns    | 1-31        | 0-0            |
| <b>TOTAL NET YARDS</b>                       | 249         | 389            | <b>PENALTIES Number and Yards</b>     | 7-70        | 5-40           |
| Total Offensive Plays                        | 56          | 66             | <b>FUMBLES Number and Lost</b>        | 2-1         | 2-0            |
| Average gain per offensive play              | 4.4         | 5.9            | <b>TOUCHDOWNS</b>                     | 3           | 2              |
| <b>NET YARDS RUSHING</b>                     | 142         | 169            | Rushing                               | 0           | 1              |
| Total Rushing Plays                          | 32          | 26             | Passing                               | 1           | 1              |
| Average gain per rushing play                | 4.4         | 6.5            | Returns                               | 1           | 0              |
| Tackles for a loss-number and yards          | 4-10        | 5-10           | Other (Blocked Kicks, etc.)           | 1           | 0              |
| <b>NET YARDS PASSING</b>                     | 107         | 220            | <b>EXTRA POINTS Made-Attempts</b>     | 3-3         | 2-2            |
| Times thrown - yards lost attempting to pass | 3-17        | 5-21           | Kicking Made-Attempts                 | 3-3         | 2-2            |
| Gross yards passing                          | 124         | 241            | <b>FIELD GOALS Made-Attempts</b>      | 2-2         | 1-3            |
| <b>PASS ATTEMPTS-COMP-HAD INT</b>            | 21-11-0     | 35-23-1        | <b>RED ZONE EFFICIENCY</b>            | 1-2-50%     | 0-1-0%         |
| Avg gain per pass play                       | 4.5         | 5.5            | <b>GOAL TO GO EFFICIENCY</b>          | 1-1-100%    | 0-0-0%         |
| <b>KICKOFFS Number-In End Zone-TBs</b>       | 6-6-6       | 4-3-2          | <b>SAFETIES</b>                       | 0           | 0              |
| <b>PUNTS Number and Average</b>              | 7-46.0      | 8-34.3         | <b>FINAL SCORE</b>                    | 27          | 17             |
| Had Blocked                                  | 0           | 1              | <b>TIME OF POSSESSION</b>             | 28:01       | 31:59          |

# FINAL INDIVIDUAL STATISTICS

|                         |                             |
|-------------------------|-----------------------------|
| <b>LOS ANGELES RAMS</b> | <b>JACKSONVILLE JAGUARS</b> |
| <b>RUSHING</b>          | <b>RUSHING</b>              |
| T. Gurley II            | L. Fournette                |
| M. Brown                | B. Bortles                  |
| J. Goff                 | M. Lee                      |
| T. Austin               | C. Ivory                    |
| <b>Total</b>            | <b>Total</b>                |
| <b>PASSING</b>          | <b>PASSING</b>              |
| J. Goff                 | B. Bortles                  |
| <b>Total</b>            | <b>Total</b>                |
| <b>RECEIVING</b>        | <b>RECEIVING</b>            |
| R. Woods                | C. Ivory                    |
| C. Kupp                 | M. Lee                      |
| S. Watkins              | A. Hurns                    |
| G. Everett              | J.O'Shaughnessy             |
| T. Gurley               | L. Fournette                |
| <b>Total</b>            | <b>Total</b>                |
| <b>INTERCEPTIONS</b>    | <b>INTERCEPTIONS</b>        |
| N. Robey-Coleman        | <b>Total</b>                |
| <b>Total</b>            | <b>Total</b>                |
| <b>PUNTING</b>          | <b>PUNTING</b>              |
| J. Hekker               | B. Nortman                  |
| <b>Total</b>            | <b>Total</b>                |
| <b>PUNT RETURNS</b>     | <b>PUNT RETURNS</b>         |
| P. Cooper               | M. McCaffrey                |
| <b>Total</b>            | <b>Total</b>                |
| <b>KICKOFF RETURNS</b>  | <b>KICKOFF RETURNS</b>      |
| P. Cooper               | [DOWNED]                    |
| [TOUCHBACK]             | [TOUCHBACK]                 |
| <b>Total</b>            | <b>Total</b>                |

# DEFENSIVE STATISTICS (BASED ON COACHES' FILM REVIEW)

|                |                  |
|----------------|------------------|
| <b>PLAYER</b>  | <b>PLAYER</b>    |
| M. Barron      | M. Fox           |
| T. Johnson     | A. Donald        |
| K. Kebster     | N. Robey-Coleman |
| A. Ogletree    | S. Ebukam        |
| C. Barwin      | C. Littleton     |
| J. Johnson III | T. Smart         |
| M. Brockers    | E. Westbrook     |
| C. Davis       | T. Walker        |
| R. Quinn       | <b>TOTAL</b>     |
| M. Longacre    |                  |





**WEATHER: 54 degrees, Rain - ATTENDANCE: 73,736 - TIME: 2:57**

L.A. won its second-consecutive game away from the Los Angeles Memorial Coliseum as it blanked the Arizona Cardinals, 33-0, for the franchise's first International Series win, improving to 5-2 on the season. The last time the Rams shutout an opponent was against the Washington Redskins (12/7/14) and the Rams last shutout against an opponent in their division was at Atlanta (10/9/88) (Atlanta was in the NFC West up until 2001). RB Todd Gurley II recorded his fourth 100-plus yard outing in the last five games, finishing with 106 yards on 22 carries (4.8 yards/rush) and scored his eighth touchdown of the 2017 season on an 18-yard rush following S Lamarcus Joyner's second interception this season. Gurley has five rushing and three receiving touchdowns on the season. OLB Matt Longacre posted his team-best fourth sack of the season, continuing his trend of recording a sack in every-other contest. The Week 7 contest marked the Rams' third game of the 2017 season that they held an opponent under 250 yards, holding the Cardinals to 193 net yards, the last time they held a team under 200 yards was against San Francisco (11/1/15). Joyner and LB Mark Barron each intercepted a pass, marking the second interception of the season for each player. Joyner and CB Nickell Robey-Coleman each have multiple 25-plus yard interception returns and each have a pick-six to their name this season.

## STARTING LINEUPS

### ARIZONA CARDINALS

|       |               |         |             |
|-------|---------------|---------|-------------|
| WR 11 | L. Fitzgerald | DL 97   | J. Mauro    |
| LT 74 | D. Humphries  | DL 98   | C. Peters   |
| LG 75 | A. Boone      | DL 92   | F. Rucker   |
| C 53  | A. Shipley    | SAM 55  | C. Jones    |
| RG 71 | E. Watford    | \$LB 20 | D. Bucannon |
| RT 68 | J. Veldheer   | ILB 56  | K. Dansby   |
| TE 87 | T. Niklas     | LCB 21  | P. Peterson |
| WR 12 | J. Brown      | RCB 25  | T. Williams |
| QB 3  | C. Palmer     | S 41    | A. Bethea   |
| RB 23 | A. Peterson   | SS 27   | T. Branch   |
| TE 84 | J. Gresham    | FS 32   | T. Mathieu  |

### LOS ANGELES RAMS

|       |               |        |                |
|-------|---------------|--------|----------------|
| WR 11 | T. Austin     | DT 92  | T. Smart       |
| TE 89 | T. Higbee     | NT 90  | M. Brockers    |
| LT 77 | A. Whitworth  | DT 99  | A. Donald      |
| LG 76 | R. Saffold    | OLB 94 | R. Quinn       |
| C 65  | J. Sullivan   | OLB 98 | C. Barwin      |
| RG 68 | J. Brown      | ILB 52 | A. Ogletree    |
| RT 79 | R. Havenstein | ILB 26 | M. Barron      |
| WR 12 | S. Watkins    | LCB 22 | T. Johnson     |
| WR 17 | R. Woods      | RCB 21 | K. Webster     |
| QB 16 | J. Goff       | SS 38  | J. Johnson III |
| RB 30 | T. Gurley II  | FS 43  | L. Joyner      |

**LOS ANGELES SUBSTITUTIONS:** K 4 G. Zuerlein, P 6 J. Hekker, WR 10 P. Cooper, QB 14 S. Mannion, WR 18 C. Kupp, CB 23 N. Robey-Coleman, DB 24 B. Countess, CB 32 T. Hill, RB 34 M. Brown, CB 36 D. Hatfield, S 41 M. Christian, LS 44 J. McQuaide, OLB 50 S. Ebukam, LB 54 B. Hager, OLB 58 C. Littleton, T 63 D. Williams, C 66 A. Blythe, TE 81 Gerald Everett, WR 83 J. Reynolds, TE 86 D. Carrier, DE 93 E. Westbrooks, DT 95 T. Walker, OLB 96 M. Longacre, DE 97 M. Fox

**LOS ANGELES DID NOT PLAY:**

**LOS ANGELES INACTIVES:** QB 8 B. Allen, RB 33 J. Davis, S 38 C. Davis, OLB 51 E. Price, T 64 A. Donnal, T 73 C. Lucas, WR 88 M. Thomas

## SCORING SUMMARY

|                                  | 1 | 2  | 3 | 4 | OT | TOTAL | FIELD GOALS         |
|----------------------------------|---|----|---|---|----|-------|---------------------|
| <b>VISITOR</b> Arizona Cardinals | 0 | 0  | 0 | 0 | -  | 0     | 32 WL               |
| <b>HOME</b> Los Angeles Rams     | 3 | 20 | 3 | 7 | -  | 33    | (23) (33) (53) (34) |

| TEAM | Qtr | Time  | Play (Extra Point) (Drive Info)                                    | Visitor | Home |
|------|-----|-------|--|---------|------|
| Rams | 1   | 4:14  | G. Zuerlein 23 yd. Field Goal (14-73, 5:50)                        | 0       | 3    |
| Rams | 2   | 11:13 | G. Zuerlein 33 yd. Field Goal (8-51, 3:38)                         | 0       | 6    |
| Rams | 2   | 5:25  | T. Gurley 18 yd. run (G. Zuerlein kick) (1-18, 0:10)               | 0       | 13   |
| Rams | 2   | 0:41  | J. Goff 9 yd. run (G. Zuerlein kick) (8-88, 1:23)                  | 0       | 20   |
| Rams | 2   | 0:00  | G. Zuerlein 53 yd. Field Goal (4-7, 0:33)                          | 0       | 23   |
| Rams | 3   | 10:53 | G. Zuerlein 34 yd. Field Goal (10-63, 4:07)                        | 0       | 26   |
| Rams | 4   | 3:46  | C. Kupp 18 yd. pass from J. Goff (G. Zuerlein kick) (16-80, 10:19) | 0       | 33   |



# FINAL TEAM STATISTICS

|  | CARDINALS       | RAMS             |                                       | CARDINALS     | RAMS            |
|--|-----------------|------------------|---------------------------------------|---------------|-----------------|
| <b>TOTAL FIRST DOWNS</b>                     | <b>10</b>       | <b>28</b>        | <b>FGs - PATs Had Blocked</b>         | <b>0-0</b>    | <b>0-0</b>      |
| By Rushing                                   | 1               | 11               | Net Punting Average                   | 32.2          | 55.0            |
| By Passing                                   | 8               | 14               | <b>TOTAL RETURN YARDAGE (W/O KOR)</b> | <b>48</b>     | <b>69</b>       |
| By Penalty                                   | 1               | 3                | No. and Yards Punt Returns            | 1-9           | 3-30            |
| <b>THIRD DOWN EFFICIENCY</b>                 | <b>3-12-25%</b> | <b>13-19-68%</b> | No. and Yards Kickoff Returns         | 2-46          | 1-18            |
| <b>FOURTH DOWN EFFICIENCY</b>                | <b>1-2-50%</b>  | <b>0-0-0%</b>    | No. and Yards Interception Returns    | 1-31          | 2-39            |
| <b>TOTAL NET YARDS</b>                       | <b>193</b>      | <b>425</b>       | <b>PENALTIES Number and Yards</b>     | <b>10-65</b>  | <b>6-45</b>     |
| Total Offensive Plays                        | 47              | 78               | <b>FUMBLES Number and Lost</b>        | <b>1-0</b>    | <b>0-0</b>      |
| Average gain per offensive play              | 4.1             | 5.4              | <b>TOUCHDOWNS</b>                     | <b>0</b>      | <b>3</b>        |
| <b>NET YARDS RUSHING</b>                     | <b>25</b>       | <b>197</b>       | Rushing                               | 0             | 2               |
| Total Rushing Plays                          | 12              | 40               | Passing                               | 0             | 1               |
| Average gain per rushing play                | 2.1             | 4.9              | Returns                               | 0             | 0               |
| Tackles for a loss-number and yards          | 1-1             | 3-5              | Other (Blocked Kicks, etc.)           | 0             | 0               |
| <b>NET YARDS PASSING</b>                     | <b>168</b>      | <b>228</b>       | <b>EXTRA POINTS Made-Attempts</b>     | <b>0-0</b>    | <b>3-3</b>      |
| Times thrown - yards lost attempting to pass | 3-16            | 1-7              | Kicking Made-Attempts                 | 0-0           | 3-3             |
| Gross yards passing                          | 184             | 235              | <b>FIELD GOALS Made-Attempts</b>      | <b>0-1</b>    | <b>4-4</b>      |
| <b>PASS ATTEMPTS-COMP-HAD INT</b>            | <b>35-11-2</b>  | <b>37-22-1</b>   | <b>RED ZONE EFFICIENCY</b>            | <b>0-1-0%</b> | <b>3-6-50%</b>  |
| Avg gain per pass play                       | 4.8             | 6.0              | <b>GOAL TO GO EFFICIENCY</b>          | <b>0-0-0%</b> | <b>2-1-100%</b> |
| <b>KICKOFFS Number-In End Zone-TBs</b>       | <b>1-0-0</b>    | <b>7-7-5</b>     | <b>SAFETIES</b>                       | <b>0</b>      | <b>0</b>        |
| <b>PUNTS Number and Average</b>              | <b>6-43.8</b>   | <b>2-59.5</b>    | <b>FINAL SCORE</b>                    | <b>0</b>      | <b>33</b>       |
| Had Blocked                                  | 0               | 0                | <b>TIME OF POSSESSION</b>             | <b>20:59</b>  | <b>39:01</b>    |

# FINAL INDIVIDUAL STATISTICS

## ARIZONA CARDINALS

| RUSHING      |           | ATT       | YDS        | AVG      | LG       | TD |  |  |  |
|--------------|-----------|-----------|------------|----------|----------|----|--|--|--|
| A. Peterson  | 11        | 21        | 1.9        | 6        | 0        |    |  |  |  |
| D. Stanton   | 1         | 4         | 4.0        | 4        | 0        |    |  |  |  |
| <b>Total</b> | <b>12</b> | <b>25</b> | <b>2.1</b> | <b>6</b> | <b>0</b> |    |  |  |  |

| PASSING      | ATT       | CMP       | YDS        | SK/YD       | TD       | LG        | IN       | RT.         |
|--------------|-----------|-----------|------------|-------------|----------|-----------|----------|-------------|
| C. Palmer    | 18        | 10        | 122        | 1/11        | 0        | 21        | 1        | 53.5        |
| D. Stanton   | 14        | 5         | 62         | 2/5         | 0        | 25        | 1        | 20.5        |
| <b>Total</b> | <b>32</b> | <b>15</b> | <b>184</b> | <b>3/16</b> | <b>0</b> | <b>25</b> | <b>2</b> | <b>39.1</b> |

| RECEIVING     | NO        | YDS        | AVG         | LG        | TD       |  |  |  |
|---------------|-----------|------------|-------------|-----------|----------|--|--|--|
| L. Fitzgerald | 3         | 29         | 9.7         | 17        | 0        |  |  |  |
| B. Golden     | 3         | 20         | 6.7         | 8         | 0        |  |  |  |
| Ja. Brown     | 2         | 37         | 18.5        | 21        | 0        |  |  |  |
| J. Nelson     | 2         | 35         | 17.5        | 27        | 0        |  |  |  |
| K. Williams   | 2         | 27         | 13.5        | 25        | 0        |  |  |  |
| J. Gresham    | 1         | 18         | 18.0        | 18        | 0        |  |  |  |
| A. Peterson   | 1         | 12         | 12.0        | 12        | 0        |  |  |  |
| J. Brown      | 1         | 6          | 6.0         | 6         | 0        |  |  |  |
| <b>Total</b>  | <b>15</b> | <b>184</b> | <b>12.3</b> | <b>25</b> | <b>0</b> |  |  |  |

| INTERCEPTIONS | NO       | YDS       | AVG         | LG        | TD       |  |  |  |
|---------------|----------|-----------|-------------|-----------|----------|--|--|--|
| D. Bucannon   | 1        | 39        | 39.0        | 39        | 0        |  |  |  |
| <b>Total</b>  | <b>1</b> | <b>39</b> | <b>39.0</b> | <b>39</b> | <b>0</b> |  |  |  |

| PUNTING      | NO       | YDS        | AVG         | NET         | TB/20      | LG        |  |  |  |
|--------------|----------|------------|-------------|-------------|------------|-----------|--|--|--|
| A. Lee       | 6        | 263        | 43.8        | 32.2        | 2/0        | 51        |  |  |  |
| <b>Total</b> | <b>6</b> | <b>263</b> | <b>43.8</b> | <b>32.2</b> | <b>2/0</b> | <b>51</b> |  |  |  |

| PUNT RETURNS    | NO       | YDS      | AVG        | FC       | LG       | TD       |  |  |  |
|-----------------|----------|----------|------------|----------|----------|----------|--|--|--|
| K. Williams     | 1        | 9        | 9.0        | 0        | 9        | 0        |  |  |  |
| [OUT OF BOUNDS] | 1        | 0        | 0.0        | 0        | 0        | 0        |  |  |  |
| <b>Total</b>    | <b>1</b> | <b>9</b> | <b>9.0</b> | <b>0</b> | <b>9</b> | <b>0</b> |  |  |  |

| KICKOFF RETURNS | NO       | YDS       | AVG         | FC       | LG        | TD       |  |  |  |
|-----------------|----------|-----------|-------------|----------|-----------|----------|--|--|--|
| K. Williams     | 2        | 46        | 46.0        | 0        | 25        | 0        |  |  |  |
| [TOUCHBACK]     | 5        | 0         | 0.0         | 0        | 0         | 0        |  |  |  |
| <b>Total</b>    | <b>2</b> | <b>46</b> | <b>46.0</b> | <b>0</b> | <b>25</b> | <b>0</b> |  |  |  |

## LOS ANGELES RAMS

| RUSHING      |           | ATT        | YDS        | AVG        | LG       | TD |  |  |  |
|--------------|-----------|------------|------------|------------|----------|----|--|--|--|
| T. Gurley II | 22        | 106        | 4.8        | 18t        | 1        |    |  |  |  |
| M. Brown     | 11        | 48         | 4.4        | 11         | 0        |    |  |  |  |
| T. Austin    | 3         | 27         | 9.0        | 17         | 0        |    |  |  |  |
| J. Goff      | 2         | 13         | 6.5        | 9t         | 1        |    |  |  |  |
| R. Woods     | 1         | 4          | 4.0        | 4          | 0        |    |  |  |  |
| S. Mannion   | 1         | -1         | -1.0       | -1         | 0        |    |  |  |  |
| <b>Total</b> | <b>40</b> | <b>197</b> | <b>4.9</b> | <b>18t</b> | <b>2</b> |    |  |  |  |

| PASSING      | ATT       | CMP       | YDS        | SK/YD      | TD       | LG        | IN       | RT.         |
|--------------|-----------|-----------|------------|------------|----------|-----------|----------|-------------|
| J. Goff      | 37        | 22        | 235        | 1/7        | 1        | 35        | 0        | 75.8        |
| <b>Total</b> | <b>37</b> | <b>22</b> | <b>235</b> | <b>1/7</b> | <b>1</b> | <b>35</b> | <b>0</b> | <b>75.8</b> |

| RECEIVING    | NO        | YDS        | AVG         | LG        | TD       |  |  |  |
|--------------|-----------|------------|-------------|-----------|----------|--|--|--|
| R. Woods     | 5         | 59         | 11.8        | 17        | 0        |  |  |  |
| C. Kupp      | 4         | 51         | 12.8        | 18t       | 1        |  |  |  |
| T. Gurley    | 4         | 48         | 12.0        | 35        | 0        |  |  |  |
| S. Watkins   | 3         | 42         | 14.0        | 16        | 0        |  |  |  |
| T. Higbee    | 3         | 13         | 4.3         | 5         | 0        |  |  |  |
| T. Austin    | 2         | 15         | 7.5         | 13        | 0        |  |  |  |
| M. Brown     | 1         | 7          | 7.0         | 7         | 0        |  |  |  |
| <b>Total</b> | <b>22</b> | <b>235</b> | <b>10.7</b> | <b>35</b> | <b>1</b> |  |  |  |

| INTERCEPTIONS | NO       | YDS       | AVG         | LG        | TD       |  |  |  |
|---------------|----------|-----------|-------------|-----------|----------|--|--|--|
| L. Joyner     | 1        | 29        | 29.0        | 29        | 0        |  |  |  |
| M. Barron     | 1        | 10        | 10.0        | 10        | 0        |  |  |  |
| <b>Total</b>  | <b>2</b> | <b>39</b> | <b>19.5</b> | <b>29</b> | <b>0</b> |  |  |  |

| PUNTING      | NO       | YDS        | AVG         | NET         | TB/20      | LG        |  |  |  |
|--------------|----------|------------|-------------|-------------|------------|-----------|--|--|--|
| J. Hekker    | 2        | 119        | 59.5        | 55.0        | 0/2        | 65        |  |  |  |
| <b>Total</b> | <b>2</b> | <b>119</b> | <b>59.5</b> | <b>55.0</b> | <b>0/2</b> | <b>65</b> |  |  |  |

| PUNT RETURNS | NO       | YDS       | AVG         | FC       | LG        | TD       |  |  |  |
|--------------|----------|-----------|-------------|----------|-----------|----------|--|--|--|
| P. Cooper    | 3        | 30        | 10.0        | 0        | 20        | 0        |  |  |  |
| [DOWNED]     | 1        | 0         | 0.0         | 0        | 0         | 0        |  |  |  |
| [TOUCHBACK]  | 2        | 0         | 0.0         | 0        | 0         | 0        |  |  |  |
| <b>Total</b> | <b>3</b> | <b>30</b> | <b>10.0</b> | <b>0</b> | <b>20</b> | <b>0</b> |  |  |  |

| KICKOFF RETURNS | NO       | YDS       | AVG         | FC       | LG        | TD       |  |  |  |
|-----------------|----------|-----------|-------------|----------|-----------|----------|--|--|--|
| P. Cooper       | 1        | 18        | 18.0        | 0        | 18        | 0        |  |  |  |
| <b>Total</b>    | <b>1</b> | <b>18</b> | <b>18.0</b> | <b>0</b> | <b>18</b> | <b>0</b> |  |  |  |

# DEFENSIVE STATISTICS (BASED ON COACHES' FILM REVIEW)

| PLAYER           | T | S | A | S-YDS    | I-YDS | PD | FF | FR | PLAYER        | T         | S         | A         | S-YDS         | I-YDS       | PD       | FF       | FR       |
|------------------|---|---|---|----------|-------|----|----|----|---------------|-----------|-----------|-----------|---------------|-------------|----------|----------|----------|
| J. Johnson III   | 6 | 4 | 2 | 0-0      | 0-0   | 0  | 0  | 0  | E. Westbrooks | 2         | 1         | 1         | 1.0-5.0       | 0-0         | 0        | 0        | 0        |
| T. Johnson       | 5 | 3 | 2 | 0-0      | 0-0   | 0  | 0  | 0  | M. Longacre   | 2         | 2         | 0         | 1.0-0.0       | 0-0         | 0        | 1        | 0        |
| A. Ogletree      | 5 | 2 | 3 | 0-0      | 0-0   | 1  | 0  | 0  | M. Christian  | 1         | 0         | 1         | 0-0           | 0-0         | 0        | 0        | 0        |
| M. Brockers      | 5 | 3 | 2 | 0-0      | 0-0   | 0  | 0  | 0  | S. Ebukam     | 1         | 0         | 1         | 0-0           | 0-0         | 0        | 0        | 0        |
| L. Joyner        | 3 | 2 | 1 | 0-0      | 1-29  | 0  | 0  | 0  | T. Smart      | 1         | 1         | 0         | 0-0           | 0-0         | 0        | 0        | 0        |
| A. Donald        | 3 | 2 | 1 | 1.0-11.0 | 0-0   | 0  | 0  | 0  | R. Quinn      | 1         | 1         | 0         | 0-0           | 0-0         | 0        | 0        | 0        |
| K. Webster       | 2 | 2 | 0 | 0-0      | 0-0   | 1  | 0  | 0  | C. Littleton  | 0         | 0         | 0         | 0-0           | 0-0         | 1        | 0        | 0        |
| N. Robey-Coleman | 2 | 1 | 1 | 0-0      | 0-0   | 0  | 0  | 0  | T. Walker     | 0         | 0         | 0         | 0-0           | 0-0         | 2        | 0        | 0        |
| B. Countess      | 2 | 1 | 1 | 0-0      | 0-0   | 0  | 0  | 0  | <b>TOTAL</b>  | <b>43</b> | <b>26</b> | <b>17</b> | <b>3.0-16</b> | <b>2-39</b> | <b>6</b> | <b>1</b> | <b>0</b> |
| M. Barron        | 2 | 1 | 1 | 0-0      | 1-10  | 1  | 0  | 0  |               |           |           |           |               |             |          |          |          |





**WEATHER: 56 degrees, Cloudy - ATTENDANCE: 76,877 - TIME: 3:01**

After marching into Rams territory, DT Aaron Donald sacked Giants QB Eli Manning, forcing a fumble to end New York's opening drive. RB Todd Gurley II took the next play, the first offensive play for L.A. 36 yards setting up an eight-yard touchdown strike from QB Jared Goff to TE Tyler Higbee to give the Rams a 7-0 lead with just over four minutes gone in the game. On a game-changing third-and-33, Goff completed a short screen pass to WR Robert Woods, who took the pitch and catch 52-yards for the score. On the ensuing Giants possession, the Rams forced a three and out giving the ball back to the L.A. offense. On second down, Goff dropped back and placed a perfectly placed deep ball in the hands of WR Sammy Watkins, who was in a full out sprint for a 67-yard touchdown as part of a 20-point second quarter. L.A. took a 27-10 lead into the locker room at halftime. Gurley found the end zone twice in the third quarter and Woods posted his second touchdown of the game, marking his first-career multi-touchdown game giving the Rams a 48-10 lead at the end of three quarters played. Both teams rested a majority of their starters for the fourth quarters, which allowed the Giants to outscore the Rams 7-3 in the final frame of the contest. Goff completed 14-of-22 passes for 311 yards and four touchdowns (a new career-high) for a passer rating of 146.8, the ninth highest passer rating in franchise history. The Rams improved to 6-2 on the season, the best record through the first half of a season since 2001 when the franchise started 7-1.

## STARTING LINEUPS

### LOS ANGELES RAMS

|       |               |        |                |
|-------|---------------|--------|----------------|
| WR 18 | C. Kupp       | DT 90  | M. Brockers    |
| TE 89 | T. Higbee     | NT 92  | T. Smart       |
| LT 77 | A. Whitworth  | DT 99  | A. Donald      |
| LG 76 | R. Saffold    | OLB 94 | R. Quinn       |
| C 65  | J. Sullivan   | OLB 98 | C. Barwin      |
| RG 68 | J. Brown      | ILB 52 | A. Ogletree    |
| RT 79 | R. Havenstein | ILB 26 | M. Barron      |
| WR 12 | S. Watkins    | LCB 22 | T. Johnson     |
| WR 17 | R. Woods      | RCB 21 | K. Webster     |
| QB 16 | J. Goff       | SS 43  | J. Johnson III |
| RB 30 | T. Gurley II  | FS 20  | L. Joyner      |

### NEW YORK GIANTS

|       |            |        |                      |
|-------|------------|--------|----------------------|
| WR 18 | R. Lewis   | LDE 90 | J. Pierre-Paul       |
| LT 74 | E. Flowers | LDT 98 | D. Harrison          |
| LG 77 | J. Jerry   | RDT 94 | D. Tomlinson         |
| C 69  | B. Jones   | RDE 91 | A. Moss              |
| RG 76 | D. Fluker  | SLB 59 | D. Kennard           |
| RT 68 | B. Hart    | WLB 57 | K. Robinson          |
| TE 85 | R. Ellison | CB 24  | E. Apple             |
| WR 87 | S. Shepard | SS 21  | L. Collins           |
| QB 10 | E. Manning | FS 27  | D. Thompson          |
| RB 26 | O. Darkwa  | CB 41  | D. Rodgers-Cromartie |
| TE 88 | E. Ingram  | DB 37  | R. Cockrell          |

**LOS ANGELES SUBSTITUTIONS:** K 4 G. Zuerlein, P 6 J. Hekker, WR 10 P. Cooper, WR 11 T. Austin, QB 14 S. Mannion, CB 23 N. Robey-Coleman, DB 24 B. Countess, CB 32 T. Hill, RB 34 M. Brown, CB 36 D. Hatfield, S 41 M. Christian, LS 44 J. McQuaide, OLB 50 S. Ebukam, LB 54 B. Hager, OLB 58 C. Littleton, T 63 D. Williams, C 66 A. Blythe, TE 81 Gerald Everett, WR 83 J. Reynolds, TE 86 D. Carrier, DE 93 E. Westbrook, DT 95 T. Walker, OLB 96 M. Longacre, DE 97 M. Fox

**LOS ANGELES DID NOT PLAY:**

**LOS ANGELES INACTIVES:** QB 8 B. Allen, DB 27 I. Johnson, RB 33 J. Davis, OLB 51 E. Price, T 64 A. Donnal, T 73 C. Lucas, WR 88 M. Thomas

## SCORING SUMMARY

|                                 | 1 | 2  | 3  | 4 | OT | TOTAL | FIELD GOALS    |
|---------------------------------|---|----|----|---|----|-------|----------------|
| <b>VISITOR</b> Los Angeles Rams | 7 | 20 | 21 | 3 | -  | 51    | (50) 45 WR     |
| <b>HOME</b> New York Giants     | 7 | 3  | 0  | 7 | -  | 17    | (27) (46) (47) |

|        |     | Clock |  |               |  | Visitor | Home |
|--------|-----|-------|--|---------------|--|---------|------|
| TEAM   | Qtr | Time  | Play (Extra Point)                                     | (Drive Info)  |  |         |      |
| Rams   | 1   | 10:55 | T. Higbee 8 yd. pass from J. Goff (G. Zuerlein kick)   | (4-52, 1:50)  |  | 7       | 0    |
| Giants | 1   | 3:16  | T. King 5 yd. pass from E. Manning (A. Rosas kick)     | (14-67, 7:39) |  | 7       | 7    |
| Rams   | 2   | 14:52 | G. Zuerlein 27 yd. Field Goal                          | (9-66, 3:24)  |  | 10      | 7    |
| Rams   | 2   | 9:26  | R. Woods 52 yd. pass from J. Goff (G. Zuerlein kick)   | (6-50, 3:35)  |  | 17      | 7    |
| Rams   | 2   | 7:18  | S. Watkins 67 yd. pass from J. Goff (G. Zuerlein kick) | (2-71, 0:35)  |  | 24      | 7    |
| Giants | 2   | 4:01  | A. Rosas 50 yd. Field Goal                             | (8-44, 3:17)  |  | 24      | 10   |
| Rams   | 2   | 1:13  | G. Zuerlein 46 yd. Field Goal                          | (4-2, 1:21)   |  | 27      | 10   |
| Rams   | 3   | 11:34 | T. Gurley II 1 yd. run (G. Zuerlein kick)              | (7-75, 3:26)  |  | 34      | 10   |
| Rams   | 3   | 6:27  | R. Woods 4 yd. pass from J. Goff (G. Zuerlein kick)    | (4-45, 1:30)  |  | 41      | 10   |
| Rams   | 3   | 3:28  | T. Gurley 4 yd. run (G. Zuerlein kick)                 | (3-18, 1:26)  |  | 48      | 10   |
| Giants | 4   | 9:33  | E. Ingram 10 yd. pass from E. Manning (A. Rosas kick)  | (6-72, 3:00)  |  | 48      | 17   |
| Rams   | 4   | 2:53  | G. Zuerlein 47 yd. Field Goal                          | (10-46, 6:40) |  | 51      | 17   |



## FINAL TEAM STATISTICS

|  | RAMS            | GIANTS          |
|--|-----------------|-----------------|
| <b>TOTAL FIRST DOWNS</b>                     | <b>20</b>       | <b>17</b>       |
| By Rushing                                   | 8               | 4               |
| By Passing                                   | 10              | 12              |
| By Penalty                                   | 2               | 1               |
| <b>THIRD DOWN EFFICIENCY</b>                 | <b>6-12-50%</b> | <b>8-16-50%</b> |
| <b>FOURTH DOWN EFFICIENCY</b>                | <b>0-1-0%</b>   | <b>0-0-0%</b>   |
| <b>TOTAL NET YARDS</b>                       | <b>473</b>      | <b>319</b>      |
| Total Offensive Plays                        | 61              | 66              |
| Average gain per offensive play              | 7.8             | 4.8             |
| <b>NET YARDS RUSHING</b>                     | <b>162</b>      | <b>111</b>      |
| Total Rushing Plays                          | 39              | 26              |
| Average gain per rushing play                | 4.2             | 4.3             |
| Tackles for a loss-number and yards          | 3-5             | 2-3             |
| <b>NET YARDS PASSING</b>                     | <b>311</b>      | <b>208</b>      |
| Times thrown - yards lost attempting to pass | 0-0             | 2-12            |
| Gross yards passing                          | 311             | 220             |
| <b>PASS ATTEMPTS-COMP-HAD INT</b>            | <b>22-14-0</b>  | <b>38-20-1</b>  |
| Avg gain per pass play                       | 14.1            | 5.2             |
| <b>KICKOFFS Number-In End Zone-TBs</b>       | <b>10-9-8</b>   | <b>4-4-4</b>    |
| <b>PUNTS Number and Average</b>              | <b>2-37.5</b>   | <b>5-42.6</b>   |
| Had Blocked                                  | 0               | 1               |

|                                       | RAMS           | GIANTS          |
|---------------------------------------|----------------|-----------------|
| <b>FGs - PATs Had Blocked</b>         | <b>0-0</b>     | <b>0-0</b>      |
| <b>Net Punting Average</b>            | <b>37.5</b>    | <b>27.6</b>     |
| <b>TOTAL RETURN YARDAGE (W/O KOR)</b> | <b>55</b>      | <b>0</b>        |
| No. and Yards Punt Returns            | 3-55           | 0-0             |
| No. and Yards Kickoff Returns         | 0-0            | 2-51            |
| No. and Yards Interception Returns    | 1-0            | 0-0             |
| <b>PENALTIES Number and Yards</b>     | <b>6-55</b>    | <b>4-52</b>     |
| <b>FUMBLES Number and Lost</b>        | <b>1-0</b>     | <b>2-2</b>      |
| <b>TOUCHDOWNS</b>                     | <b>6</b>       | <b>2</b>        |
| Rushing                               | 2              | 0               |
| Passing                               | 4              | 2               |
| Returns                               | 0              | 0               |
| Other (Blocked Kicks, etc.)           | 0              | 0               |
| <b>EXTRA POINTS Made-Attempts</b>     | <b>6-6</b>     | <b>2-2</b>      |
| Kicking Made-Attempts                 | 6-6            | 2-2             |
| <b>FIELD GOALS Made-Attempts</b>      | <b>3-3</b>     | <b>1-2</b>      |
| <b>RED ZONE EFFICIENCY</b>            | <b>4-5-80%</b> | <b>2-2-100%</b> |
| <b>GOAL TO GO EFFICIENCY</b>          | <b>3-4-75%</b> | <b>2-2-100%</b> |
| <b>SAFETIES</b>                       | <b>0</b>       | <b>0</b>        |
| <b>FINAL SCORE</b>                    | <b>51</b>      | <b>17</b>       |
| <b>TIME OF POSSESSION</b>             | <b>30:30</b>   | <b>29:30</b>    |

## FINAL INDIVIDUAL STATISTICS

| LOS ANGELES RAMS       |            |            |             |              |               |                                |
|------------------------|------------|------------|-------------|--------------|---------------|--------------------------------|
| <b>RUSHING</b>         | <b>ATT</b> | <b>YDS</b> | <b>AVG</b>  | <b>LG</b>    | <b>TD</b>     |                                |
| T. Gurley II           | 16         | 59         | 3.7         | 36           | 2             |                                |
| M. Brown               | 15         | 57         | 3.8         | 16           | 0             |                                |
| T. Austin              | 6          | 34         | 5.7         | 21           | 0             |                                |
| G. Everett             | 1          | 13         | 13.0        | 13           | 0             |                                |
| S. Mannion             | 1          | -1         | -1.0        | -1           | 0             |                                |
| <b>Total</b>           | <b>39</b>  | <b>162</b> | <b>4.2</b>  | <b>36</b>    | <b>2</b>      |                                |
| <b>PASSING</b>         | <b>ATT</b> | <b>CMP</b> | <b>YDS</b>  | <b>SK/YD</b> | <b>TD</b>     | <b>LG</b> <b>IN</b> <b>RT.</b> |
| J. Goff                | 22         | 14         | 311         | 0/0          | 4             | 67t 0 146.8                    |
| <b>Total</b>           | <b>22</b>  | <b>14</b>  | <b>311</b>  | <b>0/0</b>   | <b>4</b>      | <b>67t 0 146.8</b>             |
| <b>RECEIVING</b>       | <b>NO</b>  | <b>YDS</b> | <b>AVG</b>  | <b>LG</b>    | <b>TD</b>     |                                |
| R. Woods               | 4          | 70         | 17.5        | 52t          | 2             |                                |
| C. Kupp                | 3          | 54         | 18.0        | 35           | 0             |                                |
| T. Gurley II           | 2          | 45         | 22.5        | 44           | 0             |                                |
| S. Watkins             | 1          | 67         | 67.0        | 67t          | 1             |                                |
| G. Everett             | 1          | 44         | 44.0        | 44           | 0             |                                |
| P. Cooper              | 1          | 9          | 9.0         | 9            | 0             |                                |
| T. Higbee              | 1          | 8          | 8.0         | 8t           | 1             |                                |
| D. Carrier             | 1          | 5          | 5.0         | 5            | 0             |                                |
| <b>Total</b>           | <b>14</b>  | <b>311</b> | <b>22.2</b> | <b>67t</b>   | <b>4</b>      |                                |
| <b>INTERCEPTIONS</b>   | <b>NO</b>  | <b>YDS</b> | <b>AVG</b>  | <b>LG</b>    | <b>TD</b>     |                                |
| T. Johnson             | 1          | 0          | 0.0         | 0            | 0             |                                |
| <b>Total</b>           | <b>1</b>   | <b>0</b>   | <b>0.0</b>  | <b>0</b>     | <b>0</b>      |                                |
| <b>PUNTING</b>         | <b>NO</b>  | <b>YDS</b> | <b>AVG</b>  | <b>NET</b>   | <b>TB/I20</b> | <b>LG</b>                      |
| J. Hekker              | 2          | 75         | 37.5        | 37.5         | 0/1           | 38                             |
| <b>Total</b>           | <b>2</b>   | <b>75</b>  | <b>37.5</b> | <b>37.5</b>  | <b>0/1</b>    | <b>38</b>                      |
| <b>PUNT RETURNS</b>    | <b>NO</b>  | <b>YDS</b> | <b>AVG</b>  | <b>FC</b>    | <b>LG</b>     | <b>TD</b>                      |
| P. Cooper              | 3          | 55         | 18.3        | 0            | 30            | 0                              |
| [TOUCHBACK]            | 1          | 0          | 0.0         | 0            | 0             | 0                              |
| <b>Total</b>           | <b>3</b>   | <b>55</b>  | <b>18.3</b> | <b>0</b>     | <b>30</b>     | <b>0</b>                       |
| <b>KICKOFF RETURNS</b> | <b>NO</b>  | <b>YDS</b> | <b>AVG</b>  | <b>FC</b>    | <b>LG</b>     | <b>TD</b>                      |
| P. Cooper              | 4          | 0          | 0.0         | 0            | 0             | 0                              |
| <b>Total</b>           | <b>4</b>   | <b>0</b>   | <b>0.0</b>  | <b>0</b>     | <b>0</b>      | <b>0</b>                       |

| NEW YORK GIANTS        |            |            |             |              |               |                                |
|------------------------|------------|------------|-------------|--------------|---------------|--------------------------------|
| <b>RUSHING</b>         | <b>ATT</b> | <b>YDS</b> | <b>AVG</b>  | <b>LG</b>    | <b>TD</b>     |                                |
| O. Darkwa              | 16         | 71         | 4.4         | 24           | 0             |                                |
| W. Gallman             | 9          | 41         | 4.6         | 14           | 0             |                                |
| G. Smith               | 1          | -1         | -1.0        | -1           | 0             |                                |
| <b>Total</b>           | <b>26</b>  | <b>111</b> | <b>4.3</b>  | <b>24</b>    | <b>0</b>      |                                |
| <b>PASSING</b>         | <b>ATT</b> | <b>CMP</b> | <b>YDS</b>  | <b>SK/YD</b> | <b>TD</b>     | <b>LG</b> <b>IN</b> <b>RT.</b> |
| E. Manning             | 36         | 20         | 220         | 2/12         | 2             | 37 1 80.8                      |
| G. Smith               | 2          | 0          | 0           | 0/0          | 0             | 0 0 39.6                       |
| <b>Total</b>           | <b>38</b>  | <b>20</b>  | <b>220</b>  | <b>2/12</b>  | <b>2</b>      | <b>37 1 76.6</b>               |
| <b>RECEIVING</b>       | <b>NO</b>  | <b>YDS</b> | <b>AVG</b>  | <b>LG</b>    | <b>TD</b>     |                                |
| S. Shepard             | 5          | 70         | 14.0        | 37           | 0             |                                |
| E. Engram              | 4          | 70         | 17.5        | 26           | 1             |                                |
| T. King                | 3          | 33         | 11.0        | 14           | 1             |                                |
| S. Vereen              | 3          | 14         | 4.7         | 8            | 0             |                                |
| E. Ellison             | 2          | 21         | 10.5        | 14           | 0             |                                |
| O. Darkwa              | 2          | 8          | 4.0         | 4            | 0             |                                |
| R. Lewis               | 1          | 4          | 4.0         | 4            | 0             |                                |
| <b>Total</b>           | <b>20</b>  | <b>220</b> | <b>11.0</b> | <b>37</b>    | <b>2</b>      |                                |
| <b>INTERCEPTIONS</b>   | <b>NO</b>  | <b>YDS</b> | <b>AVG</b>  | <b>LG</b>    | <b>TD</b>     |                                |
| <b>Total</b>           | <b>0</b>   | <b>0</b>   | <b>0.0</b>  | <b>0</b>     | <b>0</b>      |                                |
| <b>PUNTING</b>         | <b>NO</b>  | <b>YDS</b> | <b>AVG</b>  | <b>NET</b>   | <b>TB/I20</b> | <b>LG</b>                      |
| B. Wing                | 4          | 213        | 53.3        | 27.6         | 1/0           | 66                             |
| [BLOCKED]              | 1          | 0          | 0.0         | 0.0          | 0/0           | 0                              |
| <b>Total</b>           | <b>5</b>   | <b>213</b> | <b>42.6</b> | <b>27.6</b>  | <b>1/0</b>    | <b>66</b>                      |
| <b>PUNT RETURNS</b>    | <b>NO</b>  | <b>YDS</b> | <b>AVG</b>  | <b>FC</b>    | <b>LG</b>     | <b>TD</b>                      |
| E. Eagan               | 0          | 0          | 0.0         | 1            | 0             | 0                              |
| [OUT OF BOUNDS]        | 1          | 0          | 0.0         | 0            | 0             | 0                              |
| <b>Total</b>           | <b>0</b>   | <b>0</b>   | <b>0.0</b>  | <b>1</b>     | <b>0</b>      | <b>0</b>                       |
| <b>KICKOFF RETURNS</b> | <b>NO</b>  | <b>YDS</b> | <b>AVG</b>  | <b>FC</b>    | <b>LG</b>     | <b>TD</b>                      |
| S. Vereen              | 2          | 51         | 25.5        | 0            | 30            | 0                              |
| [TOUCHBACK]            | 8          | 0          | 0.0         | 0            | 0             | 0                              |
| <b>Total</b>           | <b>2</b>   | <b>51</b>  | <b>25.5</b> | <b>0</b>     | <b>30</b>     | <b>0</b>                       |

## DEFENSIVE STATISTICS (BASED ON COACHES' FILM REVIEW)

| PLAYER           | T  | S | A | S-YDS   | I-YDS | PD | FF | FR |
|------------------|----|---|---|---------|-------|----|----|----|
| A. Ogletree      | 10 | 6 | 4 | 0-0     | 0-0   | 0  | 1  | 0  |
| M. Barron        | 8  | 6 | 2 | 0-0     | 0-0   | 1  | 0  | 0  |
| J. Johnson III   | 8  | 3 | 5 | 0-0     | 0-0   | 0  | 0  | 0  |
| T. Johnson       | 7  | 6 | 1 | 0-0     | 1-0   | 1  | 0  | 0  |
| L. Joyner        | 6  | 2 | 4 | 0-0     | 0-0   | 0  | 0  | 0  |
| M. Brockers      | 5  | 4 | 1 | 0-0     | 0-0   | 0  | 0  | 0  |
| A. Donald        | 5  | 3 | 2 | 1.0-3.0 | 0-0   | 1  | 1  | 1  |
| K. Webster       | 3  | 2 | 1 | 0-0     | 0-0   | 0  | 0  | 0  |
| B. Countess      | 3  | 1 | 2 | 0-0     | 0-0   | 0  | 0  | 0  |
| S. Ebukam        | 3  | 2 | 1 | 0-0     | 0-0   | 0  | 0  | 0  |
| M. Longacre      | 3  | 1 | 2 | 0-0     | 0-0   | 0  | 0  | 0  |
| N. Robey-Coleman | 2  | 1 | 1 | 0-0     | 0-0   | 1  | 0  | 0  |

| PLAYER       | T         | S         | A         | S-YDS       | I-YDS      | PD       | FF       | FR       |
|--------------|-----------|-----------|-----------|-------------|------------|----------|----------|----------|
| T. Hill      | 2         | 2         | 0         | 0-0         | 0-0        | 0        | 0        | 0        |
| M. Christian | 2         | 1         | 1         | 0-0         | 0-0        | 0        | 0        | 0        |
| C. Littleton | 2         | 2         | 0         | 0-0         | 0-0        | 1        | 0        | 0        |
| T. Smart     | 2         | 1         | 1         | 0-0         | 0-0        | 0        | 0        | 0        |
| R. Quinn     | 2         | 0         | 2         | 0-0         | 0-0        | 0        | 0        | 0        |
| T. Walker    | 2         | 1         | 1         | 0-0         | 0-0        | 0        | 0        | 0        |
| M. Fox       | 2         | 0         | 2         | 0-0         | 0-0        | 0        | 0        | 0        |
| C. Barwin    | 2         | 2         | 0         | 1.0-9.0     | 0-0        | 0        | 0        | 1        |
| B. Hager     | 1         | 1         | 0         | 0-0         | 0-0        | 0        | 0        | 0        |
| E. Westbrook | 1         | 0         | 1         | 0-0         | 0-0        | 0        | 0        | 0        |
| <b>TOTAL</b> | <b>81</b> | <b>47</b> | <b>34</b> | <b>2-12</b> | <b>1-0</b> | <b>5</b> | <b>2</b> | <b>2</b> |





**WEATHER: 68 degrees, Cloudy - ATTENDANCE: 60,032 - TIME: 3:06**

For the second-consecutive week, DT Aaron Donald single handily ended the Rams opponents' opening drive with a strip-sack fumble on the opening defensive series. OLB Matt Longacre, who was starting for OLB Robert Quinn recovered the ball fumbled by Texans QB Tom Savage and returned it eight yards to the Houston 12-yard line. On the ensuing drive, the Rams offense gained only three yards, but was able to score three points to open a 3-0 lead with 12:32 to play in the first quarter. K Greg Zuerlein added a 33-yard field goal in the second quarter before Savage connected with WR Bruce Ellington on a 26-yard score with 6:37 remaining in the first half to take a 7-6 lead. Zuerlein connected on his third field goal of the first half, a 50-yarder with 19 seconds left in the second quarter to give the Rams a 9-7 lead heading into intermission. With 9:36 remaining in the third quarter and his team backed up inside their own 10-yard line, QB Jared Goff took the snap from the six-yard line, dropped back into his own end zone and fired a ball that traveled more than 50 yards through the air to a wide open WR Robert Woods, who took the pass 94-yards for the score, the third longest scoring play from scrimmage in franchise history to bust the game wide open and give the momentum to the home team, which ended up scoring two more touchdowns in the quarter. WR Sammy Watkins scored on a 17-yard pass from Goff and Woods recorded his second-straight game with two receiving touchdowns, after going his first 64 games as a professional without a multi-touchdown game.

## STARTING LINEUPS

### HOUSTON TEXANS

|       |                |         |               |
|-------|----------------|---------|---------------|
| WR 10 | D. Hopkins     | RDE 91  | C. Watkins    |
| LT 74 | C. Clark       | NT 92   | B. Dunn       |
| LG 71 | X. Su'a-Filo   | LDE 98  | D. Reader     |
| C 66  | N. Martin      | SAM 57  | B. Scarlett   |
| RG 79 | J. Allen       | MIKE 55 | B. McKinney   |
| RT 68 | B. Giacomini   | WILL 41 | Z. Cunningham |
| TE 87 | C. Fiedorowicz | JACK 90 | J. Clowney    |
| WR 15 | W. Fuller V    | LCB 24  | J. Joseph     |
| QB 3  | T. Savage      | RCB 25  | K. Jackson    |
| FB 45 | J. Prosch      | FS 29   | A. Hal        |
| RB 27 | D. Foreman     | SS 21   | M. Gilchrist  |

### LOS ANGELES RAMS

|       |               |        |                |
|-------|---------------|--------|----------------|
| WR 11 | T. Austin     | DE 90  | M. Brockers    |
| TE 89 | T. Higbee     | DT 93  | E. Westbrooks  |
| LT 77 | A. Whitworth  | DT 99  | A. Donald      |
| LG 76 | R. Saffold    | OLB 96 | M. Longacre    |
| C 65  | J. Sullivan   | OLB 98 | C. Barwin      |
| RG 68 | J. Brown      | ILB 52 | A. Ogletree    |
| RT 79 | R. Havenstein | ILB 26 | M. Barron      |
| WR 12 | S. Watkins    | LCB 22 | T. Johnson     |
| TE 81 | G. Everett    | RCB 21 | K. Webster     |
| QB 16 | J. Goff       | SS 43  | J. Johnson III |
| RB 30 | T. Gurley II  | FS 20  | L. Joyner      |

**LOS ANGELES SUBSTITUTIONS:** K 4 G. Zuerlein, P 6 J. Hekker, WR 10 P. Cooper, WR 17 R. Woods, WR 18 C. Kupp, CB 23 N. Robey-Coleman, DB 24 B. Countess, RB 25 L. Dunbar, CB 32 T. Hill, CB 36 D. Hatfield, S 41 M. Christian, LS 44 J. McQuaide, OLB 50 S. Ebukam, OLB 51 E. Price, LB 54 B. Hager, OLB 58 C. Littleton, T 63 D. Williams, C 66 A. Blythe, TE 82 Johnny Mundt, WR 83 J. Reynolds, DT 92 T. Smart, DT 95 T. Walker, DE 97 M. Fox

**LOS ANGELES DID NOT PLAY:** QB 14 S. Mannion

**LOS ANGELES INACTIVES:** QB 8 B. Allen, RB 33 J. Davis, RB 34 M. Brown, T 73 C. Lucas, TE 86 D. Carrier, WR 88 M. Thomas, OLB 94 R. Quinn

## SCORING SUMMARY

|                               | 1 | 2 | 3  | 4 | OT | TOTAL | FIELD GOALS         |
|-------------------------------|---|---|----|---|----|-------|---------------------|
| <b>VISITOR</b> Houston Texans | 0 | 7 | 0  | 0 | -  | 7     | 34 WL               |
| <b>HOME</b> Los Angeles Rams  | 3 | 6 | 21 | 3 | -  | 33    | (27) (33) (50) (33) |

| TEAM   | Qtr | Time  | Play (Extra Point) (Drive Info)  | Visitor | Home |
|--------|-----|-------|--|---------|------|
| Rams   | 1   | 11:10 | G. Zuerlein 27 yd. Field Goal (4-3, 1:22)                                | 0       | 3    |
| Rams   | 2   | 10:17 | G. Zuerlein 33 yd. Field Goal (6-62, 3:04)                               | 0       | 6    |
| Texans | 2   | 6:31  | B. Ellington 26 yd. pass from T. Savage (K. Fairbairn kick) (8-75, 3:46) | 7       | 6    |
| Rams   | 2   | 0:14  | G. Zuerlein 50 yd. Field Goal (10-43, 1:21)                              | 7       | 9    |
| Rams   | 3   | 9:23  | R. Woods 94 yd. pass from J. Goff (G. Zuerlein kick) (2-96, 0:33)        | 7       | 16   |
| Rams   | 3   | 1:33  | S. Watkins 17 yd. pass from J. Goff (G. Zuerlein kick) (3-36, 1:18)      | 7       | 23   |
| Rams   | 3   | 1:14  | R. Woods 12 yd. pass from J. Goff (G. Zuerlein kick) (1-12, 0:10)        | 7       | 30   |
| Rams   | 4   | 7:33  | G. Zuerlein 33 yd. Field Goal (9-74, 6:26)                               | 7       | 33   |



# FINAL TEAM STATISTICS

|  | TEXANS   | RAMS     |                                       | TEXANS | RAMS    |
|--|----------|----------|---------------------------------------|--------|---------|
| <b>TOTAL FIRST DOWNS</b>                     | 17       | 19       | <b>FGs - PATs Had Blocked</b>         | 0-0    | 0-0     |
| By Rushing                                   | 3        | 6        | Net Punting Average                   | 38.2   | 42.0    |
| By Passing                                   | 9        | 13       | <b>TOTAL RETURN YARDAGE (W/O KOR)</b> | 17     | 66      |
| By Penalty                                   | 5        | 0        | No. and Yards Punt Returns            | 1-17   | 3-32    |
| <b>THIRD DOWN EFFICIENCY</b>                 | 4-12-33% | 6-16-38% | No. and Yards Kickoff Returns         | 0-0    | 2-49    |
| <b>FOURTH DOWN EFFICIENCY</b>                | 0-1-0%   | 0-1-0%   | No. and Yards Interception Returns    | 0-0    | 2-34    |
| <b>TOTAL NET YARDS</b>                       | 283      | 443      | <b>PENALTIES Number and Yards</b>     | 8-60   | 10-86   |
| Total Offensive Plays                        | 64       | 66       | <b>FUMBLES Number and Lost</b>        | 2-2    | 0-0     |
| Average gain per offensive play              | 4.4      | 6.7      | <b>TOUCHDOWNS</b>                     | 1      | 3       |
| <b>NET YARDS RUSHING</b>                     | 89       | 104      | Rushing                               | 0      | 0       |
| Total Rushing Plays                          | 25       | 25       | Passing                               | 1      | 3       |
| Average gain per rushing play                | 3.6      | 4.2      | Returns                               | 0      | 0       |
| Tackles for a loss-number and yards          | 2-7      | 6-19     | Other (Blocked Kicks, etc.)           | 0      | 0       |
| <b>NET YARDS PASSING</b>                     | 194      | 339      | <b>EXTRA POINTS Made-Attempts</b>     | 1-1    | 3-3     |
| Times thrown - yards lost attempting to pass | 3-27     | 3-22     | Kicking Made-Attempts                 | 1-1    | 3-3     |
| Gross yards passing                          | 221      | 361      | <b>FIELD GOALS Made-Attempts</b>      | 0-1    | 4-4     |
| <b>PASS ATTEMPTS-COMP-HAD INT</b>            | 36-18-2  | 38-26-0  | <b>RED ZONE EFFICIENCY</b>            | 0-3-0% | 2-5-40% |
| Avg gain per pass play                       | 5.0      | 8.3      | <b>GOAL TO GO EFFICIENCY</b>          | 0-0-0% | 0-0-0%  |
| <b>KICKOFFS Number-In End Zone-TBs</b>       | 2-1-0    | 8-8-8    | <b>SAFETIES</b>                       | 0      | 0       |
| <b>PUNTS Number and Average</b>              | 6-46.8   | 4-51.3   | <b>FINAL SCORE</b>                    | 7      | 33      |
| Had Blocked                                  | 0        | 0        | <b>TIME OF POSSESSION</b>             | 28:29  | 31:31   |

# FINAL INDIVIDUAL STATISTICS

### HOUSTON TEXANS

| RUSHING      | ATT       | YDS       | AVG        | LG        | TD       |
|--------------|-----------|-----------|------------|-----------|----------|
| L. Miller    | 11        | 60        | 5.5        | 21        | 0        |
| D. Foreman   | 7         | 18        | 2.6        | 6         | 0        |
| A. Blue      | 4         | 10        | 2.5        | 7         | 0        |
| B. Miller    | 1         | 1         | 1.0        | 1         | 0        |
| T. Savage    | 2         | 0         | 0.0        | 1         | 0        |
| <b>Total</b> | <b>25</b> | <b>89</b> | <b>3.6</b> | <b>21</b> | <b>0</b> |

| PASSING      | ATT       | CMP       | YDS        | SK/YD       | TD       | LG        | IN       | RT.         |
|--------------|-----------|-----------|------------|-------------|----------|-----------|----------|-------------|
| T. Savage    | 36        | 18        | 221        | 3/27        | 1        | 36        | 2        | 55.4        |
| <b>Total</b> | <b>36</b> | <b>18</b> | <b>221</b> | <b>3/27</b> | <b>1</b> | <b>36</b> | <b>2</b> | <b>55.4</b> |

| RECEIVING      | NO        | YDS        | AVG         | LG        | TD       |
|----------------|-----------|------------|-------------|-----------|----------|
| D. Hopkins     | 7         | 111        | 15.9        | 36        | 0        |
| B. Ellington   | 4         | 41         | 10.3        | 26t       | 1        |
| S. Anderson    | 2         | 30         | 15.0        | 17        | 0        |
| W. Fuller V    | 2         | 15         | 7.5         | 9         | 0        |
| C. Fiedorowicz | 2         | 10         | 5.0         | 7         | 0        |
| L. Miller      | 1         | 14         | 14.0        | 14        | 0        |
| <b>Total</b>   | <b>18</b> | <b>221</b> | <b>12.3</b> | <b>36</b> | <b>1</b> |

| INTERCEPTIONS | NO       | YDS      | AVG        | LG       | TD       |
|---------------|----------|----------|------------|----------|----------|
| <b>Total</b>  | <b>0</b> | <b>0</b> | <b>0.0</b> | <b>0</b> | <b>0</b> |

| PUNTING      | NO       | YDS        | AVG         | NET         | TB/120     | LG        |
|--------------|----------|------------|-------------|-------------|------------|-----------|
| S. Lechler   | 6        | 281        | 46.8        | 38.2        | 1/4        | 58        |
| <b>Total</b> | <b>6</b> | <b>281</b> | <b>46.8</b> | <b>38.2</b> | <b>1/4</b> | <b>58</b> |

| PUNT RETURNS    | NO       | YDS       | AVG         | FC       | LG        | TD       |
|-----------------|----------|-----------|-------------|----------|-----------|----------|
| B. Ellington    | 1        | 17        | 17.0        | 0        | 17        | 0        |
| [OUT OF BOUNDS] | 2        | 0         | 0.0         | 0        | 0         | 0        |
| [TOUCHBACK]     | 1        | 0         | 0.0         | 0        | 0         | 0        |
| <b>Total</b>    | <b>1</b> | <b>17</b> | <b>17.0</b> | <b>0</b> | <b>17</b> | <b>0</b> |

| KICKOFF RETURNS | NO       | YDS      | AVG        | FC       | LG       | TD       |
|-----------------|----------|----------|------------|----------|----------|----------|
| [TOUCHBACK]     | 8        | 0        | 0.0        | 0        | 0        | 0        |
| <b>Total</b>    | <b>0</b> | <b>0</b> | <b>0.0</b> | <b>0</b> | <b>0</b> | <b>0</b> |

### LOS ANGELES RAMS

| RUSHING      | ATT       | YDS        | AVG        | LG        | TD       |
|--------------|-----------|------------|------------|-----------|----------|
| T. Gurley II | 11        | 68         | 6.2        | 34        | 0        |
| L. Dunbar    | 5         | 31         | 6.2        | 12        | 0        |
| J. Goff      | 4         | 3          | 0.8        | 6         | 0        |
| T. Austin    | 5         | 2          | 0.4        | 7         | 0        |
| <b>Total</b> | <b>25</b> | <b>104</b> | <b>4.2</b> | <b>34</b> | <b>0</b> |

| PASSING      | ATT       | CMP       | YDS        | SK/YD       | TD       | LG         | IN       | RT.          |
|--------------|-----------|-----------|------------|-------------|----------|------------|----------|--------------|
| J. Goff      | 37        | 25        | 355        | 3/22        | 3        | 94t        | 0        | 125.4        |
| J. Hekker    | 1         | 1         | 6          | 0/0         | 0        | 6          | 0        | 91.7         |
| <b>Total</b> | <b>38</b> | <b>26</b> | <b>361</b> | <b>3/22</b> | <b>3</b> | <b>94t</b> | <b>0</b> | <b>125.0</b> |

| RECEIVING    | NO        | YDS        | AVG         | LG         | TD       |
|--------------|-----------|------------|-------------|------------|----------|
| R. Woods     | 8         | 171        | 21.4        | 94t        | 2        |
| T. Gurley II | 6         | 68         | 11.3        | 43         | 0        |
| C. Kupp      | 6         | 47         | 7.8         | 19         | 0        |
| S. Watkins   | 2         | 41         | 20.5        | 24         | 1        |
| T. Higbee    | 2         | 22         | 11.0        | 15         | 0        |
| P. Cooper    | 2         | 12         | 6.0         | 6          | 0        |
| <b>Total</b> | <b>26</b> | <b>361</b> | <b>13.9</b> | <b>94t</b> | <b>3</b> |

| INTERCEPTIONS | NO       | YDS       | AVG         | LG        | TD       |
|---------------|----------|-----------|-------------|-----------|----------|
| B. Countess   | 1        | 19        | 19.0        | 19        | 0        |
| M. Barron     | 1        | 15        | 15.0        | 15        | 0        |
| <b>Total</b>  | <b>2</b> | <b>34</b> | <b>17.0</b> | <b>19</b> | <b>0</b> |

| PUNTING      | NO       | YDS        | AVG         | NET         | TB/120     | LG        |
|--------------|----------|------------|-------------|-------------|------------|-----------|
| J. Hekker    | 4        | 205        | 51.3        | 42.0        | 1/0        | 55        |
| <b>Total</b> | <b>4</b> | <b>205</b> | <b>51.3</b> | <b>42.0</b> | <b>1/0</b> | <b>55</b> |

| PUNT RETURNS | NO       | YDS       | AVG         | FC       | LG        | TD       |
|--------------|----------|-----------|-------------|----------|-----------|----------|
| P. Cooper    | 3        | 32        | 10.7        | 1        | 27        | 0        |
| [TOUCHBACK]  | 1        | 0         | 0.0         | 0        | 0         | 0        |
| [DOWNED]     | 1        | 0         | 0.0         | 0        | 0         | 0        |
| <b>Total</b> | <b>3</b> | <b>32</b> | <b>10.7</b> | <b>1</b> | <b>27</b> | <b>0</b> |

| KICKOFF RETURNS | NO       | YDS       | AVG         | FC       | LG        | TD       |
|-----------------|----------|-----------|-------------|----------|-----------|----------|
| P. Cooper       | 2        | 49        | 24.5        | 0        | 27        | 0        |
| <b>Total</b>    | <b>2</b> | <b>49</b> | <b>24.5</b> | <b>0</b> | <b>27</b> | <b>0</b> |

# DEFENSIVE STATISTICS (BASED ON COACHES' FILM REVIEW)

| PLAYER           | T | S | A | S-YDS   | I-YDS | PD | FF | FR |
|------------------|---|---|---|---------|-------|----|----|----|
| A. Ogletree      | 8 | 6 | 2 | 0-0     | 0-0   | 1  | 0  | 0  |
| K. Webster       | 7 | 4 | 3 | 0-0     | 0-0   | 1  | 0  | 0  |
| M. Barron        | 7 | 5 | 2 | 0-0     | 1-15  | 0  | 0  | 0  |
| T. Johnson       | 5 | 5 | 0 | 0-0     | 0-0   | 2  | 0  | 0  |
| J. Johnson III   | 5 | 3 | 2 | 0-0     | 0-0   | 1  | 0  | 0  |
| C. Barwin        | 5 | 2 | 3 | 0-0     | 0-0   | 0  | 0  | 0  |
| N. Robey-Coleman | 4 | 3 | 1 | 0-0     | 0-0   | 0  | 0  | 0  |
| M. Brockers      | 4 | 2 | 2 | 1.0-3.0 | 0-0   | 1  | 0  | 0  |

| PLAYER       | T         | S         | A         | S-YDS       | I-YDS       | PD       | FF       | FR       |
|--------------|-----------|-----------|-----------|-------------|-------------|----------|----------|----------|
| E. Westbrook | 4         | 2         | 2         | 0-0         | 0-0         | 0        | 0        | 0        |
| A. Donald    | 4         | 2         | 2         | 1.0-14.0    | 0-0         | 1        | 0        | 0        |
| L. Joyner    | 3         | 1         | 2         | 0-0         | 0-0         | 1        | 0        | 0        |
| T. Walker    | 3         | 2         | 1         | 0-0         | 0-0         | 0        | 0        | 1        |
| M. Longacre  | 2         | 1         | 1         | 0-0         | 0-0         | 0        | 0        | 0        |
| S. Ebukam    | 1         | 1         | 0         | 1.0-10.0    | 0-0         | 0        | 1        | 0        |
| M. Fox       | 1         | 1         | 0         | 0-0         | 0-0         | 0        | 0        | 0        |
| B. Countess  | 0         | 0         | 0         | 0-0         | 1-19        | 0        | 0        | 0        |
| <b>TOTAL</b> | <b>63</b> | <b>40</b> | <b>23</b> | <b>3-27</b> | <b>2-34</b> | <b>8</b> | <b>2</b> | <b>2</b> |





# 10

## LOS ANGELES 7, MINNESOTA 24

November 17, 2017 - U.S. Bank Stadium - Minneapolis, Minn.



**WEATHER: Indoors - ATTENDANCE: 66,809 - TIME: 3:06**

The Los Angeles Rams took the opening kickoff and marched 75 yards for a touchdown, scoring on a six-yard rush by RB Todd Gurley II, the only score by either team in the opening quarter. The Vikings capitalized on great field position after sacking Rams QB Jared Goff on the 1-yard line. Minnesota started their drive at the Rams 30-yard line, capping the scoring drive off with an eight-yard rush by RB Latavius Murray to knot the game at 7-7 with 13:36 remaining in the half. With 4:11 remaining in the second quarter, L.A. QB Jared Goff connected with WR Cooper Kupp for a 10-yard completion, but Kupp fumbled the ball at the Vikings 1-yard line preventing the Rams go-ahead score. The teams went into the locker room tied at 7-7. After a scoreless third quarter, Murray scored his second touchdown on the day 38 seconds into the final period on a two-yard rush, giving Minnesota a 14-7 lead with 14:22 to play. On the ensuing possession, L.A. was able to get into Minnesota territory, but unable to score leading to a 42-yard punt from P Johnny Hekker which pinned the Vikings at their own seven-yard line. The Vikings recorded a five play, 93-yard drive capped off by a 65-yard touchdown pass from Vikings QB Case Keenum to WR Adam Thielen, extending the Vikings' lead to 21-7 with 10:14 remaining in the contest. It marked the Rams first game of the season in which they didn't record a single sack, previously L.A. had recorded at least 2.0 sacks in every game through the team's first nine games. WR Robert Woods finished with a team-leading eight receptions and 81 yards. Gurley finished the contest with 37 yards rushing and 56 yards from scrimmage.

### STARTING LINEUPS

#### LOS ANGELES RAMS

|       |               |        |                |
|-------|---------------|--------|----------------|
| WR 18 | C. Kupp       | DE 90  | M. Brockers    |
| TE 89 | T. Higbee     | DE 93  | E. Westbrooks  |
| LT 77 | A. Whitworth  | DT 99  | A. Donald      |
| LG 76 | R. Saffold    | OLB 94 | R. Quinn       |
| C 65  | J. Sullivan   | OLB 98 | C. Barwin      |
| RG 68 | J. Brown      | ILB 52 | A. Ogletree    |
| RT 79 | R. Havenstein | ILB 26 | M. Barron      |
| WR 12 | S. Watkins    | LCB 22 | T. Johnson     |
| WR 17 | R. Woods      | RCB 21 | K. Webster     |
| QB 16 | J. Goff       | SS 43  | J. Johnson III |
| RB 30 | T. Gurley II  | FS 20  | L. Joyner      |

#### MINNESOTA VIKINGS

|       |            |        |              |
|-------|------------|--------|--------------|
| QB 7  | C. Keenum  | LE 99  | D. Hunter    |
| WR 14 | S. Diggs   | DT 98  | L. Joseph    |
| WR 19 | A. Thielen | DT 92  | T. Johnson   |
| RB 25 | L. Murray  | RE 97  | E. Griffen   |
| RG 61 | J. Berger  | MLB 54 | E. Kendricks |
| LG 62 | N. Easton  | SLB 55 | A. Barr      |
| C 65  | P. Elflein | SS 41  | A. Harris    |
| RT 69 | R. Hill    | RCB 29 | X. Rhodes    |
| LT 71 | R. Rieff   | LCB 26 | T. Waynes    |
| TE 82 | K. Rudolph | FS 22  | H. Smith     |
| TE 89 | D. Morgan  | DB 23  | T. Newman    |

**LOS ANGELES SUBSTITUTIONS:** K 4 G. Zuerlein, P 6 J. Hekker, WR 10 P. Cooper, WR 11 T. Austin, CB 23 N. Robey-Coleman, DB 24 B. Countess, RB 25 L. Dunbar, CB 36 D. Hatfield, S 41 M. Christian, LS 44 J. McQuaide, OLB 50 S. Ebukam, LB 54 B. Hager, OLB 58 C. Littleton, T 63 D. Williams, TE 81 G. Everett, TE 82 Johnny Mundt, WR 83 J. Reynolds, WR 88 M. Thomas, DT 92 T. Smart, DT 95 T. Walker, OLB 96 M. Longacre, DE 97 M. Fox

**LOS ANGELES DID NOT PLAY:** QB 14 S. Mannion, C 66 A. Blythe

**LOS ANGELES INACTIVES:** QB 8 B. Allen, CB 32 T. Hill, RB 33 J. Davis, RB 34 M. Brown, OLB 51 E. Price, T 73 C. Lucas, TE 86 D. Carrier

### SCORING SUMMARY

|                                 | 1 | 2 | 3 | 4  | OT | TOTAL | FIELD GOALS     |
|---------------------------------|---|---|---|----|----|-------|-----------------|
| <b>VISITOR</b> Los Angeles Rams | 7 | 0 | 0 | 0  | -  | 7     |                 |
| <b>HOME</b> Minnesota Vikings   | 0 | 7 | 0 | 17 | -  | 24    | 48WR, 39LU (39) |

| TEAM    | Qtr | Time  | Play (Extra Point) (Drive Info)                                      | Visitor | Home |
|---------|-----|-------|--|---------|------|
| Rams    | 1   | 10:42 | T. Gurley II 6 yd. run (G. Zuerlein Kick) (9-75, 4:18)               | 7       | 0    |
| Vikings | 2   | 13:31 | L. Murray 8 yd. run (K. Forbath kick) (7-30, 3:09)                   | 7       | 7    |
| Vikings | 4   | 14:15 | L. Murray 2 yd. run (K. Forbath kick) (11-71, 6:01)                  | 7       | 14   |
| Vikings | 4   | 10:14 | A. Thielen 65 yd. pass from C. Keenum (K. Forbath kick) (5-93, 2:23) | 7       | 21   |
| Vikings | 4   | 2:23  | K. Forbath 39 yd. Field Goal (12-64, 5:55)                           | 7       | 24   |



# FINAL TEAM STATISTICS

|  | RAMS     | VIKINGS  |                                       | RAMS     | VIKINGS  |
|--|----------|----------|---------------------------------------|----------|----------|
| <b>TOTAL FIRST DOWNS</b>                     | 15       | 27       | <b>FGs - PATs Had Blocked</b>         | 0-0      | 0-0      |
| By Rushing                                   | 1        | 9        | Net Punting Average                   | 40.8     | 41.7     |
| By Passing                                   | 12       | 15       | <b>TOTAL RETURN YARDAGE (W/O KOR)</b> | 12       | 9        |
| By Penalty                                   | 2        | 3        | No. and Yards Punt Returns            | 2-12     | 1-9      |
| <b>THIRD DOWN EFFICIENCY</b>                 | 3-11-27% | 7-14-50% | No. and Yards Kickoff Returns         | 2-60     | 0-0      |
| <b>FOURTH DOWN EFFICIENCY</b>                | 0-1-0%   | 1-1-100% | No. and Yards Interception Returns    | 0-0      | 0-0      |
| <b>TOTAL NET YARDS</b>                       | 254      | 451      | <b>PENALTIES Number and Yards</b>     | 8-60     | 7-65     |
| Total Offensive Plays                        | 56       | 73       | <b>FUMBLES Number and Lost</b>        | 1-1      | 0-0      |
| Average gain per offensive play              | 4.5      | 6.2      | <b>TOUCHDOWNS</b>                     | 1        | 3        |
| <b>NET YARDS RUSHING</b>                     | 45       | 171      | Rushing                               | 1        | 2        |
| Total Rushing Plays                          | 17       | 35       | Passing                               | 0        | 1        |
| Average gain per rushing play                | 2.6      | 4.9      | Returns                               | 0        | 0        |
| Tackles for a loss-number and yards          | 3-5      | 4-10     | Other (Blocked Kicks, etc.)           | 0        | 0        |
| <b>NET YARDS PASSING</b>                     | 209      | 280      | <b>EXTRA POINTS Made-Attempts</b>     | 1-1      | 3-3      |
| Times thrown - yards lost attempting to pass | 2-16     | 0-0      | Kicking Made-Attempts                 | 1-1      | 3-3      |
| Gross yards passing                          | 225      | 280      | <b>FIELD GOALS Made-Attempts</b>      | 0-0      | 1-3      |
| <b>PASS ATTEMPTS-COMP-HAD INT</b>            | 37-23-0  | 38-27-0  | <b>RED ZONE EFFICIENCY</b>            | 1-3-33%  | 2-2-100% |
| Avg gain per pass play                       | 5.4      | 7.4      | <b>GOAL TO GO EFFICIENCY</b>          | 1-1-100% | 2-2-100% |
| <b>KICKOFFS Number-In End Zone-TBs</b>       | 2-2-2    | 5-5-3    | <b>SAFETIES</b>                       | 0        | 0        |
| <b>PUNTS Number and Average</b>              | 6-42.3   | 3-45.7   | <b>FINAL SCORE</b>                    | 7        | 24       |
| Had Blocked                                  | 0        | 0        | <b>TIME OF POSSESSION</b>             | 22:38    | 37:22    |

# FINAL INDIVIDUAL STATISTICS

| LOS ANGELES RAMS |           |            |             |             |            |           | MINNESOTA VIKINGS |             |            |            |           |          |  |
|------------------|-----------|------------|-------------|-------------|------------|-----------|-------------------|-------------|------------|------------|-----------|----------|--|
| RUSHING          | ATT       | YDS        | AVG         | LG          | TD         |           | RUSHING           | ATT         | YDS        | AVG        | LG        | TD       |  |
| T. Gurley II     | 15        | 37         | 2.5         | 8           | 1          |           | L. Murray         | 15          | 95         | 6.3        | 34        | 2        |  |
| J. Goff          | 2         | 8          | 4.0         | 9           | 0          |           | J. McKinnon       | 14          | 48         | 3.4        | 9         | 0        |  |
| <b>Total</b>     | <b>17</b> | <b>45</b>  | <b>2.6</b>  | <b>9</b>    | <b>1</b>   |           | C. Keenum         | 3           | 20         | 6.7        | 14        | 0        |  |
|                  |           |            |             |             |            |           | C. Ham            | 3           | 8          | 2.7        | 3         | 0        |  |
|                  |           |            |             |             |            |           | T. Savage         | 2           | 0          | 0.0        | 1         | 0        |  |
|                  |           |            |             |             |            |           | <b>Total</b>      | <b>35</b>   | <b>171</b> | <b>4.9</b> | <b>34</b> | <b>2</b> |  |
| PASSING          | ATT       | CMP        | YDS         | SK/YD       | TD         | LG        | IN                | RT.         |            |            |           |          |  |
| J. Goff          | 37        | 23         | 225         | 2/16        | 0          | 23        | 0                 | 79.2        |            |            |           |          |  |
| <b>Total</b>     | <b>37</b> | <b>23</b>  | <b>225</b>  | <b>2/16</b> | <b>0</b>   | <b>23</b> | <b>0</b>          | <b>79.2</b> |            |            |           |          |  |
| RECEIVING        | NO        | YDS        | AVG         | LG          | TD         |           |                   |             |            |            |           |          |  |
| R. Woods         | 8         | 81         | 10.1        | 23          | 0          |           |                   |             |            |            |           |          |  |
| C. Kupp          | 6         | 64         | 10.7        | 23          | 0          |           |                   |             |            |            |           |          |  |
| S. Watkins       | 3         | 36         | 12.0        | 15          | 0          |           |                   |             |            |            |           |          |  |
| T. Gurley II     | 3         | 19         | 6.3         | 11          | 0          |           |                   |             |            |            |           |          |  |
| M. Thomas        | 1         | 12         | 12.0        | 12          | 0          |           |                   |             |            |            |           |          |  |
| G. Everett       | 1         | 8          | 8.0         | 8           | 0          |           |                   |             |            |            |           |          |  |
| T. Higbee        | 1         | 5          | 5.0         | 5           | 0          |           |                   |             |            |            |           |          |  |
| <b>Total</b>     | <b>23</b> | <b>225</b> | <b>9.8</b>  | <b>23</b>   | <b>0</b>   |           |                   |             |            |            |           |          |  |
| INTERCEPTIONS    | NO        | YDS        | AVG         | LG          | TD         |           |                   |             |            |            |           |          |  |
| <b>Total</b>     | <b>0</b>  | <b>0</b>   | <b>0.0</b>  | <b>0</b>    | <b>0</b>   |           |                   |             |            |            |           |          |  |
| PUNTING          | NO        | YDS        | AVG         | NET         | TB/20      | LG        |                   |             |            |            |           |          |  |
| J. Hekker        | 6         | 254        | 42.3        | 40.8        | 0/4        | 56        |                   |             |            |            |           |          |  |
| <b>Total</b>     | <b>6</b>  | <b>254</b> | <b>42.3</b> | <b>40.8</b> | <b>0/4</b> | <b>56</b> |                   |             |            |            |           |          |  |
| PUNT RETURNS     | NO        | YDS        | AVG         | FC          | LG         | TD        |                   |             |            |            |           |          |  |
| P. Cooper        | 2         | 12         | 6.0         | 1           | 13         | 0         |                   |             |            |            |           |          |  |
| <b>Total</b>     | <b>2</b>  | <b>12</b>  | <b>6.0</b>  | <b>1</b>    | <b>13</b>  | <b>0</b>  |                   |             |            |            |           |          |  |
| KICKOFF RETURNS  | NO        | YDS        | AVG         | FC          | LG         | TD        |                   |             |            |            |           |          |  |
| P. Cooper        | 2         | 60         | 30.0        | 0           | 34         | 0         |                   |             |            |            |           |          |  |
| [TOUCHBACK]      | 3         | 0          | 0.0         | 0           | 0          | 0         |                   |             |            |            |           |          |  |
| <b>Total</b>     | <b>2</b>  | <b>60</b>  | <b>30.0</b> | <b>0</b>    | <b>34</b>  | <b>0</b>  |                   |             |            |            |           |          |  |

# DEFENSIVE STATISTICS (BASED ON COACHES' FILM REVIEW)

| PLAYER         | T  | S  | A | S-YDS | I-YDS | PD | FF | FR | PLAYER           | T         | S         | A         | S-YDS      | I-YDS      | PD       | FF       | FR       |
|----------------|----|----|---|-------|-------|----|----|----|------------------|-----------|-----------|-----------|------------|------------|----------|----------|----------|
| A. Ogletree    | 13 | 12 | 1 | 0-0   | 0-0   | 1  | 0  | 0  | A. Donald        | 3         | 2         | 1         | 0-0        | 0-0        | 0        | 0        | 0        |
| J. Johnson III | 12 | 7  | 5 | 0-0   | 0-0   | 0  | 0  | 0  | B. Countess      | 2         | 1         | 1         | 0-0        | 0-0        | 0        | 0        | 0        |
| T. Johnson     | 6  | 5  | 1 | 0-0   | 0-0   | 0  | 0  | 0  | D. Hatfield      | 2         | 2         | 0         | 0-0        | 0-0        | 0        | 0        | 0        |
| M. Barron      | 6  | 4  | 2 | 0-0   | 0-0   | 0  | 0  | 0  | S. Ebukam        | 2         | 2         | 0         | 0-0        | 0-0        | 0        | 0        | 0        |
| L. Joyner      | 6  | 4  | 2 | 0-0   | 0-0   | 1  | 0  | 0  | T. Walker        | 2         | 1         | 1         | 0-0        | 0-0        | 1        | 0        | 0        |
| K. Webster     | 4  | 2  | 2 | 0-0   | 0-0   | 0  | 0  | 0  | C. Barwin        | 2         | 0         | 2         | 0-0        | 0-0        | 0        | 0        | 0        |
| M. Brockers    | 4  | 2  | 2 | 0-0   | 0-0   | 0  | 0  | 0  | N. Robey-Coleman | 1         | 1         | 0         | 0-0        | 0-0        | 0        | 0        | 0        |
| R. Quinn       | 4  | 3  | 1 | 0-0   | 0-0   | 0  | 0  | 0  | M. Fox           | 1         | 1         | 0         | 0-0        | 0-0        | 0        | 0        | 0        |
| E. Westbrooks  | 3  | 2  | 1 | 0-0   | 0-0   | 0  | 0  | 0  | <b>TOTAL</b>     | <b>73</b> | <b>51</b> | <b>22</b> | <b>0-0</b> | <b>0-0</b> | <b>3</b> | <b>0</b> | <b>0</b> |





**WEATHER: Sunny, 72 degrees - ATTENDANCE: 62,006 - TIME: 3:11**

The Los Angeles Rams bounced back after their third loss of the season as they attacked the New Orleans Saints from the opening kickoff, which was returned 41 yards by WR Pharoh Cooper. The first play from scrimmage for the offense was a 24-yard pass from QB Jared Goff to WR Sammy Watkins. The pair connected on a 5-yard touchdown capping off a seven play, 59-yard drive - the first opening drive touchdown at the Coliseum for the Rams this season. On the defense's first series, after giving up a 24-yard pass from Saints QB Drew Brees to WR Michael Thomas, the Rams defense clamped down and sacked Brees in back-to-back plays, first with DT Aaron Donald posting his sixth sack of the season, followed by OLB Robert Quinn's strip-sack on a third-and-10 play, the fumble was recovered by the Saints, but New Orleans was forced to punt. L.A. remained in control for the rest of the first half, K Greg Zuerlein attempted what would have been a career-long 63-yarder as time expired in the second quarter, a kick that was tipped at the line of scrimmage and fell short. After Zuerlein connected on a 49-yarder with 14:11 remaining in the game, L.A. held a 23-10 lead. The two teams exchanged field goals before the Saints recorded a touchdown in a last-minute effort to pull off the come-from-behind win, but their efforts fell short after Rams WR Sammy Watkins covered the Saints onside attempt with less than two minutes left in the ball game. The Rams defense held Brees to 246 yards passing and sacked him three times.

### STARTING LINEUPS

#### NEW ORLEANS SAINTS

|       |             |         |              |
|-------|-------------|---------|--------------|
| WR 13 | M. Thomas   | RDE 93  | D. Onyemata  |
| LT 72 | T. Armstead | RDT 95  | T. Davison   |
| LG 75 | A. Peat     | LDT 98  | S. Rankins   |
| C 60  | M. Unger    | LDE 94  | C. Jordan    |
| RG 67 | L. Warford  | WILL 52 | C. Robertson |
| RT 71 | R. Ramczyk  | SAM 53  | A. Klein     |
| TE 89 | J. Hill     | RCB 21  | D. Harris    |
| WR 19 | T. Ginn     | SS 32   | K. Vaccaro   |
| QB 9  | D. Brees    | FS 43   | M. Williams  |
| RB 22 | M. Ingram   | CB 48   | V. Bell      |
| FB 41 | A. Kamara   | LCB 26  | P. Williams  |

#### LOS ANGELES RAMS

|       |               |        |                |
|-------|---------------|--------|----------------|
| WR 11 | T. Austin     | DE 90  | M. Brockers    |
| TE 89 | T. Higbee     | DE 93  | E. Westbrooks  |
| LT 77 | A. Whitworth  | DT 99  | A. Donald      |
| LG 76 | R. Saffold    | OLB 94 | R. Quinn       |
| C 65  | J. Sullivan   | OLB 98 | C. Barwin      |
| RG 68 | J. Brown      | ILB 52 | A. Ogletree    |
| RT 79 | R. Havenstein | ILB 26 | M. Barron      |
| WR 12 | S. Watkins    | LCB 22 | T. Johnson     |
| WR 83 | J. Reynolds   | RCB 21 | K. Webster     |
| QB 16 | J. Goff       | SS 43  | J. Johnson III |
| RB 30 | T. Gurley II  | FS 20  | L. Joyner      |

**LOS ANGELES SUBSTITUTIONS:** K 4 G. Zuerlein, P 6 J. Hekker, WR 10 P. Cooper, WR 18 C. Kupp, DB 24 B. Countess, CB 32 T. Hill, RB 33 J. Davis, CB 36 D. Hatfield, S 41 M. Christian, LS 44 J. McQuaide, CB 47 K. Peterson, OLB 50 S. Ebukam, LB 54 B. Hager, OLB 58 C. Littleton, T 63 D. Williams, C 66 A. Blythe, TE 81 G. Everett, TE 86 D. Carrier, WR 88 M. Thomas, DT 92 T. Smart, DT 95 T. Walker, OLB 96 M. Longacre, DE 97 M. Fox

**LOS ANGELES DID NOT PLAY:** QB 14 S. Mannion

**LOS ANGELES INACTIVES:** QB 8 B. Allen, WR 17 R. Woods, CB 23 N. Robey-Coleman, RB 25 L. Dunbar, RB 34 M. Brown, OLB 51 E. Price, T 73 C. Lucas

### SCORING SUMMARY

|                                   | 1  | 2 | 3 | 4  | OT | TOTAL | FIELD GOALS              |
|-----------------------------------|----|---|---|----|----|-------|--------------------------|
| <b>VISITOR</b> New Orleans Saints | 7  | 3 | 0 | 10 | -  | 20    | (50) (21)                |
| <b>HOME</b> Los Angeles Rams      | 10 | 7 | 3 | 6  | -  | 26    | (50) 63SH (46) (49) (26) |

| TEAM   | Qtr | Clock | Play (Extra Point) (Drive Info)                                     | Visitor | Home |
|--------|-----|-------|---|---------|------|
| Rams   | 1   | 10:53 | S. Watkins 5 yd. pass from J. Goff (G. Zuerlein Kick) (7-59, 4:07)  | 0       | 7    |
| Rams   | 1   | 3:02  | G. Zuerlein 50 yd. Field Goal (11-51, 5:28)                         | 0       | 10   |
| Saints | 1   | 2:14  | A. Kamar 74 yd. run (W. Lutz kick) (2-75, 0:48)                     | 7       | 10   |
| Rams   | 2   | 4:22  | J. Reynolds 7 yd. pass from J. Goff (G. Zuerlein Kick) (8-86, 4:18) | 7       | 17   |
| Saints | 2   | 0:58  | W. Lutz 50 yd. Field Goal (8-44, 3:24)                              | 10      | 17   |
| Rams   | 3   | 3:37  | G. Zuerlein 46 yd. Field Goal (7-59, 3:13)                          | 10      | 20   |
| Rams   | 4   | 14:11 | G. Zuerlein 49 yd. Field Goal (6-50, 3:20)                          | 10      | 23   |
| Saints | 4   | 10:05 | W. Lutz 21 yd. Field Goal (10-72, 4:06)                             | 13      | 23   |
| Rams   | 4   | 2:27  | G. Zuerlein 26 yd. Field Goal (13-67, 5:28)                         | 13      | 26   |
| Saints | 4   | 1:45  | A. Kamara 15 yd. pass from D. Brees (W. Lutz kick) (6-75, 0:42)     | 20      | 26   |



# FINAL TEAM STATISTICS

|  | SAINTS   | RAMS     |                                       | SAINTS  | RAMS     |
|--|----------|----------|---------------------------------------|---------|----------|
| <b>TOTAL FIRST DOWNS</b>                     | 14       | 24       | <b>FGs - PATs Had Blocked</b>         | 0-0     | 0-0      |
| By Rushing                                   | 2        | 6        | Net Punting Average                   | 44.6    | 46.0     |
| By Passing                                   | 10       | 14       | <b>TOTAL RETURN YARDAGE (W/O KOR)</b> | 0       | 59       |
| By Penalty                                   | 2        | 4        | No. and Yards Punt Returns            | 0-0     | 3-59     |
| <b>THIRD DOWN EFFICIENCY</b>                 | 3-13-23% | 3-14-21% | No. and Yards Kickoff Returns         | 0-0     | 4-110    |
| <b>FOURTH DOWN EFFICIENCY</b>                | 1-1-100% | 0-0-0%   | No. and Yards Interception Returns    | 1-0     | 0-0      |
| <b>TOTAL NET YARDS</b>                       | 346      | 415      | <b>PENALTIES Number and Yards</b>     | 7-112   | 9-90     |
| Total Offensive Plays                        | 52       | 73       | <b>FUMBLES Number and Lost</b>        | 1-0     | 1-0      |
| Average gain per offensive play              | 6.7      | 5.7      | <b>TOUCHDOWNS</b>                     | 2       | 2        |
| <b>NET YARDS RUSHING</b>                     | 123      | 88       | Rushing                               | 1       | 0        |
| Total Rushing Plays                          | 17       | 25       | Passing                               | 1       | 2        |
| Average gain per rushing play                | 7.2      | 3.5      | Returns                               | 0       | 0        |
| Tackles for a loss-number and yards          | 0-0      | 0-0      | Other (Blocked Kicks, etc.)           | 0       | 0        |
| <b>NET YARDS PASSING</b>                     | 223      | 327      | <b>EXTRA POINTS Made-Attempts</b>     | 2-2     | 2-2      |
| Times thrown - yards lost attempting to pass | 3-23     | 4-27     | Kicking Made-Attempts                 | 2-2     | 2-2      |
| Gross yards passing                          | 246      | 354      | <b>FIELD GOALS Made-Attempts</b>      | 2-2     | 4-5      |
| <b>PASS ATTEMPTS-COMP-HAD INT</b>            | 21-22-0  | 44-28-1  | <b>RED ZONE EFFICIENCY</b>            | 1-2-50% | 2-4-50%  |
| Avg gain per pass play                       | 6.4      | 6.8      | <b>GOAL TO GO EFFICIENCY</b>          | 0-1-0%  | 2-2-100% |
| <b>KICKOFFS Number-In End Zone-TBs</b>       | 5-2-0    | 7-7-7    | <b>SAFETIES</b>                       | 0       | 0        |
| <b>PUNTS Number and Average</b>              | 7-53.0   | 3-46.0   | <b>FINAL SCORE</b>                    | 20      | 26       |
| Had Blocked                                  | 0        | 0        | <b>TIME OF POSSESSION</b>             | 24:34   | 35:26    |

# FINAL INDIVIDUAL STATISTICS

| NEW ORLEANS SAINTS     |     |     |      |       |        |    | LOS ANGELES RAMS       |       |                |      |      |        |       |    |    |    |      |
|------------------------|-----|-----|------|-------|--------|----|------------------------|-------|----------------|------|------|--------|-------|----|----|----|------|
| <b>RUSHING</b>         | ATT | YDS | AVG  | LG    | TD     |    | <b>RUSHING</b>         | ATT   | YDS            | AVG  | LG   | TD     |       |    |    |    |      |
| A. Kamara              | 5   | 87  | 17.4 | 74t   | 1      |    | T. Gurley II           | 17    | 74             | 4.4  | 14   | 0      |       |    |    |    |      |
| M. Ingram              | 11  | 31  | 2.8  | 7     | 0      |    | T. Austin              | 5     | 17             | 3.4  | 10   | 0      |       |    |    |    |      |
| D. Brees               | 1   | 5   | 5.0  | 5     | 0      |    | J. Goff                | 3     | -3             | -1.0 | -1   | 0      |       |    |    |    |      |
| <b>Total</b>           | 17  | 123 | 7.2  | 74t   | 1      |    | <b>Total</b>           | 25    | 88             | 3.5  | 14   | 0      |       |    |    |    |      |
| <b>PASSING</b>         | ATT | CMP | YDS  | SK/YD | TD     | LG | IN                     | RT.   | <b>PASSING</b> | ATT  | CMP  | YDS    | SK/YD | TD | LG | IN | RT.  |
| D. Brees               | 32  | 22  | 246  | 3/23  | 1      | 33 | 0                      | 101.8 | J. Goff        | 43   | 28   | 354    | 4/27  | 2  | 53 | 1  | 96.5 |
| <b>Total</b>           | 32  | 22  | 246  | 3/23  | 1      | 33 | 0                      | 101.8 | C. Kupp        | 1    | 0    | 0      | 0/0   | 0  | 0  | 0  | 39.6 |
| <b>RECEIVING</b>       | NO  | YDS | AVG  | LG    | TD     |    | <b>RECEIVING</b>       | NO    | YDS            | AVG  | LG   | TD     |       |    |    |    |      |
| T. Ginn                | 7   | 71  | 10.1 | 25    | 0      |    | C. Kupp                | 8     | 116            | 14.5 | 53   | 0      |       |    |    |    |      |
| A. Kamara              | 6   | 101 | 16.8 | 33    | 1      |    | S. Watkins             | 4     | 82             | 20.5 | 31   | 1      |       |    |    |    |      |
| M. Thomas              | 5   | 52  | 10.4 | 24    | 0      |    | T. Gurley II           | 4     | 54             | 13.5 | 31   | 0      |       |    |    |    |      |
| M. Ingram              | 2   | 5   | 2.5  | 5     | 0      |    | J. Reynolds            | 4     | 37             | 9.3  | 14   | 1      |       |    |    |    |      |
| W. Snead               | 1   | 9   | 9.0  | 9     | 0      |    | T. Higbee              | 3     | 48             | 16.0 | 38   | 0      |       |    |    |    |      |
| C. Fleener             | 1   | 8   | 8.0  | 8     | 0      |    | T. Austin              | 3     | -1             | -0.3 | 4    | 0      |       |    |    |    |      |
| <b>Total</b>           | 22  | 246 | 11.2 | 33    | 1      |    | P. Cooper              | 1     | 9              | 9.0  | 9    | 0      |       |    |    |    |      |
| <b>INTERCEPTIONS</b>   | NO  | YDS | AVG  | LG    | TD     |    | G. Everett             | 1     | 9              | 9.0  | 9    | 0      |       |    |    |    |      |
| P. Williams            | 1   | 0   | 0.0  | 0     | 0      |    | <b>Total</b>           | 28    | 354            | 12.6 | 53   | 2      |       |    |    |    |      |
| <b>Total</b>           | 1   | 0   | 0.0  | 0     | 0      |    | <b>INTERCEPTIONS</b>   | NO    | YDS            | AVG  | LG   | TD     |       |    |    |    |      |
| <b>PUNTING</b>         | NO  | YDS | AVG  | NET   | TB/I20 | LG | <b>PUNTING</b>         | NO    | YDS            | AVG  | NET  | TB/I20 | LG    |    |    |    |      |
| T. Morstead            | 7   | 371 | 53.0 | 44.6  | 0/2    | 67 | J. Hekker              | 3     | 138            | 46.0 | 46.0 | 0/3    | 50    |    |    |    |      |
| <b>Total</b>           | 7   | 371 | 53.0 | 44.6  | 0/2    | 67 | <b>Total</b>           | 3     | 138            | 46.0 | 46.0 | 0/3    | 50    |    |    |    |      |
| <b>PUNT RETURNS</b>    | NO  | YDS | AVG  | FC    | LG     | TD | <b>PUNT RETURNS</b>    | NO    | YDS            | AVG  | FC   | LG     | TD    |    |    |    |      |
| T. Lewis               | 0   | 0   | 0.0  | 2     | 0      | 0  | P. Cooper              | 3     | 59             | 19.7 | 2    | 40     | 0     |    |    |    |      |
| [OUT OF BOUNDS]        | 1   | 0   | 0.0  | 0     | 0      | 0  | <b>Total</b>           | 3     | 59             | 19.7 | 2    | 40     | 0     |    |    |    |      |
| <b>Total</b>           | 0   | 0   | 0.0  | 2     | 0      | 0  | <b>KICKOFF RETURNS</b> | NO    | YDS            | AVG  | FC   | LG     | TD    |    |    |    |      |
| <b>KICKOFF RETURNS</b> | NO  | YDS | AVG  | FC    | LG     | TD | P. Cooper              | 4     | 110            | 27.5 | 0    | 40     | 0     |    |    |    |      |
| [TOUCHBACK]            | 7   | 0   | 0.0  | 0     | 0      | 0  | <b>Total</b>           | 4     | 110            | 27.5 | 0    | 40     | 0     |    |    |    |      |
| <b>Total</b>           | 0   | 0   | 0.0  | 0     | 0      | 0  |                        |       |                |      |      |        |       |    |    |    |      |

# DEFENSIVE STATISTICS (BASED ON COACHES' FILM REVIEW)

| PLAYER         | T         | S         | A         | S-YDS           | I-YDS      | PD       | FF       | FR       | PLAYER       | T | S | A | S-YDS    | I-YDS | PD | FF | FR |
|----------------|-----------|-----------|-----------|-----------------|------------|----------|----------|----------|--------------|---|---|---|----------|-------|----|----|----|
| A. Ogletree    | 10        | 8         | 2         | 0-0             | 0-0        | 1        | 0        | 0        | M. Brockers  | 4 | 2 | 2 | 0-0      | 0-0   | 0  | 0  | 0  |
| T. Johnson     | 6         | 5         | 1         | 0-0             | 0-0        | 1        | 0        | 0        | S. Ebukam    | 2 | 1 | 1 | 1.0-11.0 | 0-0   | 0  | 0  | 0  |
| M. Barron      | 6         | 4         | 2         | 0-0             | 0-0        | 2        | 0        | 0        | T. Walker    | 2 | 2 | 0 | 0-0      | 0-0   | 0  | 0  | 0  |
| J. Johnson III | 6         | 6         | 0         | 0-0             | 0-0        | 0        | 0        | 0        | L. Joyner    | 1 | 1 | 0 | 0-0      | 0-0   | 1  | 0  | 0  |
| R. Quinn       | 5         | 3         | 2         | 1.0-6.0         | 0-0        | 0        | 1        | 0        | B. Countess  | 1 | 1 | 0 | 0-0      | 0-0   | 0  | 0  | 0  |
| A. Donald      | 5         | 3         | 2         | 1.0-6.0         | 0-0        | 0        | 0        | 0        | E. Westbrook | 1 | 0 | 1 | 0-0      | 0-0   | 0  | 0  | 0  |
| K. Webster     | 4         | 4         | 0         | 0-0             | 0-0        | 2        | 0        | 0        | C. Barwin    | 1 | 0 | 1 | 0-0      | 0-0   | 0  | 0  | 0  |
| <b>TOTAL</b>   | <b>54</b> | <b>40</b> | <b>14</b> | <b>3.0-23.0</b> | <b>0-0</b> | <b>7</b> | <b>1</b> | <b>0</b> |              |   |   |   |          |       |    |    |    |





**WEATHER: Indoors - ATTENDANCE: 63,986 - TIME: 3:03**

For the second time during the 2017 season, the Los Angeles Rams recorded an interception on their opponents' first play from scrimmage as S Lamarcus Joyner snared his third interception of the season and his career on Cardinals QB Blane Gabbert's first pass of the day. Joyner returned it 46 yards to the Arizona 23-yard line, leading to a one-yard touchdown pass from QB Jared Goff to rookie TE Gerald Everett on a 4th-and-1 attempt from the one-yard line to take a 9-0 lead with 7:51 remaining in the first quarter. The special teams unit was firing on all cylinders as K Greg Zuerlein connected on 4-of-4 field goal attempts, including a 56 yarder, while the Rams blocked a Cardinals field goal and extra point attempt. P Johnny Hekker finished the contest with four punts for 207 yards and a 48.8 net yard average. Hekker's biggest punt of the day came in the third quarter, when he was able to boot a 70-yard punt from his team's own end zone to the Cardinals 21-yard line. WR/Returner Pharoh Cooper fielded four punts and tallied 60 yards on punt return, including a 30-yard return on the possession following Hekker's 70-yard bomb. RB Todd Gurley II recorded 158 yards from scrimmage, his second-highest output of the season, with 74 yards rushing and 84 yards receiving. LB Alec Ogletree recorded his second-career pick six after he secured a Gabbert Pass and returned it 41-yards to the end zone. DTs Michael Brockers and Tyrunn Walker blocked a field goal and an extra point, respectively.

### STARTING LINEUPS

#### LOS ANGELES RAMS

|       |               |        |                |
|-------|---------------|--------|----------------|
| WR 11 | T. Austin     | DE 90  | M. Brockers    |
| TE 89 | T. Higbee     | DE 93  | E. Westbrook   |
| LT 77 | A. Whitworth  | DT 99  | A. Donald      |
| LG 76 | R. Saffold    | OLB 94 | R. Quinn       |
| C 65  | J. Sullivan   | OLB 50 | S. Ebukam      |
| RG 68 | J. Brown      | ILB 52 | A. Ogletree    |
| RT 79 | R. Havenstein | ILB 26 | M. Barron      |
| WR 12 | S. Watkins    | LCB 22 | T. Johnson     |
| WR 18 | C. Kupp       | RCB 21 | K. Webster     |
| QB 16 | J. Goff       | SS 43  | J. Johnson III |
| RB 30 | T. Gurley II  | FS 20  | L. Joyner      |

#### ARIZONA CARDINALS

|       |               |         |             |
|-------|---------------|---------|-------------|
| WR 11 | L. Fitzgerald | DL 72   | O. Pierre   |
| LT 68 | J. Veldheer   | DL 92   | F. Rucker   |
| LG 75 | A. Boone      | SAM 55  | C. Jones    |
| C 53  | A. Shipley    | \$LB 57 | J. Bynes    |
| RG 71 | E. Watford    | ILB 56  | K. Dansby   |
| RT 73 | J. Wetzel     | WILL 96 | K. Martin   |
| TE 87 | T. Niklas     | LCB 21  | P. Peterson |
| WR 14 | J. Nelson     | RCB 25  | T. Williams |
| QB 7  | B. Gabbert    | SS 36   | B. Baker    |
| RB 33 | K. Williams   | FS 32   | T. Mathieu  |
| TE 84 | J. Gresham    | DB 41   | A. Bethea   |

**LOS ANGELES SUBSTITUTIONS:** K 4 G. Zuerlein, P 6 J. Hekker, WR 10 P. Cooper, CB 23 N. Robey-Coleman, DB 24 B. Countess, RB 25 L. Dunbar, CB 32 T. Hill, CB 36 D. Hatfield, S 41 M. Christian, LS 44 J. McQuaide, OLB 53 C. Thompson, LB 54 B. Hager, OLB 58 C. Littleton, T 63 D. Williams, C 66 A. Blythe, TE 81 G. Everett, WR 83 J. Reynolds, TE 86 D. Carrier, WR 88 M. Thomas, DT 92 T. Smart, DT 95 T. Walker, OLB 96 M. Longacre, DE 97 M. Fox

**LOS ANGELES DID NOT PLAY:** QB 14 S. Mannion

**LOS ANGELES INACTIVES:** QB 8 B. Allen, WR 17 R. Woods, RB 33 J. Davis, RB 34 M. Brown, CB 47 K. Peterson, T 73 C. Lucas, OLB 98 C. Barwin

### SCORING SUMMARY

|                                 | 1  | 2  | 3 | 4 | OT | TOTAL | FIELD GOALS         |
|---------------------------------|----|----|---|---|----|-------|---------------------|
| <b>VISITOR</b> Los Angeles Rams | 16 | 3  | 7 | 6 | -  | 32    | (56) (20) (24) (41) |
| <b>HOME</b> Arizona Cardinals   | 0  | 13 | 0 | 3 | -  | 16    | (54) 45B            |

| TEAM      | Qtr | Clock | Play (Extra Point) (Drive Info)                                       | Visitor | Home |
|-----------|-----|-------|---|---------|------|
| Rams      | 1   | 11:41 | G. Zuerlein 56 yd. Field Goal (6-31, 3:19)                            | 3       | 0    |
| Rams      | 1   | 7:51  | G. Everett 1 yd. pass from J. Goff (kick failed, WL) (7-23, 3:30)     | 9       | 0    |
| Rams      | 1   | 2:45  | A. Ogletree 41 yd. interception return (G. Zuerlein kick)             | 16      | 0    |
| Cardinals | 2   | 7:38  | E. Penny 1 yd. run (P. Dawson Kick) (9-67, 6:07)                      | 16      | 7    |
| Cardinals | 2   | 3:25  | L. Fitzgerald 15 yd. pass from B. Gabbert (kick blocked) (9-67, 6:07) | 16      | 13   |
| Rams      | 2   | 0:00  | G. Zuerlein 20 yd. Field Goal (9-78, 3:25)                            | 19      | 13   |
| Rams      | 3   | 5:07  | S. Watkins 11 yd. pass from J. Goff (G. Zuerlein kick) (6-30, 3:00)   | 26      | 13   |
| Cardinals | 4   | 14:55 | P. Dawson 54 yd. Field Goal (10-46, 5:12)                             | 26      | 16   |
| Rams      | 4   | 6:18  | G. Zuerlein 24 yd. Field Goal (8-52, 4:34)                            | 29      | 16   |
| Rams      | 4   | 1:55  | G. Zuerlein 41 yd. Field Goal (7-31, 2:34)                            | 32      | 16   |



## FINAL TEAM STATISTICS

|  | RAMS            | CARDINALS       |                                       | RAMS           | CARDINALS       |
|--|-----------------|-----------------|---------------------------------------|----------------|-----------------|
| <b>TOTAL FIRST DOWNS</b>                     | <b>18</b>       | <b>19</b>       | <b>FGs - PATs Had Blocked</b>         | <b>0-0</b>     | <b>1-1</b>      |
| By Rushing                                   | 4               | 6               | Net Punting Average                   | 48.8           | 34.8            |
| By Passing                                   | 13              | 12              | <b>TOTAL RETURN YARDAGE (W/O KOR)</b> | <b>147</b>     | <b>19</b>       |
| By Penalty                                   | 1               | 1               | No. and Yards Punt Returns            | 4-60           | 2-12            |
| <b>THIRD DOWN EFFICIENCY</b>                 | <b>3-11-27%</b> | <b>7-15-47%</b> | No. and Yards Kickoff Returns         | 4-49           | 2-33            |
| <b>FOURTH DOWN EFFICIENCY</b>                | <b>1-1-100%</b> | <b>0-0-0%</b>   | No. and Yards Interception Returns    | 2-87           | 1-7             |
| <b>TOTAL NET YARDS</b>                       | <b>303</b>      | <b>312</b>      | <b>PENALTIES Number and Yards</b>     | <b>7-36</b>    | <b>4-25</b>     |
| Total Offensive Plays                        | 56              | 62              | <b>FUMBLES Number and Lost</b>        | <b>1-0</b>     | <b>1-0</b>      |
| Average gain per offensive play              | 5.4             | 5.0             | <b>TOUCHDOWNS</b>                     | <b>3</b>       | <b>2</b>        |
| <b>NET YARDS RUSHING</b>                     | <b>90</b>       | <b>118</b>      | Rushing                               | 0              | 1               |
| Total Rushing Plays                          | 24              | 24              | Passing                               | 2              | 1               |
| Average gain per rushing play                | 3.8             | 4.9             | Returns                               | 1              | 0               |
| Tackles for a loss-number and yards          | 2-4             | 0-0             | Other (Blocked Kicks, etc.)           | 0              | 0               |
| <b>NET YARDS PASSING</b>                     | <b>213</b>      | <b>194</b>      | <b>EXTRA POINTS Made-Attempts</b>     | <b>2-3</b>     | <b>1-2</b>      |
| Times thrown - yards lost attempting to pass | 1-7             | 6-27            | Kicking Made-Attempts                 | 2-3            | 1-2             |
| Gross yards passing                          | 220             | 221             | <b>FIELD GOALS Made-Attempts</b>      | <b>4-4</b>     | <b>1-2</b>      |
| <b>PASS ATTEMPTS-COMP-HAD INT</b>            | <b>31-21-1</b>  | <b>32-18-2</b>  | <b>RED ZONE EFFICIENCY</b>            | <b>2-4-50%</b> | <b>2-2-100%</b> |
| Avg gain per pass play                       | 6.7             | 5.1             | <b>GOAL TO GO EFFICIENCY</b>          | <b>2-3-67%</b> | <b>1-1-100%</b> |
| <b>KICKOFFS Number-In End Zone-TBs</b>       | <b>7-6-5</b>    | <b>4-1-0</b>    | <b>SAFETIES</b>                       | <b>0</b>       | <b>0</b>        |
| <b>PUNTS Number and Average</b>              | <b>4-51.8</b>   | <b>5-50.8</b>   | <b>FINAL SCORE</b>                    | <b>32</b>      | <b>16</b>       |
| Had Blocked                                  | 0               | 0               | <b>TIME OF POSSESSION</b>             | <b>28:58</b>   | <b>31:02</b>    |

## FINAL INDIVIDUAL STATISTICS

| LOS ANGELES RAMS |           |            |             |             |            |           | ARIZONA CARDINALS |             |            |              |             |            |            |             |          |           |          |             |
|------------------|-----------|------------|-------------|-------------|------------|-----------|-------------------|-------------|------------|--------------|-------------|------------|------------|-------------|----------|-----------|----------|-------------|
| RUSHING          | ATT       | YDS        | AVG         | LG          | TD         |           | RUSHING           | ATT         | YDS        | AVG          | LG          | TD         |            |             |          |           |          |             |
| T. Gurley II     | 19        | 74         | 3.9         | 14          | 0          |           | K. Williams       | 16          | 97         | 6.1          | 25          | 0          |            |             |          |           |          |             |
| T. Austin        | 3         | 8          | 2.7         | 4           | 0          |           | B. Gabbert        | 4           | 12         | 3.0          | 5           | 0          |            |             |          |           |          |             |
| P. Cooper        | 1         | 6          | 6.0         | 6           | 0          |           | D. Foster         | 2           | 5          | 2.5          | 4           | 0          |            |             |          |           |          |             |
| J. Goff          | 1         | 2          | 2.0         | 2           | 0          |           | E. Penny          | 2           | 4          | 2.0          | 3           | 1          |            |             |          |           |          |             |
| <b>Total</b>     | <b>24</b> | <b>90</b>  | <b>3.8</b>  | <b>14</b>   | <b>0</b>   |           | <b>Total</b>      | <b>24</b>   | <b>118</b> | <b>4.9</b>   | <b>25</b>   | <b>1</b>   |            |             |          |           |          |             |
| PASSING          | ATT       | CMP        | YDS         | SK/YD       | TD         | LG        | IN                | RT.         |            | PASSING      | ATT         | CMP        | YDS        | SK/YD       | TD       | LG        | IN       | RT.         |
| J. Goff          | 31        | 21         | 220         | 1/7         | 2          | 33        | 1                 | 96.2        |            | B. Gabbert   | 32          | 18         | 221        | 6/27        | 1        | 27        | 2        | 62.1        |
| <b>Total</b>     | <b>31</b> | <b>21</b>  | <b>220</b>  | <b>1/7</b>  | <b>2</b>   | <b>33</b> | <b>1</b>          | <b>96.2</b> |            | <b>Total</b> | <b>32</b>   | <b>18</b>  | <b>221</b> | <b>6/27</b> | <b>1</b> | <b>27</b> | <b>2</b> | <b>62.1</b> |
| RECEIVING        | NO        | YDS        | AVG         | LG          | TD         |           | RECEIVING         | NO          | YDS        | AVG          | LG          | TD         |            |             |          |           |          |             |
| T. Gurley II     | 6         | 84         | 14.0        | 33          | 0          |           | L. Fitzgerald     | 10          | 98         | 9.8          | 20          | 1          |            |             |          |           |          |             |
| C. Kupp          | 5         | 68         | 13.6        | 25          | 0          |           | R. Seals-Jones    | 2           | 44         | 22.0         | 27          | 0          |            |             |          |           |          |             |
| S. Watkins       | 3         | 38         | 12.7        | 14          | 1          |           | J. Nelson         | 2           | 42         | 21.0         | 26          | 0          |            |             |          |           |          |             |
| G. Everett       | 2         | 7          | 3.5         | 6           | 1          |           | D. Foster         | 2           | 20         | 10.0         | 16          | 0          |            |             |          |           |          |             |
| J. Reynolds      | 2         | 6          | 3.0         | 3           | 0          |           | J. Gresham        | 2           | 17         | 8.5          | 13          | 0          |            |             |          |           |          |             |
| D. Carrier       | 1         | 14         | 14.0        | 14          | 0          |           | <b>Total</b>      | <b>18</b>   | <b>221</b> | <b>12.3</b>  | <b>27</b>   | <b>1</b>   |            |             |          |           |          |             |
| T. Higbee        | 1         | 6          | 6.0         | 6           | 0          |           | INTERCEPTIONS     | NO          | YDS        | AVG          | LG          | TD         |            |             |          |           |          |             |
| P. Cooper        | 1         | -3         | -3.0        | -3          | 0          |           | K. Martin         | 1           | 7          | 7.0          | 7           | 0          |            |             |          |           |          |             |
| <b>Total</b>     | <b>21</b> | <b>220</b> | <b>10.5</b> | <b>33</b>   | <b>2</b>   |           | <b>Total</b>      | <b>1</b>    | <b>7</b>   | <b>7.0</b>   | <b>7</b>    | <b>0</b>   |            |             |          |           |          |             |
| INTERCEPTIONS    | NO        | YDS        | AVG         | LG          | TD         |           | PUNTING           | NO          | YDS        | AVG          | NET         | TB/120     | LG         |             |          |           |          |             |
| L. Joyner        | 1         | 46         | 46.0        | 46          | 0          |           | A. Lee            | 5           | 254        | 50.8         | 34.8        | 1/1        | 60         |             |          |           |          |             |
| A. Ogletree      | 1         | 41         | 41.0        | 41t         | 1          |           | <b>Total</b>      | <b>5</b>    | <b>254</b> | <b>50.8</b>  | <b>34.8</b> | <b>1/1</b> | <b>60</b>  |             |          |           |          |             |
| <b>Total</b>     | <b>2</b>  | <b>87</b>  | <b>43.5</b> | <b>46</b>   | <b>1</b>   |           | PUNT RETURNS      | NO          | YDS        | AVG          | FC          | LG         | TD         |             |          |           |          |             |
| PUNTING          | NO        | YDS        | AVG         | NET         | TB/120     | LG        | P. Peterson       | 2           | 12         | 6.0          | 0           | 10         | 0          |             |          |           |          |             |
| J. Hekker        | 4         | 207        | 51.8        | 48.8        | 0/0        | 70        | B. Golden         | 0           | 0          | 0.0          | 1           | 0          | 0          |             |          |           |          |             |
| <b>Total</b>     | <b>4</b>  | <b>207</b> | <b>51.8</b> | <b>48.8</b> | <b>0/0</b> | <b>70</b> | [OUT OF BOUNDS]   | 1           | 0          | 0.0          | 0           | 0          | 0          |             |          |           |          |             |
| PUNT RETURNS     | NO        | YDS        | AVG         | FC          | LG         | TD        | <b>Total</b>      | <b>2</b>    | <b>12</b>  | <b>6.0</b>   | <b>1</b>    | <b>10</b>  | <b>0</b>   |             |          |           |          |             |
| P. Cooper        | 4         | 60         | 15.0        | 0           | 30         | 0         | KICKOFF RETURNS   | NO          | YDS        | AVG          | FC          | LG         | TD         |             |          |           |          |             |
| <b>Total</b>     | <b>4</b>  | <b>60</b>  | <b>15.0</b> | <b>0</b>    | <b>30</b>  | <b>0</b>  | B. Golden         | 2           | 33         | 16.5         | 0           | 19         | 0          |             |          |           |          |             |
| KICKOFF RETURNS  | NO        | YDS        | AVG         | FC          | LG         | TD        | [TOUCHBACK]       | 5           | 0          | 0.0          | 0           | 0          | 0          |             |          |           |          |             |
| P. Cooper        | 2         | 34         | 17.0        | 0           | 21         | 0         | <b>Total</b>      | <b>2</b>    | <b>33</b>  | <b>16.5</b>  | <b>0</b>    | <b>19</b>  | <b>0</b>   |             |          |           |          |             |
| M. Thomas        | 1         | 15         | 15.0        | 0           | 15         | 0         |                   |             |            |              |             |            |            |             |          |           |          |             |
| M. Longacre      | 1         | 0          | 0.0         | 0           | 0          | 0         |                   |             |            |              |             |            |            |             |          |           |          |             |
| <b>Total</b>     | <b>4</b>  | <b>49</b>  | <b>12.3</b> | <b>0</b>    | <b>21</b>  | <b>0</b>  |                   |             |            |              |             |            |            |             |          |           |          |             |

## DEFENSIVE STATISTICS (BASED ON COACHES' FILM REVIEW)

| PLAYER         | T         | S         | A         | S-YDS           | I-YDS       | PD       | FF       | FR       | PLAYER           | T | S | A | S-YDS    | I-YDS | PD | FF | FR |
|----------------|-----------|-----------|-----------|-----------------|-------------|----------|----------|----------|------------------|---|---|---|----------|-------|----|----|----|
| J. Johnson III | 8         | 6         | 2         | 0-0             | 0-0         | 2        | 0        | 0        | B. Hager         | 4 | 1 | 3 | 1.0-4.0  | 0-0   | 1  | 0  | 0  |
| L. Joyner      | 7         | 5         | 2         | 0-0             | 1-46        | 3        | 0        | 0        | A. Donald        | 4 | 3 | 1 | 2.0-12.0 | 0-0   | 0  | 0  | 0  |
| T. Johnson     | 7         | 7         | 0         | 0-0             | 0-0         | 1        | 0        | 0        | R. Quinn         | 3 | 3 | 0 | 2.0-7.0  | 0-0   | 0  | 0  | 0  |
| S. Ebukam      | 7         | 3         | 4         | 0-0             | 0-0         | 0        | 0        | 0        | M. Fox           | 2 | 2 | 1 | 0-0      | 0-0   | 0  | 0  | 0  |
| M. Barron      | 6         | 4         | 2         | 0-0             | 0-0         | 0        | 0        | 0        | K. Webster       | 2 | 2 | 0 | 0-0      | 0-0   | 1  | 0  | 0  |
| M. Brockers    | 5         | 3         | 2         | 0-0             | 0-0         | 0        | 0        | 0        | M. Longacre      | 2 | 2 | 0 | 1.0-4.0  | 0-0   | 0  | 0  | 0  |
| E. Westbrooks  | 5         | 3         | 2         | 1.0-5.0         | 0-0         | 0        | 0        | 0        | N. Robey-Coleman | 1 | 1 | 0 | 0-0      | 0-0   | 1  | 0  | 0  |
|                |           |           |           |                 |             |          |          |          | A. Ogletree      | 1 | 1 | 0 | 0-0      | 1-41  | 0  | 0  | 0  |
| <b>TOTAL</b>   | <b>65</b> | <b>46</b> | <b>19</b> | <b>7.0-32.0</b> | <b>2-87</b> | <b>9</b> | <b>0</b> | <b>0</b> |                  |   |   |   |          |       |    |    |    |





**WEATHER: Cloudy, 83 degrees - ATTENDANCE: 67,752 - TIME: 3:33**

The Los Angeles Rams forced a turnover on the opponent's opening drive for the sixth time through the first 13 games of the 2017 season as CB Kayvon Webster intercepted a pass from Eagles QB Carson Wentz, which resulted in a RB Todd Gurley II touchdown 56 seconds later to give L.A. a 7-0 lead two minutes into the contest. The Eagles responded with 21 points of their own before WR Cooper Kupp scored his fourth touchdown of the season and Philly K Jake Elliot connected on a 22-yard field goal giving the Eagles a 24-14 lead heading into intermission. As has been the case all season, the Rams outscored the Eagles in the third quarter, 14-7, including two touchdowns in the first five minutes of the second half. WR Sammy Watkins scored his sixth touchdown in seven games. The L.A. special teams unit continued their block party, for the second-straight week the teams unit blocked some type of kicking attempt by the opposing team. This week, WR Michael Thomas blocked a P Donnie Jones punt, DB Blake Countess recovered the block and returned it 16 yards for the score, the second blocked punt returned for a touchdown by the Rams this season. A 33-yard field goal with 3:45 remaining in the game gave Philadelphia a 37-35 lead following a strip sack by Eagles DE and former Ram Chris Long. The Rams had one final chance at a last-second score as WR/Returner Pharoah Cooper fielded a punt with one second left on the clock. L.A. lateralled the ball to WR Tavon Austin who ended up fumbling, and was returned for a score by the Eagles as time expired, giving the Eagles the 43-35 win.

### STARTING LINEUPS

#### PHILADELPHIA EAGLES

|       |               |        |              |
|-------|---------------|--------|--------------|
| WR 17 | A. Jeffery    | DE 75  | V. Curry     |
| LT 72 | H. Vaitai     | DT 93  | T. Jernigan  |
| LG 61 | S. Wisniewski | DT 91  | F. Cox       |
| C 62  | J. Kelce      | DE 55  | B. Graham    |
| RG 79 | B. Brooks     | OLB 95 | M. Kendricks |
| RT 65 | L. Johnson    | MLB 53 | N. Bradham   |
| TE 87 | B. Celek      | CB 21  | P. Robinson  |
| WR 13 | N. Agholor    | CB 31  | J. Mills     |
| WR 82 | T. Smith      | CB 41  | R. Darby     |
| RB 29 | L. Blount     | S 23   | R. McLeod    |
| QB 11 | C. Wentz      | S 27   | M. Jenkins   |

#### LOS ANGELES RAMS

|       |               |        |                  |
|-------|---------------|--------|------------------|
| WR 11 | T. Austin     | DE 90  | M. Brockers      |
| TE 89 | T. Higbee     | DE 93  | E. Westbrook     |
| LT 77 | A. Whitworth  | DT 99  | A. Donald        |
| LG 76 | R. Saffold    | OLB 94 | R. Quinn         |
| C 65  | J. Sullivan   | ILB 58 | C. Littleton     |
| RG 68 | J. Brown      | ILB 52 | A. Ogletree      |
| RT 79 | R. Havenstein | ILB 26 | M. Barron        |
| WR 12 | S. Watkins    | LCB 22 | T. Johnson       |
| WR 18 | C. Kupp       | RCB 21 | K. Webster       |
| QB 16 | J. Goff       | CB 23  | N. Robey-Coleman |
| RB 30 | T. Gurley II  | FS 20  | L. Joyner        |

**LOS ANGELES SUBSTITUTIONS:** K 4 G. Zuerlein, P 6 J. Hekker, WR 10 P. Cooper, DB 24 B. Countess, CB 32 T. Hill, RB 34 M. Brown, S 41 M. Christian, S 43 J. Johnson III, LS 44 J. McQuaide, CB 47 K. Peterson, OLB 50 S. Ebukam, LB 54 B. Hager, LB 55 C. Lynch, T 63 D. Williams, C 66 A. Blythe, TE 81 G. Everett, WR 83 J. Reynolds, TE 86 D. Carrier, WR 88 M. Thomas, DT 92 T. Smart, DT 95 T. Walker, OLB 96 M. Longacre, DE 97 M. Fox

**LOS ANGELES DID NOT PLAY:** QB 14 S. Mannion

**LOS ANGELES INACTIVES:** QB 8 B. Allen, WR 17 R. Woods, RB 25 L. Dunbar, RB 33 J. Davis, OLB 53 C. Thompson, T 73 C. Lucas, OLB 98 C. Barwin

### SCORING SUMMARY

|                                    | 1  | 2  | 3  | 4  | OT | TOTAL | FIELD GOALS    |
|------------------------------------|----|----|----|----|----|-------|----------------|
| <b>VISITOR</b> Philadelphia Eagles | 14 | 10 | 7  | 12 | -  | 43    | (22) (41) (33) |
| <b>HOME</b> Los Angeles Rams       | 7  | 7  | 14 | 7  | -  | 35    |                |

| TEAM   | Qtr | Clock | Play (Extra Point) (Drive Info)                                    | Visitor | Home |
|--------|-----|-------|--|---------|------|
| Rams   | 1   | 13:00 | T. Gurley 2 yd. run (G. Zuerlein kick) (3-37, 0:56)                | 0       | 7    |
| Eagles | 1   | 8:44  | B. Celek 5 yd. pass from C. Wentz (J. Elliot kick) (8-75, 4:16)    | 7       | 7    |
| Eagles | 1   | 2:54  | T. Burton 20 yd. pass from C. Wentz (J. Elliot kick) (7-88, 3:43)  | 14      | 7    |
| Eagles | 2   | 11:10 | T. Burton 11 yd. pass from C. Wentz (J. Elliot kick) (11-80, 4:32) | 21      | 7    |
| Rams   | 2   | 9:24  | C. Kupp 6 yd. pass from J. Goff (G. Zuerlein kick) (6-75, 1:46)    | 21      | 14   |
| Eagles | 2   | 0:09  | J. Elliot 22 yd. Field Goal (10-80, 1:40)                          | 24      | 14   |
| Rams   | 3   | 11:41 | S. Watkins 1 yd. pass from J. Goff (G. Zuerlein kick) (6-71, 3:19) | 24      | 21   |
| Rams   | 3   | 10:07 | B. Countess 16 yd. return of blocked punt (G. Zuerlein kick)       | 24      | 28   |
| Eagles | 3   | 2:20  | A. Jeffery 2 yd. pass from C. Wentz (J. Elliot kick) (15-75, 7:47) | 31      | 28   |
| Rams   | 4   | 13:58 | T. Gurley 1 yd. run (G. Zuerlein kick) (7-75, 3:22)                | 31      | 35   |
| Eagles | 4   | 9:54  | J. Elliot 41 yd. Field Goal (10:52, 4:04)                          | 34      | 35   |
| Eagles | 4   | 3:45  | J. Elliot 33 yd. Field Goal (7-10, 4:28)                           | 37      | 35   |
| Eagles | 4   | 0:00  | B. Graham 16 yd. fumble return (run failed)                        | 43      | 35   |



## FINAL TEAM STATISTICS

|  | EAGLES   | RAMS    |                                       | EAGLES  | RAMS     |
|--|----------|---------|---------------------------------------|---------|----------|
| <b>TOTAL FIRST DOWNS</b>                     | 29       | 17      | <b>FGs - PATs Had Blocked</b>         | 0-0     | 0-0      |
| By Rushing                                   | 5        | 6       | Net Punting Average                   | 36.3    | 50.2     |
| By Passing                                   | 18       | 8       | <b>TOTAL RETURN YARDAGE (W/O KOR)</b> | 11      | -3       |
| By Penalty                                   | 6        | 3       | No. and Yards Punt Returns            | 3-11    | 1--3     |
| <b>THIRD DOWN EFFICIENCY</b>                 | 8-20-40% | 2-7-29% | No. and Yards Kickoff Returns         | 0-0     | 4-74     |
| <b>FOURTH DOWN EFFICIENCY</b>                | 2-2-100% | 0-0-0%  | No. and Yards Interception Returns    | 0-0     | 1-0      |
| <b>TOTAL NET YARDS</b>                       | 455      | 307     | <b>PENALTIES Number and Yards</b>     | 10-67   | 7-102    |
| Total Offensive Plays                        | 85       | 45      | <b>FUMBLES Number and Lost</b>        | 1-0     | 2-2      |
| Average gain per offensive play              | 5.4      | 6.8     | <b>TOUCHDOWNS</b>                     | 5       | 5        |
| <b>NET YARDS RUSHING</b>                     | 139      | 109     | Rushing                               | 0       | 2        |
| Total Rushing Plays                          | 32       | 17      | Passing                               | 4       | 2        |
| Average gain per rushing play                | 4.3      | 6.4     | Returns                               | 1       | 0        |
| Tackles for a loss-number and yards          | 4-4      | 2-4     | Other (Blocked Kicks, etc.)           | 0       | 1        |
| <b>NET YARDS PASSING</b>                     | 316      | 198     | <b>EXTRA POINTS Made-Attempts</b>     | 4-5     | 5-5      |
| Times thrown - yards lost attempting to pass | 2-17     | 2-1     | Kicking Made-Attempts                 | 4-4     | 5-5      |
| Gross yards passing                          | 333      | 199     | <b>FIELD GOALS Made-Attempts</b>      | 3-3     | 0-0      |
| <b>PASS ATTEMPTS-COMP-HAD INT</b>            | 51-29-1  | 26-16-0 | <b>RED ZONE EFFICIENCY</b>            | 3-5-60% | 4-4-100% |
| Avg gain per pass play                       | 6.0      | 7.1     | <b>GOAL TO GO EFFICIENCY</b>          | 2-3-67% | 3-3-100% |
| <b>KICKOFFS Number-In End Zone-TBs</b>       | 8-6-4    | 6-6-6   | <b>SAFETIES</b>                       | 0       | 0        |
| <b>PUNTS Number and Average</b>              | 4-35.5   | 5-56.4  | <b>FINAL SCORE</b>                    | 43      | 35       |
| Had Blocked                                  | 1        | 0       | <b>TIME OF POSSESSION</b>             | 39:12   | 20:48    |

## FINAL INDIVIDUAL STATISTICS

| PHILADELPHIA EAGLES |           |            |            |           |          |    |   |       |  | LOS ANGELES RAMS       |           |            |             |             |            |           |          |              |  |  |
|---------------------|-----------|------------|------------|-----------|----------|----|---|-------|--|------------------------|-----------|------------|-------------|-------------|------------|-----------|----------|--------------|--|--|
| <b>RUSHING</b>      | ATT       | YDS        | AVG        | LG        | TD       |    |   |       |  | <b>RUSHING</b>         | ATT       | YDS        | AVG         | LG          | TD         |           |          |              |  |  |
| J. Ajayi            | 15        | 78         | 5.2        | 19        | 0        | 46 | 1 | 100.8 |  | T. Gurley II           | 13        | 96         | 7.4         | 30          | 2          | 64        | 0        | 110.9        |  |  |
| C. Clement          | 6         | 24         | 4.0        | 11        | 0        | 16 | 0 | 69.6  |  | T. Austin              | 1         | 6          | 6.0         | 6           | 0          | 0         | 0        |              |  |  |
| C. Wentz            | 3         | 16         | 5.3        | 6         | 0        | 46 | 1 | 100.8 |  | M. Brown               | 1         | 5          | 5.0         | 5           | 0          | 0         | 0        |              |  |  |
| L. Blount           | 7         | 12         | 1.7        | 4         | 0        | 16 | 0 | 69.6  |  | J. Goff                | 2         | 2          | 1.0         | 3           | 0          | 0         | 0        |              |  |  |
| N. Foles            | 1         | 9          | 9.0        | 9         | 0        | 46 | 1 | 94.6  |  | <b>Total</b>           | <b>17</b> | <b>109</b> | <b>6.4</b>  | <b>30</b>   | <b>2</b>   |           |          |              |  |  |
| <b>Total</b>        | <b>32</b> | <b>139</b> | <b>4.3</b> | <b>19</b> | <b>0</b> |    |   |       |  | <b>PASSING</b>         | ATT       | CMP        | YDS         | SK/YD       | TD         | LG        | IN       | RT.          |  |  |
|                     |           |            |            |           |          |    |   |       |  | J. Goff                | 26        | 16         | 199         | 2/1         | 2          | 64        | 0        | 110.9        |  |  |
|                     |           |            |            |           |          |    |   |       |  | <b>Total</b>           | <b>26</b> | <b>16</b>  | <b>199</b>  | <b>2/1</b>  | <b>2</b>   | <b>64</b> | <b>0</b> | <b>110.9</b> |  |  |
|                     |           |            |            |           |          |    |   |       |  | <b>RECEIVING</b>       | NO        | YDS        | AVG         | LG          | TD         |           |          |              |  |  |
|                     |           |            |            |           |          |    |   |       |  | C. Kupp                | 5         | 118        | 23.6        | 64          | 1          |           |          |              |  |  |
|                     |           |            |            |           |          |    |   |       |  | T. Gurley II           | 3         | 39         | 13.0        | 20          | 0          |           |          |              |  |  |
|                     |           |            |            |           |          |    |   |       |  | S. Watkins             | 3         | 21         | 7.0         | 15          | 1          |           |          |              |  |  |
|                     |           |            |            |           |          |    |   |       |  | J. Reynolds            | 2         | 17         | 8.5         | 15          | 0          |           |          |              |  |  |
|                     |           |            |            |           |          |    |   |       |  | G. Everett             | 1         | 6          | 6.0         | 6           | 0          |           |          |              |  |  |
|                     |           |            |            |           |          |    |   |       |  | M. Thomas              | 1         | 6          | 6.0         | 6           | 0          |           |          |              |  |  |
|                     |           |            |            |           |          |    |   |       |  | P. Cooper              | 1         | 1          | 1.0         | 1           | 0          |           |          |              |  |  |
|                     |           |            |            |           |          |    |   |       |  | T. Austin              | 1         | -9         | -9.0        | -9          | 0          |           |          |              |  |  |
|                     |           |            |            |           |          |    |   |       |  | <b>Total</b>           | <b>16</b> | <b>199</b> | <b>12.4</b> | <b>64</b>   | <b>2</b>   |           |          |              |  |  |
|                     |           |            |            |           |          |    |   |       |  | <b>INTERCEPTIONS</b>   | NO        | YDS        | AVG         | LG          | TD         |           |          |              |  |  |
|                     |           |            |            |           |          |    |   |       |  | K. Webster             | 1         | 0          | 0.0         | 0           | 0          |           |          |              |  |  |
|                     |           |            |            |           |          |    |   |       |  | <b>Total</b>           | <b>1</b>  | <b>0</b>   | <b>0.0</b>  | <b>0</b>    | <b>0</b>   |           |          |              |  |  |
|                     |           |            |            |           |          |    |   |       |  | <b>PUNTING</b>         | NO        | YDS        | AVG         | NET         | TB/120     | LG        |          |              |  |  |
|                     |           |            |            |           |          |    |   |       |  | J. Hekker              | 5         | 282        | 56.4        | 50.2        | 1/3        | 64        |          |              |  |  |
|                     |           |            |            |           |          |    |   |       |  | <b>Total</b>           | <b>5</b>  | <b>282</b> | <b>56.4</b> | <b>50.2</b> | <b>1/3</b> | <b>64</b> |          |              |  |  |
|                     |           |            |            |           |          |    |   |       |  | <b>PUNT RETURNS</b>    | NO        | YDS        | AVG         | FC          | LG         | TD        |          |              |  |  |
|                     |           |            |            |           |          |    |   |       |  | P. Cooper              | 1         | -3         | -3.0        | 1           | -3         | 0         |          |              |  |  |
|                     |           |            |            |           |          |    |   |       |  | [DOWNED]               | 1         | 0          | 0.0         | 0           | 0          | 0         |          |              |  |  |
|                     |           |            |            |           |          |    |   |       |  | <b>Total</b>           | <b>1</b>  | <b>-3</b>  | <b>-3.0</b> | <b>1</b>    | <b>-3</b>  | <b>0</b>  |          |              |  |  |
|                     |           |            |            |           |          |    |   |       |  | <b>KICKOFF RETURNS</b> | NO        | YDS        | AVG         | FC          | LG         | TD        |          |              |  |  |
|                     |           |            |            |           |          |    |   |       |  | P. Cooper              | 2         | 46         | 23.0        | 0           | 25         | 0         |          |              |  |  |
|                     |           |            |            |           |          |    |   |       |  | D. Carrier             | 2         | 28         | 14.0        | 0           | 14         | 0         |          |              |  |  |
|                     |           |            |            |           |          |    |   |       |  | [TOUCHBACK]            | 4         | 0          | 0.0         | 0           | 0          | 0         |          |              |  |  |
|                     |           |            |            |           |          |    |   |       |  | <b>Total</b>           | <b>4</b>  | <b>74</b>  | <b>18.5</b> | <b>0</b>    | <b>25</b>  | <b>0</b>  |          |              |  |  |

## DEFENSIVE STATISTICS (BASED ON COACHES' FILM REVIEW)

| PLAYER           | T         | S         | A         | S-YDS           | I-YDS      | PD        | FF       | FR       | PLAYER       | T         | S         | A         | S-YDS           | I-YDS      | PD        | FF       | FR       |
|------------------|-----------|-----------|-----------|-----------------|------------|-----------|----------|----------|--------------|-----------|-----------|-----------|-----------------|------------|-----------|----------|----------|
| J. Johnson III   | 13        | 6         | 7         | 0-0             | 0-0        | 2         | 0        | 0        | T. Walker    | 4         | 4         | 0         | 0-0             | 0-0        | 0         | 0        | 0        |
| A. Ogletree      | 11        | 7         | 4         | 0-0             | 0-0        | 1         | 0        | 0        | K. Webster   | 3         | 3         | 0         | 0-0             | 1-0        | 1         | 0        | 0        |
| M. Barron        | 9         | 6         | 3         | 0-0             | 0-0        | 0         | 0        | 0        | M. Brockers  | 3         | 2         | 1         | 1.0-7.0         | 0-0        | 0         | 0        | 0        |
| N. Robey-Coleman | 7         | 7         | 0         | 0-0             | 0-0        | 3         | 0        | 0        | T. Hill      | 2         | 2         | 0         | 0-0             | 0-0        | 0         | 0        | 0        |
| S. Ebukam        | 7         | 3         | 4         | 0-0             | 0-0        | 0         | 0        | 0        | K. Peterson  | 2         | 1         | 1         | 0-0             | 0-0        | 0         | 0        | 0        |
| L. Joyner        | 6         | 2         | 4         | 0-0             | 0-0        | 0         | 0        | 0        | R. Quinn     | 2         | 1         | 1         | 1.0-10.0        | 0-0        | 0         | 0        | 0        |
| T. Johnson       | 4         | 2         | 2         | 0-0             | 0-0        | 3         | 0        | 0        | M. Longacre  | 2         | 1         | 1         | 0-0             | 0-0        | 0         | 0        | 0        |
| C. Littleton     | 4         | 3         | 1         | 0-0             | 0-0        | 0         | 0        | 0        | A. Donald    | 2         | 2         | 0         | 0-0             | 0-0        | 0         | 0        | 0        |
| <b>TOTAL</b>     | <b>81</b> | <b>52</b> | <b>29</b> | <b>2.0-17.0</b> | <b>1-0</b> | <b>10</b> | <b>0</b> | <b>0</b> | <b>TOTAL</b> | <b>81</b> | <b>52</b> | <b>29</b> | <b>2.0-17.0</b> | <b>1-0</b> | <b>10</b> | <b>0</b> | <b>0</b> |







**WEATHER: Cloudy, 47 degrees - ATTENDANCE: 69,077 - TIME: 3:14**

The Los Angeles Rams forced a turnover on their opponents' opening drive for the seventh time through the first 14 contests of the 2017 campaign as S Lamarcus Joyner forced a fumble that was recovered by LB Alec Ogletree. The Rams scored on back-to-back field goals to open the contest before WR/Returner Pharoh Cooper posted a career-best 53-yard punt return setting up a one yard touchdown run by RB Todd Gurley II, his first of four total touchdowns on the day (three rushing, one receiving). In a smothering defensive effort, L.A. held Seattle to four first downs, with 21 yards rushing and held Seahawks QB Russell Wilson to 85 yards passing in the first half and sacked him four times in the opening quarters. Gurley capped off a monster first half with a 57-yard touchdown with 28 seconds left in the first half, he went into intermission with 144 yards rushing (9.0 yards/rush) and three rushing touchdowns. The two teams exchanged touchdowns in the third quarter before the Rams pulled most of their starters early in the fourth quarter. The final points of the contest came from a penalty called on Wilson for intentional grounding for a pass that he threw from the end zone, the second safety of the season forced by the Rams defense. Gurley became the first running back in the NFL since 2010 to record three-plus rushing touchdowns and at least one receiving touchdown in a single game and is the first player to post four overall touchdowns in a single game this season. DT Aaron Donald finished the contest matching a career-best 3.0 sacks. Cooper finished with 128 punt return yards and 52 yards on kickoff return.

## STARTING LINEUPS

### LOS ANGELES RAMS

|       |               |        |                |
|-------|---------------|--------|----------------|
| WR 18 | C. Kupp       | DE 90  | M. Brockers    |
| TE 89 | T. Higbee     | NT 93  | E. Westbrook   |
| LT 77 | A. Whitworth  | DT 99  | A. Donald      |
| LG 76 | R. Saffold    | OLB 94 | R. Quinn       |
| C 65  | J. Sullivan   | OLB 98 | C. Barwin      |
| RG 68 | J. Brown      | ILB 52 | A. Ogletree    |
| RT 79 | R. Havenstein | ILB 26 | M. Barron      |
| WR 12 | S. Watkins    | LCB 22 | T. Johnson     |
| WR 17 | R. Woods      | RCB 21 | T. Hill        |
| QB 16 | J. Goff       | FS 20  | L. Joyner      |
| RB 30 | T. Gurley II  | SS 43  | J. Johnson III |

### SEATTLE SEAHAWKS

|       |            |        |               |
|-------|------------|--------|---------------|
| WR 89 | D. Baldwin | LDE 72 | M. Bennett    |
| LT 76 | D. Brown   | LDT 90 | J. Reed       |
| LG 78 | L. Joeckel | RDT 91 | S. Richardson |
| C 68  | J. Britt   | RDE 55 | F. Clark      |
| RG 77 | E. Pocic   | CB 28  | J. Coleman    |
| RT 65 | G. Ifedi   | MLB 54 | B. Wagner     |
| TE 88 | J. Graham  | OLB 52 | T. Garvin     |
| TE 81 | N. Vannett | LCB 41 | B. Maxwell    |
| QB 3  | R. Wilson  | RCB 26 | S. Griffin    |
| TE 82 | L. Willson | SS 30  | B. McDougald  |
| RB 39 | M. Davis   | FS 29  | E. Thomas     |

**LOS ANGELES SUBSTITUTIONS:** K 4 G. Zuerlein, P 6 J. Hekker, WR 10 P. Cooper, WR 11 T. Austin, QB 14 S. Mannion, CB 23 N. Robey-Coleman, DB 24 B. Countess, RB 34 M. Brown, S 41 M. Christian, LS 44 J. McQuaide, CB 47 K. Peterson, OLB 50 S. Ebukam, LB 54 B. Hager, OLB 58 C. Littleton, T 63 D. Williams, C 66 A. Blythe, TE 81 G. Everett, WR 83 J. Reynolds, TE 86 D. Carrier, WR 88 M. Thomas, DT 92 T. Smart, DT 95 T. Walker, OLB 96 M. Longacre, DE 97 M. Fox

**LOS ANGELES DID NOT PLAY:**

**LOS ANGELES INACTIVES:** QB 8 B. Allen, RB 25 L. Dunbar, DB 27 I. Johnson, RB 33 J. Davis, OLB 53 C. Thompson, LB 55 C. Lynch, T 73 C. Lucas

## SCORING SUMMARY

|                                 | 1  | 2  | 3 | 4 | OT | TOTAL | FIELD GOALS |
|---------------------------------|----|----|---|---|----|-------|-------------|
| <b>VISITOR</b> Los Angeles Rams | 13 | 21 | 6 | 2 | -  | 42    | (36) (31)   |
| <b>HOME</b> Seattle Seahawks    | 0  | 0  | 7 | 0 | -  | 7     |             |

| TEAM     | Qtr | Clock | Play (Extra Point) (Drive Info)                                    | Visitor | Home |
|----------|-----|-------|--|---------|------|
| Rams     | 1   | 12:06 | G. Zuerlein 36 yd. Field Goal (5-22, 1:30)                         | 3       | 0    |
| Rams     | 1   | 8:21  | G. Zuerlein 31 yd. Field Goal (7-37, 2:39)                         | 6       | 0    |
| Rams     | 1   | 5:57  | T. Gurley 1 yd. run (G. Zuerlein kick) (1-1, 0:03)                 | 13      | 0    |
| Rams     | 2   | 8:13  | T. Gurley 1 yd. run (G. Zuerlein kick) (5-36, 2:02)                | 20      | 0    |
| Rams     | 2   | 3:26  | R. Woods 1 yd. pass from J. Goff (G. Zuerlein kick) (7-39, 4:01)   | 27      | 0    |
| Rams     | 2   | 0:28  | T. Gurley 57 yd. run (G. Zuerlein kick) (3-47, 0:51)               | 34      | 0    |
| Rams     | 3   | 7:04  | T. Gurley 14 yd. pass from J. Goff (kick failed) (7-46, 3:52)      | 40      | 0    |
| Seahawks | 3   | 1:23  | L. Willson 26 yd. pass from R. Wilson (B. Walsh kick) (7-77, 1:48) | 40      | 7    |
| Rams     | 4   | 10:14 | Penalty on R. Wilson enforced in end zone for a Safety             | 42      | 7    |



## FINAL TEAM STATISTICS

|  | RAMS     | SEAHAWKS |                                       | RAMS     | SEAHAWKS |
|--|----------|----------|---------------------------------------|----------|----------|
| <b>TOTAL FIRST DOWNS</b>                     | 19       | 11       | <b>FGs - PATs Had Blocked</b>         | 0-0      | 0-0      |
| By Rushing                                   | 10       | 6        | Net Punting Average                   | 39.0     | 31.0     |
| By Passing                                   | 9        | 4        | <b>TOTAL RETURN YARDAGE (W/O KOR)</b> | 128      | 18       |
| By Penalty                                   | 0        | 1        | No. and Yards Punt Returns            | 7-128    | 2-18     |
| <b>THIRD DOWN EFFICIENCY</b>                 | 6-16-38% | 4-14-29% | No. and Yards Kickoff Returns         | 2-52     | 6-118    |
| <b>FOURTH DOWN EFFICIENCY</b>                | 1-3-33%  | 0-0-0%   | No. and Yards Interception Returns    | 0-0      | 1-0      |
| <b>TOTAL NET YARDS</b>                       | 352      | 149      | <b>PENALTIES Number and Yards</b>     | 3-25     | 9-60     |
| Total Offensive Plays                        | 68       | 54       | <b>FUMBLES Number and Lost</b>        | 2-0      | 3-2      |
| Average gain per offensive play              | 5.2      | 2.8      | <b>TOUCHDOWNS</b>                     | 5        | 1        |
| <b>NET YARDS RUSHING</b>                     | 244      | 78       | Rushing                               | 3        | 0        |
| Total Rushing Plays                          | 43       | 17       | Passing                               | 2        | 1        |
| Average gain per rushing play                | 5.7      | 4.6      | Returns                               | 0        | 0        |
| Tackles for a loss-number and yards          | 3-8      | 1-2      | Other (Blocked Kicks, etc.)           | 0        | 0        |
| <b>NET YARDS PASSING</b>                     | 108      | 71       | <b>EXTRA POINTS Made-Attempts</b>     | 4-5      | 1-1      |
| Times thrown - yards lost attempting to pass | 2-16     | 7-71     | Kicking Made-Attempts                 | 4-5      | 1-1      |
| Gross yards passing                          | 124      | 142      | <b>FIELD GOALS Made-Attempts</b>      | 2-2      | 0-0      |
| <b>PASS ATTEMPTS-COMP-HAD INT</b>            | 23-15-1  | 30-14-0  | <b>RED ZONE EFFICIENCY</b>            | 4-6-67%  | 0-0-0%   |
| Avg gain per pass play                       | 4.3      | 1.9      | <b>GOAL TO GO EFFICIENCY</b>          | 3-3-100% | 0-0-0%   |
| <b>KICKOFFS Number-In End Zone-TBs</b>       | 8-3-1    | 3-1-1    | <b>SAFETIES</b>                       | 1        | 0        |
| <b>PUNTS Number and Average</b>              | 5-42.6   | 9-47.4   | <b>FINAL SCORE</b>                    | 42       | 7        |
| Had Blocked                                  | 0        | 0        | <b>TIME OF POSSESSION</b>             | 36:46    | 23:14    |

## FINAL INDIVIDUAL STATISTICS

### LOS ANGELES RAMS

| RUSHING      | ATT       | YDS        | AVG        | LG         | TD       |
|--------------|-----------|------------|------------|------------|----------|
| T. Gurley II | 21        | 152        | 7.2        | 57t        | 3        |
| M. Brown     | 10        | 45         | 4.5        | 14         | 0        |
| T. Austin    | 10        | 44         | 4.4        | 18         | 0        |
| J. Goff      | 2         | 3          | 1.5        | 3          | 0        |
| <b>Total</b> | <b>43</b> | <b>244</b> | <b>5.7</b> | <b>57t</b> | <b>3</b> |

| PASSING      | ATT       | CMP       | YDS        | SK/YD       | TD       | LG        | IN       | RT.         |
|--------------|-----------|-----------|------------|-------------|----------|-----------|----------|-------------|
| J. Goff      | 21        | 14        | 120        | 2/16        | 2        | 15        | 1        | 93.4        |
| S. Mannion   | 2         | 1         | 4          | 0/0         | 0        | 4         | 0        | 56.2        |
| <b>Total</b> | <b>23</b> | <b>15</b> | <b>124</b> | <b>2/16</b> | <b>2</b> | <b>15</b> | <b>1</b> | <b>89.8</b> |

| RECEIVING    | NO        | YDS        | AVG        | LG        | TD       |
|--------------|-----------|------------|------------|-----------|----------|
| R. Woods     | 6         | 45         | 7.5        | 14        | 1        |
| T. Gurley II | 3         | 28         | 9.3        | 14t       | 1        |
| C. Kupp      | 2         | 21         | 10.5       | 15        | 0        |
| S. Watkins   | 2         | 14         | 7.0        | 7         | 0        |
| T. Higbee    | 1         | 12         | 12.0       | 12        | 0        |
| D. Carrier   | 1         | 4          | 4.0        | 4         | 0        |
| <b>Total</b> | <b>15</b> | <b>124</b> | <b>8.3</b> | <b>15</b> | <b>2</b> |

| INTERCEPTIONS | NO       | YDS      | AVG        | LG       | TD       |
|---------------|----------|----------|------------|----------|----------|
| <b>Total</b>  | <b>0</b> | <b>0</b> | <b>0.0</b> | <b>0</b> | <b>0</b> |

| PUNTING      | NO       | YDS        | AVG         | NET         | TB/120     | LG        |
|--------------|----------|------------|-------------|-------------|------------|-----------|
| J. Hekker    | 5        | 213        | 42.6        | 39.0        | 0/2        | 49        |
| <b>Total</b> | <b>5</b> | <b>213</b> | <b>42.6</b> | <b>39.0</b> | <b>0/2</b> | <b>49</b> |

| PUNT RETURNS | NO       | YDS        | AVG         | FC       | LG        | TD       |
|--------------|----------|------------|-------------|----------|-----------|----------|
| P. Cooper    | 7        | 128        | 18.3        | 1        | 53        | 0        |
| [TOUCHBACK]  | 1        | 0          | 0.0         | 0        | 0         | 0        |
| <b>Total</b> | <b>7</b> | <b>128</b> | <b>18.3</b> | <b>1</b> | <b>53</b> | <b>0</b> |

| KICKOFF RETURNS | NO       | YDS       | AVG         | FC       | LG        | TD       |
|-----------------|----------|-----------|-------------|----------|-----------|----------|
| P. Cooper       | 2        | 52        | 26.0        | 0        | 30        | 0        |
| [TOUCHBACK]     | 1        | 0         | 0.0         | 0        | 0         | 0        |
| <b>Total</b>    | <b>2</b> | <b>52</b> | <b>26.0</b> | <b>0</b> | <b>30</b> | <b>0</b> |

### SEATTLE SEAHAWKS

| RUSHING      | ATT       | YDS       | AVG        | LG        | TD       |
|--------------|-----------|-----------|------------|-----------|----------|
| R. Wilson    | 5         | 39        | 7.8        | 15        | 0        |
| J. McKissic  | 6         | 20        | 3.3        | 5         | 0        |
| M. Davis     | 6         | 19        | 3.2        | 11        | 0        |
| <b>Total</b> | <b>17</b> | <b>78</b> | <b>4.6</b> | <b>15</b> | <b>0</b> |

| PASSING      | ATT       | CMP       | YDS        | SK/YD       | TD       | LG         | IN       | RT.         |
|--------------|-----------|-----------|------------|-------------|----------|------------|----------|-------------|
| R. Wilson    | 30        | 14        | 142        | 7/71        | 1        | 26t        | 0        | 71.8        |
| <b>Total</b> | <b>30</b> | <b>14</b> | <b>142</b> | <b>7/71</b> | <b>1</b> | <b>26t</b> | <b>0</b> | <b>71.8</b> |

| RECEIVING     | NO        | YDS        | AVG         | LG        | TD       |
|---------------|-----------|------------|-------------|-----------|----------|
| J. McKissic   | 3         | 38         | 12.7        | 26        | 0        |
| M. Davis      | 2         | 20         | 10.0        | 11        | 0        |
| P. Richardson | 2         | 18         | 9.0         | 11        | 0        |
| T. Lockett    | 2         | 8          | 4.0         | 4         | 0        |
| L. Willson    | 1         | 26         | 26.0        | 26t       | 1        |
| T. McEvoy     | 1         | 19         | 19.0        | 19        | 0        |
| A. Darboh     | 1         | 8          | 8.0         | 8         | 0        |
| D. Baldwin    | 1         | 6          | 6.0         | 6         | 0        |
| J. Graham     | 1         | -1         | -1.0        | -1        | 0        |
| <b>Total</b>  | <b>14</b> | <b>142</b> | <b>10.1</b> | <b>26</b> | <b>1</b> |

| INTERCEPTIONS | NO       | YDS      | AVG        | LG       | TD       |
|---------------|----------|----------|------------|----------|----------|
| M. Willhoite  | 1        | 0        | 0.0        | 0        | 0        |
| <b>Total</b>  | <b>1</b> | <b>0</b> | <b>0.0</b> | <b>0</b> | <b>0</b> |

| PUNTING      | NO       | YDS        | AVG         | NET         | TB/120     | LG        |
|--------------|----------|------------|-------------|-------------|------------|-----------|
| J. Ryan      | 9        | 427        | 47.4        | 31.0        | 1/0        | 61        |
| <b>Total</b> | <b>9</b> | <b>427</b> | <b>47.4</b> | <b>31.0</b> | <b>1/0</b> | <b>61</b> |

| PUNT RETURNS | NO       | YDS       | AVG        | FC       | LG        | TD       |
|--------------|----------|-----------|------------|----------|-----------|----------|
| T. Lockett   | 2        | 18        | 9.0        | 1        | 18        | 0        |
| [DOWNED]     | 1        | 0         | 0.0        | 0        | 0         | 0        |
| <b>Total</b> | <b>2</b> | <b>18</b> | <b>9.0</b> | <b>1</b> | <b>18</b> | <b>0</b> |

| KICKOFF RETURNS | NO       | YDS        | AVG         | FC       | LG        | TD       |
|-----------------|----------|------------|-------------|----------|-----------|----------|
| T. Lockett      | 6        | 118        | 19.7        | 0        | 32        | 0        |
| [TOUCHBACK]     | 1        | 0          | 0.0         | 0        | 0         | 0        |
| [OUT OF BOUNDS] | 1        | 0          | 0.0         | 0        | 0         | 0        |
| <b>Total</b>    | <b>6</b> | <b>118</b> | <b>19.7</b> | <b>0</b> | <b>32</b> | <b>0</b> |

## DEFENSIVE STATISTICS (BASED ON COACHES' FILM REVIEW)

| PLAYER           | T | S | A | S-YDS    | I-YDS | PD | FF | FR | PLAYER       | T         | S         | A         | S-YDS           | I-YDS      | PD       | FF       | FR       |
|------------------|---|---|---|----------|-------|----|----|----|--------------|-----------|-----------|-----------|-----------------|------------|----------|----------|----------|
| J. Johnson III   | 6 | 2 | 4 | 0-0      | 0-0   | 1  | 0  | 0  | R. Quinn     | 2         | 2         | 0         | 2.0-22.0        | 0-0        | 0        | 1        | 0        |
| L. Joyner        | 5 | 2 | 3 | 0-0      | 0-0   | 0  | 1  | 0  | M. Fox       | 2         | 0         | 2         | 0-0             | 0-0        | 0        | 0        | 1        |
| A. Ogletree      | 5 | 1 | 4 | 0-0      | 0-0   | 0  | 0  | 1  | T. Hill      | 1         | 1         | 0         | 0-0             | 0-0        | 2        | 0        | 0        |
| C. Barwin        | 5 | 4 | 1 | 1.0-8.0  | 0-0   | 0  | 0  | 0  | M. Christian | 1         | 1         | 0         | 0-0             | 0-0        | 0        | 0        | 0        |
| A. Donald        | 5 | 4 | 1 | 3.0-37.0 | 0-0   | 0  | 0  | 0  | S. Ebukam    | 1         | 0         | 1         | 0-0             | 0-0        | 0        | 0        | 0        |
| N. Robey-Coleman | 4 | 2 | 2 | 0-0      | 0-0   | 0  | 0  | 0  | M. Brockers  | 1         | 0         | 1         | 0.5-2.0         | 0-0        | 0        | 0        | 0        |
| C. Littleton     | 4 | 2 | 2 | 0-0      | 0-0   | 0  | 0  | 0  | E. Westbrook | 1         | 1         | 0         | 0-0             | 0-0        | 0        | 0        | 0        |
| T. Johnson       | 2 | 1 | 1 | 0-0      | 0-0   | 1  | 0  | 0  | T. Walker    | 1         | 1         | 0         | 0-0             | 0-0        | 1        | 0        | 0        |
| K. Peterson      | 2 | 2 | 0 | 0-0      | 0-0   | 1  | 0  | 0  | M. Longacre  | 1         | 0         | 1         | 0.5-2.0         | 0-0        | 0        | 0        | 0        |
| B. Hager         | 2 | 2 | 0 | 0-0      | 0-0   | 0  | 0  | 0  | <b>TOTAL</b> | <b>51</b> | <b>28</b> | <b>23</b> | <b>7.0-71.0</b> | <b>0-0</b> | <b>6</b> | <b>3</b> | <b>2</b> |



# 15

## LOS ANGELES 27, TENNESSEE 23 December 24, 2017 - Nissan Stadium - Nashville, Tenn.



**WEATHER: Cloudy, 39 degrees - ATTENDANCE: 60,097 - TIME: 3:20**

The Los Angeles Rams won their 11th game of the season and the NFC West for the first time since the 2003 season as they downed the Titans 27-23 in a cold, wet December contest. LB Cory Littleton earned his fourth-career start, third of the season and posted an interception and a sack in the contest. Littleton intercepted Titans QB Marcus Mariota on Tennessee's first drive of the game, marking the eighth time this season the Rams have forced a turnover on their opponents' opening drive, the most in the NFC since 2007 when the Patriots forced seven first-drive turnovers. Littleton's sack was the only sack on the afternoon by L.A. RB Todd Gurley II strengthened his case for the NFL's MVP with 276 yards from scrimmage, including 118 yards rushing on 22 attempts and 158 yards receiving on 10 receptions with two receiving touchdowns. The 276 scrimmage yards are the most in a single game by any player through the first 16 weeks of 2017. Gurley averaged 8.6 scrimmage yards per touch, 5.4 yards per rush and 15.8 yards per reception. The Georgia product became just the third player in NFL history to have 100-plus rushing and 150-plus receiving in a single game, the first player since 1986 to achieve the feat. Gurley is the only player this year to post 100-plus rushing yards and 100-plus receiving yards in a single game and his 80-yard touchdown reception was the second-longest reception from a running back this season. K Sam Ficken missed his first field goal and PAT after signing with L.A. following K Greg Zuerlein being placed on IR. Ficken responded with three made PATs following the slow start.

### STARTING LINEUPS

#### LOS ANGELES RAMS

|       |               |        |                |
|-------|---------------|--------|----------------|
| WR 18 | C. Kupp       | DE 90  | M. Brockers    |
| TE 89 | T. Higbee     | NT 93  | E. Westbrook   |
| LT 77 | A. Whitworth  | DT 99  | A. Donald      |
| LG 76 | R. Saffold    | OLB 94 | R. Quinn       |
| C 65  | J. Sullivan   | OLB 98 | C. Barwin      |
| RG 68 | J. Brown      | ILB 52 | A. Ogletree    |
| RT 79 | R. Havenstein | ILB 58 | C. Littleton   |
| WR 12 | S. Watkins    | LCB 22 | T. Johnson     |
| WR 17 | R. Woods      | RCB 32 | T. Hill        |
| QB 16 | J. Goff       | FS 20  | L. Joyner      |
| RB 30 | T. Gurley II  | SS 43  | J. Johnson III |

#### TENNESSEE TITANS

|       |             |        |               |
|-------|-------------|--------|---------------|
| WR 18 | R. Matthews | CB 33  | T. Smith      |
| TE 88 | L. Stocker  | NT 96  | S. Williams   |
| LT 77 | T. Lewan    | DT 99  | J. Casey      |
| LG 67 | Q. Spain    | OLB 91 | D. Morgan     |
| C 60  | B. Jones    | ILB 59 | W. Woodyard   |
| RG 64 | J. Kline    | ILB 54 | A. Williamson |
| RT 78 | J. Conklin  | OLB 98 | B. Orakpo     |
| WR 84 | C. Davis    | CB 25  | A. Jackson    |
| QB 8  | M. Mariota  | CB 23  | B. McCain     |
| TE 81 | J. Smith    | SS 37  | J. Cyprien    |
| RB 29 | D. Murray   | FS 31  | K. Byard      |

**LOS ANGELES SUBSTITUTIONS:** K 5 S. Ficken, P 6 J. Hekker, WR 10 P. Cooper, WR 11 T. Austin, CB 23 N. Robey-Coleman, DB 24 B. Countess, RB 34 M. Brown, S 41 M. Christian, LS 44 J. McQuaide, CB 47 K. Peterson, OLB 50 S. Ebukam, OLB 53 C. Thompson, LB 54 B. Hager, LB C. Lynch, T 63 D. Williams, C 66 A. Blythe, TE 81 G. Everett, WR 83 J. Reynolds, TE 86 D. Carrier, WR 88 M. Thomas, DT 92 T. Smart, DT 95 T. Walker, DE 97 M. Fox

**LOS ANGELES DID NOT PLAY:** QB 14 S. Mannion

**LOS ANGELES INACTIVES:** RB 25 L. Dunbar, LB 26 M. Barron, DB 27 I. Johnson, RB 33 J. Davis, LB 59 K. Edebali, T 73 C. Lucas, OLB 96 M. Longacre

### SCORING SUMMARY

|                                 | 1 | 2  | 3 | 4 | OT | TOTAL | FIELD GOALS             |
|---------------------------------|---|----|---|---|----|-------|-------------------------|
| <b>VISITOR</b> Los Angeles Rams | 6 | 7  | 7 | 7 | -  | 27    | 36 RU                   |
| <b>HOME</b> Tennessee Titans    | 3 | 10 | 7 | 3 | -  | 24    | (25), (37), 45 WR, (27) |

| TEAM   | Qtr | Clock Time | Play (Extra Point) (Drive Info)                                  | Visitor | Home |
|--------|-----|------------|--|---------|------|
| Rams   | 1   | 8:54       | T. Gurley 3 yd. pass from J. Goff (kick failed, WR) (4-53, 2:07) | 6       | 0    |
| Titans | 1   | 1:13       | R. Succop 25 yd. Field Goal (14-62, 7:41)                        | 6       | 3    |
| Titans | 2   | 5:20       | W. Woodyard 4 yd. fumble return (R. Succop kick)                 | 6       | 10   |
| Rams   | 2   | 4:24       | T. Gurley 80 yd. pass from J. Goff (S. Ficken kick) (2-79, 0:56) | 13      | 10   |
| Titans | 2   | 0:19       | R. Succop 37 yd. Field Goal (11-56, 4:05)                        | 13      | 13   |
| Rams   | 3   | 6:40       | S. Watkins 3 yd. pass from J. Goff (S. Ficken kick) (7-65, 2:57) | 20      | 13   |
| Titans | 3   | 4:23       | D. Murray 6 yd. run (R. Succop kick) (5-44, 2:17)                | 20      | 20   |
| Titans | 4   | 14:46      | R. Succop 27 yd. Field Goal (9-64, 3:40)                         | 20      | 23   |
| Rams   | 4   | 11:51      | C. Kupp 14 yd. pass from J. Goff (S. Ficken kick) (6-68, 2:55)   | 27      | 23   |



## FINAL TEAM STATISTICS

|  | RAMS            | TITANS          |                                       | RAMS           | TITANS         |
|--|-----------------|-----------------|---------------------------------------|----------------|----------------|
| <b>TOTAL FIRST DOWNS</b>                     | <b>20</b>       | <b>19</b>       | <b>FGs - PATs Had Blocked</b>         | <b>0-0</b>     | <b>0-0</b>     |
| By Rushing                                   | 5               | 5               | Net Punting Average                   | 42.0           | 35.5           |
| By Passing                                   | 14              | 12              | <b>TOTAL RETURN YARDAGE (W/O KOR)</b> | <b>5</b>       | <b>12</b>      |
| By Penalty                                   | 1               | 2               | No. and Yards Punt Returns            | 1-3            | 2-12           |
| <b>THIRD DOWN EFFICIENCY</b>                 | <b>6-14-43%</b> | <b>3-12-25%</b> | No. and Yards Kickoff Returns         | 4-87           | 3-109          |
| <b>FOURTH DOWN EFFICIENCY</b>                | <b>1-2-50%</b>  | <b>0-1-0%</b>   | No. and Yards Interception Returns    | 1-2            | 0-0            |
| <b>TOTAL NET YARDS</b>                       | <b>402</b>      | <b>366</b>      | <b>PENALTIES Number and Yards</b>     | <b>5-44</b>    | <b>5-54</b>    |
| Total Offensive Plays                        | 66              | 66              | <b>FUMBLES Number and Lost</b>        | <b>2-1</b>     | <b>1-0</b>     |
| Average gain per offensive play              | 6.1             | 5.5             | <b>TOUCHDOWNS</b>                     | <b>4</b>       | <b>2</b>       |
| <b>NET YARDS RUSHING</b>                     | <b>116</b>      | <b>97</b>       | Rushing                               | 0              | 1              |
| Total Rushing Plays                          | 26              | 26              | Passing                               | 4              | 0              |
| Average gain per rushing play                | 4.5             | 3.7             | Returns                               | 0              | 1              |
| Tackles for a loss-number and yards          | 4-10            | 1-2             | Other (Blocked Kicks, etc.)           | 0              | 0              |
| <b>NET YARDS PASSING</b>                     | <b>286</b>      | <b>269</b>      | <b>EXTRA POINTS Made-Attempts</b>     | <b>3-4</b>     | <b>2-2</b>     |
| Times thrown - yards lost attempting to pass | 1-15            | 1-6             | Kicking Made-Attempts                 | 3-4            | 2-2            |
| Gross yards passing                          | 301             | 275             | <b>FIELD GOALS Made-Attempts</b>      | <b>0-1</b>     | <b>3-4</b>     |
| <b>PASS ATTEMPTS-COMP-HAD INT</b>            | <b>39-22-0</b>  | <b>39-22-1</b>  | <b>RED ZONE EFFICIENCY</b>            | <b>3-4-75%</b> | <b>1-4-25%</b> |
| Avg gain per pass play                       | 7.2             | 6.7             | <b>GOAL TO GO EFFICIENCY</b>          | <b>2-3-67%</b> | <b>0-1-0%</b>  |
| <b>KICKOFFS Number-In End Zone-TBs</b>       | <b>5-4-2</b>    | <b>6-6-2</b>    | <b>SAFETIES</b>                       | <b>0</b>       | <b>0</b>       |
| <b>PUNTS Number and Average</b>              | <b>4-50.0</b>   | <b>4-36.3</b>   | <b>FINAL SCORE</b>                    | <b>27</b>      | <b>23</b>      |
| Had Blocked                                  | 0               | 0               | <b>TIME OF POSSESSION</b>             | <b>30:04</b>   | <b>29:56</b>   |

## FINAL INDIVIDUAL STATISTICS

| LOS ANGELES RAMS |           |            |             |             |            |            |          |              |  | TENNESSEE TITANS |           |            |             |             |            |           |          |             |  |
|------------------|-----------|------------|-------------|-------------|------------|------------|----------|--------------|--|------------------|-----------|------------|-------------|-------------|------------|-----------|----------|-------------|--|
| RUSHING          | ATT       | YDS        | AVG         | LG          | TD         |            |          |              |  | RUSHING          | ATT       | YDS        | AVG         | LG          | TD         |           |          |             |  |
| T. Gurley II     | 22        | 118        | 5.4         | 34          | 0          |            |          |              |  | D. Murray        | 15        | 48         | 3.2         | 9           | 1          |           |          |             |  |
| M. Brown         | 1         | 4          | 4.0         | 4           | 0          |            |          |              |  | D. Henry         | 8         | 25         | 3.1         | 10          | 0          |           |          |             |  |
| J. Goff          | 3         | -6         | -2.0        | 2           | 0          |            |          |              |  | M. Mariota       | 3         | 24         | 8.0         | 14          | 0          |           |          |             |  |
| <b>Total</b>     | <b>26</b> | <b>116</b> | <b>4.5</b>  | <b>34</b>   | <b>0</b>   |            |          |              |  | <b>Total</b>     | <b>26</b> | <b>97</b>  | <b>3.7</b>  | <b>14</b>   | <b>1</b>   |           |          |             |  |
| PASSING          | ATT       | CMP        | YDS         | SK/YD       | TD         | LG         | IN       | RT.          |  | PASSING          | ATT       | CMP        | YDS         | SK/YD       | TD         | LG        | IN       | RT.         |  |
| J. Goff          | 38        | 22         | 301         | 1/15        | 4          | 80t        | 0        | 118.4        |  | M. Mariota       | 39        | 22         | 275         | 1/6         | 0          | 37        | 1        | 67.8        |  |
| J. Hekker        | 1         | 0          | 0           | 0/0         | 0          | 0          | 0        | 39.6         |  | <b>Total</b>     | <b>39</b> | <b>22</b>  | <b>275</b>  | <b>1/6</b>  | <b>0</b>   | <b>37</b> | <b>1</b> | <b>67.8</b> |  |
| <b>Total</b>     | <b>39</b> | <b>22</b>  | <b>301</b>  | <b>1/15</b> | <b>4</b>   | <b>80t</b> | <b>0</b> | <b>115.4</b> |  |                  |           |            |             |             |            |           |          |             |  |
| RECEIVING        | NO        | YDS        | AVG         | LG          | TD         |            |          |              |  | RECEIVING        | NO        | YDS        | AVG         | LG          | TD         |           |          |             |  |
| T. Gurley II     | 10        | 158        | 15.8        | 80t         | 2          |            |          |              |  | C. Davis         | 6         | 91         | 15.2        | 37          | 0          |           |          |             |  |
| C. Kupp          | 4         | 65         | 16.3        | 34          | 1          |            |          |              |  | E. Decker        | 6         | 73         | 12.2        | 25          | 0          |           |          |             |  |
| R. Woods         | 3         | 33         | 11.0        | 13          | 0          |            |          |              |  | D. Walker        | 3         | 33         | 11.0        | 15          | 0          |           |          |             |  |
| S. Watkins       | 3         | 30         | 10.0        | 16          | 1          |            |          |              |  | D. Murray        | 3         | 11         | 3.7         | 4           | 0          |           |          |             |  |
| T. Higbee        | 2         | 15         | 7.5         | 10          | 0          |            |          |              |  | R. Matthews      | 2         | 48         | 24.0        | 25          | 0          |           |          |             |  |
| <b>Total</b>     | <b>22</b> | <b>301</b> | <b>13.7</b> | <b>80t</b>  | <b>4</b>   |            |          |              |  | J. Smith         | 1         | 13         | 13.0        | 13          | 0          |           |          |             |  |
|                  |           |            |             |             |            |            |          |              |  | D. Henry         | 1         | 6          | 6.0         | 6           | 0          |           |          |             |  |
|                  |           |            |             |             |            |            |          |              |  | <b>Total</b>     | <b>22</b> | <b>275</b> | <b>12.5</b> | <b>37</b>   | <b>0</b>   |           |          |             |  |
| INTERCEPTIONS    | NO        | YDS        | AVG         | LG          | TD         |            |          |              |  | INTERCEPTIONS    | NO        | YDS        | AVG         | LG          | TD         |           |          |             |  |
| C. Littleton     | 1         | 2          | 2.0         | 2           | 0          |            |          |              |  | N/A              | 0         | 0          | 0.0         | 0           | 0          |           |          |             |  |
| <b>Total</b>     | <b>1</b>  | <b>2</b>   | <b>2.0</b>  | <b>2</b>    | <b>0</b>   |            |          |              |  | <b>Total</b>     | <b>0</b>  | <b>0</b>   | <b>0.0</b>  | <b>0</b>    | <b>0</b>   |           |          |             |  |
| PUNTING          | NO        | YDS        | AVG         | NET         | TB/120     | LG         |          |              |  | PUNTING          | NO        | YDS        | AVG         | NET         | TB/120     | LG        |          |             |  |
| J. Hekker        | 4         | 200        | 50.0        | 42.0        | 1/1        | 57         |          |              |  | B. Kern          | 4         | 145        | 36.3        | 35.5        | 0/2        | 62        |          |             |  |
| <b>Total</b>     | <b>4</b>  | <b>200</b> | <b>50.0</b> | <b>42.0</b> | <b>1/1</b> | <b>57</b>  |          |              |  | <b>Total</b>     | <b>4</b>  | <b>145</b> | <b>36.3</b> | <b>35.5</b> | <b>0/2</b> | <b>62</b> |          |             |  |
| PUNT RETURNS     | NO        | YDS        | AVG         | FC          | LG         | TD         |          |              |  | PUNT RETURNS     | NO        | YDS        | AVG         | FC          | LG         | TD        |          |             |  |
| P. Cooper        | 1         | 3          | 3.0         | 1           | 3          | 0          |          |              |  | A. Jackson       | 2         | 12         | 6.0         | 0           | 11         | 0         |          |             |  |
| [OUT OF BOUNDS]  | 2         | 0          | 0.0         | 0           | 0          | 0          |          |              |  | [OUT OF BOUNDS]  | 1         | 0          | 0.0         | 0           | 0          | 0         |          |             |  |
| <b>Total</b>     | <b>1</b>  | <b>3</b>   | <b>3.0</b>  | <b>1</b>    | <b>3</b>   | <b>0</b>   |          |              |  | [TOUCHBACK]      | 1         | 0          | 0.0         | 0           | 0          | 0         |          |             |  |
|                  |           |            |             |             |            |            |          |              |  | <b>Total</b>     | <b>2</b>  | <b>12</b>  | <b>6.0</b>  | <b>0</b>    | <b>11</b>  | <b>0</b>  |          |             |  |
| KICKOFF RETURNS  | NO        | YDS        | AVG         | FC          | LG         | TD         |          |              |  | KICKOFF RETURNS  | NO        | YDS        | AVG         | FC          | LG         | TD        |          |             |  |
| P. Cooper        | 4         | 87         | 21.8        | 0           | 28         | 0          |          |              |  | A. Jackson       | 3         | 109        | 36.3        | 0           | 57         | 0         |          |             |  |
| [TOUCHBACK]      | 2         | 0          | 0.0         | 0           | 0          | 0          |          |              |  | [TOUCHBACK]      | 1         | 0          | 0.0         | 0           | 0          | 0         |          |             |  |
| <b>Total</b>     | <b>4</b>  | <b>87</b>  | <b>21.8</b> | <b>0</b>    | <b>28</b>  | <b>0</b>   |          |              |  | <b>Total</b>     | <b>3</b>  | <b>109</b> | <b>36.3</b> | <b>0</b>    | <b>57</b>  | <b>0</b>  |          |             |  |

## DEFENSIVE STATISTICS (BASED ON PRESS BOX STATISTICS)

| PLAYER         | T | S | A | S-YDS   | I-YDS | PD | FF | FR | PLAYER           | T         | S         | A         | S-YDS          | I-YDS      | PD       | FF       | FR       |
|----------------|---|---|---|---------|-------|----|----|----|------------------|-----------|-----------|-----------|----------------|------------|----------|----------|----------|
| T. Hill        | 9 | 0 | 9 | 0-0     | 0-0   | 1  | 0  | 0  | A. Donald        | 2         | 2         | 0         | 0-0            | 0-0        | 0        | 1        | 0        |
| J. Johnson III | 7 | 5 | 2 | 0-0     | 0-0   | 1  | 0  | 0  | T. Walker        | 2         | 2         | 0         | 0-0            | 0-0        | 0        | 0        | 0        |
| C. Littleton   | 7 | 3 | 4 | 1.0-6.0 | 1-2   | 1  | 0  | 0  | N. Robey-Coleman | 2         | 2         | 0         | 0-0            | 0-0        | 0        | 0        | 0        |
| L. Joyner      | 6 | 0 | 6 | 0-0     | 0-0   | 0  | 0  | 0  | C. Thompson      | 1         | 1         | 0         | 0-0            | 0-0        | 0        | 0        | 0        |
| T. Johnson     | 5 | 4 | 1 | 0-0     | 0-0   | 0  | 0  | 0  | R. Quinn         | 1         | 1         | 0         | 0-0            | 0-0        | 0        | 0        | 0        |
| A. Ogletree    | 5 | 0 | 5 | 0-0     | 0-0   | 2  | 0  | 0  | E. Westbrook     | 1         | 0         | 1         | 0-0            | 0-0        | 0        | 0        | 0        |
| C. Barwin      | 4 | 2 | 2 | 0-0     | 0-0   | 0  | 0  | 0  | M. Christian     | 1         | 0         | 1         | 0-0            | 0-0        | 0        | 0        | 0        |
| M. Brockers    | 4 | 1 | 3 | 0-0     | 0-0   | 1  | 0  | 0  | <b>TOTAL</b>     | <b>57</b> | <b>37</b> | <b>20</b> | <b>1.0-6.0</b> | <b>1-2</b> | <b>6</b> | <b>1</b> | <b>0</b> |



# 16

## LOS ANGELES 13, SAN FRANCISCO 34

December 31, 2017 - L.A. Memorial Coliseum - Los Angeles, Calif.



**WEATHER: Sunny, 67 degrees - ATTENDANCE: 66,125 - TIME: 2:59**

The Los Angeles Rams rested their starters and key reserves in the regular season finale allowing younger players the chance to compete heading into the team's first post-season appearance since 2005. QB Sean Mannion got his first career start at QB behind an offensive line that featured four new starters. The third-year pro completed 20-of-34 passing attempts for 169 yards for a 71.8 quarterback rating, his pass catchers were plagued by drops as they only caught 58 percent of his passing attempts. Defensively, CB Kevin Peterson, who earned his first-career start, intercepted 49ers QB Jimmy Garoppolo twice, returning them for a combined 42 yards. Peterson finished with five passes defended, which is tied for the second-most by any defender during the 2017 season. LB Cory Littleton continued his strong season, carving out a role on the defensive side of the ball after playing extremely well on special teams all season. Littleton led the Rams defensive unit with eight tackles in his fifth-career start, the fourth of the 2017 campaign. S Cody Davis returned from injured reserve just in time for the playoffs, the Texas Tech product totaled three tackles and one pass defended in his return. K Sam Ficken, who played in his second-career NFL games had a solid outing, connecting on all three of his attempts including two field goals and one PAT to lead the team in scoring with seven points. P Johnny Hekker punted seven times covering 341 yards with a 48.7 average. Despite the loss, the Rams still retained the No. 3 seed heading into the NFC Playoffs.

### STARTING LINEUPS

#### SAN FRANCISCO 49ERS

|       |              |         |                |
|-------|--------------|---------|----------------|
| WR 18 | L. Murphy    | DE 95   | T. Carradine   |
| LT 74 | J. Staley    | LDT 90  | E. Mitchell    |
| LG 75 | L. Tomlinson | RDT 99  | D. Buckner     |
| C 67  | D. Kilgore   | RDE 94  | S. Thomas      |
| RG 63 | B. Fusco     | MIKE 56 | R. Foster      |
| RT 68 | Z. Beadles   | WILL 50 | B. Coyle       |
| TE 82 | L. Paulsen   | LCB 23  | A. Witherspoon |
| WR 11 | M. Goodwin   | RCB 36  | D. Johnson     |
| RB 28 | C. Hyde      | NB 24   | K. Williams    |
| FB 44 | K. Juszczyk  | FS 38   | A. Colbert     |
| QB 10 | J. Garoppolo | SS 35   | E. Reid        |

#### LOS ANGELES RAMS

|       |             |        |                |
|-------|-------------|--------|----------------|
| WR 11 | T. Austin   | DE 97  | M. Fox         |
| TE 89 | T. Higbee   | NT 93  | E. Westbrooks  |
| LT 63 | D. Williams | DT 95  | T. Walker      |
| LG 66 | A. Blythe   | OLB 53 | C. Thompson    |
| C 72  | A. Neary    | OLB 50 | S. Ebukam      |
| RG 68 | J. Brown    | ILB 54 | B. Hager       |
| RT 73 | C. Lucas    | ILB 58 | C. Littleton   |
| WR 88 | M. Thomas   | LCB 47 | K. Peterson    |
| WR 10 | P. Cooper   | RCB 32 | T. Hill        |
| QB 14 | S. Mannion  | FS 24  | B. Countess    |
| RB 34 | M. Brown    | SS 43  | J. Johnson III |

**LOS ANGELES SUBSTITUTIONS:** K 5 S. Ficken, P 6 J. Hekker, CB 22 T. Johnson, CB 23 N. Robey-Coleman, RB 25 L. Dunbar, DB 27 I. Johnson, RB 33 J. Davis, S 38 C. Davis, LS 44 J. McQuaide, LB 55 C. Lynch, OLB 56 G. Sickels, TE 81 G. Everett, WR 83 J. Reynolds, TE 86 D. Carrier, DT 90 M. Brockers, DT 92 T. Smart, OLB 94 R. Quinn, OLB 98 C. Barwin

**LOS ANGELES DID NOT PLAY:** WR 12 S. Watkins, QB 16 J. Goff, WR 17 R. Woods, WR 18 C. Kupp, G 76 R. Saffold, T 79 R. Havenstein

**LOS ANGELES INACTIVES:** S 20 L. Joyner, LB 26 M. Barron, RB 30 T. Gurley II, LB 52 A. Ogletree, C 65 J. Sullivan, T 77 A. Whitworth, DT 99 A. Donald

### SCORING SUMMARY

|                                    | 1  | 2  | 3 | 4 | OT | TOTAL | FIELD GOALS |
|------------------------------------|----|----|---|---|----|-------|-------------|
| <b>VISITOR</b> San Francisco 49ers | 10 | 10 | 7 | 7 | -  | 34    | (33) (48)   |
| <b>HOME</b> Los Angeles Rams       | 3  | 3  | 0 | 7 | -  | 13    | (23) (21)   |

| TEAM  | Qtr | Clock Time | Play (Extra Point) (Drive Info)  | Visitor | Home |
|-------|-----|------------|--|---------|------|
| 49ers | 1   | 12:08      | R. Gould 33 yd. Field Goal (8-60, 2:52)                                | 3       | 0    |
| 49ers | 1   | 5:14       | M. Goodwin 8 yd. pass from J. Garoppolo (R. Gould kick) (8-82, 4:27)   | 10      | 0    |
| Rams  | 1   | 1:11       | S. Ficken 23 yd. Field Goal (6-17, 2:13)                               | 10      | 3    |
| 49ers | 2   | 5:00       | R. Gould 48 yd. Field Goal (11-67, 4:52)                               | 13      | 3    |
| 49ers | 2   | 1:13       | C. Hyde 8 yd. run (R. Gould kick) (3-57, 1:00)                         | 20      | 3    |
| Rams  | 2   | 0:00       | S. Ficken 21 yd. Field Goal (2-50, 0:09)                               | 20      | 6    |
| 49ers | 3   | 6:12       | C. Hyde 5 yd. run (R. Gould kick) (7-60, 2:33)                         | 27      | 6    |
| 49ers | 4   | 14:54      | A. Robinson 12 yd. pass from J. Garoppolo (R. Gould kick) (7-53, 3:39) | 34      | 6    |
| Rams  | 4   | 6:40       | L. Dunbar 8 yd. run (S. Ficken kick) (15-72, 8:14)                     | 34      | 13   |



## FINAL TEAM STATISTICS

|  | 49ERS    | RAMS     |                                       | 49ERS    | RAMS    |
|--|----------|----------|---------------------------------------|----------|---------|
| <b>TOTAL FIRST DOWNS</b>                     | 25       | 15       | <b>FGs - PATs Had Blocked</b>         | 0-0      | 0-0     |
| By Rushing                                   | 10       | 6        | Net Punting Average                   | 40.5     | 44.1    |
| By Passing                                   | 13       | 7        | <b>TOTAL RETURN YARDAGE (W/O KOR)</b> | 32       | 48      |
| By Penalty                                   | 2        | 2        | No. and Yards Punt Returns            | 3-32     | 2-6     |
| <b>THIRD DOWN EFFICIENCY</b>                 | 6-12-50% | 5-15-33% | No. and Yards Kickoff Returns         | 0-0      | 1-13    |
| <b>FOURTH DOWN EFFICIENCY</b>                | 0-0-0%   | 1-1-100% | No. and Yards Interception Returns    | 0-0      | 2-42    |
| <b>TOTAL NET YARDS</b>                       | 463      | 251      | <b>PENALTIES Number and Yards</b>     | 4-23     | 6-46    |
| Total Offensive Plays                        | 63       | 63       | <b>FUMBLES Number and Lost</b>        | 1-1      | 4-2     |
| Average gain per offensive play              | 7.3      | 4.0      | <b>TOUCHDOWNS</b>                     | 4        | 1       |
| <b>NET YARDS RUSHING</b>                     | 171      | 12       | Rushing                               | 2        | 1       |
| Total Rushing Plays                          | 30       | 26       | Passing                               | 2        | 0       |
| Average gain per rushing play                | 5.7      | 3.9      | Returns                               | 0        | 0       |
| Tackles for a loss-number and yards          | 0-0      | 2-5      | Other (Blocked Kicks, etc.)           | 0        | 0       |
| <b>NET YARDS PASSING</b>                     | 292      | 149      | <b>EXTRA POINTS Made-Attempts</b>     | 4-4      | 1-1     |
| Times thrown - yards lost attempting to pass | 0-0      | 3-20     | Kicking Made-Attempts                 | 4-4      | 1-1     |
| Gross yards passing                          | 292      | 169      | <b>FIELD GOALS Made-Attempts</b>      | 2-2      | 2-2     |
| <b>PASS ATTEMPTS-COMP-HAD INT</b>            | 33-20-2  | 34-20-0  | <b>RED ZONE EFFICIENCY</b>            | 4-5-80%  | 1-3-33% |
| Avg gain per pass play                       | 8.8      | 4.0      | <b>GOAL TO GO EFFICIENCY</b>          | 2-2-100% | 1-3-33% |
| <b>KICKOFFS Number-In End Zone-TBs</b>       | 7-6-6    | 3-3-3    | <b>SAFETIES</b>                       | 0        | 0       |
| <b>PUNTS Number and Average</b>              | 2-43.5   | 7-48.7   | <b>FINAL SCORE</b>                    | 34       | 13      |
| Had Blocked                                  | 0        | 0        | <b>TIME OF POSSESSION</b>             | 29:09    | 30:51   |

## FINAL INDIVIDUAL STATISTICS

| SAN FRANCISCO 49ERS    |            |            |             |              |               |           |           |             |  | LOS ANGELES RAMS     |                        |            |             |              |               |            |           |             |  |  |  |
|------------------------|------------|------------|-------------|--------------|---------------|-----------|-----------|-------------|--|----------------------|------------------------|------------|-------------|--------------|---------------|------------|-----------|-------------|--|--|--|
| <b>RUSHING</b>         | <b>ATT</b> | <b>YDS</b> | <b>AVG</b>  | <b>LG</b>    | <b>TD</b>     |           |           |             |  | <b>RUSHING</b>       | <b>ATT</b>             | <b>YDS</b> | <b>AVG</b>  | <b>LG</b>    | <b>TD</b>     |            |           |             |  |  |  |
| C. Hyde                | 15         | 90         | 6.0         | 16           | 2             |           |           |             |  | M. Brown             | 14                     | 54         | 3.9         | 20           | 0             |            |           |             |  |  |  |
| D. M. Breida           | 12         | 72         | 6.0         | 15           | 0             |           |           |             |  | T. Austin            | 4                      | 24         | 6.0         | 8            | 0             |            |           |             |  |  |  |
| M. Goodwin             | 1          | 10         | 10.0        | 10           | 0             |           |           |             |  | L. Dunbar            | 6                      | 20         | 3.3         | 8t           | 1             |            |           |             |  |  |  |
| J. Garoppolo           | 2          | -1         | -0.5        | 0            | 0             |           |           |             |  | S. Mannion           | 2                      | 4          | 2.0         | 2            | 0             |            |           |             |  |  |  |
| <b>Total</b>           | <b>30</b>  | <b>171</b> | <b>5.7</b>  | <b>16</b>    | <b>2</b>      |           |           |             |  | <b>Total</b>         | <b>26</b>              | <b>116</b> | <b>4.5</b>  | <b>34</b>    | <b>0</b>      |            |           |             |  |  |  |
| <b>PASSING</b>         | <b>ATT</b> | <b>CMP</b> | <b>YDS</b>  | <b>SK/YD</b> | <b>TD</b>     | <b>LG</b> | <b>IN</b> | <b>RT.</b>  |  | <b>PASSING</b>       | <b>ATT</b>             | <b>CMP</b> | <b>YDS</b>  | <b>SK/YD</b> | <b>TD</b>     | <b>LG</b>  | <b>IN</b> | <b>RT.</b>  |  |  |  |
| J. Garoppolo           | 33         | 20         | 292         | 0/0          | 2             | 44        | 2         | 84.4        |  | S. Mannion           | 34                     | 20         | 169         | 3/20         | 0             | 50         | 0         | 71.8        |  |  |  |
| <b>Total</b>           | <b>33</b>  | <b>20</b>  | <b>292</b>  | <b>0/0</b>   | <b>2</b>      | <b>44</b> | <b>2</b>  | <b>84.4</b> |  | <b>Total</b>         | <b>34</b>              | <b>20</b>  | <b>169</b>  | <b>3/20</b>  | <b>0</b>      | <b>50</b>  | <b>0</b>  | <b>71.8</b> |  |  |  |
| <b>RECEIVING</b>       | <b>NO</b>  | <b>YDS</b> | <b>AVG</b>  | <b>LG</b>    | <b>TD</b>     |           |           |             |  | <b>RECEIVING</b>     | <b>NO</b>              | <b>YDS</b> | <b>AVG</b>  | <b>LG</b>    | <b>TD</b>     |            |           |             |  |  |  |
| G. Kittle              | 4          | 100        | 25.0        | 44           | 0             |           |           |             |  | M. Brown             | 4                      | 7          | 1.8         | 5            | 0             |            |           |             |  |  |  |
| K. Juszczyk            | 4          | 19         | 4.8         | 14           | 0             |           |           |             |  | M. Thomas            | 3                      | 75         | 25.0        | 50           | 0             |            |           |             |  |  |  |
| T. Taylor              | 2          | 29         | 14.5        | 15           | 0             |           |           |             |  | G. Everett           | 3                      | 16         | 5.3         | 6            | 0             |            |           |             |  |  |  |
| K. Bourne              | 2          | 28         | 14.0        | 16           | 0             |           |           |             |  | T. Austin            | 3                      | 14         | 4.7         | 9            | 0             |            |           |             |  |  |  |
| M. Goodwin             | 2          | 28         | 14.0        | 20           | 1             |           |           |             |  | P. Cooper            | 2                      | 30         | 15.0        | 26           | 0             |            |           |             |  |  |  |
| C. Hyde                | 2          | 10         | 5.0         | 7            | 0             |           |           |             |  | J. Reynolds          | 2                      | 16         | 8.0         | 11           | 0             |            |           |             |  |  |  |
| M. Brieda              | 1          | 32         | 32.0        | 32           | 0             |           |           |             |  | D. Carrier           | 2                      | 10         | 5.0         | 7            | 0             |            |           |             |  |  |  |
| G. Celek               | 1          | 28         | 28.0        | 28           | 0             |           |           |             |  | L. Dunbar            | 1                      | 1          | 1.0         | 1            | 0             |            |           |             |  |  |  |
| A. Robinson            | 1          | 12         | 12.0        | 12t          | 1             |           |           |             |  | <b>Total</b>         | <b>20</b>              | <b>169</b> | <b>8.5</b>  | <b>50</b>    | <b>0</b>      |            |           |             |  |  |  |
| L. Murphy              | 1          | 6          | 6.0         | 6            | 1             |           |           |             |  | <b>INTERCEPTIONS</b> | <b>NO</b>              | <b>YDS</b> | <b>AVG</b>  | <b>LG</b>    | <b>TD</b>     |            |           |             |  |  |  |
| <b>Total</b>           | <b>20</b>  | <b>292</b> | <b>14.6</b> | <b>44</b>    | <b>2</b>      |           |           |             |  | K. Peterson          | 2                      | 42         | 21.0        | 38           | 0             |            |           |             |  |  |  |
| <b>INTERCEPTIONS</b>   | <b>NO</b>  | <b>YDS</b> | <b>AVG</b>  | <b>LG</b>    | <b>TD</b>     |           |           |             |  | <b>Total</b>         | <b>2</b>               | <b>42</b>  | <b>21.0</b> | <b>38</b>    | <b>0</b>      |            |           |             |  |  |  |
| N/A                    | 0          | 0          | 0.0         | 0            | 0             |           |           |             |  | <b>PUNTING</b>       | <b>NO</b>              | <b>YDS</b> | <b>AVG</b>  | <b>NET</b>   | <b>TB/120</b> | <b>LG</b>  |           |             |  |  |  |
| <b>Total</b>           | <b>0</b>   | <b>0</b>   | <b>0.0</b>  | <b>0</b>     | <b>0</b>      |           |           |             |  | J. Hekker            | 7                      | 341        | 48.7        | 44.1         | 0/2           | 58         |           |             |  |  |  |
| <b>PUNTING</b>         | <b>NO</b>  | <b>YDS</b> | <b>AVG</b>  | <b>NET</b>   | <b>TB/120</b> | <b>LG</b> |           |             |  |                      | <b>Total</b>           | <b>7</b>   | <b>341</b>  | <b>48.7</b>  | <b>44.1</b>   | <b>0/2</b> | <b>58</b> |             |  |  |  |
| B. Pinion              | 2          | 87         | 43.5        | 40.5         | 0/0           | 51        |           |             |  |                      | <b>PUNT RETURNS</b>    | <b>NO</b>  | <b>YDS</b>  | <b>AVG</b>   | <b>FC</b>     | <b>LG</b>  | <b>TD</b> |             |  |  |  |
| <b>Total</b>           | <b>2</b>   | <b>87</b>  | <b>43.5</b> | <b>40.5</b>  | <b>0/0</b>    | <b>51</b> |           |             |  |                      | P. Cooper              | 2          | 6           | 3.0          | 0             | 6          | 0         |             |  |  |  |
| <b>PUNT RETURNS</b>    | <b>NO</b>  | <b>YDS</b> | <b>AVG</b>  | <b>FC</b>    | <b>LG</b>     | <b>TD</b> |           |             |  |                      | <b>Total</b>           | <b>2</b>   | <b>6</b>    | <b>3.0</b>   | <b>0</b>      | <b>6</b>   | <b>0</b>  |             |  |  |  |
| T. Taylor              | 3          | 32         | 10.7        | 1            | 16            | 0         |           |             |  |                      | <b>KICKOFF RETURNS</b> | <b>NO</b>  | <b>YDS</b>  | <b>AVG</b>   | <b>FC</b>     | <b>LG</b>  | <b>TD</b> |             |  |  |  |
| [OUT OF BOUNDS]        | 3          | 0          | 0.0         | 0            | 0             | 0         |           |             |  |                      | D. Carrier             | 1          | 13          | 13.0         | 0             | 13         | 0         |             |  |  |  |
| <b>Total</b>           | <b>3</b>   | <b>32</b>  | <b>10.7</b> | <b>1</b>     | <b>16</b>     | <b>0</b>  |           |             |  |                      | [TOUCHBACK]            | 6          | 0           | 0.0          | 0             | 0          | 0         |             |  |  |  |
| <b>KICKOFF RETURNS</b> | <b>NO</b>  | <b>YDS</b> | <b>AVG</b>  | <b>FC</b>    | <b>LG</b>     | <b>TD</b> |           |             |  |                      | <b>Total</b>           | <b>1</b>   | <b>13</b>   | <b>13.0</b>  | <b>0</b>      | <b>13</b>  | <b>0</b>  |             |  |  |  |
| [TOUCHBACK]            | 3          | 0          | 0.0         | 0            | 0             | 0         |           |             |  |                      |                        |            |             |              |               |            |           |             |  |  |  |
| <b>Total</b>           | <b>0</b>   | <b>0</b>   | <b>0.0</b>  | <b>0</b>     | <b>0</b>      | <b>0</b>  |           |             |  |                      |                        |            |             |              |               |            |           |             |  |  |  |

## DEFENSIVE STATISTICS (BASED ON PRESS BOX STATISTICS)

| PLAYER           | T | S | A | S-YDS | I-YDS | PD | FF | FR | PLAYER       | T         | S         | A         | S-YDS      | I-YDS      | PD       | FF       | FR       |
|------------------|---|---|---|-------|-------|----|----|----|--------------|-----------|-----------|-----------|------------|------------|----------|----------|----------|
| C. Littleton     | 8 | 5 | 3 | 0-0   | 0-0   | 0  | 0  | 0  | S. Ebukam    | 2         | 2         | 1         | 0-0        | 0-0        | 0        | 0        | 0        |
| K. Peterson      | 7 | 3 | 4 | 0-0   | 2-42  | 5  | 0  | 0  | B. Countess  | 2         | 2         | 1         | 0-0        | 0-0        | 0        | 0        | 0        |
| I. Johnson       | 5 | 1 | 4 | 0-0   | 0-0   | 0  | 0  | 0  | T. Hill      | 2         | 2         | 1         | 0-0        | 0-0        | 0        | 0        | 0        |
| B. Hager         | 4 | 4 | 0 | 0-0   | 0-0   | 0  | 1  | 1  | C. Thompson  | 2         | 1         | 0         | 0-0        | 0-0        | 0        | 0        | 0        |
| J. Johnson III   | 4 | 4 | 0 | 0-0   | 0-0   | 0  | 0  | 0  | T. Smart     | 2         | 1         | 0         | 0-0        | 0-0        | 0        | 0        | 0        |
| M. Fox           | 4 | 3 | 1 | 0-0   | 0-0   | 0  | 0  | 0  | C. Lynch     | 2         | 0         | 0         | 0-0        | 0-0        | 0        | 0        | 0        |
| N. Robey-Coleman | 3 | 3 | 0 | 0-0   | 0-0   | 0  | 0  | 0  | T. Walker    | 0         | 0         | 1         | 0-0        | 0-0        | 0        | 0        | 0        |
| C. Davis         | 3 | 2 | 1 | 0-0   | 0-0   | 1  | 0  | 0  | <b>TOTAL</b> | <b>54</b> | <b>37</b> | <b>17</b> | <b>0-0</b> | <b>1-2</b> | <b>6</b> | <b>1</b> | <b>0</b> |





# 11 | TAVON AUSTIN

|                                      |                     |
|--------------------------------------|---------------------|
| Position:                            | Wide Receiver       |
| Ht./Wt.:                             | 5-8/179             |
| Birth Date:                          | 3/15/90             |
| College:                             | West Virginia       |
| Hometown:                            | Baltimore, Md.      |
| Experience:                          | 5th year (5th Rams) |
| Acquired:                            | D1-2013 (8th)       |
| Career GP/GS (Playoffs): 75/50 (0/0) |                     |



**TRANSACTIONS:** Selected No. 8 overall in the 2013 NFL Draft by the St. Louis Rams (4/25/13).

**PRO:** Has played in 75 games with 50 starts for the Rams...collected 194 receptions for 1,689 yards and 12 receiving touchdowns...carried the ball 184 times for 1,238 yards and nine touchdowns...one of five players in Rams history with 400 or more receiving, rushing, kick return and punt return yards in his career...has been awarded NFC Special Teams Player of the Week honors three times...at Washington (12/7/14) for his 143 punt return yards, including a 78-yard punt return touchdown...at Indianapolis (11/10/13) when he notched a 98-yard punt return for a touchdown...his 145 punt return yards were the second-most in a single game in franchise history...became the first player in NFL history with a 95-plus yard punt-return touchdown and two 55-plus yard receiving touchdowns in the same game...vs. Seattle (9/13/15) for his 75-yard punt returned for a score...the Rams executed a trade with the Buffalo Bills in which the team gave up their 16th, 46th, 78th and 222nd picks to get Austin at No. 8...he became the ninth wide receiver drafted by the Rams in the first round and the first taken in the opening round since Torry Holt was selected No. 6 overall in the 1999 NFL Draft.

**2017 SEASON:** Started nine-of-16 games this season...finished the regular season with 13 receptions for 47 yards and 59 carries for 270 yards (4.6 avg.) and one rushing touchdown...**Week 17 vs. San Francisco (12/31):** Started at wide receiver and saw action at running back...hauled in three receptions for 14 yards...rushed for 24 yards on six carries (6.0 avg.)...**Week 16 at Tennessee (12/24):** Saw action at wide receiver and at running back...**Week 15 at Seattle (12/17):** Saw action at wide receiver and at running back...collected 44 yards on a career-high 10 carries (4.4 avg.)...**Week 14 vs. Philadelphia (12/10):** Started at wide receiver...had one carry for six yards...**Week 13 at Arizona (12/3):** Started at wide receiver...rushed for eight yards on three carries...**Week 12 vs. New Orleans (11/26):** Started at wide receiver...rushed for 17 yards on five carries...hauled in three receptions...**Week 11 at Minnesota (11/19):** Saw action at wide receiver...**Week 10 vs. Houston (11/5):** Started at wide receiver...rushed for two yards on five carries with a long of seven yards...**Week 9 at New York Giants (11/5):** Saw action at wide receiver and running back...rushed for 34 yards on six carries (5.7 avg.)...**Week 7 vs. Arizona (10/22):** Started at wide receiver...hauled in two receptions for 15 yards and rushed for 27 yards on three carries...**Week 6 at Jacksonville (10/16):** Saw action at wide receiver...**Week 5 vs. Seattle (10/8):** Started at wide receiver...caught three passes for 14 yards...rushed for 27 yards on six carries, including a 27-yard touchdown...**Week 4 at Dallas (10/1):** Saw action at wide receiver, running back and punt returner...rushed for 48 yards on six carries (8.0 avg.)...returned three punts for 20 yards...**Week 3 at San Francisco (9/21):** Started at wide receiver...ran for 14 yards on three carries...**Week 2 vs. Washington (9/17):** Started at wide receiver...rushed two times for three yards and had three punt returns for 18 yards...**Week 1 vs. Indianapolis (9/10):** Caught one pass for seven yards and rushed two times for 11 yards...returned three punts for 15 yards and one kickoff for 13 yards.

**2016 SEASON:** Played in and started a career-high 15 games, finished the season second on the team with 58 receptions for 509 yards, both career highs...also added a career-high 44 punt returns...**at Tampa Bay (9/25):** Accumulated 116 all-purpose yards...led the team with five receptions for 82 yards, including a 43-yard touchdown reception...**at Arizona (10/2):** Caught two passes for 14 yards...had a season-high 47-yard punt return in the fourth quarter, which helped set up the Rams game-winning touchdown...**vs. Buffalo (10/9):** Led the Rams with a career-high seven receptions totalling 59 yards, including a 31-yard reception from QB Case Keenum in the second quarter...moved into the top-40 in Rams history in rushing yards after compiling 26 yards on three carries...**vs. New York Giants (10/23):** Recorded 57 receiving yards on a team-leading and career-high 10 receptions, including a 10-yard touchdown reception on the team's opening drive...also rushed one time for 10 yards...had three punt returns for 28 yards...**at New Orleans (11/27):** Caught four passes for 49 yards and one touchdown...rushed one time for 10 yards and returned one punt for eight yards...was the recipient of rookie QB Jared Goff's first career touchdown pass...**vs. Atlanta (12/11):** Hauled in seven receptions for 62 yards...rushed twice for 27 yards, including a 23-yard rush, his longest of the season...added a career-high seven punt returns for 74 yards...had three punt returns of 20-plus yards...**vs. San Francisco (12/24):** Had a season-long 30-yard rushing touchdown...added two receptions for 14 yards and five punt returns for 12 yards.

Austin earned NFC Special Teams Player of the Week honors vs. Seattle (9/13/15)

**2015 SEASON:** Started at wide receiver in 15 games...finished the season leading the team in receptions (52)...accumulated 907 total yards from scrimmage (receiving yards - 473 and rushing yards - 434) setting new career-high...also had 268 punt return yards...notched a career-high 10 touchdowns on the season (5 receiving, 4 rushing, 1 punt return)...**at Cincinnati (11/29):** Started at wide receiver...led the team in rushing yards with four rushes for 63 yards and one touchdown...also had six catches for 33 yards...tallied a 60-yard rush which was his second longest rush of his career...in total, posted 10 offensive touches for 96 yards...**vs. San Francisco (11/1):** Started at wide receiver...tallied a 2-yard touchdown rush and added 66-yard touchdown reception...led the team in receptions (4) and receiving yards (98)...**at Arizona (10/4):** Started at wide receiver...led the team in receptions (six) and receiving yards (98)...hauled in two receiving touchdowns from QB Nick Foles, marked the third game of his career that he had two receiving touchdowns...also added two rushes for 20 yards...**vs. Seattle (9/13):** Rushed 11 yards into the endzone...also notched a 75-yard punt return...became the fifth player in the past 20 years to score a touchdown on a punt return and a rush in

the same game...he is the first player in NFL history with a 75-plus yard punt-return touchdown in each of his first three seasons.

Austin earned NFC Special Teams  
Player of the Week honors at  
Washington (12/7/14)



**2014 SEASON:** Caught 31 passes for 242 yards, carried the ball 36 times for 224 yards and two touchdowns, also returned 35 punts for 391 yards and one touchdown for a net total of 877 yards and three total touchdowns in 2014...**at San Diego (11/23):** Started at wide receiver...also saw action at running back and punt returner...ran the ball three times for 27 yards and one touchdown...notched three receptions for 11 yards...returned two punts for 44 yards...**at Washington**

**(12/7):** Started at wide receiver, also saw action at punt returner...finished the day with 203 combined net yards (receiving yards-14, rushing yards-46, return yards-143) including a 78-yard punt return for a touchdown...marked the second punt returned for a touchdown of his career...earned NFC Special Teams Player of the Week honors...**vs. New York Giants (12/21):** Saw action at wide receiver and punt returner...hauled in one pass for 15 yards...finished the day with 25 yards on three carries...returned three punts for 61 yards including a long of 41 yards...

**2013 SEASON:** Finished the season with 40 catches in 13 games and six total touchdowns (four receiving, one rushing and one via punt return)...became the first player in NFL history with a 95-yard punt return for touchdown, 80-yard touchdown reception and 65-yard rushing score in the same season...his 98-yard punt return at Indianapolis is tied for the third longest punt return of all-time in the NFL...marks the second longest punt return in franchise history, behind Robert Bailey's 103-yard

Austin earned NFC Special Teams  
Player of the Week honors  
at Indianapolis (11/10/13)



return at New Orleans (10/23/94)...named NFC Special Teams Player of the month for November...**at Atlanta (9/15):** Earned his first NFL start...registered his first NFL touchdown on a 6-yard pass from QB Sam Bradford, and added a second touchdown reception on a 10-yard grab...finished the game with six receptions for

**Indianapolis (11/10):** Notched a 98-yard punt return for a touchdown...his 145 punt return yards were the second-most in a single game in franchise history...recorded a second score on a 57-yard reception from QB Kellen Clemens...tallied his third score of the day on a career-long 81-yard touchdown reception from Clemens...finished the game with 314 all-purpose yards (145 punt return, 138 receiving, 27 kickoff return and four yards rushing), the second-best single-game performance in team history...first player in NFL history with a 95-plus yard punt-return touchdown and two 55-plus yard receiving touchdowns in the same game...joined Pro Football Hall of Famer Gale Sayers (December 12, 1965) and Randy Moss (November 26, 1998) as the only players age 22 or younger with three 50-plus yard touchdowns in the same game...finished the game with 142 scrimmage yards (138 receiving, four rushing) and 145 punt-return yards, joined by Steve Smith as the only players in NFL history with at least 140 scrimmage yards and 140 punt-return yards in the same game...earned NFC Special Teams Player of the Week and NFL Rookie of the Week honors...**vs. Chicago (11/24):** Rushed 65 yards for a touchdown, the first rushing touchdown of his career...marks the Rams' longest rush since Marshall Faulk had a 70-yard rush (12/23/01)...the third player since 1940 with four 50-plus yard touchdowns in consecutive games, the other two are Jim Brown (Cle) and Gale Sayers (Chi)...marked his fourth consecutive touchdown of 57 yards or more.

Austin is the Rams' first  
wide receiver chosen in  
the first round since Torry  
Holt was drafted No. 6 in  
the 1999 NFL Draft.



**COLLEGE:** As a senior, named Big 12 Conference co-Special Teams Player of the Year...was the recipient of the Paul Hornung Award, given to the most versatile player in the nation...named a semi-finalist for the Biletnikoff Award (nation's top receiver)...received All-American first-team honors from The NFL Draft Report, American Football Coaches Association and CBS Sports as an all-purpose back, adding second-team honors from CBS Sports and the Walter Camp Foundation as a receiver...added All-Big 12 Conference first-team recognition as a kick returner and all-purpose back from the league's coaches and ESPN, while garnering second-team accolades as a receiver from the Associated Press...became the first Mountaineer to score a touchdown four different ways in one season (catch, rush, kick and punt return)...joined fellow wide-out Stedman Bailey in setting the school season-record with 114 receptions, ranking third nationally with an average of 8.77 grabs per game...led the nation with an average of 223.85 all-purpose yards per game, setting school and Big 12 season-records with a total of 2,910 yards, surpassing the old WVU mark of 2,574 yards by Austin in 2011 and the league record of 2,833 yards by Jeremy Maclin of Missouri in 2008...the only players in NCAA FBS history to gain more all-purpose yards in a season were Barry Sanders of Oklahoma State (3,250 in 1998), Ryan Benjamin of Pacific (2,995 in 1991) and Chris Johnson of East Carolina (2,960 in 2007)...gained at least 100 yards receiving in six contests and generated at least 200 all-purpose yards in seven games...as a junior, earned All-American first-team honors as a return specialist from The NFL Draft Report, CBS Sports and Phil Steele, and added third-team accolades from the Associated Press...All-Big East Conference first-team choice received league Special Teams Player of the Year and West Virginia Offensive Player of the Year recognition, in addition to being selected to the All-Bowl squads named by Yahoo! Sports, CBS Sports and College Football News...returned to slot receiver, starting 11 games, as he set a then-school season-record with 101 receptions for 1,186 yards (11.74 ypc) and eight touchdowns, topping the previous WVU mark of 77 grabs by David Saunders (1998)...his 268 yards gained on 19 punt returns (led the Big East and placed sixth in the FBS with a 14.11-yard average) was the 10th-highest total by a Mountaineer in a season...led the nation with an average of 198.00 all-purpose yards per game, as he touched the ball 172 times for a then school record 2,574 yards, joining Steve Slaton (2,104 in 2006) as the only Mountaineers to register 2,000 all-purpose yards in a season...as a sophomore, earned an All-Big East Conference first-team choice by the league's coaches...started 11 of the 13 games he appeared in at the "H" receiver position, ranking second on the team with 58 receptions for 787 yards (13.57 ypc) and eight touchdowns...rushed 16 times for 161 yards, returned 12 kickoffs for 230 yards (19.17 avg) and was third on the team with 1,178 all-purpose yards...earned the Freshman All-Big East Conference selection started at slot receiver vs. East Carolina, Auburn, Louisville and Pittsburgh while appearing in all 13 games.

**PERSONAL:** Multidisciplinary studies major at West Virginia and member of the Garrett Ford Academic Honor Roll...son of Cathy Green and the oldest of four children...attended Dunbar (Baltimore, Md.) High School...started at running back, but was often used in the slot and handled return duties...the two-time consensus Maryland Player of the Year and All-State choice closed his career as the state record-holder with 790 points scored, 123 total touchdowns, 9,258 all-purpose yards and 7,962 yards rushing...three-time Baltimore Sun Player of the Year and Digital Sports' All-Metro Offensive Player of the Year...participated in numerous community events, including Taste of the NFL, Hayes for the Holidays and the All-Community Ticket program - Tay-Awesome.



# TAVON AUSTIN NFL STATISTICS

## REGULAR SEASON

| Year          | Team | Receiving    |            |              |            |            |           | Rushing    |              |            |            |          |
|---------------|------|--------------|------------|--------------|------------|------------|-----------|------------|--------------|------------|------------|----------|
|               |      | G/S          | No         | Yds          | Avg        | Lg         | TD        | Att        | Yds          | Avg        | Lg         | TD       |
| 2013          | RAMS | 13/3         | 40         | 418          | 10.5       | 81t        | 4         | 9          | 151          | 16.8       | 65t        | 1        |
| 2014          | RAMS | 15/8         | 31         | 242          | 7.8        | 28         | 0         | 36         | 224          | 6.2        | 19         | 2        |
| 2015          | RAMS | 16/14        | 52         | 473          | 9.1        | 66t        | 5         | 52         | 434          | 8.3        | 60         | 4        |
| 2016          | RAMS | 15/15        | 58         | 509          | 8.8        | 43t        | 3         | 28         | 159          | 6.0        | 30t        | 1        |
| 2017          | RAMS | 16/9         | 13         | 47           | 3.6        | 13         | 0         | 59         | 270          | 4.6        | 27t        | 1        |
| <b>TOTALS</b> |      | <b>75/50</b> | <b>194</b> | <b>1,689</b> | <b>8.7</b> | <b>81t</b> | <b>12</b> | <b>184</b> | <b>1,238</b> | <b>6.7</b> | <b>65t</b> | <b>9</b> |

| Year          | Team | Punt Returns |              |            |            |          | Kickoff Returns |            |             |           |          |
|---------------|------|--------------|--------------|------------|------------|----------|-----------------|------------|-------------|-----------|----------|
|               |      | No           | Yds          | Avg        | Lg         | TD       | Att             | Yds        | Avg         | Lg        | TD       |
| 2013          | RAMS | 33           | 280          | 8.5        | 98t        | 1        | 18              | 398        | 22.1        | 32        | 0        |
| 2014          | RAMS | 35           | 391          | 11.2       | 78t        | 1        | 2               | 19         | 9.5         | 11        | 0        |
| 2015          | RAMS | 34           | 268          | 7.9        | 75t        | 1        | 3               | 16         | 5.3         | 7         | 0        |
| 2016          | RAMS | 44           | 364          | 8.3        | 47         | 0        | 1               | 5          | 5.0         | 5         | 0        |
| 2017          | RAMS | 12           | 53           | 4.4        | 12         | 0        | 1               | 13         | 13.0        | 13        | 0        |
| <b>TOTALS</b> |      | <b>158</b>   | <b>1,356</b> | <b>8.6</b> | <b>98t</b> | <b>3</b> | <b>25</b>       | <b>451</b> | <b>18.0</b> | <b>32</b> | <b>0</b> |

### SINGLE GAME HIGHS

Receptions – 10, vs. New York Giants (10/23/16)  
 Yards – 138, at Indianapolis (11/10/13)  
 Carries – 10, at Seattle (12/17/17)  
 Rushing yards – 65, vs. Chicago (11/24/13)  
 Longest reception– 81, at Indianapolis (11/10/13)  
 Touchdowns – 3, at Indianapolis, (11/10/13)

# TAVON AUSTIN GAME-BY-GAME STATISTICS

## 2017 LOS ANGELES RAMS

| Game          | W/L | G/S         | Receiving   |           |           |            |           |          | Rushing   |            |            |            | Returns  |           |          |           |           |          |          |           |             |           |          |
|---------------|-----|-------------|-------------|-----------|-----------|------------|-----------|----------|-----------|------------|------------|------------|----------|-----------|----------|-----------|-----------|----------|----------|-----------|-------------|-----------|----------|
|               |     |             | No          | Yds       | Avg       | Lg         | TD        | Att      | Yds       | Avg        | Lg         | TD         | PR       | FC        | YDS      | LG        | TD        | KR       | YDS      | AVG       | LG          | TD        |          |
| IND 9/10      | W   | 1/0         | 1           | 7         | 7.0       | 7          | 0         | 2        | 11        | 5.5        | 9          | 0          | 3        | 0         | 15       | 8         | 0         | 1        | 13       | 13.0      | 13          | 0         |          |
| WAS 9/17      | L   | 1/1         | 0           | 0         | 0.0       | 0          | 0         | 2        | 3         | 1.5        | 3          | 0          | 3        | 0         | 18       | 12        | 0         | 0        | 0        | 0.0       | 0           | 0         |          |
| @SF 9/21      | W   | 1/1         | 0           | 0         | 0.0       | 0          | 0         | 3        | 14        | 4.7        | 8          | 0          | 1        | 1         | 0        | 0         | 0         | 0        | 0.0      | 0         | 0           | 0         |          |
| @DAL 10/1     | W   | 1/0         | 1           | -2        | -2.0      | -2         | 0         | 6        | 48        | 8.0        | 14         | 0          | 3        | 0         | 20       | 7         | 0         | 0        | 0        | 0.0       | 0           | 0         |          |
| SEA 10/8      | L   | 1/1         | 3           | 14        | 4.7       | 9          | 0         | 6        | 27        | 4.5        | 27t        | 1          | 2        | 0         | 0        | 0         | 0         | 0        | 0.0      | 0         | 0           | 0         |          |
| @JAC 10/15    | W   | 1/0         | 0           | 0         | 0.0       | 0          | 0         | 2        | 0         | 0.0        | 6          | 0          | 0        | 0         | 0        | 0         | 0         | 0        | 0.0      | 0         | 0           | 0         |          |
| ARI 10/22     | W   | 1/1         | 2           | 15        | 7.5       | 13         | 0         | 3        | 27        | 9.0        | 17         | 0          | 0        | 0         | 0        | 0         | 0         | 0        | 0.0      | 0         | 0           | 0         |          |
| @NYG 11/5     | W   | 1/0         | 0           | 9         | 0.0       | 9          | 0         | 6        | 34        | 5.7        | 21         | 0          | 0        | 0         | 0        | 0         | 0         | 0        | 0.0      | 0         | 0           | 0         |          |
| HOU 11/12     | W   | 1/1         | 0           | 0         | 0.0       | 0          | 0         | 5        | 2         | 0.4        | 7          | 0          | 0        | 0         | 0        | 0         | 0         | 0        | 0.0      | 0         | 0           | 0         |          |
| @MIN 11/19    | L   | 1/0         | 0           | 0         | 0.0       | 0          | 0         | 0        | 0         | 0.0        | 0          | 0          | 0        | 0         | 0        | 0         | 0         | 0        | 0.0      | 0         | 0           | 0         |          |
| NO 11/26      | W   | 1/1         | 3           | -1        | -0.3      | 4          | 0         | 5        | 17        | 3.4        | 10         | 0          | 0        | 0         | 0        | 0         | 0         | 0        | 0.0      | 0         | 0           | 0         |          |
| @ARI 12/2     | W   | 1/1         | 0           | 0         | 0.0       | 0          | 0         | 3        | 8         | 2.7        | 4          | 0          | 0        | 0         | 0        | 0         | 0         | 0        | 0.0      | 0         | 0           | 0         |          |
| PHI 12/10     | L   | 1/1         | 0           | 0         | 0.0       | 0          | 0         | 1        | 6         | 6.0        | 0          | 0          | 0        | 0         | 0        | 0         | 0         | 0        | 0.0      | 0         | 0           | 0         |          |
| @SEA 12/17    | W   | 1/0         | 0           | 0         | 0.0       | 0          | 0         | 10       | 44        | 4.4        | 18         | 0          | 0        | 0         | 0        | 0         | 0         | 0        | 0.0      | 0         | 0           | 0         |          |
| @TEN 12/24    | W   | 1/0         | 0           | 0         | 0.0       | 0          | 0         | 0        | 0         | 0.0        | 0          | 0          | 0        | 0         | 0        | 0         | 0         | 0        | 0.0      | 0         | 0           | 0         |          |
| SF 12/3       | L   | 1/1         | 3           | 14        | 4.7       | 9          | 0         | 4        | 24        | 6.0        | 8          | 0          | 0        | 0         | 0        | 0         | 0         | 0        | 0.0      | 0         | 0           | 0         |          |
| <b>TOTALS</b> |     | <b>11-5</b> | <b>16/9</b> | <b>13</b> | <b>47</b> | <b>3.6</b> | <b>13</b> | <b>0</b> | <b>59</b> | <b>270</b> | <b>4.6</b> | <b>27t</b> | <b>1</b> | <b>12</b> | <b>1</b> | <b>53</b> | <b>12</b> | <b>0</b> | <b>1</b> | <b>13</b> | <b>13.0</b> | <b>13</b> | <b>0</b> |

## 2016 LOS ANGELES RAMS

| Game          | W/L | G/S         | Receiving    |           |            |            |            |          | Rushing   |            |            |            | Returns  |           |           |            |           |          |          |          |            |          |          |
|---------------|-----|-------------|--------------|-----------|------------|------------|------------|----------|-----------|------------|------------|------------|----------|-----------|-----------|------------|-----------|----------|----------|----------|------------|----------|----------|
|               |     |             | No           | Yds       | Avg        | Lg         | TD         | Att      | Yds       | Avg        | Lg         | TD         | PR       | FC        | YDS       | LG         | TD        | KR       | YDS      | AVG      | LG         | TD       |          |
| @SF 9/12      | L   | 1/1         | 4            | 13        | 3.3        | 5          | 0          | 1        | 2         | 2.0        | 2          | 0          | 4        | 3         | 38        | 28         | 0         | 0        | 0        | 0        | 0          | 0        | 0        |
| SEA 9/18      | W   | 1/1         | 5            | 50        | 10.0       | 27         | 0          | 2        | 6         | 3.0        | 0          | 0          | 3        | 1         | 15        | 15         | 0         | 0        | 0        | 0        | 0          | 0        | 0        |
| @TB 9/25      | W   | 1/1         | 5            | 82        | 16.4       | 43t        | 1          | 2        | 22        | 11.0       | 14         | 0          | 2        | 2         | 12        | 8          | 0         | 1        | 5        | 5.0      | 5          | 0        | 0        |
| @ARI 10/2     | W   | 1/1         | 2            | 14        | 7.0        | 8          | 0          | 1        | -6        | -6.0       | -6         | 0          | 1        | 1         | 47        | 47         | 0         | 0        | 0        | 0        | 0          | 0        | 0        |
| BUF 10/9      | L   | 1/1         | 7            | 59        | 8.4        | 31         | 0          | 3        | 26        | 8.7        | 9          | 0          | 2        | 0         | 2         | 5          | 0         | 0        | 0        | 0        | 0          | 0        | 0        |
| @DET 10/16    | L   | 1/1         | 3            | 24        | 8.0        | 15         | 0          | 3        | 2         | 0.7        | 8          | 0          | 1        | 1         | 2         | 2          | 0         | 0        | 0        | 0        | 0          | 0        | 0        |
| NYG 10/23     | L   | 1/1         | 10           | 57        | 5.7        | 10t        | 1          | 1        | 10        | 10.0       | 10         | 0          | 3        | 1         | 28        | 19         | 0         | 0        | 0        | 0        | 0          | 0        | 0        |
| CAR 11/6      | L   | 1/1         | 1            | 17        | 17.0       | 17         | 0          | 1        | 1         | 1.0        | 1          | 0          | 4        | 1         | 40        | 19         | 0         | 0        | 0        | 0        | 0          | 0        | 0        |
| @NYJ 11/13    | W   | 1/1         | 2            | 19        | 9.5        | 20         | 0          | 2        | 10        | 5.0        | 6          | 0          | 4        | 1         | 38        | 15         | 0         | 0        | 0        | 0        | 0          | 0        | 0        |
| MIA 11/20     | L   | 1/1         | 1            | 21        | 21.0       | 21         | 0          | 2        | 8         | 4.0        | 7          | 0          | 4        | 2         | 30        | 12         | 0         | 0        | 0        | 0        | 0          | 0        | 0        |
| @NO 11/27     | L   | 1/1         | 4            | 45        | 11.3       | 24t        | 1          | 1        | 10        | 10.0       | 10         | 0          | 1        | 1         | 8         | 8          | 0         | 0        | 0        | 0        | 0          | 0        | 0        |
| @NE 12/4      | L   | 0/0         |              |           |            |            |            |          |           | Inactive   |            |            |          |           |           |            |           |          |          |          |            |          |          |
| ATL 12/11     | L   | 1/1         | 7            | 62        | 8.9        | 17         | 0          | 2        | 27        | 13.5       | 23         | 0          | 7        | 0         | 74        | 27         | 0         | 0        | 0        | 0        | 0          | 0        | 0        |
| @SEA 12/15    | L   | 1/1         | 3            | 14        | 4.7        | 8          | 0          | 2        | 13        | 6.5        | 8          | 0          | 0        | 1         | 0         | 0          | 0         | 0        | 0        | 0        | 0          | 0        | 0        |
| SF 12/24      | L   | 1/1         | 2            | 14        | 7.0        | 15         | 0          | 3        | 26        | 8.7        | 30t        | 1          | 5        | 1         | 12        | 9          | 0         | 0        | 0        | 0        | 0          | 0        | 0        |
| ARI 1/1/17    | L   | 1/1         | 2            | 18        | 9.0        | 10         | 0          | 2        | 2         | 1.0        | 3          | 0          | 3        | 0         | 18        | 18         | 0         | 0        | 0        | 0        | 0          | 0        | 0        |
| <b>TOTALS</b> |     | <b>4-12</b> | <b>15/15</b> | <b>58</b> | <b>509</b> | <b>8.8</b> | <b>43t</b> | <b>3</b> | <b>28</b> | <b>159</b> | <b>5.7</b> | <b>30t</b> | <b>1</b> | <b>44</b> | <b>16</b> | <b>364</b> | <b>47</b> | <b>0</b> | <b>1</b> | <b>5</b> | <b>5.0</b> | <b>5</b> | <b>0</b> |

# TAVON AUSTIN GAME-BY-GAME STATISTICS CONTINUED

## 2015 ST. LOUIS RAMS

| Game       | W/L | G/S   | Receiving |     |      |     |    | Rushing |     |      |     |    |    |    | Returns |     |    | YDS | AVG | LG  | TD |    |
|------------|-----|-------|-----------|-----|------|-----|----|---------|-----|------|-----|----|----|----|---------|-----|----|-----|-----|-----|----|----|
|            |     |       | No        | Yds | Avg  | Lg  | TD | Att     | Yds | Avg  | Lg  | TD | PR | FC | YDS     | LG  | TD |     |     |     |    | KR |
| SEA 9/13   | W   | 1/1   | 2         | -2  | -1.0 | 7   | 0  | 4       | 17  | 4.3  | 16t | 1  | 2  | 1  | 85      | 75t | 1  | 0   | 0   | 0.0 | 0  | 0  |
| @WAS 9/20  | L   | 1/1   | 1         | 6   | 6.0  | 6   | 0  | 4       | 40  | 10.0 | 16  | 0  | 0  | 0  | 0       | 0   | 0  | 0   | 0.0 | 0   | 0  |    |
| PIT 9/27   | L   | 1/1   | 5         | 38  | 7.6  | 12  | 0  | 0       | 0   | 0.0  | 0   | 0  | 3  | 1  | 32      | 20  | 0  | 0   | 0.0 | 0   | 0  |    |
| @ARI 10/4  | W   | 1/1   | 6         | 96  | 16.0 | 47  | 2  | 2       | 20  | 10.0 | 12  | 0  | 0  | 0  | 0       | 0   | 0  | 0   | 0.0 | 0   | 0  |    |
| @GB 10/11  | L   | 1/1   | 2         | 6   | 3.0  | 5   | 1  | 3       | 22  | 7.3  | 15  | 0  | 2  | 0  | 4       | 6   | 0  | 0   | 0.0 | 0   | 0  |    |
| CLE 10/25  | W   | 1/1   | 4         | 43  | 10.8 | 20  | 0  | 1       | 21  | 21.0 | 21  | 0  | 2  | 2  | 15      | 11  | 0  | 0   | 0.0 | 0   | 0  |    |
| SF 11/1    | W   | 1/1   | 4         | 98  | 24.5 | 66t | 1  | 3       | 21  | 7.0  | 13  | 1  | 3  | 1  | -0.3    | 2   | 0  | 1   | 6   | 6.0 | 6  | 0  |
| @MIN 11/8  | L   | 1/1   | 4         | 15  | 3.8  | 10  | 0  | 8       | 66  | 8.3  | 22  | 0  | 4  | 0  | 27      | 12  | 0  | 0   | 0.0 | 0   | 0  |    |
| CHI 11/15  | L   | 1/1   | 2         | 5   | 2.5  | 4   | 0  | 3       | 18  | 6.0  | 12  | 0  | 3  | 1  | 16      | 10  | 0  | 0   | 0.0 | 0   | 0  |    |
| @BAL 11/22 | L   | 1/1   | 1         | 5   | 5.0  | 5   | 0  | 1       | 16  | 16.0 | 16  | 0  | 4  | 2  | 2       | 3   | 0  | 0   | 0.0 | 0   | 0  |    |
| @CIN 11/29 | L   | 1/1   | 6         | 33  | 5.5  | 0   | 0  | 4       | 63  | 15.8 | 60  | 1  | 2  | 1  | 9       | 9   | 0  | 0   | 0.0 | 0   | 0  |    |
| ARI 12/6   | L   | 1/1   | 1         | 24  | 24.0 | 24  | 0  | 2       | 14  | 7.0  | 12  | 0  | 2  | 1  | 38      | 29  | 0  | 1   | 3   | 3.0 | 3  | 0  |
| DET 12/13  | W   | 1/1   | 3         | 19  | 6.3  | 14  | 0  | 4       | 40  | 10.0 | 20  | 0  | 3  | 1  | 11      | 0   | 0  | 0   | 0.0 | 0   | 0  |    |
| TB 12/17   | W   | 1/1   | 3         | 41  | 13.7 | 17t | 1  | 4       | 32  | 8.0  | 21t | 1  | 0  | 0  | 0       | 0   | 0  | 0   | 0.0 | 0   | 0  |    |
| @SEA 12/27 | W   | 1/0   | 3         | 16  | 5.3  | 16  | 0  | 3       | 12  | 4.0  | 8   | 0  | 2  | 1  | 24      | 21  | 0  | 0   | 0.0 | 0   | 0  |    |
| @SF 1/3/16 | L   | 1/0   | 5         | 30  | 6.0  | 10  | 0  | 6       | 32  | 5.3  | 13  | 0  | 2  | 1  | 6       | 6   | 0  | 0   | 0.0 | 0   | 0  |    |
| TOTAL      | 7-9 | 16/14 | 52        | 473 | 9.1  | 66t | 5  | 52      | 434 | 8.3  | 60  | 4  | 34 | 15 | 268     | 75t | 1  | 2   | 9   | 4.5 | 6  | 0  |

## 2014 ST. LOUIS RAMS

| Game       | W/L  | G/S  | Receiving |     |      |    |    | Rushing |     |      |          |    |    |    | Returns |     |    | YDS | AVG | LG   | TD |    |
|------------|------|------|-----------|-----|------|----|----|---------|-----|------|----------|----|----|----|---------|-----|----|-----|-----|------|----|----|
|            |      |      | No        | Yds | Avg  | Lg | TD | Att     | Yds | Avg  | Lg       | TD | PR | FC | YDS     | LG  | TD |     |     |      |    | KR |
| MIN 9/7    | L    | 1/0  | 3         | 34  | 11.3 | 28 | 0  | 3       | 5   | 1.7  | 5        | 0  | 5  | 0  | 24      | 19  | 0  | 0   | 0   | 0.0  | 0  | 0  |
| @TB 9/14   | W    | 1/0  | 0         | 0   | 0.0  | 0  | 0  | 2       | 21  | 10.5 | 18       | 0  | 1  | 0  | -1      | -1  | 0  | 0   | 0   | 0.0  | 0  | 0  |
| DAL 9/21   | L    |      |           |     |      |    |    |         |     |      | Inactive |    |    |    |         |     |    |     |     |      |    |    |
| PHI 10/5   | L    | 1/0  | 2         | 33  | 16.5 | 22 | 0  | 0       | 0   | 0.0  | 0        | 0  | 2  | 0  | 7       | 4   | 0  | 0   | 0   | 0.0  | 0  | 0  |
| SF 10/13   | L    | 1/1  | 4         | 35  | 8.8  | 9  | 0  | 3       | 16  | 5.3  | 8        | 0  | 2  | 3  | 12      | 12  | 0  | 0   | 0   | 0.0  | 0  | 0  |
| SEA 10/19  | W    | 1/0  | 2         | 9   | 4.5  | 5  | 0  | 5       | 16  | 3.2  | 8        | 0  | 1  | 2  | -1      | -1  | 0  | 1   | 8   | 8.0  | 8  | 0  |
| @KC 10/26  | L    | 1/0  | 2         | 12  | 6.0  | 9  | 0  | 2       | 7   | 3.5  | 4        | 0  | 2  | 1  | 42      | 38  | 0  | 1   | 11  | 11.0 | 11 | 0  |
| @SF 11/2   | W    | 1/1  | 2         | 11  | 5.5  | 7  | 0  | 2       | 7   | 3.5  | 4        | 0  | 3  | 0  | 26      | 11  | 0  | 0   | 0   | 0.0  | 0  | 0  |
| @ARI 11/9  | L    | 1/1  | 2         | 20  | 10.0 | 17 | 0  | 1       | 10  | 10.0 | 10       | 0  | 2  | 4  | 4       | 3   | 0  | 0   | 0   | 0.0  | 0  | 0  |
| DEN 11/16  | W    | 1/1  | 2         | 10  | 5.0  | 5  | 0  | 2       | 11  | 5.5  | 9        | 0  | 2  | 3  | 13      | 10  | 0  | 0   | 0   | 0.0  | 0  | 0  |
| @SD 11/23  | L    | 1/1  | 3         | 11  | 3.7  | 6  | 0  | 3       | 27  | 9.0  | 15       | 1  | 2  | 1  | 44      | 38  | 0  | 0   | 0   | 0.0  | 0  | 0  |
| OK 11/30   | W    | 1/0  | 2         | 11  | 5.5  | 6  | 0  | 2       | 24  | 12.0 | 18t      | 1  | 4  | 2  | 19      | 10  | 0  | 0   | 0   | 0.0  | 0  | 0  |
| @WAS 12/7  | W    | 1/1  | 2         | 14  | 7.0  | 9  | 0  | 5       | 46  | 9.2  | 18       | 0  | 4  | 0  | 143     | 78t | 1  | 0   | 0   | 0.0  | 0  | 0  |
| ARI 12/11  | L    | 1/1  | 2         | 14  | 7.0  | 10 | 0  | 1       | 8   | 8.0  | 8        | 0  | 2  | 4  | -2      | 2   | 0  | 0   | 0   | 0.0  | 0  | 0  |
| NYG 12/21  | L    | 1/0  | 1         | 15  | 15.0 | 15 | 0  | 3       | 25  | 8.3  | 19       | 0  | 3  | 0  | 61      | 47  | 0  | 0   | 0   | 0.0  | 0  | 0  |
| @SEA 12/28 | L    | 1/1  | 2         | 13  | 6.5  | 7  | 0  | 2       | 1   | 0.5  | 2        | 0  | 0  | 3  | 0       | 0   | 0  | 0   | 0   | 0.0  | 0  | 0  |
| TOTAL      | 6-10 | 15/8 | 31        | 242 | 7.8  | 28 | 0  | 36      | 224 | 6.2  | 19       | 2  | 35 | 23 | 391     | 78t | 1  | 2   | 19  | 9.5  | 11 | 0  |

## 2013 ST. LOUIS RAMS

| Game       | W/L | G/S  | Receiving |     |      |     |    | Rushing |     |      |          |    |    |    | Returns |     |    | YDS | AVG | LG   | TD |    |
|------------|-----|------|-----------|-----|------|-----|----|---------|-----|------|----------|----|----|----|---------|-----|----|-----|-----|------|----|----|
|            |     |      | No        | Yds | Avg  | Lg  | TD | Att     | Yds | Avg  | Lg       | TD | PR | FC | YDS     | LG  | TD |     |     |      |    | KR |
| ARI 9/8    | W   | 1/0  | 6         | 41  | 6.8  | 14  | 0  | 1       | -1  | -1   | -1       | 0  | 1  | 1  | 1       | 1   | 0  | 0   | 0   | 0.0  | 0  | 0  |
| @ATL 9/15  | L   | 1/1  | 6         | 47  | 7.8  | 11  | 2  | 2       | 8   | 4.0  | 7        | 0  | 4  | 1  | 6       | 5   | 0  | 0   | 0   | 0.0  | 0  | 0  |
| @DAL 9/22  | L   | 1/1  | 6         | 30  | 5.0  | 9   | 0  | 1       | 3   | 3.0  | 3        | 0  | 2  | 0  | 16      | 10  | 0  | 0   | 0   | 0.0  | 0  | 0  |
| SF 9/26    | L   | 1/0  | 2         | 6   | 3.0  | 4   | 0  | 0       | 0   | 0.0  | 0        | 0  | 6  | 1  | 19      | 14  | 0  | 0   | 0   | 0.0  | 0  | 0  |
| JAC 10/6   | W   | 1/0  | 3         | 32  | 10.7 | 25  | 0  | 0       | 0   | 0.0  | 0        | 0  | 4  | 0  | 15      | 11  | 0  | 0   | 0   | 0.0  | 0  | 0  |
| @HOU 10/13 | W   | 1/0  | 1         | 3   | 3.0  | 3   | 0  | 0       | 0   | 0.0  | 0        | 0  | 0  | 0  | 0       | 0   | 0  | 0   | 0   | 0.0  | 0  | 0  |
| @CAR 10/20 | L   | 1/0  | 5         | 39  | 7.8  | 24  | 0  | 0       | 0   | 0.0  | 0        | 0  | 3  | 0  | 26      | 20  | 0  | 2   | 47  | 23.5 | 32 | 0  |
| SEA 10/28  | L   | 1/0  | 2         | 9   | 4.5  | 12  | 0  | 0       | 0   | 0.0  | 0        | 0  | 3  | 2  | 7       | 7   | 0  | 3   | 79  | 26.3 | 32 | 0  |
| TEN 11/3   | L   | 1/0  | 0         | 0   | 0.0  | 0   | 0  | 1       | 6   | 6.0  | 6        | 0  | 3  | 1  | 33      | 25  | 0  | 1   | 25  | 25.0 | 25 | 0  |
| @IND 11/10 | W   | 1/0  | 2         | 138 | 69.0 | 81t | 2  | 1       | 4   | 4.0  | 4        | 0  | 4  | 2  | 145     | 98t | 1  | 1   | 27  | 27.0 | 27 | 0  |
| CHI 11/24  | W   | 1/0  | 2         | 39  | 19.5 | 32  | 0  | 1       | 65  | 65.0 | 65t      | 1  | 1  | 1  | 1       | 1.0 | 0  | 1   | 24  | 24.0 | 24 | 0  |
| @SF 12/1   | L   | 1/1  | 4         | 25  | 6.3  | 8   | 0  | 1       | 10  | 10.0 | 10       | 0  | 1  | 1  | 10      | 10  | 0  | 4   | 67  | 16.8 | 20 | 0  |
| @ARI 12/8  | L   | 1/0  | 1         | 9   | 9.0  | 9   | 0  | 1       | 56  | 56.0 | 56       | 0  | 1  | 1  | 1       | 1   | 0  | 4   | 95  | 23.8 | 32 | 0  |
| NO 12/15   | W   |      |           |     |      |     |    |         |     |      | Inactive |    |    |    |         |     |    |     |     |      |    |    |
| TB 12/22   | W   |      |           |     |      |     |    |         |     |      | Inactive |    |    |    |         |     |    |     |     |      |    |    |
| @SEA 12/29 | L   |      |           |     |      |     |    |         |     |      | Inactive |    |    |    |         |     |    |     |     |      |    |    |
| TOTAL      | 7-9 | 13/3 | 40        | 418 | 10.5 | 81t | 4  | 9       | 151 | 16.8 | 65t      | 1  | 33 | 11 | 280     | 98t | 1  | 18  | 398 | 21.1 | 32 | 0  |



# 26 | MARK BARRON

|                    |                     |
|--------------------|---------------------|
| <b>Position:</b>   | Linebacker          |
| <b>Ht./Wt.:</b>    | 6-2/225             |
| <b>Birth Date:</b> | 10/27/89            |
| <b>College:</b>    | Alabama             |
| <b>Hometown:</b>   | Mobile, Ala.        |
| <b>Experience:</b> | 6th year (4th Rams) |
| <b>Acquired:</b>   | T(TB)-'14           |

**Career GP/GS (Playoffs):** 92/81 (0/0)



**TRANSACTIONS:** Acquired by the St. Louis Rams via trade in exchange for undisclosed draft picks (10/29/14)...originally selected by the Tampa Bay Buccaneers in the first round of the 2012 draft (7th overall).

**PRO:** Fifth-year pro...joined the Rams in 2014 and has played in 55 games with 44 starts...posted 638 career tackles (497 solo), including eight sacks...recorded eight career interceptions, 40 pass breakups and forced five fumbles...finished second on the team in tackles (147) in 2016 after leading the Rams in 2015 (135)...started all 37 games he played in with the Bucs, totaled 225 tackles, 19 passes defensed, three interceptions, one forced fumble, two fumble recoveries and two sacks during his career in Tampa Bay...started in his NFL debut against Carolina (9/9/12).

**2017 SEASON:** Started in all 14 games that he appeared in...finished the regular season ranked second on the team in tackles with 108...posted 100-plus tackles for the third straight season...recorded a career-high three interceptions...**Week 17 vs. San Francisco (12/31):** Declared inactive...**Week 16 at Tennessee (12/24):** Declared inactive...**Week 15 at Seattle (12/17):** Started at inside linebacker...exited in the first quarter with an injury and did not return...**Week 14 vs. Philadelphia (12/10):** Started at inside linebacker...recorded nine tackles (six solo), including two for loss...added one quarterback hit...**Week 13 at Arizona (12/3):** Started at inside linebacker...collected six tackles (four solo)...**Week 12 vs. New Orleans (11/26):** Started at inside linebacker...made six tackles (four solo)...recorded two passes defensed...**Week 11 at Minnesota (11/19):** Started at inside linebacker...registered six tackles (four solo), including one for loss...**Week 10 vs. Houston (11/12):** Started at inside linebacker...tallied seven tackles (five solo)... nabbed his third interception of the season, establishing a new personal best...**Week 9 at New York Giants (11/5):** Started at inside linebacker...collected eight tackles (six solo) and one pass defensed...**Week 7 vs. Arizona (10/22):** Started at inside linebacker...registered two tackles (one solo)...intercepted a pass and added one pass defensed...**Week 6 at Jacksonville (10/16):** Started at inside linebacker...collected a team-leading 14 tackles (nine solo), including one for loss...also had 1.0 sack, one pass defensed and one quarterback hit...**Week 5 vs. Seattle (10/8):** Started at inside linebacker...led the team in tackles with 18 (14 solo) and one pass defensed...**Week 4 at Dallas (10/1):** Started at inside linebacker...notched eight tackles (seven solo)...intercepted a pass and registered one pass defensed...made one solo tackle on special teams...**Week 3 at San Francisco (9/21):** Started at inside linebacker...registered nine tackles (eight solo)...**Week 2 vs. Washington (9/17):** Started at linebacker...recorded 12 tackles (10 solo)...**Week 1 vs. Indianapolis (9/10):** Started at linebacker...made three tackles and had one hit on the quarterback.

**2016 SEASON:** Started all 16 games, finished second on the team with a career-high 147 tackles...**vs. Seattle (9/18):** Led the team with 13 tackles (10 solo)...**at Tampa Bay (9/25):** Tallied nine tackles (eight solo)...picked off a QB Jameis Winston pass and returned it seven yards...**at Arizona (10/2):** Recorded eight tackles (seven solo)...intercepted QB Drew Stanton to help seal the victory for his second interception in as many weeks, the first time in his career with picks in back-to-back games...**vs. New York Giants (10/23):** Tied for the team lead with 10 tackles (five solo)...notched two passes defensed...**vs. Carolina (11/6):** Led the team with 11 tackles (11 solo)...sacked Panthers QB Cam Newton for a loss of eight yards...also added one special teams tackle...**at New Orleans (11/27):** Led the Rams with a season-high 18 tackles (16 solo)...added one quarterback hurry...recovered a QB Drew Brees fumble in the second quarter.

**2015 SEASON:** In his first full season with the Rams, he played in 16 games and started 12...finished the season as the team's leading tackler with 135 (107 solo)...also had 1.0 sack, five passes defensed and four forced fumbles...marked the first season that he registered triple digit tackles in his NFL career...**at Seattle (12/27):** Started at safety...caused FB Will Tukuafu to fumble, which was scooped up by LB Akeem Ayers and returned 45 yards for a touchdown...registered three solo tackles...left the game due to concussion protocol in the second quarter and did not return...**vs. Detroit (12/13):** Started at safety...led the team in tackles with 14 (13 solo)...**vs. Arizona (12/6):** Started on defense...led the team in tackles with 10 (nine solo), ..added one pass defensed and one forced fumble...**at Baltimore (11/22):** Saw action on defense and special teams...notched 11 tackles (nine solo)...**vs. Chicago (11/15):** Started on defense...led the team in tackles with 10 (eight solo)...**vs. San Francisco (11/1):** Started on defense...led the team in tackles for the second-consecutive week with 11 (10 solo)...also had one pass defensed...made one special teams tackle...**vs. Cleveland (10/25):** Started at linebacker...notched a career-high 19 tackles (16 solo)...also had two forced fumbles...**at Green Bay (10/11):** Started at linebacker...tipped a pass from Packers QB Aaron Rodgers, which was intercepted by LB James Laurinatis to end Rodgers' streak of 586 consecutive passes at Lambeau without an interception...also notched six tackles (four solo) and three passes defensed...**at Arizona (10/4):** Saw action on defense and special teams...registered five tackles (four solo)...forced a fumble on the opening kickoff, marked his second forced fumble of his career...**vs. Pittsburgh (9/27):** Saw action on defense and special teams...sacked Steelers QB Ben Roethlisberger for a 6-yard loss...marked his fourth sack as a Ram, and his sixth career.

**2014 SEASON (ST. LOUIS):** Acquired by the St. Louis Rams via trade from the Tampa Bay Buccaneers in exchange for undisclosed draft picks (10/29/14)...posted 23 tackles (16 solo), a single-season high 3.0 sacks, and one pass defended in nine games as a Ram...**at San Francisco (11/2):** Made his Rams debut...saw action on special teams...notched one special teams tackle...**at Arizona (11/9):** Saw action on defense and on special teams...tallied six tackles (four solo) and recorded his first sack as a Ram...**vs. Oakland (11/30):** Recorded his first start as a Ram at cornerback...recorded four tackles (two solo)...posted one pass defended...**at Washington (12/7):** Saw action on defense and on special teams...notched three tackles (two solo) and 1.0 sack...tallied one special teams tackle...**at Seattle (12/28):** Saw action on defense and on special teams...notched 1.0 sack.

**2014 SEASON (TAMPA BAY):** Started seven-of-seven games with the Bucs...made 48 tackles (34 solo)...**vs. Baltimore (10/12):** Posted seven tackles...**at New Orleans (10/5):** Recorded nine tackles and tied a career-high with two passes defended...**at Pittsburgh (9/28):** Notched seven tackles...**at Atlanta (9/18):** Tallied seven tackles and one fumble recovery...**vs. St. Louis (9/14):** Registered eight tackles and one pass defended...**vs. Carolina (9/7):** Recorded seven tackles.

**2013 SEASON:** One of three defensive backs and 22 NFL players with 85-plus tackles, 2-plus interceptions and 2-plus sacks...ranked third on the Bucs with 88 tackles, including three for loss, two sacks, two interceptions, six passes defended and one fumble recovery...his two sacks were the most by a Buccaneers safety since Dexter Jackson recorded 2.5 in 2001...**vs. New Orleans (9/15):** Recorded a career-high 13 tackles, including one for loss, first career half-sack and a pass defended...**at New England (9/22):** Led team with 11 tackles and added an interception and half-sack...**at Seattle (11/3):** Led team with 11 (10 solo) tackles and an interception

**COLLEGE:** One of four Alabama players to be selected in the first round of the 2012 Draft, tying a school record set in 2011...second safety in Alabama football history to be selected in the first round, joining George Teague (29th overall in 1993)...two-time team captain that started 39-of-53 games played (2008-11), including every game he played in his sophomore, junior and senior seasons...recorded 237 career tackles to go with 12 interceptions, 22 passes defended, 13 tackles for loss, 5.0 sacks, seven quarterback pressures, one forced fumble and one fumble recovery...his 12 interceptions rank tied for the eighth-most in school history...two-time first-team All-American...three-time All-SEC Selection...as a senior, started all 13 games at safety, ranking second on the team with 68 tackles to go with two interceptions, one sack, five tackles for loss and one fumble recovery...led defense that finished ranked first nationally in total defense (183.6 ypg), scoring defense (8.2 ppg), rushing defense (72.2 ypg), pass efficiency defense (83.7) and pass defense (111.5), just the second defense (1986 Oklahoma) to ever accomplish that feat...named Alabama Defensive Player of the Week seven times by coaches...unanimous first-team All-American (AFCA, Associated Press, FWAA, Walter Camp, Sporting News, ESPN.com, SI.com, Rivals.com and Pro Football Weekly)...finalist for both the Jim Thorpe Award (Top Defensive Back) and Chuck Bednarik Award (Top Defensive Player)...started all 12 games he played at safety as a junior, leading the team with 75 tackles, including 54 solo...semifinalist for the Thorpe Award and a quarterfinalist for the Lott Trophy (Defensive IMPACT Player of the Year)...First-team FWAA All-American...First-team All-SEC selection by league coaches and the Associated Press...six-time Alabama Defensive Player of the Week by coaching staff...as a sophomore, started all 14 games of the season at safety, ranking eighth nationally and first in the SEC with seven interceptions and second on the team with 76 tackles...seven interceptions tied for fourth-most in single season in team history...led the SEC – along with teammate Marquis Johnson – and ranked sixth nationally in passes defended with 18...first-team All-SEC selection and a third-team All-American by the Associated Press.

**PERSONAL:** Attended St. Paul's Episcopal High School (Mobile, Ala.)...SuperPrep and Scout.com regarded him as the eighth-best player in the state of Alabama, as he earned a five-star prospect ranking and was named first-team All-American by Scout.com during his senior campaign...during his senior season, he rushed for 1,094 yards on 122 carries with 15 touchdowns, and closed out his career when he was named the MVP of the 2007 Class 5A state championship game...had 785 yards rushing as a junior on 78 carries and added 368 receiving yards on 23 catches, scoring a total of 12 touchdowns...in addition to playing football, Barron also competed in track and field, where he won multiple Class 5A individual state titles in events ranging from shot put to long jump during the 2008 season...son of Mark Sellers and Michelle Barron...attended the Buccaneers' 2013 Draft Party, presented by Miller Lite, greeting fans and signing autographs...participated in the annual "Chalk Talk with the Buccaneers" chamber of commerce luncheon in September 2012, greeting fans and speaking on the excitement for the 2012 season...in June 2012, visited MacDill Air Force Base to tour a hurricane aircraft, witness a military dog training session, and thank civilian workers and active duty military for their service...along with the 2012 rookie class, visited St. Joseph's Children's Hospital to greet patients recovering from injury and illness...majored in consumer affairs.



# MARK BARRON GAME-BY-GAME STATISTICS

## 2013 TAMPA BAY BUCCANEERS

| Game       | W/L | P/S  | T     | S  | A  | Sk       | Yds | Int | Yds | Lg | TD | PD | FF | FR | Yds |
|------------|-----|------|-------|----|----|----------|-----|-----|-----|----|----|----|----|----|-----|
| @NYJ 9/8   | L   | 1/1  | 4     | 3  | 1  | 0.0      | 0   | 0   | 0   | 0  | 0  | 0  | 0  | 0  | 0   |
| NO 9/15    | L   | 1/1  | 13    | 10 | 3  | 0.5      | 4   | 0   | 0   | 0  | 0  | 1  | 0  | 0  | 0   |
| @NE 9/22   | L   | 1/1  | 11    | 8  | 3  | 0.5      | 4.5 | 1   | 0   | 0  | 0  | 1  | 0  | 0  | 0   |
| ARI 9/26   | L   | 1/1  | 2     | 1  | 1  | 0.0      | 0   | 0   | 0   | 0  | 0  | 0  | 0  | 0  | 0   |
| PHI 10/13  | L   | 1/1  | 5     | 4  | 1  | 0.0      | 0   | 0   | 0   | 0  | 0  | 0  | 0  | 0  | 0   |
| @ATL 10/20 | L   | 1/1  | 2     | 1  | 1  | 0.0      | 0   | 0   | 0   | 0  | 0  | 0  | 0  | 0  | 0   |
| CAR 10/24  | L   | 1/1  | 7     | 6  | 1  | 0.0      | 0   | 0   | 0   | 0  | 0  | 0  | 0  | 0  | 0   |
| @SEA 11/3  | L   | 1/1  | 11    | 10 | 1  | 0.0      | 0   | 1   | 0   | 0  | 0  | 2  | 0  | 0  | 0   |
| MIA 11/11  | W   | 1/1  | 5     | 5  | 0  | 0.0      | 0   | 0   | 0   | 0  | 0  | 0  | 0  | 0  | 0   |
| ATL 11/17  | W   | 1/1  | 5     | 5  | 0  | 0.0      | 0   | 0   | 0   | 0  | 0  | 1  | 0  | 1  | 0   |
| @DET 11/24 | W   | 1/1  | 7     | 6  | 1  | 0.0      | 0   | 0   | 0   | 0  | 0  | 0  | 0  | 0  | 0   |
| @CAR 12/1  | L   | 1/1  | 10    | 5  | 5  | 0.0      | 0   | 0   | 0   | 0  | 0  | 0  | 0  | 0  | 0   |
| BUF 12/8   | W   | 1/1  | 4     | 4  | 0  | 1.0      | 1   | 0   | 0   | 0  | 0  | 0  | 0  | 0  | 0   |
| SF 12/15   | L   | 1/1  | 2     | 2  | 0  | 0.0      | 0   | 0   | 0   | 0  | 0  | 1  | 0  | 0  | 0   |
| @STL 12/22 |     |      |       |    |    | Inactive |     |     |     |    |    |    |    |    |     |
| @NO 12/29  |     |      |       |    |    | Inactive |     |     |     |    |    |    |    |    |     |
| TOTAL      |     | 4-12 | 14/14 | 88 | 70 | 18       | 2.0 | 9.5 | 2   | 0  | 0  | 6  | 0  | 1  | 0   |

## 2012 TAMPA BAY BUCCANEERS

| Game       | W/L | P/S | T     | S  | A  | Sk  | Yds | Int | Yds | Lg | TD | PD | FF | FR | Yds |
|------------|-----|-----|-------|----|----|-----|-----|-----|-----|----|----|----|----|----|-----|
| CAR 9/9    | W   | 1/1 | 3     | 3  | 0  | 0.0 | 0   | 0   | 0   | 0  | 0  | 2  | 0  | 0  | 0   |
| @NYG 9/14  | L   | 1/1 | 10    | 6  | 4  | 0.0 | 0   | 0   | 0   | 0  | 0  | 2  | 0  | 0  | 0   |
| @DAL 9/23  | L   | 1/1 | 6     | 6  | 0  | 0.0 | 0   | 0   | 0   | 0  | 0  | 1  | 0  | 0  | 0   |
| WAS 10/30  | L   | 1/1 | 8     | 7  | 1  | 0.0 | 0   | 0   | 0   | 0  | 0  | 0  | 1  | 0  | 0   |
| KC 10/14   | W   | 1/1 | 8     | 6  | 2  | 0.0 | 0   | 1   | 12  | 12 | 0  | 1  | 0  | 0  | 0   |
| NO 10/21   | L   | 1/1 | 7     | 6  | 1  | 0.0 | 0   | 0   | 0   | 0  | 0  | 1  | 0  | 0  | 0   |
| @MIN 10/25 | W   | 1/1 | 2     | 1  | 1  | 0.0 | 0   | 0   | 0   | 0  | 0  | 0  | 0  | 0  | 0   |
| @OAK 11/4  | W   | 1/1 | 4     | 2  | 2  | 0.0 | 0   | 0   | 0   | 0  | 0  | 0  | 0  | 0  | 0   |
| SD 11/11   | W   | 1/1 | 6     | 6  | 0  | 0.0 | 0   | 0   | 0   | 0  | 0  | 1  | 0  | 0  | 0   |
| @CAR 11/18 | W   | 1/1 | 3     | 3  | 0  | 0.0 | 0   | 0   | 0   | 0  | 0  | 0  | 0  | 0  | 0   |
| ATL 11/25  | L   | 1/1 | 5     | 4  | 1  | 0.0 | 0   | 0   | 0   | 0  | 0  | 0  | 0  | 0  | 0   |
| @DEN 12/2  | L   | 1/1 | 4     | 3  | 1  | 0.0 | 0   | 0   | 0   | 0  | 0  | 0  | 0  | 0  | 0   |
| PHI 12/9   | L   | 1/1 | 3     | 2  | 1  | 0.0 | 0   | 0   | 0   | 0  | 0  | 0  | 0  | 0  | 0   |
| @NO 12/16  | L   | 1/1 | 10    | 8  | 2  | 0.0 | 0   | 0   | 0   | 0  | 0  | 1  | 0  | 0  | 0   |
| STL 12/23  | L   | 1/1 | 8     | 7  | 1  | 0.0 | 0   | 0   | 0   | 0  | 0  | 0  | 0  | 0  | 0   |
| @ATL 12/30 | W   | 1/1 | 2     | 2  | 0  | 0.0 | 0   | 0   | 0   | 0  | 0  | 1  | 0  | 0  | 0   |
| TOTAL      |     | 7-9 | 16/16 | 89 | 72 | 17  | 0.0 | 0   | 1   | 12 | 12 | 0  | 10 | 1  | 0   |



# 98 | CONNOR BARWIN

|                    |                     |
|--------------------|---------------------|
| <b>Position:</b>   | Outside Linebacker  |
| <b>Ht./Wt.:</b>    | 6-4/255             |
| <b>Birth Date:</b> | 10/15/86            |
| <b>College:</b>    | Cincinnati          |
| <b>Hometown:</b>   | Southfield, Mich.   |
| <b>Experience:</b> | 9th year (1st Rams) |
| <b>Acquired:</b>   | FA-2017             |

**Career GP/GS (Playoffs):** 127/109 (5/5)



**TRANSACTIONS:** Signed with the Los Angeles Rams as a free agent (3/16/17)...released from Philadelphia (3/9/17)...signed as an unrestricted free agent with Philadelphia (3/14/13)...signed with the Eagles as an unrestricted free agent (3/14/13), declared a free agent in Houston (3/12/13)...signed with the Texans (7/31/09)...selected in the second round of the 2009 NFL Draft by the Houston Texans (46th overall) on 4/25/09.

**PRO:** Nine-year vet has started in 109-of-127 games, including five postseason match-ups...collected 456 tackles (283 solo), 55.5 sacks, and one interception...tallied 42 career passes defended, including six forced fumbles, while recovering four...spent his first four seasons as a member of the Houston Texans, after spending his last four years in Philadelphia...collected 20 post-season tackles (13 solo) and two passes defended...selected to the 2015 NFL Pro Bowl as an outside linebacker as a member of the Eagles defense.

**2017 SEASON:** Started in 13-of-14 of the games he appeared in...finished the regular season with 43 tackles and five sacks...**Week 17 vs. San Francisco (12/31):** Saw action at outside linebacker...**Week 16 at Tennessee (12/24):** Started at outside linebacker...tallied four tackles (two solo) and one quarterback hit...pressured QB Marcus Mariota into an incomplete pass to help seal the victory...**Week 15 at Seattle (12/17):** Started at outside linebacker...collected five tackles (four solo), including one for a loss...added one sack and one quarterback hit...**Week 14 vs. Philadelphia (12/10):** Declared inactive...**Week 13 at Arizona (12/3):** Declared inactive...**Week 12 vs. New Orleans (11/26):** Started at outside linebacker...credited with one assisted tackle and one hit on the quarterback...left the game in the first half with an arm injury and did not return...**Week 11 at Minnesota (11/19):** Started at outside linebacker...recorded two assisted tackles...**Week 10 vs. Houston (11/12):** Started at outside linebacker...made five tackles (two solo) and had two hits on the quarterback...**Week 9 at New York Giants (11/5):** Started at outside linebacker...registered two solo tackles...added one sack and one quarterback hit...recovered an Eli Manning fumble that was forced by Aaron Donald...**Week 7 vs. Arizona (10/22):** Started at outside linebacker...**Week 6 at Jacksonville (10/16):** Started at outside linebacker...recorded six tackles (two solo), including one for loss...also had 1.0 sack and one hit on the quarterback...**Week 5 vs. Seattle (10/8):** Started at outside linebacker...notched two tackles (one solo)...**Week 4 at Dallas (10/1):** Started at outside linebacker...tallied one sack and two tackles (one solo)...**Week 3 at San Francisco (9/21):** Started at outside linebacker...registered six tackles (three solo), one tackle for loss, one sack and one quarterback hit...**Week 2 vs. Washington (9/17):** Started at outside linebacker...made seven tackles (five solo)...**Week 1 vs. Indianapolis (9/10):** Started at outside linebacker...registered one assisted tackle.

**2016 SEASON:** Saw action in every game as a member of the Eagles defense...registered 34 tackles (20 solo), including 5.0 sacks, six tackles for loss, and forced one fumble...**vs. Cleveland (9/11):** Sacked Browns QB Robert Griffin III in the season opener...**vs. Minnesota (10/23):** Sacked QB Sam Bradford forcing him to fumble, which was recovered by the Eagles...**at Dallas (10/30):** Dropped QB Dak Prescott for a 10-yard loss.

**2015 SEASON:** Started all 16 regular season games at defensive end...**vs. Dallas (9/20):** Notched six tackles (four solo), including 1.0 sack on QB Tony Romo...**at New York Jets (9/27):** Recorded six tackles (four solo)...sacked QB Ryan Fitzpatrick once...**at New England (12/6):** Posted 2.0 sacks on QB Tom Brady, including four quarterback pressures...**at New York Giants (1/3/16):** Sacked and forced a fumble on QB Eli Manning that was returned 83 yards for a touchdown.

**2014 SEASON:** Started 16 games of the regular season...selected to his first Pro Bowl as a linebacker...also earned second-team All-Pro honors...led the NFC and ranked fourth in the NFL with a career-high 14.5 sacks, the most ever by an Eagle linebacker...earned NFC Defensive Player of the Month honors in November with 6.5 sacks and 24 tackles...**at San Francisco (9/28):** Racked up seven tackles (five solo), including two split sacks on QB Colin Kaepernick...**vs. St. Louis Rams (10/5):** Posted two sacks on QB Austin Davis...**vs. New York Giants (10/12):** Notched 3.0 sacks of QB Eli Manning and forced one fumble...**at Houston (11/2):** Recorded a sack on Texans QB Ryan Fitzpatrick, along with two pass break-ups...**vs. Carolina (11/10):** Tallied 3.5 sacks on QB Cam Newton, the second best single-game total ever by an Eagles linebacker...**vs. Tennessee (11/23):** Posted his fourth two-plus sack game of the year, with 2.0 sacks on QB Zach Mettenberger...**vs. Seattle (12/7):** Equaled his career-high in tackles with 12 total, including a sack on QB Russell Wilson.

**2013 SEASON:** Started 15-of-16 regular season games, including two postseason match-ups...finished the year ranked second on the team in sacks (5.0), tackles-for-loss (nine), and third in pass deflections (10)...according to Pro Football Focus, led all NFL 3-4 outside linebackers with seven batted passes...recorded a career-best 82 tackles...**vs. San Diego (9/15):** Recorded seven tackles (six solo), including a sack on QB Philip Rivers...**vs. Kansas City (9/19):** Notched a sack in back-to-back games, after bringing down QB Alex Smith once...**at Tampa Bay (10/13):** Recorded one sack on QB Mike Glennon...**at Oakland (11/3):**

Snagged his first career interception as he picked off QB Terrelle Pryor in the fourth quarter...**vs. Washington (11/17)**: Garnered a career-high 12 tackles...made a game-changing play as he sacked and forced a fumble on QB Robert Griffin III as Washington was deep in Eagles territory...**vs. Detroit (12/8)**: Recovered a fumble of RB Joique Bell on the Eagles 20-yard line.

**2012 SEASON**: Finished his Houston career fourth in Texans history with 19.0 sacks, including 11.5 in 2011...**at Denver (9/23)**: Tallied four tackles (two solo), and recovered a fumble to seal a victory...**vs. Baltimore (10/21)**: Registered his first sack of the season and his first safety when he brought down QB Joe Flacco in the end zone in the first quarter...**vs. Buffalo (12/8)**: Recorded six tackles (three solo), including a sack on QB Ryan Fitzpatrick...**vs. Indianapolis (12/16)**: Notched five tackles (three solo) and one pass defended, while sacking QB Andrew Luck one time.

**2011 SEASON**: Started all 16 games for the first time in his career...tied for third in the AFC with a team-best 11.5 sacks...became the second Texan to record double-digit sacks in a season...received AFC Player of the Month honors in November after recording 6.5 sacks over three games in the month...named to the 2011 *USA Today* All-Joe team, after posting a career-high 11.5 sacks during his first year as an outside linebacker...**vs. Pittsburgh (10/2)**: Sacked QB Ben Roethlisberger for a five-yard loss and knocked down a fourth-down pass, in addition to his four tackles (three solo)...**at Tampa Bay (11/13)**: Notched three tackles, including 1.5 sacks of QB Josh Freeman...**at Jacksonville (11/27)**: Registered a franchise-best four sacks of quarterbacks Blaine Gabbert and Luke McCown...**at Cincinnati (12/11)**: Recorded a sack-fumble on QB Andy Dalton, that led to a touchdown and started a second-half comeback to clinch the AFC South title...**vs. Carolina (12/18)**: Had three tackles (two solo), including one sack on QB Cam Newton.

**2010 SEASON**: Dislocated his ankle in the season opener (9/12/10), and was placed on injured reserve (9/15/10).

**2009 SEASON**: Appeared in all 16 games as a rookie and finished the season with 18 tackles (13 solo), 4.5 sacks, four passes defenses, and a fumble recovery...led all rookie defensive ends with 4.5 sacks...**vs. New York Jets (9/13)**: Made his NFL debut and recorded his first tackle...**at Cincinnati (10/8)**: Sacked QB Carson Palmer for a nine-yard loss for his first career sack...**at Jacksonville (12/6)**: Registered a half-sack on QB David Garrard...**at St. Louis Rams (12/20)**: Notched a crucial sack of QB Keith Null for an 11-yard loss to end the Rams' fourth-quarter drive...**at New England (1/3/10)**: Recorded three solo tackles, including a sack on QB Brian Hoyer.

**COLLEGE**: In 51 games, started 16 contests at Cincinnati (14 at defensive end, one at tight end and one at halfback)...shifted to the defensive line as a senior and produced 66 tackles with 12.0 sacks, 18 tackles for loss and a league-high 20 quarterback pressures...earned first-team All-American and All-Big East Conference honors as a senior after collecting 12.0 sacks, which ranked third in the school's single-season annals...blocked five career kicks, recovered three fumbles and deflected eight passes during his career...finished his career with 53 receptions for 692 yards and six touchdowns and had three career punt returns for 38 yards...walked on to the Bearcat basketball team and saw action in 39 games over two seasons with the team.

**PERSONAL**: First-team all-state selection as a high school senior, and also earned all-league, all-Catholic, and all-district honors...received team's offensive and defensive MVP honors as a senior...was inducted into the University of Detroit Jesuit High School's inaugural Hall of Fame class in 2014...son of Tom Barwin and Margaret Bailey...has three older brothers: Sean, Joe, and Patrick.

## CONNOR BARWIN NFL STATISTICS

### REGULAR SEASON

| Year         | Team         | G/S            | Tackles    |            | Interceptions |             |              | Fumbles  |           |           |          | FF        | FR       | Yds      |          |
|--------------|--------------|----------------|------------|------------|---------------|-------------|--------------|----------|-----------|-----------|----------|-----------|----------|----------|----------|
|              |              |                | Total      | Solo       | Asst          | Sk          | Yds          | Int      | Yds       | Lg        | TD       |           |          |          | PD       |
| 2009         | Houston      | 16/0           | 18         | 13         | 5             | 4.5         | 43.0         | 0        | 0         | 0         | 0        | 4         | 0        | 1        | 0        |
| 2010         | Houston      | 1/0            | 0          | 0          | 0             | 0.0         | 0.0          | 0        | 0         | 0         | 0        | 0         | 0        | 0        | 0        |
| 2011         | Houston      | 16/16          | 47         | 34         | 13            | 11.5        | 78.5         | 0        | 0         | 0         | 0        | 7         | 1        | 0        | 0        |
| 2012         | Houston      | 16/16          | 65         | 39         | 26            | 3.0         | 15.0         | 0        | 0         | 0         | 0        | 5         | 0        | 1        | 0        |
| 2013         | Philadelphia | 16/16          | 82         | 51         | 31            | 5.0         | 30.0         | 1        | -2        | -2        | 0        | 10        | 1        | 1        | 0        |
| 2014         | Philadelphia | 16/16          | 83         | 52         | 31            | 14.5        | 104.0        | 0        | 0         | 0         | 0        | 6         | 2        | 0        | 0        |
| 2015         | Philadelphia | 16/16          | 79         | 47         | 32            | 7.0         | 39.0         | 0        | 0         | 0         | 0        | 8         | 1        | 0        | 0        |
| 2016         | Philadelphia | 16/16          | 41         | 25         | 16            | 5.0         | 52.0         | 0        | 0         | 0         | 1        | 2         | 1        | 0        | 0        |
| 2017         | RAMS         | 13/13          | 43         | 22         | 21            | 5.0         | 35.0         | 0        | 0         | 0         | 0        | 0         | 0        | 1        | 0        |
| <b>Total</b> |              | <b>126/109</b> | <b>458</b> | <b>283</b> | <b>175</b>    | <b>55.5</b> | <b>396.5</b> | <b>1</b> | <b>-2</b> | <b>-2</b> | <b>0</b> | <b>42</b> | <b>6</b> | <b>4</b> | <b>0</b> |

### POSTSEASON SEASON

| Year         | Team         | G/S        | Tackles   |           | Interceptions |            |          | Fumbles  |          |          |          | FF       | FR       | Yds      |          |
|--------------|--------------|------------|-----------|-----------|---------------|------------|----------|----------|----------|----------|----------|----------|----------|----------|----------|
|              |              |            | Total     | Solo      | Asst          | Sk         | Yds      | Int      | Yds      | Lg       | TD       |          |          |          | PD       |
| 2011         | Houston      | 2/2        | 5         | 5         | 0             | 0.0        | 0        | 0        | 0        | 0        | 0        | 0        | 0        | 0        | 0        |
| 2012         | Houston      | 2/2        | 9         | 5         | 4             | 0.0        | 0        | 0        | 0        | 0        | 0        | 1        | 0        | 0        | 0        |
| 2013         | Philadelphia | 1/1        | 6         | 3         | 3             | 0.0        | 0        | 0        | 0        | 0        | 0        | 1        | 0        | 0        | 0        |
| <b>Total</b> |              | <b>5/5</b> | <b>20</b> | <b>13</b> | <b>7</b>      | <b>0.0</b> | <b>0</b> | <b>0</b> | <b>0</b> | <b>0</b> | <b>0</b> | <b>2</b> | <b>0</b> | <b>0</b> | <b>0</b> |

### SINGLE GAME HIGHS

Total Tackles – 12, twice, last vs. Seattle (12/7/14)  
 Solo Tackles – 7, at Jacksonville (11/27/11)  
 Sacks - 4.0, at Jacksonville (11/27/11)  
 Forced Fumbles - 1, six times, last vs. Minnesota (10/23/16)  
 Fumble Recoverys - 1, four times, last vs. Detroit (12/8/13)





# CONNOR BARWIN GAME-BY-GAME STATISTICS CONTINUED

| 2009 HOUSTON TEXANS |     |      |    |    |   |     |     |     |     |    |    |    |    |    |     |
|---------------------|-----|------|----|----|---|-----|-----|-----|-----|----|----|----|----|----|-----|
| Game                | W/L | P/S  | T  | S  | A | Sk  | Yds | Int | Yds | Lg | TD | PD | FF | FR | Yds |
| NYJ 9/13            | L   | 1/0  | 1  | 1  | 0 | 0.0 | 0   | 0   | 0   | 0  | 0  | 0  | 0  | 0  | 0   |
| @TEN 9/20           | W   | 1/0  | 0  | 0  | 0 | 0.0 | 0   | 0   | 0   | 0  | 0  | 0  | 0  | 0  | 0   |
| JAC 9/27            | L   | 1/0  | 1  | 0  | 1 | 0.0 | 0   | 0   | 0   | 0  | 0  | 0  | 0  | 0  | 0   |
| OAK 10/4            | W   | 1/0  | 1  | 0  | 1 | 0.0 | 0   | 0   | 0   | 0  | 0  | 1  | 0  | 0  | 0   |
| @ARI 10/11          | L   | 1/0  | 1  | 1  | 0 | 0.0 | 0   | 0   | 0   | 0  | 0  | 1  | 0  | 0  | 0   |
| @CIN 10/18          | W   | 1/0  | 2  | 2  | 0 | 1.0 | 9   | 0   | 0   | 0  | 0  | 0  | 0  | 0  | 0   |
| SF 10/25            | W   | 1/0  | 1  | 1  | 0 | 0.0 | 0   | 0   | 0   | 0  | 0  | 0  | 0  | 0  | 0   |
| @BUF 11/1           | W   | 1/0  | 1  | 0  | 1 | 0.0 | 0   | 0   | 0   | 0  | 0  | 0  | 0  | 0  | 0   |
| @IND 11/8           | L   | 1/0  | 1  | 1  | 0 | 0.0 | 0   | 0   | 0   | 0  | 0  | 0  | 0  | 0  | 0   |
| TEN 11/23           | L   | 1/0  | 0  | 0  | 0 | 0.0 | 0   | 0   | 0   | 0  | 0  | 0  | 0  | 0  | 0   |
| IND 11/29           | L   | 1/0  | 2  | 1  | 1 | 1.0 | 8   | 0   | 0   | 0  | 0  | 0  | 0  | 0  | 0   |
| @JAC 12/6           | L   | 1/0  | 1  | 0  | 1 | 0.5 | 5   | 0   | 0   | 0  | 0  | 0  | 0  | 0  | 0   |
| SEA 12/13           | W   | 1/0  | 2  | 2  | 0 | 0.0 | 0   | 0   | 0   | 0  | 0  | 1  | 0  | 0  | 0   |
| @STL 12/20          | W   | 1/0  | 1  | 1  | 0 | 1.0 | 11  | 0   | 0   | 0  | 0  | 1  | 0  | 0  | 0   |
| @MIA 12/27          | W   | 1/0  | 0  | 0  | 0 | 0.0 | 0   | 0   | 0   | 0  | 0  | 0  | 0  | 0  | 0   |
| NE 1/3/10           | W   | 1/0  | 3  | 3  | 0 | 1.0 | 10  | 0   | 0   | 0  | 0  | 0  | 0  | 0  | 0   |
| TOTAL               | 9-7 | 16/0 | 18 | 13 | 5 | 4.5 | 43  | 0   | 0   | 0  | 4  | 0  | 0  | 0  | 0   |



# 66 | AUSTIN BLYTHE

|             |                     |
|-------------|---------------------|
| Position:   | Center              |
| Ht./Wt.:    | 6-3/300             |
| Birth Date: | 6/16/92             |
| College:    | Iowa                |
| Hometown:   | Williamsburg, Iowa  |
| Experience: | 2nd year (1st Rams) |
| Acquired:   | W(IND)-'17          |

Career GP/GS (Playoffs): 24/2 (0/0)



**TRANSACTIONS:** Claimed by the Rams off waivers (5/16/17)...waived by the Colts (5/15/17)...drafted by the Indianapolis Colts in the seventh round (No. 248 overall) in the 2016 NFL Draft.

**2017 SEASON:** Saw action in all 16 regular season games and made one start...**Week 17 vs. San Francisco (12/31):** Started at left guard...**Week 16 at Tennessee (12/24):** Saw action on offense and on special teams...**Week 15 at Seattle (12/17):** Saw action on offense and on special teams...**Week 14 vs. Philadelphia (12/10):** Saw action on special teams...**Week 13 at Arizona (12/3):** Saw action on special teams...**Week 12 vs. New Orleans (11/26):** Saw action on special teams...**Week 11 at Minnesota (11/19):** Did not play...**Week 10 vs. Houston (11/12):** Saw action at guard and on special teams...entered the game at guard after Rodger Saffold sustained an injury...**Week 9 at New York Giants (11/5):** Saw action at center and on special teams...**Week 7 vs. Arizona (10/22):** Saw action at center and on special teams...entered game at center after John Sullivan sustained an injury...**Week 6 at Jacksonville (10/16):** Saw action on special teams...**Week 5 vs. Seattle (10/8):** Played on special teams...**Week 4 at Dallas (10/1):** Saw action on special teams...**Week 3 at San Francisco (9/21):** Entered game at center after John Sullivan sustained an injury...played 36 snaps at center and aided a line that helped produce 126 yards rushing on 32 carries (3.9 avg.)...**Week 2 vs. Washington (9/17):** Saw action on special teams...**Week 1 vs. Indianapolis (9/10):** Saw action on offense and special teams.

**2016 SEASON:** Competed in eight games and made one start at right tackle...saw action in his first career NFL game as an eligible lineman and on special teams in a Week 3 win against San Diego (9/25)...first career start at right guard in a Week 4 contest against Jacksonville...participated on special teams Weeks 5-9 and Week 15.

**COLLEGE:** Saw action in 52 games with 51 starts as a four-year starter for Iowa...helped bolster a Hawkeye offensive line that allowed the team to start the 2015 campaign 12-0 and earn a spot in the Big Ten Championship and Rose Bowl games...started all 14 games in 2015 and named a team captain...an All-American third-team selection by Associated Press...in 2014, started all 13 games including six games at C, one at RG, and the final six at LG...started all 13 games at C in 2013 and helped the Hawkeyes to an 8-4 record and an Outback Bowl appearance as a redshirt sophomore...played in 10 games earning nine starts at right guard as a redshirt freshman in 2012...redshirted as a true freshman in 2011.

**PERSONAL:** Attended Williamsburg (Iowa) High School where he was a senior captain, two-time first team all-state selection, three-time first team all-district and All-America honorable mention...a member of the high school wrestling team where he earned three consecutive state heavyweight wrestling titles and placed second as a freshman...holds the state record with 143 career pins...studied communications at Iowa.

**BLYTHE'S Games Played Stats:** RAMS 2017 (16/1), 2016 (8/1). **TOTALS: (24/2).**



# 90 | MICHAEL BROCKERS

|             |                     |
|-------------|---------------------|
| Position:   | Defensive Tackle    |
| Ht./Wt.:    | 6-5/302             |
| Birth Date: | 12/21/90            |
| College:    | LSU                 |
| Hometown:   | Houston, Texas      |
| Experience: | 6th year (6th Rams) |
| Acquired:   | D1-2012 (14th)      |

Career GP/GS (Playoffs): 91/89 (0/0)



**TRANSACTIONS:** Selected by the Rams in the first round (14th overall) of the 2012 NFL Draft (4/26/12).

**PRO :** Fifth-year pro has played in 91 career games with 89 starts...recorded 408 career tackles (220 solo), with 19.0 sacks...after his first five seasons his 14.5 sacks was the third-best amongst defensive lineman in the first round of the 2012 draft...named to the Pro Football Writers of American/Pro Football Weekly All-Rookie team in 2012.

**2017 SEASON:** Started 15-of-16 regular season games, finished fifth on the team in tackles with 65...recorded 4.5 sacks, the second-most in a single season in his career...**Week 17 vs. San Francisco (12/31):** Saw action at defensive tackle...**Week 16 at Tennessee (12/24):** Started at defensive tackle...recorded four tackles (one solo)...added one pass defended...**Week 15 at Seattle (12/17):** Started at defensive tackle...notched one tackle and split a sack with Matt Longacre...**Week 14 vs. Philadelphia (12/10):** Started at defensive tackle...tallied three tackles (two solo), including one for a loss...notched one sack and one quarterback hit...**Week 13 at Arizona (12/3):** Started at defensive tackle...made five tackles (three solo)...also blocked a field goal attempt...**Week 12 vs. New Orleans (11/26):** Started at defensive tackle...registered four tackles (two solo)...**Week 11 at Minnesota (11/19):** Started at defensive tackle...collected four tackles (two solo)...**Week 10 vs. Houston (11/12):** Started at defensive tackle...registered four tackles (two solo), including one for loss...added 1.0 sack, a pass defended and a hit on the quarterback...**Week 9 at New York Giants (11/5):** Started at defensive tackle...collected five tackles (four solo)...**Week 7 vs. Arizona (10/22):** Started at defensive tackle...recorded five tackles (three solo)...**Week 6 at Jacksonville (10/16):** Started at defensive tackle...collected five tackles (four solo), including one for loss...also had 1.0 sack and one hit of the quarterback...**Week 5 vs. Seattle (10/8):** Started at defensive tackle...registered four tackles (two solo)...**Week 4 at Dallas (10/1):** Started at defensive tackle...recorded five tackles (three solo), including one for loss...tallied one sack, two quarterback hits and two passes defended...**Week 3 at San Francisco (9/21):** Started at nose tackle...tallied six solo tackles, including two for a loss...**Week 2 vs. Washington (9/17):** Started at nose tackle...registered four solo tackles, including one for loss...**Week 1 vs. Indianapolis (9/10):** Started at nose tackle...led the team in tackles with six (three solo), including one tackle for loss...also notched one hit on the quarterback.

**2016 SEASON:** Started all 14 games he played, finished third among Rams defensive linemen with 58 tackles...**at San Francisco (9/12):** Recorded seven total tackles (two solo)...**at New Orleans (11/27):** Led the defensive line with six tackles (four solo)...also added two quarterback hits.

**2015 SEASON:** Started 16 games at defensive tackle...tallied 74 tackles (44 solo), 3.0 sacks, 18 quarterback pressures and six quarterback hits on the season...**vs. Detroit (12/13):** Sacked QB Matt Stafford for an 8-yard loss...marked his third sack of the season and 14.5 career...also credited with two assisted tackles, two quarterback pressures and one hit on the quarterback...**vs. San Francisco (11/1):** Sacked 49ers QB Colin Kaepernick for a 3-yard loss, his second sack of the season...registered six tackles (four solo)...**Week 7 vs. Cleveland (10/25):** Recorded four tackles (three solo)...**at Green Bay (10/11):** Sacked Packers QB Aaron Rodgers for a 3-yard loss...also made five tackles (three solo)...**at Washington (9/20):** Recorded nine tackles (six solo)...**vs. Seattle (9/13):** Established a new career-high in tackles with 13, good for the team lead in tackles.

**2014 SEASON:** Started 16 games...finished the season with 73 tackles (31 solo), two sacks and 14 quarterback pressures...**at San Francisco (11/2):** Tallied five tackles (four solo) and 1.0 sack, his first of the season...**at San Diego (11/23):** Tallied five tackles (two solo) and 1.0 sack...**at Seattle (12/28):** Posted a season-high 10 tackles (three solo).

**2013 SEASON:** Started 16 games at right defensive tackle...led all Rams defensive linemen with 75 tackles...finished with a career-high 5.5 sacks on the year...**vs. San Francisco (9/26):** Split a sack with DE Chris Long...made three tackles (two solo)...**vs. Jacksonville (10/6):** Sacked Jaguars QB Blaine Gabbert for a 4-yard loss...marked his first sack of the season...tallied four tackles (two solo)...also caused one fumble...**at Houston (10/13):** Recorded two sacks on Texans QB Matt Schaub...marks second consecutive game with a sack, pushes his season total to 3.5 and career to 7.5...added seven solo tackles, including three for loss...**vs. Seattle (10/28):** Tallied six tackles (one solo)...part of a defensive line that helped limit the Seahawks to just 44 rushing yards...**vs. Chicago (11/24):** Recorded two tackles (one solo)...also caused one fumble and had two quarterback pressures...**at San Francisco (12/1):** Sacked 49ers QB Colin Kaepernick...added a second sack on Kaepernick to give him four career multiple sack games...added seven tackles (two solo)...**vs. New Orleans (12/15):** Batted down a Saints K Garrett Hartley 36-yard field goal attempt...also recorded six tackles (four solo) and one hit on the quarterback...**at Seattle (12/29):** Posted a season-high 10 tackles (eight solo), including two for loss.

**2012 SEASON:** Named to Pro Football Weekly's All-Rookie Team...led all Rams defensive linemen in tackles (63) despite missing three games...also had 4.0 sacks and 13 quarterback pressures during rookie season...**vs. Seattle (9/30):** Saw his first NFL action, starting at right defensive tackle...recorded two assisted tackles...**vs. Green Bay (10/21):** Started at right defensive tackle...sacked Packers' QB Aaron Rodgers for a loss of four yards, his first career sack...notched a season-high seven tackles (four solo)...**vs. New England (10/28):** Saw action on defense...tallied two assisted tackles, a pass defended and three quar-

terback pressures...**at San Francisco (11/11)**: Started at right defensive tackle...split a sack on 49ers QB Alex Smith with DE Robert Quinn for a two-yard loss...notched a solo sack on Smith to give him 1.5 on the day and 2.5 on the season...also made five tackles (three solo), one quarterback pressure and one hit on the quarterback...**vs. San Francisco (12/2)**: Started at right defensive tackle...notched a season-high among Rams defensive linemen in tackles with 11 (five solo), including one for loss...**at Buffalo (12/9)**: Started at right defensive tackle... split a sack on Buffalo QB Ryan Fitzpatrick on the first drive of the game... tallied a solo sack for a loss of six yards to push his season total to 4.0...forced a RB Fred Patrick fumble, which was recovered by LB James Laurinaitis and returned four yards...marks the first forced fumble of his career...also made six tackles (five solo), including one for loss...added two quarterback pressures and and two quarterback hits...**vs. Minnesota (12/16)**: Started at right defensive tackle...recorded seven tackles (two solo)...**at Tampa Bay (12/23)**: Started at right defensive tackle...tallied five tackles (one solo)...also tipped one pass that was intercepted by DE Eugene Sims.

**COLLEGE**: Earned Associated Press second-team All-Southeastern Conference honors...in two seasons at Louisiana State, Brockers appeared in 27 games, starting 15 contests at left defensive tackle...credited with 79 tackles (34 solo), two sacks (16 yards), 11 stops for loss (33 yards) and five quarterback pressures...caused two fumbles, blocked one kick, intercepted one pass and deflected three others.

**PERSONAL**: Attended Chavez High School in Houston, Texas, playing football for Lobos head coach Mike Jackson...a dominating defensive end that was considered among the top prospects in the state of Texas for the Class of 2009...was rated the 10th defensive end in the country and 23rd prospect in the state of Texas by Rivals.com...Scout.com regarded him as the nation's 16th defensive end, with both recruiting services giving him a four-star rating...added Super Prep All-American honors while leading the Lobos to the first round of the Texas Class 5A state playoffs in 2008, as he also earned first-team All-Region and All-State honors as a senior...had previously established himself as one of the state's up-and-coming defenders after finishing his junior season with 59 tackles and 10 sacks in 2007...blocked one punt and one field goal...general studies major...one of five children of Tiffany Brockers...born Michael Seth Brockers in Houston, Texas...participated in numerous community events, including the Make-A-Wish Celebrity Server dinner, Motion for Kids Holiday Party Chair, Defensive Line Paintball Tournament to benefit St. Patrick Center and the All-Community Team Ticket program - Brockers' Show Stoppers...he is married to Faith and they have two kids: Makaela and Makhi.

## MICHAEL BROCKERS NFL STATISTICS

| Year         | Team | G/S          | REGULAR SEASON |            |            |             |             |               |          |          |          |          |          |          |          |          |
|--------------|------|--------------|----------------|------------|------------|-------------|-------------|---------------|----------|----------|----------|----------|----------|----------|----------|----------|
|              |      |              | Tackles        |            |            | Sk          | Yds         | Interceptions |          |          |          | Fumbles  |          |          | Yds      |          |
|              |      |              | Total          | Solo       | Asst       |             |             | Int           | Yds      | Lg       | TD       | PD       | FF       | FR       |          |          |
| 2012         | RAMS | 13/12        | 63             | 31         | 32         | 4.0         | 18.5        | 0             | 0        | 0        | 0        | 0        | 2        | 1        | 0        | 0        |
| 2013         | RAMS | 16/16        | 75             | 40         | 35         | 5.5         | 24.0        | 0             | 0        | 0        | 0        | 0        | 0        | 2        | 0        | 0        |
| 2014         | RAMS | 16/16        | 73             | 31         | 42         | 2.0         | 8.0         | 0             | 0        | 0        | 0        | 0        | 0        | 0        | 1        | 0        |
| 2015         | RAMS | 16/16        | 74             | 44         | 30         | 3.0         | 14.0        | 0             | 0        | 0        | 0        | 0        | 0        | 0        | 0        | 0        |
| 2016         | RAMS | 14/14        | 58             | 33         | 25         | 0.0         | 0.0         | 0             | 0        | 0        | 1        | 3        | 1        | 0        | 0        | 0        |
| 2017         | RAMS | 16/15        | 65             | 41         | 24         | 4.5         | 26.0        | 0             | 0        | 0        | 0        | 4        | 0        | 0        | 0        | 0        |
| <b>Total</b> |      | <b>91/89</b> | <b>408</b>     | <b>220</b> | <b>188</b> | <b>19.0</b> | <b>90.5</b> | <b>0</b>      | <b>0</b> | <b>0</b> | <b>0</b> | <b>9</b> | <b>4</b> | <b>1</b> | <b>0</b> | <b>0</b> |

**ADDITIONAL CAREER STATISTICS**: Blocked a field goal attempt at AZ (12/3/17), blocked a field goal attempt vs. NO (12/15/13).

**SINGLE GAME HIGHS**  
 Total Tackles – 13, vs. Seattle (9/13/15)  
 Solo Tackles – 9, at Washington (9/20/15)  
 Sacks –2.0, two times, last at San Francisco (12/1/13)

## MICHAEL BROCKERS GAME-BY-GAME STATISTICS

| 2017 LOS ANGELES RAMS |             |              |           |           |           |            |             |          |          |          |          |          |          |          |          |
|-----------------------|-------------|--------------|-----------|-----------|-----------|------------|-------------|----------|----------|----------|----------|----------|----------|----------|----------|
| Game                  | W/L         | P/S          | T         | S         | A         | Sk         | Yds         | Int      | Yds      | Lg       | TD       | PD       | FF       | FR       | Yds      |
| IND 9/10              | W           | 1/1          | 6         | 3         | 3         | 0.0        | 0.0         | 0        | 0        | 0        | 0        | 0        | 0        | 0        | 0        |
| WAS 9/17              | L           | 1/1          | 4         | 4         | 0         | 0.0        | 0.0         | 0        | 0        | 0        | 0        | 0        | 0        | 0        | 0        |
| @SF 9/21              | W           | 1/1          | 6         | 6         | 0         | 0.0        | 0.0         | 0        | 0        | 0        | 0        | 0        | 0        | 0        | 0        |
| @DAL 10/1             | W           | 1/1          | 5         | 3         | 2         | 1.0        | 1.0         | 0        | 0        | 0        | 2        | 0        | 0        | 0        | 0        |
| SEA 10/8              | L           | 1/1          | 4         | 2         | 2         | 0.0        | 0.0         | 0        | 0        | 0        | 0        | 0        | 0        | 0        | 0        |
| @JAC 10/15            | W           | 1/1          | 5         | 4         | 1         | 1.0        | 5.0         | 0        | 0        | 0        | 0        | 0        | 0        | 0        | 0        |
| ARI 10/22             | W           | 1/1          | 5         | 3         | 2         | 0.0        | 0.0         | 0        | 0        | 0        | 0        | 0        | 0        | 0        | 0        |
| @NYG 11/5             | W           | 1/1          | 5         | 4         | 1         | 0.0        | 0.0         | 0        | 0        | 0        | 0        | 0        | 0        | 0        | 0        |
| HOU 11/12             | W           | 1/1          | 4         | 2         | 2         | 1.0        | 3.0         | 0        | 0        | 0        | 1        | 0        | 0        | 0        | 0        |
| @MIN 11/19            | L           | 1/1          | 4         | 2         | 2         | 0.0        | 0.0         | 0        | 0        | 0        | 0        | 0        | 0        | 0        | 0        |
| NO 11/26              | W           | 1/1          | 4         | 2         | 2         | 0.0        | 0.0         | 0        | 0        | 0        | 0        | 0        | 0        | 0        | 0        |
| @ARI 12/2             | W           | 1/1          | 5         | 3         | 2         | 0.0        | 0.0         | 0        | 0        | 0        | 0        | 0        | 0        | 0        | 0        |
| PHI 12/10             | L           | 1/1          | 3         | 2         | 1         | 1.0        | 7.0         | 0        | 0        | 0        | 0        | 0        | 0        | 0        | 0        |
| @SEA 12/17            | W           | 1/1          | 1         | 0         | 1         | 0.5        | 2.0         | 0        | 0        | 0        | 0        | 0        | 0        | 0        | 0        |
| @TEN 12/24*W          | 1/1         | 4            | 1         | 3         | 0.0       | 0.0        | 0           | 0        | 0        | 0        | 1        | 0        | 0        | 0        | 0        |
| SF 12/31*             | L           | 1/0          | 0         | 0         | 0         | 0.0        | 0.0         | 0        | 0        | 0        | 0        | 0        | 0        | 0        | 0        |
| <b>TOTALS</b>         | <b>11-5</b> | <b>16/15</b> | <b>65</b> | <b>41</b> | <b>24</b> | <b>4.5</b> | <b>18.0</b> | <b>0</b> | <b>0</b> | <b>0</b> | <b>0</b> | <b>4</b> | <b>0</b> | <b>0</b> | <b>0</b> |

\*According to press box statistics

| 2016 LOS ANGELES RAMS |             |              |           |           |           |            |          |          |          |          |          |          |          |          |          |
|-----------------------|-------------|--------------|-----------|-----------|-----------|------------|----------|----------|----------|----------|----------|----------|----------|----------|----------|
| Game                  | W/L         | P/S          | T         | S         | A         | Sk         | Yds      | Int      | Yds      | Lg       | TD       | PD       | FF       | FR       | Yds      |
| @SF 9/12              | L           | 1/1          | 7         | 2         | 5         | 0.0        | 0        | 0        | 0        | 0        | 0        | 0        | 0        | 0        | 0        |
| SEA 9/18              | W           | 1/1          | 2         | 1         | 1         | 0.0        | 0        | 0        | 0        | 0        | 0        | 0        | 0        | 0        | 0        |
| @TB 9/25              | W           | 1/1          | 5         | 3         | 2         | 0.0        | 0        | 0        | 0        | 0        | 0        | 0        | 0        | 0        | 0        |
| @ARI 10/2             | W           | 1/1          | 5         | 3         | 2         | 0.0        | 0        | 0        | 0        | 0        | 0        | 0        | 0        | 0        | 0        |
| BUF 10/9              | L           |              |           |           |           |            |          | Inactive |          |          |          |          |          |          |          |
| @DET 10/16            | L           | 1/1          | 3         | 2         | 1         | 0.0        | 0        | 0        | 0        | 0        | 0        | 1        | 0        | 0        | 0        |
| NYG 10/23             | L           |              |           |           |           |            |          | Inactive |          |          |          |          |          |          |          |
| CAR 11/6              | L           | 1/1          | 1         | 0         | 1         | 0.0        | 0        | 0        | 0        | 0        | 0        | 0        | 0        | 0        | 0        |
| @NYJ 11/13            | W           | 1/1          | 3         | 1         | 2         | 0.0        | 0        | 0        | 0        | 0        | 0        | 0        | 0        | 0        | 0        |
| MIA 11/20             | L           | 1/1          | 5         | 3         | 2         | 0.0        | 0        | 0        | 0        | 0        | 0        | 0        | 0        | 0        | 0        |
| @NO 11/27             | L           | 1/1          | 6         | 4         | 2         | 0.0        | 0        | 0        | 0        | 0        | 0        | 0        | 0        | 0        | 0        |
| @NE 12/4              | L           | 1/1          | 6         | 5         | 1         | 0.0        | 0        | 0        | 0        | 0        | 0        | 1        | 0        | 0        | 0        |
| ATL 12/11             | L           | 1/1          | 4         | 3         | 1         | 0.0        | 0        | 0        | 0        | 0        | 0        | 1        | 0        | 0        | 0        |
| @SEA 12/15            | L           | 1/1          | 3         | 1         | 2         | 0.0        | 0        | 0        | 0        | 0        | 0        | 0        | 0        | 0        | 0        |
| SF 12/24              | L           | 1/1          | 5         | 3         | 2         | 0.0        | 0        | 0        | 0        | 0        | 0        | 0        | 0        | 1        | 0        |
| ARI 1/1/17            | L           | 1/1          | 3         | 2         | 1         | 0.0        | 0        | 0        | 0        | 0        | 0        | 0        | 0        | 0        | 0        |
| <b>TOTALS</b>         | <b>4-12</b> | <b>14/14</b> | <b>58</b> | <b>33</b> | <b>25</b> | <b>0.0</b> | <b>0</b> | <b>0</b> | <b>0</b> | <b>0</b> | <b>0</b> | <b>3</b> | <b>1</b> | <b>0</b> | <b>0</b> |

# MICHAEL BROCKERS GAME-BY-GAME STATISTICS

## 2015 ST. LOUIS RAMS

| Game       | W/L | P/S   | T  | S  | A  | Sk  | Yds  | Int | Yds | Lg | TD | PD | FF | FR | Yds |
|------------|-----|-------|----|----|----|-----|------|-----|-----|----|----|----|----|----|-----|
| SEA 9/13   | W   | 1/1   | 13 | 6  | 7  | 0.0 | 0    | 0   | 0   | 0  | 0  | 0  | 0  | 0  | 0   |
| @WASH 9/20 | L   | 1/1   | 9  | 6  | 3  | 0.0 | 0    | 0   | 0   | 0  | 0  | 0  | 0  | 0  | 0   |
| PIT 9/27   | L   | 1/1   | 5  | 4  | 1  | 0.0 | 0    | 0   | 0   | 0  | 0  | 0  | 0  | 0  | 0   |
| @ARI 10/4  | W   | 1/1   | 2  | 0  | 2  | 0.0 | 0    | 0   | 0   | 0  | 0  | 0  | 0  | 0  | 0   |
| @GB 10/11  | L   | 1/1   | 5  | 3  | 2  | 1.0 | 3.0  | 0   | 0   | 0  | 0  | 0  | 0  | 0  | 0   |
| CLEV 10/25 | W   | 1/1   | 4  | 3  | 1  | 0.0 | 0    | 0   | 0   | 0  | 0  | 0  | 0  | 0  | 0   |
| SF 11/1    | W   | 1/1   | 6  | 4  | 2  | 1.0 | 3.0  | 0   | 0   | 0  | 0  | 0  | 0  | 0  | 0   |
| @MINN 11/8 | L   | 1/1   | 4  | 4  | 0  | 0.0 | 0    | 0   | 0   | 0  | 0  | 0  | 0  | 0  | 0   |
| CHI 11/15  | L   | 1/1   | 4  | 3  | 1  | 0.0 | 0    | 0   | 0   | 0  | 0  | 0  | 0  | 0  | 0   |
| @BAL 11/22 | L   | 1/1   | 7  | 4  | 3  | 0.0 | 0    | 0   | 0   | 0  | 0  | 0  | 0  | 0  | 0   |
| @CIN 11/29 | L   | 1/1   | 3  | 3  | 0  | 0.0 | 0    | 0   | 0   | 0  | 0  | 0  | 0  | 0  | 0   |
| ARI 12/6   | L   | 1/1   | 3  | 0  | 3  | 0.0 | 0    | 0   | 0   | 0  | 0  | 0  | 0  | 0  | 0   |
| DET 12/13* | W   | 1/1   | 2  | 0  | 2  | 1.0 | 8.0  | 0   | 0   | 0  | 0  | 0  | 0  | 0  | 0   |
| TB 12/17   | W   | 1/1   | 3  | 2  | 1  | 0.0 | 0    | 0   | 0   | 0  | 0  | 0  | 0  | 0  | 0   |
| @SEA 12/27 | W   | 1/1   | 3  | 1  | 2  | 0.0 | 0    | 0   | 0   | 0  | 0  | 0  | 0  | 0  | 0   |
| @SF 1/3/16 | L   | 1/1   | 1  | 1  | 0  | 0.0 | 0    | 0   | 0   | 0  | 0  | 0  | 0  | 0  | 0   |
| TOTAL      | 7-9 | 16/16 | 74 | 44 | 30 | 3.0 | 14.0 | 0   | 0   | 0  | 0  | 0  | 0  | 0  | 0   |

## 2014 ST. LOUIS RAMS

| Game       | W/L  | P/S   | T  | S  | A  | Sk  | Yds | Int | Yds | Lg | TD | PD | FF | FR | Yds |
|------------|------|-------|----|----|----|-----|-----|-----|-----|----|----|----|----|----|-----|
| MIN 9/7    | L    | 1/1   | 3  | 2  | 1  | 0.0 | 0   | 0   | 0   | 0  | 0  | 0  | 0  | 0  | 0   |
| @TB 9/14   | W    | 1/1   | 1  | 0  | 1  | 0.0 | 0   | 0   | 0   | 0  | 0  | 0  | 0  | 0  | 0   |
| DAL 9/21   | L    | 1/1   | 6  | 4  | 2  | 0.0 | 0   | 0   | 0   | 0  | 0  | 0  | 0  | 0  | 0   |
| PHI 10/5   | L    | 1/1   | 1  | 0  | 1  | 0.0 | 0   | 0   | 0   | 0  | 0  | 0  | 0  | 0  | 1   |
| SF 10/13   | L    | 1/1   | 4  | 3  | 1  | 0.0 | 0   | 0   | 0   | 0  | 0  | 0  | 0  | 0  | 0   |
| SEA 10/19  | W    | 1/1   | 4  | 0  | 4  | 0.0 | 0   | 0   | 0   | 0  | 0  | 0  | 0  | 0  | 0   |
| @KC 10/26  | L    | 1/1   | 3  | 2  | 1  | 0.0 | 0   | 0   | 0   | 0  | 0  | 0  | 0  | 0  | 0   |
| @SF 11/2   | W    | 1/1   | 5  | 4  | 1  | 1.0 | 4   | 0   | 0   | 0  | 0  | 0  | 0  | 0  | 0   |
| @ARI 11/9  | L    | 1/1   | 2  | 0  | 2  | 0.0 | 0   | 0   | 0   | 0  | 0  | 0  | 0  | 0  | 0   |
| DEN 11/16  | W    | 1/1   | 2  | 1  | 1  | 0.0 | 0   | 0   | 0   | 0  | 0  | 0  | 0  | 0  | 0   |
| @SD 11/23  | L    | 1/1   | 5  | 2  | 3  | 1.0 | 4   | 0   | 0   | 0  | 0  | 0  | 0  | 0  | 0   |
| OAK 11/30  | W    | 1/1   | 8  | 6  | 2  | 0.0 | 0   | 0   | 0   | 0  | 0  | 0  | 0  | 0  | 0   |
| @WAS 12/7  | W    | 1/1   | 2  | 0  | 2  | 0.0 | 0   | 0   | 0   | 0  | 0  | 0  | 0  | 0  | 0   |
| ARI 12/11  | L    | 1/1   | 8  | 2  | 6  | 0.0 | 0   | 0   | 0   | 0  | 0  | 0  | 0  | 0  | 0   |
| NYG 12/21  | L    | 1/1   | 9  | 2  | 7  | 0.0 | 0   | 0   | 0   | 0  | 0  | 0  | 0  | 0  | 0   |
| @SEA 12/28 | L    | 1/1   | 10 | 3  | 7  | 0.0 | 0   | 0   | 0   | 0  | 0  | 0  | 0  | 0  | 0   |
| TOTAL      | 6-10 | 16/16 | 73 | 31 | 42 | 2.0 | 8   | 0   | 0   | 0  | 0  | 0  | 0  | 0  | 1   |

## 2013 ST. LOUIS RAMS

| Game       | W/L | P/S   | T  | S  | A  | Sk  | Yds  | Int | Yds | Lg | TD | PD | FF | FR | Yds |
|------------|-----|-------|----|----|----|-----|------|-----|-----|----|----|----|----|----|-----|
| ARI 9/8    | W   | 1/1   | 4  | 3  | 1  | 0.0 | 0    | 0   | 0   | 0  | 0  | 0  | 0  | 0  | 0   |
| @ATL 9/15  | L   | 1/1   | 1  | 1  | 0  | 0.0 | 0    | 0   | 0   | 0  | 0  | 0  | 0  | 0  | 0   |
| @DAL 9/22  | L   | 1/1   | 5  | 2  | 3  | 0.0 | 0    | 0   | 0   | 0  | 0  | 0  | 0  | 0  | 0   |
| SF 9/26    | L   | 1/1   | 3  | 2  | 1  | 0.5 | 4.0  | 0   | 0   | 0  | 0  | 0  | 0  | 0  | 0   |
| JAC 10/6   | W   | 1/1   | 4  | 2  | 2  | 1.0 | 3.0  | 0   | 0   | 0  | 0  | 0  | 1  | 0  | 0   |
| @HOU 10/13 | W   | 1/1   | 7  | 7  | 0  | 2.0 | 4.0  | 0   | 0   | 0  | 0  | 0  | 0  | 0  | 0   |
| @CAR 10/20 | L   | 1/1   | 2  | 0  | 2  | 0.0 | 0    | 0   | 0   | 0  | 0  | 0  | 0  | 0  | 0   |
| SEA 10/28  | L   | 1/1   | 6  | 1  | 5  | 0.0 | 0    | 0   | 0   | 0  | 0  | 0  | 0  | 0  | 0   |
| TEN 11/3   | L   | 1/1   | 5  | 4  | 1  | 0.0 | 0    | 0   | 0   | 0  | 0  | 0  | 0  | 0  | 0   |
| @IND 11/10 | W   | 1/1   | 4  | 1  | 3  | 0.0 | 0    | 0   | 0   | 0  | 0  | 0  | 0  | 0  | 0   |
| CHI 11/24  | W   | 1/1   | 2  | 1  | 1  | 0.0 | 0    | 0   | 0   | 0  | 0  | 1  | 0  | 0  | 0   |
| @SF 12/1   | L   | 1/1   | 7  | 2  | 5  | 2.0 | 13.0 | 0   | 0   | 0  | 0  | 0  | 0  | 0  | 0   |
| @ARI 12/8  | L   | 1/1   | 6  | 2  | 4  | 0.0 | 0    | 0   | 0   | 0  | 0  | 0  | 0  | 0  | 0   |
| NO 12/15   | W   | 1/1   | 6  | 4  | 2  | 0.0 | 0    | 0   | 0   | 0  | 0  | 0  | 0  | 0  | 0   |
| TB 12/22   | W   | 1/1   | 3  | 0  | 3  | 0.0 | 0    | 0   | 0   | 0  | 0  | 0  | 0  | 0  | 0   |
| @SEA 12/29 | L   | 1/0   | 10 | 8  | 2  | 0.0 | 0    | 0   | 0   | 0  | 0  | 0  | 0  | 0  | 0   |
| TOTAL      | 7-9 | 16/16 | 75 | 40 | 35 | 5.5 | 24.0 | 0   | 0   | 0  | 0  | 0  | 2  | 0  | 0   |

## 2012 ST. LOUIS RAMS

| Game       | W/L   | P/S   | T  | S  | A  | Sk  | Yds  | Int | Yds | Lg | TD | PD | FF | FR | Yds |
|------------|-------|-------|----|----|----|-----|------|-----|-----|----|----|----|----|----|-----|
| @DET 9/9   | L     |       |    |    |    |     |      |     |     |    |    |    |    |    |     |
| WAS 9/16   | W     |       |    |    |    |     |      |     |     |    |    |    |    |    |     |
| @CHI 9/23  | L     |       |    |    |    |     |      |     |     |    |    |    |    |    |     |
| SEA 9/30   | W     | 1/1   | 2  | 0  | 2  | 0.0 | 0    | 0   | 0   | 0  | 0  | 0  | 0  | 0  | 0   |
| ARI 10/4   | W     | 1/1   | 2  | 2  | 0  | 0.0 | 0    | 0   | 0   | 0  | 0  | 0  | 0  | 0  | 0   |
| @MIA 10/14 | L     | 1/1   | 1  | 0  | 1  | 0.0 | 0    | 0   | 0   | 0  | 0  | 0  | 0  | 0  | 0   |
| GB 10/21   | L     | 1/1   | 7  | 4  | 3  | 1.0 | 4    | 0   | 0   | 0  | 0  | 0  | 0  | 0  | 0   |
| NE 10/28   | L     | 1/0   | 2  | 0  | 2  | 0.0 | 0    | 0   | 0   | 0  | 0  | 1  | 0  | 0  | 0   |
| @SF 11/11  | T     | 1/1   | 5  | 3  | 2  | 1.5 | 8    | 0   | 0   | 0  | 0  | 0  | 0  | 0  | 0   |
| NYJ 11/18  | L     | 1/1   | 6  | 4  | 2  | 0.0 | 0    | 0   | 0   | 0  | 0  | 0  | 0  | 0  | 0   |
| @ARI 11/25 | W     | 1/1   | 6  | 3  | 3  | 0.0 | 0    | 0   | 0   | 0  | 0  | 0  | 0  | 0  | 0   |
| SF 12/2    | W     | 1/1   | 11 | 5  | 6  | 0.0 | 0    | 0   | 0   | 0  | 0  | 0  | 0  | 0  | 0   |
| @BUF 12/9  | W     | 1/1   | 6  | 5  | 1  | 1.5 | 6.5  | 0   | 0   | 0  | 0  | 0  | 1  | 0  | 0   |
| MIN 12/16  | L     | 1/1   | 7  | 2  | 5  | 0.0 | 0    | 0   | 0   | 0  | 0  | 0  | 0  | 0  | 0   |
| @TB 12/23  | W     | 1/1   | 5  | 1  | 4  | 0.0 | 0    | 0   | 0   | 0  | 0  | 1  | 0  | 0  | 0   |
| @SEA 12/30 | L     | 1/1   | 3  | 2  | 1  | 0.0 | 0    | 0   | 0   | 0  | 0  | 0  | 0  | 0  | 0   |
| TOTAL      | 7-8-1 | 13/12 | 63 | 31 | 32 | 4.0 | 18.5 | 0   | 0   | 0  | 0  | 2  | 1  | 0  | 0   |



# 68 | JAMON BROWN

|             |                     |
|-------------|---------------------|
| Position:   | Guard               |
| Ht./Wt.:    | 6-4/330             |
| Birth Date: | 3/15/93             |
| College:    | Louisville          |
| Hometown:   | Louisville, Ky.     |
| Experience: | 3rd year (3rd Rams) |
| Acquired:   | D3A-(72nd)-2015     |

Career GP/GS (Playoffs): 36/30 (0/0)



**TRANSACTIONS:** Placed on reserve/injured (11/17/15)...selected by St. Louis in the third round (72nd overall) of the 2015 NFL Draft (5/1/15).

**PRO:** Second-year offensive lineman has started 30 of the 36 games he has played in his NFL career.

**2017 SEASON:** Started in all 16 regular season games at right guard...**Week 17 vs. San Francisco (12/31):** Started at right guard...**Week 16 at Tennessee (12/24):** Started at right guard...was part of a unit that helped the offense gain 402 total yards...**Week 15 at Seattle (12/17):** Started at right guard...was part of a unit that helped the offense rush for 244 yards...it was the first time the Rams had 200-plus rushing yards since 2015...**Week 14 vs. Philadelphia (12/10):** Started at right guard...was part of a unit that helped the offense rush for 109 yards against the top ranked rushing defense in the NFL...**Week 13 at Arizona (12/3):** Started at right guard...played all 58 offensive snaps...**Week 12 vs. New Orleans (11/26):** Started at right guard...played all 73 offensive snaps...**Week 11 at Minnesota (11/19):** Started at right guard...**Week 10 vs. Houston (11/12):** Started at right guard...was part of a unit that helped the offense gain 443 total yards...**Week 9 at New York Giants (11/5):** Started at right guard...was part of a unit that did not allow one sack and helped the offense gain 473 total yards...**Week 7 vs. Arizona (10/22):** Started at right guard...was part of a unit that helped the offense gain 425 total yards...**Week 6 at Jacksonville (10/16):** Started at right guard...was part of a line that helped gain 142 yards on the ground on 32 attempts (4.4 avg.)...**Week 5 vs. Seattle (10/8):** Started at right guard...played all 74 offensive snaps...**Week 4 at Dallas (10/1):** Started at right guard...played all 69 offensive snaps and was part of a unit that helped gain 168 yards on the ground on 31 attempts (5.4 avg.)...**Week 3 at San Francisco (9/21):** Started at right guard and played all 67 offensive snaps...was part of a line that helped gain 126 yards on the ground on 32 attempts (3.9 avg.)...**Week 2 vs. Washington (9/17):** Started at right guard...**Week 1 vs. Indianapolis (9/10):** Started at right guard...part of an offensive line that helped gain 373 yards of total offense.

**2016 SEASON:** Played in 11 games, started five at both left and right guard positions...**at Detroit (10/16):** Started at right guard for his first start of the season...helped pave the way for the offense to compile 387 yards.

**2015 SEASON:** Started nine games before being placed on reserve/injured (11/17/15)...**vs. San Francisco (11/1):** Opened up rushing lanes for the team to gain 197 yards on the ground...**vs. Cleveland (10/25):** Helped block for RB Todd Gurley to tally two rushing touchdowns...**at Arizona (10/4):** Opened up running lanes for rookie RB Todd Gurley to record 146 rushing yards...**vs. Seattle (9/13):** Started at left guard in his NFL debut...helped block for 19 first downs.

**COLLEGE:** Started all 13 games at offensive tackle in 2014 season...earned second team All-ACC accolades after leading the Cardinals to a 9-3 record...helped the Cardinals average 142.7 yards per game on the ground...allowed two sacks all season from his tackle position...started his 40th career game in the Belk Bowl versus Georgia...started all 13 games at left tackle in 2013 after playing right tackle in 2012...played on an offense that averaged 460.8 yards per game...offense scored 30 or more points nine times...started all 13 games at right tackle in 2012...helped the Cardinals average 296.1 yards through the air and 122.7 yards on the ground...appeared in nine games during freshman campaign in 2011, made one start...started the year at defensive tackle before making the transition to offense...made collegiate debut at defensive tackle against Murray State...earned first start at offensive guard versus North Carolina in a 14-7 loss...appeared in seven other games on the offensive line.

**PERSONAL:** Big, athletic defensive lineman who was considered one of the best prospects in the state of Kentucky...played for Curtis Higgins at Fern Creek High School...a three-year starter on defense and two-year starter on offense...rated seventh on the 2011 Kentucky's Watch List...ranked as the 52nd best defensive line prospect by Scout.com...rated three-star prospect by Rivals.com and the 58th-best tackle...recorded 25 tackles for loss in his career, including 12 as a senior despite playing with a nagging ankle injury...voted All-District 6-A...named to the All-Southern First Team by the Orlando Sentinel...earned Honorable Mention All-State accolades...rated as the 14th-best senior in the state of Kentucky...rated as the 47th-best defensive tackle by ESPN...helped his power-lifting team to a second-place finish in the state...raised his bench max to 300 pounds and his squat to 525...selected third team All-State as a junior...son of June Embers...justice administration major...sang a solo at the banquet of the Russell Athletic Bowl.

**BROWN'S Games Played Stats:** RAMS 2017 (16/16), 2016 (11/5), 2015 (9/9). **TOTALS: (36/30).**



# 34 | MALCOLM BROWN

|             |                     |
|-------------|---------------------|
| Position:   | Running Back        |
| Ht./Wt.:    | 5-11/227            |
| Birth Date: | 5/15/93             |
| College:    | Texas               |
| Hometown:   | Cibolo, Texas       |
| Experience: | 2nd year (2nd Rams) |
| Acquired:   | UDFA-2015           |

Career GP/GS (Playoffs): 28/1 (0/0)



**TRANSACTIONS:** Signed to the Rams' active roster (12/31/15)...added to the practice squad (9/6/15), after being released (9/5/15)...originally joined the team as an undrafted free agent (5/8/15)

**PRO:** Has played in 28 games in two seasons in the NFL...set career-highs in every offensive category in 2016 while also playing a prominent role on special teams.

**2017 SEASON:** Played in 11 regular season games and made one start...finished the season with career-highs in carries (63), rushing yards (246), receptions (9) and receiving yards (53)...**Week 17 vs. San Francisco (12/31):** Made first-career start at running back...had 14 carries for 54 yards...recorded a career-long 20-yard rush...**Week 16 at Tennessee (12/24):** Saw action at running back...notched one 4-yard carry...**Week 15 at Seattle (12/17):** Saw action at running back...rushed for 45 yards on 10 carries (4.5 avg.)...**Week 14 vs. Philadelphia (12/10):** Saw action at running back...had one carry for five yards...**Week 13 at Arizona (12/3):** Declared inactive...**Week 12 vs. New Orleans (11/26):** Declared inactive...**Week 11 at Minnesota (11/19):** Declared inactive...**Week 10 vs. Houston (11/12):** Declared inactive...**Week 9 at New York Giants (11/5):** Saw action at running back...rushed for a career-high 57 yards on a career-high 15 carries...**Week 7 vs. Arizona (10/22):** Saw action at running back...rushed for 48 yards on 11 carries...hauled in one 7-yard reception...**Week 6 at Jacksonville (10/16):** Saw action at running back and on special teams...registered 17 yards on three carries...scooped up a Jaguars' blocked punt at their 8-yard line and ran it in for a touchdown...**Week 5 vs. Seattle (10/8):** Saw action at running back...caught two passes for 29 yards...**Week 4 at Dallas (10/1):** Saw action at running back...had one carry for no gain and hauled in a 14 yard reception...**Week 3 at San Francisco (9/21):** Declared inactive...**Week 2 vs. Washington (9/17):** Played on offense and special teams...**Week 1 vs. Indianapolis (9/10):** Saw action on offense and special teams...recorded his first career touchdown on a three-yard rush...rushed seven times for 16 yards.

**2016 SEASON:** Played in all 16 games, rushed 18 times and finished with three special teams tackles...**at San Francisco (9/12):** Recorded one rush for five yards and one reception for eight yards...**vs. Buffalo (10/9):** Saw action on offense and special teams...helped the Rams get into opponent territory with a career-long 26-yard reception in the fourth quarter...**vs. Atlanta (12/11):** Rushed four times for 14 yards, with a 10 yard long...**at Seattle (12/15):** Hauled in one pass for 12 yards while also rushing one time.

**2015 SEASON:** Played in one game for the Rams.

**COLLEGE:** Played at Texas for four seasons, playing in 44 games (25 starts). In his four-year career with the Longhorns, Brown tallied 2,678 rushing yards on 630 carries (4.3 avg.) with 24 touchdowns. Also recorded 51 receptions resulting in 382 yards (7.5 avg.) and three touchdowns. As a true freshman in 2011, rushed for 742 yards and five touchdowns, earning the Big 12's Newcomer of the Year award. As a junior in 2013, Brown's 904 rushing yards and 1,099 all-purpose yards led the Longhorns. Started all 13 games at running back as a senior in 2014, was a second-team All-Big 12 selection.

**PERSONAL:** Born in Biloxi, Miss., on May 15, 1993...Brown's father, Tommy, played collegiately at Northwest Mississippi JUCO from 1982-84...graduated from Texas with a degree in physical culture and sports in December 2014.



# MALCOLM BROWN NFL STATISTICS

## REGULAR SEASON

| Year          | Team | Receiving   |           |           |            |           | Rushing  |           |            |            |           |          |
|---------------|------|-------------|-----------|-----------|------------|-----------|----------|-----------|------------|------------|-----------|----------|
|               |      | G/S         | No        | Yds       | Avg        | Lg        | TD       | Att       | Yds        | Avg        | Lg        | TD       |
| 2015          | RAMS | 1/0         | 1         | -2        | -2.0       | -2        | 0        | 4         | 17         | 4.3        | 13        | 0        |
| 2016          | RAMS | 16/0        | 3         | 46        | 15.3       | 26        | 0        | 18        | 39         | 2.2        | 10        | 0        |
| 2017          | RAMS | 11/1        | 9         | 53        | 5.9        | 16        | 0        | 63        | 246        | 3.9        | 20        | 1        |
| <b>TOTALS</b> |      | <b>28/1</b> | <b>13</b> | <b>97</b> | <b>7.5</b> | <b>26</b> | <b>0</b> | <b>85</b> | <b>302</b> | <b>3.6</b> | <b>20</b> | <b>1</b> |

| Year          | Team | Punt Returns |          |            | Kickoff Returns |          |          |          |            |          |          |
|---------------|------|--------------|----------|------------|-----------------|----------|----------|----------|------------|----------|----------|
|               |      | No           | Yds      | Avg        | Lg              | TD       | Att      | Yds      | Avg        | Lg       | TD       |
| 2015          | RAMS | 0            | 0        | 0.0        | 0               | 0        | 0        | 0        | 0.0        | 0        | 0        |
| 2016          | RAMS | 0            | 0        | 0.0        | 0               | 0        | 0        | 0        | 0.0        | 0        | 0        |
| 2017          | RAMS | 0            | 0        | 0.0        | 0               | 0        | 0        | 0        | 0.0        | 0        | 0        |
| <b>TOTALS</b> |      | <b>0</b>     | <b>0</b> | <b>0.0</b> | <b>0</b>        | <b>0</b> | <b>0</b> | <b>0</b> | <b>0.0</b> | <b>0</b> | <b>0</b> |

**ADDITIONAL CAREER STATISTICS:** Returned a blocked punt 8 yards for a touchdown at Jacksonville ((10/15/17).  
Special teams tackles: 2016 (3).

### SINGLE GAME HIGHS

Rushes - 15, at New York Giants (11/5/17)  
Rush yards - 57, at New York Giants (11/5/17)

# MALCOLM BROWN GAME-BY-GAME STATISTICS

## 2017 LOS ANGELES RAMS

| Game          | W/L | P/S         | Receiving   |          |           |            | Rushing   |          |           |            |            | Returns   |          |          |          |          |          |          |          |            |          |          |
|---------------|-----|-------------|-------------|----------|-----------|------------|-----------|----------|-----------|------------|------------|-----------|----------|----------|----------|----------|----------|----------|----------|------------|----------|----------|
|               |     |             | No          | Yds      | Avg       | Lg         | TD        | Att      | Yds       | Avg        | Lg         | TD        | PR       | FC       | YDS      | LG       | TD       | KR       | YDS      | AVG        | LG       | TD       |
| IND 9/10      | W   | 1/0         | 0           | 0        | 0.0       | 0          | 0         | 7        | 16        | 2.3        | 5          | 1         | 0        | 0        | 0        | 0        | 0        | 0        | 0        | 0.0        | 0        | 0        |
| WAS 9/17      | L   | 1/0         | 1           | -4       | -4.0      | -4         | 0         | 0        | 0         | 0.0        | 0          | 0         | 0        | 0        | 0        | 0        | 0        | 0        | 0        | 0.0        | 0        | 0        |
| @SF 9/21      | W   |             |             |          |           |            |           |          |           | Inactive   |            |           |          |          |          |          |          |          |          |            |          |          |
| @DAL 10/1     | W   | 1/0         | 1           | 14       | 14.0      | 14         | 0         | 1        | 0         | 0.0        | 0          | 0         | 0        | 0        | 0        | 0        | 0        | 0        | 0        | 0.0        | 0        | 0        |
| SEA 10/8      | L   | 1/0         | 2           | 29       | 14.5      | 16         | 0         | 0        | 0         | 0.0        | 0          | 0         | 0        | 0        | 0        | 0        | 0        | 0        | 0        | 0.0        | 0        | 0        |
| @JAC 10/15    | W   | 1/0         | 0           | 0        | 0.0       | 0          | 0         | 3        | 17        | 5.7        | 8          | 0         | 0        | 0        | 0        | 0        | 0        | 0        | 0        | 0.0        | 0        | 0        |
| ARI 10/22     | W   | 1/0         | 1           | 7        | 7.0       | 7          | 0         | 11       | 48        | 4.4        | 11         | 0         | 0        | 0        | 0        | 0        | 0        | 0        | 0        | 0.0        | 0        | 0        |
| @NYG 11/5     | W   | 1/0         | 0           | 0        | 0.0       | 0          | 0         | 15       | 57        | 3.8        | 16         | 0         | 0        | 0        | 0        | 0        | 0        | 0        | 0        | 0.0        | 0        | 0        |
| HOU 11/12     | W   |             |             |          |           |            |           |          |           | Inactive   |            |           |          |          |          |          |          |          |          |            |          |          |
| @MIN 11/19    | L   |             |             |          |           |            |           |          |           | Inactive   |            |           |          |          |          |          |          |          |          |            |          |          |
| NO 11/26      | W   |             |             |          |           |            |           |          |           | Inactive   |            |           |          |          |          |          |          |          |          |            |          |          |
| @ARI 12/2     | W   |             |             |          |           |            |           |          |           | Inactive   |            |           |          |          |          |          |          |          |          |            |          |          |
| PHI 12/10     | L   | 1/0         | 0           | 0        | 0.0       | 0          | 0         | 1        | 5         | 5.0        | 5          | 0         | 0        | 0        | 0        | 0        | 0        | 0        | 0        | 0.0        | 0        | 0        |
| @SEA 12/17    | W   | 1/0         | 0           | 0        | 0.0       | 0          | 0         | 10       | 45        | 4.5        | 14         | 0         | 0        | 0        | 0        | 0        | 0        | 0        | 0        | 0.0        | 0        | 0        |
| @TEN 12/24    | W   | 1/0         | 0           | 0        | 0.0       | 0          | 0         | 1        | 4         | 4.0        | 4          | 0         | 0        | 0        | 0        | 0        | 0        | 0        | 0        | 0.0        | 0        | 0        |
| SF 12/3       | L   | 1/1         | 4           | 7        | 1.8       | 5          | 0         | 14       | 54        | 3.9        | 20         | 0         | 0        | 0        | 0        | 0        | 0        | 0        | 0        | 0.0        | 0        | 0        |
| <b>TOTALS</b> |     | <b>11-5</b> | <b>11/1</b> | <b>9</b> | <b>53</b> | <b>5.9</b> | <b>16</b> | <b>0</b> | <b>63</b> | <b>246</b> | <b>3.9</b> | <b>20</b> | <b>1</b> | <b>0</b> | <b>0</b> | <b>0</b> | <b>0</b> | <b>0</b> | <b>0</b> | <b>0.0</b> | <b>0</b> | <b>0</b> |

## 2016 LOS ANGELES RAMS

| Game          | W/L | P/S         | Receiving   |          |           |             | Rushing   |          |           |           |            | Returns   |          |          |          |          |          |          |          |            |          |          |
|---------------|-----|-------------|-------------|----------|-----------|-------------|-----------|----------|-----------|-----------|------------|-----------|----------|----------|----------|----------|----------|----------|----------|------------|----------|----------|
|               |     |             | No          | Yds      | Avg       | Lg          | TD        | Att      | Yds       | Avg       | Lg         | TD        | PR       | FC       | YDS      | LG       | TD       | KR       | YDS      | AVG        | LG       | TD       |
| @SF 9/12      | L   | 1/0         | 1           | 8        | 8.0       | 8           | 0         | 1        | 5         | 5.0       | 5          | 0         | 0        | 0        | 0        | 0        | 0        | 0        | 0        | 0          | 0        | 0        |
| SEA 9/18      | W   | 1/0         | 0           | 0        | 0.0       | 0           | 0         | 0        | 0         | 0.0       | 0          | 0         | 0        | 0        | 0        | 0        | 0        | 0        | 0        | 0          | 0        | 0        |
| @TB 9/25      | W   | 1/0         | 0           | 0        | 0.0       | 0           | 0         | 0        | 0         | 0.0       | 0          | 0         | 0        | 0        | 0        | 0        | 0        | 0        | 0        | 0          | 0        | 0        |
| @ARI 10/2     | W   | 1/0         | 0           | 0        | 0.0       | 0           | 0         | 0        | 0         | 0.0       | 0          | 0         | 0        | 0        | 0        | 0        | 0        | 0        | 0        | 0          | 0        | 0        |
| BUF 10/9      | L   | 1/0         | 1           | 26       | 26.0      | 26          | 0         | 2        | 2         | 1.0       | 2          | 0         | 0        | 0        | 0        | 0        | 0        | 0        | 0        | 0          | 0        | 0        |
| @DET 10/16    | L   | 1/0         | 0           | 0        | 0.0       | 0           | 0         | 0        | 0         | 0.0       | 0          | 0         | 0        | 0        | 0        | 0        | 0        | 0        | 0        | 0          | 0        | 0        |
| NYG 10/23     | L   | 1/0         | 0           | 0        | 0.0       | 0           | 0         | 0        | 0         | 0.0       | 0          | 0         | 0        | 0        | 0        | 0        | 0        | 0        | 0        | 0          | 0        | 0        |
| CAR 11/6      | L   | 1/0         | 0           | 0        | 0.0       | 0           | 0         | 1        | 0         | 0.0       | 0          | 0         | 0        | 0        | 0        | 0        | 0        | 0        | 0        | 0          | 0        | 0        |
| @NYJ 11/13    | W   | 1/0         | 0           | 0        | 0.0       | 0           | 0         | 0        | 0         | 0.0       | 0          | 0         | 0        | 0        | 0        | 0        | 0        | 0        | 0        | 0          | 0        | 0        |
| MIA 11/20     | L   | 1/0         | 0           | 0        | 0.0       | 0           | 0         | 0        | 0         | 0.0       | 0          | 0         | 0        | 0        | 0        | 0        | 0        | 0        | 0        | 0          | 0        | 0        |
| @NO 11/27     | L   | 1/0         | 0           | 0        | 0.0       | 0           | 0         | 3        | 9         | 3.0       | 4          | 0         | 0        | 0        | 0        | 0        | 0        | 0        | 0        | 0          | 0        | 0        |
| @NE 12/4      | L   | 1/0         | 0           | 0        | 0.0       | 0           | 0         | 0        | 0         | 0.0       | 0          | 0         | 0        | 0        | 0        | 0        | 0        | 0        | 0        | 0          | 0        | 0        |
| ATL 12/11     | L   | 1/0         | 0           | 0        | 0.0       | 0           | 0         | 4        | 14        | 3.5       | 10         | 0         | 0        | 0        | 0        | 0        | 0        | 0        | 0        | 0          | 0        | 10       |
| @SEA 12/15    | L   | 1/0         | 1           | 12       | 12.0      | 12          | 0         | 1        | -4        | -4.0      | -4         | 0         | 0        | 0        | 0        | 0        | 0        | 0        | 0        | 0          | 0        | 0        |
| SF 12/24      | L   | 1/0         | 0           | 0        | 0.0       | 0           | 0         | 1        | 2         | 2.0       | 2          | 0         | 0        | 0        | 0        | 0        | 0        | 0        | 0        | 0          | 0        | 0        |
| ARI 1/1/17    | L   | 1/0         | 0           | 0        | 0.0       | 0           | 0         | 5        | 11        | 2.2       | 4          | 0         | 0        | 0        | 0        | 0        | 0        | 0        | 0        | 0          | 0        | 0        |
| <b>TOTALS</b> |     | <b>4-12</b> | <b>16/0</b> | <b>3</b> | <b>46</b> | <b>15.3</b> | <b>26</b> | <b>0</b> | <b>18</b> | <b>39</b> | <b>2.2</b> | <b>10</b> | <b>0</b> | <b>0</b> | <b>0</b> | <b>0</b> | <b>0</b> | <b>0</b> | <b>0</b> | <b>0.0</b> | <b>0</b> | <b>0</b> |



# 86 | DEREK CARRIER

|             |                     |
|-------------|---------------------|
| Position:   | Tight End           |
| Ht./Wt.:    | 6-4/244             |
| Birth Date: | 7/25/90             |
| College:    | Beloit (Wis.)       |
| Hometown:   | Edgerton, Wis.      |
| Experience: | 5th year (1st Rams) |
| Acquired:   | T(WAS)-'17          |

Career GP/GS (Playoffs): 50/16 (0/0)



**TRANSACTIONS:** Traded to the Los Angeles Rams from the Washington Redskins (9/2/17)...activated from PUPPL (11/12/16)... placed on PUPPL (8/30/16)...traded to the Washington Redskins from the San Francisco 49ers (8/22/15)...signed a two-year extension with San Francisco (3/9/15)...signed to the 49ers' active roster (11/16/13)...signed to the 49ers' practice squad (9/3/13)... waived by the Philadelphia Eagles on (8/25/13)...signed with the Eagles (12/31/12)...added to the Eagles practice squad ((9/11/12)...waived by the Raiders (8/31/12)...originally entered the NFL with the Oakland Raiders as a college free agent (5/11/12).

**PRO:** Acquired by the Rams via trade with Washington...joined the Redskins via trade during the 2015 preseason...enters 2017 having previously caught 28 passes for 256 yards with one touchdown in 36 career games with 13 starts.

**2017 SEASON:** Played in 14 games and made three starts...finished the regular season with eight receptions for 71 yards...**Week 17 vs. San Francisco (12/31):** Saw action at tight end and on special teams...recorded two receptions for 10 yards...added one tackle on special teams...**Week 16 at Tennessee (12/24):** Saw action at tight end and on special teams...**Week 15 at Seattle (12/17):** Saw action at tight end and on special teams...had a 4-yard reception...**Week 14 vs. Philadelphia (12/10):** Saw action at tight end and on special teams...returned two kickoffs for 28 yards...**Week 13 at Arizona (12/3):** Saw action at tight end...hauled in one 14-yard reception...**Week 12 vs. New Orleans (11/26):** Saw action at tight end and on special teams...**Week 11 at Minnesota (11/19):** Declared inactive...**Week 10 vs. Houston (11/12):** Declared inactive...**Week 9 at New York Giants (11/5):** Saw action at tight end...hauled in one pass for five yards...**Week 7 vs. Arizona (10/22):** Saw action at tight end...**Week 6 at Jacksonville (10/16):** Started at tight end...played a role in helping the offense gain 142 yards rushing on 32 carries (4.4 avg.)...**Week 5 vs. Seattle (10/8):** Saw action at tight end...**Week 4 at Dallas (10/1):** Started at tight end...played a role in helping the offense gain 168 yard rushing on 31 carries (5.4 avg.)...**Week 3 at San Francisco (9/21):** Made his first start as a Ram...hauled in one 17-yard reception...**Week 2 vs. Washington (9/17):** Played on offense and special teams...caught one pass for nine yards...tallied one special teams tackle, according to press box statistics...**Week 1 vs. Indianapolis (9/10):** Saw action on offense and special teams...caught one pass for a 12 yard gain.

**2016 SEASON:** Appeared in eight games, caught two passes for 10 yards on the year...spent the first nine weeks of the season on Reserve/PUP...activated in Week 10...made season debut in a win vs. Minnesota (11/13).

**2015 SEASON:** Joined the Redskins via trade during the preseason and started all 12 games in which he appeared...finished the season with 17 receptions for 141 yards with one receiving touchdown...made Redskins debut in Week 1 vs. Miami (9/13), catching two passes for eight yards...earned second straight start in a two-tight-end set vs. St. Louis (9/20), contributing to the team's 182 rushing yards...started in place of an injured Jordan Reed at Atlanta (10/11), caught two passes for 27 yards including a seven-yard touchdown in the second quarter and a 20-yard gain on the game-tying drive at the end of regulation...started in place of Reed at New York Jets (10/18) and posted career highs in receptions (four) and receiving yards (39)...caught two passes for 15 yards in the largest comeback win (24 points) in team history vs. Tampa Bay (10/25)...placed on Reserve/Injured list on Dec. 15.

**2014 SEASON:** Played in 11 games with one start, recorded nine receptions for 105 yards and adding a two-yard rushing attempt...notched his first career reception on a 22-yard pass from Colin Kaepernick vs. Chicago (9/14)...finished the game with three receptions for 41 yards...made first career start at Arizona (9/21)...placed on Reserve/Injured list on Nov. 27.

**2013 SEASON:** Played in five games with the San Francisco 49ers, making his NFL debut at New Orleans (11/17).

**2012 SEASON:** Spent the offseason with the Oakland Raiders as a college free agent before being waived prior to the season... spent the entire season on the Philadelphia Eagles' practice squad after signing with the team on Sept. 11.

**COLLEGE:** Attended Beloit College in Wisconsin, where he played in 39 games for the Buccaneers, earning All-Midwest Conference honors twice... Named Wisconsin Football Coaches Association Private College Player as a senior... Set school records in receptions (189), receiving yards (3,111) and receiving touchdowns (29). Also added seven carries for 42 yards and two rushing touchdowns... As a senior, played in 10 games and notched 75 receptions for 1,250 yards and 12 touchdowns in addition to six carries for 39 yards and two rushing touchdowns... As a junior, appeared in 10 games and tallied 64 receptions for 1,044 yards and 12 touchdowns, breaking the school record for receiving touchdowns in a single season.... In 2009, played in 10 games and registered 34 receptions for 600 yards and four touchdowns... Played in nine games and recorded 16 receptions for 217 yards and one touchdown as a freshman... Played two years of basketball, starting in 21 games and averaging 8.3 points per game.

**PERSONAL:** Attended Edgerton (Wisc.) H.S... Spent a summer in college interning with the Chicago Bulls' strength and conditioning department, with aspirations of one day working in physical therapy... Named to the Beloit College dean's list six straight semesters... Majored in health and society... Visited Haiti in conjunction with Convoy of Hope, working together to teach healthy eating habits and sustainable agriculture techniques to local families...visited Haiti in conjunction with Convoy of Hope, working together to teach healthy eating habits and sustainable agriculture techniques to local families... In 2016, spoke to students at J. Michael Lunsford Middle School in Chantilly, Va., to discuss the importance of communication and face-to-face interaction at the EverFi Character Workbook Launch, played alongside fans to benefit children in the second annual Redskins Charity Golf Classic, and donated winter coats and Redskins hats to 300 elementary school students from seven local area schools at the eighth annual Share the Warmth event.





# 10 | PHAROH COOPER

|                    |                     |
|--------------------|---------------------|
| <b>Position:</b>   | Wide Receiver       |
| <b>Ht./Wt.:</b>    | 5-11/207            |
| <b>Birth Date:</b> | 3/7/95              |
| <b>College:</b>    | South Carolina      |
| <b>Hometown:</b>   | Havelock, N.C.      |
| <b>Experience:</b> | 2nd year (2nd Rams) |
| <b>Acquired:</b>   | D4B-2016 (117th)    |

**Career GP/GS (Playoffs):** 26/4 (0/0)



**TRANSACTIONS:** Selected by Los Angeles in the fourth round (117th overall) of the 2016 NFL Draft (4/30/16).

**2017 SEASON:** Earned first career Pro Bowl honor...appeared in all 16 games with one start...finished the regular season with 399 punt return yards and 932 kickoff return yards for a combined 1,331 kick return yards...the 1,331 kick return yards were the most by any player during the 2017 regular season and the fifth-most in a single season in franchise history...**Week 17 vs. San Francisco (12/31):** Started at wide receiver and saw action on special teams...reeled in two receptions for 30 yards...returned two punts for six yards...



**Week 16 at Tennessee (12/24):** Saw action at wide receiver and on special teams...returned four kickoffs for 87 yards (21.8 avg.)...returned one punt for three yards...**Week 15 at Seattle (12/17):** Saw action at wide receiver and on special teams...returned seven punts for 128 yards (18.3 avg.), including a career-long 53 yarder...returned two kickoffs for 52 yards (26.0 avg.)...**Week 14 vs. Philadelphia (12/10):** Saw action at wide receiver and on special teams...also recorded one reception...returned two kickoffs for 46 yards...added one punt return...**Week 13 at Arizona (12/3):** Saw action at wide receiver and on special teams...recorded one reception...returned four punts for 60 yards...returned two kickoffs for 34 yards...**Week 12 vs. New Orleans (11/26):** Saw action at wide receiver and on special teams...reeled in a 9-yard reception...returned four kickoffs for 110 yards (27.5 avg.)...returned three punts for 59 yards...**Week 11 at Minnesota (11/19):** Saw action at wide receiver and on special teams...returned two kickoffs for 60 yards (30.0 avg.)...returned two punts for 12 yards...**Week 10 vs. Houston (11/12):** Saw action at wide receiver and on special teams...had two receptions for 12 yards...returned two kickoffs for 49 yards (24.5 avg.)...returned three punts for 32 yards...**Week 9 at New York Giants (11/5):** Saw action at wide receiver and on special teams...hauled in one pass for nine yards...returned three punts for 55 yards (18.3 avg.)...**Week 7 vs. Arizona (10/22):** Saw action at wide receiver and on special teams...returned three punts for 30 yards, including a career-best 20-yard return...returned one kickoff for 18 yards...**Week 6 at Jacksonville (10/16):** Saw action at wide receiver and special teams...returned the opening kickoff 103 yards for a touchdown...tied for the third longest kickoff return in franchise history and is the longest return across the league so far this season...also returned three punts for 17 yards...**Week 5 vs. Seattle (10/8):** Saw action at wide receiver...hauled in two receptions for 22 yards...returned two kickoffs for 52 yards (26.0 avg.)...**Week 4 at Dallas (10/1):** Saw action at wide receiver and on special teams...returned four kickoffs for 123 yards (30.8 avg.), including a game-high and career-high 66 yard return...**Week 3 at San Francisco (9/21):** Saw action at wide receiver and on special teams...recorded a four yard reception...returned three kickoffs for 83 yards...**Week 2 vs. Washington (9/17):** Played on offense and special teams...returned three kickoffs for 59 yards...**Week 1 vs. Indianapolis (9/10):** Saw action on offense and special teams...returned one kickoff 35 yards.

**2016 SEASON:** Played in 10 games, started three...hauled in 14 passes for 106 yards...also returned five punts and amassed 323 kickoff return yards...**vs. Buffalo (10/9):** Made his NFL debut...played on offense and special teams...returned one kickoff for 23 yards...**at New England (12/4):** Started his first career game at wide receiver...caught one pass for eight yards...also added eight yards on four punt returns...**vs. Atlanta (12/11):** Caught three passes for 22 yards, with a then-career-long 19-yard reception coming in the fourth quarter...**at Seattle (12/15):** Started his second career game at wide receiver...tied his then career-high for the second straight week with three receptions for 21 yards...returned five kickoffs for 98 yards, both then-career-highs...**vs. San Francisco (12/24):** Returned four kickoffs for a career-high 129 yards, including a career-long of 51 yards...**vs. Arizona (1/1):** Started at wide receiver...set career-highs with four receptions for 36 yards. his four catches were tied for the team lead.

**COLLEGE:** Played in 36 games with 25 starts...earned 2015 first-team All-SEC Wide Receiver (AP and Coaches), 2015 first-team All-SEC All-Purpose Back (Coaches), 2015 second-team All-SEC All-Purpose Back (AP)...hauled in 66 receptions for 973 yards...ranked second in the SEC with 81.1 receiving yards and fifth with 5.5 catches per game...caught 35 percent of the team's passes for 39 percent of the yards thrown...led the team with eight receiving touchdowns and with nine touchdowns overall...had five 100-yard receiving games in 2015...in 2014, earned first-team All-SEC Wide Receiver (AP and Coaches), 2014 Second-team All-SEC All-Purpose Back (AP and Coaches)...ranked third in the SEC in receptions (69), second in receiving yards (1,136) and receiving yards per game (87.4), fourth in receptions per game (5.3) and ninth in all-purpose yards/game (108.5)... named to the SEC Fall Academic Honor Roll...as a true freshman in 2013, earned a spot on the Freshman All-SEC squad as both an all-purpose back and return specialist...finished third on the squad with 655 all-purpose yards...also completed 2-of-3 passes for 29 yards and a touchdown...moved from cornerback to wide receiver a week into fall camp.

**PERSONAL:** Attended Havelock (N.C.) High School...went to back-to-back 3A state titles...Rams went 15-1 during his senior season and a perfect 16-0 during his junior campaign...played at quarterback, running back, receiver and was the primary return man on punts and kickoffs in the Shrine game...finished with 253 total yards including a 45-yard touchdown run, earned offensive MVP honors for the North Carolina squad...as a junior, rushed for 300 yards and caught 65 passes for 1,285 yards and 14 scores...registered 58 tackles with six interceptions...has a degree in sport and entertainment management.

# PHAROH COOPER NFL STATISTICS

## REGULAR SEASON

| Year          | Team | G/S         | Receiving |            |            |           |          | Rushing  |          |            |          |          |
|---------------|------|-------------|-----------|------------|------------|-----------|----------|----------|----------|------------|----------|----------|
|               |      |             | No        | Yds        | Avg        | Lg        | TD       | Att      | Yds      | Avg        | Lg       | TD       |
| 2016          | RAMS | 10/3        | 14        | 106        | 7.6        | 23        | 0        | 0        | 0        | 0.0        | 0        | 0        |
| 2017          | RAMS | 16/1        | 11        | 84         | 7.6        | 26        | 0        | 1        | 6        | 6.0        | 6        | 0        |
| <b>TOTALS</b> |      | <b>26/4</b> | <b>25</b> | <b>190</b> | <b>7.6</b> | <b>26</b> | <b>0</b> | <b>1</b> | <b>6</b> | <b>6.0</b> | <b>6</b> | <b>0</b> |

| Year          | Team | Punt Returns |            |             |           |          | Kickoff Returns |              |             |             |          |
|---------------|------|--------------|------------|-------------|-----------|----------|-----------------|--------------|-------------|-------------|----------|
|               |      | No           | Yds        | Avg         | Lg        | TD       | Att             | Yds          | Avg         | Lg          | TD       |
| 2016          | RAMS | 5            | 5          | 1.0         | 6         | 0        | 14              | 323          | 23.1        | 51          | 0        |
| 2017          | RAMS | 32           | 399        | 12.5        | 53        | 0        | 34              | 932          | 27.4        | 103t        | 1        |
| <b>TOTALS</b> |      | <b>37</b>    | <b>404</b> | <b>10.9</b> | <b>53</b> | <b>0</b> | <b>48</b>       | <b>1,255</b> | <b>26.1</b> | <b>103t</b> | <b>1</b> |

# PHAROH COOPER GAME-BY-GAME STATISTICS

## 2017 LOS ANGELES RAMS

| Game          | W/L | G/S         | Receiving   |          |           |            |           | Rushing  |          |          |            | Returns  |          |           |          |            |           |          |           |            |             |             |          |
|---------------|-----|-------------|-------------|----------|-----------|------------|-----------|----------|----------|----------|------------|----------|----------|-----------|----------|------------|-----------|----------|-----------|------------|-------------|-------------|----------|
|               |     |             | No          | Yds      | Avg       | Lg         | TD        | Att      | Yds      | Avg      | Lg         | TD       | PR       | FC        | YDS      | LG         | TD        | KR       | YDS       | AVG        | LG          | TD          |          |
| IND 9/10      | W   | 1/0         | 0           | 0        | 0.0       | 0          | 0         | 0        | 0.0      | 0        | 0          | 0        | 0        | 0         | 0        | 0          | 0         | 1        | 35        | 35.0       | 35          | 0           |          |
| WAS 9/17      | L   | 1/0         | 0           | 0        | 0.0       | 0          | 0         | 0        | 0.0      | 0        | 0          | 0        | 0        | 0         | 0        | 0          | 0         | 3        | 59        | 19.7       | 34          | 0           |          |
| @SF 9/21      | W   | 1/0         | 1           | 4        | 4.0       | 4          | 0         | 0        | 0.0      | 0        | 0          | 0        | 0        | 0         | 0        | 0          | 0         | 3        | 83        | 27.7       | 28          | 0           |          |
| @DAL 10/1     | W   | 1/0         | 0           | 0        | 0.0       | 0          | 0         | 0        | 0.0      | 0        | 0          | 0        | 0        | 0         | 0        | 0          | 0         | 4        | 123       | 30.8       | 66          | 0           |          |
| SEA 10/8      | L   | 1/0         | 2           | 22       | 11.0      | 19         | 0         | 0        | 0.0      | 0        | 0          | 0        | 0        | 0         | 0        | 0          | 2         | 52       | 26.0      | 31         | 0           |             |          |
| @JAC 10/15    | W   | 1/0         | 0           | 0        | 0.0       | 0          | 0         | 0        | 0.0      | 0        | 0          | 0        | 0        | 3         | 1        | 17         | 12        | 0        | 2         | 124        | 62.0        | 103t        | 1        |
| ARI 10/22     | W   | 1/0         | 0           | 0        | 0.0       | 0          | 0         | 0        | 0.0      | 0        | 0          | 0        | 0        | 3         | 0        | 30         | 20        | 0        | 1         | 18         | 18.0        | 18          | 0        |
| @NYG 11/5     | W   | 1/0         | 1           | 9        | 9.0       | 9          | 0         | 0        | 0.0      | 0        | 0          | 0        | 0        | 3         | 0        | 55         | 30        | 0        | 0         | 0          | 0           | 0           | 0        |
| HOU 11/12     | W   | 1/0         | 2           | 12       | 6.0       | 6          | 0         | 0        | 0.0      | 0        | 0          | 0        | 0        | 3         | 1        | 32         | 27        | 0        | 2         | 49         | 24.5        | 27          | 0        |
| @MIN 11/19    | L   | 1/0         | 0           | 0        | 0.0       | 0          | 0         | 0        | 0.0      | 0        | 0          | 0        | 0        | 2         | 1        | 12         | 13        | 0        | 2         | 60         | 30.0        | 34          | 0        |
| NO 11/26      | W   | 1/0         | 1           | 9        | 9.0       | 9          | 0         | 0        | 0.0      | 0        | 0          | 0        | 0        | 3         | 2        | 59         | 40        | 0        | 4         | 110        | 27.5        | 40          | 0        |
| @ARI 12/2     | W   | 1/0         | 1           | -3       | -3.0      | -3         | 0         | 0        | 0.0      | 0        | 0          | 0        | 0        | 4         | 0        | 60         | 30        | 0        | 2         | 34         | 17.0        | 21          | 0        |
| PHI 12/10     | L   | 1/0         | 1           | 1        | 1.0       | 1          | 0         | 0        | 0.0      | 0        | 0          | 0        | 0        | 1         | 1        | -3         | -3        | 0        | 2         | 46         | 23.0        | 25          | 0        |
| @SEA 12/17    | W   | 1/0         | 0           | 0        | 0.0       | 0          | 0         | 0        | 0.0      | 0        | 0          | 0        | 0        | 7         | 1        | 128        | 53        | 0        | 2         | 52         | 26.0        | 30          | 0        |
| @TEN 12/24    | W   | 1/0         | 0           | 0        | 0.0       | 0          | 0         | 0        | 0.0      | 0        | 0          | 0        | 0        | 1         | 1        | 3          | 3         | 0        | 4         | 87         | 21.8        | 28          | 0        |
| SF 12/3       | L   | 1/1         | 2           | 30       | 15.0      | 26         | 0         | 0        | 0.0      | 0        | 0          | 0        | 0        | 2         | 0        | 6          | 6         | 0        | 0         | 0          | 0           | 0           | 0        |
| <b>TOTALS</b> |     | <b>11-5</b> | <b>16/1</b> | <b>9</b> | <b>54</b> | <b>6.0</b> | <b>19</b> | <b>0</b> | <b>0</b> | <b>0</b> | <b>0.0</b> | <b>0</b> | <b>0</b> | <b>32</b> | <b>8</b> | <b>399</b> | <b>53</b> | <b>0</b> | <b>34</b> | <b>932</b> | <b>27.4</b> | <b>103t</b> | <b>1</b> |

## 2016 LOS ANGELES RAMS

| Game          | W/L | G/S         | Receiving   |           |            |            |           | Rushing  |          |          |            | Returns  |          |          |          |          |          |          |           |            |             |           |          |   |
|---------------|-----|-------------|-------------|-----------|------------|------------|-----------|----------|----------|----------|------------|----------|----------|----------|----------|----------|----------|----------|-----------|------------|-------------|-----------|----------|---|
|               |     |             | No          | Yds       | Avg        | Lg         | TD        | Att      | Yds      | Avg      | Lg         | TD       | PR       | FC       | YDS      | LG       | TD       | KR       | YDS       | AVG        | LG          | TD        |          |   |
| @SF 9/12      | L   |             |             |           |            |            |           |          |          |          |            |          |          |          |          |          |          |          |           |            |             |           |          |   |
| SEA 9/18      | W   |             |             |           |            |            |           |          |          |          |            |          |          |          |          |          |          |          |           |            |             |           |          |   |
| @TB 9/25      | W   |             |             |           |            |            |           |          |          |          |            |          |          |          |          |          |          |          |           |            |             |           |          |   |
| @ARI 10/2     | W   |             |             |           |            |            |           |          |          |          |            |          |          |          |          |          |          |          |           |            |             |           |          |   |
| BUF 10/9      | L   | 1/0         | 0           | 0         | 0.0        | 0          | 0         | 0        | 0.0      | 0        | 0          | 0        | 0        | 0        | 0        | 0        | 0        | 0        | 1         | 23         | 23.0        | 23        | 0        |   |
| @DET 10/16    | L   |             |             |           |            |            |           |          |          |          |            |          |          |          |          |          |          |          |           |            |             |           |          |   |
| NYG 10/23     | L   |             |             |           |            |            |           |          |          |          |            |          |          |          |          |          |          |          |           |            |             |           |          |   |
| CAR 11/6      | L   | 1/0         | 1           | 3         | 3.0        | 3          | 0         | 0        | 0.0      | 0        | 0          | 0        | 0        | 0        | 0        | 0        | 0        | 0        | 0         | 0          | 0.0         | 0         | 0        | 0 |
| @NYJ 11/13    | W   | 1/0         | 1           | 6         | 6.0        | 6          | 0         | 0        | 0.0      | 0        | 0          | 0        | 0        | 2        | 0        | 0        | 0        | 0        | 0         | 0          | 0.0         | 0         | 0        | 0 |
| MIA 11/20     | L   | 1/0         | 1           | 10        | 10.0       | 10         | 0         | 0        | 0.0      | 0        | 0          | 0        | 0        | 1        | 0        | -3       | -3       | 0        | 0         | 0          | 0.0         | 0         | 0        | 0 |
| @NO 11/27     | L   | 1/0         | 0           | 0         | 0.0        | 0          | 0         | 0        | 0.0      | 0        | 0          | 0        | 0        | 0        | 0        | 0        | 0        | 0        | 0         | 0          | 0.0         | 0         | 0        | 0 |
| @NE 12/4      | L   | 1/1         | 1           | 8         | 8.0        | 8          | 0         | 0        | 0.0      | 0        | 0          | 0        | 0        | 4        | 1        | 8        | 6        | 0        | 0         | 0          | 0.0         | 0         | 0        | 0 |
| ATL 12/11     | L   | 1/0         | 3           | 22        | 7.3        | 19         | 0         | 1        | 6.0      | 6        | 0          | 0        | 0        | 0        | 0        | 0        | 0        | 0        | 0         | 0          | 0.0         | 0         | 0        | 0 |
| @SEA 12/15    | L   | 1/1         | 3           | 21        | 7.0        | 13         | 0         | 0        | 0.0      | 0        | 0          | 0        | 0        | 0        | 0        | 0        | 0        | 0        | 5         | 98         | 19.6        | 24        | 0        |   |
| SF 12/24      | L   | 1/0         | 0           | 0         | 0.0        | 0          | 0         | 0        | 0.0      | 0        | 0          | 0        | 0        | 0        | 0        | 0        | 0        | 4        | 129       | 32.3       | 51          | 0         |          |   |
| ARI 1/1/17    | L   | 1/1         | 4           | 36        | 9.0        | 23         | 0         | 0        | 0.0      | 0        | 0          | 0        | 0        | 0        | 0        | 0        | 0        | 4        | 73        | 18.3       | 29          | 0         |          |   |
| <b>TOTALS</b> |     | <b>4-12</b> | <b>10/3</b> | <b>14</b> | <b>106</b> | <b>7.6</b> | <b>23</b> | <b>0</b> | <b>1</b> | <b>6</b> | <b>6.0</b> | <b>6</b> | <b>0</b> | <b>5</b> | <b>3</b> | <b>5</b> | <b>5</b> | <b>0</b> | <b>14</b> | <b>323</b> | <b>23.1</b> | <b>51</b> | <b>0</b> |   |



# 24 | BLAKE COUNTESS

Position: Defensive Back  
 Ht./Wt.: 5-10/185  
 Birth Date: 8/8/93  
 College: Auburn  
 Hometown: Owings Mills, Md.  
 Experience: 2nd year (2nd Rams)  
 Acquired: FA-'16

Career GP/GS (Playoffs): 21/3 (0/0)



**TRANSACTIONS:** Elevated to the active roster from the practice squad (11/18/16)...added to the Rams' practice squad (9/5/16)... released by the Eagles (9/3/16)...originally entered the NFL as Philadelphia's sixth-round draft pick (196th overall) in the 2016 NFL Draft.

**2017 SEASON:** Appeared in all 16 games and made one start...finished the regular season with 15 tackles and one interception...tied for a team-high eight special teams tackles...**Week 17 vs. San Francisco (12/31):** Started at free safety before exiting the game in the second quarter due to injury...recorded three tackles (two solo)...**Week 16 at Tennessee (12/24):** Saw action on defense and on special teams...**Week 15 at Seattle (12/17):** Saw action on defense and on special teams...collected two tackles on special teams...**Week 14 vs. Philadelphia (12/10):** Saw action on defense and on special teams...recorded one special teams tackle...**Week 13 at Arizona (12/3):** Saw action on special teams...**Week 12 vs. New Orleans (11/26):** Saw action on defense and special teams...made one solo tackle...**Week 11 at Minnesota (11/19):** Saw action on defense and special teams...made two tackles (one solo)...**Week 10 vs. Houston (11/12):** Saw action on defense and special teams...notched his first career interception and returned it 19 yards...**Week 9 at New York Giants (11/5):** Saw action on defense and on special teams...tallied three tackles (one solo)...**Week 7 vs. Arizona (10/22):** Saw action on special teams and on defense...collected two tackles (one solo)... registered one special teams tackle...**Week 6 at Jacksonville (10/16):** Saw action on special teams...**Week 5 vs. Seattle (10/8):** Played on defense and special teams...made one solo tackle on defense and one on special teams...**Week 4 at Dallas (10/1):** Saw action on defense and on special teams...notched one special teams tackle...**Week 3 at San Francisco (9/21):** Saw action on special teams and registered one special teams tackle...**Week 2 vs. Washington (9/17):** Saw action on defense and special teams...made one solo tackle on defense and one on special teams...**Week 1 vs. Indianapolis (9/10):** Saw action on defense and special teams...registered two solo tackles, including one tackle for loss.

**2016 SEASON:** Played in five games, started two after spending the first nine weeks on the club's practice squad...totaled 20 tackles (12 solo) and 1.0 sack...**vs. San Francisco (12/24):** Made his first career start at cornerback...finished second on the team with a career-high 11 tackles (eight solo)...also recorded his first career sack...**vs. Arizona (1/1):** Started at cornerback... compiled nine tackles (four solo), with one quarterback hit...added one special teams tackle.

**COLLEGE:** Ended his collegiate career at Auburn as a graduate transfer...set a career-high with 71 tackles in 2015...started 30 games in three seasons at Michigan...a member of the Jim Thorpe and Bronko Nagurski Award watch lists...a member of the All-Big Ten team as a sophomore and junior.

**PERSONAL:** Played on offense, defense and special teams at Our Lady of Good Counsel in Baltimore, Md...played in the U.S. Army All-American Game as a senior...earned his bachelor's degree in sport management from Michigan...working towards his master's degree in adult education from Auburn.

## BLAKE COUNTESS NFL STATISTICS

| REGULAR SEASON |      |      |         |      |      |     |     |               |     |    |    |    |         |    |     |
|----------------|------|------|---------|------|------|-----|-----|---------------|-----|----|----|----|---------|----|-----|
| Year           | Team | G/S  | Tackles |      |      |     |     | Interceptions |     |    |    |    | Fumbles |    |     |
|                |      |      | Total   | Solo | Asst | Sk  | Yds | Int           | Yds | Lg | TD | PD | FF      | FR | Yds |
| 2016           | RAMS | 5/2  | 20      | 12   | 8    | 1.0 | 0.0 | 0             | 0   | 0  | 0  | 0  | 0       | 0  | 0   |
| 2017           | RAMS | 16/1 | 15      | 10   | 5    | 0.0 | 0.0 | 1             | 14  | 14 | 0  | 0  | 0       | 0  | 0   |
| Total          |      | 21/3 | 35      | 22   | 13   | 1.0 | 0.0 | 1             | 14  | 14 | 0  | 0  | 0       | 0  | 0   |

**ADDITIONAL CAREER STATISTICS:** Special Teams Tackles: RAMS 2017 (8).





# 38 | CODY DAVIS

|             |                     |
|-------------|---------------------|
| Position:   | Safety              |
| Ht./Wt.:    | 6-1/203             |
| Birth Date: | 6/6/89              |
| College:    | Texas Tech          |
| Hometown:   | Stephenville, Texas |
| Experience: | 5th year (5th Rams) |
| Acquired:   | FA-2013             |

Career GP/GS (Playoffs): 64/5 (0/0)



**TRANSACTIONS:** Placed on injured reserve (11/3/17)...re-signed with the Rams (3/9/16)...signed to the Rams' active roster (9/27/13)...spent the first four weeks of the season on the Rams' practice squad...signed with the Rams as an undrafted rookie free agent (4/29/13).

**PRO:** Fourth-year pro has played in 64 games with five starts as a Ram...serves as a key special teams contributor...garnered 16 special teams tackles in his first two seasons.

**2017 SEASON: Week 7 vs. Arizona (10/22):** Declared inactive...**Week 6 at Jacksonville (10/16):** Started at free safety...made three tackles (one solo) and had one quarterback hit...**Week 5 vs. Seattle (10/8):** Played on defense and special teams...recorded a career-high seven tackles (three solo)...added two passes defensed and one interception...**Week 4 at Dallas (10/1):** Made fourth career start at free safety...collected three tackles (one solo)...**Week 3 at San Francisco (9/21):** Saw action at safety...registered five tackles (two solo)...added two special teams tackles...**Week 2 vs. Washington (9/17):** Saw action on defense and special teams...recorded three tackles (two solo) and made one special teams tackle...**Week 1 vs. Indianapolis (9/10):** Played on defense and special teams...made one assisted tackle.

**2016 SEASON:** Played in 15 games and started four...compiled a career-high 20 tackles (nine solo)...added his first career interception...also had eight special teams tackles...**at Tampa Bay (9/25):** Started at defensive back for his first career NFL start...registered one tackle while also playing on special teams, recording one special teams tackle...**at Arizona (10/2):** Played on defense and special teams...registered two tackles and one pass defensed in addition to one special teams tackle...**vs. Carolina (11/6):** Recorded one tackle...returned a kickoff 15 yards on a reverse from RB Benny Cunningham in the first quarter...**at Seattle (12/15):** Started at free safety...recorded a season-high six tackles (one solo), added one pass defensed...**vs. San Francisco (12/24):** Started at free safety...recorded two solo tackles...picked off QB Colin Kaepernick for his first career interception, returning it 29 yards...added two passes defensed.

**2015 SEASON:** Played in 16 games...registered 10 special teams tackles...**at Baltimore (11/22):** Saw action on special teams...notched two tackles...**vs. Chicago (11/15):** Saw action on special teams...tallied three tackles...**at Green Bay (10/11):** Saw action on special teams...made one tackle...caught a 20-yard pass from P Johnny Hekker on a fake punt conversion, his first reception of his NFL career.

**2014 SEASON:** Saw action in 15 games on defense and special teams, registered three tackles (two solo) and 10 special teams tackles...**vs. Minnesota (9/7):** Saw action on defense and special teams...recorded one tackle (one solo)...**vs. Dallas (9/21):** Saw action on defense and special teams...recorded one tackle...recovered a RB DeMarco Murray fumble in the first quarter that led to a Rams scoring drive...**vs. Oakland (11/30):** Saw action on special teams...tallied three tackles.

**at Seattle (12/28):** Saw action on special teams...notched two tackles

**2013 SEASON:** Signed to the Rams' active roster (9/27)...finished the season with six special teams tackles...**at Indianapolis (11/10):** Saw action on special teams...tallied two tackles...**at San Francisco (12/1):** Saw action on special teams...made one tackle...**at Arizona (12/8):** Saw action on special teams...registered two special teams tackles.

**COLLEGE:** Capital One Academic All-America (first team)...Phil Steele All-Big 12 (second team)... All-Big 12 (second team)... All-Big 12 Defensive Player of the Year (honorable mention)...All-Big 12 Scholar-Athlete of the Year (honorable mention)... Academic All-Big 12 (first team)...ranked second in Big 12 in solo tackles (84) as a senior and eighth in the conference in total tackles (101)...ranks eighth in school history in career tackles (362)...led the team with 101 tackles (84 solo) as a senior...started 49 games, including 22 consecutive starts at safety...Academic All-Big 12 (first team) as a junior... All-Big 12 (honorable mention) as a sophomore...Phil Steele Freshman All-America (first team).

**PERSONAL:** Attended Stephenville High School in Stephenville, Texas...an extremely productive high school player, he helped lead Stephenville to a combined 33-5 record during his three years as a starter in the defensive backfield...majored in management information systems...participated in numerous community events, including Holiday Mail for Heroes, Love Light, Komen Race for the Cure, Play 60 Field Day, and Defensive Line Paintball Tournament to benefit St. Patrick Center...he is married to Ashley and they have one son, Kane.







# 33 | JUSTIN DAVIS

**Position:** Running Back  
**Ht./Wt.:** 6-1/198  
**Birth Date:** 11/11/95  
**College:** USC  
**Hometown:** Stockton, Calif.  
**Experience:** Rookie  
**Acquired:** UDFA-2017

**Career GP/GS (Playoffs):** 4/0 (0/0)



**TRANSACTIONS:** Signed by the Rams as an undrafted rookie free agent (5/12/17).

**2017 SEASON:** Appeared in four games and rushed the ball for one yard in regular season action...**Week 17 vs. San Francisco (12/31):** Saw action on special teams...**Week 16 at Tennessee (12/24):** Declared inactive...**Week 15 at Seattle (12/17):** Declared inactive...**Week 14 vs. Philadelphia (12/10):** Declared inactive...**Week 13 at Arizona (12/3):** Declared inactive...**Week 12 vs. New Orleans (11/26):** Saw action on special teams and at running back...**Week 11 at Minnesota (11/19):** Declared inactive...**Week 10 vs. Houston (11/12):** Declared inactive...**Week 9 at New York Giants (11/5):** Declared inactive...**Week 7 vs. Arizona (10/22):** Declared inactive...**Week 6 at Jacksonville (10/16):** Declared inactive...**Week 5 vs. Seattle (10/8):** Declared inactive...**Week 4 at Dallas (10/1):** Declared inactive...**Week 3 at San Francisco (9/21):** Saw action on special teams...**Week 2 vs. Washington (9/17):** Declared inactive...**Week 1 vs. Indianapolis (9/10):** Saw action on offense and special teams...rushed one time for one yard.

**COLLEGE:** Earned 15 career starts in 43 career games played...amassed 2,465 yards on 461 carries (5.3 avg.) with 19 touchdowns, plus 46 receptions for 400 yards (8.7 avg) with 2 touchdowns and 7 kickoff returns for 211 yards (19.2 avg.) in his career...his 2,465 career rushing yards is 12th on USC's all-time list...recorded five 100-yard rushing games in his collegiate career...as a senior in 2016, started the first six games at tailback but an injury in the sixth game (Colorado) sidelined him for the next three games...appeared in 10 games as a senior, recording 607 yards on 110 carries (5.5 avg.) with 2 touchdowns and 14 receptions for 112 yards (8.0 avg.)...won USC's 2016 Trojan Commitment Award and Lifter of the Year Award...was invited to the 2017 East-West Shrine Game...In 2015, started the last eight games at tailback as a junior...appeared in 13 games...ran for 902 yards on 169 carries (5.3 avg.) with 7 touchdowns, caught 18 passes for 189 yards (10.5 avg.) and had 11 kickoff returns for 211 yards (19.2 avg.)...earned 2015 All-Pac-12 honorable mention and Phil Steele All-Pac-12 third team...toted the rock 129 time for 595 yards (4.6 avg.) as a sophomore in 2014...added four rushing touchdowns, plus 13 receptions for 92 yards (7.1 avg.) with two touchdowns through the air...saw action in all 13 games...enrolled at USC as a freshman in the spring of 2013 after graduating a semester early from high school...made an immediate impression as a backup tailback as a first-year freshman in 2013 before suffering a season-ending injury...appeared in the first seven games, rushing for 361 yards on 53 carries (6.8 avg.) with six touchdowns.

**PERSONAL:** Was a social sciences (economics) major at USC...born in Stockton, Calif...also ran track at Lincoln HS, with bests of 11.09 in the 100 meters, 22.76 in the 200 meters and 19-10 long jump.

## JUSTIN DAVIS NFL STATISTICS

| Year          | Team | G/S        | REGULAR SEASON |          |            |          |          |          |          | Rushing  |            |          |          |    |
|---------------|------|------------|----------------|----------|------------|----------|----------|----------|----------|----------|------------|----------|----------|----|
|               |      |            | Receiving      |          |            |          | Rushing  |          |          | Att      | Yds        | Avg      | Lg       | TD |
|               |      |            | No             | Yds      | Avg        | Lg       | TD       |          |          |          |            |          |          |    |
| 2017          | RAMS | 4/0        | 0              | 0        | 0.0        | 0        | 0        | 0        | 1        | 1        | 1.0        | 1        | 0        |    |
| <b>TOTALS</b> |      | <b>4/0</b> | <b>0</b>       | <b>0</b> | <b>0.0</b> | <b>0</b> | <b>0</b> | <b>0</b> | <b>1</b> | <b>1</b> | <b>1.0</b> | <b>1</b> | <b>0</b> |    |

# JUSTIN DAVIS GAME-BY-GAME STATISTICS

| 2017 LOS ANGELES RAMS |             |            |          |          |            |          |          |          |          |            |          |          |
|-----------------------|-------------|------------|----------|----------|------------|----------|----------|----------|----------|------------|----------|----------|
| Game                  | W/L         | Receiving  |          |          |            | Rushing  |          |          |          |            |          |          |
|                       |             | P/S        | No       | Yds      | Avg        | Lg       | TD       | Att      | Yds      | Avg        | Lg       | TD       |
| IND 9/10              | W           | 1/0        | 0        | 0        | 0.0        | 0        | 0        | 1        | 1        | 1.0        | 1        | 0        |
| WAS 9/17              | L           |            |          |          |            | Inactive |          |          |          |            |          |          |
| @SF 9/21              | W           | 1/0        | 0        | 0        | 0.0        | 0        | 0        | 0        | 0        | 0.0        | 0        | 0        |
| @DAL 10/1             | W           |            |          |          |            | Inactive |          |          |          |            |          |          |
| SEA 10/8              | L           |            |          |          |            | Inactive |          |          |          |            |          |          |
| @JAC 10/15            | W           |            |          |          |            | Inactive |          |          |          |            |          |          |
| ARI 10/22             | W           |            |          |          |            | Inactive |          |          |          |            |          |          |
| @NYG 11/5             | W           |            |          |          |            | Inactive |          |          |          |            |          |          |
| HOU 11/12             | W           |            |          |          |            | Inactive |          |          |          |            |          |          |
| @MIN 11/19            | L           |            |          |          |            | Inactive |          |          |          |            |          |          |
| NO 11/26              | W           | 1/0        | 0        | 0        | 0.0        | 0        | 0        | 0        | 0        | 0.0        | 0        | 0        |
| @ARI 12/2             | W           |            |          |          |            | Inactive |          |          |          |            |          |          |
| PHI 12/10             | L           |            |          |          |            | Inactive |          |          |          |            |          |          |
| @SEA 12/17            | W           |            |          |          |            | Inactive |          |          |          |            |          |          |
| @TEN 12/24            | W           |            |          |          |            | Inactive |          |          |          |            |          |          |
| SF 12/31              | L           | 1/0        | 0        | 0        | 0.0        | 0        | 0        | 0        | 0        | 0.0        | 0        | 0        |
| <b>TOTALS</b>         | <b>11-5</b> | <b>4/0</b> | <b>0</b> | <b>0</b> | <b>0.0</b> | <b>0</b> | <b>0</b> | <b>1</b> | <b>1</b> | <b>1.0</b> | <b>1</b> | <b>0</b> |



# 99 | AARON DONALD

**Position:** Defensive Tackle  
**Ht./Wt.:** 6-1/280  
**Birth Date:** 5/23/91  
**College:** Pittsburgh  
**Hometown:** Pittsburgh, Pa.  
**Experience:** 4th year (4th Rams)  
**Acquired:** D1B-2014 (13th)

**Career GP/GS (Playoffs):** 62/58 (0/0)



**TRANSACTIONS:** Selected by the Rams in the first round (13th overall) of the 2014 NFL Draft (5/8/14).

**PRO:** Started 58-of-62 career games on the defensive line... collected 271 career tackles (183 solo), including 39 sacks and 10 forced fumbles...recipient of the club's Daniel F. Reeves Memorial Award as the Rams' Most Valuable Player in 2016... named to four consecutive Pro Bowls in his first three seasons (2015-17)...became the third Rams defensive tackle to be selected to three or more consecutive Pro Bowls... appeared in 48 games and started 44...in



2016, led the Rams with 8.0 sacks and finished second among Rams defensive linemen with 62 tackles...in 2015, notched 11.0 sacks which led the NFL at the defensive tackle position...also had a team-high 49 quarterback pressures and 29 hits on the quarterback... in 2014, posted 9.0 sacks, which led all rookies and are the most ever by a Rams' rookie... was first Rams' rookie selected to the Pro Bowl since RB Jerome Bettis in 1993.



Donald earned NFL All-Pro Honors in 2015 and 2016

**2017 SEASON:** Earned fourth-consecutive Pro Bowl berth...started in all 14 games he played in...finished the regular season with team-highs in sacks (11.0), quarterback hits (27) and forced fumbles (5)...recorded 52 tackles (31 solo)... led the NFL in sacks (11.0) among interior linemen...his five forced fumbles is a career-high and his 11.0 sacks tied his career-high for a single season...**Week 17 vs. San Francisco (12/31):** Declared inactive...**Week 16 at Tennessee (12/24):** Started at defensive tackle...registered two tackles and forced a fumble...**Week 15 at Seattle (12/17):** Started at defensive tackle...tallied five tackles (four solo), including two for loss...recorded a team-high three sacks, tying his career high in a single game...added four quarterback hits and one forced fumble...**Week 14 vs. Philadelphia (12/10):** Started at defensive tackle...notched two solo tackles, including one for a loss and three quarterback hits...**Week 13 at Arizona (12/3):** Started at defensive tackle...registered 2.0 sacks to push his season total to 8.0 sacks, which leads all defensive tackles...also recorded four tackles (three solo), including two for loss...added two quarterback hits...**Week 12 vs. New Orleans (11/26):** Started at defensive tackle...notched five tackles (three solo), including two for loss...added 1.0 sack and one quarterback hit...**Week 11 at Minnesota (11/19):** Started at defensive tackle...recorded three tackles (two solo)...**Week 10 vs. Houston (11/12):** Started at defensive tackle...registered four tackles (two solo), including one for loss...added one strip sack, making him the first Ram to force a fumble during the first drive of the game in back-to-back games...also had one quarterback hit and one pass defended...**Week 9 at New York Giants (11/5):** Started at defensive tackle...collected five tackles (three solo)...notched one sack, forced a fumble and recovered a fumble...added one quarterback hit and one pass defended...**Week 7 vs. Arizona (10/22):** Started at defensive tackle...recorded three tackles (two solo), including two for a loss...picked up a sack and two quarterback hits...**Week 6 at Jacksonville (10/16):** Started at defensive tackle...registered three tackles (two solo), including one for loss...also collected 1.0 sack, three quarterback hits and one forced fumble...**Week 5 vs. Seattle (10/8):** Started at defensive tackle...registered six tackles (three solo), including two for a loss...also recorded three quarterback hits...**Week 4 at Dallas (10/1):** Started at defensive tackle...tallied five tackles (two solo), including one for loss and one quarterback hit...**Week 3 at San Francisco (9/21):** Started at defensive tackle...recorded three tackles (two solo), including one for loss, two quarterback hits and a game-clinching sack...**Week 2 vs. Washington (9/17):** Started at defensive tackle...registered two tackles (one solo), including one for loss...also had one hit on the quarterback...**Week 1 vs. Indianapolis (9/10):** Roster exemption.

Donald earned NFC Defensive Player of the Week honors at Arizona (10/2/16)

**2016 SEASON:** Named to his third-consecutive Pro Bowl after starting all 16 games...was the recipient of the club's Daniel F. Reeves Memorial Award as the Rams' Most Valuable Player...one of two defensive captains, as voted on by his teammates... finished the season with 62 tackles and 8.0 sacks...had career-highs in passes defended (six) and forced fumbles (two)...**vs. Seattle (9/18):** Recorded five total tackles (four solo)...compiled three quarterback pressures and four quarterback hits...**at Arizona (10/2):** Registered five tackles (three solo)...registered his first sack of the season and added a forced fumble on the play...also split a sack with DE Eugene Sims...named NFC Defensive Player of the Week...**at Detroit (10/16):** Registered two tackles (three solo)...notched one sack for five yards, moved into the top-15 in Rams history with his 23rd career sack...added four quarterback pressures and two quarterback hits on the day...**vs. Carolina (11/6):** Registered two total tackles...added a season-high two sacks for a loss of 19 yards...pressured Panthers QB Cam Newton six times...led all defensive tackles in sacks

through nine weeks...**at New Orleans (11/27)**: Notched three solo tackles (three solo)...added one sack for a loss of eight yards, while forcing a QB Drew Brees fumble...also recorded three quarterback pressures and one quarterback hit...**vs. Atlanta (12/11)**: Registered three tackles (two solo)...sacked QB Matt Ryan for a loss of six yards...added one quarterback hit and one quarterback pressure...**vs. San Francisco (12/24)**: Notched a season-high seven tackles (six solo)...sacked QB Colin Kaepernick for a loss of three yards...added a season-high six quarterback pressures and three quarterback hits.

**2015 SEASON**: Started 16 games at defensive tackle...earned second consecutive Pro Bowl berth...notched 11.0 sacks to set a new single season-high and earn the team lead in the category...the mark also led the NFL at the defensive tackle position...also had a team-high 49 quarterback pressures and 29 hits on the quarterback...recorded a personal-best 85 tackles on the season (60 solo)...voted Rams' MVP by teammates...**at Seattle (12/27)**: Recorded seven tackles (four solo)...also registered nine quarterback pressures and three hits on the quarterback...**vs. Tampa Bay (12/17)**: Started at defensive tackle...recorded six tackles (four solo)...also had two quarterback pressures and three hits...**vs. Detroit (12/13)**: Notched a career-high 3.0 sacks on QB Matt Stafford...marked his third career multi-sack game, and first 3.0 sack game...also registered two solo tackles and three quarterback hits...**vs. Arizona (12/6)**: Sacked Arizona QB Carson Palmer...also had seven tackles (six solo), two quarterback pressures and five quarterback hits...**at Baltimore (11/22)**: Sacked Ravens QB Joe Flacco for a seven yard loss...registered 10 tackles (eight solo), five quarterback pressures and one hit on the quarterback...**vs. Chicago (11/15)**: Split a sack with DE Williams Hayes on Bears QB Jay Cutler for a nine yard loss...added a solo sack on Cutler marked his second career multi-sack game...also notched five tackles (four solo) and one quarterback hit and pressure...**vs. Cleveland (10/25)**: Compiled 1.0 sack, two solo tackles, three quarterback hits and two forced fumbles...**vs. Pittsburgh (9/27)**: Sacked Steelers QB Ben Roethlisberger for an 8-yard loss...registered six tackles (four solo)...**at Washington (9/20)**: Split a sack on QB Kirk Cousins with DE Chris Long...tallied five tackles (four tackles)...**vs. Seattle (9/13)**: Sacked QB Russell Wilson two times to bump his career sack total to 11...marked his first multi-sack game of his career...added 11 tackles to establish a new career-high...earned NFC Defensive Player of the Week honors.

**2014 SEASON**: Finished the season with 72 tackles (49 solo), 9.0 sacks and 38 quarterback pressures...from weeks 10-15, he had a sack in five straight games...also posted a team-high 17 tackles for loss on the season and coaches credited him with 32 quarterback pressures and 12 quarterback hits...his 9.0 sacks are the most ever by a Rams rookie regardless of position...**vs. Minnesota (9/7)**: Made his NFL debut...recorded six tackles (five solo)...**at Tampa Bay (9/14)**: Saw action on defense and special teams...recorded six tackles (five solo)...recorded his first career sack...**vs. San Francisco (10/13)**: Made his first career start at defensive tackle...tallied seven tackles (five solo)...**vs. Seattle (10/16)**: Started at defensive tackle...notched six solo tackles and 1.0 sack...**at Kansas City (10/26)**: Started at defensive tackle...tallied three solo tackles and one forced fumble...**at San Francisco (11/2)**: Started at defensive tackle...registered one solo tackle and 1.0 sack...**vs. Denver (11/16)**: Started at defensive tackle...registered two solo tackles and 1.0 sack...**at San Diego (11/23)**: Started at defensive tackle...notched seven tackles (four solo) and 1.0 sack...**vs. Oakland (11/30)**: Started at defensive tackle...tallied five tackles (three solo) and 1.0 sack...**at Washington (12/7)**: Started at defensive tackle...notched five tackles (two solo) and 1.0 sack...**vs. Arizona (12/11)**: Recorded his 10th career start at defensive tackle...registered six tackles (two solo) and 1.0 sack...**at Seattle (12/28)**: Started at defensive tackle...posted seven tackles (four solo) and 1.0 sack...led all rookies with 9.0 sacks.

**COLLEGE**: Recipient of the Bronko Nagurski Trophy (nation's most outstanding defensive player), Chuck Bednarik (defensive player of the year), Outland Trophy (nation's best offensive or defensive interior lineman) and Rotary Lombardi Award (nation's most outstanding lineman or linebacker)...also named Athlon Sports National Defensive Player of the Year, CBSSports.com National Defensive Player of the Year and Lindy's Sports National Defensive Player of the Year...named All-American first-team by The NFL Draft Report, American Football Coaches Association, Associated Press, Athlon Sports, ESPN.com, Football Writers Association of America, Lindy's Sports, SI.com, Sporting News, USA Today and Walter Camp Football Foundation...was also the recipient of the Atlantic Coast Conference Defensive Player of the Year Award by the league's coaches, media and Athlon Sports...added All-ACC first-team honors...earned unanimous first-team All-American status, he became the first Pitt defensive player to accomplish that feat since legendary defensive end Hugh Green in 1980...started 30-of-51 games at Pittsburgh - 25 at strong-side defensive tackle and five at strong-side defensive end...recorded 181 tackles (115 solos) with 29.5 sacks for minus 200 yards, 66.0 stops for losses totaling 315 yards, 43 quarterback pressures, 11 pass deflections and six forced fumbles...ranks fourth in NCAA FBS history with his 66.0 tackles-for-loss...his 29.5 sacks and 28 solo sacks both ranked third among active players, as his lost yardage via sacks (200) placed fourth...his 66 tackles-for-loss are the most by a Panther since the NCAA began recognizing that category in 1999... in 2013, earned Player of the Week honors for his performance vs. Virginia from the Bednarik Award and Athlon Sports...received National Player of the Week from the Bednarik Award vs. Georgia Tech and was also named ACC Player of the Week for that effort...closed out the regular schedule with Lott IMPACT Player of the Week and Walter Camp National Defensive Player of the Week recognition for the Syracuse clash...in 2012, earned third-team All-American honors from The NFL Draft Report after he led the team with 5.5 sacks for minus 36 yards, 18.5 stops for losses of 78 yards and eleven quarterback pressures...in 2011, received All-Big East Conference second-team honors from the league's coaches...played in all thirteen games as a reserve defensive tackle in 2010.

**PERSONAL**: Attended Penn Hills (Pa.) High School, playing football for head coach Ron Graham...regarded as one of the most dominating defensive linemen in Western Pennsylvania Interscholastic Athletic League Class AAAA ranks...selected first team All-State Class AAAA by the Pennsylvania Sports Writers Association each of his final two seasons...The Pennsylvania Football News All-Class AAAA, Pittsburgh Post-Gazette WPIAL Class AAAA Player of the Year, Pittsburgh Post-Gazette "Fabulous 22" and Pittsburgh Tribune-Review "Terrific 25" choice compiled 63 tackles, including fifteen for loss and eleven sacks as a senior...also started at offensive guard and was a three-year starter on both sides of the ball...the Indians advanced to the WPIAL Class AAAA playoffs in each of Donald's three years as a starter...selected to play in the Big 33 Football Classic and was rated one of the country's top 25 defensive tackles by Scout.com...majored in Communications...son of Anita Goggins and Archie Donald...his brother, Archie, played linebacker at Toledo...his sister, Akita, is a dentist and graduated from Carlow College Masters program...resides in Penn Hills, Pennsylvania...participated in numerous community events, including Coach Fisher & Friends Celebrity Softball game, the 6th Annual Playground Build at Marygrove, United Way Kickoff to Charity Luncheon, St. Louis Rams Training Academy Youth Camp and the All-Community Team Ticket Program - Donald's Drop Squad.





# 25 | LANCE DUNBAR

|             |                     |
|-------------|---------------------|
| Position:   | Running Back        |
| Ht./Wt.     | 5-8/187             |
| Birth Date: | 1/25/90             |
| College:    | North Texas         |
| Hometown:   | New Orleans, La.    |
| Experience: | 6th year (1st Rams) |
| Acquired:   | FA-2017             |

Career GP/GS (Playoffs): 58/0 (0/0)



**TRANSACTIONS:** Placed on active roster (11/11/17)...placed on physically unable to perform list (7/28/17)...signed by the Rams as a free agent (3/16/17)...re-signed with Dallas (3/18/16)...re-signed with the Cowboys (4/21/15)...added to Dallas' active roster from the practice squad (10/8/12)...added to the Cowboys' practice squad (9/1/12)...released by Dallas (8/31/12)...originally entered the NFL as an undrafted free agent signed by the Dallas Cowboys (4/30/12).

**PRO:** Sixth-year running back joins the Rams after spending the first five seasons of his career with the Cowboys...has 68 receptions for 646 yards in addition to 94 rushes for 422 yards and one touchdown...also played a prominent role on special teams, returning 23 kickoffs, totaling 513 yards.

**2017 SEASON:** Appeared in four games...finished the season with 11 carries for 51 yards (4.6 avg.) and one touchdown... **Week 17 vs. San Francisco (12/31):** Saw action at running back...ran for 20 yards on six carries and scored second-career touchdown, first with the Rams...added one reception for one yard...**Week 16 at Tennessee (12/24):** Declared inactive...**Week 15 at Seattle (12/17):** Declared inactive...**Week 14 vs. Philadelphia (12/10):** Declared inactive...**Week 13 at Arizona (12/3):** Saw action at running back and on special teams...**Week 12 vs. New Orleans (11/26):** Declared inactive...**Week 11 at Minnesota (11/19)** Saw action at running back and on special teams...**Week 10 vs. Houston (11/12):** Saw action at running back and on special teams...rushed for 31 yards on five carries.

**2016 SEASON:** Played in 13 games, scored his first career rushing touchdown...**at Washington (9/18):** Caught two passes for 26 yards...**vs. Chicago (9/25):** Recorded his first career touchdown on a 1-yard rush.

**2015 SEASON:** Was limited to just four games while dealing with a knee injury...had five rushes for 67 yards and 21 receptions for 215 yards...**vs. New York Giants (9/13):** Led the team with eight receptions for 70 yards...**vs. Atlanta (9/27):** Recorded a career-high 10 catches and a career-best 100 receiving yards, leading the team in both categories.

**2014 SEASON:** Played in all 16 games as a reserve running back, playing a large on special teams, accumulating four special teams tackles...**at Seattle (10/12):** Hauled in four passes for 48 yards, with a long of 21 yards.

**2013 SEASON:** Saw action in nine games before being placed on injured reserve following Week 13...**at New York Giants (11/24):** Rushed three times for 20 yards in addition to two catches for 26 yards, with a career-long 17 yard reception...**vs. Oakland (11/28):** Set career highs with 12 rushes for a team-leading 82 yards with a long rush of 45 yards.

**2012 SEASON:** Played in 12 games after being activated from the practice squad prior to Week 5...recorded 10 special teams tackles while also seeing time as a reserve on offense...**vs. New York Giants (10/28):** Returned six kickoffs for a 143 yards, including a long of 44 yards.

**COLLEGE:** Finished his career as North Texas' all-time leading rusher...set the North Texas single-game record as a senior, rushing for 313 yards against Middle Tennessee State (12/3/11)...finished his senior season with 1,115 rushing yards and 10 rushing touchdowns...as a junior, set the school's single-season record with 1,885 all-purpose yards...his 1,553 rushing yards were eighth in the NCAA...named honorable mention All-America by *Sports Illustrated* following his sophomore season after accumulating 19 total touchdowns.

**PERSONAL:** Rushed for over 1,200 yards as a senior at Haltom High School in Haltom City, Texas...also lettered in track at Haltom High...began his high school career in at De LaSalle High School in New Orleans, where he rushed for more than 1,000 yards and eight touchdowns as a sophomore.

# LANCE DUNBAR NFL STATISTICS

## REGULAR SEASON

| Year          | Team   | Receiving   |           |            |            |           |          | Rushing    |            |            |           |          | TD |
|---------------|--------|-------------|-----------|------------|------------|-----------|----------|------------|------------|------------|-----------|----------|----|
|               |        | G/S         | No        | Yds        | Avg        | Lg        | TD       | Att        | Yds        | Avg        | Lg        |          |    |
| 2012          | Dallas | 12/0        | 6         | 33         | 5.5        | 14        | 0        | 21         | 75         | 3.6        | 18        | 0        |    |
| 2013          | Dallas | 9/0         | 7         | 59         | 8.4        | 17        | 0        | 30         | 150        | 5.0        | 45        | 0        |    |
| 2014          | Dallas | 16/0        | 18        | 217        | 12.1       | 40        | 0        | 29         | 99         | 3.4        | 14        | 0        |    |
| 2015          | Dallas | 4/0         | 21        | 215        | 10.2       | 39        | 0        | 5          | 67         | 13.4       | 45        | 0        |    |
| 2016          | Dallas | 13/0        | 16        | 122        | 7.6        | 16        | 0        | 9          | 31         | 3.4        | 10        | 1        |    |
| 2017          | RAMS   | 4/0         | 1         | 1          | 1.0        | 1         | 0        | 11         | 51         | 4.6        | 12        | 1        |    |
| <b>TOTALS</b> |        | <b>58/0</b> | <b>69</b> | <b>647</b> | <b>9.4</b> | <b>40</b> | <b>0</b> | <b>105</b> | <b>473</b> | <b>4.5</b> | <b>45</b> | <b>2</b> |    |

| Year          | Team   | Punt Returns |          |            |          | Kickoff Returns |           |            |             |           |          |
|---------------|--------|--------------|----------|------------|----------|-----------------|-----------|------------|-------------|-----------|----------|
|               |        | No           | Yds      | Avg        | Lg       | TD              | Att       | Yds        | Avg         | Lg        | TD       |
| 2012          | Dallas | 0            | 0        | 0.0        | 0        | 0               | 12        | 261        | 21.8        | 44        | 0        |
| 2013          | Dallas | 0            | 0        | 0.0        | 0        | 0               | 1         | 28         | 28.0        | 28        | 0        |
| 2014          | Dallas | 0            | 0        | 0.0        | 0        | 0               | 2         | 46         | 23.0        | 28        | 0        |
| 2015          | Dallas | 1            | 4        | 4.0        | 4        | 0               | 6         | 146        | 24.3        | 32        | 0        |
| 2016          | Dallas | 0            | 0        | 0.0        | 0        | 0               | 2         | 32         | 16.0        | 16        | 0        |
| <b>TOTALS</b> |        | <b>1</b>     | <b>4</b> | <b>4.0</b> | <b>0</b> | <b>0</b>        | <b>23</b> | <b>513</b> | <b>22.3</b> | <b>44</b> | <b>0</b> |

**ADDITIONAL CAREER STATISTICS:** Special Teams Tackles: 2014 (4), 2012 (10), TOTAL: 14.

### SINGLE GAME HIGHS

Rushing Attempts – 12, vs. Oakland (11/28/13)  
 Rushing Yards – 82, vs. Oakland (11/28/13)  
 Long– 45, twice, last at New Orleans (10/4/15)  
 Touchdowns – 1, vs. Chicago (9/25/16)

# LANCE DUNBAR GAME-BY-GAME STATISTICS

## 2017 LOS ANGELES RAMS

| Game          | W/L         | Receiving  |          |          |            |          |          |           | Rushing   |            |           |          |          | Returns  |          |          |          |          |          |          |          |          |          |
|---------------|-------------|------------|----------|----------|------------|----------|----------|-----------|-----------|------------|-----------|----------|----------|----------|----------|----------|----------|----------|----------|----------|----------|----------|----------|
|               |             | G/S        | No       | Yds      | Avg        | Lg       | TD       | Att       | Yds       | Avg        | Lg        | TD       | PR       | FC       | YDS      | LG       | TD       | KR       | YDS      | AVG      | LG       | TD       |          |
| IND 9/10      | W           |            |          |          |            |          |          |           |           |            |           |          |          |          |          |          |          |          |          |          |          |          |          |
| WAS 9/17      | L           |            |          |          |            |          |          |           |           |            |           |          |          |          |          |          |          |          |          |          |          |          |          |
| @SF 9/21      | W           |            |          |          |            |          |          |           |           |            |           |          |          |          |          |          |          |          |          |          |          |          |          |
| @DAL 10/1     | W           |            |          |          |            |          |          |           |           |            |           |          |          |          |          |          |          |          |          |          |          |          |          |
| SEA 10/8      | L           |            |          |          |            |          |          |           |           |            |           |          |          |          |          |          |          |          |          |          |          |          |          |
| @JAC 10/15    | W           |            |          |          |            |          |          |           |           |            |           |          |          |          |          |          |          |          |          |          |          |          |          |
| ARI 10/22     | W           |            |          |          |            |          |          |           |           |            |           |          |          |          |          |          |          |          |          |          |          |          |          |
| @NYG 11/5     | W           |            |          |          |            |          |          |           |           |            |           |          |          |          |          |          |          |          |          |          |          |          |          |
| HOU 11/12     | W           | 1/0        | 0        | 0        | 0.0        | 0        | 0        | 5         | 31        | 6.2        | 12        | 0        | 0        | 0        | 0        | 0        | 0        | 0        | 0        | 0        | 0        | 0        | 0        |
| @MIN 11/19    | L           | 1/0        | 0        | 0        | 0.0        | 0        | 0        | 0         | 0         | 0.0        | 0         | 0        | 0        | 0        | 0        | 0        | 0        | 0        | 0        | 0        | 0        | 0        | 0        |
| NO 11/26      | W           |            |          |          |            |          |          |           |           |            |           |          |          |          |          |          |          |          |          |          |          |          |          |
| @ARI 12/2     | W           | 1/0        | 0        | 0        | 0.0        | 0        | 0        | 0         | 0         | 0.0        | 0         | 0        | 0        | 0        | 0        | 0        | 0        | 0        | 0        | 0        | 0        | 0        | 0        |
| PHI 12/10     | L           |            |          |          |            |          |          |           |           |            |           |          |          |          |          |          |          |          |          |          |          |          |          |
| @SEA 12/17    | W           |            |          |          |            |          |          |           |           |            |           |          |          |          |          |          |          |          |          |          |          |          |          |
| @TEN 12/24    | W           |            |          |          |            |          |          |           |           |            |           |          |          |          |          |          |          |          |          |          |          |          |          |
| SF 12/3       | L           | 1/0        | 1        | 1        | 1.0        | 1        | 0        | 6         | 20        | 3.3        | 8t        | 1        | 0        | 0        | 0        | 0        | 0        | 0        | 0        | 0        | 0        | 0        | 0        |
| <b>TOTALS</b> | <b>11-5</b> | <b>4/0</b> | <b>1</b> | <b>1</b> | <b>1.0</b> | <b>1</b> | <b>0</b> | <b>11</b> | <b>51</b> | <b>4.6</b> | <b>12</b> | <b>1</b> | <b>0</b> | <b>0</b> | <b>0</b> | <b>0</b> | <b>0</b> | <b>0</b> | <b>0</b> | <b>0</b> | <b>0</b> | <b>0</b> | <b>0</b> |

## 2016 DALLAS COWBOYS

| Game          | W/L         | Receiving   |           |            |            |           |          |          | Rushing   |            |           |          |          | Returns  |          |          |          |          |           |             |           |          |          |
|---------------|-------------|-------------|-----------|------------|------------|-----------|----------|----------|-----------|------------|-----------|----------|----------|----------|----------|----------|----------|----------|-----------|-------------|-----------|----------|----------|
|               |             | G/S         | No        | Yds        | Avg        | Lg        | TD       | Att      | Yds       | Avg        | Lg        | TD       | PR       | FC       | YDS      | LG       | TD       | KR       | YDS       | AVG         | LG        | TD       |          |
| NYG 9/11      | L           | 1/0         | 1         | 16         | 16.0       | 16        | 0        | 0        | 0         | 0.0        | 0         | 0        | 0        | 0        | 0        | 0        | 0        | 0        | 0         | 0           | 0.0       | 0        | 0        |
| @WAS 9/18     | W           | 1/0         | 2         | 26         | 13.0       | 16        | 0        | 3        | 6         | 2.0        | 4         | 0        | 0        | 0        | 0        | 0        | 0        | 0        | 0         | 0           | 0.0       | 0        | 0        |
| CHI 9/25      | W           | 1/0         | 0         | 0          | 0.0        | 0         | 0        | 1        | 1         | 1.0        | 1t        | 1        | 0        | 0        | 0        | 0        | 0        | 0        | 0         | 0           | 0.0       | 0        | 0        |
| @SF 10/2      | W           | 1/0         | 2         | 14         | 7.0        | 9         | 0        | 1        | 2         | 2.0        | 2         | 0        | 0        | 0        | 0        | 0        | 0        | 0        | 0         | 0           | 0.0       | 0        | 0        |
| CIN 10/9      | W           | 0/0         |           |            |            |           |          |          |           |            |           |          |          |          |          |          |          |          |           |             |           |          |          |
| @GB 10/16     | W           | 0/0         |           |            |            |           |          |          |           |            |           |          |          |          |          |          |          |          |           |             |           |          |          |
| PHI 10/30     | W           | 0/0         |           |            |            |           |          |          |           |            |           |          |          |          |          |          |          |          |           |             |           |          |          |
| @CLE 11/6     | W           | 1/0         | 0         | 0          | 0.0        | 0         | 0        | 0        | 0         | 0.0        | 0         | 0        | 0        | 0        | 0        | 0        | 0        | 0        | 0         | 0           | 0.0       | 0        | 0        |
| @PIT 11/13    | W           | 1/0         | 0         | 0          | 0.0        | 0         | 0        | 0        | 0         | 0.0        | 0         | 0        | 0        | 0        | 0        | 0        | 0        | 0        | 0         | 0           | 0.0       | 0        | 0        |
| BAL 11/20     | W           | 1/0         | 2         | 14         | 7.0        | 8         | 0        | 1        | 2         | 2.0        | 2         | 0        | 0        | 0        | 0        | 0        | 0        | 0        | 0         | 0           | 0.0       | 0        | 0        |
| WAS 11/24     | W           | 1/0         | 1         | 1          | 1.0        | 1         | 0        | 0        | 0         | 0.0        | 0         | 0        | 0        | 0        | 0        | 0        | 0        | 0        | 0         | 0           | 0.0       | 0        | 0        |
| @MIN 12/1     | W           | 1/0         | 0         | 0          | 0.0        | 0         | 0        | 0        | 0         | 0.0        | 0         | 0        | 0        | 0        | 0        | 0        | 0        | 0        | 1         | 16          | 16.0      | 16       | 0        |
| @NYG 12/11    | L           | 1/0         | 3         | 12         | 4.0        | 4         | 0        | 0        | 0         | 0.0        | 0         | 0        | 0        | 0        | 0        | 0        | 0        | 0        | 1         | 16          | 16.0      | 16       | 0        |
| TB 12/18      | W           | 1/0         | 2         | 20         | 10.0       | 15        | 0        | 0        | 0         | 0.0        | 0         | 0        | 0        | 0        | 0        | 0        | 0        | 0        | 0         | 0           | 0.0       | 0        | 0        |
| DET 12/26     | W           | 1/0         | 0         | 0          | 0.0        | 0         | 0        | 0        | 0         | 0.0        | 0         | 0        | 0        | 0        | 0        | 0        | 0        | 0        | 0         | 0           | 0.0       | 0        | 0        |
| @PHI 1/1/17   | L           | 1/0         | 3         | 19         | 6.3        | 9         | 0        | 3        | 20        | 6.7        | 10        | 0        | 0        | 0        | 0        | 0        | 0        | 0        | 0         | 0           | 0.0       | 0        | 0        |
| <b>TOTALS</b> | <b>13-3</b> | <b>13/0</b> | <b>16</b> | <b>122</b> | <b>7.6</b> | <b>16</b> | <b>0</b> | <b>9</b> | <b>31</b> | <b>3.4</b> | <b>10</b> | <b>1</b> | <b>0</b> | <b>0</b> | <b>0</b> | <b>0</b> | <b>0</b> | <b>2</b> | <b>32</b> | <b>16.0</b> | <b>16</b> | <b>0</b> | <b>0</b> |







# 50 | SAMSON EBUKAM

**Position:** Outside Linebacker  
**Ht./Wt.:** 6-3/240  
**Birth Date:** 5/9/95  
**College:** Eastern Washington  
**Hometown:** Portland, Ore.  
**Experience:** Rookie  
**Acquired:** D4B-2017 (125th)

**Career GP/GS (Playoffs):** 16/2 (0/0)



**TRANSACTIONS:** Selected by the Rams in the fourth round (125th overall) of the 2017 NFL Draft (4/30/17).

**2017 SEASON:** Played in all 16 games and made two starts...finished the regular season with 38 tackles (18 solo), two sacks and one forced fumble...finished the regular season tied for the team lead in special teams tackles with eight...**Week 17 vs. San Francisco (12/31):** Started at outside linebacker...notched three tackles (two solo)... **Week 16 at Tennessee (12/24):** Saw action on defense and on special teams...registered one tackle on special teams...**Week 15 at Seattle (12/17):** Saw action on defense and on special teams...recorded one tackle...added two tackles on special teams...**Week 14 vs. Philadelphia (12/10):** Saw action on defense and on special teams...tallied seven tackles (three solo)...**Week 13 at Arizona (12/3):** Made his first career start at outside linebacker...notched a season-high seven tackles (three solo)...**Week 12 vs. New Orleans (11/26):** Saw action at outside linebacker...recorded two tackles (one solo), including one for loss...added 1.0 sack...**Week 11 at Minnesota (11/19):** Saw action on defense and special teams...notched two solo tackles...**Week 10 vs. Houston (11/12):** Saw action on defense and special teams...earned his first career sack on Texans QB Tom Savage and caused him to fumble...also had one solo tackle and one hit on the quarterback...**Week 9 at New York Giants (11/5):** Saw action on defense and on special teams...collected three tackles (two solo)...**Week 7 vs. Arizona (10/22):** Saw action on defense and special teams...collected one tackle...**Week 6 at Jacksonville (10/16):** Played on defense and special teams...recorded two solo tackles...**Week 5 vs. Seattle (10/8):** Played on defense and special teams...notched two special teams tackles...**Week 4 at Dallas (10/1):** Saw action of defense and special teams...registered one assisted tackle...added one special teams tackle...**Week 3 at San Francisco (9/21):** Saw action on defense and special teams...tallied three assisted tackles...**Week 2 vs. Washington (9/17):** Saw action on defense and special teams...registered one solo tackle and one quarterback hit...**Week 1 vs. Indianapolis (9/10):** Played on defense and special teams...notched four tackles (three solo) on defense...added one special teams tackle.

**COLLEGE:** Played in 53 games, started 38 as a starter...had 24 sacks in his career to rank sixth in school history...finished with 188 career tackles...one of six Eagle co-captains for the 2016 season...received second-team All-Big Sky honors in both 2014 and 2015, and first team accolades in 2016...was a second team Freshman All-America selection in 2013, in addition, to earning Big Sky All-Academic honors...his 38 career starts were the second-most among defensive players behind linebacker Miquiyah Zamora (45)...played in eight career playoff games and had 23 tackles with 4.5 sacks, an interception, a forced fumble and a fumble recovery...in his four seasons playing for Eastern, the Eagles won 41 games overall and were 28-4 in the Big Sky Conference.

**PERSONAL:** Graduated from David Douglas High School in 2013...was selected to the All-Mount Hood Conference first team as a defensive lineman and honorable mention as a tight end...was a two-way starter for the Scots, and also played fullback, as a senior in 2012...also played basketball and competed in track and field...placed second as a senior in both the javelin (school-record 205-6) and the shot put (personal-best 55-2 1/2) at the State 6A Track Championships...was third at state in the javelin as a sophomore.

## SAMSON EBUKAM NFL STATISTICS

| REGULAR SEASON STATISTICS |      |      |         |      |      |     |      |               |     |    |    |    |         |    |     |
|---------------------------|------|------|---------|------|------|-----|------|---------------|-----|----|----|----|---------|----|-----|
| Year                      | Team | G/S  | Tackles |      |      |     | Yds  | Interceptions |     |    | TD | PD | Fumbles |    | Yds |
|                           |      |      | Total   | Solo | Asst | Sk  |      | Int           | Yds | Lg |    |    | FF      | FR |     |
| 2017                      | RAMS | 16/2 | 38      | 18   | 20   | 2.0 | 21.0 | 0             | 0   | 0  | 0  | 0  | 1       | 0  | 0   |
| Total                     |      | 16/2 | 38      | 18   | 20   | 2.0 | 21.0 | 0             | 0   | 0  | 0  | 0  | 1       | 0  | 0   |


**ADDITIONAL CAREER STATISTICS:** Special Teams Tackles: 2017 (8).

# SAMSON EBUKAM GAME-BY-GAME STATISTICS

## 2017 LOS ANGELES RAMS

| Game        | W/L  | P/S  | T  | S  | A  | Sk  | Yds  | Int | Yds | Lg | TD | PD | FF | FR | Yds |
|-------------|------|------|----|----|----|-----|------|-----|-----|----|----|----|----|----|-----|
| IND 9/10    | W    | 1/0  | 4  | 1  | 3  | 0.0 | 0.0  | 0   | 0   | 0  | 0  | 0  | 0  | 0  | 0   |
| WAS 9/17    | L    | 1/0  | 1  | 1  | 0  | 0.0 | 0.0  | 0   | 0   | 0  | 0  | 0  | 0  | 0  | 0   |
| @SF 9/21    | W    | 1/0  | 3  | 0  | 3  | 0.0 | 0.0  | 0   | 0   | 0  | 0  | 0  | 0  | 0  | 0   |
| @DAL 10/1   | W    | 1/0  | 1  | 0  | 1  | 0.0 | 0.0  | 0   | 0   | 0  | 0  | 0  | 0  | 0  | 0   |
| SEA 10/8    | L    | 1/0  | 0  | 0  | 0  | 0.0 | 0.0  | 0   | 0   | 0  | 0  | 0  | 0  | 0  | 0   |
| @JAC 10/15  | W    | 1/0  | 2  | 2  | 0  | 0.0 | 0.0  | 0   | 0   | 0  | 0  | 0  | 0  | 0  | 0   |
| ARI 10/22   | W    | 1/0  | 1  | 0  | 1  | 0.0 | 0.0  | 0   | 0   | 0  | 0  | 0  | 0  | 0  | 0   |
| @NYG 11/5   | W    | 1/0  | 3  | 2  | 1  | 0.0 | 0.0  | 0   | 0   | 0  | 0  | 0  | 0  | 0  | 0   |
| HOU 11/12   | W    | 1/0  | 1  | 1  | 0  | 1.0 | 10.0 | 0   | 0   | 0  | 0  | 0  | 1  | 0  | 0   |
| @MIN 11/19  | L    | 1/0  | 2  | 2  | 0  | 0.0 | 0.0  | 0   | 0   | 0  | 0  | 0  | 0  | 0  | 0   |
| NO 11/26    | W    | 1/0  | 2  | 1  | 1  | 1.0 | 11.0 | 0   | 0   | 0  | 0  | 0  | 0  | 0  | 0   |
| @ARI 12/2   | W    | 1/0  | 7  | 3  | 4  | 0.0 | 0.0  | 0   | 0   | 0  | 0  | 0  | 0  | 0  | 0   |
| PHI 12/10   | L    | 1/0  | 7  | 3  | 4  | 0.0 | 0.0  | 0   | 0   | 0  | 0  | 0  | 0  | 0  | 0   |
| @SEA 12/17  | W    | 1/0  | 1  | 0  | 1  | 0.0 | 0.0  | 0   | 0   | 0  | 0  | 0  | 0  | 0  | 0   |
| @TEN 12/24* | W    | 1/0  | 0  | 0  | 0  | 0.0 | 0.0  | 0   | 0   | 0  | 0  | 0  | 0  | 0  | 0   |
| SF 12/31*   | L    | 1/1  | 3  | 2  | 1  | 0.0 | 0.0  | 0   | 0   | 0  | 0  | 0  | 0  | 0  | 0   |
| TOTALS      | 11-5 | 16/2 | 38 | 18 | 20 | 2.0 | 21.0 | 0   | 0   | 0  | 0  | 0  | 1  | 0  | 0   |

\*According to press box statistics



# 81 | GERALD EVERETT

**Position:** Tight End  
**Ht./Wt.:** 6-3/245  
**Birth Date:** 6/25/94  
**College:** South Alabama  
**Hometown:** Decatur, Ga.  
**Experience:** Rookie  
**Acquired:** D2-2017 (44th)

**Career GP/GS (Playoffs) 16/2 (0/0)**



**TRANSACTIONS:** Selected by the Rams in the second round (44th overall) of the 2017 NFL Draft (4/29/17).

**2017 SEASON:** Appeared in all 16 games and made two starts...finished the regular season with 16 receptions for 244 yards and two touchdowns...his 69-yard reception in Week 2 was the longest by a rookie tight end since 1992...**Week 17 vs. San Francisco (12/31):** Saw action at tight end...recorded three receptions for 16 yards...**Week 16 at Tennessee (12/24):** Saw action at tight end...**Week 15 at Seattle (12/17):** Saw action at tight end...**Week 14 vs. Philadelphia (12/10):** Saw action at tight end...registered a 6-yard reception...**Week 13 at Arizona (12/3):** Saw action at tight end...recorded two receptions for seven yards, including a 1-yard touchdown reception...**Week 12 vs. New Orleans (11/26):** Saw action at tight end...registered a 9-yard reception...**Week 11 at Minnesota (11/19):** Saw action at tight end...hauled in an 8-yard reception...**Week 10 vs. Houston (11/12):** Started at tight end...**Week 9 at New York Giants (11/5):** Saw action at tight end...reeled in a 44-yard reception...only rookie with two 40-plus yard receptions this season...**Week 7 vs. Arizona (10/22):** Saw action at tight end...**Week 6 at Jacksonville (10/16):** Saw action at tight end...scored his first career touchdown on a 4-yard reception fro QB Jared Goff...**Week 5 vs. Seattle (10/8):** Saw action at tight end...recorded an 8-yard reception...**Week 4 at Dallas (10/1):** Saw action at tight end...hauled in an 8-yard reception...**Week 3 at San Francisco (9/21):** Saw action at tight end...**Week 2 vs. Washington (9/17):** Played on offense...hauled in a 69-yard reception from QB Jared Goff...marked the second longest reception by a tight end in the NFL this season (Atlanta's TE Austin Hooper registered an 88-yard reception in Week 1)...the reception is the longest by a rookie tight end in the NFL since Tampa Bay's Tyji Armstrong had an 81-yard reception vs. the L.A. Rams (12/6/92)...he added a 24-yard reception and finished the day leading the team in receiving yards with three catches for 95 yards...**Week 1 vs. Indianapolis (9/10):** Started at tight end in his first NFL game...notched one reception for 39 yards.

**COLLEGE:** A semifinalist for the John Mackey Award presented to the top tight end in the nation following his senior season in 2016...named first-team all-Sun Belt Conference...also earned first-team all-Sun Belt honors from Phil Steele Publications...tied for the team lead with 49 receptions, and was second on the squad with 717 yards receiving and four touchdown catches...finished the year tied for third among tight ends in the country in receiving yards per game and was tied for seventh in catches per contest...ended up sixth in the league in both categories as well...had a game-high 103 yards on five catches - including a 79-yard touchdown reception on the Jaguars' second play of the second half - to help the program to its first ever victory over a nationally-ranked opponent in a 42-24 defeat of No. 19 San Diego State...followed up with a single game-best 125 yards on five receptions against SBC co-champion Arkansas State to become first player in school history to have 100-plus yards receiving in consecutive outings...tied his career-best single game receptions total with eight catches for 95 yards, including the game-winning reception to help lead the Jaguars to a 21-20 win...marked the program's first-ever victory over a Southeastern Conference opponent...as a junior in 2015, earned first-team all-Sun Belt Conference and named to the league's All-Newcomer Team after leading the Jaguars in receptions (41), receiving yards (575), touchdown catches (eight) and total touchdowns scored (12)...ended the campaign ranked sixth nationally among tight ends in receiving yards per game and tied for 11th at the position in the country in catches per contest...tied the school record for touchdown catches in a season...scored a touchdown in seven straight games, the second-longest streak in program history and the longest since moving to the NCAA Football Bowl Subdivision...attended University of Alabama-Birmingham in 2014...in his only season at UAB, caught 17 passes for 292 yards and a score while playing in all 12 games with one start...posted career high eight receptions for 93 yards against Conference USA West Division champion Louisiana Tech...from 2012-13, attended Hutchinson (Kan.) Community College.

**PERSONAL:** Only played football his senior season at Columbia High...earned all-conference honors...was a three-year letterwinner in basketball and was also a member of the Eagle track and field team...full name is Gerald Rashard Everett...an interdisciplinary studies major.

## GERALD EVERETT NFL STATISTICS

| REGULAR SEASON |      |             |           |            |             |           |          |          |           |            |           |          |
|----------------|------|-------------|-----------|------------|-------------|-----------|----------|----------|-----------|------------|-----------|----------|
| Year           | Team | G/S         | Receiving |            |             |           |          | Rushing  |           |            |           |          |
|                |      |             | No        | Yds        | Avg         | Lg        | TD       | Att      | Yds       | Avg        | Lg        | TD       |
| 2017           | RAMS | 16/2        | 16        | 244        | 15.3        | 69        | 2        | 1        | 13        | 0.0        | 13        | 0        |
| <b>TOTALS</b>  |      | <b>16/2</b> | <b>16</b> | <b>244</b> | <b>15.3</b> | <b>69</b> | <b>2</b> | <b>1</b> | <b>13</b> | <b>0.0</b> | <b>13</b> | <b>0</b> |

# GERALD EVERETT GAME-BY-GAME STATISTICS

| Game          | WL          | P/S         | Receiving |            |             |           |          | Rushing  |          |            |          |          |
|---------------|-------------|-------------|-----------|------------|-------------|-----------|----------|----------|----------|------------|----------|----------|
|               |             |             | No        | Yds        | Avg         | Lg        | TD       | Att      | Yds      | Avg        | Lg       | TD       |
| IND 9/10      | W           | 1/1         | 1         | 39         | 39.0        | 39        | 0        | 0        | 0        | 0.0        | 0        | 0        |
| WAS 9/17      | L           | 1/0         | 3         | 95         | 31.7        | 69        | 0        | 0        | 0        | 0.0        | 0        | 0        |
| @SF 9/21      | W           | 1/0         | 0         | 0          | 0.0         | 0         | 0        | 0        | 0        | 0.0        | 0        | 0        |
| @DAL 10/1     | W           | 1/0         | 1         | 8          | 8.0         | 8         | 0        | 0        | 0        | 0.0        | 0        | 0        |
| SEA 10/8      | L           | 1/0         | 1         | 8          | 8.0         | 8         | 0        | 0        | 0        | 0.0        | 0        | 0        |
| @JAC 10/15    | W           | 1/0         | 1         | 4          | 4.0         | 0         | 1        | 0        | 0        | 0.0        | 0        | 0        |
| ARI 10/22     | W           | 1/0         | 0         | 0          | 0.0         | 0         | 0        | 0        | 0        | 0.0        | 0        | 0        |
| @NYG 11/5     | W           | 1/0         | 1         | 44         | 44.0        | 44        | 0        | 1        | 13       | 13.0       | 13       | 0        |
| HOU 11/12     | W           | 1/1         | 0         | 0          | 0.0         | 0         | 0        | 0        | 0        | 0.0        | 0        | 0        |
| @MIN 11/19    | L           | 1/0         | 1         | 8          | 8.0         | 8         | 0        | 0        | 0        | 0.0        | 0        | 0        |
| NO 11/26      | W           | 1/0         | 1         | 9          | 9.0         | 9         | 0        | 0        | 0        | 0.0        | 0        | 0        |
| @ARI 12/2     | W           | 1/0         | 2         | 7          | 3.5         | 6         | 1        | 0        | 0        | 0.0        | 0        | 0        |
| PHI 12/10     | L           | 1/0         | 1         | 6          | 6.0         | 6         | 0        | 0        | 0        | 0.0        | 0        | 0        |
| @SEA 12/17    | W           | 1/0         | 0         | 0          | 0.0         | 0         | 0        | 0        | 0        | 0.0        | 0        | 0        |
| @TEN 12/24    | W           | 1/0         | 0         | 0          | 0.0         | 0         | 0        | 0        | 0        | 0.0        | 0        | 0        |
| SF 12/3       | L           | 1/0         | 3         | 16         | 5.3         | 6         | 0        | 0        | 0        | 0.0        | 0        | 0        |
| <b>TOTALS</b> | <b>11-5</b> | <b>16/2</b> | <b>16</b> | <b>244</b> | <b>15.3</b> | <b>69</b> | <b>2</b> | <b>0</b> | <b>0</b> | <b>0.0</b> | <b>0</b> | <b>0</b> |



# 5 | SAM FICKEN

**Position:** Kicker  
**Ht./Wt.:** 6-1/191  
**Birth Date:** 12/14/92  
**College:** Penn State  
**Hometown:** Valparaiso, Ind.  
**Experience:** 1st year (1st Rams)  
**Acquired:** FA-2017

**Career GP/GS (Playoffs):** 2/0 (0/0)



**TRANSACTIONS:** Signed with the Rams (12/20/17)...released by the Kansas City Chiefs (9/2/17)...signed with Kansas City (8/9/17)...released by Jacksonville (8/29/16)...signed as an undrafted free agent by Jacksonville (7/25/16).

**2017 SEASON: Week 17 vs. San Francisco (12/31):** Connected on two-of-two field goals and one-of-one PAT...**Week 16 at Tennessee (12/24):** Made his NFL debut...connected on three-of-four PATs.

**COLLEGE:** Finished his career at Penn State 54-for-72 on field goals and 109-for-112 on extra point conversions and 271 total points...ranks second in school history in field goals made (54)...set the single-season record for field goals made with 24 in 2014...as a senior, was selected as a co-captain and was a semifinalist for the Lou Graza Collegiate Placekicker Award...was a two-time Big Ten Special Teams Player of the Week...finished the season 24-for-29 on field goals and a perfect 28-for-28 on extra points...led the team in scoring for the third consecutive season...three-time Academic All-Big Ten honoree...as junior in 2013, led the Nittany Lions in scoring for the second straight season...connected on 15-of-23 field goals and 41-of-42 extra points for a total of 86 points...named honorable-mention All-Big Ten...connected on his final 15 attempts of the season, setting a school record for consecutive field goals made...hit the longest field goal by a Penn State player at home when he connected on a 54-yarder against Kent State (9/21/13)...as a sophomore in 2012, finished the season 14-for-21 on field goals and 39-for-41 on extra points...finished the season ranked second in the Big Ten in kick scoring (8.1 ppg) and third in field goals (14)...finished the season with a 37-yard game winner on Senior Day in overtime against Wisconsin (11/24/12)...as a freshman in 2011, saw action in three games...first career make was a 43-yarder on his second career attempt against Eastern Michigan (9/24/11)...was one-of-four true freshman to see game action that season.

**PERSONAL:** Attended Valparaiso High School and was named first-team Associated Press Class 5A all-state...made 13 field goals as a senior and set a Valparaiso school-record connecting on a 52-yard attempt...son of Jim and Nancy Ficken...has a brother, Drew...cousins with Robbie Hummel who was a member of the Purdue basketball team from 2007-2012 and then played for the Minnesota Timberwolves from 2013-15.

## SAM FICKEN NFL STATISTICS

| REGULAR SEASON |      |            |            |            |              |            |            |            |            |             |            |           |
|----------------|------|------------|------------|------------|--------------|------------|------------|------------|------------|-------------|------------|-----------|
| Scoring        |      |            |            |            |              |            |            |            |            |             |            |           |
| Year           | Team | GP         | FG         | FGA        | Pct          | Lg         | Blk        | XPM        | XPA        | Pct         | Blk        | Pts       |
| 2017           | RAMS | 2          | 2          | 3          | 0.0          | 23         | 0          | 4          | 5          | 80.0        | 0          | 10        |
| <b>TOTALS</b>  |      | <b>2</b>   | <b>2</b>   | <b>3</b>   | <b>0.0</b>   | <b>23</b>  | <b>0</b>   | <b>4</b>   | <b>5</b>   | <b>80.0</b> | <b>0</b>   | <b>10</b> |
| Field Goals    |      |            |            |            |              |            |            |            |            |             |            |           |
| Year           | Team | 1-19       | Pct        | 20-29      | Pct          | 30-39      | Pct        | 40-49      | Pct        | 50+         | Pct        |           |
| 2017           | RAMS | 0/0        | 0.0        | 2-2        | 100.0        | 0-1        | 0.0        | 0-0        | 0.0        | 0-0         | 0.0        |           |
| <b>TOTALS</b>  |      | <b>0/0</b> | <b>0.0</b> | <b>2-2</b> | <b>100.0</b> | <b>0-1</b> | <b>0.0</b> | <b>0-0</b> | <b>0.0</b> | <b>0-0</b>  | <b>0.0</b> |           |

## SAM FICKEN GAME-BY-GAME STATISTICS

| 2017 LOS ANGELES RAMS |            |           |            |            |            |            |            |            |            |              |
|-----------------------|------------|-----------|------------|------------|------------|------------|------------|------------|------------|--------------|
| Game                  | W/L        | Pts       | XP/XPA     | FG/FGA     | 1-19       | 20-29      | 30-39      | 40-49      | 50+        | Kick-By-Kick |
| @TEN 12/24            | W          | 3         | 3-4        | 0-1        | 0-0        | 0-0        | 0-1        | 0-0-0      |            | 36RU         |
| SF 12/31              | L          | 7         | 1-1        | 2-2        | 0-0        | 2-2        | 0-0        | 0-0        | 0-0        |              |
| <b>TOTALS</b>         | <b>1-1</b> | <b>10</b> | <b>4-5</b> | <b>2-3</b> | <b>0-0</b> | <b>2-2</b> | <b>0-1</b> | <b>0-0</b> | <b>0-0</b> |              |



# 97 | MORGAN FOX

|                    |                                |
|--------------------|--------------------------------|
| <b>Position:</b>   | <b>Defensive End</b>           |
| <b>Ht./Wt.:</b>    | <b>6-3/275</b>                 |
| <b>Birth Date:</b> | <b>9/12/94</b>                 |
| <b>College:</b>    | <b>Colorado State - Pueblo</b> |
| <b>Hometown:</b>   | <b>Colorado Springs, Colo.</b> |
| <b>Experience:</b> | <b>Rookie</b>                  |
| <b>Acquired:</b>   | <b>UDFA-2016</b>               |

**Career GP/GS (Playoffs): 20/1 (0/0)**



**TRANSACTIONS:** Signed to the club's active roster from the practice squad (12/15/16)...added to the Rams practice squad (10/13/16)...released (10/11/16)...added to the team's active roster from the practice squad (10/8/16)...signed to the practice squad (9/5/16)...released (9/3/16)...signed with the Los Angeles Rams as an undrafted free agent (5/6/16).

**2017 SEASON:** Finished the regular season with 24 tackles (15 solo), 2.5 sacks, two tackles for loss and one forced fumble...  
**Week 17 vs. San Francisco (12/31):** Saw action on defense and on special teams...recorded four tackles (three solo)...  
**Week 16 at Tennessee (12/24):** Saw action on defense and on special teams...  
**Week 15 at Seattle (12/17):** Saw action on defense and on special teams...collected two tackles and had one fumble recovery...  
**Week 14 vs. Philadelphia (12/10):** Saw action on defense and on special teams...made three tackles (two solo)...  
**Week 13 at Arizona (12/3):** Saw action on defense and special teams...  
**Week 12 vs. New Orleans (11/26):** Saw action on defense and special teams...  
**Week 11 at Minnesota (11/19):** Saw action on defense and special teams...recorded one solo tackle and one hit on te quarterback...  
**Week 10 vs. Houston (11/12):** Saw action on defense and special teams...registered one solo tackle...  
**Week 9 at New York Giants (11/5):** Saw action on defense and special teams...tallied two tackles...  
**Week 7 vs. Arizona (10/22):** Saw action on defense and on special teams...  
**Week 6 at Jacksonville (10/16):** Saw action on defense and special teams...recorded three tackles (two solo)...also had 1.0 sack, one quarterback hit and one forced fumble...  
**Week 5 vs. Seattle (10/8):** Played on defense and special teams...registered two solo tackles...  
**Week 4 at Dallas (10/1):** Saw action on defense and special teams...tallied two tackles (one solo)...  
**Week 3 at San Francisco (9/21):** Saw action on defense and special teams...notched one solo tackle for a loss, one sack and one quarterback hit...  
**Week 2 vs. Washington (9/17):** Saw action on defense and special teams...split his first career sack with OLB Robert Quinn on Redskins QB Kirk Cousins...also recorded one assisted tackle...  
**Week 1 vs. Indianapolis (9/10):** Played on defense and special teams...made two solo tackles, including one for loss...tackled Colts QB Jacoby Brissett in the end zone for a safety.

**2016 SEASON:** Played in four games in his rookie season after spending 13 of the first 14 weeks of the season on the club's practice squad...compiled six tackles (four solo) in addition to one forced fumble and one fumble recovery...  
**vs. San Francisco (12/24):** Notched a career-high three tackles (two solo)...also had one forced fumble and one fumble recovery...  
**vs. Arizona (1/1):** Tallied two tackles (one solo).

**COLLEGE:** Owns the Colorado State-Pueblo record for sacks in a season (17) and career (36)...totaled 164 career tackles (82 solo), 49.5 tackles for loss, four fumble recoveries, two forced fumbles and 11 break-ups...as a senior in 2015, named a finalist for the Cliff Harris Small College Defensive Player of the Year...honored as the runner-up for the Gene Upshaw Division II Lineman of the Year Award...First Team All-American (Coaches Association)...finished first in the nation in sacks per game with 1.42, while the 128 sack yards was first nationally...finished the season with 52 tackles (32 solo), forced and recovered a fumble and added one pass break-up...member of a Pack defense that finished third nationally in interceptions (24), third in scoring defense (15.8), 11th in rushing defense (94.6), 17th in total defense (308.8), 18th in tackles for loss (8.2) and 19th in sacks per game (3.0)...as a junior in 2013, appeared in 15 games at defensive end for the Pack...recorded 57 total tackles, 27 solo...second on the team with 12.5 sacks...his 18.5 tackles for loss was also second on the squad...as a sophomore in 2013, started in all 12 games...had 45 tackles for an average of 8.5 yards a loss, and 6.0 sacks for 41 yards...as a freshman in 2012, finished the season with 10 tackles.

**PERSONAL:** Attended Fountain-Fort Carson High School...named a first-team All-Conference selection during his senior year...also an honorable mention All-Conference selection, a first-team All-City selection and an All-State Game selection ...during his senior year, made 112 tackles, 8.0 sacks, five fumble recoveries and two forced fumbles...named the team's defensive MVP and top defensive lineman...also competed in wrestling and lacrosse...son of Joe and Helen Fox and Cathy Antoniou...has four younger siblings, Madi, Marlee, Jack Fox and Theodore Antoniou...Uncles, Oscar and Isaac Wood, competed in wrestling...majored in exercise science.

# MORGAN FOX NFL STATISTICS

## REGULAR SEASON

| Year  | Team | G/S  | Tackles |      | Asst | Sk  | Yds  | Interceptions |     |    | TD | PD | Fumbles |    | Yds |
|-------|------|------|---------|------|------|-----|------|---------------|-----|----|----|----|---------|----|-----|
|       |      |      | Total   | Solo |      |     |      | Int           | Yds | Lg |    |    | FF      | FR |     |
| 2016  | RAMS | 4/0  | 6       | 4    | 2    | 0.0 | 0.0  | 0             | 0   | 0  | 0  | 0  | 1       | 1  | 0   |
| 2017  | RAMS | 16/0 | 24      | 15   | 9    | 2.5 | 13.5 | 0             | 0   | 0  | 0  | 0  | 1       | 1  | 0   |
| Total |      | 20/0 | 30      | 19   | 11   | 2.5 | 13.5 | 0             | 0   | 0  | 0  | 0  | 2       | 2  | 0   |

**ADDITIONAL CAREER STATISTICS:** Recorded his first NFL score when he tackled Colts QB J. Brissett in the end zone (9/10/17).

# MORGAN FOX GAME-BY-GAME STATISTICS

## 2017 LOS ANGELES RAMS

| Game        | W/L  | P/S  | T  | S  | A | Sk  | Yds  | Int | Yds | Lg | TD | PD | FF | FR | Yds |
|-------------|------|------|----|----|---|-----|------|-----|-----|----|----|----|----|----|-----|
| IND 9/10    | W    | 1/0  | 2  | 2  | 0 | 0.0 | 0.0  | 0   | 0   | 0  | 0  | 0  | 0  | 0  | 0   |
| WAS 9/17    | L    | 1/0  | 1  | 0  | 1 | 0.5 | 5.5  | 0   | 0   | 0  | 0  | 0  | 0  | 0  | 0   |
| @SF 9/21    | W    | 1/0  | 1  | 1  | 0 | 1.0 | 5.0  | 0   | 0   | 0  | 0  | 0  | 0  | 0  | 0   |
| @DAL 10/1   | W    | 1/0  | 2  | 1  | 1 | 0.0 | 0.0  | 0   | 0   | 0  | 0  | 0  | 0  | 0  | 0   |
| SEA 10/8    | L    | 1/0  | 2  | 2  | 0 | 0.0 | 0.0  | 0   | 0   | 0  | 0  | 0  | 0  | 0  | 0   |
| @JAC 10/15  | W    | 1/0  | 3  | 2  | 3 | 1.0 | 3.0  | 0   | 0   | 0  | 0  | 0  | 1  | 0  | 0   |
| ARI 10/22   | W    | 1/0  | 0  | 0  | 0 | 0.0 | 0.0  | 0   | 0   | 0  | 0  | 0  | 0  | 0  | 0   |
| @NYG 11/5   | W    | 1/0  | 2  | 0  | 2 | 0.0 | 0.0  | 0   | 0   | 0  | 0  | 0  | 0  | 0  | 0   |
| HOU 11/12   | W    | 1/0  | 1  | 1  | 0 | 0.0 | 0.0  | 0   | 0   | 0  | 0  | 0  | 0  | 0  | 0   |
| @MIN 11/19  | L    | 1/0  | 1  | 1  | 0 | 0.0 | 0.0  | 0   | 0   | 0  | 0  | 0  | 0  | 0  | 0   |
| NO 11/26    | W    | 1/0  | 0  | 0  | 0 | 0.0 | 0.0  | 0   | 0   | 0  | 0  | 0  | 0  | 0  | 0   |
| @ARI 12/2   | W    | 1/0  | 3  | 2  | 1 | 0.0 | 0.0  | 0   | 0   | 0  | 0  | 0  | 0  | 0  | 0   |
| PHI 12/10   | L    | 1/0  | 0  | 0  | 0 | 0.0 | 0.0  | 0   | 0   | 0  | 0  | 0  | 0  | 0  | 0   |
| @SEA 12/17  | W    | 1/0  | 2  | 0  | 2 | 0.0 | 0.0  | 0   | 0   | 0  | 0  | 0  | 0  | 1  | 0   |
| *@TEN 12/24 | W    | 1/0  | 0  | 0  | 0 | 0.0 | 0.0  | 0   | 0   | 0  | 0  | 0  | 0  | 0  | 0   |
| *SF 12/31   | L    | 1/1  | 4  | 3  | 1 | 0.0 | 0.0  | 0   | 0   | 0  | 0  | 0  | 0  | 0  | 0   |
| TOTALS      | 11-5 | 16/1 | 24 | 15 | 9 | 2.5 | 13.5 | 0   | 0   | 0  | 0  | 1  | 1  | 1  | 0   |

\*According to press box stats

## 2016 LOS ANGELES RAMS

| Game       | W/L  | P/S | T | S | A | Sk  | Yds | Int | Yds | Lg | TD | PD | FF | FR | Yds |
|------------|------|-----|---|---|---|-----|-----|-----|-----|----|----|----|----|----|-----|
| @SF 9/12   | L    |     |   |   |   |     |     |     |     |    |    |    |    |    |     |
| SEA 9/18   | W    |     |   |   |   |     |     |     |     |    |    |    |    |    |     |
| @TB 9/25   | W    |     |   |   |   |     |     |     |     |    |    |    |    |    |     |
| @ARI 10/2  | W    |     |   |   |   |     |     |     |     |    |    |    |    |    |     |
| BUF 10/9   | L    | 1/0 | 0 | 0 | 0 | 0.0 | 0   | 0   | 0   | 0  | 0  | 0  | 0  | 0  | 0   |
| @DET 10/16 | L    |     |   |   |   |     |     |     |     |    |    |    |    |    |     |
| NYG 10/23  | L    |     |   |   |   |     |     |     |     |    |    |    |    |    |     |
| CAR 11/6   | L    |     |   |   |   |     |     |     |     |    |    |    |    |    |     |
| @NYJ 11/13 | W    |     |   |   |   |     |     |     |     |    |    |    |    |    |     |
| MIA 11/20  | L    |     |   |   |   |     |     |     |     |    |    |    |    |    |     |
| @NO 11/27  | L    |     |   |   |   |     |     |     |     |    |    |    |    |    |     |
| @NE 12/4   | L    |     |   |   |   |     |     |     |     |    |    |    |    |    |     |
| ATL 12/11  | L    |     |   |   |   |     |     |     |     |    |    |    |    |    |     |
| @SEA 12/15 | L    | 1/0 | 1 | 1 | 0 | 0.0 | 0   | 0   | 0   | 0  | 0  | 0  | 0  | 0  | 0   |
| SF 12/24   | L    | 1/0 | 3 | 2 | 1 | 0.0 | 0   | 0   | 0   | 0  | 0  | 0  | 1  | 1  | 0   |
| ARI 1/1/17 | L    | 1/0 | 2 | 1 | 1 | 0.0 | 0   | 0   | 0   | 0  | 0  | 0  | 0  | 0  | 0   |
| TOTALS     | 4-12 | 4/0 | 6 | 4 | 2 | 0.0 | 0   | 0   | 0   | 0  | 0  | 0  | 1  | 1  | 0   |





# 16 | JARED GOFF

|             |                     |
|-------------|---------------------|
| Position:   | Quarterback         |
| Ht./Wt.:    | 6-4/223             |
| Birth Date: | 10/14/1994          |
| College:    | California          |
| Hometown:   | Novato, Calif.      |
| Experience: | 2nd Year (2nd Rams) |
| Acquired:   | D1-2016 (1st)       |

Career GP/GS (Playoffs): 22/22 (0/0)



**TRANSACTIONS:** Selected by Los Angeles in the first round (1st overall) of the 2016 NFL Draft (4/28/16).

**2017 SEASON:** Started 15-of-15 games of the season...finished the regular season 296-for-477 for a completion percentage of 62.1, 3,804 passing yards, 28 touchdowns, seven interceptions and a passer rating of 100.5...**Week 17 vs. San Francisco (12/31):** Did not play...**Week 16 at Tennessee (12/24):** Completed 22-of-28 passes for 301 yards and four touchdowns for a 118.4 passer rating... passed former QB Sam Bradford (3,512) for the 10th-highest and ninth-highest (3,702) single-season passing yard output in franchise history...**Week 15 at Seattle (12/17):** Completed 14-of-21 passes for 120 yards and two touchdowns for a 93.4 passer rating...passed Jim Everett (13 in 1990) for the fifth-highest single-season passing touchdown output on the road in franchise history with 14 passing touchdowns...**Week 14 vs. Philadelphia (12/10):** Completed 16-of-26 passes for 199 yards and two touchdowns for a 110.9 passer rating...**Week 13 at Arizona (12/3):** Completed 21-of-31 passes for 220 yards and two touchdowns for a 96.2 passer rating...eclipsed 3,000 passing yards and 20 touchdowns this season, the last Rams quarterback to post those numbers was Sam Bradford (3,702 yards and 21 TDs in 2012)...his 12 passing touchdowns on the road this season is the sixth most by a Rams quarterback in a single season...**Week 12 vs. New Orleans (11/26):** Completed 28-of-43 passes for his second highest career record of 354 yards, two touchdowns, and a 96.5 passer rating...**Week 11 at Minnesota (11/19):** Completed 23-of-37 passes for 225 yards, no interceptions and a 79.2 passer rating...**Week 10 vs. Houston (11/12):** Completed 25-of-37 passes for a personal best 355 yards...no interceptions and a 125.4 passer rating...recorded a career-long 94-yard touchdown pass to WR Robert Woods...**Week 9 at New York Giants (11/5):** Completed 14-of-22 passes for 311 yards and four touchdowns for a career-high passer rating of 146.8...the ninth highest passer rating in franchise history...**Week 7 vs. Arizona (10/22):** Completed 22-of-37 passes for 235 yards, two touchdowns (one rushing)...**Week 6 at Jacksonville (10/15):** Completed 11-of-21 passes for 124 yards, one touchdown, and no interceptions for an 86.2 passer rating...**Week 5 vs. Seattle (10/8):** Completed 22-of-47 passing attempts for 288 yards...**Week 4 at Dallas (10/1):** Completed 21-of-36 passes for 255 yards, two touchdowns, and no interceptions for a 98.7 passer rating...**Week 3 at San Francisco (9/21):** Completed 22-of-28 passes for 292 yards, three touchdowns and no interceptions for a 145.8 passer rating...established a personal best in completion percentage (78.6)... **Week 2 vs. Washington (9/17):** Completed 15-of-25 passes for 224 yards and one touchdown...threw a career-long 69-yard completion to rookie TE Gerald Everett...**Week 1 vs. Indianapolis (9/10):** Completed 21-of-29 passes for 306 yards and a touchdown, for a 117.9 passer rating, while picking up his first career win as a starter.

**2016 SEASON:** Started the last seven games of the season...completed 112-of-205 passes for 1,089 yards and six touchdowns (one rushing)...**vs. Miami (11/20):** Made his NFL debut...completed 17-of-31 passes for 134 yards without an interception... carried the ball four times for 11 yards...**at New Orleans (11/27):** Completed 20-of-32- passes for 214 yards and three touchdowns...first career NFL touchdown came on a 24-yard completion to wide receiver Tavon Austin...finished with a passer rating of 100.3...**vs. Atlanta (12/11):** Tallied 235 passing yards on 24-of-41 completions...scored his first rushing touchdown of his career on a two-yard scamper.

**COLLEGE:** Started all 37 games possible during his three seasons at Cal and is the only quarterback in school history to have ever started his first game as a true freshman...holds 26 Cal records including career marks for passing yards (12,220), passing yards per game (329.7), touchdown passes (96), completions (977), passing attempts (1,569), total offense (12,086) and total plays (1,739)...second on the school's all-time list for passing efficiency (143.95) behind only Aaron Rodgers...broke Pac-12 career records with an average of 326.6 yards of total offense per game as well as three seasons of gaining 3,000 or more total yards...ranks third all-time in Pac-12 history and 26th nationally in passing yards as well as fourth in the Pac-12 and 27th nationally in passing touchdowns...set a pair of Pac-12 single-season records in his final campaign as a 2015 junior when he passed for 4,719 yards and 43 touchdowns and he was also the first Cal quarterback to earn first-team All-Pac-12 honors since Rodgers in 2004...two-time team captain as voted by his teammates in his final two campaigns as a junior and 2014 sophomore...one of six players in Pac-12 history to throw for 3,000 or more yards in three seasons and one of two to throw for 3,000 or more yards in each of his first three campaigns...had at least 268 yards passing or two touchdown passes in each of his final 14 collegiate contests...twice earned Pac-12 Offensive Player of the Week honors with both coming over the final three games of his 2015 junior season against Oregon State (11/14/2015) and Arizona State (11/28/2015)...the team's seven-win turnaround over his last two seasons from a 1-11 record in 2013 to an 8-5 mark in 2015 is tied for the second best in school history behind only the eight-win improvement from a 2-10 mark in 1946 to a 10-1 record in 1948...Cal's Most Outstanding Player in a Lockheed Martin Armed Forces Bowl victory over Air Force as a junior in the final game of his collegiate career when he set the bowl's single-game records by passing for 467 yards and six touchdowns to lead Cal to its first bowl victory since 2008.

**PERSONAL:** Attended Marin Catholic High School in Calif...passed for a combined 7,687 yards and 93 touchdowns with 18 interceptions in three varsity seasons from 2010-12, completing 477-of-767 passes (62.2 percent)..three varsity teams to one appearance in the state title game, one North Coast Section crown, three NCS playoff appearances and three MCL championships...earned All-American honors from SuperPrep as a 2012 senior...parents are Jerry and Nancy Goff...has one sibling, Lauren...father was a catcher who played Major League Baseball with Montreal (1990, 1992), Pittsburgh (1993-94) and Detroit (1995-96) following his collegiate baseball career at Cal that included All-America, All-District 8 and All-Pac-10 honors in 1986...majored in sociology.

## JARED GOFF NFL STATISTICS

### REGULAR SEASON

| Year         | Team | Passing      |            |            |             |              |            |           |           |            |               |             |
|--------------|------|--------------|------------|------------|-------------|--------------|------------|-----------|-----------|------------|---------------|-------------|
|              |      | G/S          | Att.       | Cmp        | Pct.        | Yds          | Yds/Att    | TD        | Int       | Lg         | Sk-Yds        | Rtg.        |
| 2016         | RAMS | 7/7          | 205        | 112        | 54.6        | 1,089        | 5.3        | 5         | 7         | 66         | 26-222        | 63.6        |
| 2017         | RAMS | 15/15        | 477        | 296        | 62.1        | 3,804        | 8.0        | 28        | 7         | 94t        | 25-172        | 100.5       |
| <b>Total</b> |      | <b>22/22</b> | <b>682</b> | <b>408</b> | <b>59.8</b> | <b>4,893</b> | <b>7.2</b> | <b>33</b> | <b>14</b> | <b>94t</b> | <b>51-394</b> | <b>89.4</b> |

| Year         | Team | Rushing   |           |            |           |          |
|--------------|------|-----------|-----------|------------|-----------|----------|
|              |      | Att.      | Yds.      | Avg.       | Lg        | TD       |
| 2016         | RAMS | 8         | 16        | 2.0        | 6         | 1        |
| 2017         | RAMS | 28        | 51        | 1.8        | 22        | 1        |
| <b>Total</b> |      | <b>36</b> | <b>67</b> | <b>1.9</b> | <b>22</b> | <b>2</b> |

## JARED GOFF GAME-BY-GAME STATISTICS

### 2017 LOS ANGELES RAMS

| Game       | W/L  | P/S   | Att | Cmp | Pct  | Yds   | Yds/Att | TD | Int | Lg  | Sk-Yds | Rtg   |
|------------|------|-------|-----|-----|------|-------|---------|----|-----|-----|--------|-------|
| IND 9/10   | W    | 1/1   | 29  | 21  | 72.4 | 306   | 10.60   | 1  | 0   | 39  | 1-8    | 117.9 |
| WAS 9/17   | L    | 1/1   | 25  | 15  | 60.0 | 224   | 8.96    | 1  | 1   | 69  | 2-12   | 86.1  |
| @SF 9/21   | W    | 1/1   | 28  | 22  | 78.6 | 292   | 10.43   | 3  | 0   | 47  | 0-0    | 145.8 |
| @DAL 10/1  | W    | 1/1   | 36  | 21  | 58.3 | 255   | 7.08    | 2  | 0   | 53t | 1-11   | 98.7  |
| SEA 10/8   | L    | 1/1   | 47  | 22  | 46.8 | 288   | 6.13    | 0  | 2   | 35  | 2-13   | 48.9  |
| @JAC 10/15 | W    | 1/1   | 21  | 11  | 52.4 | 124   | 5.90    | 1  | 0   | 22  | 3-17   | 86.2  |
| ARI 10/22  | W    | 1/1   | 37  | 22  | 59.5 | 235   | 6.35    | 1  | 1   | 35  | 1-7    | 75.8  |
| @NYG 11/5  | W    | 1/1   | 22  | 14  | 63.6 | 311   | 14.14   | 4  | 0   | 67t | 0-0    | 146.8 |
| HOU 11/12  | W    | 1/1   | 37  | 25  | 67.6 | 355   | 9.59    | 3  | 0   | 94t | 3-22   | 125.4 |
| @MIN 11/19 | L    | 1/1   | 37  | 23  | 62.2 | 225   | 6.08    | 0  | 0   | 23  | 2-16   | 79.2  |
| NO 11/26   | W    | 1/1   | 43  | 28  | 65.1 | 354   | 8.23    | 2  | 1   | 53  | 4-27   | 96.5  |
| @ARI 12/2  | W    | 1/1   | 31  | 21  | 67.7 | 220   | 7.10    | 2  | 1   | 33  | 1-7    | 96.2  |
| PHI 12/10  | L    | 1/1   | 26  | 16  | 61.5 | 199   | 7.65    | 2  | 0   | 64  | 2-1    | 110.9 |
| @SEA 12/17 | W    | 1/1   | 21  | 14  | 66.7 | 120   | 5.71    | 2  | 1   | 15  | 2-16   | 93.4  |
| @TEN 12/24 | W    | 1/1   | 38  | 22  | 57.9 | 301   | 7.92    | 4  | 0   | 80t | 1-15   | 118.4 |
| SF 12/31   | L    |       |     |     |      |       |         |    |     |     |        |       |
| TOTALS     | 11-5 | 15/15 | 477 | 296 | 62.1 | 3,804 | 8.0     | 28 | 7   | 94t | 25-172 | 100.5 |

### 2016 LOS ANGELES RAMS

| Game       | W/L  | P/S | Att | Cmp | Pct  | Yds   | Yds/Att | TD | Int | Lg | Sk-Yds | Rtg   |
|------------|------|-----|-----|-----|------|-------|---------|----|-----|----|--------|-------|
| @SF 9/12   | L    |     |     |     |      |       |         |    |     |    |        |       |
| SEA 9/18   | W    |     |     |     |      |       |         |    |     |    |        |       |
| @TB 9/25   | W    |     |     |     |      |       |         |    |     |    |        |       |
| @ARI 10/2  | W    |     |     |     |      |       |         |    |     |    |        |       |
| BUF 10/9   | L    |     |     |     |      |       |         |    |     |    |        |       |
| @DET 10/16 | L    |     |     |     |      |       |         |    |     |    |        |       |
| NYG 10/23  | L    |     |     |     |      |       |         |    |     |    |        |       |
| CAR 11/6   | L    |     |     |     |      |       |         |    |     |    |        |       |
| @NYJ 11/13 | W    |     |     |     |      |       |         |    |     |    |        |       |
| MIA 11/20  | L    | 1/1 | 31  | 17  | 54.8 | 134   | 4.3     | 0  | 0   | 21 | 1-9    | 65.8  |
| @NO 11/27  | L    | 1/1 | 32  | 20  | 62.5 | 214   | 6.7     | 3  | 1   | 31 | 3-36   | 100.3 |
| @NE 12/4   | L    | 1/1 | 32  | 14  | 43.8 | 161   | 5.0     | 1  | 2   | 66 | 4-35   | 43.9  |
| ATL 12/11  | L    | 1/1 | 41  | 24  | 58.5 | 235   | 5.7     | 0  | 2   | 28 | 3-27   | 54.4  |
| @SEA 12/15 | L    | 1/1 | 25  | 13  | 52.0 | 135   | 5.4     | 0  | 0   | 25 | 4-31   | 67.9  |
| SF 12/24   | L    | 1/1 | 24  | 11  | 45.8 | 90    | 3.7     | 1  | 2   | 24 | 4-12   | 35.1  |
| ARI 1/1/17 | L    | 1/1 | 20  | 13  | 65.0 | 120   | 6.0     | 0  | 0   | 0  | 0-0    | 81.3  |
| TOTALS     | 4-12 | 7/7 | 205 | 112 | 54.6 | 1,089 | 5.3     | 5  | 7   | 66 | 26-222 | 63.6  |



# 30 | TODD GURLEY II

|                    |                     |
|--------------------|---------------------|
| <b>Position:</b>   | Running Back        |
| <b>Ht./Wt.:</b>    | 6-1/227             |
| <b>Birth Date:</b> | 8/3/94              |
| <b>College:</b>    | Georgia             |
| <b>Hometown:</b>   | Tarboro, N.C.       |
| <b>Experience:</b> | 3rd year (3rd Rams) |
| <b>Acquired:</b>   | D1-2015 (10th)      |

**Career GP/GS (Playoffs):** 44/43 (0/0)



**TRANSACTIONS:** Selected by the Rams in the first round (10th overall) of the 2015 NFL Draft (4/30/15).

**PRO:** Third-year pro...earned second-career Pro Bowl honor for the his 2017 season performance...career totals include 786 carries, 3,296 rushing yards, 29 rushing touchdowns and six receiving touchdowns...has hauled in 128 career receptions for 1,303 yards...became fourth player in franchise history to earn Offensive Rookie of the Year honors (2015)...earned first Pro Bowl honors in his rookie season in 13 games he appeared in...started all 16 games his second year in 2016...named NFC Player of the Month in September 2017...the following week was named NFC Offensive Player of the Week for Week 4.



**2017 SEASON:** Finished the regular season with 1,305 rushing yards and 13 rushing touchdowns, 64 receptions for 788 receiving yards and six touchdowns...notched 2,093 scrimmage yards and 19 overall touchdowns...**Week 17 vs. San Francisco (12/31):** Declared inactive...**Week 16 at Tennessee (12/24):** Totaled 32 touches for 275 scrimmage yards, the third highest mark in franchise history in a single game...



Gurley earned NFC Offensive Player of the Month honors - September 2017

rushed 22 times for 118 yards...recorded 10 receptions for a career high 158 yards and two touchdowns including an 81-yard touchdown, the second-longest reception by a running back this season...became the third player in NFL history to have 100-plus rushing yards and 150-plus receiving yards in a single game, joining Ollie Matson (1954) and Herschel Walker (1986)...**Week 15 at Seattle (12/17):** Totaled 24 touches for 180 yards from scrimmage and four touchdowns...

rushed 21 times for a season-high 152 yards, a 7.2-yard average and three touchdowns...recorded three receptions for 28 yards and one touchdown...was the first Rams player in over a decade with four touchdowns in a single game...second player in franchise history to have 1,800-plus scrimmage yards and 15-plus touchdowns in the team's first 14 games of a season...**Week 14 vs. Philadelphia (12/10):** Rushed 13 times for a team-leading 96 yards and two touchdowns...recorded three receptions for 39 yards...totaled 16 touches for 135 yards from scrimmage...eclipsed the 1,000 yard rushing mark for a second season...**Week 13 at Arizona (12/3):** Rushed 19 times for 74 yards...recorded six receptions for 84 yards...totaled 25 touches for 158 yards...**Week 12 vs. New Orleans (11/26):** Rushed 17 times for 74 yards...recorded four receptions for 54 yards...totaled 21 touches for 128 yards... his seven 25-plus yard receptions this season currently leads the NFL at his position...**Week 11 at Minnesota (11/19):** Rushed 15 times for 37 yards and one touchdown...recorded three receptions for 19 yards...**Week 10 vs. Houston (11/12):** Rushed 11 times for 68 yards with a 6.2-yard average and a long of 34 yards...recorded six receptions for 68 yards...**Week 9 at New York Giants (11/5):** Rushed 16 times for 59 yards and two rushing touchdowns ...caught two passes for 45 yards...**Week 7 vs. Arizona (10/22):** Rushed 22 times for 106 yards and one touchdown... caught four passes for 51 yards...notched his fourth 100-plus yard rushing game of the season...**Week 6 at Jacksonville (10/15):** Tallied 116 rushing yards on 23 carries for 5.0-yard average...his third 100-plus yard rushing game this season and eighth in his career...**Week 5 vs. Seattle (10/8):** Rushed 14 times for 43 yards and caught two passes for seven yards...**Week 4 at Dallas (10/1):** Rushed 23 times for 121 yards and caught seven passes for 94 yards and one touchdown...totaled 215 yards from scrimmage on 30 touches...posted his highest total single-game output of his career...named NFC Offensive Player of the Week...**Week 3 at San Francisco (9/21):** Rushed 28 times for 113 yards and two rushing touchdowns...notched five receptions for 36 yards and one touchdown...marked first time in his career that he scored three times...has posted touchdown in three consecutive games...leads the NFL in scoring (non-kickers) with six touchdowns... **Week 2 vs. Washington (9/17):** Recorded 16 rushes for 88 yards and three receptions for 48 yards, totaling 19 touches for 136 yards...carried the ball for a 1-yard rushing touchdown and added a second touchdown on an 18-yard reception from QB Jared Goff...marked Gurley's first receiving touchdown of his career and his fourth multi-touchdown game of his career...**Week 1 vs. Indianapolis (9/10):** Rushed for a team-high 40 yards on 19 carries and scored a touchdown...had a team-high five receptions for 56 yards...had 24 total touches for 96 yards.

Gurley's 566 rushing yards are the most in a player's 1st 4 NFL starts in the Super Bowl era

Gurley is the 1st rookie in NFL history to rush for 125+ yards in 4 consecutive games



**2016 SEASON:** Carried the ball 278 times for 885 yards and six rushing touchdowns...posted a new career-high in receiving yards (327)...**at Tampa Bay (9/25):** Rushed for 85 yards on 27 carries, and found the end

zone twice...marked his third multi-touchdown game of his career...**at Arizona (10/2)**: Carried the ball 17 times for 33 yards... recorded a career long 33-yard reception...finished with five receptions ...**vs. Buffalo (10/9)**: Recorded 23 carries for 72 yards...scored his first rushing touchdown in the Coliseum, his third of the season...caught three passes for 36 yards... totaled 108 yards from scrimmage...**at Detroit (10/16)**: Carried the ball 14 times for 58 yards, a 4.1-yard average...caught four passes for 39 yards for a total of 97 yards on 18 touches...**vs. Miami (11/20)**: Rushed for 76 yards on 20 carries... scored his fourth rushing touchdown of the season on his longest run of the year (24)...**at New Orleans (11/27)**: Rushed the ball 13 times for 50 yards...recorded longest reception of the season after hauling in a 31-yard reception from QB Jared Goff...finished with four receptions for 49 yards...**vs. Atlanta (12/11)**: Totaled 16 carries for 61 yards...scored his fifth rushing touchdown of the season on a three-yard rush...caught three passes for 22 yards...**vs. San Francisco (12/26)**: Carried the ball 23 times for 67 yards...scored his sixth rushing touchdown of the season... hauled in three receptions for 20 yards.

**2015 SEASON**: Played in 13 games and started 12...earned first Pro Bowl honor... finished the season leading the team in rushes (229) and rushing yards (1,108) and 10 touchdowns...finished the season third in rushing yards in the NFL...the last Rams running back to have at least 1,000 yards was Steven Jackson (1,045) in 2012...the last Rams rookie running back to reach 1,000 was Jerome Bettis (1,429) in 1993...last time a Rams running back to have a rushing touchdown in at least five consecutive games was Marshall Faulk in Weeks 15-17 in '01 and Weeks 1-3 in '02...recorded five 100-yard rushing games...one of three rookies since 1970 with 700-plus rushing yards in first six career starts (Adrian Peterson, Eric Dickerson)...**vs. Detroit (12/13)**: Started at running back...rushed 16 times for 140 yards and two touchdowns...marked his fifth 100-plus yard rushing yard game and second multi-touchdown game...notched three rushes for 20-plus yards, including a long of 49 yards...has amassed 975 rushing yards this season on 189 attempts for a 5.2-yard average...his 975 rushing yards rank fourth in the NFL, behind Adrian Peterson (1,251), Doug Martin (1,214), and Jonathan Stewart (989)...**vs. San Francisco (11/1)**: Made his fourth start at running back...rushed 20 times for 133 yards, a 6.7-yard average...has four rushes of 45-plus yards in his first four games as a starter (48 v CLE, 52 at AZ, 55 at GB, 71 v SF)... notched a 71-yard touchdown run, the longest rushing play of the season for the Rams and the fourth longest rush of the season in the NFL...marked his fourth consecutive game with 100-plus yards, last Rams rookie running back to do so was Jerome Bettis in 1993...in his first four career starts, he has rushed for 566 yards, the most yards by any NFL player in his first four starts who began career in Super Bowl era. Previously, the record was held by Billy Sims (539)...**vs. Cleveland (10/25)**: Started at running back...scored his first NFL touchdown on a 1-yard rush...added a second touchdown on a 16-yard rush...finished the day with 19 rushes for 128 yards, including a long of 48 yards...also had four receptions for 35 yards, to put his total yards at 163...marked his third consecutive 100-yard rushing game...the last Rams rookie running back to post 100-plus yards in three consecutive games was Eric Dickerson in 1983...**at Green Bay (10/11)**: Started at running back...notched his second-consecutive 100-yard rushing game...rushed 30 times for 159 yards, a 5.3-yard average, including a long rush of 55 yards...**at Arizona (10/4)**: Made his first NFL start...led the team in rushes (19) and rushing yards (146)...marked his first 100-yard rushing game of his career...notched a long rush of 52 yards.

**COLLEGE**: Notched 18 career 100 yard rushing games at Georgia, second most in school history...also had one 200 yard rushing game...scored 44 career touchdowns (36 rushing, six receiving, two kickoffs), which ranks second in school records behind Herschel Walker (52)...second in school history with 4,322 all-purpose yards and 3,285 rushing yards, trailing Walker (5,749)... one of only four Bulldogs to have 3,000-plus yards rushing in his career...established new school record with career 6.44 average gain per rush (old mark: 6.42, Charley Trippi, 1942, 1945-46)...voted team's offensive MVP for 2014 season...named to the Paul Hornung Award Honor Roll following his performances against Vanderbilt, Tennessee and Clemson during the 2014 season...also tapped three times for Athlon Sports National Player of the Week honors...earned SEC Offensive Player of the Weeks honors six times during his collegiate career...posted a career-high 208 rushing yards on 28 carries and two touchdowns vs. Tennessee (2014)...in 2012, became the second UGA true freshman (Walker in 1980) to rush for more than 1,000 yards...set Georgia freshman running back record with 17 rushing touchdowns, which is tied for third overall at UGA...tallied nine games with at least 100 yards rushing, which ranks tied for third in school history for a season.

**PERSONAL**: Attended Tarboro High School...earned North Carolina Associated Press Player of the Year honors for 2011... NCPreps.com 2A Player of the Year for 2011...SuperPrep All-Mid-Atlantic Team...ESPN.com fourstar prospect, No. 11 ranked running back, ranked No. 10 in state of North Carolina overall...ESPNHS North Carolina Magazine First Team All State...won three consecutive 2A State Championships at Tarboro High School...rushed for 242 yards and four touchdowns in 2011 State Championship game...as a senior totaled 2,600 yards and 38 touchdowns...played running back and safety during his junior season, totaling 1,472 rushing yards and 26 touchdowns, as well as 79 tackles, an interception, and a forced fumble...ran track for Team USA in Europe during the Spring and Summer of 2011...majored in pre-business...recipient of the Jack and Joy Davis Football Scholarship all three years of his Georgia career.

**Gurley named NFL Offensive Rookie of the Month - October 2015**

- Led the NFL averaging 144.3 rushing yards per game during Oct. Rushed for 433 yards and two touchdowns in three games
- Rushed for at least 125 yards in each contest. He is the first rookie in 10 years to rush for at least 125 yards in each of his first three starts (Cadillac Williams in 2005).
- Became the third player in NFL history to rush for at least 125 yards in three of his first four games to begin a career (Billy Sims in 1980 and Williams in 2005).
- Third Rams player to be named Rookie of the Month, joining QB Sam Bradford (October and November, 2010) and Eddie Kennison (October 1996).
- He is the first Rams RB to be named NFL Offensive Rookie of the Month.

# TODD GURLEY NFL STATISTICS

## REGULAR SEASON

| Year          | Team | G/S          | Rushing    |              |            |            |           | Receiving  |              |             |            |          |
|---------------|------|--------------|------------|--------------|------------|------------|-----------|------------|--------------|-------------|------------|----------|
|               |      |              | No         | Yds          | Avg        | Lg         | TD        | Rec        | Yds          | Avg         | Lg         | TD       |
| 2015          | RAMS | 13/12        | 229        | 1,106        | 4.8        | 71t        | 10        | 21         | 188          | 9.0         | 31         | 0        |
| 2016          | RAMS | 16/16        | 278        | 885          | 3.2        | 24t        | 6         | 43         | 327          | 7.6         | 33         | 0        |
| 2017          | RAMS | 15/15        | 279        | 1,305        | 4.7        | 57t        | 13        | 64         | 788          | 12.3        | 80t        | 6        |
| <b>TOTALS</b> |      | <b>44/43</b> | <b>786</b> | <b>3,296</b> | <b>4.2</b> | <b>71t</b> | <b>29</b> | <b>128</b> | <b>1,303</b> | <b>10.2</b> | <b>80t</b> | <b>6</b> |

# TODD GURLEY GAME-BY-GAME STATISTICS

## 2017 LOS ANGELES RAMS


| Game          | W/L  | P/S   | Rushing |       |     |     |    | Receiving |                   |      |     |    |
|---------------|------|-------|---------|-------|-----|-----|----|-----------|-------------------|------|-----|----|
|               |      |       | Att     | Yds   | Avg | Lg  | TD | Rec       | Yds               | Avg  | Lg  | TD |
| IND 9/10      | W    | 1/1   | 19      | 40    | 2.1 | 12  | 1  | 5         | 58                | 11.6 | 24  | 0  |
| WAS 9/17      | L    | 1/1   | 16      | 88    | 5.5 | 18  | 1  | 3         | 48                | 16.0 | 28  | 1  |
| @SF 9/21      | W    | 1/1   | 28      | 113   | 4.0 | 29  | 2  | 5         | 36                | 7.2  | 27  | 1  |
| @DAL 10/1     | W    | 1/1   | 23      | 121   | 5.3 | 17  | 0  | 7         | 94                | 13.4 | 53t | 1  |
| SEA 10/8      | L    | 1/1   | 14      | 43    | 3.1 | 11  | 0  | 2         | 7                 | 3.5  | 6   | 0  |
| @JAC 10/15    | W    | 1/1   | 23      | 116   | 5.0 | 14  | 0  | 1         | 4                 | 4.0  | 4   | 0  |
| ARI 10/22     | W    | 1/1   | 22      | 106   | 4.8 | 18t | 1  | 4         | 48                | 12.0 | 35  | 0  |
| @NYG 11/5     | W    | 1/1   | 16      | 59    | 3.7 | 36  | 2  | 2         | 45                | 22.5 | 44  | 0  |
| HOU 11/12     | W    | 1/1   | 11      | 68    | 6.2 | 34  | 0  | 6         | 68                | 11.3 | 43  | 0  |
| @MIN 11/19    | L    | 1/1   | 15      | 37    | 2.5 | 8   | 1  | 3         | 19                | 6.3  | 11  | 0  |
| NO 11/26      | W    | 1/1   | 17      | 74    | 4.4 | 14  | 0  | 4         | 54                | 13.5 | 31  | 0  |
| @ARI 12/2     | W    | 1/1   | 19      | 74    | 3.9 | 14  | 0  | 6         | 84                | 14.0 | 33  | 0  |
| PHI 12/10     | L    | 1/1   | 13      | 96    | 7.4 | 30  | 2  | 3         | 39                | 13.0 | 20  | 0  |
| @SEA 12/17    | W    | 1/1   | 21      | 152   | 7.2 | 57t | 3  | 3         | 28                | 9.3  | 14t | 1  |
| @TEN 12/24    | W    | 1/1   | 22      | 118   | 5.4 | 34  | 0  | 10        | 158               | 15.8 | 80t | 2  |
| SF 12/31      | L    |       |         |       |     |     |    |           | Declared inactive |      |     |    |
| <b>TOTALS</b> | 11-5 | 15/15 | 279     | 1,305 | 4.7 | 57t | 13 | 64        | 788               | 12.3 | 80t | 6  |

## 2016 LOS ANGELES RAMS

| Game          | W/L  | P/S   | Receiving |     |      |    |    | Rushing |     |     |     |    |
|---------------|------|-------|-----------|-----|------|----|----|---------|-----|-----|-----|----|
|               |      |       | No        | Yds | Avg  | Lg | TD | Att     | Yds | Avg | Lg  | TD |
| @SF 9/12      | L    | 1/1   | 1         | -5  | -5.0 | -5 | 0  | 17      | 47  | 2.8 | 10  | 0  |
| SEA 9/18      | W    | 1/1   | 1         | 19  | 19.0 | 19 | 0  | 19      | 51  | 2.7 | 11  | 0  |
| @TB 9/25      | W    | 1/1   | 1         | -5  | -5.0 | -5 | 0  | 27      | 85  | 3.1 | 16  | 2  |
| @ARI 10/2     | W    | 1/1   | 5         | 49  | 9.8  | 33 | 0  | 17      | 33  | 1.7 | 5   | 0  |
| BUF 10/9      | L    | 1/1   | 3         | 36  | 12.0 | 24 | 0  | 23      | 72  | 3.1 | 16  | 1  |
| @DET 10/16    | L    | 1/1   | 4         | 39  | 9.8  | 13 | 0  | 14      | 58  | 4.1 | 15  | 0  |
| NYG 10/23     | L    | 1/1   | 6         | 35  | 5.8  | 20 | 0  | 15      | 57  | 3.8 | 8   | 0  |
| CAR 11/6      | L    | 1/1   | 4         | 26  | 6.5  | 11 | 0  | 12      | 48  | 4.0 | 18  | 0  |
| @NYJ 11/13    | W    | 1/1   | 1         | 8   | 8.0  | 8  | 0  | 21      | 64  | 3.0 | 13  | 0  |
| MIA 11/20     | L    | 1/1   | 0         | 0   | 0.0  | 0  | 0  | 20      | 76  | 3.8 | 24t | 1  |
| @NO 11/27     | L    | 1/1   | 4         | 39  | 9.8  | 31 | 0  | 13      | 50  | 3.8 | 13  | 0  |
| @NE 12/4      | L    | 1/1   | 2         | 9   | 4.5  | 7  | 0  | 11      | 38  | 3.5 | 9   | 0  |
| ATL 12/11     | L    | 1/1   | 3         | 22  | 7.3  | 12 | 0  | 16      | 61  | 3.8 | 9   | 1  |
| @SEA 12/15    | L    | 1/1   | 1         | -2  | -2.0 | -2 | 0  | 14      | 38  | 2.7 | 22  | 0  |
| SF 12/24      | L    | 1/1   | 3         | 20  | 6.7  | 9  | 0  | 23      | 67  | 2.9 | 11  | 1  |
| ARI 1/1/17    | L    | 1/1   | 4         | 37  | 9.3  | 29 | 0  | 14      | 40  | 2.9 | 8   | 0  |
| <b>TOTALS</b> | 4-12 | 16/16 | 43        | 327 | 7.6  | 33 | 0  | 278     | 885 | 3.2 | 24t | 6  |

## 2015 ST. LOUIS RAMS

| Game         | W/L | P/S   | Receiving |     |      |    |    | Rushing |                   |     |     |    |
|--------------|-----|-------|-----------|-----|------|----|----|---------|-------------------|-----|-----|----|
|              |     |       | No        | Yds | Avg  | Lg | TD | Att     | Yds               | Avg | Lg  | TD |
| SEA 9/13     | W   |       |           |     |      |    |    |         |                   |     |     |    |
| @WSH 9/20    | L   |       |           |     |      |    |    |         |                   |     |     |    |
| PIT 9/27     | L   | 1/0   | 1         | 5   | 5.0  | 5  | 0  | 6       | 9                 | 1.5 | 4   | 0  |
| @ARI 10/4    | W   | 1/1   | 2         | 15  | 7.5  | 8  | 0  | 19      | 146               | 7.7 | 52  | 0  |
| @GB 10/11    | L   | 1/1   | 0         | 0   | 0.0  | 0  | 0  | 30      | 159               | 5.3 | 55  | 0  |
| CLE 10/25    | W   | 1/1   | 4         | 35  | 8.8  | 24 | 0  | 19      | 128               | 6.7 | 48  | 2  |
| SF 11/1      | W   | 1/1   | 3         | 13  | 4.3  | 15 | 0  | 20      | 133               | 6.7 | 71t | 1  |
| @MIN 11/8    | L   | 1/1   | 3         | 20  | 6.7  | 11 | 0  | 24      | 89                | 3.7 | 16  | 1  |
| CHI 11/15    | L   | 1/1   | 3         | 44  | 14.7 | 31 | 0  | 12      | 45                | 3.8 | 9   | 1  |
| @BAL 11/22   | L   | 1/1   | 0         | 0   | 0.0  | 0  | 0  | 25      | 66                | 2.6 | 7   | 1  |
| @CIN 11/29   | L   | 1/1   | 1         | 11  | 11.0 | 11 | 0  | 9       | 19                | 2.1 | 8   | 0  |
| ARI 12/6     | L   | 1/1   | 0         | 0   | 0.0  | 0  | 0  | 9       | 41                | 4.6 | 34  | 0  |
| DET 12/13    | W   | 1/1   | 1         | 7   | 7.0  | 7  | 0  | 16      | 140               | 8.8 | 49  | 2  |
| TB 12/17     | W   | 1/1   | 2         | 31  | 15.5 | 19 | 0  | 21      | 48                | 2.3 | 9   | 1  |
| @SEA 12/27   | W   | 1/1   | 1         | 7   | 7.0  | 7  | 0  | 19      | 85                | 4.5 | 20  | 1  |
| @SF 1/3      | L   |       |           |     |      |    |    |         | Declared inactive |     |     |    |
| <b>TOTAL</b> | 7-9 | 13/12 | 21        | 188 | 9.0  | 31 | 0  | 229     | 1,108             | 4.8 | 71t | 10 |



# 54 | BRYCE HAGER

|             |                     |
|-------------|---------------------|
| Position:   | Linebacker          |
| Ht./Wt.     | 6-1/237             |
| Birth Date: | 5/4/92              |
| College:    | Baylor              |
| Hometown:   | Austin, Texas       |
| Experience: | 3rd year (3rd Rams) |
| Acquired:   | D7A-2015 (224th)    |

Career GP/GS (Playoffs): 48/1 (0/0)



**TRANSACTIONS:** Selected by the Rams in the seventh round (224th overall) of the 2015 NFL Draft (5/2/15).

**PRO:** Third-year pro... has played in every game of his NFL career...recorded 21 special teams tackles in his first 48 NFL games... a standout special teams performer.

**2017 SEASON:** Played in all 16 games...saw action at linebacker and served as a contributor on special teams...notched a career-high 11 tackles (eight solo), one sack, one pass defensed, and one forced fumble...**Week 17 vs. San Francisco (12/31):** Started at linebacker and played on special teams...notched four solo tackles... **Week 16 at Tennessee (12/24):** Saw action at linebacker and special teams...**Week 15 at Seattle (12/17):** Saw action at linebacker and special teams...recorded two solo tackles on defense...**Week 14 vs. Philadelphia (12/10):** Saw action at linebacker and special teams...**Week 13 at Arizona (12/3):** Saw action at linebacker for an injured Alec Ogletree and on special teams...recorded four tackles (one solo), one pass defensed, and his first career sack...**Week 12 vs. New Orleans (11/26):** Saw action on special teams...**Week 11 at Minnesota (11/19):** Saw action on special teams...**Week 10 vs. Houston (11/12):** Saw action at linebacker and contributed on special teams...**Week 9 at New York Giants (11/5):** Saw action at linebacker...recorded one tackle...contributed on special teams...**Week 7 vs. Arizona (10/22):** Saw action at linebacker and on special teams...**Week 6 at Jacksonville (10/15):** Saw action on special teams...**Week 5 vs. Seattle (10/8):** Saw action at linebacker and on special teams...**Week 4 at Dallas (10/1):** Saw action at linebacker and on special teams...recorded one special teams tackle...**Week 3 at San Francisco (9/21):** Saw action at linebacker and on special teams...**Week 2 vs. Washington (9/17):** Saw action at linebacker and on special teams...**Week 1 vs. Indianapolis (9/10):** Saw action at linebacker and on special teams.

**2016 SEASON:** Served as a major contributor on special teams...finished second on the team with 10 special teams tackles...**at Tampa Bay (9/25):** Saw action at linebacker, and recorded one special teams tackle...**at Arizona (10/2):** Recorded two special teams tackles...**at Detroit (10/16):** Saw action at linebacker and recorded a tackle on special teams...**vs. New York Giants (10/23):** Recorded two special teams tackles...**vs. Carolina (11/6):** Registered one special teams tackle...**at New York Jets (11/13):** Tallied one special teams tackle...**at New England (12/4):** Recorded one special teams tackle...**at Seattle (12/15):** Recorded his first pass defensed of his career...**vs. San Francisco (12/26):** Racked up his 10th special teams tackle of the season.

**2015 SEASON:** Played in 16 games...saw action on special teams and made seven tackles...**at Baltimore (11/22):** Saw action on special teams...tallied two tackles...**vs. Seattle (9/13):** Made his NFL debut...saw action on special teams and make one tackle.

**COLLEGE:** All-American linebacker and three-time All-Big 12 honoree...made 322 career tackles, 24 for loss and 26 quarterback hurries...member of winningest class in school history, in five seasons with program...part of school-record five straight bowl teams, two conference championships (2013 & 2014 Big 12 titles), two bowl wins in four seasons of play following redshirt year - 26-1 home record (40-12 overall)...started 32 of 48 career games as three-year starting linebacker and quarterback of the defense...named All-America as senior and All-Big 12 in 2012, 2013 and 2014...led Big 12 in tackles (9.5 per game) in 2012...selected second team by AP, coaches, ESPN, Athlon, Phil Steele and Waco Tribune-Herald...elected 2013 Lott IMPACT Trophy quarterfinalist...scored first career touchdown on 91-yard fumble return (second longest in BU history) in win over Buffalo...served as a redshirt freshman in 2011...was a true freshman in 2010.

**PERSONAL:** All-state linebacker/running back from Westlake High School in Austin, Texas...named first-team AP Class 5A linebacker as senior in 2009 after leading WHS to 13-3 record, DI state runner-up finish and No. 3 final ranking...named 2009 District 25-5A Defensive MVP...totaled 158 tackles, 15 tackles-for-loss, eight sacks, one interception, four quarterback pressures and seven pass breakups as senior...also credited with 13 rushing touchdowns in 2009...totaled 59 tackles and two interceptions as junior in 2008 in first season as starter on 9-5 Westlake squad...earned 2008 first-team All-District 25-5A honors at linebacker...also had 250 rushing yards and 116 receiving yards as junior...son of Britt and Bridgette Hager...born in Austin, Texas...father, Britt, is former Texas All-American and played linebacker with the Philadelphia Eagles, Denver Broncos and St. Louis Rams...graduated in December 2014 with Bachelor's degree in health, human performance and recreation studies.





# 79 | ROB HAVENSTEIN

|             |                     |
|-------------|---------------------|
| Position:   | Tackle              |
| Ht./Wt.:    | 6-8/328             |
| Birth Date: | 5/13/92             |
| College:    | Wisconsin           |
| Hometown:   | Mt. Airy, Md.       |
| Experience: | 3rd year (3rd Rams) |
| Acquired:   | D2-2015 (57th)      |

Career GP/GS (Playoffs): 43/43 (0/0)



**TRANSACTIONS:** Selected by the Rams in the second round (57th overall) of the 2015 NFL Draft (5/1/15).

**PRO:** Third-year pro...has started 43 of 43 career games in which he saw action at tackle.

**2017 SEASON:** Started 15 games at right tackle...was a part of an offensive line that allowed QB Jared Goff to post the fourth-highest passer rating (100.5) in a single season in franchise history...**Week 17 vs. San Francisco (12/31):** Did not play...**Week 16 at Tennessee (12/24):** Started at right tackle...was part of an offensive line that helped RB Todd Gurley record a career high 158 receiving yards and two touchdowns...**Week 15 at Seattle (12/17):** Started at right tackle...was part of an offensive line that helped the offense rush for a season-high 244 yards and three rushing touchdowns...**Week 14 vs. Philadelphia (12/10):** Started at right tackle...was part of an offensive unit that allowed RB Todd Gurley to eclipse the 1,000 yard rushing mark...**Week 13 at Arizona (12/3):** Started at right tackle...was part of an offensive unit that allowed QB Jared Goff to throw for 220 yards and eclipse the 3,000 yard mark this season...**Week 12 vs. New Orleans (11/26):** Started at right tackle...was apart of an offensive unit that allowed QB Jared Goff to throw for 354 yards, the second-highest single game output of his career...**Week 11 at Minnesota (11/19):** Started at right tackle...**Week 10 vs. Houston (11/12):** Started at right tackle...was a part of an offensive unit that gained 443 total net yards...**Week 9 at New York Giants (11/5):** Started at right tackle...was a part of an offensive unit that allowed no sacks for the second time this season...**Week 7 vs. Arizona (10/22):** Started at right tackle...was a part of an offensive unit that helped the offense gain 425 yards...**Week 6 at Jacksonville (10/15):** Started at right tackle... was part of an offensive unit that allowed RB Todd Gurley to rush for his third 100-plus yard game of the season...**Week 5 vs. Seattle (10/8):** Started at right tackle...**Week 4 at Dallas (10/1):** Started at right tackle...was part of an offensive unit that allowed RB Todd Gurley to rush a career high output of 121 yards...**Week 3 at San Francisco (9/21):** Started at right tackle...part of an offensive line that helped produce five touchdowns and zero sacks...**Week 2 vs. Washington (9/17):** Started at right tackle...**Week 1 vs. Indianapolis (9/10):** Started at right tackle and was part of a unit that only allowed one sack.

**2016 SEASON:** Started 15 games at right tackle...**at Tampa Bay (9/25):** Started at right tackle, and contributed to two rushing touchdowns...**at Detroit (10/16):** Started at right tackle...helped block for the offense to put up three touchdowns...**at New Orleans (11/27):** Started at right tackle...allowed time for QB Jared Goff to throw three first half touchdowns.

**2015 SEASON:** Started 13 games, missed three due to injury...earned PFWA All-Rookie honors...**vs. Tampa Bay (12/17):** Helped block for 319 net yards and three touchdowns...**vs. Detroit (12/13):** Opened up running lanes for RB Todd Gurley to rush for 140 yards and two touchdowns...**vs. San Francisco (11/1):** Part of an offensive line that did not allow a sack on QB Nick Foles...**vs. Cleveland (10/25):** Helped block for RB Todd Gurley to rush for 120-plus yards for the third consecutive week...**at Arizona (10/4):** Helped block for QB Nick Foles to throw three touchdowns...**vs. Seattle (9/13):** Started at right tackle in his NFL debut...helped block for the offense to produce 297 receiving yards.

**COLLEGE:** Played four years at Wisconsin...earned First-team All-America (AFCA), second-team All-America (FWAA, Sporting News, USA Today), first team All-Big Ten (consensus), and Big Ten Sportsmanship Award following 2014 senior season...matched school record with 54 career games played...started 42 games in his career, including 41 straight at right tackle over his final three seasons...anchored an offensive line that led the way for two of the three best single season rushing performances in school history at 283.8 yards per game in 2013 and a school-record 320.1 yards per game in 2014...Badgers also set a school record for total offense at 480.8 yards per game in 2013...blocked for three 1,000-yard rushers in Montee Ball, Melvin Gordon and James White, three of the top five rushers in school history...Badgers went 39-16 in his career, matching the second-highest win total by a UW senior class...earned Second-team All-Big Ten (coaches), All-Big Ten honorable mention (media) in 2013...redshirted in 2010.

**PERSONAL:** Ranked by ESPN/Scouts Inc. as the No. 33 offensive tackle in the country, by Scout as No. 42 and by Rivals as No. 43...top offensive tackle in Maryland (ESPN/Scouts Inc.) and ranked as 17th-best player in Maryland by Rivals...as a senior, named first-team all-state and all-area...served as team captain as a senior ... as a junior, named first-team all-state, all-metro and all-area...as a sophomore, named second-team all area...won letters in football and basketball...named to honor roll all four years and was member of National Honor Society as a senior.

**HAVENSTEIN'S Games Played Stats:** RAMS 2017 (15/15), 2016 (15/15), 2015 (13/13). **TOTALS: (43/43).**





# 6 | JOHNNY HEKKER

**Position:** Punter  
**Ht./Wt.:** 6-5/241  
**Birth Date:** 2/8/90  
**College:** Oregon State  
**Hometown:** Bothell, Wash.  
**Experience:** 6th year (6th Rams)  
**Acquired:** FA-2012

**Career GP/GS (Playoffs):** 96/0 (0/0)



**TRANSACTIONS:** Signed a two-year contract extension with the Rams (9/11/17)...re-signed with the Rams (12/5/14)...signed with the Rams as an undrafted rookie free agent (4/30/12).

**PRO:** Fifth-year pro earned All-Pro honors following 2013, 2014, 2015, 2016 and 2017 seasons...earned second Pro Bowl honor in 2015, followed by a third Pro Bowl honor in 2016...set an NFL record in 2016 with the most punts downed inside the 20-yard line (50)...in 2014, finished second in the league with 33 punts downed inside the 20...converted a two-point conversion and completed two passes on fake punts...making him 5-of-6 in his three NFL seasons...earned his first Pro Bowl appearance for his 2013 performance...became the first Rams punter since 1985 (Dale Hatcher) to be named to the Pro Bowl, also earned First-Team All-Pro honors...recorded the highest single-season net average (44.2) in NFL history...tallied most punts in Rams franchise history with 450 career punts.



Hekker earned First-Team All-Pro honors in '13 (1st), '14 (2nd), '15 (1st) & '16 (1st)

...set an NFL record in 2016 with the most punts downed inside the 20-yard line (50)...in 2014, finished second in the league with 33 punts downed inside the 20...converted a two-point conversion and completed two passes on fake punts...making him 5-of-6 in his three NFL seasons...earned his first Pro Bowl appearance for his 2013 performance...became the first Rams punter since 1985 (Dale Hatcher) to be named to the Pro Bowl, also earned First-Team All-Pro honors...recorded the highest single-season net average (44.2) in NFL history...tallied most punts in Rams franchise history with 450 career punts.

**2017 SEASON:** Punted 65 times for 3,113 yards a 47.9-yard average...tallied four touchbacks and placed 30 punts inside the 20-yard line...**Week 17 vs. San Francisco (12/31):** Punted seven times for 341 yards...a 48.7 average and 44.1 net average...placed two punts inside the 20-yard line...**Week 16 at Tennessee (12/24):** Punted four times for 200 yards...a 50.0 average and 42.0 net average...placed one punt inside the 20 yard line...**Week 15 at Seattle (12/17):** Punted five times for 213 yards...a 42.6 average and 39.0 net average...placed two punts inside the 20 yard line...**Week 14 vs. Philadelphia (12/10):** Punted five times for 282 yards...a 56.4 average and 50.2 net average...placed three punts inside the 20 yard line...had a long of 64 yards...**Week 13 at Arizona (12/3):** Punted four times for 207 yards...a 51.8-yard average and 48.8 net average...had a long of 70 yards, which is tied for the third longest punt in the NFL this season...**Week 12 vs. New Orleans (11/26):** Punted three times for 138 yards, a 46.0-yard average and 46.0-yard net average...pinned all of his attempts inside the 20 for the third time this year...**Week 11 at Minnesota (11/19):** Punted six times for 254 yards...a 42.3-yard average and 40.8-yard net average...had a long of 56 yards...**Week 10 vs. Houston (11/12):** Punted four times for 205 yards...a 51.3-yard average and 42-yard net average...completed a pass to WR Pharoh Cooper for six yards on fourth down...**Week 9 at New York Giants (11/5):** Punted two times for 75 yards...a 37.5-yard average and 37.5 net average...had a long of 38 yards...**Week 7 vs. Arizona (10/22):** Punted two times for 119 yards...a 59.5 average and 55.0 net average... had a long of 65 yards...placed two punts inside the 20-yard line...**Week 6 at Jacksonville (10/15):** Punted seven times for 322 yards...a 46.0-yard average and 43.1-yard net average...placed four punts inside the 20-yard line and had season long 67 yard punt...**Week 5 vs. Seattle (10/8):** Punted three times for 136 yards...a 45.3-yard average and 42.0-yard net average... recorded a long punt of 62 yards...**Week 4 at Dallas (10/1):** Punted two times for 108 yards, a 54-yard average and 54-yard net average...tallied a long punt of 62 yards...**Week 3 at San Francisco (9/21):** Punted two times for 113 yards, a 56.5-yard average and 52-yard net average...tallied a long punt of 64 yards... **Week 2 vs. Washington (9/17):** Punted four times for 182 yards for a 45.5-yard average and 42.3-yard net average...placed one punt inside the 20-yard line... completed a pass to rookie WR Josh Reynolds for 28 yards on fourth down... completed 8-of-13 passes in his NFL career...**Week 1 vs. Indianapolis (9/10):** Punted five times for 218 yards, averaging 43.6 yards per punt...his longest was a 47 yarder..pinned all five of his punts inside the 20.

NFC Special Teams Player of Week 10

Hekker earned NFC Special Teams Player of the Month - October 2015

- Averaged 48.3 yards per punt with a net avg. of 44.3 yards
- Eight of his 16 punts during the month traveled at least 50 yards
- Placed six punts inside the 20-yard line, including four punts that were downed at the 10-yard line or closer
- Joins Sean Landeta as the only Rams punters to win Special Teams Player of the Month.

**Most Punts Downed Inside 20-Yard Line (Season)**

1. Johnny Hekker/Rams: 50 (2016)
2. Dave Zastudil/Cardinals: 46 (2012)
3. Dustin Colquitt/Chiefs: 45 (2012)

**2016 SEASON:** Set new career-highs in punt yardage (4,680), punts inside the 20-yard line (51), net yardage (4,508), and net punt average (46.0), all leading the NFL...booted a career-long 78-yard punt, which tied for the longest punt of the season... allowed only one touchback the entire year...voted team captain by peers...**at San Francisco (9/13):** Tallied 431 yards on 10 punts, while averaging 43.1 yards a punt...netted a punt total of 42.0 per kick, downing four of them inside the 20-yard line...**vs. Seattle (9/18):** Totaled 237 yards on six punts, all downed inside the opponent's 20-yard line, for a 39.5-yard

average and net average...**at Tampa Bay (9/25)**: Punted five times for 256 yards, averaging 51.2 yards per punt...his longest was a 64-yard boot...**at Arizona (10/2)**: Recorded six punts without any touchbacks, continuing his streak of zero touchbacks this season...Hekker leads the NFL in most punts inside the 20-yard line, with 15...**vs. Buffalo (10/9)**: Punted two times for 109 yards, averaging 54.5 yards a punt, and had a net average of 55.5 yards...still has not allowed a touchback this season...**vs. New York Giants (10/23)**: Booted seven punts (six inside the 20-yard line) for 320 yards, averaging 45.7 per kick...has 40 consecutive punts without a touchback, the longest current streak in the NFL...**vs. Carolina (11/6)**: Recorded a then career-long punt of 75 yards which was the third longest punt in the NFL this season...punted five times for 243 yards for an average of 48.6-yards per kick...tallied his first touchback of the season and placed two punts inside the 20-yard line...**at New York Jets (11/13)**: Punted seven times for 362 yards, averaged 51.7 yards a kick...recorded the fourth longest punt in franchise history with a career-long 78-yard punt...the third longest punt in franchise history is 80 yards, which is shared by P Donnie Jones and Parker Hall...**vs. Miami (11/20)**: Booted eight punts (five inside the 20-yard line) for 364 yards...averaged 45.5 yards a kick...only allowed one return for one yard...placed five punts inside the 20-yard line...**at New England (12/4)**: Booted eight punts (five inside the 20-yard line), averaging 53.8 yards a kick...recorded a net average of 52.9 yards...his longest came on a 76 yard kick...**vs. Atlanta (12/11)**: Booted seven punts for 340 yards, averaging 48.6 yards a kick...placed six punts inside the 20-yard line giving him 46 for the year, tying Dave Zastudil (2012) for the NFL record...**at Seattle (12/15)**: Punted four times for 216 yards, with a 54-yard average and a 50-yard net average...registered a long 66-yard punt...**vs. San Francisco (12/26)**: Punted eight times for 368 yards, averaging 46 yards a kick...set the NFL single-season record for most punts downed inside the 20-yard line (50)...**vs. Arizona (1/1)**: Booted seven punts for 337 yards, giving him a new career-high in single season punts (98)...averaged 48.1 yards a kick and a net average of 44.4 yards...kicked his third punt of the season over 70 yards (73).

**2015 SEASON**: Punted 96 times for 4,601 yards a 47.9-yard average...tallied six touchbacks and placed a career-high 41 punts inside the 20-yard line...led the NFL rankings in net punting average (43.7) and punts downs inside the opponents' 20-yard line...**vs. Tampa Bay (12/17)**: Punted five times for 220 yards, a 44-yard average and 44-yard net average...placed three punts inside the 20-yard line...**vs. Detroit (12/13)**: Punted six times for 284 yards for a 47.3-yard average and 45.5-yard net average...placed four punts inside the 20-yard line and had a long of 61 yards...**vs. Arizona (12/6)**: Punted eight times for 436 yards, a 54.5-yard average and 48.3-yard net average...placed five punts inside the 20-yard line and had a long of 68 yards...also handled kickoff duties in addition to punting and tallied two kickoffs...**vs. Chicago (11/15)**: Punted six times for 296 yards, a 49.3-yard average, 47.8-yard net and placed three punts inside the 20-yard line...tallied a long punt of 60 yards...**vs. San Francisco (11/1)**: Tallied a long punt of 60 yards, his longest of the season...finished with eight punts for 436 yards, a 54.5-yard average and 49.8-yard net, and placed three punts inside the 20-yard line...**vs. Cleveland (10/25)**: Punted five times for 244 yards for a 48.0-yard average and 48.0-yard net...place three punts inside the 20-yard line and had a long of 56 yards...**at Green Bay (10/11)**: Completed a 20-yard pass to S Cody Davis on a fake punt conversion...marked his second-longest pass completion of his career...punted four times for 181 yards...placed one punt inside the 20-yard line and had a long of 51 yards...**4 at Arizona (10/4)**: Punted seven times for 348 yards, a 49.7-yard average and 45.1-yard net...had a long punt of 57 yards...**at Washington (9/20)**: Punted eight times for 381 yards, a 47.6-yard average and 46.1-yard net...tallied a long of 53 yards and placed four punts inside the 20-yard line.

**2014 SEASON**: Finished the season with a 46.5-yard gross average for eighth in the league and registered the fourth best single-season total in Rams history...**vs. Seattle (10/19)**: Connected with RB Benny Cunningham on an 18-yard pass in punt formation to convert a fourth-and-3 on the St. Louis 18-yard line with 2:55 left to play...marked his fifth career pass, first of the season...punted three times for 153 yards, a 44.7-yard average...**at Kansas City (10/26)**: Punted six times for 324 yards, a 54.0-yard average...tallied a long of 60 yards...**at Arizona (11/9)**: Punted seven times for 305 yards, a 43.6-yard average...**at San Diego (11/23)**: Connected with WR Stedman Bailey on an 19-yard pass in punt formation to convert a fourth-and-4...marked his sixth career pass, second of the season...punted four times for 178 yards, a 44.5-yard average...tallied a long of 57 yards...**vs. Oakland (11/30/14)**: Punted six times for 275 yards, a 45.8-yard average...tallied a long of 60 yards...**at Washington (12/7/14)**: Connected with TE Cory Harkey for a two-point conversion...punted four times for 174 yards, a 43.5-yard average...tallied a long of 61 yards...

**2013 SEASON**: Earned Pro Bowl and First-Team All-Pro honors after recording the highest single-season net average (44.2) in NFL history...finished with a 46.3-yard gross average for 10th in the league and was the fourth best single-season total in Rams history...opponents averaged just 2.6 yards per return, the best total in the NFL in 2013...also added two special teams tackles...**vs. Arizona (9/8)**: Punted three times for 147 yards...placed one inside the 20-yard line and had one touchback...only one punt was returned and it went for a 1-yard gain...**vs. San Francisco (9/26)**: Notched a career-high 11 punts for 490 yards...averaged 44.5 yards per punt and registered a long of 60 yards...placed six punts inside the 20-yard line and one touchback...**vs. Jacksonville (10/6)**: Punted seven times for 286 yards, a 40.9-yard average and 40.1-yard net...placed two punts inside the 20-yard line and tallied a long of 56 yards...**at Houston (10/13)**: Punted three times for 135 yards...placed one punt inside the 20-yard line...**at Carolina (10/20)**: Punted four times for 159 yards...**vs. Tennessee (11/3)**: Punted five times for 242 yards for a 48.4-yard average and 46.8-yard net average...he placed one punt inside the 20-yard line and had a long of 57 yards...**at Indianapolis (11/10)**: Punted five times for 242 yards, including a long of 61 yards...averaged 48.4 yards per punt, a 43.4 net average...**vs. Chicago (11/24)**: Punted two times for 97 yards...his 43.7 net average leads the NFL...**at San Francisco (12/1)**: Punted five times for 244 yards, including a long of 54 yards...registered an average of 48.8 yards, a 47.8 yard net...continues to lead the NFL in net average (44.0)...**at Arizona (12/8)**: Punted five times for 257 yards, a 51.4 yard average and 42.8-yard net average...tallied two touchbacks and a long of 64 yards...**vs. New Orleans (12/15)**: Punted four times for 167 yards, a 41.8-yard average and 41.8-yard net average...registered a long of 52 yards and placed two punts inside the 20-yard line...continues to lead the NFL in net punting average (43.8)...added one special teams tackle...**vs. Tampa Bay (12/22)**: Punted two times for 88 yards for a 44-yard average and 44-yard net average...**at Seattle (12/29)**: Punted seven times for 337 yards, a 48.1 average and 48.4 yard net average.

**2012 SEASON**: Finished his first NFL campaign with a 45.8-yard gross average and a net average of 39.9 yards per attempt...both of those numbers are the fourth best for a season in Rams history...**at Detroit (9/9)**: Punted five times for 241 yards, a

48.2-yard average and 37.6-yard net...placed one punt inside the 20-yard line and recorded a long of 57 yards...**vs. Washington (9/16):** Punted three times for 163 yards, a 54.3-yard average and 48.7-yard net, placed one inside the 20-yard line and had a long of 66 yards...**at Chicago (9/23):** Punted six times for 279 yards, a 46.5-yard average and a long of 56 yards...ranked third in the NFC in punting average with a 48.8 average in three games...**vs. Seattle (9/30):** Threw a two-yard touchdown pass to WR Danny Amendola on a fake field goal play...no Rams punter has thrown a touchdown pass since the merger...punted four times for 156 yards, a 39-yard average and 38.8-yard net...placed one inside the 20...**vs. Arizona (10/4):** Punted a season-high seven times for 398 yards, including a season-long of 68 yards...averaged 56.9 yards per punt, setting a franchise single-game record...placed three punts inside the 20-yard line...also made one special teams tackle...**at Miami (10/14):** Punted three times for 135 yards with a long of 56 yards...averaged 45 yards per punt with a 38.3 net...placed two inside the 20-yard line...**vs. Green Bay (10/21):** Punted two times for 99 yards, a 49.5-yard average and 42-yard net...tallied a long of 55 yards...**vs. New England (10/28):** Punted four times for 195 yards, a 48.8-yard average and 44.8-yard net...placed one kick inside the 20 and tallied a long of 50 yards...**at San Francisco (11/11):** Threw a 21-yard completion to S Rodney McLeod on fourth-and-four from the St. Louis 10-yard line with :49 left in the half on a fake punt...marked his second pass completion this season and McCleod's first career reception...on a second fake punt, completed a 19-yard pass to TE Lance Kendricks...the play pushed his passing totals to two-for-two for 40 yards on the day, and also marks his third completion this season...punted four times for 147 yards for a 36.8-yard average, 31-yard net and placed one inside the 20-yard line...**vs. New York Jets (11/18):** Punted five times for 251 yards, a 50.2-yard average, 44.4-yard net...placed one inside the 20-yard line and had a long of 57 yards...**at Arizona (11/25):** Punted six times for 260 yards, a 43.3-yard average and 33.5-yard net...tallied a long of 48 yards and placed one inside the 20-yard line...**vs. San Francisco (12/2):** Punted a season-high nine times for 388 yards for a 43.1-yard average and 42.4-yard net...tallied a long of 63 yards and placed three punts inside the 20-yard line...**at Buffalo (12/9):** Punted eight times for 302 yards, a 37.8-yard average and 32.3-yard net...placed two punts inside the 20-yard line and tallied a long of 50 yards...**vs. Minnesota (12/16):** Punted four times for 164 yards...placed one punt inside the 20-yard line and had a long of 55 yards...**at Tampa Bay (12/23):** Punted seven times for 335 yards, a 47.9-yard average and 46.9-yard net. Hekker placed two punts inside the 20-yard line and tallied a long of 57 yards...**at Seattle (12/30):** Punted five times for 243 yards and finished with a net average of 40.2 yards and a gross average of 48.6 yards.

**COLLEGE:** Four-year starter, finished his career as one of Oregon State's most prolific punters in history...the third-best career punt yardage average at OSU at 41.3 yards per punt...set the single-game school record with a 52.5-yard average (6-315) at Utah in 2011...earned College Football Performance Award Punter of the Week...semi-finalist for the Ray Guy Award in 2009...52 career punts of 50+ yards, including 17 as a senior in 2011 when he had six different games with at least one punt of 60+ yards...earned Pac-12 Conference honorable mention...87 career punts downed inside the 20-yard line ...named the Sun Bowl Special Teams MVP in 2008 after averaging 45 yards on 10 punts...also the holder on placekicks for three years...two-time Pac-10 All-Academic selection.

**PERSONAL:** Has a degree in general science...serves as the Rams' Ambassador for "Fuel Up To Play 60," the joint NFL-National Dairy Council Health and Wellness program for students...served as the state ambassador for Special Olympics in Illinois and Missouri...also on the board for Team Activities for Special Kids (TASK), a year-round instructional sports program that provides athletic and social opportunities to kids with special needs...serves as a Waterboys Ambassador, which supports providing clean, accessible drinking water to rural communities in East Africa.

# JOHNNY HEKKER NFL STATISTICS

## REGULAR SEASON

| Year          | Team | Punting |     | Yds    | Avg  | Opp | Ret   | Net    | TB | I20 | Lg | Blk |
|---------------|------|---------|-----|--------|------|-----|-------|--------|----|-----|----|-----|
|               |      | G       | No  |        |      | Ret | Yds   | Yds    |    |     |    |     |
| 2012          | RAMS | 16      | 82  | 3,756  | 45.8 | 41  | 402   | 3,274  | 4  | 22  | 68 | 0   |
| 2013          | RAMS | 16      | 78  | 3,609  | 46.3 | 30  | 79    | 3,450  | 4  | 19  | 64 | 0   |
| 2014          | RAMS | 16      | 80  | 3,721  | 46.5 | 28  | 192   | 3,429  | 5  | 33  | 61 | 1   |
| 2015          | RAMS | 16      | 96  | 4,601  | 47.9 | 40  | 289   | 4,192  | 6  | 41  | 68 | 0   |
| 2016          | RAMS | 16      | 98  | 4,680  | 47.8 | 35  | 152   | 4,508  | 1  | 51  | 78 | 0   |
| 2017          | RAMS | 16      | 65  | 3,113  | 47.9 | 25  | 152   | 2,881  | 4  | 30  | 70 | 0   |
| <b>TOTALS</b> |      | 96      | 499 | 23,480 | 47.1 | 199 | 1,266 | 21,734 | 24 | 196 | 78 | 1   |

| Year         | Team | Passing   |          |             |            |            |          |          |           |            |              |
|--------------|------|-----------|----------|-------------|------------|------------|----------|----------|-----------|------------|--------------|
|              |      | Att.      | Cmp      | Pct.        | Yds        | Yds/Att    | TD       | Int      | Lg        | Sk-Yds     | Rtg.         |
| 2012         | RAMS | 3         | 3        | 100.0       | 42         | 14.0       | 1        | 0        | 21        | 0-0        | 158.3        |
| 2013         | RAMS | 1         | 0        | 0.0         | 0          | 0.0        | 0        | 0        | 0         | 0-0        | 39.6         |
| 2014         | RAMS | 2         | 2        | 100.0       | 37         | 18.5       | 0        | 0        | 19        | 0-0        | 118.8        |
| 2015         | RAMS | 4         | 1        | 25.0        | 20         | 5.0        | 0        | 0        | 20        | 0-0        | 47.9         |
| 2016         | RAMS | 2         | 1        | 50.0        | 4          | 2.0        | 0        | 0        | 4         | 0-0        | 56.3         |
| 2017         | RAMS | 3         | 2        | 66.7        | 34         | 11.3       | 0        | 0        | 28        | 0-0        | 104.9        |
| <b>Total</b> |      | <b>15</b> | <b>9</b> | <b>60.0</b> | <b>137</b> | <b>9.1</b> | <b>1</b> | <b>0</b> | <b>28</b> | <b>0-0</b> | <b>112.4</b> |

**ADDITIONAL CAREER STATISTICS:** Threw one touchdown pass to WR Danny Amendola vs. Seattle (9/30/12), Connected with TE Cory Harkey for a two-point conversion...connected with RB Benny Cunningham on an 18-yard pass in punt formation to convert a fourth-and-3 on the St. Louis 18-yard line (10/19/14)...connected with WR Stedman Bailey on an 19-yard pass in punt formation to convert a fourth-and-4 (11/23/14)...connected with S Cody Davis for 20-yard reception to convert a fourth-and-2 at Green Bay (10/11/15)...connected with RB Chase Reynolds for a four-yard reception to convert a fourth-and-one vs. Arizona (1/1/17)

**Special teams tackles:** 2012 (1), 2013 (1), 2015 (1), 2017 (1).

### SINGLE GAME HIGHS

Punts – 11, vs. San Francisco (9/26/13)  
 Long – 78, at New York Jets (11/13/16)  
 Yards – 490, vs. San Francisco (9/26/13)

# JOHNNY HEKKER GAME-BY-GAME STATISTICS

## 2017 LOS ANGELES RAMS

| Game          | W/L  | No | Yds   | Avg  | Opp Ret | Opp Yds | Net Yds | Net Avg | TB | I20 | Lg | Blk |
|---------------|------|----|-------|------|---------|---------|---------|---------|----|-----|----|-----|
| IND 9/10      | W    | 5  | 218   | 43.6 | 3       | 0       | 218     | 43.6    | 0  | 5   | 47 | 0   |
| WAS 9/17      | L    | 4  | 182   | 45.5 | 2       | 13      | 169     | 42.3    | 0  | 1   | 55 | 0   |
| @SF 9/21      | W    | 2  | 113   | 56.5 | 2       | 9       | 104     | 52.0    | 0  | 0   | 64 | 0   |
| @DAL 10/1     | W    | 2  | 108   | 54.0 | 1       | 0       | 108     | 54.0    | 0  | 2   | 62 | 0   |
| SEA 10/8      | L    | 3  | 136   | 45.3 | 1       | 10      | 126     | 42.0    | 0  | 0   | 62 | 0   |
| @JAC 10/15    | W    | 7  | 322   | 46.0 | 1       | 0       | 302     | 43.1    | 1  | 4   | 67 | 0   |
| ARI 10/22     | W    | 2  | 119   | 59.5 | 1       | 9       | 110     | 55.0    | 0  | 2   | 65 | 0   |
| @NYG 11/5     | W    | 2  | 75    | 37.5 | 0       | 0       | 75      | 37.5    | 0  | 1   | 38 | 0   |
| HOU 11/12     | W    | 4  | 205   | 51.3 | 1       | 17      | 168     | 42.0    | 1  | 0   | 55 | 0   |
| @MIN 11/19    | L    | 6  | 254   | 42.3 | 1       | 9       | 245     | 40.8    | 0  | 4   | 56 | 0   |
| NO 11/26      | W    | 3  | 138   | 46.0 | 0       | 0       | 138     | 46.0    | 0  | 3   | 50 | 0   |
| @ARI 12/2     | W    | 4  | 207   | 51.8 | 2       | 12      | 195     | 48.8    | 0  | 0   | 70 | 0   |
| PHI 12/10     | L    | 5  | 282   | 56.4 | 3       | 11      | 251     | 50.2    | 1  | 3   | 64 | 0   |
| @SEA 12/17    | W    | 5  | 213   | 42.6 | 2       | 18      | 195     | 39.0    | 0  | 2   | 49 | 0   |
| @TEN 12/24    | W    | 4  | 200   | 50.0 | 2       | 12      | 168     | 42.0    | 1  | 1   | 57 | 0   |
| SF 12/31      | L    | 7  | 341   | 48.7 | 3       | 32      | 309     | 30.9    | 0  | 2   | 58 | 0   |
| <b>TOTALS</b> | 11-5 | 65 | 3,113 | 47.9 | 25      | 152     | 2,881   | 44.3    | 4  | 30  | 70 | 0   |

## 2016 LOS ANGELES RAMS

| Game          | W/L  | No | Yds   | Avg  | Opp Ret | Opp Yds | Net Yds | Net Avg | TB | I20 | Lg | Blk |
|---------------|------|----|-------|------|---------|---------|---------|---------|----|-----|----|-----|
| @SF 9/12      | L    | 10 | 431   | 43.1 | 2       | 11      | 420     | 42.0    | 0  | 4   | 54 | 0   |
| SEA 9/18      | W    | 6  | 237   | 39.5 | 0       | 0       | 237     | 39.5    | 0  | 6   | 52 | 0   |
| @TB 9/25      | W    | 5  | 256   | 51.2 | 2       | 26      | 230     | 46.0    | 0  | 2   | 64 | 0   |
| @ARI 10/2     | W    | 6  | 277   | 46.2 | 3       | 23      | 254     | 42.3    | 0  | 3   | 55 | 0   |
| BUF 10/9      | L    | 2  | 109   | 54.5 | 2       | -2      | 111     | 55.5    | 0  | 1   | 57 | 0   |
| @DET 10/16    | L    | 2  | 94    | 47.0 | 1       | 4       | 90      | 45.0    | 0  | 0   | 54 | 0   |
| NYG 10/23     | L    | 7  | 320   | 45.7 | 4       | 11      | 309     | 44.1    | 0  | 6   | 58 | 0   |
| CAR 11/6      | L    | 5  | 243   | 48.6 | 0       | 0       | 223     | 44.6    | 1  | 2   | 75 | 0   |
| @NYJ 11/13    | W    | 7  | 362   | 51.7 | 4       | 10      | 352     | 50.3    | 0  | 4   | 78 | 0   |
| MIA 11/20     | L    | 8  | 364   | 45.5 | 1       | 1       | 363     | 45.4    | 0  | 5   | 61 | 0   |
| @NO 11/27     | L    | 6  | 294   | 49.0 | 2       | 8       | 286     | 47.7    | 0  | 2   | 68 | 0   |
| @NE 12/4      | L    | 8  | 430   | 53.8 | 6       | 7       | 423     | 52.9    | 0  | 5   | 76 | 0   |
| ATL 12/11     | L    | 7  | 340   | 48.6 | 0       | 0       | 340     | 48.6    | 0  | 6   | 57 | 0   |
| @SEA 12/15    | L    | 4  | 216   | 54.0 | 2       | 16      | 200     | 50.0    | 0  | 0   | 66 | 0   |
| SF 12/24      | L    | 8  | 368   | 46.0 | 2       | 9       | 359     | 44.9    | 0  | 4   | 53 | 0   |
| ARI 1/1/17    | L    | 7  | 336   | 48.1 | 4       | 26      | 311     | 44.4    | 0  | 1   | 73 | 0   |
| <b>TOTALS</b> | 4-12 | 98 | 4,680 | 47.8 | 35      | 152     | 4,508   | 46.0    | 1  | 51  | 78 | 0   |

# JOHNNY HEKKER GAME-BY-GAME STATISTICS CONTINUED

## 2015 ST. LOUIS RAMS

| Game         | W/L        | No        | Yds          | Avg         | Opp Ret   | Opp Yds    | Net Yds      | Net Avg     | TB       | I20       | Lg        | Blk      |
|--------------|------------|-----------|--------------|-------------|-----------|------------|--------------|-------------|----------|-----------|-----------|----------|
| SEA 9/13     | W          | 3         | 142          | 47.3        | 2         | 63         | 79           | 26.3        | 0        | 0         | 55        | 0        |
| @WSH 9/20    | L          | 8         | 381          | 47.6        | 5         | 12         | 381          | 46.1        | 0        | 4         | 52        | 0        |
| PIT 9/27     | L          | 4         | 170          | 42.5        | 0         | 0          | 150          | 37.5        | 1        | 2         | 50        | 0        |
| @ARI 10/4    | W          | 7         | 348          | 49.7        | 5         | 32         | 316          | 45.1        | 0        | 2         | 57        | 0        |
| @GB 10/11    | L          | 4         | 181          | 45.3        | 2         | 9          | 152          | 38.0        | 1        | 1         | 51        | 0        |
| CLE 10/25    | W          | 5         | 244          | 48.8        | 2         | 4          | 240          | 48.0        | 0        | 3         | 56        | 0        |
| SF 11/1      | W          | 8         | 436          | 54.4        | 5         | 38         | 398          | 49.8        | 0        | 4         | 60        | 0        |
| @MIN 11/8    | L          | 8         | 372          | 46.5        | 4         | 40         | 332          | 41.5        | 0        | 2         | 63        | 0        |
| CHI 11/15    | L          | 6         | 296          | 49.3        | 3         | 9          | 287          | 47.8        | 0        | 3         | 60        | 0        |
| @BAL 11/22   | L          | 8         | 367          | 45.9        | 3         | 5          | 342          | 42.8        | 1        | 4         | 63        | 0        |
| @CIN 11/29   | L          | 5         | 225          | 45.0        | 2         | 16         | 189          | 37.8        | 1        | 1         | 56        | 0        |
| ARI 12/6     | L          | 8         | 436          | 54.5        | 3         | 30         | 386          | 48.3        | 1        | 5         | 68        | 0        |
| DET 12/13    | W          | 6         | 284          | 47.3        | 2         | 11         | 273          | 45.5        | 0        | 4         | 61        | 0        |
| TB 12/17     | W          | 5         | 220          | 44.0        | 0         | 0          | 220          | 44.0        | 0        | 3         | 49        | 0        |
| @SEA 12/27   | W          | 6         | 240          | 40.0        | 2         | 20         | 220          | 36.7        | 0        | 2         | 50        | 0        |
| @SF 1/3      | L          | 5         | 259          | 51.8        | 0         | 0          | 239          | 47.8        | 1        | 1         | 68        | 0        |
| <b>TOTAL</b> | <b>7-9</b> | <b>96</b> | <b>4,601</b> | <b>47.9</b> | <b>40</b> | <b>289</b> | <b>4,192</b> | <b>43.7</b> | <b>6</b> | <b>41</b> | <b>68</b> | <b>0</b> |

## 2014 ST. LOUIS RAMS


| Game         | W/L         | No        | Yds          | Avg         | Opp Ret   | Opp Yds    | Net Yds      | Net Avg     | TB       | I20       | Lg        | Blk      |
|--------------|-------------|-----------|--------------|-------------|-----------|------------|--------------|-------------|----------|-----------|-----------|----------|
| MIN 9/7      | L           | 6         | 279          | 46.5        | 1         | 6          | 273          | 45.5        | 0        | 2         | 57        | 0        |
| @TB 9/14     | W           | 2         | 98           | 49.0        | 1         | 0          | 98           | 49.0        | 0        | 1         | 53        | 0        |
| DAL 9/21     | L           | 1         | 24           | 24.0        | 0         | 0          | 24           | 24.0        | 0        | 1         | 24        | 0        |
| PHL 10/5     | L           | 4         | 166          | 41.5        | 1         | 23         | 143          | 28.6        | 0        | 2         | 56        | 1        |
| SF 10/13     | L           | 8         | 351          | 43.9        | 5         | 29         | 322          | 40.3        | 0        | 2         | 56        | 0        |
| SEA 10/19    | W           | 3         | 153          | 51.0        | 2         | 19         | 134          | 51.0        | 0        | 1         | 56        | 0        |
| @KC 10/26    | L           | 6         | 324          | 54.0        | 4         | 27         | 277          | 46.2        | 1        | 1         | 60        | 0        |
| @SF 11/2     | W           | 6         | 281          | 46.8        | 1         | 12         | 249          | 41.5        | 1        | 2         | 60        | 0        |
| @ARI 11/9    | L           | 7         | 305          | 43.6        | 1         | 8          | 277          | 39.6        | 1        | 2         | 57        | 0        |
| DEN 11/16    | W           | 6         | 260          | 43.3        | 1         | 0          | 260          | 43.3        | 0        | 4         | 54        | 0        |
| @SD 11/23    | L           | 4         | 178          | 44.5        | 1         | 0          | 178          | 44.5        | 0        | 2         | 57        | 0        |
| OAK 11/30    | W           | 6         | 275          | 45.8        | 2         | 4          | 251          | 41.8        | 1        | 3         | 60        | 0        |
| @WAS 12/7    | W           | 4         | 174          | 43.5        | 2         | 3          | 171          | 42.8        | 0        | 3         | 61        | 0        |
| ARI 12/11    | L           | 8         | 404          | 50.5        | 4         | 54         | 350          | 43.8        | 0        | 3         | 59        | 0        |
| NYG 12/21    | L           | 4         | 202          | 50.5        | 0         | 0          | 182          | 45.5        | 0        | 3         | 56        | 0        |
| @SEA 12/28   | L           | 5         | 247          | 49.4        | 2         | 7          | 240          | 48.0        | 1        | 1         | 55        | 0        |
| <b>TOTAL</b> | <b>6-10</b> | <b>80</b> | <b>3,721</b> | <b>46.5</b> | <b>28</b> | <b>192</b> | <b>3,429</b> | <b>42.3</b> | <b>5</b> | <b>33</b> | <b>61</b> | <b>1</b> |

## 2013 ST. LOUIS RAMS

| Game         | W/L        | No        | Yds          | Avg         | Opp Ret   | Opp Yds   | Net Yds      | Net Avg     | TB       | I20       | Lg        | Blk      |
|--------------|------------|-----------|--------------|-------------|-----------|-----------|--------------|-------------|----------|-----------|-----------|----------|
| ARI 9/8      | W          | 3         | 147          | 49.0        | 1         | 1         | 126          | 42.0        | 1        | 1         | 55        | 0        |
| @ATL 9/15    | L          | 6         | 298          | 49.7        | 2         | 4         | 294          | 49.0        | 0        | 0         | 63        | 0        |
| @DAL 9/22    | L          | 5         | 238          | 47.6        | 4         | 16        | 222          | 44.4        | 0        | 0         | 57        | 0        |
| SF 9/26      | L          | 11        | 490          | 44.5        | 1         | 0         | 470          | 42.7        | 1        | 6         | 60        | 0        |
| JAC 10/6     | W          | 7         | 286          | 40.9        | 4         | 5         | 281          | 40.1        | 0        | 2         | 56        | 0        |
| @HOU 10/13   | W          | 3         | 135          | 45.0        | 2         | 6         | 129          | 43.0        | 0        | 1         | 47        | 0        |
| @CAR 10/20   | L          | 4         | 159          | 39.8        | 1         | -1        | 160          | 40.0        | 0        | 0         | 52        | 0        |
| SEA 10/28    | L          | 4         | 182          | 45.5        | 3         | 9         | 173          | 43.3        | 0        | 2         | 55        | 0        |
| TEN 11/3     | L          | 5         | 242          | 48.4        | 2         | 8         | 234          | 46.8        | 0        | 1         | 57        | 0        |
| @IND 11/10   | W          | 5         | 242          | 48.4        | 3         | 25        | 217          | 43.4        | 0        | 1         | 61        | 0        |
| CHI 11/24    | W          | 2         | 97           | 48.5        | 1         | 0         | 97           | 48.5        | 0        | 0         | 51        | 0        |
| @SF 12/1     | L          | 5         | 244          | 48.8        | 2         | 5         | 239          | 47.8        | 0        | 1         | 54        | 0        |
| @ARI 12/8    | L          | 5         | 257          | 51.4        | 2         | 3         | 214          | 42.8        | 2        | 0         | 64        | 0        |
| NO 12/15     | W          | 4         | 167          | 41.8        | 0         | 0         | 167          | 41.8        | 0        | 2         | 52        | 0        |
| TB 12/22     | W          | 2         | 88           | 44.0        | 0         | 0         | 88           | 44.0        | 0        | 1         | 46        | 0        |
| @SEA 12/29   | L          | 7         | 337          | 48.1        | 2         | -2        | 339          | 48.4        | 0        | 1         | 58        | 0        |
| <b>TOTAL</b> | <b>7-9</b> | <b>78</b> | <b>3,609</b> | <b>46.3</b> | <b>30</b> | <b>79</b> | <b>3,450</b> | <b>44.2</b> | <b>4</b> | <b>19</b> | <b>64</b> | <b>0</b> |

## 2012 ST. LOUIS RAMS

| Game         | W/L          | No        | Yds         | Avg         | Opp Ret   | Opp Yds    | Net Yds     | Net Avg     | TB       | I20       | Lg        | Blk      |
|--------------|--------------|-----------|-------------|-------------|-----------|------------|-------------|-------------|----------|-----------|-----------|----------|
| @DET 9/9     | L            | 5         | 241         | 48.2        | 5         | 53         | 188         | 37.6        | 0        | 1         | 57        | 0        |
| WAS 9/16     | W            | 3         | 163         | 54.3        | 1         | -3         | 146         | 48.7        | 1        | 1         | 66        | 0        |
| @CHI 9/23    | L            | 6         | 279         | 46.5        | 3         | 39         | 220         | 36.7        | 1        | 1         | 56        | 0        |
| SEA 9/30     | W            | 4         | 156         | 39.0        | 2         | 1          | 155         | 38.8        | 0        | 1         | 48        | 0        |
| ARI 10/4     | W            | 7         | 398         | 56.9        | 5         | 76         | 322         | 46.0        | 0        | 3         | 68        | 0        |
| @MIA 10/14   | L            | 3         | 135         | 45.0        | 0         | 0          | 115         | 38.3        | 1        | 2         | 56        | 0        |
| GB 10/21     | L            | 2         | 99          | 49.5        | 1         | 15         | 84          | 42.0        | 0        | 1         | 55        | 0        |
| NE 10/28     | L            | 4         | 195         | 48.8        | 3         | 16         | 179         | 44.8        | 0        | 1         | 50        | 0        |
| @SF 11/11    | T            | 4         | 147         | 36.8        | 2         | 23         | 124         | 31.0        | 0        | 1         | 45        | 0        |
| NYJ 11/18    | I            | 5         | 251         | 50.2        | 3         | 29         | 222         | 44.4        | 0        | 1         | 57        | 0        |
| @ARI 11/25   | W            | 6         | 260         | 43.3        | 4         | 59         | 201         | 33.5        | 0        | 1         | 48        | 0        |
| SF 12/2      | W            | 9         | 388         | 43.1        | 2         | 6          | 382         | 42.4        | 0        | 3         | 63        | 0        |
| @BUF 12/9    | W            | 8         | 302         | 37.8        | 4         | 44         | 258         | 32.3        | 0        | 2         | 50        | 0        |
| MIN 12/16    | L            | 4         | 164         | 41.0        | 1         | 15         | 149         | 37.3        | 0        | 1         | 55        | 0        |
| @TB 12/23    | W            | 7         | 335         | 47.9        | 3         | 7          | 328         | 46.9        | 0        | 2         | 57        | 0        |
| @SEA 12/30   | L            | 5         | 243         | 48.6        | 2         | 22         | 201         | 40.2        | 1        | 0         | 57        | 0        |
| <b>TOTAL</b> | <b>7-8-1</b> | <b>82</b> | <b>3756</b> | <b>45.8</b> | <b>41</b> | <b>402</b> | <b>3274</b> | <b>39.9</b> | <b>4</b> | <b>22</b> | <b>68</b> | <b>0</b> |



# 89 | TYLER HIGBEE

**Position:** Tight End  
**Ht./Wt.:** 6-6/257  
**Birth Date:** 1/1/93  
**College:** Western Kentucky  
**Hometown:** Clearwater, Fla.  
**Experience:** 2nd year (2nd Rams)  
**Acquired:** D4A-2016 (110th)  
**Career GP/GS (Playoffs):** 32/23 (0/0)



**TRANSACTIONS:** Selected in the fourth round of the 2016 draft (110th overall) on 4/30/16.

**2017 SEASON:** Tallied a new career-high 25 receptions for 295 yards and one touchdown...**Week 17 vs. San Francisco (12/31):** Started at tight end...**Week 16 at Tennessee (12/24):** Started at tight end...recorded two catches for 15 yards...**Week 15 at Seattle (12/17):** Started at tight end...recorded one catch for 12 yards...**Week 14 vs. Philadelphia (12/10):** Started at tight end...**Week 13 at Arizona (12/3):** Started at tight end...recorded one catch for six yards...**Week 12 vs. New Orleans (11/26):** Started at tight end...recorded three catches for 48 yards...**Week 11 at Minnesota (11/19):** Started at tight end...recorded one catch for five yards...**Week 10 vs. Houston (11/12):** Started at tight end...recorded two catches for 22 yards...**Week 9 at New York Giants (11/5):** Started at tight end...recorded one catch for 8 yards and his first touchdown of the season...**Week 7 vs. Arizona (10/22):** Started at tight end...recorded three catches for 13 yards...**Week 6 at Jacksonville (10/15):** Started at tight end...recorded one reception...**Week 5 vs. Seattle (10/8):** Started at tight end...led the team in receiving yards with a new personal high of 98 yards on four catches...**Week 4 at Dallas (10/1):** Started at tight end...recorded three receptions for 47 yards...**Week 3 at San Francisco (9/21):** Started at tight end...recorded one reception for four yards...**Week 2 vs. Washington (9/17):** Started at tight end...**Week 1 vs. Indianapolis (9/10):** Started at tight end...hauled in two receptions for 17 yards.

**2016 SEASON:** Started in six-of-16 games in his rookie campaign...hauled in 11 receptions for 85 yards and scored his first career touchdown...**at San Francisco (9/13):** In his first career NFL game, recorded one reception...**at Tampa Bay (9/25):** Made first career NFL start at tight end...saw significant action on special teams...**at Arizona (10/2):** Saw action at tight end and recorded one reception...**vs. New York Giants (10/23):** Recorded one catch for a four-yard gain...**vs. Carolina (11/6):** Made second career start at tight end...recorded a career-long 31-yard reception...**at New England (12/4):** Recorded two catches for 16 yards...**vs. Atlanta (12/11):** Caught one pass for eight yards...**at Seattle (12/15):** Hauled in a 15-yard reception...**vs. San Francisco (12/26):** Recorded two receptions for five yards...scored his first career touchdown on a two-yard pass from QB Jared Goff.

**COLLEGE:** Played in 38 games with 15 starts...earned a midseason addition to the Biletnikoff Watch List in 2015...racked up a pair of 100-yard receiving games and four touchdowns through the first four games of the year and caught at least one touchdown in six of his nine games, including two, two-touchdowns game...named the John Mackey Award Tight End of the Week following the season opener at Vanderbilt when he caught four passes for 102 yards...as a junior in 2014, he tallied 230 yards on 15 receptions, including four touchdowns...notched a breakout performance at No. 19 Marshall when came up with three-touchdowns on six passes for 99 yards, to earn CFPA honorable mention National Tight End of the Week honors...he was also one of only three tight ends last season to catch at least three touchdowns in a game, joined by FIU's Jonnu Smith and Minnesota's Maxx Williams...became one of just four players in WKU history to catch at least three touchdowns in a single game and the first since 1978...in 2013, saw time in seven games and three starts after converting over from wide receiver...finished the year with 13 catches for 169 yards and a touchdown...redshirted in 2012...as a true freshman in 2011, he played in 11 games...finished the regular season with a pair of catches for 92 yards...tallied his first career catch on a 63-yard touchdown grab.

**PERSONAL:** Named team MVP and team captain for his senior season at East Lake High School. He reeled in 42 receptions as a tight end, leading the county in receptions, to total over 540 receiving yards and eight touchdowns in his final season. He finished his career with over 1,100 yards receiving and 18 touchdowns. Higbee earned first-team All-County honors as well as being a Pinellas County All-Star his senior year. He was rated as a two-star recruit by Rivals.com after lettering all four years in football. He also earned a pair of letters on the baseball diamond at the varsity level.

## TYLER HIGBEE NFL STATISTICS

| REGULAR SEASON |      |              |           |            |             |           |          |
|----------------|------|--------------|-----------|------------|-------------|-----------|----------|
| Year           | Team | G/S          | Receiving |            |             |           |          |
|                |      |              | No        | Yds        | Avg         | Lg        | TD       |
| 2016           | RAMS | 16/7         | 11        | 85         | 7.7         | 31        | 1        |
| 2017           | RAMS | 16/16        | 25        | 295        | 11.8        | 38        | 1        |
| <b>TOTAL</b>   |      | <b>32/23</b> | <b>36</b> | <b>380</b> | <b>10.6</b> | <b>38</b> | <b>2</b> |

# TYLER HIGBEE GAME-BY-GAME STATISTICS

| 2017 LOS ANGELES RAMS |      |           |    |     |      |         |    |     |     |     |    |    |
|-----------------------|------|-----------|----|-----|------|---------|----|-----|-----|-----|----|----|
| Game                  | W/L  | Receiving |    |     |      | Rushing |    |     |     |     |    |    |
|                       |      | P/S       | No | Yds | Avg  | Lg      | TD | Att | Yds | Avg | Lg | TD |
| IND 9/10              | W    | 1/1       | 2  | 17  | 8.5  | 9       | 0  | 0   | 0   | 0.0 | 0  | 0  |
| WAS 9/17              | L    | 1/1       | 0  | 0   | 0.0  | 0       | 0  | 0   | 0   | 0.0 | 0  | 0  |
| @SF 9/21              | W    | 1/1       | 1  | 4   | 4.0  | 4       | 0  | 0   | 0   | 0.0 | 0  | 0  |
| @DAL 10/1             | W    | 1/1       | 3  | 47  | 15.7 | 29      | 0  | 0   | 0   | 0.0 | 0  | 0  |
| SEA 10/8              | L    | 1/1       | 4  | 98  | 24.5 | 35      | 0  | 0   | 0   | 0.0 | 0  | 0  |
| @JAC 10/15            | W    | 1/1       | 1  | 0   | 0.0  | 0       | 0  | 0   | 0   | 0.0 | 0  | 0  |
| ARI 10/22             | W    | 1/1       | 3  | 13  | 4.3  | 5       | 0  | 0   | 0   | 0.0 | 0  | 0  |
| @NYG 11/5             | W    | 1/1       | 1  | 8   | 8.0  | 8t      | 1  | 0   | 0   | 0.0 | 0  | 0  |
| HOU 11/12             | W    | 1/1       | 2  | 22  | 11.0 | 15      | 0  | 0   | 0   | 0.0 | 0  | 0  |
| @MIN 11/19            | L    | 1/1       | 1  | 5   | 5.0  | 5       | 0  | 0   | 0   | 0.0 | 0  | 0  |
| NO 11/26              | W    | 1/1       | 3  | 48  | 16.0 | 38      | 0  | 0   | 0   | 0.0 | 0  | 0  |
| @ARI 12/2             | W    | 1/1       | 1  | 1   | 6.0  | 6       | 0  | 0   | 0   | 0.0 | 0  | 0  |
| PHI 12/10             | L    | 1/1       | 0  | 0   | 0.0  | 0       | 0  | 0   | 0   | 0.0 | 0  | 0  |
| @SEA 12/17            | W    | 1/1       | 1  | 12  | 12.0 | 12      | 0  | 0   | 0   | 0.0 | 0  | 0  |
| @TEN 12/24            | W    | 1/1       | 2  | 15  | 7.5  | 10      | 0  | 0   | 0   | 0.0 | 0  | 0  |
| SF 12/31              | L    | 1/1       | 0  | 0   | 0.0  | 0       | 0  | 0   | 0   | 0.0 | 0  | 0  |
| TOTALS                | 11-5 | 16/16     | 25 | 295 | 11.8 | 38      | 1  | 0   | 0   | 0.0 | 0  | 0  |

| 2016 LOS ANGELES RAMS |      |           |    |     |      |         |    |     |     |     |    |    |
|-----------------------|------|-----------|----|-----|------|---------|----|-----|-----|-----|----|----|
| Game                  | W/L  | Receiving |    |     |      | Rushing |    |     |     |     |    |    |
|                       |      | P/S       | No | Yds | Avg  | Lg      | TD | Att | Yds | Avg | Lg | TD |
| @SF 9/12              | L    | 1/0       | 1  | 2   | 2.0  | 2       | 0  | 0   | 0   | 0.0 | 0  | 0  |
| SEA 9/18              | W    | 1/0       | 0  | 0   | 0.0  | 0       | 0  | 0   | 0   | 0.0 | 0  | 0  |
| @TB 9/25              | W    | 1/1       | 0  | 0   | 0.0  | 0       | 0  | 0   | 0   | 0.0 | 0  | 0  |
| @ARI 10/2             | W    | 1/0       | 0  | 0   | 0.0  | 0       | 0  | 0   | 0   | 0.0 | 0  | 0  |
| BUF 10/9              | L    | 1/0       | 0  | 0   | 0.0  | 0       | 0  | 0   | 0   | 0.0 | 0  | 0  |
| @DET 10/16            | L    | 1/0       | 1  | 4   | 4.0  | 4       | 0  | 0   | 0   | 0.0 | 0  | 0  |
| NYG 10/23             | L    | 1/0       | 0  | 0   | 0.0  | 0       | 0  | 0   | 0   | 0.0 | 0  | 0  |
| CAR 11/6              | L    | 1/1       | 1  | 31  | 31.0 | 31      | 0  | 0   | 0   | 0.0 | 0  | 0  |
| @NYJ 11/13            | W    | 1/1       | 0  | 0   | 0.0  | 0       | 0  | 0   | 0   | 0.0 | 0  | 0  |
| MIA 11/20             | L    | 1/1       | 2  | 4   | 2.0  | 3       | 0  | 0   | 0   | 0.0 | 0  | 0  |
| @NO 11/27             | L    | 1/1       | 0  | 0   | 0.0  | 0       | 0  | 0   | 0   | 0.0 | 0  | 0  |
| @NE 12/4              | L    | 1/0       | 2  | 16  | 8.0  | 10      | 0  | 0   | 0   | 0.0 | 0  | 0  |
| ATL 12/11             | L    | 1/0       | 1  | 8   | 8.0  | 8       | 0  | 0   | 0   | 0.0 | 0  | 0  |
| @SEA 12/15            | L    | 1/0       | 1  | 15  | 15.0 | 0       | 0  | 0   | 0   | 0.0 | 0  | 0  |
| SF 12/24              | L    | 1/1       | 2  | 5   | 2.5  | 3       | 1  | 0   | 0   | 0.0 | 0  | 0  |
| ARI 1/1/17            | L    | 1/0       | 0  | 0   | 0.0  | 0       | 0  | 0   | 0   | 0.0 | 0  | 0  |
| TOTALS                | 4-12 | 16/6      | 11 | 85  | 7.7  | 31      | 1  | 0   | 0   | 0.0 | 0  | 0  |



# 32 | TROY HILL

|                    |                            |
|--------------------|----------------------------|
| <b>Position:</b>   | <b>Cornerback</b>          |
| <b>Ht./Wt.:</b>    | <b>5-11/184</b>            |
| <b>Birth Date:</b> | <b>8/29/91</b>             |
| <b>College:</b>    | <b>Oregon</b>              |
| <b>Hometown:</b>   | <b>Youngstown, Ohio</b>    |
| <b>Experience:</b> | <b>3rd Year (2nd Rams)</b> |
| <b>Acquired:</b>   | <b>W(NE)-2015</b>          |

**Career GP/GS (Playoffs): 27/7 (0/0)**



**TRANSACTIONS:** Activated from Rams' practice squad (12/13/16)...added to practice squad (11/24/16), after being released from active roster (11/22/16)...acquired by the Rams via waivers from New England (12/31/15)...released from England (12/30/15), after being acquired via waivers from Cincinnati (12/25/15)...released by the Bengals (12/24/15), after spending time on their practice squad...originally signed with Cincinnati as an undrafted free agent (5/8/15).

**PRO:** Second-year pro...played in 27 career games, starting seven at the cornerback position...collected 46 career tackles (42), and recorded seven pass breakups...became a contributor on special teams.

**2017 SEASON:** Finished the regular season with 18 tackles and five passes defended...**Week 17 vs. San Francisco (12/31):** Started at cornerback and saw action on special teams...registered three defensive tackles (two solo)...**Week 16 at Tennessee (12/24):** Started at cornerback and saw action on special teams...recorded nine assisted tackles and one pass defended...**Week 15 at Seattle (12/17):** Started at cornerback and saw action on special teams...recorded one solo tackle and two passes defended...**Week 14 vs. Philadelphia (12/10):** Saw action at cornerback for an injured Kayvon Webster and on special teams...recorded two solo tackles...**Week 13 at Arizona (12/3):** Saw action at cornerback and special teams...**Week 12 vs. New Orleans (11/26):** Saw action on special teams...**Week 11 at Minnesota (11/19):** Declared inactive...**Week 10 vs. Houston (11/12):** Saw action on special teams...**Week 9 at New York Giants (11/5):** Saw action at cornerback and on special teams...recorded two solo tackles...**Week 7 vs. Arizona (10/22):** Saw action at cornerback and on special teams...**Week 6 at Jacksonville (10/15):** Declared inactive...**Week 5 vs. Seattle (10/8):** Saw action at cornerback and on special teams...**Week 4 at Dallas (10/1):** Saw action at corner and on special teams...recorded one special teams tackle...recovered one fumble on a punt return...**Week 3 at San Francisco (9/21):** Saw action at corner and on special teams...made one solo tackle and had two passes defended.

**2016 SEASON:** Saw action in 12 contests and started three at cornerback...spent three weeks on practice squad...finished with 38 tackles (35 solo) and three passes defended...played a significant role on special teams...**vs. Seattle (9/18):** Recorded three tackles (three solo)...also defended one pass...**at Tampa Bay (9/25):** Made his first career NFL start at cornerback...recorded a team-high, and career-high 11 tackles (10 solo), and defended a pass...**at Arizona (10/2):** Started at right cornerback...tallied four tackles (three solo)...**at Detroit (10/16):** Started his third game of the season at cornerback...tallied seven tackles (six solo)...**vs. New York Giants (10/23):** Started at cornerback...recorded eight solo tackles...**vs. Carolina (11/6):** Saw significant action at cornerback and on special teams...**at New York Jets (11/13):** Recorded four solo tackles and one pass defended...**at Seattle (12/15):** Promoted from practice squad to active roster...recorded one solo tackle...**vs. San Francisco (12/26):** Saw significant action on special teams...recorded one special teams tackle.

**2015 SEASON:** Played in three games with Cincinnati: at Cleveland (12/6), vs. Pittsburgh (12/13), at San Francisco (12/20).

**COLLEGE:** As a senior in 2014, finished seventh on the team in tackles (71) but third in unassisted efforts (59)...second-team Pac-12 all-conference choice and 14-game starter ranked second in the league (1.46 avg.) in passes defended and 11th nationally...in 2013, was the Ducks' fifth-leading tackler among their defensive backs assumed the role as the program's top reserve cornerback and nickel-back...finished the year with 29 tackles (21 solo) and four deflected passes...in 2012, appeared in 10 games, with 22 of his 26 tackles being unassisted...in 2011, started six of his 14 appearances...in 2010, worked with the scout team during redshirt season.

**PERSONAL:** Played defensive back and wide receiver for St. Bonaventure...2009 All-Channel League First-Team Defense...2008 Second-Team All-State Junior by CalHiSports.com...posted 46 tackles and five interceptions for the Seraphs his junior season in 2008...also returned one kickoff for a touchdown and took one of his five picks back for a score...earned a three-star rating from Scout.com...also a three-star recruit according to Rivals.com and the No. 32 corner in the country....parents: Jim Gilmer and Sandra Jennings...also has two brothers, two sisters...majored in General Social Science.



# TROY HILL NFL STATISTICS

## REGULAR SEASON

| Year         | Team | G/S         | Tackles   |           | Asst      | Sk         | Yds        | Interception |          |          | TD       | PD       | Fumbles  |          | Yds      |
|--------------|------|-------------|-----------|-----------|-----------|------------|------------|--------------|----------|----------|----------|----------|----------|----------|----------|
|              |      |             | Total     | Solo      |           |            |            | Int          | Yds      | Lg       |          |          | FF       | FR       |          |
| 2015         | CIN  | 3/0         | 2         | 1         | 1         | 0.0        | 0.0        | 0            | 0        | 0        | 0        | 0        | 0        | 0        | 0        |
| 2016         | RAMS | 12/4        | 38        | 35        | 3         | 0.0        | 0.0        | 0            | 0        | 0        | 0        | 3        | 0        | 0        | 0        |
| 2017         | RAMS | 12/3        | 18        | 8         | 10        | 0.0        | 0.0        | 0            | 0        | 0        | 0        | 5        | 0        | 0        | 0        |
| <b>TOTAL</b> |      | <b>27/7</b> | <b>58</b> | <b>44</b> | <b>14</b> | <b>0.0</b> | <b>0.0</b> | <b>0</b>     | <b>0</b> | <b>0</b> | <b>0</b> | <b>8</b> | <b>0</b> | <b>0</b> | <b>0</b> |

**Additional Career Statistics:** Special Teams Tackles: RAMS: 2017 (1), 2016 (2)

# TROY HILL GAME-BY-GAME STATISTICS

## 2017 LOS ANGELES RAMS

| Game          | W/L         | P/S         | T         | S        | A         | Sk       | Yds      | Int      | Yds      | Lg       | TD       | PD       | FF       | FR       | Yds      |          |
|---------------|-------------|-------------|-----------|----------|-----------|----------|----------|----------|----------|----------|----------|----------|----------|----------|----------|----------|
| IND 9/10      | W           |             |           |          |           |          |          |          |          |          |          |          |          |          |          |          |
| WAS 9/17      | L           |             |           |          |           |          |          |          |          |          |          |          |          |          |          |          |
| @SF 9/21      | W           | 1/0         | 1         | 1        | 0         | 0        | 0        | 0        | 0        | 0        | 2        | 0        | 0        | 0        | 0        | 0        |
| @DAL 10/1     | W           | 1/0         | 0         | 0        | 0         | 0        | 0        | 0        | 0        | 0        | 0        | 0        | 0        | 1        | 0        | 0        |
| SEA 10/8      | L           | 1/0         | 0         | 0        | 0         | 0        | 0        | 0        | 0        | 0        | 0        | 0        | 0        | 0        | 0        | 0        |
| @JAC 10/15    | W           |             |           |          |           |          |          |          |          |          |          |          |          |          |          |          |
| ARI 10/22     | W           | 1/0         | 0         | 0        | 0         | 0        | 0        | 0        | 0        | 0        | 0        | 0        | 0        | 0        | 0        | 0        |
| @NYG 11/5     | W           | 1/0         | 2         | 2        | 0         | 0        | 0        | 0        | 0        | 0        | 0        | 0        | 0        | 0        | 0        | 0        |
| HOU 11/12     | W           | 1/0         | 0         | 0        | 0         | 0        | 0        | 0        | 0        | 0        | 0        | 0        | 0        | 0        | 0        | 0        |
| @MIN 11/19    | L           |             |           |          |           |          |          |          |          |          |          |          |          |          |          |          |
| NO 11/26      | W           | 1/0         | 0         | 0        | 0         | 0        | 0        | 0        | 0        | 0        | 0        | 0        | 0        | 0        | 0        | 0        |
| @ARI 12/2     | W           | 1/0         | 0         | 0        | 0         | 0        | 0        | 0        | 0        | 0        | 0        | 0        | 0        | 0        | 0        | 0        |
| PHI 12/10     | L           | 1/0         | 2         | 2        | 0         | 0        | 0        | 0        | 0        | 0        | 0        | 0        | 0        | 0        | 0        | 0        |
| @SEA 12/17    | W           | 1/1         | 1         | 1        | 0         | 0        | 0        | 0        | 0        | 0        | 2        | 0        | 0        | 0        | 0        | 0        |
| @TEN 12/24*   | W           | 1/1         | 9         | 0        | 9         | 0        | 0        | 0        | 0        | 0        | 1        | 0        | 0        | 0        | 0        | 0        |
| SF 12/31*     | L           | 1/1         | 3         | 2        | 1         | 0        | 0        | 0        | 0        | 0        | 0        | 0        | 0        | 0        | 0        | 0        |
| <b>TOTALS</b> | <b>11-5</b> | <b>12/3</b> | <b>18</b> | <b>8</b> | <b>10</b> | <b>0</b> | <b>0</b> | <b>0</b> | <b>0</b> | <b>0</b> | <b>5</b> | <b>0</b> | <b>1</b> | <b>0</b> | <b>0</b> | <b>0</b> |

\*According to press box stats

## 2016 LOS ANGELES RAMS

| Game          | W/L         | P/S         | T         | S         | A        | Sk       | Yds        | Int      | Yds      | Lg       | TD       | PD       | FF       | FR       | Yds      |  |
|---------------|-------------|-------------|-----------|-----------|----------|----------|------------|----------|----------|----------|----------|----------|----------|----------|----------|--|
| @SF 9/12      | L           | 1/0         | 0         | 0         | 0        | 0        | 0.0        | 0        | 0        | 0        | 0        | 0        | 0        | 0        | 0        |  |
| SEA 9/18      | W           | 1/0         | 3         | 3         | 0        | 0        | 0.0        | 0        | 0        | 0        | 0        | 1        | 0        | 0        | 0        |  |
| @TB 9/25      | W           | 1/1         | 11        | 10        | 1        | 0        | 0.0        | 0        | 0        | 0        | 0        | 1        | 0        | 0        | 0        |  |
| @ARI 10/2     | W           | 1/1         | 4         | 3         | 1        | 0        | 0.0        | 0        | 0        | 0        | 0        | 0        | 0        | 0        | 0        |  |
| BUF 10/9      | L           | 1/0         | 0         | 0         | 0        | 0        | 0.0        | 0        | 0        | 0        | 0        | 0        | 0        | 0        | 0        |  |
| @DET 10/16    | L           | 1/0         | 7         | 6         | 1        | 0        | 0.0        | 0        | 0        | 0        | 0        | 0        | 0        | 0        | 0        |  |
| NYG 10/23     | L           | 1/1         | 8         | 8         | 0        | 0        | 0.0        | 0        | 0        | 0        | 0        | 0        | 0        | 0        | 0        |  |
| CAR 11/6      | L           | 1/0         | 0         | 0         | 0        | 0        | 0.0        | 0        | 0        | 0        | 0        | 0        | 0        | 0        | 0        |  |
| @NYJ 11/13    | W           | 1/0         | 4         | 4         | 0        | 0        | 0.0        | 0        | 0        | 0        | 0        | 1        | 0        | 0        | 0        |  |
| MIA 11/20     | L           |             |           |           |          |          |            |          |          |          |          |          |          |          |          |  |
| @NO 11/27     | L           |             |           |           |          |          |            |          |          |          |          |          |          |          |          |  |
| @NE 12/4      | L           |             |           |           |          |          |            |          |          |          |          |          |          |          |          |  |
| ATL 12/11     | L           |             |           |           |          |          |            |          |          |          |          |          |          |          |          |  |
| @SEA 12/15    | L           | 1/0         | 1         | 1         | 0        | 0        | 0.0        | 0        | 0        | 0        | 0        | 0        | 0        | 0        | 0        |  |
| SF 12/24      | L           | 1/0         | 0         | 0         | 0        | 0        | 0.0        | 0        | 0        | 0        | 0        | 0        | 0        | 0        | 0        |  |
| ARI 1/1/17    | L           | 0/0         | 0         | 0         | 0        | 0        | 0.0        | 0        | 0        | 0        | 0        | 0        | 0        | 0        | 0        |  |
| <b>TOTALS</b> | <b>4-12</b> | <b>12/3</b> | <b>38</b> | <b>35</b> | <b>3</b> | <b>0</b> | <b>0.0</b> | <b>0</b> | <b>0</b> | <b>0</b> | <b>0</b> | <b>3</b> | <b>0</b> | <b>0</b> | <b>0</b> |  |





# 43 | JOHN JOHNSON III

**Position:** Safety  
**Ht./Wt.:** 6-0/204  
**Birth Date:** 12/19/95  
**College:** Boston College  
**Hometown:** West Hyattsville, Md  
**Experience:** Rookie  
**Acquired:** D3B-2017 (91st)

**Career GP/GS (Playoffs):** 16/11 (0/0)



**TRANSACTIONS:** Selected by the Rams in the third round (91st overall) of the 2017 NFL Draft (4/29/17).

**2017 SEASON:** Finished the regular season with 91 tackles, 11 passes defended, one interception, and one tackle for loss...  
**Week 17 vs. San Francisco (12/31):** Started at safety and saw action on special teams...tallied four solo tackles...  
**Week 16 at Tennessee (12/24):** Started at safety and saw action on special teams...recorded seven tackles (five solo) and one pass defended...  
**Week 15 at Seattle (12/17):** Started at safety and saw action on special teams...recorded a team-leading six tackles (two solo) and one pass defended...  
**Week 14 vs. Philadelphia (12/10):** Started at safety and saw action on special teams...recorded a team-leading 13 tackles (six solo) and two passes defended...  
**Week 13 at Arizona (12/3):** Started at safety and saw action on special teams...recorded eight tackles (six solo) and two passes defended...  
**Week 12 vs. New Orleans (11/26):** Started at safety and saw action on special teams...recorded eight tackles (six solo) and two passes defended...  
**Week 11 at Minnesota (11/19):** Started at safety and saw action on special teams...recorded a career high 12 tackles (seven solo)...  
**Week 10 vs. Houston (11/12):** Started at safety and saw action on special teams...recorded five tackles (three solo)...  
**Week 9 at New York Giants (11/5):** Started at safety and saw action on special teams...tallied eight tackles (3 solo)...  
**Week 7 vs. Arizona (10/22):** Started at safety and saw action on special teams...recorded a team leading six tackles (four solo)...  
**Week 6 at Jacksonville (10/15):** Started at safety and saw action on special teams...notched five tackles (three solo) and two PDs...  
**Week 5 vs. Seattle (10/8):** Started at safety first-career start and saw action on special teams...notched his first career interception and returned it 69 yards for the 10th longest interception return in Rams history...added six tackles on defense including two solo stops and 2 PDs...  
**Week 4 at Dallas (10/1):** Saw action at defensive back and on special teams...tallied three solo tackles... recorded one special teams tackle...  
**Week 3 at San Francisco (9/21):** Saw action at defensive back and on special teams...recorded two special teams tackles...  
**Week 2 vs. Washington (9/17):** Saw action at defensive back and on special teams...  
**Week 1 vs. Indianapolis (9/10):** Saw action at defensive back...recorded two tackles (one solo).

**COLLEGE:** Started all 13 games at free safety as a senior in 2016...served as a team captain...finished the season second on the Eagles with 77 tackles...led the team with three interceptions, racking up 47 return yards...notched 2.5 tackles for a loss, 1.0 sack, nine pass breakups, two fumbles recovered and one forced...tied for third in the ACC with three interception returns ...part of a defense that ranked on eight top 10 lists, including ninth in total defense (314.2 yards/game), second in sacks (3.62 sacks/game) and 10th in turnovers gained (27)...notched a single-game high 12 tackles (12/26/16)...started all 12 games in 2015...played the first nine games at strong safety before starting the last three games at left corner back ...totaled 63 tackles, three interceptions, two forced fumbles, three pass breakups and one blocked kick...member of the BC defense that ranked No. 1 nationally in total yards (254.3), and part of the Eagles' defensive backfield that was ranked fifth nationally in passing efficiency allowed (104.66)...played in eight games as a sophomore with two starts...recorded 25 tackles on the season, including 28 solo stops...saw action in 12 games at cornerback and on special teams as a freshman.

**PERSONAL:** Earned first team all-county and second team all-state accolades...All-Gazette first-team honoree... ecoreded 50 tackles, six tackles for loss, five interceptions and 13 pass break ups as a senior...named team captain as a senior...played for head coach Bryan Pierre...also played basketball and served as captain as a sophomore...enrolled as a communication major in the Morrissey College of Arts and Sciences...recipient of the Jay McGillis '93 Memorial Scholarship Fund in 2016...John and his older brother Travis are the children of Tanya and John Johnson.

## JOHN JOHNSON III NFL STATISTICS

|       |      | REGULAR SEASON |         |      |      |     |     |               |     |    |    |    |         |    |     |  |
|-------|------|----------------|---------|------|------|-----|-----|---------------|-----|----|----|----|---------|----|-----|--|
| Year  | Team | G/S            | Tackles |      |      |     |     | Interceptions |     |    |    |    | Fumbles |    |     |  |
|       |      |                | Total   | Solo | Asst | Sk  | Yds | Int           | Yds | Lg | TD | PD | FF      | FR | Yds |  |
| 2017  | RAMS | 16/11          | 91      | 55   | 36   | 0.0 | 0.0 | 1             | 69  | 69 | 0  | 11 | 0       | 0  | 0   |  |
| Total |      | 16/11          | 91      | 55   | 36   | 0.0 | 0.0 | 1             | 69  | 69 | 0  | 11 | 0       | 0  | 0   |  |

**ADDITIONAL CAREER STATISTICS:** Special Teams Tackles: 2017 (5).

# JOHN JOHNSON III GAME-BY-GAME STATISTICS

| 2017 LOS ANGELES RAMS |             |              |           |           |           |          |          |          |           |           |          |           |          |          |          |
|-----------------------|-------------|--------------|-----------|-----------|-----------|----------|----------|----------|-----------|-----------|----------|-----------|----------|----------|----------|
| Game                  | W/L         | P/S          | T         | S         | A         | Sk       | Yds      | Int      | Yds       | Lg        | TD       | PD        | FF       | FR       | Yds      |
| IND 9/10              | W           | 1/0          | 2         | 1         | 1         | 0        | 0        | 0        | 0         | 0         | 0        | 0         | 0        | 0        | 0        |
| WAS 9/17              | L           | 1/0          | 0         | 0         | 0         | 0        | 0        | 0        | 0         | 0         | 0        | 0         | 0        | 0        | 0        |
| @SF 9/21              | W           | 1/0          | 0         | 0         | 0         | 0        | 0        | 0        | 0         | 0         | 0        | 0         | 0        | 0        | 0        |
| @DAL 10/1             | W           | 1/0          | 3         | 3         | 0         | 0        | 0        | 0        | 0         | 0         | 0        | 0         | 0        | 0        | 0        |
| SEA 10/8              | L           | 1/1          | 6         | 2         | 4         | 0        | 0        | 1        | 69        | 69        | 0        | 2         | 0        | 0        | 0        |
| @JAC 10/15            | W           | 1/1          | 5         | 3         | 2         | 0        | 0        | 0        | 0         | 0         | 0        | 2         | 0        | 0        | 0        |
| ARI 10/22             | W           | 1/1          | 6         | 4         | 2         | 0        | 0        | 0        | 0         | 0         | 0        | 0         | 0        | 0        | 0        |
| @NYG 11/5             | W           | 1/1          | 8         | 3         | 5         | 0        | 0        | 0        | 0         | 0         | 0        | 0         | 0        | 0        | 0        |
| HOU 11/12             | W           | 1/1          | 5         | 3         | 2         | 0        | 0        | 0        | 0         | 0         | 0        | 1         | 0        | 0        | 0        |
| @MIN 11/19            | L           | 1/1          | 12        | 7         | 5         | 0        | 0        | 0        | 0         | 0         | 0        | 0         | 0        | 0        | 0        |
| NO 11/26              | W           | 1/1          | 6         | 6         | 0         | 0        | 0        | 0        | 0         | 0         | 0        | 0         | 0        | 0        | 0        |
| @ARI 12/2             | W           | 1/1          | 8         | 6         | 2         | 0        | 0        | 0        | 0         | 0         | 0        | 2         | 0        | 0        | 0        |
| PHI 12/10             | L           | 1/0          | 13        | 6         | 7         | 0        | 0        | 0        | 0         | 0         | 0        | 2         | 0        | 0        | 0        |
| @SEA 12/17            | W           | 1/1          | 6         | 2         | 4         | 0        | 0        | 0        | 0         | 0         | 0        | 1         | 0        | 0        | 0        |
| @TEN 12/24*           | W           | 1/1          | 7         | 5         | 2         | 0        | 0        | 0        | 0         | 0         | 0        | 1         | 0        | 0        | 0        |
| SF 12/31*             | L           | 1/1          | 4         | 4         | 0         | 0        | 0        | 0        | 0         | 0         | 0        | 0         | 0        | 0        | 0        |
| <b>TOTALS</b>         | <b>11-5</b> | <b>16/11</b> | <b>91</b> | <b>55</b> | <b>36</b> | <b>0</b> | <b>0</b> | <b>1</b> | <b>69</b> | <b>69</b> | <b>0</b> | <b>11</b> | <b>0</b> | <b>0</b> | <b>0</b> |

\*According to press box stats



# 22 | TRUMAINE JOHNSON

|             |                     |
|-------------|---------------------|
| Position:   | Cornerback          |
| Ht./Wt.:    | 6-2/213             |
| Birth Date: | 1/1/90              |
| College:    | Montana             |
| Hometown:   | Stockton, Calif.    |
| Experience: | 6th year (6th Rams) |
| Acquired:   | D3-2012             |

Career GP/GS (Playoffs): 85/62 (0/0)



**TRANSACTIONS:** Selected in the third round of the 2012 draft (65th overall) on (4/27/12).

**PRO:** Fifth-year pro has played in 85 games with 62 starts...tallied 341 career tackles (295 solo), 18 interceptions, three touchdowns and 56 passes defended...his 18 career interceptions place him at No. 19 on the Rams All-Time Interceptions list tied with Isiah Robertson (18).

**2017 SEASON:** Finished the regular season with a team-high 14 passes defended, 70 tackles, two interceptions, and one forced fumble...**Week 17 vs. San Francisco (12/31):** Saw action at cornerback...**Week 16 at Tennessee (12/24):** Started at cornerback...recorded five tackles (four solo)...**Week 15 at Seattle (12/17):** Started at cornerback...recorded two tackles (one solo) and one pass defended...set a new career-high for passes defended in a season with 14...**Week 14 vs. Philadelphia (12/10):** Started at cornerback...recorded four tackles (two solo) and three passes defended...**Week 13 at Arizona (12/3):** Started at cornerback...recorded seven solo tackles and one pass defended...**Week 12 vs. New Orleans (11/26):** Started at cornerback...recorded six tackles (five solo) and one pass defended...**Week 11 at Minnesota (11/19):** Started at cornerback...recorded six tackles (five solo)... **Week 10 vs. Houston (11/12):** Started at cornerback...recorded five solo tackles...two passes defended...**Week 9 at New York Giants (11/5):** Started at cornerback...tallied seven tackles (six solo)...**Week 7 vs. Arizona (10/22):** Started at cornerback...recorded five total tackles (three solo)...**Week 6 at Jacksonville (10/15):** Started at cornerback and tallied seven total tackles (six solo)...**Week 5 vs. Seattle (10/8):** Started at cornerback...recorded four tackles (two solo)...**Week 4 at Dallas (10/1):** Started at cornerback...recorded four tackles...two passes defended...**Week 3 at San Francisco (9/21):** Started at cornerback...recorded six tackles (four solo)...one pass defended...**Week 2 vs. Washington (9/17):** Started at cornerback...recorded one pass defended...returned one punt for six yards...**Week 1 vs. Indianapolis (9/10):** Started at cornerback...registered two tackles, one pass defended, one forced fumble, one fumble recovery and an interception that he returned 39 yards for a touchdown...the interception that he returned for a touchdown was one-of-two during the game, marking the first time the Rams had two interceptions returned for touchdowns since CB Janoris Jenkins had two against Arizona (11/25/12)

**2016 SEASON:** Started in 14 match-ups at cornerback...garnered 58 tackles (53 solo) while recovering two fumbles...posted a new career-high with 13 passes defended...**vs. Seattle (9/18):** Tallied six tackles (five solo) and had one fumble recovery...**at Tampa Bay (9/25):** Racked up eight tackles (seven solo), while defending two passes...**at Arizona (10/2):** Recorded five solo tackles...defended a career-high six passes...recorded his first interception of the season, and the second career interception against the Cardinals...**vs. Miami (11/20):** Racked up four solo tackles and one pass defended...**at New England (12/4):** Tallied five tackles (four solo)...**vs. Atlanta (12/11):** Notched six solo tackles...recorded two passes defended.

**2015 SEASON:** Played in 14 games and started 13...tallied 69 tackles (62 solo)...notched a team-leading and personal best seven interceptions, finished tied for third-most in the NFL...**at San Francisco (1/3/16):** Led the team in tackles with 10 (nine solo), a new single-game high...also had one pass defended...**at Seattle (12/27):** Nabbed an interception off QB Russell Wilson...marked his fourth consecutive game with an interception...also had five solo tackles and two passes defended...**vs. Tampa Bay (12/17):** Intercepted QB Jameis Winston and returned it nine yards...pushed his season total to six interceptions, tied for fourth-most in the NFL...also notched nine tackles (eight solo)...**vs. Detroit (12/13):** Intercepted QB Matt Stafford and returned it 58 yards for a touchdown...also made five tackles (four solo) and two passes defended...**at Baltimore (11/22):** Picked off Ravens QB Joe Flacco and returned it 25 yards...established a new season-high for interceptions with four...also had one solo tackle...**at Minnesota (11/8):** Registered his third interception of the season...also tallied three solo tackles and one pass defended...**vs. Cleveland (10/25):** Tallied eight tackles (seven solo)...**at Green Bay (10/11):** Picked off Packers QB Aaron Rodgers and returned it 29 yards...registered four solo tackles...**at Arizona (10/4):** Notched nine tackles, also had two passes defended and one fumble recovery...**vs. Seattle (9/13):** Nabbed his first interception of the season off QB Russell Wilson and returned it 15 yards...made four tackles (three solo).

**2014 SEASON:** Finished season with a team-high three interceptions tallied 43 tackles after missing the first eight weeks of the season due to knee injury... **vs. Denver (11/16):** Started at left corner...tallied two solo tackles...recorded his first interception of the season when he picked off QB Peyton Manning...**vs. Oakland (11/30):** Started at left corner...snagged two interceptions from QB Derek Carr...one of which was returned for a 43-yard touchdown, marked his first career pick-six...garnered five solo tackles...**at San Diego (11/23):** Started at left corner...notched six tackles (five solo)...**at Washington (12/7):** Started at left corner...garnered nine solo tackles...had one pass defended.

**2013 SEASON:** Played in 16 games, earning 12 starts...totaled three interceptions, seven passes defended and 66 tackles (58 solo)...**vs. Arizona (9/8):** Saw action on defense and special teams...nabbed his first interception of the season and returned it 29 yards to the Arizona 4-yard line...the play helped set-up a 25-yard field goal...marks his longest interception return...he now has

three career interceptions...added four solo tackles and one pass defended...**vs. Jacksonville (10/6)**: Started at corner...recorded five tackles (three solo)...added a pass defended...**at Houston (10/13)**: Started at corner...notched eight tackles (six solo) and one pass defended...**at Carolina (10/20)**: Started at corner...tallied a career-high nine tackles (eight solo)...**at Indianapolis (11/10)**: Started at corner...hauled in his second interception of the season, fourth career...also had five tackles (four solo) and one pass defended...**at Arizona (12/8)**: Started at corner...tied a season high with nine solo tackles, including one for loss...also had one pass defended...**vs. New Orleans (12/15)**: Started at corner...intercepted Saints QB Drew Brees in the end zone and returned it seven yards...marks his third interception this season, a new season high...also registered five solo tackles...**at Seattle (12/29)**: Started at corner...notched seven tackles (six solo).

**2012 SEASON**: Finished season with two interceptions, eight passes defended and 35 total tackles while serving as the team's third corner for most of the season...**at Detroit (9/9)**: Saw action on defense...**vs. Washington (9/16)**: Saw action on defense...**at Chicago (9/23)**: Saw action on defense...**vs. Seattle (9/30)**: Intercepted a pass from Seattle QB Russell Wilson and returned it three yards...marked the first interception of his career...added a pass defended...**vs. Arizona (10/4)**: Saw action on defense...tallied a season-high four solo tackles...added one special teams tackle...**at Miami (10/14)**: Saw action on defense and special teams...made one special teams tackle...**vs. Green Bay (10/21)**: Saw action on defense and special teams...registered one pass defended...**vs. New England (10/28)**: Saw action on defense and special teams...tallied one pass defended...**at San Francisco (11/11)**: Made his first NFL start at right cornerback...logged a season-best five tackles (four solo)...**vs. New York Jets (11/18)**: Saw action on defense and special teams...recorded three solo tackles...**at Arizona (11/25)**: Saw action on defense and special teams...made three solo tackles...**vs. San Francisco (12/2)**: Saw action on defense and special teams...registered one solo tackle...**at Buffalo (12/9)**: Saw action on defense and special teams...made four solo tackles, including one for loss...also made one special teams tackle...**vs. Minnesota (12/16)**: Saw action on defense...registered one pass defense and three tackles (two solo)...**at Tampa Bay (12/23)**: Started at corner...registered his second career interception...made four tackles (three solo)...added three passes defended...**at Seattle (12/30)**: Started at corner...recorded a career-high eight tackles (six solo) and one pass defended.

**COLLEGE**: Started 42-of-47 games at Montana...recorded 173 tackles (105 solos) with 1.5 sacks, 13.0 stops for losses of 30 yards, a quarterback pressure and a safety as a result of his 2011 sack...deflected 35 passes and had fifteen interceptions for 188 yards in returns (12.53 avg) and a pair of touchdowns...gained 178 yards on eight kickoff returns (22.2 avg)...for his entire career, opponents have targeted 305 passes into the cornerback's area, as only 102 of those tosses were completed (33.44%), generating 658 yards, an average of 6.45 yards per pass completion and 2.16 yards per attempt...tied for fourth among active NCAA Football Championship Subdivision players with 15 interceptions (joined Jeremy Caldwell of Eastern Kentucky and Al-Rilwan Adeyemi of San Diego University), which also tied for fourth on the school career-record chart, matching the figure first attained by Tim Hauck (1987-89)...since the turn of the century year 2000, his 15 pass thefts are the second-highest total by a Big Sky Conference performer in a career, topped by K.J. Gerard of Northern Arizona (19; 2004-08)...his 35 pass deflections established a new school career record, surpassing the previous mark of 26 by Jimmy Wilson (2004-06, 2010)...notched 40 passes defended (break-ups and interceptions), the most in the FCS ranks, also setting a Grizzly all-time mark...sociology major.

**PERSONAL**: Attended Thomas Edison (Stockton, Calif.) High School...three-time gridiron letterman performed as a defensive back (mostly at strong safety), wide receiver and quarterback...handled kickoff return chores...son of Lynn Stallworth and Curtis Johnson...nicknamed "Tru"...resides in Stockton, Calif...participated in numerous community events, including Salvation Army Bell Ringing and the United Way Kickoff for Charity Luncheon.

## TRUMAINE JOHNSON NFL STATISTICS

| REGULAR SEASON |      |              |            |            |           |          |          |           |              |            |          |           |          |          |          |     |
|----------------|------|--------------|------------|------------|-----------|----------|----------|-----------|--------------|------------|----------|-----------|----------|----------|----------|-----|
| Year           | Team | G/S          | Tackles    |            |           | Asst     | Sk       | Yds       | Interception |            |          | TD        | PD       | Fumbles  |          | Yds |
|                |      |              | Total      | Solo       |           |          |          |           | Int          | Yds        | Lg       |           |          | FF       | FR       |     |
| 2012           | RAMS | 16/3         | 35         | 30         | 5         | 0        | 0        | 2         | 4            | 4          | 0        | 8         | 0        | 0        | 0        |     |
| 2013           | RAMS | 16/12        | 66         | 58         | 8         | 0        | 0        | 3         | 36           | 29         | 0        | 7         | 0        | 0        | 0        |     |
| 2014           | RAMS | 9/5          | 43         | 36         | 7         | 0        | 0        | 3         | 43t          | 43t        | 1        | 3         | 0        | 0        | 0        |     |
| 2015           | RAMS | 14/13        | 69         | 62         | 7         | 0        | 0        | 7         | 136          | 58t        | 1        | 11        | 0        | 1        | 0        |     |
| 2016           | RAMS | 14/14        | 58         | 53         | 5         | 0        | 0        | 1         | 0            | 0          | 0        | 13        | 0        | 2        | 0        |     |
| 2017           | RAMS | 16/15        | 70         | 56         | 14        | 0        | 0        | 2         | 39t          | 39t        | 1        | 14        | 1        | 1        | 0        |     |
| <b>TOTAL</b>   |      | <b>85/62</b> | <b>341</b> | <b>295</b> | <b>46</b> | <b>0</b> | <b>0</b> | <b>18</b> | <b>258</b>   | <b>58t</b> | <b>3</b> | <b>56</b> | <b>1</b> | <b>4</b> | <b>0</b> |     |

**ADDITIONAL CAREER STATISTICS:** Special Teams Tackles: 2012 (3).

**SINGLE GAME HIGHS**  
 Total Tackles – 10, last at San Francisco (1/3/16)  
 Solo Tackles – 9, at Arizona (12/8/13)  
 Interceptions – 2, vs. Oakland (11/30/14)  
 Passes Defended – 6, at Arizona (10/2/16)





# 20 | LAMARCUS JOYNER

|             |                     |
|-------------|---------------------|
| Position:   | Safety              |
| Ht./Wt.:    | 5-8/190             |
| Birth Date: | 11/27/90            |
| College:    | Florida State       |
| Hometown:   | Miami, Fla.         |
| Experience: | 4th year (4th Rams) |
| Acquired:   | D2-2014             |

Career GP/GS (Playoffs): 52/27 (0/0)



**TRANSACTIONS:** Selected by the Rams in the second round (41st overall) of the 2014 NFL Draft (5/9/14).

**PRO:** Has seen action in 52 games with 27 starts...three-year pro has 260 tackles (191 solo) with 24 passes defended and 4.0 sacks.

**2017 SEASON:** Finished the regular season with 61 tackles (32 solo), seven passes defended, three interceptions and one forced fumble...**Week 17 vs. San Francisco (12/31):** Declared inactive...**Week 16 at Tennessee (12/24):** Started at free safety...made six assisted tackles...**Week 15 at Seattle (12/17):** Started at free safety...recorded five tackles (two solo) and a forced fumble...**Week 14 vs. Philadelphia (12/10):** Started at free safety...recorded six tackles (two solo)...**Week 13 at Arizona (12/3):** Started at free safety...recorded seven tackles (five solo), three passes defended, and one interception...marked his third interception of the season and he returned it 46 yards...**Week 12 vs. New Orleans (11/26):** Started at free safety...recorded one solo tackle and one pass defended...**Week 11 at Minnesota (11/19):** Started at free safety...recorded six tackles (four solo) and one pass defended...**Week 10 vs. Houston (11/12):** Started at free safety...posted three tackles (one solo)...**Week 9 at New York Giants (11/5):** Started at free safety...notched six tackles (two solo)...**Week 7 vs. Arizona (10/22):** Started at free safety...recorded three tackles (two solo)...also nabbed his second interception of the season and returned it for 29 yards...**Week 6 at Jacksonville (10/15):** Declared inactive...**Week 5 vs. Seattle (10/8):** Declared inactive...**Week 4 at Dallas (10/1):** Declared inactive...**Week 3 at San Francisco (9/21):** Started at free safety...recorded four tackles (one solo)...**Week 2 vs. Washington (9/17):** Started at free safety...recorded nine tackles (eight solo)...**Week 1 vs. Indianapolis (9/10):** Started at free safety...notched five tackles, one pass defended and his first career interception that he returned 29 yards for a touchdown.

**2016 SEASON:** Made eight starts in 14 games at the cornerback position...finished with 70 tackles (56 solo) and one sack...set a career best in passes defended with eight...forced his first fumble of his career...**vs. Seattle (9/18):** Recorded six tackles (five solo) and two passes defended...**at Tampa Bay (9/25):** Tallied nine tackles (seven solo), and defended one pass...**at Arizona (10/2):** Recorded six solo tackles and defended one pass...**at Detroit (10/16):** Started at cornerback...tied his career high for solo tackles with 10...tallied one pass defended...**vs. New York Giants (10/23):** Started at cornerback...recorded three tackles (two solo)...registered two passes defended...forced a fumble...**vs. Miami (11/20):** Tallied four solo tackles and one pass defended...recorded his first sack of the season on QB Ryan Tannehill for a seven yard loss...**at New England (12/4):** Tallied nine tackles (six solo)...recorded one hit on Patriots QB Tom Brady.

**2015 SEASON:** Played in 16 games, started five...amassed 81 tackles (70 solo), 2.0 sacks, six passes defended and one fumble recovery...**at San Francisco (1/3/16):** Started at safety...matched a season-high eight tackles (seven solo)...**vs. Arizona (12/6):** Started on defense...registered eight solo tackles and two passes defended...**at Baltimore (11/22):** Saw action on defense and special teams...made five solo tackles...**vs. Chicago (11/15):** Saw action on defense...garnered five tackles (four solo)...**vs. San Francisco (11/1):** Saw action on defense...notched five tackles (four solo)...**vs. Cleveland (10/25):** Saw action on defense...recorded seven tackles (six solo) and two passes defended...**at Green Bay (10/11):** Started at defensive back...registered a season-high eight solo tackles and recovered one fumble...**at Arizona (10/4):** Saw action on defense...sacked QB Carson Palmer...also recorded six tackles (five solo)...**vs. Pittsburgh (9/27):** Started on defense...made six solo tackles...**vs. Seattle (9/13):** Saw action on defense...sacked QB Russell Wilson for a 10-yard loss...marked his second career sack...also recorded six tackles (five solo).

**2014 SEASON:** Saw action in 10 games...tallied 48 tackles (33 solo) had three passes defended and a 1.0 sack for six yards...**vs. Minnesota (9/7):** Made his NFL debut...tallied two solo tackles...added one special teams tackle...**at Philadelphia (10/5):** Recorded eight tackles (five solo)...registered two passes defended...**vs. Seattle (10/19):** Saw action at cornerback...registered nine tackles (six solo)...added three assists...**at Kansas City (10/26):** Saw action at cornerback...recorded a single-game high 11 tackles (10 solo)...**at San Francisco (11/2):** Saw action at cornerback...garnered seven tackles (three solo)...had one quarterback pressure and one pass defended...**at Seattle (12/28):** Started at cornerback...notched four tackles (three solo)...registered a 1.0 sack for six yards, first of his first career.

**COLLEGE:** Started 40-of-55 games at Florida State – 13 at free safety, 14 at strong safety and 13 at cornerback...recorded 197 tackles (128 solos) with 6.5 sacks for minus 57 yards and 10.5 stops for losses of 71 yards...credited with three quarterback pressures and three forced fumbles...deflected 15 passes and intercepted eight others for 80 yards in returns...ranks second in school history with an average of 24.23 yards on 52 kickoff returns for 1,260 yards, topped by only Greg Reid (24.65-yard average; 63 for 1,553; 2009-11)...his average of 30.54 yards per kickoff return in 2011 broke the previous FSU season record of 30.09 yards by Michael Ray Garvin (22 for 622; 2008)...the unanimous All-American was a finalist for the Bronko Nagurski Award and Jim Thorpe Award in 2013...finished second in the voting for the Ultimate Herbie Award, given by ESPN's Kirk Herbstreit for



college football's top performances...the first Seminole defensive back to be named a consensus first-team All-American since 2000 and is just the seventh defensive back in FSU history to garner consensus first team All-American honors joining players like Deion Sanders, LeRoy Butler and Terrell Buckley...the All-Atlantic Coast Conference first-team selection started 13 games at cornerback in 2013...ranked second on the team with a career-high 69 tackles, as he led the league's defensive backs with 5.5 sacks for minus 54 yards and seven stops for losses totaling 57 yards...finished fourth in the league with three forced fumbles and was credited with three quarterback pressures...had four pass deflections, along with a pair of interceptions for 20 yards in returns...added 110 yards on five kickoff returns (22.0 avg)...was the unquestioned leader on the nation's top-ranked pass defense...started all 14 games at strong safety in 2012, helping Florida State's defense lead the nation in yards allowed per play (3.86), rank second nationally in total defense (254.14 ypg)...garnered All-ACC second-team honors in 2011, after he took over free safety duties, starting all 13 games...named the most improved player on defense and a winner of the Bob Crenshaw Award at the team's annual banquet...recognized for his work in the classroom with one of eight sophomore academic awards and at the annual team banquet...a true freshman boundary cornerback in 2010, played in all 14 games and finished with 23 tackles (18 solos), two pass break-ups and one interception.

**PERSONAL:** Attended Southwest Miami (Fla.) High School, where he played three seasons on the varsity at linebacker and defensive back as well as wide receiver and kick returner...as a sophomore, he had more than 100 tackles and accounted for more than 1,000 yards on offense...In his junior year, he recorded 112 tackles, four sacks and an interception...that season, Joyner also scored five touchdowns on special teams - four via kickoffs and one on a punt return...Offensively, he had 17 receptions for 482 yards and seven touch-downs...decided to transfer to St. Thomas Aquinas High School in Fort Lauderdale, Fla., a private school and football powerhouse coached by George Smith...for his senior season, contributed as a shut-down cornerback, recording only 14 tackles (12 solos) as opponents stayed away from his side of the field...also starred on special teams, as he averaged 39.6 yards per return and managed to return three kickoffs for scores...on offense, he recorded 1,090 all-purpose yards on just 79 touches, scoring four rushing and four receiving touchdowns...Earned the National Defensive Player of the Year award by USA Today, becoming the fourth USA Today National Defensive Player of the Year to sign with Florida State, joining Derrick Brooks, David Warren and Antonio Cromartie...regarded as a five-star recruit by Rivals.com, and ranked as the best cornerback prospect in his class...a Business major...born in Miami, Florida...participated in numerous community events, including Coach Fisher & Friends Celebrity Softball game, 6th Annual Playground Build at Marygrove, St. Louis Rams Training Academy Youth Camp, United Way Kickoff for Charity Luncheon and the All-Community Team Ticket program.

## LAMARCUS JOYNER NFL STATISTICS

### REGULAR SEASON

| Year  | Team | G/S   | Tackles |      |      |     | Yds  | Interceptions |     |    | TD | PD | Fumbles |    |     |
|-------|------|-------|---------|------|------|-----|------|---------------|-----|----|----|----|---------|----|-----|
|       |      |       | Total   | Solo | Asst | Sk  |      | Int           | Yds | Lg |    |    | FF      | FR | Yds |
| 2014  | RAMS | 10/1  | 48      | 33   | 15   | 1.0 | 6.0  | 0             | 0   | 0  | 0  | 3  | 0       | 0  | 0   |
| 2015  | RAMS | 16/6  | 81      | 70   | 11   | 2.0 | 11.0 | 0             | 0   | 0  | 0  | 6  | 0       | 1  | 0   |
| 2016  | RAMS | 14/8  | 70      | 56   | 14   | 1.0 | 7.0  | 0             | 0   | 0  | 0  | 8  | 1       | 0  | 0   |
| 2017  | RAMS | 12/12 | 61      | 32   | 29   | 0.0 | 0.0  | 3             | 46  | 46 | 1  | 7  | 1       | 0  | 0   |
| Total |      | 52/27 | 260     | 191  | 69   | 4.0 | 24.0 | 3             | 46  | 46 | 1  | 24 | 2       | 1  | 0   |

**ADDITIONAL CAREER STATISTICS:** Special teams tackles: RAMS 2014 (3).

### SINGLE GAME HIGHS

Total Tackles – 11, at Kansas City (10/26/14)

Solo Tackles – 10, twice, at Kansas City (10/26/14), at Detroit (10/16/16)

## LAMARCUS JOYNER GAME-BY-GAME STATISTICS

### 2017 LOS ANGELES RAMS

| Game        | W/L  | P/S   | T  | S  | A  | Sk                | Yds | Int | Yds | Lg  | TD | PD | FF | FR | Yds |
|-------------|------|-------|----|----|----|-------------------|-----|-----|-----|-----|----|----|----|----|-----|
| IND 9/10    | W    | 1/1   | 5  | 4  | 1  | 0                 | 0   | 1   | 29t | 29t | 1  | 1  | 0  | 0  | 0   |
| WAS 9/17    | L    | 1/1   | 9  | 8  | 1  | 0                 | 0   | 0   | 0   | 0   | 0  | 0  | 0  | 0  | 0   |
| @SF 9/21    | W    | 1/1   | 4  | 1  | 3  | 0                 | 0   | 0   | 0   | 0   | 0  | 0  | 0  | 0  | 0   |
| @DAL 10/1   | W    |       |    |    |    | Declared Inactive |     |     |     |     |    |    |    |    |     |
| SEA 10/8    | L    |       |    |    |    | Declared Inactive |     |     |     |     |    |    |    |    |     |
| @JAC 10/15  | W    |       |    |    |    | Declared Inactive |     |     |     |     |    |    |    |    |     |
| ARI 10/22   | W    | 1/1   | 3  | 2  | 1  | 0                 | 0   | 1   | 29  | 0   | 0  | 0  | 0  | 0  | 0   |
| @NYG 11/5   | W    | 1/1   | 6  | 2  | 4  | 0                 | 0   | 0   | 0   | 0   | 0  | 0  | 0  | 0  | 0   |
| HOU 11/12   | W    | 1/1   | 3  | 1  | 2  | 0                 | 0   | 0   | 0   | 0   | 0  | 1  | 0  | 0  | 0   |
| @MIN 11/19  | L    | 1/1   | 6  | 4  | 2  | 0                 | 0   | 0   | 0   | 0   | 0  | 1  | 0  | 0  | 0   |
| NO 11/26    | W    | 1/1   | 1  | 1  | 0  | 0                 | 0   | 0   | 0   | 0   | 0  | 1  | 0  | 0  | 0   |
| @ARI 12/2   | W    | 1/1   | 7  | 5  | 2  | 0                 | 0   | 1   | 46  | 46  | 0  | 3  | 0  | 0  | 0   |
| PHI 12/10   | L    | 1/1   | 6  | 2  | 4  | 0                 | 0   | 0   | 0   | 0   | 0  | 0  | 0  | 0  | 0   |
| @SEA 12/17  | W    | 1/1   | 5  | 2  | 3  | 0                 | 0   | 0   | 0   | 0   | 0  | 0  | 1  | 0  | 0   |
| @TEN 12/24* | W    | 1/1   | 6  | 0  | 6  | 0                 | 0   | 0   | 0   | 0   | 0  | 0  | 0  | 0  | 0   |
| SF 12/31*   | L    |       |    |    |    | Declared Inactive |     |     |     |     |    |    |    |    |     |
| TOTALS      | 11-5 | 12/12 | 61 | 32 | 29 | 0                 | 0   | 3   | 104 | 46  | 1  | 7  | 1  | 0  | 0   |

\*According to press box stats

### 2016 LOS ANGELES RAMS

| Game       | W/L  | P/S  | T  | S  | A  | Sk                | Yds | Int | Yds | Lg | TD | PD | FF | FR | Yds |
|------------|------|------|----|----|----|-------------------|-----|-----|-----|----|----|----|----|----|-----|
| @SF 9/12   | L    | 1/1  | 6  | 5  | 1  | 0                 | 0.0 | 0   | 0   | 0  | 0  | 0  | 0  | 0  | 0   |
| SEA 9/18   | W    | 1/0  | 6  | 5  | 1  | 0                 | 0.0 | 0   | 0   | 0  | 0  | 0  | 2  | 0  | 0   |
| @TB 9/25   | W    | 1/0  | 9  | 7  | 2  | 0                 | 0.0 | 0   | 0   | 0  | 0  | 0  | 1  | 0  | 0   |
| @ARI 10/2  | W    | 1/1  | 6  | 6  | 0  | 0                 | 0.0 | 0   | 0   | 0  | 0  | 0  | 1  | 0  | 0   |
| BUF 10/9   | L    | 1/0  | 3  | 3  | 0  | 0                 | 0.0 | 0   | 0   | 0  | 0  | 0  | 0  | 0  | 0   |
| @DET 10/16 | L    | 1/1  | 10 | 10 | 0  | 0                 | 0.0 | 0   | 0   | 0  | 0  | 0  | 1  | 0  | 0   |
| NYG 10/23  | L    | 1/1  | 3  | 2  | 1  | 0                 | 0.0 | 0   | 0   | 0  | 0  | 0  | 2  | 1  | 0   |
| CAR 11/6   | L    | 1/1  | 2  | 2  | 0  | 0                 | 0.0 | 0   | 0   | 0  | 0  | 0  | 0  | 0  | 0   |
| @NYJ 11/13 | W    | 1/0  | 4  | 2  | 2  | 0                 | 0.0 | 0   | 0   | 0  | 0  | 0  | 0  | 0  | 0   |
| MIA 11/20  | L    | 1/1  | 4  | 4  | 0  | 1                 | 7.0 | 0   | 0   | 0  | 0  | 0  | 1  | 0  | 0   |
| @NO 11/27  | L    | 1/1  | 2  | 1  | 1  | 0                 | 0.0 | 0   | 0   | 0  | 0  | 0  | 0  | 0  | 0   |
| @NE 12/4   | L    | 1/1  | 9  | 6  | 3  | 0                 | 0.0 | 0   | 0   | 0  | 0  | 0  | 0  | 0  | 0   |
| ATL 12/11  | L    | 1/0  | 3  | 3  | 0  | 0                 | 0.0 | 0   | 0   | 0  | 0  | 0  | 0  | 0  | 0   |
| @SEA 12/15 | L    | 1/1  | 3  | 0  | 3  | 0                 | 0.0 | 0   | 0   | 0  | 0  | 0  | 0  | 0  | 0   |
| SF 12/24   | L    |      |    |    |    | Declared Inactive |     |     |     |    |    |    |    |    |     |
| ARI 1/1/17 | L    |      |    |    |    | Declared Inactive |     |     |     |    |    |    |    |    |     |
| TOTALS     | 4-12 | 14/8 | 70 | 56 | 14 | 1                 | 7.0 | 0   | 0   | 0  | 0  | 8  | 1  | 0  | 0   |

# LAMARCUS JOYNER GAME-BY-GAME STATISTICS CONTINUED

## 2015 ST. LOUIS RAMS

| Game         | W/L        | P/S         | T         | S         | A         | Sk         | Yds         | Int      | Yds      | Lg       | TD       | PD       | FF       | FR       | Yds      |
|--------------|------------|-------------|-----------|-----------|-----------|------------|-------------|----------|----------|----------|----------|----------|----------|----------|----------|
| SEA 9/13     | W          | 1/0         | 6         | 5         | 1         | 1.0        | 10.0        | 0        | 0        | 0        | 0        | 0        | 0        | 0        | 0        |
| @WSH 9/20    | L          | 1/0         | 4         | 4         | 0         | 0.0        | 0.0         | 0        | 0        | 0        | 0        | 0        | 0        | 0        | 0        |
| PIT 9/27     | L          | 1/1         | 6         | 6         | 0         | 0.0        | 0.0         | 0        | 0        | 0        | 0        | 0        | 0        | 0        | 0        |
| @ARI 10/4    | W          | 1/0         | 6         | 5         | 1         | 1.0        | 1.0         | 0        | 0        | 0        | 0        | 0        | 0        | 0        | 0        |
| @GB 10/11    | L          | 1/1         | 8         | 8         | 0         | 0.0        | 0.0         | 0        | 0        | 0        | 0        | 0        | 0        | 1        | 0        |
| CLE 10/25    | W          | 1/1         | 7         | 6         | 1         | 0.0        | 0.0         | 0        | 0        | 0        | 2        | 0        | 0        | 0        | 0        |
| SF 11/1      | W          | 1/0         | 5         | 4         | 1         | 0.0        | 0.0         | 0        | 0        | 0        | 0        | 0        | 0        | 0        | 0        |
| @MIN 11/8    | L          | 1/0         | 3         | 1         | 2         | 0.0        | 0.0         | 0        | 0        | 0        | 0        | 0        | 0        | 0        | 0        |
| CHI 11/15    | L          | 1/0         | 5         | 4         | 1         | 0.0        | 0.0         | 0        | 0        | 0        | 0        | 0        | 0        | 0        | 0        |
| @BAL 11/22   | L          | 1/0         | 5         | 5         | 0         | 0.0        | 0.0         | 0        | 0        | 0        | 0        | 0        | 0        | 0        | 0        |
| @CIN 11/29   | L          | 1/0         | 0         | 0         | 0         | 0.0        | 0.0         | 0        | 0        | 0        | 0        | 0        | 0        | 0        | 0        |
| ARI 12/6     | L          | 1/1         | 8         | 8         | 0         | 0.0        | 0.0         | 0        | 0        | 0        | 2        | 0        | 0        | 0        | 0        |
| DET 12/13    | W          | 1/0         | 3         | 2         | 1         | 0.0        | 0.0         | 0        | 0        | 0        | 1        | 0        | 0        | 0        | 0        |
| TB 12/17     | W          | 1/1         | 4         | 3         | 1         | 0.0        | 0.0         | 0        | 0        | 0        | 0        | 0        | 0        | 0        | 0        |
| @SEA 12/27   | W          | 1/1         | 3         | 2         | 1         | 0.0        | 0.0         | 0        | 0        | 0        | 1        | 0        | 0        | 0        | 0        |
| @SF 1/3      | L          | 1/0         | 8         | 7         | 1         | 0.0        | 0.0         | 0        | 0        | 0        | 0        | 0        | 0        | 0        | 0        |
| <b>TOTAL</b> | <b>7-9</b> | <b>16/5</b> | <b>81</b> | <b>70</b> | <b>11</b> | <b>2.0</b> | <b>11.0</b> | <b>0</b> | <b>0</b> | <b>0</b> | <b>6</b> | <b>0</b> | <b>1</b> | <b>0</b> | <b>0</b> |

## 2014 ST. LOUIS RAMS

| Game         | W/L         | P/S         | T         | S         | A         | Sk         | Yds        | Int      | Yds      | Lg       | TD       | PD       | FF       | FR       | Yds      |
|--------------|-------------|-------------|-----------|-----------|-----------|------------|------------|----------|----------|----------|----------|----------|----------|----------|----------|
| MIN 9/7      | L           | 1/0         | 2         | 2         | 0         | 0.0        | 0.0        | 0        | 0        | 0        | 0        | 0        | 0        | 0        | 0        |
| @TB 9/14     | W           |             |           |           |           |            |            |          |          |          |          |          |          | Inactive |          |
| DAL 9/21     | L           | 1/0         | 4         | 2         | 2         | 0.0        | 0.0        | 0        | 0        | 0        | 0        | 0        | 0        | 0        | 0        |
| PHI 10/5     | L           | 1/0         | 8         | 5         | 3         | 0.0        | 0.0        | 0        | 0        | 0        | 2        | 0        | 0        | 0        | 0        |
| SF 10/13     | L           | 1/0         | 2         | 1         | 1         | 0.0        | 0.0        | 0        | 0        | 0        | 0        | 0        | 0        | 0        | 0        |
| SEA 10/19    | W           | 1/0         | 9         | 6         | 3         | 0.0        | 0.0        | 0        | 0        | 0        | 0        | 0        | 0        | 0        | 0        |
| @KC 10/26    | L           | 1/0         | 11        | 10        | 1         | 0.0        | 0.0        | 0        | 0        | 0        | 0        | 0        | 0        | 0        | 0        |
| @SF 11/2     | W           | 1/0         | 7         | 3         | 4         | 0.0        | 0.0        | 0        | 0        | 0        | 1        | 0        | 0        | 0        | 0        |
| @ARI 11/9    | L           | 1/0         | 0         | 0         | 0         | 0.0        | 0.0        | 0        | 0        | 0        | 0        | 0        | 0        | 0        | 0        |
| DEN 11/16    | W           |             |           |           |           |            |            |          |          |          |          |          |          | Inactive |          |
| @SD 11/23    | L           |             |           |           |           |            |            |          |          |          |          |          |          | Inactive |          |
| OAK 11/30    | W           |             |           |           |           |            |            |          |          |          |          |          |          | Inactive |          |
| @WAS 12/7    | W           |             |           |           |           |            |            |          |          |          |          |          |          | Inactive |          |
| ARI 12/11    | L           |             |           |           |           |            |            |          |          |          |          |          |          | Inactive |          |
| NYG 12/21    | L           | 1/0         | 1         | 1         | 0         | 0.0        | 0.0        | 0        | 0        | 0        | 0        | 0        | 0        | 0        | 0        |
| @SEA 12/28   | L           | 1/1         | 4         | 3         | 1         | 1.0        | 6.0        | 0        | 0        | 0        | 0        | 0        | 0        | 0        | 0        |
| <b>TOTAL</b> | <b>5-10</b> | <b>10/1</b> | <b>48</b> | <b>33</b> | <b>15</b> | <b>1.0</b> | <b>6.0</b> | <b>0</b> | <b>0</b> | <b>0</b> | <b>3</b> | <b>0</b> | <b>0</b> | <b>0</b> | <b>0</b> |



# 18 | COOPER KUPP

**Position:** Wide Receiver  
**Ht./Wt.:** 6-2/205  
**Birth Date:** 6/15/1993  
**College:** Eastern Washington  
**Hometown:** Yakima, Wash.  
**Experience:** Rookie  
**Acquired:** D3A-2017 (69th)

**Career GP/GS (Playoffs):** 15/6 (0/0)



**TRANSACTIONS:** Selected by the Rams in the third round (69th overall) of the 2017 NFL Draft (4/29/17).

**2017 SEASON:** Started in six of 15 games...tallied 62 receptions for 869 yards and five touchdowns...**Week 17 vs. San Francisco (12/31):** Did not play...**Week 16 at Tennessee (12/24):** Started at wide receiver...registered four receptions for 65 yards and one touchdown...**Week 15 at Seattle (12/17):** Started at wide receiver...recorded two receptions for 21 yards...**Week 14 vs. Philadelphia (12/10):** Started at wide receiver...hauled in five receptions for a career-high 118 yards, including a career-long 64-yard reception and one touchdown...set the Rams rookie record for receptions...posted his second-career 100-plus yard game...**Week 13 at Arizona (12/3):** Started at wide receiver...registered five receptions for 68 yards...**Week 12 vs. New Orleans (11/26):** Saw action at wide receiver...recorded career highs in receptions (eight) and receiving yards (116)...first 100-plus yard game of his career...**Week 11 at Minnesota (11/19):** Started at wide receiver...hauled in six receptions for 64 yards...**Week 10 vs. Houston (11/12):** Saw action at wide receiver...reeled in six receptions for 47 yards...**Week 9 at New York Giants (11/5):** Made first career start at wide receiver...recorded three receptions for 54 yards...**Week 7 vs. Arizona (10/22):** Saw action at wide receiver...hauled in four receptions for 51 yards and a touchdown...**Week 6 at Jacksonville (10/16):** Saw action at wide receiver...tailed two receptions for 35 yards...**Week 5 vs. Seattle (10/8):** Saw action at wide receiver...collected three receptions for 44 yards...**Week 4 at Dallas (10/1):** Saw action at wide receiver...had five receptions for 60 yards and a touchdown...**Week 3 at San Francisco (9/21):** Saw action at wide receiver...recorded two receptions for 17 yards...**Week 2 vs. Washington (9/17):** Saw action at wide receiver and hauled in three receptions for 33 yards...**Week 1 vs. Indianapolis (9/10):** Saw action at wide receiver and had four receptions for a game-high 76 yards and a touchdown.

**COLLEGE:** Kupp was a consensus FCS All-American for the four straight seasons...earned first team All-America honors on all eight 2016 teams announced, bringing his total of All-America honors won in four seasons to 30 (all first team, including nine in 2013, six in 2014, seven in 2015 and eight in 2016)...in addition, he earned 14 different national player of the year accolades in his career and was a three-time Academic All-America selection...in 2016, Kupp became the first wide receiver and just the fourth player overall in the 54-year history of the Big Sky Conference to earn first team All-Big Sky honors four seasons...in 2015, Kupp became only the second wide receiver in 42 years to capture the Big Sky Conference Offensive MVP Award, then became one of only 10 repeat winners in league history in 2016...also a two-time team co-captain, honored four times on the Big Sky Conference All-Academic team and was twice selected as an Academic All-Star by the FCS Athletic Director's Association...he was honored as Big Sky Conference Player of the Week six times in his career – four times on offense and twice on special teams...Kupp established 15 FCS, 11 Big Sky and 26 EWU records in his illustrious 52-game Eastern career (all as a starter), and added a collegiate all-division mark...his 6,464 yards, 428 receptions, 73 touchdown catches, 124.3 average yards per game and 1.40 average touchdowns per game were all FCS records.

**PERSONAL:** Attended Davis High School where he was a two-way All-State selection...earned first team 4A All-State honors as a defensive back and honorable mention accolades as a wide receiver from the *Associated Press*...finished his senior season with 60 receptions for 1,059 yards (17.7 per catch) and 18 touchdowns, and scored 22 total touchdowns to set a school record...married to the former Anna Croskrey...parents are Craig and Karin Kupp, who were both inducted into the Pacific Lutheran University Hall of Fame in 2003...his father was a fifth-round draft pick by the New York Giants in 1990 and played in 1991 for the Phoenix Cardinals and the Dallas Cowboys...his grandfather, Jake Kupp, was an offensive lineman for the University of Washington and was drafted by the Dallas Cowboys in the 1964 NFL draft and played from 1964-75 with stints with the Washington Redskins, New Orleans Saints and Atlanta Falcons...he was named to the NFL All-Rookie team and was inducted into the New Orleans Saints Hall of Fame in 1991...earned his bachelor's degree in economics.

## COOPER KUPP NFL STATISTICS

| Year          | Team | NFL STATISTICS |           |            |             |           |          |          | Rushing  |            |          |          |          |
|---------------|------|----------------|-----------|------------|-------------|-----------|----------|----------|----------|------------|----------|----------|----------|
|               |      | G/S            | Receiving |            |             | Rushing   |          |          |          | Att        | Yds      | Avg      | Lg       |
|               |      |                | No        | Yds        | Avg         | Lg        | TD       |          |          |            |          |          |          |
| 2017          | RAMS | 15/6           | 62        | 869        | 14.0        | 64        | 5        | 0        | 0        | 0.0        | 0        | 0        | 0        |
| <b>TOTALS</b> |      | <b>15/6</b>    | <b>62</b> | <b>869</b> | <b>14.0</b> | <b>64</b> | <b>5</b> | <b>0</b> | <b>0</b> | <b>0.0</b> | <b>0</b> | <b>0</b> | <b>0</b> |

# COOPER KUPP GAME-BY-GAME STATISTICS

## 2017 LOS ANGELES RAMS

| Game          | W/L         | Receiving    |           |            |             |           | Rushing  |          |          |            |          |          |
|---------------|-------------|--------------|-----------|------------|-------------|-----------|----------|----------|----------|------------|----------|----------|
|               |             | P/S          | No        | Yds        | Avg         | Lg        | TD       | Att      | Yds      | Avg        | Lg       | TD       |
| IND 9/10      | W           | 1/0          | 4         | 76         | 19.0        | 28        | 1        | 0        | 0        | 0.0        | 0        | 0        |
| WAS 9/17      | L           | 1/0          | 3         | 33         | 11.0        | 17        | 0        | 0        | 0        | 0.0        | 0        | 0        |
| @SF 9/21      | W           | 1/0          | 2         | 17         | 17.0        | 13        | 0        | 0        | 0        | 0.0        | 0        | 0        |
| @DAL 10/1     | W           | 1/0          | 5         | 60         | 12.0        | 24        | 1        | 0        | 0        | 0.0        | 0        | 0        |
| SEA 10/8      | L           | 1/0          | 3         | 44         | 14.7        | 19        | 0        | 0        | 0        | 0.0        | 0        | 0        |
| @JAC 10/15    | W           | 1/0          | 2         | 35         | 17.5        | 22        | 0        | 0        | 0        | 0.0        | 0        | 0        |
| ARI 10/22     | W           | 1/0          | 4         | 51         | 12.8        | 18        | 1        | 0        | 0        | 0.0        | 0        | 0        |
| @NYG 11/5     | W           | 1/1          | 3         | 54         | 18.0        | 35        | 0        | 0        | 0        | 0.0        | 0        | 0        |
| HOU 11/12     | W           | 1/0          | 6         | 47         | 7.8         | 19        | 0        | 0        | 0        | 0.0        | 0        | 0        |
| @MIN 11/19    | L           | 1/1          | 6         | 64         | 10.7        | 23        | 0        | 0        | 0        | 0.0        | 0        | 0        |
| NO 11/26      | W           | 1/0          | 8         | 116        | 14.5        | 53        | 0        | 0        | 0        | 0.0        | 0        | 0        |
| @ARI 12/2     | W           | 1/1          | 5         | 68         | 13.6        | 25        | 0        | 0        | 0        | 0.0        | 0        | 0        |
| PHI 12/10     | L           | 1/1          | 5         | 118        | 23.6        | 64        | 1        | 0        | 0        | 0.0        | 0        | 0        |
| @SEA 12/17    | W           | 1/1          | 2         | 21         | 10.5        | 15        | 0        | 0        | 0        | 0.0        | 0        | 0        |
| @TEN 12/24    | W           | 1/1          | 4         | 65         | 16.3        | 34        | 1        | 0        | 0        | 0.0        | 0        | 0        |
| SF 12/31      | L           | Did not play |           |            |             |           |          |          |          |            |          |          |
| <b>TOTALS</b> | <b>11-5</b> | <b>15/6</b>  | <b>62</b> | <b>869</b> | <b>14.0</b> | <b>64</b> | <b>5</b> | <b>0</b> | <b>0</b> | <b>0.0</b> | <b>0</b> | <b>0</b> |



# 58 | CORY LITTLETON

**Position:** Linebacker  
**Ht./Wt.:** 6-3/225  
**Birth Date:** 11/18/93  
**College:** Washington  
**Hometown:** Spring Valley, Calif.  
**Experience:** 2nd year (2nd Rams)  
**Acquired:** UDFA-2016

**Career GP/GS (Playoffs):** 32/5 (0/0)



**TRANSACTIONS:** Signed with the Los Angeles Rams as an undrafted free agent (5/6/16).

**2017 SEASON:** **Week 17 vs. San Francisco (12/31):** Started at linebacker and saw action on special teams...totalled a career-high eight tackles (five solo)...**Week 16 at Tennessee (12/24):** Started at linebacker for an injured LB Mark Barron and saw action on special teams...recorded a career-high seven tackles (three solo), including one for loss...also notched one pass defended, his first career interception and a sack...**Week 15 at Seattle (12/17):** Saw action on defense and on special teams...collected four tackles (two solo), including one for loss...added two tackles on special teams...**Week 14 vs. Philadelphia (12/10):** Started at outside linebacker...recorded four tackles (three solo) and one quarterback hit...added one tackle on special teams...**Week 13 at Arizona (12/3):** Saw action at linebacker and on special teams...**Week 12 vs. New Orleans (11/26):** Saw action at linebacker and on special teams...**Week 11 at Minnesota (11/19):** Saw action on defense and special teams...**Week 10 vs. Houston (11/12):** Saw action on defense and on special teams...**Week 9 at New York Giants (11/5):** Saw action on defense and on special teams...collected two solo tackles and one pass defended...blocked a Brad Wing punt in the third quarter...his second blocked punt of the season...**Week 7 vs. Arizona (10/22):** Saw action at outside linebacker and on special teams...registered his first career pass defended...tallied three special teams tackles...**Week 6 at Jaguars (10/16):** Saw action at outside linebacker and on special teams...collected two tackles...blocked a punt that was returned for a touchdown...**Week 5 vs. Seattle (10/8):** Started at outside linebacker and played special teams...notched two solo tackles...**Week 4 at Dallas (10/1):** Saw action on defense and special teams...**Week 3 at San Francisco (9/21):** Saw action at linebacker and on special teams and registered one solo tackle...**Week 2 vs. Washington (9/17):** Saw action at linebacker and on special teams...**Week 1 vs. Indianapolis (9/10):** Saw action at linebacker and forced a fumble and added solo one tackle...also tallied one special teams tackle.

**2016 SEASON:** Played in all 16 games on defense and special teams...finished his rookie season with 13 tackles and nine special teams tackles...recipient of the Carroll Rosenbloom Memorial Award as the club's top rookie...**vs. New York Giants (10/23):** Recorded a personal-best two special teams tackles...**vs. Miami (11/20):** Played on defense and special teams...recorded his first career tackle...**at New Orleans (11/27):** Registered two tackles (one solo)...added one special teams tackle...**at New England (12/4):** Notched a career-high six tackles (five solo)...added one special teams tackle...**vs. Arizona (1/1):** Led the team with two special teams tackles.

**COLLEGE:** Played in 49 games...registered 178 career tackles (100 solo), 12.0 sacks, six passes defended, three forced fumble, and two fumble recoveries...in 2015, started all 13 games...garnered 65 tackles (39 solo), 6.0 sacks, and two passes defended...named honorable mention All-Pac-12...finished 10th in the Pac-12 in sacks (6.0)...in 2014, played in all 14 games with four starts...collected 37 tackles (22 solo), 1.0 sack, one forced fumble, and one fumble recovery...in 2013, started all 13 games at defensive end...made 62 tackles, 5.0 sacks, two passes defended, one forced fumble and one fumble recovery...in 2012, played in nine games, had 14 tackles (six solo) and one forced fumble.

**PERSONAL:** Attended Mount Miguel High School...named first-team All-CIF San Diego Section and first-team All-East County as both a junior and senior at defensive end...as a senior, helped Mount Miguel to an 8-2 record and a berth in the quarterfinals of the CIF San Diego Section Division IV playoffs...also played basketball.


## CORY LITTLETON NFL STATISTICS

### REGULAR SEASON

| Year         | Team | G/S         | Tackles   |           |           | Sk         | Yds        | Interceptions |          |          |          | Fumbles  |          |          | Yds      |
|--------------|------|-------------|-----------|-----------|-----------|------------|------------|---------------|----------|----------|----------|----------|----------|----------|----------|
|              |      |             | Total     | Solo      | Asst      |            |            | Int           | Yds      | Lg       | TD       | PD       | FF       | FR       |          |
| 2016         | RAMS | 16/1        | 13        | 8         | 5         | 0.0        | 0.0        | 0             | 0        | 0        | 0        | 0        | 0        | 0        | 0        |
| 2017         | RAMS | 16/4        | 31        | 19        | 12        | 1.0        | 6.0        | 1             | 2        | 0        | 0        | 3        | 1        | 0        | 0        |
| <b>Total</b> |      | <b>32/5</b> | <b>44</b> | <b>27</b> | <b>17</b> | <b>1.0</b> | <b>6.0</b> | <b>1</b>      | <b>2</b> | <b>0</b> | <b>0</b> | <b>3</b> | <b>1</b> | <b>0</b> | <b>0</b> |

**ADDITIONAL CAREER STATISTICS:** Blocked Punt: 2017: (2); Special Teams Tackles: 2017: (7); 2016: (9).





# 73 | CORNELIUS LUCAS

|             |                     |
|-------------|---------------------|
| Position:   | Tackle              |
| Ht./Wt.     | 6-9/320             |
| Birth Date: | 7/18/1991           |
| College:    | Kansas State        |
| Hometown:   | New Orleans, LA.    |
| Experience: | 4th Year (1st Rams) |
| Acquired:   | FA-2017             |

Career GP/GS (Playoffs): 36/7 (2/2)



**TRANSACTIONS:** Signed with the Rams as a free agent (9/12/17)...released by the Lions (9/3/17)...re-signed as a restricted free agent with the Lions (4/17/17)...declared a restricted free agent (3/9/17)...signed with the Detroit Lions as a rookie free agent (5/12/14).

**PRO:** Fourth year pro...played in 36 regular season games with seven starts...earned starts in each of the Lions' two playoff games while on the Detroit roster.

**2017 SEASON:** Made Rams debut in Week 17 starting at right tackle...**Week 17 vs. San Francisco (12/31):** Started at right tackle...**Week 16 at Tennessee (12/24):** Declared inactive...**Week 15 at Seattle (12/17):** Declared inactive...**Week 14 vs. Philadelphia (12/10):** Declared inactive...**Week 13 at Arizona (12/3):** Declared inactive...**Week 12 vs. New Orleans (11/26):** Declared inactive...**Week 11 at Minnesota (11/19):** Declared inactive...**Week 10 vs. Houston (11/12):** Declared inactive...**Week 9 at New York Giants (11/5):** Declared inactive...**Week 7 vs. Arizona (10/22):** Declared inactive...**Week 6 at Jacksonville (10/16):** Declared inactive...**Week 5 vs. Seattle (10/8):** Declared inactive...**Week 4 at Dallas (10/1):** Declared inactive...**Week 3 at San Francisco (9/21):** Declared inactive...**Week 2 vs. Washington (9/17):** Declared inactive...**Week 1 vs. Indianapolis (9/10):** Not with team.

**2016 SEASON:** Made 2016 debut vs. Rams in a Week 6 contest...appeared in four regular season games..started NFC Wildcard Game against Seattle...**vs. Washington (10/23):** Saw time on both offense and special teams...**at Houston (10/16):** Filled in briefly for T Riley Reiff at right tackle...**at Seattle (1/7):** Filled in for injured T Riley Reiff in just his fifth game action of 2016.

**2015 SEASON:** Started at right tackle in Week 1 **at San Diego (9/13)**, Week 2 **at Minnesota (9/20)** and Week 3 **vs. Denver (9/27)** and appeared in 15 games on the season...saw action in a reserve offensive line role in Week 4 **at Seattle (10/5)**, Week 5 **vs. Arizona (10/11)**, Week 6 **vs. Chicago (10/18)**, Week 7 **vs. Minnesota (10/25)** and Week 8 **at Kansas City (11/1)**.

**2014 SEASON:** Started 2014 rookie campaign in a reserve role in Week 2 **at Carolina (9/14)** and saw action in 15 games this season. Shared most of his time with T Garrett Reynolds in the right tackle rotation... Part of offensive line effort that gained 28 first downs in Week 13 **vs. Chicago (11/27)**, earning his first-career NFL start at left tackle, replacing injured T Riley Reiff.

**COLLEGE:** A two-time All-Big 12 performer for the Wildcats, Lucas started 26 games at left tackle for Kansas State and brings tremendous size and length at 6-9, 328 pounds to the Lions' offensive line group...started all 13 games as a senior, including the Wildcats' bowl game vs. Michigan (12/28). Named to the Outland Trophy watch list in his final year...as a junior in 2012, took over the starting duties (13 games) at left tackle and helped Kansas State capture the 2012 Big 12 title as he earned First Team All-Big 12 honors from the league's coaches and second team accolades from the Associated Press and Phil Steele for the first time in his career...appeared in 12 games as a reserve offensive lineman as a freshman and sophomore.

**LUCAS' Games Played Stats:** RAMS 2017 (1/1), Detroit 2016 (3/0), Detroit 2015 (15/3), Detroit 2014 (15/3). Postseason: 2016 (1/1), 2014 (1/1). **TOTALS (36/7).**



# 55 | CAMERON LYNCH

**Position:** Linebacker  
**Ht./Wt.** 6-0/229  
**Birth Date:** 8/5/1993  
**College:** Syracuse  
**Hometown:** Lawrenceville, Ga.  
**Experience:** 3rd Year (2nd Rams)  
**Acquired:** FA-2017

**Career GP/GS (Playoffs):** 42/0 (0/0)



**TRANSACTIONS:** Signed to the Rams active roster (12/9/17), after being signed to their practice squad (12/5)...was a member of the Tampa Bay Buccaneers 9/13/16 through 12/2/17...originally signed with the Rams as an undrafted free agent (5/7/15).

**PRO:** Played in 42 games as a pro, including 16 games his rookie season with the Rams...saw action on defense and was a key contributor on special teams.

**2017 SEASON:** Finished the regular season with two solo tackles...**Week 17 vs. San Francisco (12/31):** Saw action at linebacker and on special teams...recorded two solo tackles...**Week 16 at Tennessee (12/24):** Saw action on special teams...**Week 15 at Seattle (12/17):** Saw action on special teams...**Week 14 vs. Philadelphia (12/10):** Saw action on special teams.

**2016 SEASON:** Spent time on the Bucs practice squad and active roster.

**2015 SEASON:** Finished the season with six special team tackles...**vs. Arizona (12/6):** Played on special teams...recorded one special teams tackle...**at Minnesota (11/08):** Played on special teams...tallied three tackles...**vs. San Francisco (11/01):** Saw action on special teams...recorded one tackle...**at Arizona (10/4):** Saw action on special teams and on defense...posted one special teams tackle...**vs. Seattle (9/13):** Made his NFL debut on special teams.

**COLLEGE:** A two-year starter for the Orange and appeared in 50 games over four-year career...played in the NFLPA Collegiate Bowl...started all 12 games and led team with 97 tackles, inducing 12 for loss, and seven sacks as a senior captain in 2014...earned third-team All-ACC honors from Phil Steele...as a junior in 2013, posted 69 tackles, including 12 for loss, six pass deflections and four sacks...named 2010 Atlanta Journal Constitution and Gwinnett Daily Post AAAAAA Defensive Player of the Year as a high school senior...majored in economics...wants to pursue a career in broadcasting after football.

**PERSONAL:** Born Cameron Ellis Lynch in Lawrenceville, Ga...attended Brookwood High School in Snellville, Ga. and earned 2010 AAAAA First Team All-State and All-County honors...named 2010 Atlanta Journal Constitution and Gwinnett Daily Post AAAAAA Defensive Player of the Year...in 2010, helped lead team to a 14-1 record and class 5A state championship...as a senior captain, had 188 tackles, including a school-record 18.5 sacks, and five interceptions...as a junior, registered 135 tackles, 4.0 sacks and an interception...Coach: Mark Crews...member of the 2010 state champion track & field team, competing in the discus...member of the Key Club...son of Sean Lynch and Rhonda Hanley...has one sister.

## CAMERON LYNCH NFL STATISTICS

| Year         | Team      | G/S         | REGULAR SEASON |          |          |               |            |          |          |          |          |          |          |          |          |          |
|--------------|-----------|-------------|----------------|----------|----------|---------------|------------|----------|----------|----------|----------|----------|----------|----------|----------|----------|
|              |           |             | Tackles        |          |          | Interceptions |            |          |          |          |          | Fumbles  |          |          |          |          |
|              |           |             | Total          | Solo     | Asst     | Sk            | Yds        | Int      | Yds      | Lg       | TD       | PD       | FF       | FR       | Yds      |          |
| 2015         | RAMS      | 16/0        | 0              | 0        | 0        | 0.0           | 0.0        | 0        | 0        | 0        | 0        | 0        | 0        | 0        | 0        | 0        |
| 2016         | Tampa Bay | 12/0        | 0              | 0        | 0        | 0.0           | 0.0        | 0        | 0        | 0        | 0        | 0        | 0        | 0        | 0        | 0        |
| 2017         | Tampa Bay | 11/0        | 0              | 0        | 0        | 0.0           | 0.0        | 0        | 0        | 0        | 0        | 0        | 0        | 0        | 0        | 0        |
| 2017         | RAMS      | 3/0         | 2              | 2        | 0        | 0.0           | 0.0        | 0        | 0        | 0        | 0        | 0        | 0        | 0        | 0        | 0        |
| <b>Total</b> |           | <b>42/0</b> | <b>2</b>       | <b>2</b> | <b>0</b> | <b>0.0</b>    | <b>0.0</b> | <b>0</b> | <b>0</b> | <b>0</b> | <b>0</b> | <b>0</b> | <b>0</b> | <b>0</b> | <b>0</b> | <b>0</b> |

**ADDITIONAL CAREER STATISTICS:** Special Teams Tackles: RAMS 2015 (6).







# 14 | SEAN MANNION

**Position:** Quarterback  
**Ht./Wt.** 6-5/231  
**Birth Date:** 4/25/92  
**College:** Oregon State  
**Hometown:** Pleasanton, Calif.  
**Experience:** 3rd year (3rd Rams)  
**Acquired:** D3B-2015 (89th)

**Career GP/GS (Playoffs):** 7/1 (0/0)



**TRANSACTIONS:** Selected by the Rams in the third round (89th overall) of the 2015 NFL Draft (5/1/15).

**PRO:** Played in seven games in his first three seasons.

**2017 SEASON:** Played in seven games with one start...completed 22-of-37 passes for 185 yards and no interceptions...**Week 17 vs. San Francisco (12/31):** Made his first career start at quarterback...completed 20-of-34 passes for 169 yards, no interceptions for a 71.8 passer rating...**Week 16 at Tennessee (12/24):** Did not play...**Week 15 at Seattle (12/17):** Saw action at quarterback...completed one pass for four yards...rushed for three yards...**Week 14 vs. Philadelphia (12/10):** Did not play...**Week 13 at Arizona (12/3):** Did not play...**Week 12 vs. New Orleans (11/26):** Did not play...**Week 11 at Minnesota (11/19):** Did not play...**Week 10 vs. Houston (11/12):** Did not play...**Week 9 at New York Giants (11/5):** Saw action at quarterback...**Week 7 vs. Arizona (10/22):** Saw action at quarterback...**Week 6 at Jacksonville (10/16):** Did not play...**Week 5 vs. Seattle (10/8):** Did not play...**Week 4 at Dallas (10/1):** Did not play...**Week 3 at San Francisco (9/21):** Did not play...**Week 2 vs. Washington (9/17):** Did not play...**Week 1 vs. Indianapolis (9/10):** Saw action in the fourth quarter and completed a 12 yard pass to Derek Carrier.

**2016 SEASON:** Played in one game, completed three passes for 19 yards...**vs. Arizona (1/1):** Completed three passes, including a nine-yard pass to TE Lance Kendricks.

**2015 SEASON: at Cincinnati (11/29):** Completed six passes for 31 yards in his NFL debut at quarterback...declared inactive for 15 games...**Week 14 vs. Atlanta (12/11):** Declared inactive.

**COLLEGE:** Finished his career with 13,600 passing yards which ranks 8th in NCAA Division I history...that mark set the Pac-12 record for career passing yards...owns 18 OSU passing records...set OSU career passing touchdown record with 83; also ranks 7th in Pac-12 history...his 64.6 career completion percentage broke the school record...finished career with 43 starts, tied for 8th in OSU history...earned Pac-12 All-Conference Honorable Mention (2013, 2014)...named Pac-12 Offensive player of the Week four times in his career...earned Pac-12 All-Academic Honorable Mention (2014, 2013, 2012)...finished the 2014 season with 3,164 passing yards, the 10th-most prolific season in OSU history...won the 2014 Manning Passing Academy Air-It-Out Challenge...in 2013, tied for fourth in the nation for touchdowns passing (37), including a school record six against Colorado...second in the nation with 4,662 passing yards and passing yards per game (358.6)...set Pac-12 record with 4,662 passing yards in a season...finished tied for third in Pac-12 single season history and set OSU record with 37 touchdown passes...set OSU single season records with 400 completions and 603 pass attempts...named a Freshman All-American in 2011 by the Football Writers Association of America...set Oregon State record for attempts (66) in a single game...finished the season with 16 touchdown passes and one rushing...ended the season with 11 straight games of 200-plus yards passing, a feat matched only by Anderson (13 times in 2003) in the last decade...redshirted in 2010.

**PERSONAL:** Three-year starter and letterwinner in football at Foothill High School...finished high school career as the career passing leader at Foothill...Rivals four-star athlete and rated the 14th-best pro style quarterback in the nation...threw for 3,521 yards and 27 touchdowns as a senior – added three scores on the ground...set a Northern California prep record with 581 yards passing and five touchdowns in a game...led Foothill to the Northern California CIF playoffs...honorable mention All-East Bay and All-Metro as a junior...earned two letters as a pitcher for the baseball team and one letter as a center for the basketball team...born in San Jose, Calif...son of John and Inga Mannion...John is the head football coach at Silverton (Ore.) High School, accepted the position in the spring of 2010...graduated in December 2014 with a degree in liberal studies...pursuing a Master's degree in interdisciplinary studies with options in sociology, political science and history.

## SEAN MANNION NFL STATISTICS

| REGULAR SEASON |        |            |           |           |             |            |            |          |          |           |             |             |
|----------------|--------|------------|-----------|-----------|-------------|------------|------------|----------|----------|-----------|-------------|-------------|
| Year           | School | G/S        | Passing   |           |             | Yds        | Yds/Att    | TD       | Int      | Lg        | Sk-Yds      | Rtg.        |
|                |        |            | Att.      | Cmp       | Pct.        |            |            |          |          |           |             |             |
| 2015           | RAMS   | 1/0        | 7         | 6         | 85.7        | 31         | 4.4        | 0        | 0        | 11        | 0-0         | 85.1        |
| 2016           | RAMS   | 1/0        | 6         | 3         | 50.0        | 19         | 3.2        | 0        | 1        | 9         | 0-0         | 17.4        |
| 2017           | RAMS   | 7/1        | 37        | 22        | 59.5        | 185        | 5.0        | 0        | 0        | 50        | 3-20        | 72.5        |
| <b>TOTAL</b>   |        | <b>7/1</b> | <b>50</b> | <b>31</b> | <b>62.0</b> | <b>235</b> | <b>4.7</b> | <b>0</b> | <b>1</b> | <b>50</b> | <b>3-20</b> | <b>65.0</b> |

# SEAN MANNION GAME-BY-GAME STATISTICS

## 2017 LOS ANGELES RAMS

| Game       | W/L  | P/S | Att | Cmp | Pct   | Yds | Yds/<br>Att  | TD | Int | Lg | Sk-<br>Yds | Rtg   |
|------------|------|-----|-----|-----|-------|-----|--------------|----|-----|----|------------|-------|
| IND 9/10   | W    | 1/0 | 1   | 1   | 100.0 | 12  | 12.0         | 0  | 0   | 12 | 0          | 116.7 |
| WAS 9/17   | L    |     |     |     |       |     | Did not play |    |     |    |            |       |
| @SF 9/21   | W    |     |     |     |       |     | Did not play |    |     |    |            |       |
| @DAL 10/1  | W    |     |     |     |       |     | Did not play |    |     |    |            |       |
| SEA 10/8   | L    |     |     |     |       |     | Did not play |    |     |    |            |       |
| @JAC 10/15 | W    |     |     |     |       |     | Did not play |    |     |    |            |       |
| ARI 10/22  | W    | 0/0 | 0   | 0   | 0.0   | 0   | 0.0          | 0  | 0   | 0  | 0          | 0.0   |
| @NYG 11/5  | W    | 0/0 | 0   | 0   | 0.0   | 0   | 0.0          | 0  | 0   | 0  | 0          | 0.0   |
| HOU 11/12  | W    |     |     |     |       |     | Did not play |    |     |    |            |       |
| @MIN 11/19 | L    |     |     |     |       |     | Did not play |    |     |    |            |       |
| NO 11/26   | W    |     |     |     |       |     | Did not play |    |     |    |            |       |
| @ARI 12/2  | W    |     |     |     |       |     | Did not play |    |     |    |            |       |
| PHI 12/10  | L    |     |     |     |       |     | Did not play |    |     |    |            |       |
| @SEA 12/17 | W    | 1/0 | 2   | 1   | 50.0  | 4   | 2.0          | 0  | 0   | 4  | 0          | 56.3  |
| @TEN 12/24 | W    |     |     |     |       |     | Did not play |    |     |    |            |       |
| SF 12/31   | L    | 1/1 | 34  | 20  | 58.8  | 169 | 4.97         | 0  | 0   | 50 | 3-20       | 71.8  |
| TOTALS     | 11-5 | 3/1 | 37  | 22  | 59.5  | 185 | 5.00         | 0  | 0   | 50 | 3-20       | 72.5  |

## 2016 LOS ANGELES RAMS

| Game       | W/L  | P/S | Att | Cmp | Pct  | Yds | Yds/<br>Att  | TD | Int | Lg | Sk-<br>Yds | Rtg  |
|------------|------|-----|-----|-----|------|-----|--------------|----|-----|----|------------|------|
| @SF 9/12   | L    | 0/0 |     |     |      |     | Did not play |    |     |    |            |      |
| SEA 9/18   | W    | 0/0 |     |     |      |     | Inactive     |    |     |    |            |      |
| @TB 9/25   | W    | 0/0 |     |     |      |     | Inactive     |    |     |    |            |      |
| @ARI 10/2  | W    | 0/0 |     |     |      |     | Inactive     |    |     |    |            |      |
| BUF 10/9   | L    | 0/0 |     |     |      |     | Inactive     |    |     |    |            |      |
| @DET 10/16 | L    | 0/0 |     |     |      |     | Inactive     |    |     |    |            |      |
| NYG 10/23  | L    | 0/0 |     |     |      |     | Inactive     |    |     |    |            |      |
| CAR 11/6   | L    | 0/0 |     |     |      |     | Inactive     |    |     |    |            |      |
| @NYJ 11/13 | W    | 0/0 |     |     |      |     | Inactive     |    |     |    |            |      |
| MIA 11/20  | L    | 0/0 |     |     |      |     | Inactive     |    |     |    |            |      |
| @NO 11/27  | L    | 0/0 |     |     |      |     | Inactive     |    |     |    |            |      |
| @NE 12/4   | L    | 0/0 |     |     |      |     | Inactive     |    |     |    |            |      |
| ATL 12/11  | L    | 0/0 |     |     |      |     | Inactive     |    |     |    |            |      |
| @SEA 12/15 | L    | 0/0 |     |     |      |     | Inactive     |    |     |    |            |      |
| SF 12/24   | L    | 0/0 |     |     |      |     | Did not play |    |     |    |            |      |
| ARI 1/1/17 | L    | 1/0 | 6   | 3   | 50.0 | 19  | 3.2          | 0  | 1   | 9  | 0-0        | 17.4 |
| TOTALS     | 4-12 | 1/0 | 6   | 3   | 50.0 | 19  | 3.2          | 0  | 1   | 9  | 0-0        | 17.4 |

## 2015 ST. LOUIS RAMS

| Game       | W/L | P/S | Att | Cmp | Pct  | Yds | Yds/<br>Att | TD | Int | Lg | Sk-<br>Yds | Rtg  |
|------------|-----|-----|-----|-----|------|-----|-------------|----|-----|----|------------|------|
| SEA 9/13   | W   |     |     |     |      |     | Inactive    |    |     |    |            |      |
| @WSH 9/20  | L   |     |     |     |      |     | Inactive    |    |     |    |            |      |
| PIT 9/27   | L   |     |     |     |      |     | Inactive    |    |     |    |            |      |
| @ARI 10/4  | W   |     |     |     |      |     | Inactive    |    |     |    |            |      |
| @GB 10/11  | L   |     |     |     |      |     | Inactive    |    |     |    |            |      |
| CLE 10/25  | W   |     |     |     |      |     | Inactive    |    |     |    |            |      |
| SF 11/1    | W   |     |     |     |      |     | Inactive    |    |     |    |            |      |
| @MIN 11/8  | L   |     |     |     |      |     | Inactive    |    |     |    |            |      |
| CHI 11/15  | L   |     |     |     |      |     | Inactive    |    |     |    |            |      |
| @BAL 11/22 | L   |     |     |     |      |     | Inactive    |    |     |    |            |      |
| @CIN 11/29 | L   | 1/0 | 7   | 6   | 85.7 | 31  | 4.4         | 0  | 0   | 11 | 0-0        | 85.1 |
| ARI 12/6   | L   |     |     |     |      |     | Inactive    |    |     |    |            |      |
| DET 12/13  | W   |     |     |     |      |     | Inactive    |    |     |    |            |      |
| TB 12/17   | W   |     |     |     |      |     | Inactive    |    |     |    |            |      |
| @SEA 12/27 | W   |     |     |     |      |     | Inactive    |    |     |    |            |      |
| @SF 1/3    | L   |     |     |     |      |     | Inactive    |    |     |    |            |      |
| TOTALS     | 7-9 | 1/0 | 7   | 6   | 85.7 | 31  | 4.4         | 0  | 0   | 11 | 0-0        | 85.1 |



# 44 | JAKE McQUAIDE

|                    |                     |
|--------------------|---------------------|
| <b>Position:</b>   | Long Snapper        |
| <b>Ht./Wt.</b>     | 6-2/225             |
| <b>Birth Date:</b> | 12/7/87             |
| <b>College:</b>    | Ohio State          |
| <b>Hometown:</b>   | Cincinnati, Ohio    |
| <b>Experience:</b> | 7th year (7th Rams) |
| <b>Acquired:</b>   | FA-2011             |

**Career GP/GS (Playoffs):** 112/0 (0/0)



**TRANSACTIONS:** Signed with the Rams (7/27/11)...signed a four-year contract extension in July 2013 to extend his contract into 2017.

**PRO:** Sixth-year pro has played in all 112 games of his career...tallied 1,029 clean snaps through first seven seasons...has made nine tackles on special teams...received Pro Bowl honors for the first time in his career in 2016.

**2017 SEASON:** Recorded 151 consecutive clean snaps...had one special teams tackle...**Week 17 vs. San Francisco (12/31):** Saw action at long snapper...tallied 10 clean snaps... **Week 16 at Tennessee (12/24):** Saw action at long snapper...totalled nine clean snaps...**Week 15 at Seattle (12/17):** Saw action at long snapper...notched 12 clean snaps...**Week 14 vs. Philadelphia (12/10):** Saw action at long snapper...notched 10 clean snaps... **Week 13 at Arizona (12/3):** Saw action at long snapper...registered 11 clean snaps...**Week 12 vs. New Orleans (11/26):** Saw action at long snapper...tallied 10 clean snaps... **Week 11 at Minnesota (11/19):** Saw action at long snapper...made seven clean snaps... **Week 10 vs. Houston (11/12):** Saw action at long snapper...recorded 11 clean snaps...**Week 9 at New York Giants (11/5):** Saw action at long snapper...recorded 11 clean snaps...**Week 7 vs. Arizona (10/22):** Saw action at long snapper...registered nine clean snaps... **Week 6 at Jaguars (10/16):** Saw action at long snapper and tallied nine clean snaps... **Week 5 vs. Seattle (10/8):** Saw action at long snapper...tallied four clean snaps...**Week 4 at Dallas (10/1):** Saw action at long snapper...recorded 13 clean snaps...**Week 3 at San Francisco (9/21):** Saw action at long snapper...registered four clean snaps...**Week 2 vs. Washington (9/17):** Saw action at long snapper...tallied eight clean snaps...notched one special teams tackle...**Week 1 vs. Indianapolis (9/10):** Saw action at long snapper and recorded 13 clean snaps.



**2016 SEASON:** Became the first long-stapper in franchise history to make the Pro Bowl...played in all 16 games...tallied 146 clean snaps...**at Arizona (10/2):** Compiled 10 clean snaps in addition to his first special teams tackle of the season...**vs. Miami (11/20):** Notched 11 clean snaps...**vs. San Francisco (12/24):** Tallied 11 clean snaps.

**2015 SEASON:** Played in all 16 games...posted 157 snaps on the season, tallying a season-high 13 snaps and one special teams tackle...**at San Francisco (1/3/16):** Recorded 11 snaps...**at Seattle (12/27):** Posted 10 clean snaps...**vs. Tampa Bay (12/17):** Recorded nine clean snaps for the third consecutive week...**at Cincinnati (11/29):** Recorded six snaps and one special teams tackle...**at Baltimore (11/22):** Posted 11 snaps...**at Minnesota (11/08):** Tallied 13 snaps...**vs. San Francisco (11/01):** Recorded 12 snaps...**vs. Cleveland (10/25):** Tallied 11 snaps...**at Green Bay (10/11):** Posted 9 clean snaps...**at Arizona (10/4):** Recorded 11 clean snaps...**vs. Pittsburgh (9/27):** Registered six clean snaps...**at Washington (9/20):** Notched 12 clean snaps...**vs. Seattle (9/13):** Recorded nine snaps...**Week 15 at Seattle (12/15):** Tallied five clean snaps.

**2014 SEASON:** Registered 145 clean snaps... **vs. Denver (11/16):** Recorded 12 clean snaps...**vs. Oakland (11/30):** Notched a career-high 14 clean snaps...**vs. Arizona (12/11):** Tallied 10 clean snaps.

**2013 SEASON:** Played in 16 games...notched 141 clean snaps...**vs. San Francisco (9/26):** Recorded a then career-high 13 clean snaps...**vs. Jacksonville (10/6):** Registered 13 clean snaps for the second consecutive week...**at Indianapolis (11/10):** Recorded 11 clean snaps.

**2012 SEASON:** Recorded 139 consecutive clean snaps...had four special teams tackles...**at Arizona (11/25):** Tallied 12 clean snaps...**vs. San Francisco (12/2):** Registered 12 clean snaps...**at Buffalo (12/9):** Tallied eight clean snaps...recorded one tackle on special teams.

**2011 SEASON:** Recorded 150 consecutive clean snaps...notched two special teams tackles...**vs. New Orleans (10/30):** Tallied 12 clean snaps...**vs. Seattle (11/20):** Made 11 clean snaps...**vs. Arizona (11/27):** Recorded 12 clean snaps...**at San Francisco (12/4):** Recorded eight clean snaps...made one special teams tackle...**vs. Cincinnati (12/18):** Tallied 11 clean snaps...added one special teams tackle.

**COLLEGE:** Originally a walk on at Ohio State...handled long-snapping duties for three years...Special Teams Player of the Week vs. Purdue...received his bachelor's degree in December...academic all-Big Ten...John Galbreath award for academic excellence...NFF Hampshire Honor Society...EE All Star Game as a senior...won Top Ten Tenacious three times as a junior...earned a scholarship beginning in the autumn quarter of his junior year...rotated with Dimitrios Makridis and Jackson Haas on long and short snaps for the Big Ten champions during his freshman year...redshirted as a freshman.

**PERSONAL:** Tight end who had 10 catches for 125 yards as a senior at Elder High in Cincinnati...had no unplayable snaps as a junior or senior...earned the Mr. ZIP award for basketball at Elder...National Honor Society...Student Council communications officer...son of Bev and Kevin McQuaide...has two sisters, Maureen and Katie...married Abby on March 17, 2012, and they have a daughter, Quinn, and have a second child on the way...2008-09 Big Ten all-academic...an aeronautical and astronautical engineering major...participated in many community events, including Make-A-Wish Celebrity Server dinner, Taste of the NFL, Love Your Melon Distribution event at Mercy, 6th Annual Playground Build at Marygrove and the All-Community Team Ticket program - 4th Down Fan Club.

**MCQUAIDE'S CAREER SNAP STATISTICS:** RAMS: 2017 (151), 2016 (146), 2015 (157), 2014 (145), 2013 (141), 2012 (139), 2011 (150). **TOTAL: 1,019**



# 52 | ALEC OGLETREE

|                    |                     |
|--------------------|---------------------|
| <b>Position:</b>   | Linebacker          |
| <b>Ht./Wt.</b>     | 6-2/235             |
| <b>Birth Date:</b> | 9/25/91             |
| <b>College:</b>    | Georgia             |
| <b>Hometown:</b>   | Newnan, Ga.         |
| <b>Experience:</b> | 5th year (5th Rams) |
| <b>Acquired:</b>   | D1B-2013 (30th)     |

**Career GP/GS (Playoffs): 67/67 (0/0)**



**TRANSACTIONS:** Signed a four-year extension on 10/12/17...Selected by St. Louis in the first round (30th overall) of the 2013 NFL Draft (4/25/13).

**PRO:** Led the team in tackles in three of his first four NFL seasons with 155 (2013), 169 (2014) and 171 (2016)...has three top-10 tackle seasons in club history...has led the Rams in tackles in 39 of his 66 career games played...notched a 98-yard interception-return for a touchdown, tied the NFL record for longest interception return by a linebacker, and the longest return by a rookie linebacker in league history...after obtaining the No. 30 overall pick in a trade with the Atlanta Falcons, St. Louis selected Ogletree, the 10th linebacker drafted by the team in the first round since 1937...became the first linebacker drafted in the first round by the Rams in over a decade...the last linebacker taken in the first round by the Rams was Robert Thomas of UCLA in 2002 (No. 31 overall)...has started 67 games of his four-year career.

- Rams Single-Season Leading Tacklers
1. London Fletcher: 193 (2000)
  2. London Fletcher: 189 (2001)
  3. Jim Collins: 185 (1984)
  4. James Laurinaitis: 174 (2012)
  5. Alec Ogletree: 176 (2016)
  6. Roman Phifer: 170 (1996)
  7. Alec Ogletree: 169 (2014)
  8. Alec Ogletree: 155 (2013)
  - 9a. Roman Phifer: 149 (1995)
  - 9b. Adam Archuleta: 149 (2002)

**2017 SEASON:** Finished the regular season with a team-leading 128 tackles (77 solo), one interception returned for a touchdown, two sacks, one TFL and accumulated 10 passes defended...**Week 17 vs. San Francisco (12/31):** Declared inactive...**Week 16 at Tennessee (12/24):** Started at inside linebacker...registered five assisted tackles...tallied two passes defended...**Week 15 at Seattle (12/17):** Started at inside linebacker...recorded five tackles (one solo) and one fumble recovery...**Week 14 vs. Philadelphia (12/10):** Started at inside linebacker...registered 11 tackles (seven solo), three quarterback hits and one pass defended...**Week 13 at Arizona (12/3):** Started at inside linebacker...intercepted a QB Blaine Gabbert pass and returned it 41 yards for a touchdown...second pick six of his

career...also recorded one solo tackle...left the game in the second quarter with an injury and did not return...**Week 12 at New Orleans (11/26):** Started at inside linebacker...recorded a team-high 10 tackles (eight solo) and surpassed the 100 tackle mark for the fourth time in his career...registered on pass defended... **Week 11 at Minnesota (11/19):** Started at inside linebacker...collected a team-high 13 tackles (12 solo), including one for a loss...added one pass defended...**Week 10 vs. Houston (11/12):** Started at inside linebacker...had a team-high eight tackles (six solo)...recorded one pass defended...**Week 9 at New York Giants (11/5):** Started at inside linebacker...tallied a team-high 10 tackles (six solo) and forced a fumble...**Week 7 vs. Arizona (10/22):** Started at inside linebacker...notched five tackles (two solo), two quarterback hits and one pass defended...**Week 6 at Jaguars (10/16):** Started at inside linebacker...tallied six tackles (four solo) and one quarterback hit...**Week 5 vs. Seattle (10/8):** Started at inside linebacker...registered seven tackles (three solo)...also notched one sack and one quarterback hit...**Week 4 at Dallas (10/1):** Started at inside linebacker...tallied a team-high 11 tackles (eight solo) and three quarterback hits...leads the team in tackles with 47 (27 solo)...**Week 3 at San Francisco (9/21):** Started at middle linebacker and collected a team-high 14 tackles (nine solo), two passes defended and one quarterback hit...**Week 2 vs. Washington (9/17):** Started at middle linebacker...notched one sack for a 12-yard loss...recorded a team-leading 17 tackles (seven solo)...**Week 1 vs. Indianapolis (9/10):** Started at middle linebacker and tallied five tackles and one pass defended.

**2016 SEASON:** Started all 16 games at middle linebacker...previously, he played outside linebacker for his first three seasons...voted a team captain by his peers...led the team in tackles for the third time in his career...finished with the fifth-highest single-season tackle output in Rams history with 171 tackles...also led the team in passes defended (16) and tied for the team lead in interceptions (two)...**at San Francisco (9/12):** Notched a team-leading 16 tackles...also had one pass defended...**vs. Seattle (9/18):** Finished second on the team with 11 total tackles (10 solo)...recorded a game-clinching forced fumble and fumble recovery in the final minute of the home opener...**at New York Jets (11/13):** Led the Rams defense with 11 tackles (seven solo)...helped seal the victory by intercepting QB Bryce Petty on the first play following the two-minute warning...the interception was the first of the season for Ogletree and the fourth of his career...**at New Orleans (11/27):** Recorded 13 tackles (11 solo)...added one quarterback pressure and two passes defended...**at Seattle (12/15):** Tallied seven tackles (six solo)...intercepted QB Russell Wilson at the Rams' 1-yard line, returning it eight yards...added two passes defended.

**2015 SEASON:** Finished the season with 55 tackles and 2.0 sacks before being placed on laced on injury reserve/designated to return (10/26)...**at Arizona (10/4):** Started at strongside linebacker...led the team for a third-straight week with 11 tackles (11 solo)...left the game in the third quarter with an ankle injury...**vs. Pittsburgh (9/27):** Started at strongside linebacker...for a second-straight week, led the team with 15 tackles (12 solo) and 2.0 sacks...marked his first multi-sack game of his career...**at Washington (9/20):** Started at strongside linebacker...led the team in tackles with 18 (15 solo), for a new single-game high...the last time a Rams defender had 18 or more tackles was London Fletcher with 21 against San Francisco in 2001...**vs. Seattle (9/13):** Started at strongside linebacker...posted 11 tackles (eight solo).

**2014 SEASON:** Led the team in tackles for the second consecutive season with 169 (110 solo), for a new single season high... finished second on the team in passes defended (11) and forced fumbles (five)...started all 16 games...**vs. Dallas (9/21):** Split the team lead in tackles with LB James Laurinaitis with 14 (10 solo)...forced RB DeMarco Murray to fumble...the fumble was recovered by S Cody Davis at the St. Louis 35-yard line and led to a Rams touchdown...marked his first forced fumble and of the season...**at Philadelphia (10/5):** Forced RB LeSean McCoy to fumble, the fumble was recovered by CB E.J. Gaines...marked the second consecutive game that he forced a fumble on the opposing running back...he now has eight career forced fumbles...notched 12 tackles (11 solo)...**at Arizona (11/9):** Nabbed his first interception of the season, second of his career off of QB Carson Palmer and returned it 44 yards...split the team lead in tackles with S T.J. McDonald, each with 12 tackles (six solo)...also had two passes defended, a forced fumble and one hit on the quarterback...**vs. Denver (11/16):** Intercepted QB Peyton Manning...marked his second consecutive game with an interception, the first time he has accomplished the feat in back-to-back performances in his career...led the team in tackles with 12 (10 solo) and one pass defended...**at San Diego (11/23):** Registered 14 tackles (eight solo)...**vs. Oakland (11/30):** Notched 10 tackles (eight solo)...also forced a fumble and had two passes defended...**vs. Arizona (12/11):** Made 11 tackles (five solo)...added two passes defended...**vs. New York Giants (12/21):** Garnered 13 tackles (11 solo)...**at Seattle (12/28):** Registered 11 tackles (seven solo)...also caused RB Marshawn Lynch to fumble, which was recovered by S T.J. McDonald.

**2013 SEASON:** Played and started all 16 games...led the team in tackles with 155 (124 solo), 1.5 sacks, one interception returned 98 yards for a touchdown, seven passes defended and six forced fumbles...the 98-yard interception-return tied the NFL record for longest interception return by a linebacker, and the longest return by a rookie linebacker in league history...**vs. Arizona (9/8):** Earned his first career NFL start at linebacker...recorded a team-high 11 tackles (nine solo)...forced one fumble...**at Atlanta (9/15):** Recorded a team-high nine tackles (eight solo), including one tackle for loss...added two passes defended...**at Dallas (9/22):** Tied for a team-high 10 tackles (seven solo)...**vs. San Francisco (9/26):** Recorded 11 tackles (nine solo)...forced his second fumble of the season...**at Houston (10/13):** Recorded a team-high 11 tackles...forced his third fumble of the season...recorded his first career interception and touchdown when he picked off QB T.J. Yates and returned it 98 yards for the score...**vs. Chicago (11/24):** Led the team with a career-high 15 tackles (10 solo)...**at San Francisco (12/1):** Registered 12 tackles (nine solo), including two for loss...forced his fourth fumble of the season when he stripped 49ers RB Frank Gore in the third quarter...surpassed the century-mark in tackles in his rookie season...**at Arizona (12/8):** Tallied a team-high 12 tackles (10 solo), including one for loss...added his first career sack by dropping Cardinals QB Carson Palmer for a seven-yard loss...also had a quarterback pressure and a hit on the quarterback...**vs. New Orleans (12/15):** Notched a team-high 13 tackles (10 solo), including one for loss...added a pass defended...**vs. Tampa Bay (12/22):** Recorded a team-high 10 tackles (nine solo), including one for loss...forced two fumbles to increase his season total to six...added 0.5 sacks to push his season total to 1.5...**at Seattle (12/29):** Led the team with 11 tackles (eight solo), including two for loss...also added one quarterback hit.

**COLLEGE:** First-team All-Southeastern Conference choice by The NFL Draft Report, earning third-team honors from Phil Steele...named to the Southeastern Conference Freshman team by the league's coaches...also earned the team's Newcomer of the Year Award on defense...earned Athletic Director's Honor Roll distinction for the summer semester.

**PERSONAL:** Studied human development & family science at Georgia...twin brother of former teammate Alexander Ogletree, a fullback for the University of Georgia...played for Newnan High School head coach Mike McDonald...named Class AAAAA Defensive Player of the Year, to the All-Decade Team and received All-State first-team unanimous accolades...also selected by the Georgia Sports Writers Association as the state's Class AAAAA Defensive Player of the Year...was a starter on the basketball team and ran the 400-meter dash and the 4x100 relay and long jumped for the Cougars...participated in many community events, including serving as the Honorary Chair for the Rams' first Make-A-Wish Celebrity Server Dinner in Los Angeles, Defensive Line Paintball Event to benefit St. Patrick Center, Coach Fisher & Friends Celebrity Softball game, and the All-Community Team Ticket program - Tree House...he also holds annual turkey drives and back-to-school drives in his hometown...he is married to Alex and they have one son, Austin.

## ALEC OGLETREE NFL STATISTICS

| Year         | Team | G/S          | REGULAR SEASON |            |            |            |             |               |            |            |          |           | Fumbles   |          |          |
|--------------|------|--------------|----------------|------------|------------|------------|-------------|---------------|------------|------------|----------|-----------|-----------|----------|----------|
|              |      |              | Tackles        |            | Asst       | Sk         | Yds         | Interceptions |            |            | TD       | PD        | FF        | FR       | Yds      |
|              |      |              | Total          | Solo       |            |            |             | Int           | Yds        | Lg         |          |           |           |          |          |
| 2013         | RAMS | 16/16        | 155            | 124        | 31         | 1.5        | 8.5         | 1             | 98         | 98t        | 1        | 7         | 6         | 0        | 0        |
| 2014         | RAMS | 16/16        | 169            | 110        | 59         | 0.0        | 0.0         | 2             | 44         | 44         | 0        | 11        | 5         | 0        | 0        |
| 2015         | RAMS | 4/4          | 55             | 46         | 9          | 2.0        | 9.0         | 0             | 0          | 0          | 0        | 0         | 0         | 0        | 0        |
| 2016         | RAMS | 16/16        | 171            | 132        | 39         | 0.0        | 0.0         | 2             | 15         | 8          | 0        | 16        | 1         | 1        | 0        |
| 2017         | RAMS | 15/15        | 128            | 77         | 51         | 2.0        | 18.0        | 1             | 41         | 41t        | 1        | 10        | 1         | 1        | 0        |
| <b>Total</b> |      | <b>67/67</b> | <b>678</b>     | <b>489</b> | <b>189</b> | <b>5.5</b> | <b>35.5</b> | <b>6</b>      | <b>198</b> | <b>98t</b> | <b>1</b> | <b>44</b> | <b>13</b> | <b>2</b> | <b>0</b> |

### SINGLE GAME HIGHS

Total Tackles – 18, at Washington (9/20/15)  
 Solo Tackles – 15, at Washington (9/20/15)  
 Sacks – 2.0, vs. Pittsburgh (9/27/15)  
 Interceptions – 1, many times, last at Arizona (12/3/17)  
 Passes Defended – 2, many times, last at Tennessee (12/24/17)





# 47 | KEVIN PETERSON

**Position:** Cornerback  
**Ht./Wt.:** 5-11/180  
**Birth Date:** 3/22/94  
**College:** Oklahoma State  
**Hometown:** Muskogee, Okla.  
**Experience:** 1st NFL (1st Rams)  
**Acquired:** FA-2016

**Career GP/GS (Playoffs):** 6/1 (0/0)



**TRANSACTIONS:** Signed to the Rams' active roster (11/24/17), after being signed back to the practice squad (9/11)...activated from the practice squad (9/16/17), after being signed (9/5/17), after being released (9/4)...signed by the Los Angeles Rams (1/3/17)...added to the Rams practice squad (12/27/16)...released by the Bears (9/3/16)...signed by Chicago (9/1/16)...released by the Bears (8/30/16)...originally entered the NFL as an undrafted free agent signed by the Chicago Bears (5/9/16).

**PRO:** Spent the final week of the 2016 season on the Los Angeles Rams practice squad.

**2017 SEASON: Week 17 vs. San Francisco 49ers (12/31):** Made his first career start at cornerback...intercepted 49ers QB Jimmy Garoppolo twice, including one returned 38 yards to the San Francisco 22-yard line...also had seven tackles (three solo) and five passes defended...recorded one special teams tackle...**Week 16 at Tennessee Titans (12/24):** Subbed in at cornerback...**Week 15 at Seattle (12/17):** Saw action on defense and special teams...registered two solo tackles and a pass defended...**Week 14 vs. Philadelphia (12/10):** Saw action on defense and special teams...notched two tackles (one solo)...**Week 13 at Arizona (12/3):** Declared inactive...**Week 12 at New Orleans (11/26):** Saw action on defense and special teams... in tackles with 47 (27 solo)...**Week 2 vs. Washington (9/17):** Saw action on special teams.

**COLLEGE:** Selected to the All-Big 12 First-Team as a junior and senior at Oklahoma State after finishing with 42 tackles (36 solo), 4.5 sacks and one interception...led the Cowboys with 13 passes defended as a junior while finishing the campaign with two interceptions.

**PERSONAL:** Named the Oklahoma Player of the Year and Defensive Player of the Year by the Tulsa World as a senior in high school...played on both sides of the ball in high school rushing for 25 touchdowns as a senior...also lettered in track and basketball...won the state championship in the 100 and 200 meters...majored in education at Oklahoma State.

## KEVIN PETERSON NFL STATISTICS

| REGULAR SEASON |      |     |         |      |      |     |     |               |     |    |    |    |         |    |     |  |
|----------------|------|-----|---------|------|------|-----|-----|---------------|-----|----|----|----|---------|----|-----|--|
| Year           | Team | G/S | Tackles |      | Asst | Sk  | Yds | Interceptions |     |    | TD | PD | Fumbles |    | Yds |  |
|                |      |     | Total   | Solo |      |     |     | Int           | Yds | Lg |    |    | FF      | FR |     |  |
| 2017           | RAMS | 6/1 | 11      | 6    | 5    | 0.0 | 0.0 | 2             | 42  | 38 | 0  | 6  | 0       | 0  | 0   |  |
| Total          |      | 6/1 | 11      | 6    | 5    | 0.0 | 0.0 | 2             | 42  | 38 | 0  | 6  | 0       | 0  | 0   |  |

**ADDITIONAL CAREER STATISTICS:** Special Teams Tackle: 2017: (2)

## KEVIN PETERSON GAME-BY-GAME STATISTICS

| 2017 LOS ANGELES RAMS |      |     |    |   |   |     |     |     |     |    |    |    |    |    |     |  |
|-----------------------|------|-----|----|---|---|-----|-----|-----|-----|----|----|----|----|----|-----|--|
| Game                  | W/L  | P/S | T  | S | A | Sk  | Yds | Int | Yds | Lg | TD | PD | FF | FR | Yds |  |
| IND 9/10              | W    |     |    |   |   |     |     |     |     |    |    |    |    |    |     |  |
| WAS 9/17              | L    | 1/0 | 0  | 0 | 0 | 0.0 | 0.0 | 0   | 0   | 0  | 0  | 0  | 0  | 0  | 0   |  |
| @SF 9/21              |      |     |    |   |   |     |     |     |     |    |    |    |    |    |     |  |
| @DAL 10/1             |      |     |    |   |   |     |     |     |     |    |    |    |    |    |     |  |
| SEA 10/8              |      |     |    |   |   |     |     |     |     |    |    |    |    |    |     |  |
| @JAC 10/15            |      |     |    |   |   |     |     |     |     |    |    |    |    |    |     |  |
| ARI 10/22             |      |     |    |   |   |     |     |     |     |    |    |    |    |    |     |  |
| @NYG 11/5             |      |     |    |   |   |     |     |     |     |    |    |    |    |    |     |  |
| HOU 11/12             |      |     |    |   |   |     |     |     |     |    |    |    |    |    |     |  |
| @MIN 11/19            |      |     |    |   |   |     |     |     |     |    |    |    |    |    |     |  |
| NO 11/26              | W    | 1/0 | 0  | 0 | 0 | 0.0 | 0.0 | 0   | 0   | 0  | 0  | 0  | 0  | 0  | 0   |  |
| @ARI 12/2             | W    |     |    |   |   |     |     |     |     |    |    |    |    |    |     |  |
| PHI 12/10             | L    | 1/0 | 2  | 1 | 1 | 0.0 | 0.0 | 0   | 0   | 0  | 0  | 0  | 0  | 0  | 0   |  |
| @SEA 12/17            | W    | 1/0 | 2  | 2 | 0 | 0.0 | 0.0 | 0   | 0   | 0  | 0  | 1  | 0  | 0  | 0   |  |
| @TEN* 12/24           | W    | 1/0 | 0  | 0 | 0 | 0.0 | 0.0 | 0   | 0   | 0  | 0  | 0  | 0  | 0  | 0   |  |
| SF* 12/31             | L    | 1/1 | 7  | 3 | 4 | 0.0 | 0.0 | 2   | 42  | 38 | 0  | 5  | 0  | 0  | 0   |  |
| TOTALS                | 11-5 | 6/1 | 11 | 6 | 5 | 0.0 | 0.0 | 2   | 42  | 38 | 0  | 6  | 0  | 0  | 0   |  |

\*According to press box statistics





# 94 | ROBERT QUINN

|             |                     |
|-------------|---------------------|
| Position:   | Defensive End       |
| Ht./Wt.:    | 6-4/250             |
| Birth Date: | 5/18/90             |
| Hometown:   | Ladson, S.C.        |
| Experience: | 7th year (7th Rams) |
| Acquired:   | D1-2011             |



Career GP/GS (Playoffs): 95/76 (0/0)

**TRANSACTIONS:** Re-signed with the Rams (9/13/14)...drafted in the first round (14th overall) in the 2011 NFL Draft by the St. Louis Rams.

**PRO:** Six-year pro has played in 95 games with 76 starts...named to the 2014 and 2015 Pro Bowls, earned team-captain honor in 2014...also earned First-Team All-Pro honors following the 2013 and 2014 seasons...named Pro Football Writers of America 2013 Defensive Player of the Year...notched 19.0 sacks during 2013 season, second-best in the NFL...2013 sack total set a new franchise record, topping Kevin Carter's 17.0 in 1999... posted career statistics of 237 tackles (147 solo), 62.5 sacks, 12 passes defended, 18 forced fumbles and two fumble recoveries...his 62.5 career sack total ties former DE Kevin Carter for third in franchise history.



**2017 SEASON:** Moved into a tie for third place in franchise history with former DE Kevin Carter with 62.5 career sacks...finished the regular season with 34 tackles (21 solo), including eight for loss...also registered 8.5 sacks, 12 quarterback hits, one pass defended and two forced fumbles...**Week 17 vs. San Francisco 49ers (12/31):** Subbed in at outside linebacker...played eight defensive snaps...**Week 16 at Tennessee Titans (12/24):** Started at outside linebacker...recorded one assisted tackle...**Week 15 at Seattle Seahawks (12/17):** Tallied two solo tackles, including one TFL...registered one forced fumble...recorded two sacks... he is tied with former DE Kevin Carter for third in franchise history with 62.5 career-sacks...**Week 14 vs. Philadelphia Eagles (12/10):** Started at outside linebacker...recorded two tackles (one solo) in addition one sack...marked his 6.5 sack this season and 60.5 career...**Week 13 at Arizona Cardinals (12/3):** Started at outside linebacker...tallied three solo tackles, including two for loss... and two quarterback hits...also tallied two sacks, his first multi-sack game of the season...**Week 12 vs. New Orleans Saints (11/26):** Started at outside linebacker...recorded five tackles (three solo), including one for loss...added one sack, one forced fumble and one quarterback hit...his five career sacks against the Saints are the most sacks against a team outside of the NFC West...**Week 11 at Minnesota Vikings (11/19):** Started at outside linebacker...tallied four tackles (three solo) including one tackle for loss...**Week 10 vs. Houston Texans (11/12):** Declared inactive...**Week 9 at New York Giants (11/5):** Started at outside linebacker... recorded two assisted tackles...**Week 7 vs Arizona (10/22):** Started at outside linebacker...recorded one tackle and one quarterback hit...**Week 6 at Jacksonville (10/15):** Started at outside linebacker...tallied three tackles (two solo)...Recorded one quarterback hit and one pass defended...**Week 5 vs. Seattle (10/8):** Started at outside linebacker...recorded four tackles (two solo)...tallied one sack and one tackle for loss...**Week 4 at Dallas (10/1):** Started at outside linebacker...recorded two tackles (one solo)...**Week 3 at San Francisco (9/21):** Started at outside linebacker...recorded one assisted tackle...**Week 2 vs. Washington (9/17):** Started at outside linebacker...recorded 0.5 sack, marking his second consecutive game with a sack...according to press box statistics, registered two tackles (one solo) and one hit on the quarterback...**Week 1 vs. Indianapolis (9/10):** Started at outside linebacker... tallied two tackles, both for losses, including one sack.

**Most Sacks by a Ram in a Season in Franchise History**

Robert Quinn, 19.0, 2013  
Kevin Carter, 17.0, 1999  
Leonard Little, 14.5, 2001

*\*Since the sack became an official stat in 1982.*

**2016 SEASON:** Finished with four sacks and forced two fumbles in nine games before being placed on injured reserved (12/15/16)...started eight games at defensive end...**at San Francisco (9/12):** Started at defensive end...recorded four tackles (two solo)...**vs Seattle (9/18):** Registered a strip-sack on Seattle QB Russell Wilson...also recorded one solo tackle...credited with four quarterback hurries...**at Tampa Bay (9/25):** Recorded a strip-sack for a 10-yard loss on QB Jamies Winston...had two quarterback hurries and two quarterback pressures...Quinn sealed the win by tackling Winston on 10-yard scramble on the final play of the game, and now has a strip-sack in back-to-back games...since the start of the 2012 season, has forced 18 fumbles, the highest total in the NFL in that time frame...**at Arizona (10/2):** Pressured the quarterback four times...contributed to a defense that has seven forced fumbles and three interceptions on the season...**at New York Jets (11/13):** Tallied three tackles (one solo)... recorded two passes defended...**vs. Miami (11/20):** Recorded his third sack of the season, 53rd of his career, on QB Ryan Tannehill for a 10-yard loss...**at New Orleans (11/27):** Recorded one tackle and sacked QB Drew Brees for a six yard loss, his fourth of the season and 54th of his career.

**2015 SEASON:** Notched 5.0 sacks in eight games before being placed on reserve/injured (12/17/15)...**vs. San Francisco (11/1):** Sacked QB Colin Kaepernick for five yards...also tallied two solo tackles and two passes defended...**at Green Bay (10/11):** Sacked QB Aaron Rodgers and made six tackles (five solo)...forced his league-leading third fumble of the season...**vs. Pittsburgh (9/27):** Recorded 1.0 sack for 11 yards and forced a fumble...leads the NFL in forced fumbles since 2013 with 14...also had one solo

tackle...**at Washington (9/20)**: Made five tackles (one solo) and forced a fumble...**vs. Seattle (9/13)**: Started at defensive end... recorded 2.0 sacks for five yards...also made three tackles (two solo), two quarterback pressures and two hits on the quarterback.

**2014 SEASON**: Nominated to second-consecutive Pro Bowl and First-Team All-Pro honors...garnered 61 tackles (42 solo), 10.5 sacks, and led the team in forced fumbles with seven...marked third consecutive season with at least 10-plus sacks...finished the season with a team-leading 24 quarterback hits and second on the team with 37 quarterback pressures...**vs. Minnesota (9/7)**: Talled two tackles (one solo), two quarterback pressures and four hits on the quarterback...**at Tampa Bay (9/14)**: Registered six tackles (four solo)...added two pressures and two hits on the quarterback...**vs. Seattle (10/19)**: Recorded his first sack of the season on QB Russell Wilson...also made six tackles (four solo), two quarterback pressures and one hit on the quarterback...**at Kansas City (10/26)**: Forced QB Alex Smith to fumble, marked his first forced fumble of the season...also had two sacks on Smith, in back-to-back plays...the last time Quinn posted sacks in back-to-back plays was against Seattle (10/28/13) when he took down QB Russell Wilson two times to end the half...marked his second consecutive game with a sack and first multi-sack game of the year...recorded six tackles (four solo, one quarterback hit and one pressure)...**at San Francisco (11/2)**: Registered 2.0 sacks on QB Colin Kaepernick...also forced Kaepernick to fumble and it was recovered by DE Eugene Sims, which helped set up the Rams' three-play scoring drive...marked his second consecutive game with 2.0 sacks and third consecutive game with a sack...also had four tackles (three solo)...**at Arizona (11/9)**: Started at defensive end...notched a sack on QB Carson Palmer... marked his fourth consecutive game with at least 1.0 sack...also recorded five tackles (three solo), four quarterback pressures and one hit on the quarterback...**at San Diego (11/23)**: Had one assisted tackle and a season-high six quarterback pressures...also recorded two hits on the quarterback and one pass defensed...**vs. Oakland (11/30)**: Recorded 3.0 sacks...marked his only 3.0 sack performance of the season and fifth career game with at least 3.0 sacks...his second sack was paired with a caused fumble, which was recovered by DE Chris Long...added a second forced fumble...also had five solo tackles...**at Washington (12/7)**: Split a sack on QB Colt McCoy with LB James Laurinaitis and recorded a solo sack...to push his season total to 10.5 sacks this season and 45.0 for his career...notched three tackles (two solo), one pass defensed and two forced fumbles...**vs. New York Giants (12/21)**: Notched five tackles (four solo), two quarterback pressures and one hit on the quarterback.

**2013 SEASON**: Started 16 games...tallied 57 tackles (41 solo), 19.0 sacks, seven forced fumbles, two fumble recoveries... named 2014 Pro Bowl captain, also eaned First-Team All-Pro honors and Pro Football Writers of America Defensive Player of the Year...tallied five multi-sack games, including three contests in which he recorded 3.0 sacks...voted by teammates as the Daniel F. Reeves Award recipient, Rams' team award for most valuable player...**vs. Arizona (9/8)**: Put together an defensive performance featuring 3.0 sacks, tying his single game record...also forced two fumbles...added two assisted tackles in season opener...named defensive player of the week...**at Atlanta (9/15)**: Recorded five solo tackles, including three for loss...added 1.0 sack, his second consecutive game with a sack...**vs. San Francisco (9/26)**: Recorded two tackles (one solo)...added 1.0 sack...**at Houston (10/13)**: Tallied 1.0 sack, bringing his season total to 6.0...also forced one fumble...**at Carolina (10/20)**: Recorded 1.0 sack for a season total of 7.0...added five tackles (four solo)...**vs. Seattle (10/28)**: Notched 3.0 sacks for a season total of 10.0...added three tackles (one solo)...**at Indianapolis (11/10)**: Sacked Colts QB Andrew Luck twice for a total loss of 24 yards and a season total of 12.0 sacks...forced Luck to fumble, was recovered by DE Chris Long and returned 45 yards for a score... added two tackles (one solo)...**vs. Chicago (11/24)**: Sacked Bears QB Josh McCown, stripped the ball and returned the fumble 31 yards for a touchdown...marks first career touchdown...added five tackles (three solo) and seven quarterback pressures...**vs. New Orleans (12/15)**: Notched 2.0 sacks for a season total of 15.0...continues to lead the NFC in sacks...forced QB Drew Brees to fumble early in the second quarter...stripped Brees of the ball a second time and recovered the fumble...gives him an NFL-leading eight forced fumbles...marks his second fumble recovery of the season...added six tackles (four solo), including one for loss...tallied four quarterback pressures and three hits on Brees, including one that altered the pass and led to a T.J. McDonald interception in the first quarter...**vs. Tampa Bay (12/22)**: Recorded 3.0 sacks for a season total of 18.0...set a franchise record for most sacks in a single season surpassing Kevin Carter's 1999 record of 17.0...leads the NFL in sacks...marks his third game with 3.0 sacks this season...added three solo tackles, including one for loss...tallied two quarterback hits and one pressure on Tampa Bay's Mike Glennon...**at Seattle (12/29)**: Notched 1.0 sack for a season total of 19.0...added four tackles, including three for loss.



**2012 SEASON**: Finished second NFL season with 10.5 sacks, second among Rams...also second among Rams with 25 quarterback pressures and 17 quarterback hits...had 40 total tackles...**at Detroit (9/9)**: Recorded one sack for a loss of nine yards, marking the Rams' first sack of the season and the sixth of his career...tallied four tackles (three solo)...**vs Washington (9/16)**: Posted one sack for a loss of nine yards, marking his second consecutive game with at least one sack...leads the Rams in sacks with two...added five tackles (three solo)...**vs. Seattle (9/30)**: Notched his third sack of the season after taking down QB Russell Wilson on a third down play in the fourth quarter for an 8-yard loss...led the Rams in sacks...added two solo tackles...**vs. Arizona (10/4)**: Posted a new career high in single-game sacks with three for a combined loss of 19 yards...forced a fumble in the fourth quarter to seal the Rams' 17-3 win, marking the Rams' first forced fumble of the season and the second of his career...finished first on the defensive line in tackles with six (two solo) and added one pass defensed...**vs. Green Bay (10/21)**: Started at right defensive end...sacked Packers' QB Aaron Rodgers for a four yard loss in Green Bay's opening drive, marked his seventh sack of the season and 12th career...also recorded one assisted tackle...**at San Francisco (11/11)**: Started at right defensive end...led the team with 1.5 sacks alongside rookie defensive tackle Michael Brockers...**at Buffalo (12/9)**: Started at right defensive end...recorded two tackles (one solo)...logged one sack for a loss of nine after taking down QB Ryan Fitzpatrick on the Bills' final drive of the game...**at Seattle (12/30)**: Started at right defensive end...pushed his season sack total to 10.5 after bringing down Seattle QB Russell Wilson for a loss of two yards...with the sack, he and fellow defensive lineman Chris Long became the first pair of Rams to record double-digit sack numbers in a single season since Grant Wistrom and Kevin Carter generated 11 and 10 sacks, respectively, in 2000... also recorded two assisted tackles.

**2011 SEASON:** Tallied five sacks in rookie campaign...also made 20 tackles (nine solo)...**at New York Giants (9/19):** Made his NFL debut, seeing action on defense and special teams...sacked Giant's QB Eli Manning for a loss of eight yards...recorded two tackles (one solo)...**vs. New Orleans (10/30):** Played on defense and special teams...blocked a Thomas Morstead punt to give St. Louis the ball at the New Orleans 15-yard line and set up a touchdown run by Steven Jackson two plays later...also recorded second sack of the season...made one solo tackle on defense and caused one fumble...**at Arizona (11/6):** Played on defense and special teams...tallied his third sack of the season when he dropped QB John Skelton for a loss of nine yards...second consecutive game with a sack...**vs. Seattle (11/20):** Saw action on defense and special teams...recorded his fourth sack of the season when he dropped QB Tarvaris Jackson...also partially deflected a punt in the first quarter...**vs. Arizona (11/27):** Saw action on defense and special teams...notched his fifth sack of the season...marked back-to-back games with at least one sack for the second time of the season...**vs. Cincinnati (12/18):** Made his first NFL start at right defensive end...partially blocked a punt in the second quarter that traveled just 21 yards...marked the third time this season he has deflected or blocked a punt.

**PERSONAL:** Attended Fort Dorchester High School (Ladson, S.C.)...senior season was shortened, but had 54 tackles with five sacks, 10 TFL and 21 quarterback hurries before surgery...member of South Carolina's Shrine Bowl team and the U.S. Army All-American Game...All-American choice by SuperPrep and Tom Lemming...member of the Atlanta Journal-Constitution Super Southern 100...ranked the seventh-best player in South Carolina by SuperPrep... rated the 11th-best defensive end in the country by ESPN.com...rated a four-star prospect by Rivals.com, as that recruiting service listed him as the 18th-best strong-side defensive end in the country, and the 10th-best recruit in the state of South Carolina... given a four-star rating by Scout.com, who ranked him as the 19th-best defensive end in the country... three-time defending state heavyweight champion for the Fort Dorchester wrestling squad...son of Maria and James Quinn...nickname is "El Roy"...participated in many community events, including Rob Quinn's Pro's Strike for Africa Bowling Event, Make-A-Wish Celebrity Server Dinner, Urban League Turkey Distribution, Ronald McDonald House Charities and Big Plays Little Wishes to benefit Big Brothers Big Sisters.

## ROBERT QUINN NFL STATISTICS

| Year         | Team | Tackles      |            |            | Interceptions |             |              | Fumbles  |          |          | FF        | FR        | Yds      |
|--------------|------|--------------|------------|------------|---------------|-------------|--------------|----------|----------|----------|-----------|-----------|----------|
|              |      | G/S          | Total      | Solo       | Asst          | Sk          | Yds          | Int      | Yds      | Lg       |           |           |          |
| 2011         | RAMS | 15/1         | 20         | 9          | 11            | 5.0         | 35           | 0        | 0        | 0        | 2         | 0         | 0        |
| 2012         | RAMS | 16/14        | 40         | 21         | 19            | 10.5        | 61           | 0        | 0        | 0        | 1         | 1         | 0        |
| 2013         | RAMS | 16/16        | 57         | 41         | 16            | 19.0        | 145          | 0        | 0        | 0        | 7         | 2         | 33       |
| 2014         | RAMS | 16/16        | 61         | 42         | 19            | 10.5        | 73           | 0        | 0        | 0        | 4         | 5         | 0        |
| 2015         | RAMS | 8/7          | 19         | 12         | 7             | 5.0         | 23           | 0        | 0        | 0        | 3         | 3         | 0        |
| 2016         | RAMS | 9/8          | 12         | 5          | 7             | 4.0         | 33.0         | 0        | 0        | 0        | 2         | 2         | 0        |
| 2017         | RAMS | 15/14        | 34         | 21         | 13            | 8.5         | 65.5         | 0        | 0        | 0        | 1         | 1         | 0        |
| <b>Total</b> |      | <b>95/76</b> | <b>243</b> | <b>151</b> | <b>92</b>     | <b>62.5</b> | <b>435.5</b> | <b>0</b> | <b>0</b> | <b>0</b> | <b>13</b> | <b>19</b> | <b>2</b> |

**SINGLE GAME HIGHS**  
 Total Tackles – 6, many times, last at Green Bay (10/11/15)  
 Solo Tackles – 5, four times, last at Green Bay (10/11/15)  
 Sacks – 3.0, many times, last vs. Oakland (11/30/14)

## ROBERT QUINN GAME-BY-GAME STATISTICS

| 2017 LOS ANGELES RAMS |             |              |           |           |           |            |             |          |          |          |          |          |          |          |          |
|-----------------------|-------------|--------------|-----------|-----------|-----------|------------|-------------|----------|----------|----------|----------|----------|----------|----------|----------|
| Game                  | W/L         | P/S          | T         | S         | A         | Sk         | Yds         | Int      | Yds      | Lg       | TD       | PD       | FF       | FR       | Yds      |
| IND 9/10              | W           | 1/1          | 2         | 2         | 0         | 1.0        | 7.0         | 0        | 0        | 0        | 0        | 0        | 0        | 0        | 0        |
| WAS 9/17              | L           | 1/1          | 2         | 1         | 1         | 0.5        | 5.5         | 0        | 0        | 0        | 0        | 0        | 0        | 0        | 0        |
| @SF 9/21              | W           | 1/1          | 1         | 0         | 1         | 0.0        | 0.0         | 0        | 0        | 0        | 0        | 0        | 0        | 0        | 0        |
| @DAL 10/1             | W           | 1/1          | 2         | 1         | 1         | 0.0        | 0.0         | 0        | 0        | 0        | 0        | 0        | 0        | 0        | 0        |
| SEA 10/8              | L           | 1/1          | 4         | 2         | 2         | 1.0        | 8.0         | 0        | 0        | 0        | 0        | 0        | 0        | 0        | 0        |
| @JAC 10/15            | W           | 1/1          | 3         | 2         | 1         | 0.0        | 0.0         | 0        | 0        | 0        | 0        | 1        | 0        | 0        | 0        |
| ARI 10/22             | W           | 1/1          | 1         | 1         | 0         | 0.0        | 0.0         | 0        | 0        | 0        | 0        | 0        | 0        | 0        | 0        |
| @NYG 11/5             | W           | 1/1          | 2         | 0         | 2         | 0.0        | 0.0         | 0        | 0        | 0        | 0        | 0        | 0        | 0        | 0        |
| HOU 11/12             | W           |              |           |           |           |            |             |          | Inactive |          |          |          |          |          |          |
| @MIN 11/19            | L           | 1/1          | 4         | 3         | 1         | 0.0        | 0.0         | 0        | 0        | 0        | 0        | 0        | 0        | 0        | 0        |
| NO 11/26              | W           | 1/1          | 5         | 3         | 2         | 1.0        | 6.0         | 0        | 0        | 0        | 0        | 0        | 1        | 0        | 0        |
| @ARI 12/2             | W           | 1/1          | 3         | 3         | 0         | 2.0        | 7.0         | 0        | 0        | 0        | 0        | 0        | 0        | 0        | 0        |
| PHI 12/10             | L           | 1/1          | 2         | 1         | 1         | 1.0        | 10.0        | 0        | 0        | 0        | 0        | 0        | 0        | 0        | 0        |
| @SEA 12/17            | W           | 1/1          | 2         | 2         | 0         | 2.0        | 22.0        | 0        | 0        | 0        | 0        | 0        | 1        | 0        | 0        |
| @TEN 12/24*           | W           | 1/1          | 1         | 0         | 1         | 0.0        | 0.0         | 0        | 0        | 0        | 0        | 0        | 0        | 0        | 0        |
| SF 12/31*             | L           | 1/0          | 0         | 0         | 0         | 0.0        | 0.0         | 0        | 0        | 0        | 0        | 0        | 0        | 0        | 0        |
| <b>TOTALS</b>         | <b>11/5</b> | <b>15/14</b> | <b>34</b> | <b>21</b> | <b>13</b> | <b>8.5</b> | <b>65.5</b> | <b>0</b> | <b>0</b> | <b>0</b> | <b>1</b> | <b>2</b> | <b>0</b> | <b>0</b> | <b>0</b> |

\*According to press box statistics

| 2016 LOS ANGELES RAMS |             |            |           |          |          |            |           |          |                 |          |          |          |          |          |          |
|-----------------------|-------------|------------|-----------|----------|----------|------------|-----------|----------|-----------------|----------|----------|----------|----------|----------|----------|
| Game                  | W/L         | P/S        | T         | S        | A        | Sk         | Yds       | Int      | Yds             | Lg       | TD       | PD       | FF       | FR       | Yds      |
| @SF 9/12*             | L           | 1/1        | 4         | 2        | 2        | 0.0        | 0         | 0        | 0               | 0        | 0        | 0        | 0        | 0        | 0        |
| SEA 9/18              | W           | 1/1        | 1         | 1        | 0        | 1.0        | 7         | 0        | 0               | 0        | 0        | 0        | 0        | 1        | 0        |
| @TB 9/25              | W           | 1/1        | 1         | 1        | 0        | 1.0        | 10        | 0        | 0               | 0        | 0        | 0        | 0        | 1        | 0        |
| @ARI 10/2             | W           | 1/1        | 0         | 0        | 0        | 0.0        | 0         | 0        | 0               | 0        | 0        | 0        | 0        | 0        | 0        |
| BUF 10/9              | L           |            |           |          |          |            |           |          |                 |          |          |          |          |          |          |
| @DET 10/16            | L           |            |           |          |          |            |           |          | Inactive        |          |          |          |          |          |          |
| NYG 10/23             | L           | 1/0        | 1         | 0        | 1        | 0.0        | 0         | 0        | 0               | 0        | 0        | 0        | 0        | 0        | 0        |
| CAR 11/6              | L           | 1/1        | 1         | 0        | 1        | 0.0        | 0         | 0        | 0               | 0        | 0        | 0        | 0        | 0        | 0        |
| @NYJ 11/13            | W           | 1/1        | 3         | 1        | 2        | 0.0        | 0         | 0        | 0               | 0        | 0        | 2        | 0        | 0        | 0        |
| MIA 11/20             | L           | 1/1        | 0         | 0        | 0        | 1.0        | 10        | 0        | 0               | 0        | 0        | 0        | 0        | 0        | 0        |
| @NO 11/27             | L           | 1/1        | 1         | 0        | 1        | 1.0        | 6         | 0        | 0               | 0        | 0        | 0        | 0        | 0        | 0        |
| @NE 12/4              | L           |            |           |          |          |            |           |          |                 |          |          |          |          |          |          |
| ATL 12/11             | L           |            |           |          |          |            |           |          |                 |          |          |          |          |          |          |
| @SEA 12/15            | L           |            |           |          |          |            |           |          | Injured Reserve |          |          |          |          |          |          |
| SF 12/24              | L           |            |           |          |          |            |           |          | Injured Reserve |          |          |          |          |          |          |
| ARI 1/1/17            | L           |            |           |          |          |            |           |          | Injured Reserve |          |          |          |          |          |          |
| <b>TOTALS</b>         | <b>4-12</b> | <b>9/8</b> | <b>12</b> | <b>5</b> | <b>7</b> | <b>4.0</b> | <b>33</b> | <b>0</b> | <b>0</b>        | <b>0</b> | <b>0</b> | <b>2</b> | <b>2</b> | <b>0</b> | <b>0</b> |





# 83 | JOSH REYNOLDS

Position: Wide Receiver  
 Ht./Wt.: 6-3/192  
 Birth Date: 2/16/95  
 College: Texas A&M  
 Hometown: San Antonio, Texas  
 Experience: Rookie  
 Acquired: D4A-2017 (117th)

Career GP/GS (Playoffs): 16/1 (0/0)



**TRANSACTIONS:** Selected by the Rams in the fourth round (117th overall) of the 2017 NFL Draft (4/30/17).

**2017 SEASON:** Finished the regular season with 11 receptions for 104 yards and one touchdown...**Week 17 vs. San Francisco 49ers (12/31):** Saw action at wide receiver and special teams...made two catches for 16 yards...**Week 16 at Tennessee Titans (12/24):** Saw action at wide receiver and on special teams...made one special teams tackle...**Week 15 at Seattle Seahawks (12/17):** Saw action at wide receiver and on special teams...recorded one special teams tackle...**Week 14 vs. Philadelphia Eagles (12/10):** Saw action at wide receiver...tallied two catches for 17 yards...**Week 13 at Arizona Cardinals (12/3):** Saw action at wide receiver...recorded two catches for six yards... **Week 12 vs. New Orleans Saints (11/26):** Made his first career start at wide receiver...tallied four catches for 37 yards...scored his first-career touchdown on a seven-yard strike from QB Jared Goff...**Week 11 at Minnesota Vikings (11/19):** Saw action at wide receiver and on special teams...**Week 10 vs. Houston Texans (11/12):** Saw action at wide receiver and on special teams...**Week 9 at New York Giants (11/5):** Saw action at wide receiver and on special teams...**Week 7 vs Arizona (10/22):** Saw action on special teams...**Week 6 at Jacksonville (10/15):** Saw action on special teams and offense...**Week 5 vs. Seattle (10/8):** Saw action on special teams and offense...**Week 4 at Dallas (10/1):** Saw action on special teams and offense...**Week 3 at San Francisco (9/21):** Saw action at wide receiver and on special teams...**Week 2 vs. Washington (9/17):** Recorded first-career reception for 28 yards on a fake punt from P Johnny Hekker...**Week 1 vs. Indianapolis (9/10)** Contributed on offense and special teams, but was not targeted at the receiver position.

**COLLEGE:** Led the SEC with 30 career receiving touchdowns, which ranks second in school history...also led the SEC in receiving yards (2,788)...caught a touchdown in the final eight games of his career...is the only player in Texas A&M and SEC history with multiple 90-yard plus receptions in his career...made at least two catches in every game...finished 2016 season with 61 receptions for 885 yards and 12 touchdowns...as a junior in 2015, averaged a team-best 17.8 yards on 51 catches for 907 yards while seeing action in 12 of 13 games...reeled in five touchdowns...had three 100-yard games...posted a career high 11 receptions for 177 yards against Louisville in the bowl game...in 2014, had a spectacular first season at Texas A&M with a team-best 842 receiving yards and 13 receiving touchdowns on 52 catches...broke the school record for receiving touchdowns previously held by Jeff Fuller (2010) and Mike Evans (2013)...his 13 receiving scores ranked No. 2 in the SEC and tied for No. 5 nationally...was the only receiver to catch at least one pass in all 13 games...reeled in at least one touch catch in nine games...in 2013, attended Tyler Junior College in Tyler, Texas...earned second-team all-conference honors at TJC after making 44 catches for 782 yards and 12 touchdowns.

**PERSONAL:** Attended John Jay High School in San Antonio, Texas...named to the San Antonio Express-News' Class 5A "Super Team" as a senior... also earned all-District 27-5A honors after making 44 catches for 667 yards and eight touchdowns and 48 tackles and three pickoffs on defense...son of Michele Reynolds...recreation, park and tourism sciences major.

## JOSH REYNOLDS NFL STATISTICS

| Year          | Team | G/S         | REGULAR SEASON |            |            |           |          |          |          |            |          |          |
|---------------|------|-------------|----------------|------------|------------|-----------|----------|----------|----------|------------|----------|----------|
|               |      |             | Receiving      |            |            |           |          | Rushing  |          |            |          |          |
|               |      |             | No             | Yds        | Avg        | Lg        | TD       | Att      | Yds      | Avg        | Lg       | TD       |
| 2017          | RAMS | 16/1        | 11             | 104        | 9.5        | 28        | 1        | 0        | 0        | 0.0        | 0        | 0        |
| <b>TOTALS</b> |      | <b>16/1</b> | <b>11</b>      | <b>104</b> | <b>9.5</b> | <b>28</b> | <b>1</b> | <b>0</b> | <b>0</b> | <b>0.0</b> | <b>0</b> | <b>0</b> |

**ADDITIONAL CAREER STATISTICS:** Special Teams Tackle: 2017: (2)

# JOSH REYNOLDS GAME-BY-GAME STATISTICS

## 2017 LOS ANGELES RAMS

| Game          | W/L         | P/S         | Receiving |            |            |           | Rushing  |          |          |          |          |          |
|---------------|-------------|-------------|-----------|------------|------------|-----------|----------|----------|----------|----------|----------|----------|
|               |             |             | No        | Yds        | Avg        | Lg        | TD       | Att      | Yds      | Avg      | Lg       | TD       |
| IND 9/10      | W           | 1/0         | 0         | 0          | 0.0        | 0         | 0        | 0        | 0        | 0        | 0        | 0        |
| WAS 9/17      | L           | 1/0         | 1         | 28         | 28.0       | 28        | 0        | 0        | 0        | 0        | 0        | 0        |
| @SF 9/21      | W           | 1/0         | 0         | 0          | 0.0        | 0         | 0        | 0        | 0        | 0        | 0        | 0        |
| @DAL 10/1     | W           | 1/0         | 0         | 0          | 0.0        | 0         | 0        | 0        | 0        | 0        | 0        | 0        |
| SEA 10/8      | L           | 1/0         | 0         | 0          | 0.0        | 0         | 0        | 0        | 0        | 0        | 0        | 0        |
| @JAC 10/15    | W           | 1/0         | 0         | 0          | 0.0        | 0         | 0        | 0        | 0        | 0        | 0        | 0        |
| ARI 10/22     | W           | 1/0         | 0         | 0          | 0.0        | 0         | 0        | 0        | 0        | 0        | 0        | 0        |
| @NYG 11/5     | W           | 1/0         | 0         | 0          | 0.0        | 0         | 0        | 0        | 0        | 0        | 0        | 0        |
| HOU 11/12     | W           | 1/0         | 0         | 0          | 0.0        | 0         | 0        | 0        | 0        | 0        | 0        | 0        |
| @MIN 11/19    | L           | 1/0         | 0         | 0          | 0.0        | 0         | 0        | 0        | 0        | 0        | 0        | 0        |
| NO 11/26      | W           | 1/1         | 4         | 37         | 9.3        | 14        | 1        | 0        | 0        | 0        | 0        | 0        |
| @ARI 12/2     | W           | 1/0         | 2         | 6          | 3.0        | 3         | 0        | 0        | 0        | 0        | 0        | 0        |
| PHI 12/10     | L           | 1/0         | 2         | 17         | 8.5        | 15        | 0        | 0        | 0        | 0        | 0        | 0        |
| @SEA 12/17    | W           | 1/0         | 0         | 0          | 0.0        | 0         | 0        | 0        | 0        | 0        | 0        | 0        |
| @TEN 12/24    | W           | 1/0         | 0         | 0          | 0.0        | 0         | 0        | 0        | 0        | 0        | 0        | 0        |
| SF 12/31      | L           | 1/0         | 2         | 16         | 8.0        | 11        | 0        | 0        | 0        | 0        | 0        | 0        |
| <b>TOTALS</b> | <b>11-5</b> | <b>16/1</b> | <b>11</b> | <b>104</b> | <b>9.5</b> | <b>28</b> | <b>1</b> | <b>0</b> | <b>0</b> | <b>0</b> | <b>0</b> | <b>0</b> |



# 23 NICKELL ROBEY-COLEMAN

|             |                     |
|-------------|---------------------|
| Position:   | Cornerback          |
| Ht./Wt.:    | 5-8/178             |
| Birth Date: | 1/17/1992           |
| College:    | USC                 |
| Hometown:   | Frostproof, Fla.    |
| Experience: | 5th year (1st Rams) |
| Acquired:   | FA-2017             |

Career GP/GS (Playoffs): 79/19 (0/0)



**TRANSACTIONS:** Signed by the Rams as a free agent (4/7/17)...released by the Bills...signed by Buffalo (8/9/15)...originally entered the NFL as an undrafted free agent signed by the Buffalo Bills (4/29/13).

**PRO:** Fifth-year cornerback is in his first season with the Rams after signing as a free agent prior to the 2017 season...has played in 79 career games with 19 starts in his career...has four career interceptions and two returned for touchdowns.

**2017 Season:** Finished the regular season with 50 total tackles (36 solo), including two for loss...also had nine passes defended, two interceptions, one forced fumble and one fumble recovery...**Week 17 vs. San Francisco 49ers (12/31):** Subbed in at cornerback...notched three solo tackles...**Week 16 at Tennessee Titans (12/24):** Subbed in at cornerback...tallied two assisted tackles...**Week 15 at Seattle Seahawks (12/17):** Subbed in at cornerback...tallied four tackles (two solo)...**Week 14 vs. Philadelphia Eagles (12/10):** Started at cornerback...tied a career-high with seven solo tackles and three passes defended...**Week 13 at Arizona Cardinals (12/3):** Subbed in at cornerback...recorded one solo tackle and one pass defended...**Week 12 vs. New Orleans Saints (11/26):** Declared inactive...**Week 11 at Minnesota Vikings (11/19):** Subbed in at cornerback...recorded one solo tackle...left game in the third quarter with a thigh injury...**Houston Texans (11/12):** Subbed in at cornerback...tallied four tackles (three solo)...**Season: Week 9 at New York Giants (11/5):** Subbed in at cornerback...registered two tackles (one solo)...tallied one pass defended...**Week 7 vs Arizona (10/22):** Subbed in at cornerback...tallied two tackles (one solo)...**Week 6 at Jacksonville (10/15):** Finished with two tackles (one solo)...intercepted one pass for a 31-yard return...recorded one pass defended...**Week 5 vs. Seattle (10/8):** Started at cornerback...recorded six tackles (five solo)...**Week 4 at Dallas (10/1):** Finished with five tackles (three solo)...**Week 3 at San Francisco (9/21):** Started at cornerback...intercepted one pass with a return of 25 yards...also collected four tackles (three solo), one fumble recovery and recorded two passes defended...**Week 2 vs. Washington (9/17):** Started at Cornerback.. tallied five tackles (three solo) and one forced fumble...**Week 1 vs. Indianapolis (9/10):** Finished with two tackles and one pass defended in the win.

**2016 SEASON:** Played in 16 games for the fourth-straight season...finished the season with 35 tackles (32 solo), one forced fumble and one fumble recovery as well as two interceptions with one returned for a touchdown...**at Los Angeles (10/9):** Recorded two interceptions, returning one for a 41-yard touchdown.

**2015 SEASON:** Played in all 16 games...recorded 44 tackles (38 solo)...**vs. Indianapolis (1/3/16):** Recorded six tackles (four solo)...added one sack and one pass defended...**vs. New England (9/20):** Notched six tackles (six solo)...**vs. Houston (12/6):** Tallied five tackles (five solo) and three passes defended.

**2014 SEASON:** Started 6-of-16 games played...recorded a career-high 45 total tackles...**at New York Jets (10/26):** Led the Bills defense with a career-high seven tackles (five solo)...**vs. New York Jets (11/23):** Tallied three tackles (three solo), one sack and one pass defended.

**2013 SEASON:** Played in all 16 games as a rookie, started two...made 39 tackles (30 solo) and three sacks...**at Miami (10/20):** Picked off Dolphins QB Ryan Tannehill, for his first career interception, returning it 19 yards for a touchdown...**at Jacksonville (12/15):** Made his first career start at cornerback...notched a career-high six tackles...took down Jaguars QB Chad Henne for his first career sack...added a forced fumble and fumble recovery.

**COLLEGE:** A three-year starter for the Trojans at USC...finished his career with 163 tackles, seven interceptions and two touchdowns...as a junior, started all 13 games, tallied 52 tackles (36 solo) and one interception in addition to blocking a kick...started 12 games for the 10-win Trojans as a sophomore...recorded 5.5 tackles for loss, two sacks and two interceptions, including one returned for a touchdown...also returned 12 punts for 132 yards...named to the All-Pac 12 first team...recipient of USC's 2011 John McKay Award, given to the underclassman with the most competitive spirit...started all 13 games at cornerback as a freshman, notching 48 tackles, a team-high four interceptions and one returned for a touchdown as well as a forced fumble...an All-Pac 12 honorable mention selection as a freshman...also participated in track at USC.

**PERSONAL:** Played defensive back and running back at Frostproof (Fla.) High School...scored 15 touchdowns on offense and defense as a senior...rushed for 1,600 yards as a junior...as a sophomore, rushed for 1,500 yards and tallied seven interceptions...also lettered in baseball and track.







# 76 | RODGER SAFFOLD III

|             |                     |
|-------------|---------------------|
| Position:   | Guard               |
| Ht./Wt.:    | 6-5/325             |
| Birth Date: | 6/6/88              |
| College:    | Indiana             |
| Hometown:   | Bedord, Ohio        |
| Experience: | 8th year (8th Rams) |
| Acquired:   | D2-2010             |

Career GP/GS (Playoffs): 98/95 (0/0)



**TRANSACTIONS:** Selected by the Rams in the second round (33rd) of the 2010 NFL Draft (4/23/10).

**PRO:** Seventh-year pro has played in 98 career games with 95 starts...versatile lineman has started at right tackle, left tackle, left guard and right guard.

**2017 SEASON:** Started 15 games at left guard...played a key role on the top-ranked scoring offense in the league...**Week 17 vs. San Francisco 49ers (12/31):** Did not play...**Week 16 at Tennessee Titans (12/24):** Started at left guard...helped protect QB Jared Goff who recorded 301 passing yards and four touchdowns...**Week 15 at Seattle Seahawks (12/17):** Started at left guard...was a part of an offensive line that paved the way for RB Todd Gurley II to become the first player in Rams history to rush for at least two touchdowns at CenturyLink field... **Week 14 vs. Philadelphia Eagles (12/10):** Started at left guard...helped pave the way for RB Todd Gurley who rushed for two touchdowns...**Week 13 at Arizona Cardinals (12/3):** Started at left guard...helped protect QB Jared Goff who passed for 220 yards and two touchdowns...**Week 12 vs. New Orleans Saints (11/26):** Started at left guard...helped pave the way for RB Todd Gurley II to amass 128 yards from scrimmage...**Week 11 at Minnesota Vikings (11/19):** Started at left guard...played all 59 offensive snaps...**Week 10 vs. Houston Texans (11/12):** Started at left guard...allowed QB Jared Goff to have time in the pocket to throw for a career-high 355 yards...**Week 9 at New York Giants (11/5):** Started at left guard...played all 64 offensive snaps...protected the pocket allowing QB Jared Goff to complete 14-of-22 passes for 311 yards and four touchdowns...**Week 7 vs Arizona (10/22):** Started at left guard...played all 80 offensive snaps...opened running lanes for RB Todd Gurley II who notched his fourth 100-plus yard rushing game of the season...**Week 6 at Jacksonville (10/15):** Started at left guard...played all 59 offensive snaps...paved the way for RB Todd Gurley II to tally 116 rushing yards on 23 carries...**Week 5 vs. Seattle (10/8):** Started at left guard...played all 74 offensive snaps and gave QB Jared Goff time to throw for 288 yards...**Week 4 at Dallas (10/1):** Started at left guard...played all 69 offensive snaps and paved the way for a Rams season-high 168 rushing yards...**Week 3 at San Francisco (9/21):** Started at left guard...played all 67 offensive snaps and opened running lanes for RB Todd Gurley II who rushed for a season-high 113 yards...**Week 2 vs. Washington (9/17):** Started at left guard...played all 50 offensive snaps...**Week 1 vs. Indianapolis (9/10):** Started the game at left guard, and provided time for QB Jared Goff to throw for a then career-best 306 yards.

**2016 SEASON:** Started 15 games at various positions along the line including left guard, left tackle, and right tackle...**at San Francisco (9/12):** Started at left guard and played on all 61 offensive snaps...**vs Seattle (9/18):** Started at left guard and played on all 62 offensive snaps...**at Tampa Bay (9/25):** Started at left guard and played all 65 offensive snaps...opened up a running lane for RB Todd Gurley to rush for two touchdowns...**vs. Buffalo (10/9):** Started at left guard and played on all 67 offensive snaps...**at Detroit (10/16):** Started at left guard...helped block for the offense to produce three touchdowns...**at New York Jets (11/13):** Started at left guard and helped block for an offense that garnered 125 yards on the ground...**at New Orleans (11/27):** Started at left tackle for the first time since at Seattle (12/30/12)...left the game in the second quarter and did not return...**vs. Arizona (1/1):** Started at right tackle.

**2015 SEASON:** Started in five games before going on reserve/injured (10/15)...**at Arizona (10/4):** Part of an offensive line that helped produce 164 rushing yards...**vs. Seattle (9/13):** Helped block for QB Nick Foles on his way to 297 passing yards and a rushing touchdown.

**2014 SEASON:** Started 16 games...saw action at both tackle and guard positions... **at Tampa Bay (9/14):** Started at left-guard...part of an offensive line that helped produce 20 first downs...**vs. Dallas (9/21):** Started at left guard...helped block for an offense that produced 448 total yards...**vs. Seattle (10/19):** Started at right guard...part of an offensive line that blocked for three offensive touchdowns...**vs. Denver (11/16):** Started at left guard...helped block for the offense to register a 100-yard rusher and 100-yard receiver...**vs. Oakland (11/30):** Started at left guard...part of an offensive line that helped the offense score 38 points in the first half, which is tied for second-most in franchise history...**at Washington (12/7):** Started at left guard...part of an offensive line that helped protect QB Shaun Hill to throw two touchdowns and register a 133.3 quarterback rating...**at Seattle (12/28):** Started at left guard and played at right tackle.

**2013 SEASON:** Played in 12 games with nine starts...started three games at right tackle, five at right guard and one at left tackle...**vs. Arizona (9/8):** Started at right tackle...part of an offensive line that helped block for QB Sam Bradford allowing him to throw for 299 yards and two touchdowns...**vs. Seattle (10/28):** Saw action on offense...part of an offensive line that helped block for RB Zac Stacy to rush for 134 yards...**vs. Tennessee (11/3):** Saw action at right tackle...helped block for RB Zac Stacy rush for his second consecutive 100-yard game...**at Indianapolis (11/10):** Marked his first career start at right guard...helped block for the Rams' backs to run for 140 yards, the team's third straight 100 yard rushing game...**vs. Chicago (11/24):** Started at right guard...part of an offensive line that helped block for the Rams rushing corps to run for 258 yards, the team's highest singlegame total this season...**vs. New Orleans (12/15):** Started at right guard...part of an

offensive line that did not allow a sack...**vs. Tampa Bay (12/22)**: Started at right guard...moved to left tackle for Jake Long who left in the first quarter with an injury...helped block for two rushing touchdowns.

**2012 SEASON**: Started 10 games at left tackle, including the final eight of the season...helped RB Steven Jackson reach 1,000 yards for the eighth straight season...**at San Francisco (11/11)**: Started at left tackle...helped the Rams put up 458 total yards on offense...**at Arizona (11/25)**: Started at left tackle...helped RB Steven Jackson notch 139 yards on the ground...**vs. Minnesota (12/16)**: Started at left tackle...part of an offensive line that helped RB Steven Jackson eclipse 10,000 rushing yards...**at Tampa Bay (12/23)**: Started at left tackle...part of an offensive line that allowed QB Sam Bradford time to throw an 80-yard touchdown to TE Lance Kendricks, the longest pass of Bradford's career...**at Seattle (12/30)**: Started at left tackle...part of an offensive line that allowed zero sacks on QB Sam Bradford.

**2011 SEASON**: **vs. Eagles (9/11)**: Started at left tackle...**at New York Giants (9/19)**: Started at left tackle...helped block for the offense to collect five passes of 20-plus yards...**vs. Baltimore (9/25)**: Started at left tackle...**vs. Washington (10/2)**: Started at left tackle...**at Green Bay (10/16)**: Started at left tackle...**at Dallas (10/23)**: Started at left tackle...**vs. New Orleans (10/30)**: Started at left tackle...helped block for the offense to gain 323 total yards...**at Arizona (11/6)**: Started at left tackle...helped block for RB Steven Jackson to rush for over 100 yards the second consecutive week...**at Cleveland (11/13)**: Started at left tackle...left the game in the third quarter with a head injury...placed on reserve/injured list (11/19).

**2010 SEASON**: Named All-Rookie by Pro Football Weekly and the Pro Football Writers of America...finished the season as the only NFL rookie to start all of his team's games at left tackle this season...allowed only three sacks in 590 pass attempts according to Statspass.com...part of an offensive line that helped RB Steven Jackson surpass the 1,000-yard mark for a sixth consecutive season.

**COLLEGE**: Started 41 of 42 games at Indiana...while in the starting lineup the Hoosiers rushed over 100 yards in 29 games...in last two years, registered 171 knockdowns and 20 touchdown-resulting blocks...Indiana scored 29 times on the ground when in lineup.

**PERSONAL**: Two-way lineman at Bedford (Oh.) High School...rated a two-star prospect by Rivals.com...earned first team All-Lake Erie League, All-District and honorable mention All-State honors as a senior...played in 2006 Ohio North-South All-Star game...father played football at the University of Iowa...public affairs management major...born Rodger P. Saffold III...participated in several community events, including Make-A-Wish Celebrity Server Dinner, Taste of the NFL, Urban League Turkey Distribution, Financial Football Show-Me Showdown at UMSL and the All-Community Team Ticket program - Spirit of 76.

**SAFFOLD'S Games Played-Starts**: RAMS: 2017 (15/15), 2016 (15/15), 2015 (5/5), 2014 (16/16), 2013 (12/9), 2012 (10/10), 2011 (9/9), 2010 (16/16) **Totals: (98/95)**.



# 92 | TANZEL SMART

**Position:** Defensive Tackle  
**Ht./Wt.:** 6-1/290  
**Birth Date:** 11/6/94  
**College:** Tulane  
**Hometown:** Baton Rouge, La.  
**Experience:** Rookie  
**Acquired:** D6A-2017 (206th)

**Career GP/GS (Playoffs):** 16/4 (0/0)



**TRANSACTIONS:** Selected by the Rams in the sixth round (206th overall) of the 2017 NFL Draft (4/30/17).

**2017 SEASON:** Finished the regular season with 18 tackles (12 solo), one pass defended and one quarterback hit...**Week 17 vs. San Francisco 49ers (12/31):** subbed in at defensive tackle...tallied two total tackles...**Week 16 at Tennessee Titans (12/24):** Subbed in at defensive tackle...**Week 15 at Seattle Seahawks (12/17):** Subbed in at defensive tackle...recorded his first career forced fumble... **Week 14 vs. Philadelphia Eagles (12/10):** Saw action at defensive tackle...**Week 13 at Arizona Cardinals (12/3):** Saw action at defensive tackle...**Week 12 vs. New Orleans Saints (11/26):** Saw action at defensive tackle...**Week 11 at Minnesota Vikings (11/19):** Subbed in at defensive tackle...tallied one quarterback hit...**Week 10 vs. Houston Texans (11/12):** Played 16 defensive snaps...**Week 9 at New York Giants (11/5):** Started at nose tackle...registered two tackles (one solo)...**Week 7 vs Arizona (10/22):** Started at defensive tackle...recorded one solo tackle...**Week 6 at Jacksonville (10/15):** Started at nose tackle...recorded two tackles (one solo)...**Week 5 vs. Seattle (10/8):** Subbed in at defensive tackle...recored one solo tackle...**Week 4 at Dallas (10/1):** Made his first career start at defensive tackle...finished with three tackles (two solo) and one quarterback hit...**Week 3 at San Francisco (9/21):** Subbed in at defensive tackle...recorded three tackles (one solo)... **Week 2 vs. Washington (9/17):** Registered two tackles (one solo)...**Week 1 vs. Indianapolis (9/10):** Recorded two tackles and contributed one pass defended in first NFL action.

**COLLEGE:** Earned First-Team All-American Athletic Conference and First-Team All-Louisiana College Football Team honors (2015, 2016)...a four-year letterman played in 48 career games with 36 consecutive starts at defensive tackle...finished career with 40.5 tackles for loss...started all 12 games as a senior in 2016...ranked fourth in the conference in tackles for loss with 18.5 (1.54 per game) and eighth in sacks at 5.5 (0.46 per game)...also had two quarterback hurries, one forced fumble and one fumble recovery during season...Started all 12 games as a junior...totaled 62 tackles (42 solo), 15.0 tackles for loss, 2.0 sacks, one forced fumble and one fumble recovery...in 2014, started all 12 games as a sophomore...totaled 47 tackles (21 solo) with 6.5 tackles for loss, 2.0 sacks, one forced fumble and one pass break-up...played in 12 games as a true freshman...posted 14 tackles (7 solo) with a half tackle for loss and a pass break-up.

**PERSONAL:** Three-year letterman at Scotlandville High...rated a three-star recruit by Rivals.com and 247Sports.com while garnering two-star status by Scout.com...helped lead the Hornets to a combined 13 wins, including a trip to the state playoffs as a sophomore...as a senior, named first-team all-state, all-metro and all-district while claiming Baton Rouge Metro and District 4-5A Defensive MVP honors...posting 54 tackles, 19 tackles for loss, 5.0 sacks and three blocked field goals...also selected to play in the 11th Annual U.S. Army Red Stick Bowl...named to all-district team as a junior...born Tanzel E. Smart, Jr. in Baton Rouge, La... son of Lewanna Ventress...undecided on major.

## TANZEL SMART NFL STATISTICS

| NFL STATISTICS |      |      |         |      |      |     |     |               |     |    |    |         |    |    |     |   |
|----------------|------|------|---------|------|------|-----|-----|---------------|-----|----|----|---------|----|----|-----|---|
| Year           | Team | G/S  | Tackles |      |      |     |     | Interceptions |     |    |    | Fumbles |    |    |     |   |
|                |      |      | Total   | Solo | Asst | Sk  | Yds | Int           | Yds | Lg | TD | PD      | FF | FR | Yds |   |
| 2017           | RAMS | 16/4 | 18      | 12   | 6    | 0.0 | 0.0 | 0             | 0   | 0  | 0  | 0       | 1  | 1  | 0   | 0 |
| Total          |      | 16/4 | 18      | 12   | 6    | 0.0 | 0.0 | 0             | 0   | 0  | 0  | 0       | 1  | 1  | 0   | 0 |

# TANZEL SMART GAME-BY-GAME STATISTICS

| 2017 LOS ANGELES RAMS |             |             |           |           |          |          |          |          |          |          |          |          |          |          |          |
|-----------------------|-------------|-------------|-----------|-----------|----------|----------|----------|----------|----------|----------|----------|----------|----------|----------|----------|
| Game                  | W/L         | P/S         | T         | S         | A        | Sk       | Yds      | Int      | Yds      | Lg       | TD       | PD       | FF       | FR       | Yds      |
| IND 9/10              | W           | 1/0         | 2         | 2         | 0        | 0        | 0        | 0        | 0        | 0        | 0        | 1        | 0        | 0        | 0        |
| WAS 9/17              | L           | 1/0         | 2         | 1         | 1        | 0        | 0        | 0        | 0        | 0        | 0        | 0        | 0        | 0        | 0        |
| @SF 9/21              | W           | 1/0         | 3         | 1         | 2        | 0        | 0        | 0        | 0        | 0        | 0        | 0        | 0        | 0        | 0        |
| @DAL 10/1             | W           | 1/1         | 3         | 2         | 1        | 0        | 0        | 0        | 0        | 0        | 0        | 0        | 0        | 0        | 0        |
| SEA 10/8              | L           | 1/0         | 1         | 1         | 0        | 0        | 0        | 0        | 0        | 0        | 0        | 0        | 0        | 0        | 0        |
| @JAC 10/15            | W           | 1/1         | 2         | 1         | 1        | 0        | 0        | 0        | 0        | 0        | 0        | 0        | 0        | 0        | 0        |
| ARI 10/22             | W           | 1/1         | 1         | 1         | 0        | 0        | 0        | 0        | 0        | 0        | 0        | 0        | 0        | 0        | 0        |
| @NYG 11/5             | W           | 1/1         | 2         | 1         | 1        | 0        | 0        | 0        | 0        | 0        | 0        | 0        | 0        | 0        | 0        |
| HOU 11/12             | W           | 1/0         | 0         | 0         | 0        | 0        | 0        | 0        | 0        | 0        | 0        | 0        | 0        | 0        | 0        |
| @MIN 11/19            | L           | 1/0         | 0         | 0         | 0        | 0        | 0        | 0        | 0        | 0        | 0        | 0        | 0        | 0        | 0        |
| NO 11/26              | W           | 1/0         | 0         | 0         | 0        | 0        | 0        | 0        | 0        | 0        | 0        | 0        | 0        | 0        | 0        |
| @ARI 12/2             | W           | 1/0         | 0         | 0         | 0        | 0        | 0        | 0        | 0        | 0        | 0        | 0        | 0        | 0        | 0        |
| PHI 12/10             | L           | 1/0         | 0         | 0         | 0        | 0        | 0        | 0        | 0        | 0        | 0        | 0        | 0        | 0        | 0        |
| @SEA 12/17            | W           | 1/0         | 0         | 0         | 0        | 0        | 0        | 0        | 0        | 0        | 0        | 0        | 1        | 0        | 0        |
| @TEN 12/24*           | W           | 1/0         | 0         | 0         | 0        | 0        | 0        | 0        | 0        | 0        | 0        | 0        | 0        | 0        | 0        |
| SF 12/31*             | L           | 1/0         | 2         | 2         | 0        | 0        | 0        | 0        | 0        | 0        | 0        | 0        | 0        | 0        | 0        |
| <b>TOTALS</b>         | <b>11-5</b> | <b>16/4</b> | <b>18</b> | <b>12</b> | <b>6</b> | <b>0</b> | <b>0</b> | <b>0</b> | <b>0</b> | <b>0</b> | <b>0</b> | <b>1</b> | <b>1</b> | <b>0</b> | <b>0</b> |

\*According to press box statistics



# 65 | JOHN SULLIVAN

|             |                      |
|-------------|----------------------|
| Position:   | Center               |
| Ht./Wt.:    | 6-4/310              |
| Birth Date: | 8/8/85               |
| College:    | Notre Dame           |
| Hometown:   | Old Greenwich, Conn. |
| Experience: | 10th year (1st Rams) |
| Acquired:   | FA-2017              |

Career GP/GS (Playoffs): 137/109 (4/3)



**TRANSACTIONS:** Signed by the Rams as a free agent (4/5/17)...signed by the Washington Redskins as a free agent (9/27/16)...released by the Minnesota Vikings...re-signed with Minnesota (4/7/15)...re-signed with the Vikings (12/17/11)...originally entered the NFL as a sixth round (187th overall) draft pick by the Minnesota Vikings (4/27/08).

**PRO:** Ninth-year center is in his first season with the Rams in 2017...has started 109-of-137 games in his career while being named PFWA First-Team All-Pro following the 2012 season...has played in four postseason contests, starting three.

**2017 SEASON:** Started 15 games at center...played a key role on the top-ranked scoring offense in the league...**Week 17 vs. San Francisco 49ers (12/31):** Declared inactive...**Week 16 at Tennessee Titans (12/24):** Started at center...helped pave the way for RB Todd Gurley who tallied 276 yards from scrimmage, the third highest mark in franchise history in a single game...**Week 15 at Seattle Seahawks (12/17):** Started at center...was a part of an offensive line that allowed RB Todd Gurley II to become the first player to post four touchdowns in a game this season...**Week 14 vs. Philadelphia Eagles (12/10):** Started at center...played all 48 offensive snaps...helped give QB Jared Goff time to throw two touchdowns...**Week 13 at Arizona Cardinals (12/3):** Started at center...helped pave the way for RB Todd Gurley II who amassed 158 yards from scrimmage...**Week 12 vs. New Orleans Saints (11/26):** Started at center...allowed QB Jared Goff time in the pocket to complete a career-high 28 passes...**Week 11 at Minnesota Vikings (11/19):** Started at center...played all 59 offensive snaps...**Week 10 vs. Houston Texans (11/12):** Started at center...played all 66 offensive snaps...**Week 9 at New York Giants (11/5):** Started at center...helped pave the way for RB Todd Gurley II to score two rushing touchdowns...**Week 7 vs Arizona (10/22):** Started at center...paved the way for RB Todd Gurley II and QB Jared Goff to each score a rushing touchdown...**Week 6 at Jacksonville (10/15):** Made his 100th career start at center...played all 59 offensive snaps...**Week 5 vs. Seattle (10/8):** Started at center...played all 74 offensive snaps...**Week 4 at Dallas (10/1):** Started at center...played all 69 offensive snaps and created space for RB Todd Gurley II to amass 215 all-purpose yards...**Week 3 at San Francisco (9/21):** Started at center...played 31 snaps before exiting game with a groin injury...**Week 2 vs. Washington (9/17):** Started at center...collected one fumble recovery...**Week 1 vs. Indianapolis (9/10):** Started at center...provided time for QB Jared Goff to throw for a career-best 306 yards.

**2016 SEASON:** Played in 13 games, started one in his lone season in Washington...helped block for a Washington team that would go on to win the NFC East...**at Philadelphia (12/11):** Started at center...blocked for a Washington offense that would rush for 107 yards and two touchdowns.

**2015 SEASON:** Placed on injured reserve prior to the season with a back injury.

**2014 SEASON:** Played 16 games, starting all 16 games for the third straight season and fourth time in his career...helped pave the way for Vikings RB Matt Asiata to finish third in the league with nine rushing touchdowns...**at St. Louis (9/7):** Blocked for WR Cordarrelle Patterson to rush for 107 yards, the most rushing yards by a receiver in Vikings history...**vs. Atlanta (9/28):** Paved the way for the Vikings to rush for 241 yards as a team with four touchdowns...also saw RB Jerick McKinnon run for 135 yards on 18 carries (7.5 avg.).

**2013 SEASON:** Started all 16 games for the second year in a row...**at Green Bay (10/24):** Helped to block RB Adrian Peterson's 146-yard rushing effort...**vs. Chicago (12/1):** Part of an offensive line that saw Adrian Peterson rush for a season-high 211 yards...**vs. Philadelphia (12/15):** Prominent part of an offensive line that paved the way for RB Matt Asiata rush for three touchdowns.

**2012 SEASON:** Started 16-of-16 games for the second time in his career...named PFWA First-Team All-Pro...part of an offensive line that helped RB Adrian Peterson run for 2,097 yards - the second-most in NFL history - en route to winning MVP, the first running back to win the award in six seasons...started at center in the club's Wild Card game at Green Bay...**at Seattle (11/4):** Helped pave the way for Adrian Peterson to rush for 182 yards and two touchdowns...**at Green Bay (12/2):** Part of an offensive line that helped Adrian Peterson tally 210 yards and a touchdown on the ground...**at St. Louis (12/16):** Helped Adrian Peterson rush for a season-high 212 yards.

**2011 SEASON:** Played in 15 games, starting all 15 at center...helped the Vikings offense rush for 144.9 yards per game, the fourth-highest mark in the NFL...**at Detroit (12/11):** Paved the way for the Vikings to tally 269 yards and a touchdown on the ground.

**2010 SEASON:** Started all 14 games in which he played...**vs. Buffalo (12/5):** Helped block for Adrian Peterson to run for 107 yards and three touchdowns.

**2009 SEASON:** Started 16-of-16 games for the first time in his career...part of a Minnesota offense that ranked fifth in the NFL in total offense...paved the way for RB Adrian Peterson to rush for a Vikings-record 18 touchdowns...started at center in the team's Divisional Round win versus Dallas and NFC Championship Game match-up against New Orleans...**vs. Cleveland (9/13):** Blocked for Adrian Peterson's 180 yard and three rushing touchdown performance...**vs. Detroit (11/15):** Part of an offense line that helped Adrian Peterson rush for 133 yards and two touchdowns...**NFC Championship vs. New Orleans (1/24/10):** Helped block for Adrian Peterson to rush for 122 yards and three touchdowns on the ground.

**2008 SEASON:** Played in all 16 games as a rookie, playing a prominent role on special teams...played in the club's Wild Card match-up with the Eagles.

**COLLEGE:** Started 43-of-47 games at Notre Dame...started in the Fiesta Bowl as a sophomore and the Sugar Bowl as a junior...served as a captain his senior year for the Fighting Irish.

**PERSONAL:** Named Connecticut's Gatorade Player of the Year as a senior at Greenwich High School...played in the U.S. Army All-American Bowl following his senior season in high school...won three state titles as a wrestler...graduated from Notre Dame with a degree in marketing...is married to Ariel and they have one son, John Harris (Harry) Sullivan.

**SULLIVAN'S Games Played Stats:** RAMS 2017 (15/15), Washington 2016 (13/1), Minnesota 2014 (16/16), 2013 (16/16), 2012 (16/16), 2011 (15/15), 2010 (14/14), 2009 (16/16), 2008 (16/0). **Postseason Totals:** 2008 (0/1), 2009 (2/2), 2012 (1/1). **TOTALS (137/109).**



# 88 | MICHAEL THOMAS

Position: Wide Receiver  
 Ht./Wt.: 6-1/195  
 Birth Date: 8/16/94  
 College: Southern Mississippi  
 Hometown: Chicago, Ill.  
 Experience: 2nd year (2nd Rams)  
 Acquired: D6C-2016 (206th)

Career GP/GS (Playoffs): 23/1 (0/0)



**TRANSACTIONS:** Selected by Los Angeles in the sixth round (206th overall) of the 2016 NFL Draft (4/30/16).

**2017 SEASON:** Finished regular season with five receptions for 93 yards in his sophomore campaign...**Week 17 vs. San Francisco 49ers (12/31):** Made his first career start at wide receiver...led the team in receiving yards with three catches for 75 yards, including a 50-yard reception...**Week 16 at Tennessee Titans (12/24):** Saw action at wide receiver and on special teams...**Week 15 at Seattle Seahawks (12/17):** Saw action at wide receiver and on special teams...**Week 14 vs. Philadelphia Eagles (12/10):** Saw action at wide receiver and on special teams...blocked Eagles P Donnie Jones punt and CB Blake Countess scooped it up and ran it 16 yards for a touchdown...**Week 13 at Arizona Cardinals (12/3):** Saw action on special teams...recorded one kick return for 15 yards...**Week 12 vs. New Orleans Saints (11/26):** Saw action at wide receiver...**Week 11 at Minnesota Vikings (11/19):** Saw action at wide receiver...hauled in one catch for 12 yards...**Week 10 vs. Houston Texans (11/12):** Declared inactive...**Week 9 at New York Giants (11/5):** Declared inactive...**Week 7 vs Arizona (10/22):** Declared inactive...**Week 6 at Jacksonville (10/15):** Saw first action of the 2017 season, primarily on special teams...

**2016 SEASON:** Played in 15 games in his rookie campaign...became a significant contributor on special teams while racking up six special teams tackles...**vs. Buffalo (10/9):** Returned three kickoffs for 62 yards...recorded a special teams tackle...**at New England (12/4):** Saw action at wide receiver and on special teams...recorded three special teams tackles, giving him five on the season...**vs. Atlanta (12/11):** Caught his first NFL pass from QB Jared Goff for a 16 yard gain...returned six kickoffs for 118 yards, including a long of 41 yards...**at Seattle (12/15):** Caught one pass for six yards...**Week 17 vs. Arizona (1/1):** Hauled in a 15 yard reception...recorded his sixth special teams tackle of the season.

**COLLEGE:** As a senior in 2015, named honorable mention All-Conference USA...set a single-season school marks his senior campaign with 1,391 receiving yards and added 14 touchdown receptions...played in 13 of 14 games...tallied 71 receptions for 19.6 ypc...had at least one touchdown catch in each of his final 10 games...notched 100-yard receiving games eight times, including a season-high 190 yards and two scoring grabs against Washington in the Zaxby's Heart of Dallas Bowl (12/26)...also had a 162-yard receiving game that included an acrobatic one-handed touchdown catch that was featured on ESPN's Top 10 plays at Louisiana Tech (11/28)...had a 155 receiving yard and three touchdown performance against North Texas (10/3)...ranks second at the school in career 100-yard games with the program with 10...first on the team in 20-plus yard plays with 34 (28 receptions, six kick returns) to go along with five touchdown grabs of 50 or more yards...in 2014, named All-Conference USA (Honorable Mention)...played in all 12 games on the season, made nine starts...tallied 592 receiving yards and 625 kickoff return yards for 1,217 all-purpose yards...finished the year with 592 yards receiving on 41 catches and five touchdowns...finished with a season-high two touchdowns...notched a pair of 100-yard receiving games...notched six games with 100 or more all-purpose yards, including a pair of 200+ games – Louisiana Tech (222) and Middle Tennessee (207)...in 2013, attended Dodge City Community College...led DCCC with 42 receptions for 709 yards (70.9 yards per game/16.9 average) with three touchdowns in 10 games ... named Honorable Mention All-American...in 2012, attended College of Dupage as a freshman.

**PERSONAL:** Lettered at DuSable High School in Chicago, Ill...helped the Panthers to the State Playoffs as a senior...named first-team All-District as a junior and senior...scored 29 touchdowns combined as a junior and senior...as a senior, notched six touchdowns in a game against Carver HS...son of Lisa Wilson and Michael Thomas...has an older brother, Nate Brown... majored in interdisciplinary studies.

## MICHAEL THOMAS COLLEGE STATISTICS

| NFL STATISTICS |      |             |           |            |             |           |          |
|----------------|------|-------------|-----------|------------|-------------|-----------|----------|
| Year           | Team | G/S         | Receiving |            | Avg         | Lg        | TD       |
|                |      |             | No        | Yds        |             |           |          |
| 2016           | RAMS | 15/0        | 3         | 37         | 12.3        | 16        | 0        |
| 2017           | RAMS | 8/1         | 5         | 93         | 18.6        | 50        | 0        |
| <b>TOTAL</b>   |      | <b>23/1</b> | <b>8</b>  | <b>130</b> | <b>16.3</b> | <b>50</b> | <b>0</b> |

**Additional Career Statistics:** Special Teams Tackles: RAMS: 2016 (6), 2017 (1), Total: (7).



# 53 | CARLOS THOMPSON

**Position:** Outside Linebacker  
**Ht./Wt.:** 6-5/243  
**Birth Date:** 2/16/92  
**College:** Mississippi  
**Hometown:** Leland, MS.  
**Experience:** 2nd year (1st Rams)  
**Acquired:** FA-2017

**Career GP/GS (Playoffs):** 5/1 (0/0)



**TRANSACTIONS:** Signed to the active roster (12/2/17) from the practice squad...signed with the Los Angeles Rams as a free agent (4/5/17)...released from Houston (8/30/16)...signed by the Houston Texans as a college free agent (5/8/15).

**PRO:** Third-year pro who played in two career games with the Houston Texans before being placed on injured reserve on 9/30/15.

**2017 SEASON: Week 17 vs. San Francisco 49ers (12/31):** Made his first career start at outside linebacker...tallied two solo tackles...also recorded one special teams tackle...**Week 16 at Tennessee Titans (12/24):** Saw action at outside linebacker...recorded one assisted tackle for loss...**Week 15 at Seattle Seahawks (12/17):** Declared Inactive...**Week 14 vs. Philadelphia Eagles (12/10):** Declared Inactive...**Week 13 at Arizona Cardinals (12/3):** Saw action on special teams...recorded one tackle.

**2016 SEASON:** Spent the entire 2016 season on injured reserve.

**2015 SEASON:** Placed on injured reserve (9/30)...**at Carolina (9/20):** Made his NFL debut and recorded one special teams tackle...**vs. Tampa Bay (9/27):** Recorded one special teams tackle.

**COLLEGE:** Played four seasons at the University of Oxford, Miss. (2010-11, 2013-14)...saw action in 11 games at defensive end, recording 29 tackles and 3.0 tackles for loss as a senior in 2014...helped Ole Miss lead the nation in scoring defense in 2014 (16.0 ppg)...played five games at defensive end in 2013 but missed the last eight games with neck and shoulder strains...recorded seven tackles with a half sack during those five games played in 2013...did not see action and was redshirted in 2012...played in four games at defensive end, totaling seven tackles, including 2.0 tackles for loss and a sack in 2011...played in seven games and notched one sack in 2010.

**PERSONAL:** Attended Simmons High School in Hollandale, Miss...a U.S. Army and SuperPrep All-American...named to the PrepStar and SuperPrep preseason All-America teams...earned first team All-State honors from The Clarion-Ledger and second team All-State honors from the Mississippi Association of Coaches as a senior...named to The Clarior-Ledger's Dandy Dozen team and rated the No. 2 on its Top 10 Most Wanted list...rated the No. 3 player in the state and the No. 32 defensive lineman in the nation by SuperPrep...ranked the No. 4 player in Mississippi and the No. 17 defensive tackle and No. 137 player overall in the country by Scout.com...ranked the No. 3 player in Mississippi by the Sun Herald...rated as the No. 41 defensive end in the country by ESPN.com...totaled 71 tackles and 15 sacks as a junior...coached in high school by his father, Carlos Thompson...majored in criminal justice...made U.M.A.A. Honor Roll for Fall 2014.

## CARLOS THOMPSON NFL STATISTICS

| Year         | Team    | REGULAR SEASON |          |          |               |            |            |          |          |          |          |          |          |          |          |          |
|--------------|---------|----------------|----------|----------|---------------|------------|------------|----------|----------|----------|----------|----------|----------|----------|----------|----------|
|              |         | Tackles        |          |          | Interceptions |            |            | Fumbles  |          |          |          |          | FF       | FR       | Yds      |          |
| G/S          | Total   | Solo           | Asst     | Sk       | Yds           | Int        | Yds        | Lg       | TD       | PD       |          |          |          |          |          |          |
| 2015         | Houston | 2/0            | 0        | 0        | 0             | 0.0        | 0.0        | 0        | 0        | 0        | 0        | 0        | 0        | 0        | 0        | 0        |
| 2017         | RAMS    | 3/1            | 3        | 2        | 1             | 0.0        | 0.0        | 0        | 0        | 0        | 0        | 0        | 0        | 0        | 0        | 0        |
| <b>Total</b> |         | <b>5/1</b>     | <b>3</b> | <b>2</b> | <b>1</b>      | <b>0.0</b> | <b>0.0</b> | <b>0</b> | <b>0</b> | <b>0</b> | <b>0</b> | <b>0</b> | <b>0</b> | <b>0</b> | <b>0</b> | <b>0</b> |

**Additional Career Statistics:** Special Teams Tackles: RAMS: 2017 (2).







# 95 | TYRANN WALKER

|             |                     |
|-------------|---------------------|
| Position:   | Defensive Tackle    |
| Ht./Wt.:    | 6-3/310             |
| Birth Date: | 3/18/90             |
| College:    | Tulsa               |
| Hometown:   | New Iberia, La.     |
| Experience: | 5th Year (1st Rams) |
| Acquired:   | FA-2017             |

Career GP/GS (Playoffs): 58/17 (0/0)



**TRANSACTIONS:** Signed by the Los Angeles Rams as an unrestricted free agent (3/23/17)...declared a free agent (3/9/17)... re-signed an extension with Detroit (3/4/16)...signed with the Detroit Lions as an unrestricted free agent (3/12/15)...declared a free agent (3/10/15)...signed with the New Orleans Saints as an undrafted rookie free agent (4/30/12).

**PRO:** Fifth-year pro who started his career with the New Orleans Saints as an undrafted rookie free agent...has career totals of 87 tackles (53 solo), 4.5 sacks, and two forced fumbles...emerged as a contributing threat along the Saints defensive line from 2013-14 before joining the Lions last season...spent the 2012 season on the Saints active roster, but was inactive in 15 contests.

**2017 SEASON:** Finished the regular season with 25 tackles (16 solo), including two for loss...also notched one sack, one quarterback hit, four passes defended, one forced fumble and one fumble recovery...**Week 17 vs. San Francisco 49ers (12/31):** Started at defensive tackle...recorded one assisted tackle...**Week 16 at Tennessee Titans (12/24):** Subbed in at defensive tackle...tallied two assisted tackles...**Week 15 at Seattle Seahawks (12/17):** Subbed in at defensive tackle...recorded one solo tackle...tallied one pass defended...**Week 14 vs. Philadelphia Eagles (12/10):** Saw action at defensive tackle...recorded four solo tackles...**Week 13 at Arizona Cardinals (12/3):** Saw action at defensive tackle and special teams...blocked a PAT... **Week 12 vs. New Orleans Saints (11/26):** Saw action at defensive tackle...recorded two solo tackles...**Week 11 at Minnesota Vikings (11/19):** Saw action at defensive tackle...recorded two tackles (one solo)...tallied one pass defended...**Week 10 vs. Houston Texans (11/12):** Subbed in at defensive tackle...recorded three total tackles (two solo)... **Week 9 at New York Giants (11/5):** Subbed in at defensive tackle...recorded two tackles (one solo)...**Week 7 vs Arizona (10/22):** Saw time on defense and special teams...tallied two passes defended...**Week 6 at Jacksonville (10/15):** Saw time at defensive tackle...recorded one solo tackle...**Week 5 vs. Seattle (10/8):** Subbed in at defensive tackle...**Week 4 at Dallas (10/1):** Recorded one tackle...**Week 3 at San Francisco (9/21):** Started at defensive tackle...recorded two tackles (one solo) and tallied one forced fumble...**Week 2 vs. Washington (9/17):** Tallied one solo tackle and one pass defended as part of a defensive line rotation...**Week 1 vs. Indianapolis (9/10):** Started the game at defensive tackle and finished with three tackles (two solo) and two TFLs.

**2016 SEASON:** Played in 15 games and started eight with the Lions.

**2015 SEASON:** Missed the majority of the season due to a leg injury, but finished the year with nine total tackles (five solo)... placed on injured reserve 9/7/15... at San Diego (9/13): Tallied three tackles and one quarterback hit... at Minnesota (9/20): garnered two tackles...vs. Denver (9/27): Saw action at DT and snagged one tackle for loss...at Seattle (10/5): Tallied three tackles (one solo) and was a part of a combined effort on the defensive line that produced six sacks for 52 yards, and allowed only one touchdown before leaving the game due to injury.

**2014 SEASON:** Played in all 16 games for the first time in his career, including one start...finished the season with 19 tackles (14 solo), 2.5 sacks, two tackles for loss and one forced fumble...vs. San Francisco (11/9): Picked up his first-career forced fumble on QB Colin Kaepernick that was recovered by Detroit...vs. Carolina (12/7): Recorded a season-high four tackles (three solo)... at Tampa Bay (12/28): Earned his first-career start and finished with three tackles (two solo) and 0.5 sacks.

**2013 SEASON:** Appeared in seven games both in the defensive line rotation and on special teams, finishing the season with nine tackles (four solo), one sack and one pass defended...was inactive Weeks 5-11 due to a knee injury...vs. Miami (9/30): Registered his first-career sack on QB Ryan Tannehill.

**COLLEGE:** Began his college playing career at Jones County (Miss.) Junior College before transferring to Tulsa...started all 26 games in two seasons for the Golden Hurricanes (2010-11) and finished his career with 84 tackles, 25.5 tackles for loss, 13.5 sacks, 11 passes defended, four fumbles, and two fumble recoveries...as a senior in 2011, recorded 41 tackles, 13.5 tackles for loss, eight sacks, eight passes defended, three forced fumbles and two blocked kicks.

**PERSONAL:** Played his high school ball at Westgate High School (La.) where he helped his team win the Class 5A state championship...earned first team all-district honors as a senior and recorded 64 tackles that season.





# 12 | SAMMY WATKINS

|             |                     |
|-------------|---------------------|
| Position:   | Wide Receiver       |
| Ht./Wt.:    | 6-1/211             |
| Birth Date: | 6/14/93             |
| College:    | Clemson University  |
| Hometown:   | Fort Meyers, Fla.   |
| Experience: | 4th year (1st Rams) |
| Acquired:   | T(BUF)-2017         |

Career GP/GS (Playoffs): 52/51 (0/0)



**TRANSACTIONS:** Acquired via trade with the Buffalo Bills in exchange for CB E.J. Gaines and a second-round draft pick in 2018, the Rams also received a sixth-round draft choice...selected by the Buffalo Bills in the first round (4th overall) of the 2014 NFL Draft (5/8/14).

**PRO:** Fourth-year pro has four games with four 150-plus receiving yard games from 2014-16, which is tied for seventh-most in the NFL during that time span...Watkins' 125 catches and 2,029 yards from 2014-15 were the most ever by a Bill in their first two NFL seasons.

**2017 SEASON:** Finished the regular season with 39 catches for 593 yards and eight touchdowns...**Week 17 vs. San Francisco 49ers (12/31):** Did not play...**Week 16 at Tennessee Titans (12/24):** Started at wide receiver...notched a 3-yard touchdown reception, his eighth touchdown reception this season...**Week 15 at Seattle Seahawks (12/17):** Started at wide receiver...tallied two catches for 14 yards...**Week 14 vs. Philadelphia Eagles (12/10):** Started at wide receiver... hauled in his seventh touchdown pass of the season on a 1-yard pass...**Week 13 at Arizona Cardinals (12/3):** Started at wide receiver...collected his sixth touchdown of the season...finished with three receptions for 38 yards...**Week 12 vs. New Orleans Saints (11/26):** Started at wide receiver...registered four catches for 82 yards and one touchdown...**Week 11 at Minnesota Vikings (11/19):** Started at wide receiver...recorded three catches for 36 yards... **Week 10 vs. Houston Texans (11/12):** Started at wide receiver...hauled in two catches for 41 yards and a touchdown...**Week 9 at New York Giants (11/5):** Started at wide receiver...hauled in a 67 yard touchdown catch that marked the longest receiving touchdown for the Rams since TE Lance Kendricks had an 80-yard touchdown reception at Tampa Bay (12/23/12)...**Week 7 vs Arizona (10/22):** Started at wide receiver...hauled in three catches for 42 yards...**Week 6 at Jacksonville (10/15):** Started at wide receiver...hauled in one catch for 11 yards...**Week 5 vs. Seattle (10/8):** Started at wide receiver...**Week 4 at Dallas (10/1):** Collected one catch for 17 yards...played 60 of 69 offensive snaps (87%)...**Week 3 at San Francisco (9/21):** Played 44 offensive snaps at wide receiver...hauled in six receptions for two touchdowns and 106 yards receiving...marked his fifth multi-touchdown game of his career and 11th 100-plus yard receiving yardage game...**Week 2 vs. Indianapolis (9/17):** Started at wide receiver...recorded two catches for 30 receiving yards...**Week 1 vs. Indianapolis (9/10):** Started at wide receiver...logged five catches for 58 yards while averaging 11.6 yards per completion.

**COLLEGE:** Tallied 240 receptions for 3,391 yards and 27 touchdowns, 339 yards on 52 carries and one touchdown, six punt returns for 23 yards, and 60 kickoff returns for 1,376 yards and one touchdown in 1,717 snaps over 36 games (29 starts) in his collegiate career...finished first in school history in receptions, first in receptions per game (6.7), first in receiving yards, first in receiving yards per game (94.2), first in 100-yard receiving games (15), tied for first in receiving touchdowns, second in all-purpose yards (5,129), and fifth in kickoff return yards...three-time, first-team All-American, the first Tiger to be a multi-year first-team All-American since 2000,01 (Kyle Young)...two-time First-Team All-ACC selection (media).

**PERSONAL:** Played high school football at South Fort Meyers HS...won the AA state title in the 200-meter and finished second in the 100-meter as a senior...began playing flag football at the age of seven for the Riverdale Wildcats...he is engage to Ta'la, and they have two daughters, Samiah and Salia...his brother Jaylen, is a safety for the Philadelphia Eagles...majored in communication studies.

# SAMMY WATKINS NFL STATISTICS

## REGULAR SEASON

| Year          | Team          | G/S          | Receiving  |              |             |           |           | Rushing  |          |            |          |          |
|---------------|---------------|--------------|------------|--------------|-------------|-----------|-----------|----------|----------|------------|----------|----------|
|               |               |              | No         | Yds          | Avg         | Lg        | TD        | Att      | Yds      | Avg        | Lg       | TD       |
| 2014          | Buffalo Bills | 16/16        | 65         | 982          | 15.1        | 84        | 6         | 2        | 8        | 4.0        | 5        | 0        |
| 2015          | Buffalo Bills | 13/13        | 60         | 1,047        | 17.5        | 63        | 9         | 1        | 1        | 1.0        | 1        | 0        |
| 2016          | Buffalo Bills | 8/8          | 28         | 430          | 15.4        | 62        | 2         | 0        | 0        | 0.0        | 0        | 0        |
| 2017          | RAMS          | 15/14        | 39         | 593          | 15.2        | 67t       | 8         | 0        | 0        | 0.0        | 0        | 0        |
| <b>TOTALS</b> |               | <b>52/51</b> | <b>192</b> | <b>3,052</b> | <b>15.9</b> | <b>84</b> | <b>25</b> | <b>3</b> | <b>9</b> | <b>3.0</b> | <b>5</b> | <b>0</b> |

### SINGLE GAME HIGHS

Receptions- 11, at New York Jets (1/3/16)  
 Reception Yards- 168, vs. Miami (11/8/15)  
 Touchdowns- 2, many times, last at San Francisco (9/21/17)  
 Longest Reception- 84, at New York Jets (10/26/14)

# SAMMY WATKINS GAME-BY-GAME STATISTICS

### 2017 LOS ANGELES RAMS

| Game          | W/L         | P/S          | Receiving |            |             |            |          | Rushing  |          |          |          |          |
|---------------|-------------|--------------|-----------|------------|-------------|------------|----------|----------|----------|----------|----------|----------|
|               |             |              | No        | Yds        | Avg         | Lg         | TD       | Att      | Yds      | Avg      | Lg       | TD       |
| IND 9/10      | W           | 1/1          | 5         | 58         | 11.6        | 24         | 0        | 0        | 0        | 0        | 0        | 0        |
| WAS 9/17      | L           | 1/1          | 2         | 30         | 15.0        | 28         | 0        | 0        | 0        | 0        | 0        | 0        |
| @SF 9/21      | W           | 1/0          | 6         | 106        | 17.7        | 47         | 2        | 0        | 0        | 0        | 0        | 0        |
| @DAL 10/1     | W           | 1/1          | 1         | 17         | 17.0        | 17         | 0        | 0        | 0        | 0        | 0        | 0        |
| SEA 10/8      | L           | 1/1          | 0         | 0          | 0           | 0          | 0        | 0        | 0        | 0        | 0        | 0        |
| @JAC 10/15    | W           | 1/1          | 1         | 11         | 11.0        | 11         | 0        | 0        | 0        | 0        | 0        | 0        |
| ARI 10/22     | W           | 1/1          | 3         | 42         | 14.0        | 16         | 0        | 0        | 0        | 0        | 0        | 0        |
| @NYG 11/5     | W           | 1/1          | 1         | 67t        | 67.0        | 67t        | 1        | 0        | 0        | 0        | 0        | 0        |
| HOU 11/12     | W           | 1/1          | 2         | 41         | 20.5        | 24         | 0        | 0        | 0        | 0        | 0        | 0        |
| @MIN 11/19    | L           | 1/1          | 3         | 36         | 12.0        | 15         | 0        | 0        | 0        | 0        | 0        | 0        |
| NO 11/26      | W           | 1/1          | 4         | 82         | 20.5        | 31         | 1        | 0        | 0        | 0        | 0        | 0        |
| @ARI 12/2     | W           | 1/1          | 3         | 38         | 12.7        | 14         | 1        | 0        | 0        | 0        | 0        | 0        |
| PHI 12/10     | L           | 1/1          | 3         | 21         | 7.0         | 15         | 1        | 0        | 0        | 0        | 0        | 0        |
| @SEA 12/17    | W           | 1/1          | 2         | 14         | 7.0         | 7          | 0        | 0        | 0        | 0        | 0        | 0        |
| @TEN 12/24    | W           | 1/1          | 3         | 30         | 10.0        | 16         | 1        | 0        | 0        | 0        | 0        | 0        |
| SF 12/31      | L           | 0/0          | 0         | 0          | 0           | 0          | 0        | 0        | 0        | 0        | 0        | 0        |
| <b>TOTALS</b> | <b>11-5</b> | <b>15/14</b> | <b>39</b> | <b>593</b> | <b>15.2</b> | <b>67t</b> | <b>8</b> | <b>0</b> | <b>0</b> | <b>0</b> | <b>0</b> | <b>0</b> |

### 2016 BUFFALO BILLS

| Game          | W/L        | P/S        | Receiving |            |             |           |          | Rushing  |          |            |          |          |
|---------------|------------|------------|-----------|------------|-------------|-----------|----------|----------|----------|------------|----------|----------|
|               |            |            | No        | Yds        | Avg         | Lg        | TD       | Att      | Yds      | Avg        | Lg       | TD       |
| @BAL 9/11     | L          | 1/1        | 4         | 43         | 10.8        | 19        | 0        | 0        | 0        | 0          | 0        | 0        |
| NYJ 9/15      | L          | 1/1        | 2         | 20         | 10.0        | 11        | 0        | 0        | 0        | 0          | 0        | 0        |
| ARI 9/25      | W          |            |           |            |             |           |          |          |          | Inactive   |          |          |
| @NE 10/2      | W          |            |           |            |             |           |          |          |          | Inactive   |          |          |
| @LA 10/9      | W          |            |           |            |             |           |          |          |          | Inactive   |          |          |
| SF 10/16      | W          |            |           |            |             |           |          |          |          | Inactive   |          |          |
| @MIA 10/23    | L          |            |           |            |             |           |          |          |          | Inactive   |          |          |
| NE 10/30      | L          |            |           |            |             |           |          |          |          | Inactive   |          |          |
| @SEA 11/7     | L          |            |           |            |             |           |          |          |          | Inactive   |          |          |
| @CIN 11/20    | W          |            |           |            |             |           |          |          |          | Inactive   |          |          |
| JAX 11/27     | W          | 1/1        | 3         | 80         | 26.7        | 62        | 0        | 0        | 0        | 0          | 0        | 0        |
| @OAK 12/4     | L          | 1/1        | 3         | 38         | 12.7        | 16        | 0        | 0        | 0        | 0          | 0        | 0        |
| PIT 12/11     | L          | 1/1        | 4         | 54         | 13.5        | 18        | 1        | 0        | 0        | 0          | 0        | 0        |
| CLE 12/18     | W          | 1/1        | 1         | 10         | 10.0        | 10        | 0        | 0        | 0        | 0          | 0        | 0        |
| MIA 12/24     | L          | 1/1        | 7         | 154        | 22.0        | 53        | 1        | 0        | 0        | 0          | 0        | 0        |
| @NYJ 1/1/17   | L          | 1/1        | 4         | 31         | 7.8         | 14        | 0        | 0        | 0        | 0          | 0        | 0        |
| <b>TOTALS</b> | <b>7-9</b> | <b>8/8</b> | <b>28</b> | <b>430</b> | <b>15.4</b> | <b>62</b> | <b>2</b> | <b>0</b> | <b>0</b> | <b>0.0</b> | <b>0</b> | <b>0</b> |

### 2015 BUFFALO BILLS

| Game         | W/L        | P/S          | Receiving |              |             |           |          | Rushing  |          |            |          |          |
|--------------|------------|--------------|-----------|--------------|-------------|-----------|----------|----------|----------|------------|----------|----------|
|              |            |              | No        | Yds          | Avg         | Lg        | TD       | Att      | Yds      | Avg        | Lg       | TD       |
| IND 9/13     | W          | 1/1          | 0         | 0            | 0.0         | 0         | 0        | 0        | 0.0      | 0          | 0        | 0        |
| NE 9/20      | L          | 1/1          | 6         | 60           | 10.0        | 24t       | 1        | 0        | 0        | 0.0        | 0        | 0        |
| @MIA 9/27    | W          | 1/1          | 1         | 39           | 39.0        | 39        | 0        | 0        | 0        | 0.0        | 0        | 0        |
| NYG 10/4     | L          |              |           |              |             |           |          |          |          | Inactive   |          |          |
| @TEN 10/11   | W          |              |           |              |             |           |          |          |          | Inactive   |          |          |
| CIN 10/18    | L          | 1/1          | 4         | 48           | 12.0        | 22t       | 1        | 0        | 0        | 0.0        | 0        | 0        |
| @JAX 10/25   | L          |              |           |              |             |           |          |          |          | Inactive   |          |          |
| MIA 11/8     | W          | 1/1          | 8         | 168          | 21.0        | 63        | 1        | 0        | 0        | 0.0        | 0        | 0        |
| @NYJ 11/12   | W          | 1/1          | 3         | 14           | 4.7         | 6         | 0        | 0        | 0        | 0.0        | 0        | 0        |
| @NE 11/23    | L          | 1/1          | 3         | 39           | 13.0        | 16        | 0        | 0        | 0        | 0.0        | 0        | 0        |
| @KC 11/29    | L          | 1/1          | 6         | 158          | 26.3        | 48        | 2        | 0        | 0        | 0.0        | 0        | 0        |
| HOU 12/6     | W          | 1/1          | 3         | 109          | 36.3        | 53        | 1        | 0        | 0        | 0.0        | 0        | 0        |
| @PHI 12/13   | L          | 1/1          | 5         | 81           | 16.2        | 47t       | 1        | 1        | 1        | 1.0        | 1        | 0        |
| @WAS 12/20   | L          | 1/1          | 5         | 111          | 22.2        | 48t       | 2        | 0        | 0        | 0.0        | 0        | 0        |
| DAL 12/27    | W          | 1/1          | 5         | 84           | 16.8        | 37        | 0        | 0        | 0        | 0.0        | 0        | 0        |
| NYJ 1/3/16   | W          | 1/1          | 11        | 136          | 12.4        | 38        | 0        | 0        | 0        | 0.0        | 0        | 0        |
| <b>TOTAL</b> | <b>8-8</b> | <b>13/13</b> | <b>60</b> | <b>1,047</b> | <b>17.5</b> | <b>63</b> | <b>9</b> | <b>1</b> | <b>1</b> | <b>1.0</b> | <b>1</b> | <b>0</b> |

### 2014 BUFFALO BILLS

| Game         | W/L        | P/S          | Receiving |            |             |           |          | Rushing  |          |            |          |          |
|--------------|------------|--------------|-----------|------------|-------------|-----------|----------|----------|----------|------------|----------|----------|
|              |            |              | No        | Yds        | Avg         | Lg        | TD       | Att      | Yds      | Avg        | Lg       | TD       |
| @CHI 9/7     | W          | 1/1          | 3         | 31         | 10.3        | 25        | 0        | 0        | 0        | 0.0        | 0        | 0        |
| MIA 9/14     | W          | 1/1          | 8         | 117        | 14.6        | 30        | 1        | 0        | 0        | 0.0        | 0        | 0        |
| SD 9/21      | L          | 1/1          | 2         | 19         | 9.5         | 16        | 0        | 0        | 0        | 0.0        | 0        | 0        |
| @HOU 9/28    | L          | 1/1          | 4         | 30         | 7.5         | 10        | 1        | 0        | 0        | 0.0        | 0        | 0        |
| @DET 10/5    | W          | 1/1          | 7         | 87         | 12.4        | 22        | 0        | 0        | 0        | 0.0        | 0        | 0        |
| NE 10/12     | L          | 1/1          | 2         | 27         | 13.5        | 20        | 0        | 0        | 0        | 0.0        | 0        | 0        |
| MIN 10/19    | W          | 1/1          | 9         | 122        | 13.6        | 26t       | 2        | 0        | 0        | 0.0        | 0        | 0        |
| @NYJ 10/26   | W          | 1/1          | 3         | 157        | 52.3        | 84        | 1        | 0        | 0        | 0.0        | 0        | 0        |
| KC 11/9      | L          | 1/1          | 4         | 27         | 6.8         | 8         | 0        | 0        | 0        | 0.0        | 0        | 0        |
| @MIA 11/13   | L          | 1/1          | 3         | 32         | 10.7        | 18        | 0        | 1        | 3        | 3.0        | 3        | 0        |
| NYJ 11/23    | W          | 1/1          | 3         | 35         | 11.7        | 17        | 0        | 0        | 0        | 0.0        | 0        | 0        |
| CLE 11/30    | W          | 1/1          | 3         | 11         | 3.7         | 5         | 0        | 0        | 0        | 0.0        | 0        | 0        |
| @DEN 12/7    | L          | 1/1          | 7         | 127        | 18.1        | 35        | 0        | 0        | 0        | 0.0        | 0        | 0        |
| GB 12/14     | W          | 1/1          | 1         | 28         | 28.0        | 28        | 0        | 0        | 0        | 0.0        | 0        | 0        |
| @OAK 12/21   | L          | 1/1          | 3         | 75         | 25.0        | 42t       | 1        | 0        | 0        | 0.0        | 0        | 0        |
| @NE 12/28    | W          | 1/1          | 3         | 57         | 19.0        | 43        | 0        | 1        | 5        | 5.0        | 5        | 0        |
| <b>TOTAL</b> | <b>9-7</b> | <b>16/16</b> | <b>65</b> | <b>982</b> | <b>15.1</b> | <b>84</b> | <b>6</b> | <b>2</b> | <b>8</b> | <b>4.0</b> | <b>5</b> | <b>0</b> |



# 93 | ETHAN WESTBROOKS

|             |                     |
|-------------|---------------------|
| Position:   | Defensive Tackle    |
| Ht./Wt.:    | 6-4/283             |
| Birth Date: | 11/15/90            |
| College:    | West Texas A&M      |
| Hometown:   | Oakland, Calif.     |
| Experience: | 4th year (4th Rams) |
| Acquired:   | FA-2014             |

Career GP/GS (Playoffs): 51/11 (0/0)



**TRANSACTIONS:** Signed a contract extension with the Rams (9/11/17)...signed to Rams active roster (8/29/14)...signed with the Rams as an undrafted rookie free agent (5/12/14).

**PRO:** Third-year pro has played in 51 games, starting eight at defensive end and three at nose tackle...collected 115 tackles (64 solo), four sacks, and one defensive touchdown.

**2017 SEASON:** Finished the regular season with 28 tackles (16 solo) and five sacks...also notched 7 TFL and one pass defended...**Week 17 vs. San Francisco 49ers (12/31):** Started at nose tackle...**Week 16 at Tennessee Titans (12/24):** Started at nose tackle...notched one assisted tackle and one quarterback hit...**Week 15 at Seattle Seahawks (12/17):** Started at nose tackle...tallied one tackle for loss...**Week 14 vs. Philadelphia Eagles (12/10):** Started at defensive end...**Week 13 at Arizona Cardinals (12/3):** Started at defensive end...recorded five tackles (three solo)...also had one sack...**Week 12 vs. New Orleans Saints (11/26):** Started at defensive end...registered one assisted tackle...**Week 11 at Minnesota Vikings (11/19):** Started at defensive end...tallied three tackles (two solo)...**Week 10 vs. Houston Texans (11/12):** Started at defensive tackle...tallied four tackles (two solo)...recorded one tackle for loss...**Week 9 at New York Giants (11/5):** Subbed in at defensive end...recorded one tackle...**Week 7 vs. Arizona (10/22):** Subbed in at defensive end...tallied two tackles (one solo)...recorded one sack and one quarterback hit...**Week 6 at Jacksonville (10/15):** Subbed in at defensive end...recorded one solo tackle...**Week 5 vs. Seattle (10/8):** Subbed in at defensive end...recorded one solo tackle...**Week 4 at Dallas (10/1):** Recorded three tackles (one solo)...**Week 3 at San Francisco (9/21):** Subbed in at defensive end...played 13 defensive snaps...recorded one solo tackle...**Week 2 vs. Washington (9/17):** Logged one solo tackle and one pass defended...**Week 1 vs. Indianapolis (9/10):** Started at defensive end...recorded three tackles (two solo)...also tallied one sack

**2016 SEASON:** Saw action in every game this season while making two starts at defensive end...posted career-highs in tackles (46), solo tackles (26), assisted tackles (20), passes defended (2), and scored his first touchdown of his career...**at Tampa Bay (9/25):** Recorded his first career touchdown after recovering a fumble 77 yards to the end zone...also racked up five tackles (one solo), and three quarterback pressures...**at Arizona (10/2):** Made his first career start...recorded three tackles (one solo)...pressured the quarterback three times...contributed to a defense that forced five turnovers...**vs. Buffalo (10/9):** Started his second consecutive game at defensive end...sacked quarterback Tyrod Taylor for a five yard loss...marked his first sack of the season, and third of his career...recorded two tackles (one solo), had one pass defended, and pressured the quarterback five times...**vs. New York Giants (10/23):** Registered five tackles (one solo)...recorded two hits on QB Eli Manning...**vs. Carolina (11/6):** Recorded four tackles (one solo) and one pass defended...**vs. Atlanta (12/11):** Recorded four solo tackles...pressured and hit QB Matt Ryan once.

**2015 SEASON:** Played in 11 games...notched 30 tackles (17 solo) and 2.0 sacks...**vs. Tampa Bay (12/17):** Saw action on defense and special teams...notched a personal best six tackles (four solo)...**vs. Chicago (11/15):** Made four tackles (one solo)...**at Minnesota (11/8):** Registered two tackles (one solo)...tallied two quarterback pressures and one quarterback hit...**vs. San Francisco (11/1):** Registered a sack for the second consecutive week...also made two tackles and was credited with a quarterback pressure and a quarterback hit...**vs. Cleveland (10/25):** Recorded his first career sack for a loss of eight yards...also made two tackles (one solo) and had two quarterback hits...**at Green Bay (10/11):** Declared inactive...**at Arizona (10/4):** Made three tackles (two solo) and had one quarterback hit...**vs. Pittsburgh (9/27):** Made two solo tackles and had one quarterback pressure...**at Washington (9/20):** Saw action on defense...made three tackles (two solo)...also had one quarterback pressure...**vs. Seattle (9/13):** Saw action at defensive end, recorded three tackles (one solo)...also had one quarterback pressure.

**2014 SEASON:** Played in six games...**at Tampa Bay (9/14):** Made his NFL debut...saw action on defense and special teams...tallied one assisted tackle...**vs. Dallas (9/21):** Saw action on defense...recorded four tackles (one solo)...**at Philadelphia (10/5):** Saw action at defensive end and on special teams...registered four tackles (three solo)...also had three quarterback pressures and one hit...**vs. Denver (11/16):** Saw action on defense and special teams...made two tackles (one solo) on defense...**at San Diego (11/23):** Saw action on defense and special teams...recorded one assisted tackle.

**COLLEGE:** Earned first team all-conference honors as he led the team with 19.5 tackles for loss...was second in the conference in tackles for loss and led the team with 10 quarterback hurries...in 2012, was named the Ron Lenz Division II National Defensive Player of the Year as he had 19.5 sacks, coming within one sack of the NCAA Division II record, and as he earned multiple All-America accolades...began collegiate career at Sacramento City College where he earned all-league honors all-conference accolades and all-state in 2011.





# 77 | ANDREW WHITWORTH

|                    |                      |
|--------------------|----------------------|
| <b>Position:</b>   | Left Tackle          |
| <b>Ht./Wt.:</b>    | 6-7/333              |
| <b>Birth Date:</b> | 12/12/81             |
| <b>College:</b>    | Louisiana State      |
| <b>Hometown:</b>   | Monroe, LA.          |
| <b>Experience:</b> | 12th year (1st Rams) |
| <b>Acquired:</b>   | FA-2017              |

**Career GP/GS (Playoffs): 183/179 (6/6)**



**TRANSACTIONS:** Signed with Rams as a free agent (3/9/17)...signed contract extension with Bengals (9/23/15)...signed contract extension with Bengals (8/31/11)...signed contract extension with Bengals (7/27/08)...signed with Bengals (7/29/06)... selected by Cincinnati in the second round of 2006 NFL Draft (55th overall).

**PRO:** Twelve-year pro has competed in 183 games with 179 starts...versatile left tackle who has also seen action at left guard...three-time NFL Pro Bowler (2013, 2016, 2017)...*The Associated Press* All-Pro team in 2015...recorded three seasons with allowing only one sack or less (2007, 2014, 2016)...registered eight seasons (2006-2007, 2009, 2011-2015) in which his pass blocking has produced a 1,000 yard receiver (T.Houshmandzadeh: 2006 & 2007; C.Johnson: 2006, 2007, 2009; A.Green: 2011 & 2013, B. Green-Ellis: 2012; J. Hill: 2014)...registered five seasons in which he blocked for three different 1,000-yard rushers (R.Johnson: 2006, C.Benson: 2009-2011, B.Green-Ellis: 2012).



**2017 SEASON:** Key part of the offensive line that helped the offense post 51 touchdowns...**Week 17 vs. San Francisco 49ers (12/31):** Declared inactive...**Week 16 at Tennessee Titans (12/24):** Started at left tackle...helped pave the way for RB Todd Gurley who tallied 118 yards rushing and 158 receiving yards...**Week 15 at Seattle Seahawks (12/17):** Started at left tackle... was a part of an offensive line unit that allowed RB Todd Gurley II to amass 180 yards from scrimmage and four touchdowns...**Week 14 vs. Philadelphia Eagles (12/10):** Started at left tackle...helped open lanes for RB Todd Gurley who amassed 135 yards from scrimmage...**Week 13 at Arizona Cardinals (12/3):** Started at left tackle...helped protect QB Jared Goff who had time in the pocket to record a 96.2 passer rating...**Week 12 vs. New Orleans Saints (11/26):** Started at left tackle...helped protect QB Jared Goff who threw for 354 yards, his second-highest single game output of his career...**Week 11 at Minnesota Vikings (11/19):** Started at left tackle...played all 59 offensive snaps...**Week 10 vs. Houston Texans (11/12):** Started at left tackle...paved the way for RB Todd Gurley who averaged 6.2 yards per carry...**Week 9 at New York Giants (11/5):** Goff had zero hits or sacks and threw for 311 yards and 4 touchdowns...**Week 7 vs Arizona (10/22):** Started at left tackle...gave QB Jared Goff time in the pocket allowing him to throw for 235 yards and a touchdown...**Week 6 at Jacksonville (10/15):** Started at left tackle...played all 59 offensive snaps...**Week 5 vs. Seattle (10/8):** Started at left tackle...played all 74 offensive snaps...**Week 4 at Dallas (10/1):** Started at tackle...played all 69 offensive snaps...helped give QB Jared Goff time in the pocket to throw for 255 yards and two touchdowns...**Week 3 at San Francisco (9/21):** Started at left tackle...played all 67 offensive snaps, and paved the way for RB Todd Gurley who scored three total touchdowns...**Week 2 vs. Washington (9/17):** Started at left tackle...played all 50 offensive snaps...**Week 1 vs. Indianapolis (9/10):** Started at left tackle and provided time for QB Jared Goff to throw for a career-best 306 yards.

**2016 SEASON:** Started all 16 regular season games at left tackle...earned a Pro Bowl nod for the second-consecutive season, third time in his career...**at New York Jets (9/11):** Contributed to an offensive line unit that helped QB Andy Dalton throw for 366 yards...**at Pittsburgh (9/18):** Blocked the blindside of QB Andy Dalton to produce 366 yards through the air...**vs. Denver (9/25):** Blocked for a rushing attack that totaled 143 net yards...**vs. Miami (9/29):** Helped the offense control possession for 38:02.

**2015 SEASON:** Started at left tackle in all 16 regular season games, including one playoff start in an AFC Wild Card match-up versus Pittsburgh...received Pro Bowl honors for the second time in his career...named to the All-Pro team by the *Associated Press*...**vs. San Diego (9/20):** Recorded second-straight game without allowing a sack...paved the way for an offensive unit that produced a 175-yard rushing output...**vs. Kansas City (10/4):** Contributed to an offensive line that allowed no sacks...helped guide Bengals to their first game in franchise history with more than 300 net passing yards (321) and four rushing touchdowns...**vs. Seattle (10/11):** Helped lead the rally from a 24-7 fourth-quarter deficit as Bengals became first team since Week 15 of the 2010 season to win after trailing by 17 or more in the final period.

**2014 SEASON:** Started 16 games at left tackle, including an AFC Wild Card playoff contest at Indianapolis...named first-team All-Pro by Peter King's *Monday Morning QB* and second-team All-Pro by *The Associated Press*...part of the protection that allowed no sacks in the first three games of the season, for first time in franchise history...helped lead a pass protection unit that helped the Bengals rank third in NFL in fewest sacks allowed (23) and least sack yardage allowed (130)...supported a rushing attack that ranked sixth in the league with 134.2 yards per game...**vs. Baltimore (10/26):** Helped power the way for three 1-yard touchdown runs in goal line situations, including the game-winning touchdown by QB Andy Dalton on fourth-and-1 play late in fourth quarter...**at Cleveland (12/14):** Contributed to an offense that powered 244 rushing yards, the highest rushing yardage total for the Bengals since Nov. 28, 2004 vs. Cleveland (253 yards)...**vs. Denver (12/22):** Paved the way for the offense to produce 207 rushing yards in a playoff-clinching win.



**2013 SEASON:** Started all 14 regular season games he appeared in, starting at left tackle and left guard positions, including the Wild Card playoff match-up against San Diego...**vs. New York Jets (10/27):** Contributed to pass protection that allowed only one sack, as QB Andy Dalton threw a career-best five touchdown passes...**vs. San Diego (1/5/14):** Aided a 439-yard offensive output in the AFC Wild Card playoffs.

**2012 SEASON:** Selected to the Pro Bowl for the first time in his career...helped RB BenJarvus Green-Ellis post an NFL-leading 14 conversions on third-and-1 rushing plays, with only one failure to convert...part of the run-blocking effort for Green-Ellis to gain at least 100 yards four times in a five-game stretch, only second instance of a Bengals back getting four 100-yarders in five games.

**2011 SEASON:** Started at left tackle in every regular season game, and the AFC Wild Card playoff contest at Houston.

**2010 SEASON:** Started all 16 games at the left tackle position...helped Cincinnati's offense rank second in the AFC and sixth in the NFL in fewest sacks allowed per passing attempt (one every 22.07 passing attempts).

**2009 SEASON:** Voted by teammates as a team captain...guided team to a single-season record of eight games with a 100-yard rusher, including an individual club mark of six by RB Cedric Benson...**at Baltimore (10/11):** Assisted RB Cedric Benson (27-for-120) to become first player in 40 games to rush for 100 yards against Baltimore...**vs. Chicago (10/25):** Paved the way for RB Cedric Benson's career-high 189 rushing yard output, while also aiding a sack-free performance up front...**vs. New York Jets (1/9/10):** Guided RB Cedric Benson to a Bengals postseason-record 169 rushing yards in an AFC Wild Card playoff game.

**2008 SEASON:** Started the first 10 games at left guard, but suffered a season-ending ankle injury in Week 11 vs. Philadelphia.

**2007 SEASON:** Started all 16 games of the regular season at both left tackle and left guard...played on 1,041-of-1,047 offensive team snaps (99.4 percent) as Bengals set club record for fewest sacks allowed (17).

**2006 SEASON:** Veterans' injuries opened the door for the rookie to make 12 starts among his 16 games played...made 10-of-12 starts at left tackle...**vs. Cleveland (9/17):** Earned first professional start in his second career game, opening at left guard.

**COLLEGE:** A pillar of the LSU offensive line from 2002-05, Whitworth never missed a game or a practice due to injury...closed career with the second-most starts (52) in NCAA Division I annals...played primarily left tackle and was credited with no sacks allowed as a senior, and only one as a junior...earned All-SEC first-team honors as both a junior and senior, including a consensus nod as a senior...started every game as a sophomore in 2003 as LSU won the BCS national championship with a 13-1 mark...spent five years at LSU, including 2001 redshirt.

**PERSONAL:** Hometown is West Monroe, La...led West Monroe High School to three Class 5A state football titles, as a freshman, sophomore and senior...graduated from LSU in December 2005 with degree in general studies...former junior tennis champion in Louisiana, and is also an excellent golfer...a Bengals leader in community service, working through his BigWhit 77 Foundation...hosts a fund-raising golf tournament in Louisiana, and enjoys serving as a motivational speaker to youth groups, and is known for having personally reached out to families in need... married to his wife Melissa, with four children (twins Sarah and Drew, Michael, and Katherine).

**WHITWORTH'S Games Played Stats:** L.A. 2017 (15/15), CIN 2016 (16/16), 2015 (16/16), 2014 (16/16), 2013 (14/14), 2012 (16/16), 2011 (16/16), 2010 (16/16), 2009 (16/16), 2008 (10/10), 2007 (16/16), 2006 (16/12). Postseason Totals: 2009 (1/1), 2011 (1/1), 2012 (1/1), 2013 (1/1), 2014 (1/1), 2015 (1/1). **TOTALS: (183/179).**



# 63 | DARRELL WILLIAMS

|             |                     |
|-------------|---------------------|
| Position:   | Tackle              |
| Ht./Wt.     | 6-5/305             |
| Birth Date: | 8/3/93              |
| College:    | South Florida       |
| Hometown:   | Orlando, Fla.       |
| Experience: | 2nd year (2nd Rams) |
| Acquired:   | FA-2015             |

Career GP/GS (Playoffs): 21/1 (0/0)



**TRANSACTIONS:** Signed with the Rams as an undrafted free agent (5/7/15).


**2017 SEASON:** **Week 17 vs. San Francisco 49ers (12/31):** Made his first career start at left tackle...played all 65 offensive snaps...**Week 16 at Tennessee Titans (12/24):** Saw action on special teams...**Week 15 at Seattle Seahawks (12/17):** Saw action on special teams...subbed in at left guard...**Week 14 vs. Philadelphia Eagles (12/10):** Saw action on special teams...subbed in at left tackle and right tackle...**Week 13 at Arizona Cardinals (12/3):** Saw action on special teams...**Week 12 vs. New Orleans Saints (11/26):** Saw action at tackle...**Week 11 at Minnesota Vikings (11/19):** Saw action on offense and special teams...**Week 10 vs. Houston Texans (11/12):** Saw action on special teams...**Week 9 at New York Giants (11/5):** Subbed in at tackle...saw action on special teams...**Week 7 vs Arizona (10/22):** Subbed in at tackle...**Week 6 at Jacksonville (10/15):** Saw action on offense and special teams...**Week 5 vs. Seattle (10/8):** Saw action on three special teams plays...**Week 4 at Dallas (10/1):** Saw action on special teams...**Week 3 at San Francisco (9/21):** Saw action on special teams...**Week 2 vs. Washington:** Contributed on four special teams plays...**Week 1 vs. Indianapolis (9/10):** Saw action on five offensive and eight special teams plays.

**2016 SEASON:** Placed on reserve/injured (10/2/16).

**2015 SEASON:** Placed on reserve/injured (11/17/15)...played in five games.

**COLLEGE:** Appeared in 45 career games with 29 starts...as a senior, started all 12 games at left tackle...helped lead Marlon Mack to just the fourth 1,000-yard rushing season in school history and a school and conference record 275 yards vs. Western Carolina (8/30)...started all 12 games at left tackle as a junior...saw action in eight games as a sophomore with five starts at left tackle...earned first-team all-Central Florida and all-Orange County as a senior at Evans High School in Orlando...was born in Jamaica and moved to the U.S. in the ninth grade...graduated in December (2014) with a degree in communications.

**WILLIAMS' Games Played-Starts:** RAMS: 2017 (16/1), 2015 (5/0), **TOTALS: (21/1).**



# 17 | ROBERT WOODS

|             |                     |
|-------------|---------------------|
| Position:   | Wide Receiver       |
| Ht./Wt.     | 6-0/193             |
| Birth Date: | 4/10/92             |
| College:    | Southern California |
| Hometown:   | Gardena, Calif.     |
| Experience: | 5th year (1st Rams) |
| Acquired:   | FA-2017             |

Career GP/GS (Playoffs): 69/59 (0/0)



**TRANSACTIONS:** Signed by the Rams as a free agent (3/9/17)...selected by the Buffalo Bills in the second round (41st overall) of the 2013 NFL Draft (4/26/13).

**PRO:** Fifth-year wide receiver is in his first season with the Rams after signing as a free agent prior to the 2017 season...hauled in the third-longest reception in franchise history, a 94-yard touchdown reception from QB Jared Goff vs. Houston (11/12/17)... has played in 68 career games with 58 starts in his career.

**2017 SEASON:** Finished the regular season with a career-high in receiving yards (781) on 56 catches...tallied five touchdowns...  
**Week 17 vs. San Francisco 49ers (12/31):** Did not play...**Week 16 at Tennessee Titans (12/24):** Started at wide receiver...notched three catches for 33 yards...**Week 15 at Seattle Seahawks (12/17):** Started at wide receiver...hauled in a 1-yard touch-down pass...**Week 14 vs. Philadelphia Eagles (12/10):** Declared Inactive...**Week 13 at Arizona Cardinals (12/3):** Declared inactive...**Week 12 vs. New Orleans Saints (11/26):** Declared inactive...**Week 11 at Minnesota Vikings (11/19):** Started at wide receiver...recorded eight catches for 81 yards...left game in the fourth quarter with a shoulder injury... **Week 10 vs. Houston Texans (11/12):** Started at wide receiver...had a career day with eight receptions for 171 yards and two touchdowns... hauled in the third-longest reception in franchise history, a 94-yard touchdown reception from QB Jared Goff...**Week 9 at New York Giants (11/5):** Started at wide receiver...hauled in two touchdowns on 70 yards receiving...notched his first multi-touchdown game of his career...converted a third-and-33 with a 52-yard reception for a TD, only the third, third-and-30+ conversion since 1991. ...**Week 7 vs Arizona (10/22):** Started at wide receiver...recorded five catches for 59 yards...**Week 6 at Jacksonville (10/15):** Started at wide receiver...hauled in five catches for 70 yards (14.0 avg.)...**Week 5 vs. Seattle (10/8):** Started at wide receiver...hauled in five receptions for 66 yards...**Week 4 at Dallas (10/1):** Started at wide receiver...logged two receptions for 17 yards...**Week 3 at San Francisco (9/21):** Started at wide receiver...hauled in six receptions for 108 yards with a long 31-yard reception...marked his fourth 100-plus yard receiving game of his career...**Week 2 vs. Washington (9/17):** Started at wide receiver...logged one reception for eight yards...**Week 1 vs. Indianapolis (9/10):** Started at wide receiver and grabbed three receptions for 53 yards with a long reception of 27 yards.

**2016 SEASON:** Played in 13 games, started 10...led the Bills with 613 receiving yards...finished second on the team with 51 receptions...**at New England (10/2):** Hauled in seven receptions for 89 yards...**vs. San Francisco (10/16):** Caught five passes for 44 yards and a touchdown...**at Seattle (11/7):** Notched a career-high 10 receptions for 162 yards.

**2015 SEASON:** Played in 14 games, started nine...ended the year with 47 receptions for 552 yards and three touchdowns...**vs. New England (10/4):** Hauled in three passes for 60 yards and one touchdown...**at Jacksonville (10/25):** Tied a then career-high with nine receptions...added one touchdown on 84 yards receiving.

**2014 SEASON:** Started 15-of-16 games...finished the season with 65 receptions for 699 yards and five touchdowns...**vs. New England (10/12):** Led the Bills with seven receptions for 78 yards and one touchdown...**vs. New York Jets (10/26):** Set previous career highs with nine catches for 118 yards...also added one touchdown reception.

**2013 SEASON:** Started 13-of-14 games played...became the first Buffalo rookie receiver with 40 receptions since 2004...led the team in receiving yards three times...**vs. New England (9/8):** Caught his first career touchdown on an 18-yard reception from QB E.J. Manuel...**vs. Baltimore (9/29):** Led the Bills with 80 receiving yards...**at Jacksonville (12/15):** Set career highs with five receptions for 82 yards...all five of his receptions resulted in first downs...notched his third touchdown reception of the season.

**COLLEGE:** Started 38-of-38 games in his three-year career at USC...finished his career as the Trojans' all-time leader in recep-tions (252)...currently ranks eighth in program history with 2,930 receiving yards and second in receiving touchdowns (32)...also set the Trojans all-time record for most receptions in a game with 17 (9/3/11) vs. Minnesota...ended his time at USC with 200 total points scored...as a sophomore, led the Pac-12 with 9.3 receptions per game...in 2010, was named the Pac-10's Offensive Freshman of the Year...became the first true freshman wide receiver to start the season opener at wide receiver in the post-World War II era.

**PERSONAL:** A member of the 2009 USA Today All-USA First Team as a senior at Serra High School in Gardena, Calif., after tallying 15 touchdowns and more than 1,100 receiving yards in addition to eight interceptions on defense while helping the school to a 15-0 record and the California Division III championship...as a junior added 19 receiving touchdowns and seven interceptions on defense...also ran track at Serra, where he won the CIF Division IV 200 and 400-meter races and was a member of the win-ning 1,600-meter relay team...graduated with a bachelor's degree in policy, planning and development.

# ROBERT WOODS NFL STATISTICS

## REGULAR SEASON

| Year          | Team          | G/S          | Receiving  |              |             |            |           | Rushing  |           |            |           |          |
|---------------|---------------|--------------|------------|--------------|-------------|------------|-----------|----------|-----------|------------|-----------|----------|
|               |               |              | No         | Yds          | Avg         | Lg         | TD        | Att      | Yds       | Avg        | Lg        | TD       |
| 2013          | Buffalo Bills | 14/14        | 40         | 587          | 14.7        | 57         | 3         | 2        | 16        | 8.0        | 13        | 0        |
| 2014          | Buffalo Bills | 16/15        | 65         | 699          | 10.8        | 37         | 5         | 0        | 0         | 0.0        | 0         | 0        |
| 2015          | Buffalo Bills | 14/9         | 47         | 552          | 11.7        | 37         | 3         | 1        | 0         | 0.0        | 0         | 0        |
| 2016          | Buffalo Bills | 13/10        | 51         | 613          | 12.0        | 34         | 1         | 1        | 6         | 6.0        | 0         | 0        |
| 2017          | RAMS          | 12/11        | 56         | 781          | 13.9        | 94t        | 5         | 2        | 12        | 6.0        | 8         | 0        |
| <b>TOTALS</b> |               | <b>69/59</b> | <b>259</b> | <b>3,232</b> | <b>12.5</b> | <b>94t</b> | <b>17</b> | <b>6</b> | <b>34</b> | <b>5.7</b> | <b>13</b> | <b>0</b> |

### SINGLE GAME HIGHS

Receptions- 10, at Seattle (11/7/16)  
 Reception Yards- 162, at Seattle (11/7/16)  
 Touchdowns- 2 (twice), last vs. Houston (11/12/17)  
 Longest Reception- 94t, vs. Houston (11/12/17)

# ROBERT WOODS GAME-BY-GAME STATISTICS

## 2017 LOS ANGELES RAMS

| Game          | W/L         | P/S          | Receiving |            |             |            |          | Rushing  |           |            |          |          |
|---------------|-------------|--------------|-----------|------------|-------------|------------|----------|----------|-----------|------------|----------|----------|
|               |             |              | No        | Yds        | Avg         | Lg         | TD       | Att      | Yds       | Avg        | Lg       | TD       |
| IND 9/10      | W           | 1/1          | 3         | 53         | 17.7        | 27         | 0        | 0        | 0         | 0          | 0        | 0        |
| WAS 9/17      | L           | 1/1          | 1         | 8          | 8.0         | 8          | 0        | 0        | 0         | 0          | 0        | 0        |
| @SF 9/21      | W           | 1/1          | 6         | 108        | 18.0        | 31         | 0        | 0        | 0         | 0          | 0        | 0        |
| @DAL 10/1     | W           | 1/1          | 2         | 17         | 8.5         | 19         | 0        | 0        | 0         | 0          | 0        | 0        |
| SEA 10/8      | L           | 1/1          | 5         | 66         | 13.2        | 20         | 0        | 1        | 8         | 8.0        | 8        | 0        |
| @JAC 10/15    | W           | 1/1          | 5         | 70         | 14.0        | 22         | 0        | 0        | 0         | 0          | 0        | 0        |
| ARI 10/22     | W           | 1/1          | 5         | 59         | 11.8        | 17         | 0        | 1        | 4         | 4.0        | 4        | 0        |
| @NYG 11/5     | W           | 1/1          | 4         | 70         | 17.5        | 52t        | 2        | 0        | 0         | 0          | 0        | 0        |
| HOU 11/12     | W           | 1/1          | 8         | 171        | 21.4        | 94t        | 2        | 0        | 0         | 0          | 0        | 0        |
| @MIN 11/19    | L           | 1/1          | 8         | 81         | 10.1        | 23         | 0        | 0        | 0         | 0          | 0        | 0        |
| NO 11/26      | W           |              |           |            | Inactive    |            |          |          |           |            |          |          |
| @ARI 12/2     | W           |              |           |            | Inactive    |            |          |          |           |            |          |          |
| PHI 12/10     | L           |              |           |            | Inactive    |            |          |          |           |            |          |          |
| @SEA 12/17    | W           | 1/1          | 6         | 45         | 7.5         | 14         | 1        | 0        | 0         | 0          | 0        | 0        |
| @TEN 12/24    | W           | 1/1          | 3         | 33         | 11.0        | 13         | 0        | 0        | 0         | 0          | 0        | 0        |
| SF 12/31      | L           | 0/0          | 0         | 0          | 0.0         | 0          | 0        | 0        | 0         | 0          | 0        | 0        |
| <b>TOTALS</b> | <b>11/5</b> | <b>12/11</b> | <b>56</b> | <b>781</b> | <b>13.9</b> | <b>94t</b> | <b>5</b> | <b>2</b> | <b>12</b> | <b>6.0</b> | <b>8</b> | <b>0</b> |

## 2016 BUFFALO BILLS

| Game          | W/L        | P/S          | Receiving |            |             |           |          | Rushing  |          |            |          |          |
|---------------|------------|--------------|-----------|------------|-------------|-----------|----------|----------|----------|------------|----------|----------|
|               |            |              | No        | Yds        | Avg         | Lg        | TD       | Att      | Yds      | Avg        | Lg       | TD       |
| @BAL 9/11     | L          | 1/1          | 4         | 20         | 5.0         | 9         | 0        | 0        | 0        | 0.0        | 0        | 0        |
| NYJ 9/15      | L          | 1/1          | 1         | 10         | 10.0        | 10        | 0        | 0        | 0        | 0.0        | 0        | 0        |
| ARI 9/25      | W          | 1/1          | 6         | 51         | 8.5         | 24        | 0        | 0        | 0        | 0.0        | 0        | 0        |
| @NE 10/2      | W          | 1/1          | 7         | 89         | 12.7        | 23        | 2        | 0        | 0        | 0.0        | 0        | 0        |
| @LA 10/9      | W          | 1/1          | 2         | 26         | 13.0        | 17        | 0        | 0        | 0        | 0.0        | 0        | 0        |
| SF 10/16      | W          | 1/1          | 5         | 44         | 8.8         | 18        | 1        | 1        | 6        | 6.0        | 6        | 0        |
| @MIA 10/23    | L          | 0/0          |           |            |             |           |          |          | Inactive |            |          |          |
| NE 10/30      | L          | 1/0          | 4         | 50         | 12.5        | 20        | 0        | 0        | 0        | 0.0        | 0        | 0        |
| @SEA 11/7     | L          | 1/1          | 10        | 162        | 16.2        | 29        | 0        | 0        | 0        | 0.0        | 0        | 0        |
| @CIN 11/20    | W          | 1/1          | 3         | 41         | 13.7        | 24        | 0        | 0        | 0        | 0.0        | 0        | 0        |
| JAX 11/27     | W          | 0/0          |           |            |             |           |          |          | Inactive |            |          |          |
| @OAK 12/4     | L          | 0/0          |           |            |             |           |          |          | Inactive |            |          |          |
| PIT 12/11     | L          | 1/0          | 1         | 29         | 29.0        | 29        | 0        | 0        | 0        | 0.0        | 0        | 0        |
| CLE 12/18     | W          | 1/1          | 5         | 5.0        | 5.0         | 5         | 0        | 0        | 0        | 0.0        | 0        | 0        |
| MIA 12/24     | L          | 1/1          | 3         | 43         | 14.3        | 34        | 0        | 0        | 0        | 0.0        | 0        | 0        |
| @NYJ 1/1/17   | L          | 1/1          | 4         | 43         | 10.8        | 16        | 0        | 0        | 0        | 0.0        | 0        | 0        |
| <b>TOTALS</b> | <b>7-9</b> | <b>13/10</b> | <b>51</b> | <b>613</b> | <b>12.0</b> | <b>34</b> | <b>1</b> | <b>1</b> | <b>6</b> | <b>6.0</b> | <b>6</b> | <b>0</b> |

## 2015 BUFFALO BILLS

| Game         | W/L        | P/S         | Receiving |            |             |           |          | Rushing  |          |            |          |          |
|--------------|------------|-------------|-----------|------------|-------------|-----------|----------|----------|----------|------------|----------|----------|
|              |            |             | No        | Yds        | Avg         | Lg        | TD       | Att      | Yds      | Avg        | Lg       | TD       |
| IND 9/13     | W          | 1/0         | 2         | 27         | 13.5        | 15        | 0        | 0        | 0.0      | 0          | 0        | 0        |
| NE 9/20      | L          | 1/0         | 3         | 60         | 20.0        | 32t       | 1        | 0        | 0.0      | 0          | 0        | 0        |
| @MIA 9/27    | W          | 1/0         | 4         | 38         | 9.5         | 16        | 0        | 0        | 0.0      | 0          | 0        | 0        |
| NYG 10/4     | L          | 1/0         | 3         | 33         | 11.0        | 17        | 0        | 0        | 0.0      | 0          | 0        | 0        |
| @TEN 10/11   | W          | 1/1         | 1         | 6          | 6.0         | 6         | 0        | 0        | 0.0      | 0          | 0        | 0        |
| CIN 10/18    | L          | 1/1         | 4         | 47         | 11.8        | 22        | 0        | 0        | 0.0      | 0          | 0        | 0        |
| @JAX 10/25   | L          | 1/1         | 9         | 84         | 9.3         | 16t       | 1        | 0        | 0.0      | 0          | 0        | 0        |
| MIA 11/8     | W          | 1/1         | 0         | 0          | 0.0         | 0         | 0        | 1        | 0        | 0.0        | 0        | 0        |
| @NYJ 11/12   | W          | 1/1         | 3         | 19         | 6.3         | 10        | 0        | 0        | 0.0      | 0          | 0        | 0        |
| @NE 11/23    | L          | 1/1         | 4         | 44         | 11.0        | 18        | 0        | 0        | 0.0      | 0          | 0        | 0        |
| @KC 11/29    | L          | 1/1         | 3         | 25         | 8.3         | 12        | 0        | 0        | 0.0      | 0          | 0        | 0        |
| HOU 12/6     | W          | 1/1         | 2         | 19         | 9.5         | 17        | 1        | 0        | 0.0      | 0          | 0        | 0        |
| @PHI 12/13   | L          | 1/0         | 5         | 106        | 21.2        | 37        | 0        | 0        | 0.0      | 0          | 0        | 0        |
| @WAS 12/20   | L          | 1/1         | 4         | 44         | 11.0        | 17        | 0        | 0        | 0.0      | 0          | 0        | 0        |
| DAL 12/27    | W          | 0/0         |           |            |             |           |          |          | Inactive |            |          |          |
| NYJ 1/3/16   | W          | 0/0         |           |            |             |           |          |          | Inactive |            |          |          |
| <b>TOTAL</b> | <b>8-8</b> | <b>14/9</b> | <b>47</b> | <b>552</b> | <b>11.7</b> | <b>37</b> | <b>3</b> | <b>1</b> | <b>0</b> | <b>0.0</b> | <b>0</b> | <b>0</b> |

## 2014 BUFFALO BILLS

| Game         | W/L        | P/S          | Receiving |            |             |           |          | Rushing  |          |            |          |          |
|--------------|------------|--------------|-----------|------------|-------------|-----------|----------|----------|----------|------------|----------|----------|
|              |            |              | No        | Yds        | Avg         | Lg        | TD       | Att      | Yds      | Avg        | Lg       | TD       |
| @CHI 9/7     | W          | 1/1          | 4         | 78         | 19.5        | 32        | 0        | 0        | 0.0      | 0          | 0        | 0        |
| MIA 9/14     | W          | 1/1          | 1         | 5          | 5.0         | 5         | 0        | 0        | 0.0      | 0          | 0        | 0        |
| SD 9/21      | L          | 1/1          | 3         | 19         | 6.3         | 15        | 0        | 0        | 0.0      | 0          | 0        | 0        |
| @HOU 9/28    | L          | 1/1          | 3         | 17         | 5.6         | 13        | 0        | 0        | 0.0      | 0          | 0        | 0        |
| @DET 10/5    | W          | 1/1          | 3         | 37         | 12.3        | 18        | 0        | 0        | 0.0      | 0          | 0        | 0        |
| NE 10/12     | L          | 1/1          | 7         | 78         | 11.3        | 35        | 0        | 0        | 0.0      | 0          | 0        | 0        |
| MIN 10/19    | W          | 1/1          | 4         | 10         | 2.5         | 7         | 0        | 0        | 0.0      | 0          | 0        | 0        |
| @NYJ 10/26   | W          | 1/1          | 3         | 50         | 16.7        | 25        | 0        | 0        | 0.0      | 0          | 0        | 0        |
| KC 11/9      | L          | 1/1          | 6         | 52         | 8.7         | 20        | 0        | 0        | 0.0      | 0          | 0        | 0        |
| @MIA 11/13   | L          | 1/1          | 2         | 15         | 7.5         | 9         | 0        | 0        | 0.0      | 0          | 0        | 0        |
| NYJ 11/23    | W          | 1/1          | 9         | 118        | 13.1        | 37        | 1        | 0        | 0.0      | 0          | 0        | 0        |
| CLE 11/30    | W          | 1/1          | 3         | 71         | 17.8        | 34        | 0        | 0        | 0.0      | 0          | 0        | 0        |
| @DEN 12/7    | L          | 1/1          | 3         | 36         | 12.0        | 17        | 0        | 0        | 0.0      | 0          | 0        | 0        |
| GB 12/14     | W          | 1/1          | 2         | 22         | 11.0        | 18        | 0        | 0        | 0.0      | 0          | 0        | 0        |
| @OAK 12/21   | L          | 1/1          | 7         | 52         | 7.4         | 30        | 1        | 0        | 0.0      | 0          | 0        | 0        |
| @NE 12/28    | W          | 1/0          | 4         | 39         | 9.8         | 20        | 1        | 0        | 0.0      | 0          | 0        | 0        |
| <b>TOTAL</b> | <b>9-7</b> | <b>16/15</b> | <b>65</b> | <b>699</b> | <b>10.8</b> | <b>37</b> | <b>5</b> | <b>0</b> | <b>0</b> | <b>0.0</b> | <b>0</b> | <b>0</b> |

## 2013 BUFFALO BILLS

| Game         | W/L         | P/S          | Receiving |            |             |           |          | Rushing  |           |            |           |          |
|--------------|-------------|--------------|-----------|------------|-------------|-----------|----------|----------|-----------|------------|-----------|----------|
|              |             |              | No        | Yds        | Avg         | Lg        | TD       | Att      | Yds       | Avg        | Lg        | TD       |
| NE 9/8       | L           | 1/1          | 1         | 18         | 18.0        | 18        | 1        | 0        | 0.0       | 0          | 0         | 0        |
| CAR 9/15     | W           | 1/1          | 4         | 68         | 17.0        | 28        | 0        | 1        | 3         | 3.0        | 3         | 0        |
| @NYJ 9/22    | L           | 1/1          | 2         | 35         | 17.5        | 29        | 0        | 0        | 0.0       | 0          | 0         | 0        |
| BAL 9/29     | W           | 1/1          | 4         | 80         | 20.0        | 42t       | 1        | 1        | 13        | 13.0       | 13        | 0        |
| @CLE 10/3    | L           | 1/1          | 5         | 64         | 12.8        | 24        | 0        | 0        | 0.0       | 0          | 0         | 0        |
| CIN 10/13    | L           | 1/1          | 2         | 9          | 4.5         | 6         | 1        | 0        | 0.0       | 0          | 0         | 0        |
| @MIA 10/20   | W           | 1/1          | 3         | 24         | 8.0         | 11        | 0        | 0        | 0.0       | 0          | 0         | 0        |
| @NO 10/27    | L           | 1/1          | 1         | 7          | 7.0         | 7         | 0        | 0        | 0.0       | 0          | 0         | 0        |
| KC 11/3      | L           | 1/0          | 4         | 44         | 11.0        | 18        | 0        | 0        | 0.0       | 0          | 0         | 0        |
| @PIT 11/10   | L           | 0/0          |           |            |             |           |          |          | Inactive  |            |           |          |
| NYJ 11/17    | W           | 0/0          |           |            |             |           |          |          | Inactive  |            |           |          |
| ATL 12/1     | L           | 1/1          | 2         | 39         | 19.5        | 33        | 0        | 0        | 0.0       | 0          | 0         | 0        |
| @TB 12/8     | L           | 1/1          | 3         | 20         | 6.7         | 9         | 0        | 0        | 0.0       | 0          | 0         | 0        |
| @JAX 12/15   | W           | 1/1          | 5         | 82         | 16.4        | 20        | 1        | 0        | 0.0       | 0          | 0         | 0        |
| MIA 12/22    | W           | 1/1          | 3         | 70         | 23.3        | 57        | 0        | 0        | 0.0       | 0          | 0         | 0        |
| @NE 12/29    | L           | 1/1          | 1         | 27         | 27.0        | 27        | 0        | 0        | 0.0       | 0          | 0         | 0        |
| <b>TOTAL</b> | <b>6-10</b> | <b>14/13</b> | <b>40</b> | <b>587</b> | <b>14.7</b> | <b>57</b> | <b>3</b> | <b>2</b> | <b>16</b> | <b>8.0</b> | <b>13</b> | <b>0</b> |



# 8 | BRANDON ALLEN

|             |                     |
|-------------|---------------------|
| Position:   | Quarterback         |
| Ht./Wt.:    | 6-2/214             |
| Birth Date: | 9/5/92              |
| College:    | Arkansas            |
| Hometown:   | Fayetteville, Ark.  |
| Experience: | 1st year (1st Rams) |
| Acquired:   | 2017                |

Career GP/GS (Playoffs): 0/0 (0/0)



**TRANSACTIONS:** Placed on injured reserve (12/20/17)...signed to the Rams (9/3/17)...waived by Jacksonville Jaguars (9/2/17)...originally selected by the Jaguars in the sixth round of the 2016 draft (201st overall).

**2017 SEASON:** **Week 15 at Seattle (12/17):** Declared inactive...**Week 14 vs. Philadelphia (12/10):** Declared inactive...**Week 13 at Arizona (12/3):** Declared inactive...**Week 12 vs. New Orleans (11/26):** Declared inactive...**Week 11 at Minnesota (11/19):** Declared inactive...**Week 10 vs. Houston (11/12):** Declared inactive...**Week 9 at New York Giants (11/5):** Declared inactive...**Week 7 vs. Arizona (10/22):** Declared inactive...**Week 6 at Jacksonville (10/16):** Declared inactive...**Week 5 vs. Seattle (10/8):** Declared inactive...**Week 4 at Dallas (10/1):** Declared inactive...**Week 3 at San Francisco (9/21):** Declared inactive...**Week 2 vs. Washington (9/17):** Declared inactive...**Week 1 vs. Indianapolis (9/10):** Declared inactive.

**2016 SEASON:** Spent the season with the Jacksonville Jaguars.

**COLLEGE:** Made 38 career starts at QB, including final 34 games of his career, which was the longest streak for an Arkansas QB since joining the SEC in 1992...Totaled 7,463 passing yards, which ranks third in program history...finished second in program history in pass completions (583), second in attempts (1,016) and third in completion percentage (57.4)...his 64 career passing TDs is a school record...as a senior in 2015, started and participated in all 13 contests and ended the season going 244 of 370 passing for 3,440 yards and 30 passing touchdowns along with one rushing touchdown...the 30 passing touchdowns ranks second in single-season school history and second in the SEC.

**PERSONAL:** Attended Fayetteville (Ark.) High School and was rated as the fifth-best pro-style quarterback in the nation...honored with the Landers Award, given annually to the top prep football player in the state of Arkansas...led Fayetteville High School to the Arkansas Class 7A state title game in 2010, finishing the season with a 10-4...son of Bobby, the Razorbacks' director of high school and NFL relations, and Marcela Allen and has a younger brother, Austin, who is a junior quarterback at Arkansas.



# 91 | DOMINIQUE EASLEY

**Position:** Defensive Tackle  
**Ht./Wt.** 6-2/273  
**Birth Date:** 2/24/92  
**College:** Florida  
**Hometown:** Staten Island, N.Y.  
**Experience:** 4th Year (2nd Rams)  
**Acquired:** FA-2016

**Career GP/GS (Playoffs):** 38/3 (0/0)



**TRANSACTIONS:** Signed with the Los Angeles Rams (5/18/16)...drafted by the New England Patriots in the first round (29th overall) of the 2014 NFL Draft.

**PRO:** Third-year pro has played in 38 games with three starts...racked up 75 career tackles (40 solo), including 6.5 sacks...forced five fumbles in his first three years.

**2017 SEASON:** Placed on reserve/injured (8/3/17).

**2016 SEASON:** Played in all 16 games...set career-highs in games played (16), tackles (50) and sacks (2.5)...**at San Francisco (9/12):** Made his Rams debut in the club's season opener...recorded four total tackles...forced RB Sean Draughn to fumble...**at Arizona (10/2):** Registered two tackles and recorded his second forced fumble of the season...**vs. Buffalo (10/9):** Recorded a season-high five tackles (two solo)...split a sack with DT Aaron Donald for his first of the season...**vs. Carolina (11/6):** Compiled a career-high six tackles (three solo)...also added three quarterback pressures on the day...**vs. Miami (11/20):** Notched 2.0 sacks, marked his first career multi-sack game...added three tackles (two solo), in addition to one quarterback pressure and one quarterback hit...**vs. San Francisco (12/24):** Notched five tackles (four solo)...recorded one sack for a loss of five yards...added two quarterback pressures and one quarterback hit.

**2015 SEASON:** Played in 11 games with one start...tallied 2.0 sacks and 15 tackles (nine solo) before being placed on injured/reserve following the 12/13 game at Houston...**vs. Buffalo (11/23):** Recorded two tackles, one solo and teamed up with Rob Ninkovich to sack Tyrod Taylor for a 1-yard loss on third down...**at Houston (12/13):** Recorded one solo tackle...split a sack on QB Brian Hoyer for an 8-yard loss on third down during the first drive of the game, forcing a Texans punt.

**2014 SEASON:** Played in 11 games with two starts...placed on reserve/injured (12/17)...registered 1.0 sacks and 10 tackles (seven solo)...**vs. Chicago (10/26):** Started at defensive end and sacked QB Jay Cutler for a four-yard loss...**vs. Cincinnati (10/5):** Made first NFL start at defensive end in the win, finished with one tackle.

**COLLEGE:** Started 26-of-32 games over his four year career and finished with 81 tackles, 5.5 sacks, 18 tackles for loss, one fumble recovery and one pass defensed.

**PERSONAL:** Rated the second-best defensive tackle in the country by both Scout.com and Rivals.com during his senior campaign...as a senior, he was credited with 53 tackles, 16 sacks, one fumble recovery and an interception he ran back for a score...received EA Sports All-American honors after leading Curtis High to the 2009 Public Schools Athletic League championship. named Most Valuable Player at the 2010 Under Armour All-American Game...has two sons, Dominique Easley 2 and Arii Earl Easley...majored in general studies.

## DOMINIQUE EASLEY NFL STATISTICS

| Year         | Team        | REGULAR SEASON |               |           |           |            |             |          | Interceptions |          |          | Fumbles  |          |          |          |
|--------------|-------------|----------------|---------------|-----------|-----------|------------|-------------|----------|---------------|----------|----------|----------|----------|----------|----------|
|              |             | G/S            | Tackles Total | Solo      | Asst      | Sk         | Yds         | Int      | Yds           | Lg       | TD       | PD       | FF       | FR       | Yds      |
| 2014         | New England | 11/1           | 15            | 9         | 6         | 1.0        | 4.0         | 1        | 0             | 0        | 0        | 1        | 1        | 0        | 0        |
| 2015         | New England | 11/2           | 10            | 7         | 3         | 2.0        | 13.5        | 0        | 0             | 0        | 0        | 0        | 2        | 1        | 0        |
| 2016         | RAMS        | 16/0           | 50            | 24        | 26        | 3.5        | 21.5        | 0        | 0             | 0        | 0        | 1        | 2        | 0        | 0        |
| 2017         | RAMS        | 16/0           | 50            | 24        | 26        | 3.5        | 21.5        | 0        | 0             | 0        | 0        | 1        | 2        | 0        | 0        |
| <b>Total</b> |             | <b>38/3</b>    | <b>75</b>     | <b>40</b> | <b>35</b> | <b>6.5</b> | <b>39.0</b> | <b>1</b> | <b>0</b>      | <b>0</b> | <b>0</b> | <b>2</b> | <b>5</b> | <b>1</b> | <b>0</b> |

# DOMINIQUE EASLEY GAME-BY-GAME STATISTICS

| 2017 LOS ANGELES RAMS |      |      |    |    |    |     |      |     |        |     |    |    |    |     |
|-----------------------|------|------|----|----|----|-----|------|-----|--------|-----|----|----|----|-----|
| Game                  | W/L  | P/S  | T  | S  | A  | Sk  | Yds  | Int | Yds Lg | TD  | PD | FF | FR | Yds |
| @SF 9/12              | L    | 1/0  | 4  | 0  | 4  | 0.0 | 0    | 0   | 0      | 0   | 0  | 1  | 0  | 0   |
| SEA 9/18              | W    | 1/0  | 3  | 3  | 0  | 0.0 | 0    | 0   | 0      | 0   | 0  | 0  | 0  | 0   |
| @TB 9/25              | W    | 1/0  | 2  | 0  | 2  | 0.0 | 0    | 0   | 0      | 0   | 0  | 0  | 0  | 0   |
| @ARI 10/2             | W    | 1/0  | 2  | 1  | 1  | 0.0 | 0    | 0   | 0      | 0   | 0  | 1  | 0  | 0   |
| BUF 10/9              | L    | 1/0  | 5  | 2  | 3  | 0.5 | 3.5  | 0   | 0      | 0   | 0  | 0  | 0  | 0   |
| @DET 10/16            | L    | 1/0  | 4  | 1  | 3  | 0.0 | 0    | 0   | 0      | 0   | 0  | 0  | 0  | 0   |
| NYG 10/23             | L    | 1/0  | 2  | 0  | 2  | 0.0 | 0    | 0   | 0      | 0   | 0  | 0  | 0  | 0   |
| CAR 11/6              | L    | 1/0  | 6  | 3  | 3  | 0.0 | 0    | 0   | 0      | 0   | 0  | 0  | 0  | 0   |
| @NYJ 11/13            | W    | 1/0  | 3  | 1  | 2  | 0.0 | 0    | 0   | 0      | 0   | 1  | 0  | 0  | 0   |
| MIA 11/20             | L    | 1/0  | 3  | 2  | 1  | 2.0 | 13.0 | 0   | 0      | 0   | 0  | 0  | 0  | 0   |
| @NO 11/27             | L    | 1/0  | 3  | 2  | 1  | 0.0 | 0    | 0   | 0      | 0   | 0  | 0  | 0  | 0   |
| @NE 12/4              | L    | 1/0  | 0  | 0  | 0  | 0.0 | 0    | 0   | 0      | 0   | 0  | 0  | 0  | 0   |
| ATL 12/11             | L    | 1/0  | 3  | 3  | 0  | 0.0 | 0    | 0   | 0      | 0   | 0  | 0  | 0  | 0   |
| @SEA 12/15            | L    | 1/0  | 3  | 1  | 2  | 0.0 | 0    | 0   | 0      | 0   | 0  | 0  | 0  | 0   |
| SF 12/24              | L    | 1/0  | 5  | 4  | 1  | 1.0 | 5.0  | 0   | 0      | 0   | 0  | 0  | 0  | 0   |
| ARI 1/1/17            | L    | 1/0  | 2  | 1  | 1  | 0.0 | 0    | 0   | 0      | 0   | 0  | 0  | 0  | 0   |
| TOTALS                | 4-12 | 16/0 | 50 | 24 | 26 | 3.5 | 21.5 | 0   | 0      | - 0 | 1  | 2  | 0  | 0   |

| 2016 LOS ANGELES RAMS |      |      |    |    |    |     |      |     |        |     |    |    |    |     |
|-----------------------|------|------|----|----|----|-----|------|-----|--------|-----|----|----|----|-----|
| Game                  | W/L  | P/S  | T  | S  | A  | Sk  | Yds  | Int | Yds Lg | TD  | PD | FF | FR | Yds |
| @SF 9/12              | L    | 1/0  | 4  | 0  | 4  | 0.0 | 0    | 0   | 0      | 0   | 0  | 1  | 0  | 0   |
| SEA 9/18              | W    | 1/0  | 3  | 3  | 0  | 0.0 | 0    | 0   | 0      | 0   | 0  | 0  | 0  | 0   |
| @TB 9/25              | W    | 1/0  | 2  | 0  | 2  | 0.0 | 0    | 0   | 0      | 0   | 0  | 0  | 0  | 0   |
| @ARI 10/2             | W    | 1/0  | 2  | 1  | 1  | 0.0 | 0    | 0   | 0      | 0   | 0  | 1  | 0  | 0   |
| BUF 10/9              | L    | 1/0  | 5  | 2  | 3  | 0.5 | 3.5  | 0   | 0      | 0   | 0  | 0  | 0  | 0   |
| @DET 10/16            | L    | 1/0  | 4  | 1  | 3  | 0.0 | 0    | 0   | 0      | 0   | 0  | 0  | 0  | 0   |
| NYG 10/23             | L    | 1/0  | 2  | 0  | 2  | 0.0 | 0    | 0   | 0      | 0   | 0  | 0  | 0  | 0   |
| CAR 11/6              | L    | 1/0  | 6  | 3  | 3  | 0.0 | 0    | 0   | 0      | 0   | 0  | 0  | 0  | 0   |
| @NYJ 11/13            | W    | 1/0  | 3  | 1  | 2  | 0.0 | 0    | 0   | 0      | 0   | 1  | 0  | 0  | 0   |
| MIA 11/20             | L    | 1/0  | 3  | 2  | 1  | 2.0 | 13.0 | 0   | 0      | 0   | 0  | 0  | 0  | 0   |
| @NO 11/27             | L    | 1/0  | 3  | 2  | 1  | 0.0 | 0    | 0   | 0      | 0   | 0  | 0  | 0  | 0   |
| @NE 12/4              | L    | 1/0  | 0  | 0  | 0  | 0.0 | 0    | 0   | 0      | 0   | 0  | 0  | 0  | 0   |
| ATL 12/11             | L    | 1/0  | 3  | 3  | 0  | 0.0 | 0    | 0   | 0      | 0   | 0  | 0  | 0  | 0   |
| @SEA 12/15            | L    | 1/0  | 3  | 1  | 2  | 0.0 | 0    | 0   | 0      | 0   | 0  | 0  | 0  | 0   |
| SF 12/24              | L    | 1/0  | 5  | 4  | 1  | 1.0 | 5.0  | 0   | 0      | 0   | 0  | 0  | 0  | 0   |
| ARI 1/1/17            | L    | 1/0  | 2  | 1  | 1  | 0.0 | 0    | 0   | 0      | 0   | 0  | 0  | 0  | 0   |
| TOTALS                | 4-12 | 16/0 | 50 | 24 | 26 | 3.5 | 21.5 | 0   | 0      | - 0 | 1  | 2  | 0  | 0   |

| 2015 NEW ENGLAND PATRIOTS |      |      |    |   |   |                           |      |     |        |    |    |    |    |     |
|---------------------------|------|------|----|---|---|---------------------------|------|-----|--------|----|----|----|----|-----|
| Game                      | W/L  | P/S  | T  | S | A | Sk                        | Yds  | Int | Yds Lg | TD | PD | FF | FR | Yds |
| PIT 9/10                  | W    | 1/1  | 0  | 0 | 0 | 0.0                       | 0.0  | 0   | 0      | 0  | 0  | 0  | 0  | 0   |
| @BUF 9/20                 | W    | 0/0  | 0  | 0 | 0 | 0.0                       | 0.0  | 0   | 0      | 0  | 0  | 0  | 0  | 0   |
| JAC 9/27                  | W    | 1/0  | 2  | 1 | 1 | 0.0                       | 0.0  | 0   | 0      | 0  | 0  | 0  | 0  | 0   |
| @DAL 10/11                | W    | 1/0  | 2  | 2 | 0 | 0.0                       | 0.0  | 0   | 0      | 0  | 0  | 0  | 0  | 0   |
| @IND 10/18                | W    | 1/0  | 1  | 1 | 0 | 0.5                       | 5.5  | 0   | 0      | 0  | 0  | 0  | 0  | 0   |
| NYJ 10/25                 | W    | 1/0  | 1  | 1 | 0 | 0.0                       | 0.0  | 0   | 0      | 0  | 0  | 0  | 0  | 0   |
| MIA 10/29                 | W    | 1/0  | 3  | 1 | 2 | 0.0                       | 0.0  | 0   | 0      | 0  | 0  | 0  | 0  | 0   |
| WAS 11/08                 | W    | 1/0  | 0  | 0 | 0 | 0.0                       | 0.0  | 0   | 0      | 0  | 0  | 0  | 0  | 0   |
| @NYG 11/15                | W    | 1/0  | 1  | 1 | 0 | 0.0                       | 0.0  | 0   | 0      | 0  | 0  | 0  | 0  | 0   |
| BUF 11/23                 | W    | 1/0  | 2  | 1 | 1 | 0.5                       | 0.0  | 0   | 0      | 0  | 0  | 0  | 0  | 0   |
| @DEN 11/29                | L    | 1/0  | 1  | 1 | 0 | 0.0                       | 0.0  | 0   | 0      | 0  | 0  | 0  | 0  | 0   |
| PHI 12/6                  | L    | 0/0  | 0  | 0 | 0 | 0.0                       | 0.0  | 0   | 0      | 0  | 0  | 0  | 0  | 0   |
| @HOU 12/13                | W    | 1/0  | 1  | 1 | 0 | 1.0                       | 8.0  | 0   | 0      | 0  | 0  | 0  | 0  | 0   |
| TEN 12/20                 | W    |      |    |   |   | Placed on reserve/injured |      |     |        |    |    |    |    |     |
| TOTALS                    | 12-2 | 11/1 | 15 | 9 | 6 | 2.0                       | 13.5 | 0   | 0      | 0  | 0  | 0  | 0  | 0   |

| 2014 NEW ENGLAND PATRIOTS |      |      |    |   |   |                           |     |     |        |    |    |    |    |     |
|---------------------------|------|------|----|---|---|---------------------------|-----|-----|--------|----|----|----|----|-----|
| Game                      | W/L  | P/S  | T  | S | A | Sk                        | Yds | Int | Yds Lg | TD | PD | FF | FR | Yds |
| @MIA 9/7                  | L    | 1/0  | 1  | 1 | 0 | 0.0                       | 0.0 | 0   | 0      | 0  | 0  | 0  | 0  | 0   |
| @MIN 9/14                 | W    | 1/0  | 1  | 1 | 0 | 0.0                       | 0.0 | 1   | 0      | 0  | 0  | 1  | 0  | 0   |
| OAK 9/21                  | W    | 1/0  | 0  | 0 | 0 | 0.0                       | 0.0 | 0   | 0      | 0  | 0  | 0  | 0  | 0   |
| @KC 9/29                  | L    | 1/0  | 2  | 2 | 0 | 0.0                       | 0.0 | 0   | 0      | 0  | 0  | 0  | 0  | 0   |
| CIN 10/5                  | W    | 1/1  | 1  | 0 | 1 | 0.0                       | 0.0 | 0   | 0      | 0  | 0  | 0  | 0  | 0   |
| NYJ 10/16                 | W    | 0/0  | 0  | 0 | 0 | 0.0                       | 0.0 | 0   | 0      | 0  | 0  | 0  | 0  | 0   |
| CHI 10/26                 | W    | 1/1  | 3  | 1 | 2 | 1.0                       | 4.0 | 0   | 0      | 0  | 0  | 0  | 0  | 0   |
| DEN 11/2                  | W    | 1/0  | 1  | 1 | 0 | 0.0                       | 0.0 | 0   | 0      | 0  | 0  | 0  | 0  | 0   |
| @IND 11/16                | W    | 1/0  | 1  | 1 | 0 | 0.0                       | 0.0 | 0   | 0      | 0  | 0  | 0  | 0  | 0   |
| DET 11/23                 | W    | 0/0  | 0  | 0 | 0 | 0.0                       | 0.0 | 0   | 0      | 0  | 0  | 0  | 0  | 0   |
| @GB 11/30                 | L    | 1/0  | 0  | 0 | 0 | 0.0                       | 0.0 | 0   | 0      | 0  | 0  | 0  | 0  | 0   |
| @SD 12/7                  | W    | 1/0  | 0  | 0 | 0 | 0.0                       | 0.0 | 0   | 0      | 0  | 0  | 0  | 0  | 0   |
| MIA 12/14                 | W    | 0/0  |    |   |   | Placed on reserve/injured |     |     |        |    |    |    |    |     |
| TOTALS                    | 10-3 | 11/2 | 10 | 7 | 3 | 1.0                       | 4.0 | 1   | 0      | 0  | 0  | 1  | 1  | 0   |



# 41 | MARQUI CHRISTIAN

**Position:** Safety  
**Ht./Wt.:** 5-11/200  
**Birth Date:** 10/27/94  
**College:** Midwestern State  
**Hometown:** Spring, Texas  
**Experience:** 2nd year (2nd Rams)  
**Acquired:** W(AZ)-2016

**Career GP/GS (Playoffs):** 23/0 (0/0)



**TRANSACTIONS:** Acquired via waivers by the Rams (9/28/16)...released by the Cardinals (9/27/16)...originally entered the NFL as Arizona's fifth-round draft choice (167th overall) in the 2016 NFL Draft (5/6/16).

**2017 SEASON:** Appeared in 12 games before being placed on injured/reserve on December 27...finished the regular season with six tackles on defense and four tackles on special teams...**Week 16 at Tennessee (12/24):** Saw action on defense and on special teams...registered one tackle on defense...**Week 15 at Seattle (12/17):** Saw action on defense and on special teams...had one solo tackle...added two tackles on special teams...**Week 14 vs. Philadelphia (12/10):** Saw action on defense and on special teams...**Week 13 at Arizona (12/3):** Saw action on defense and special teams...**Week 12 vs. New Orleans (11/26):** Saw action on defense and special teams...**Week 11 at Minnesota (11/19):** Saw action on defense and special teams...**Week 10 vs. Houston (11/12):** Saw action on defense and special teams...**Week 9 at New York Giants (11/5):** Saw action on defense and on special teams...collected two tackles (one solo)...recorded one special teams tackle...**Week 7 vs. Arizona (10/22):** Saw action on defense and on special teams...collected one tackle...**Week 6 at Jacksonville (10/16):** Saw action on defense and special teams...**Week 5 vs. Seattle (10/8):** Played on defense and special teams...notched one solo tackle...**Week 4 at Dallas (10/1):** Saw action on special teams and on defense...recorded one special teams tackle...**Week 3 at San Francisco (9/21):** Declared inactive...**Week 2 vs. Washington (9/17):** Declared inactive...**Week 1 vs. Indianapolis (9/10):** Declared inactive.

**2016 SEASON:** Played in 11 games in his rookie season before being placed on injured/reserve on December 19...finished the year with three special teams tackles...**at Arizona (10/2):** Made his NFL debut playing on defense and special teams...**vs. Buffalo (10/9):** Appeared on defense and special teams...recorded two special teams tackles...**at New York Jets (11/13):** Served as a key contributor on special teams, registered one special teams tackle.

**COLLEGE:** Finished his career at Midwestern State as the Mustangs' all-time leading tackler...a three-time first-team All-Lone Star Conference selection...played in 41 games (30 starts)...recorded 295 tackles, three interceptions, four fumble recoveries, with one returned for touchdown, and three forced fumbles...as a special teams performer, returned a botched punt for a touchdown...in addition to being named a first-team All-American, was the recipient of the Cliff Harris Award, an honor given to the nation's top small college defensive player as a senior.

**PERSONAL:** Attended Spring High School in Spring, Texas...registered 90 tackles, two touchdowns and two fumble recoveries, making him a first-team All-District 13-5A selection as a senior in 2011.

## MARQUI CHRISTIAN NFL STATISTICS

|       |      | REGULAR SEASON |         |      |      |     |     |               |     |    |    |    |         |    |     |   |  |
|-------|------|----------------|---------|------|------|-----|-----|---------------|-----|----|----|----|---------|----|-----|---|--|
| Year  | Team | G/S            | Tackles |      |      |     |     | Interceptions |     |    |    |    | Fumbles |    |     |   |  |
|       |      |                | Total   | Solo | Asst | Sk  | Yds | Int           | Yds | Lg | TD | PD | FF      | FR | Yds |   |  |
| 2016  | RAMS | 11/0           | 0       | 0    | 0    | 0.0 | 0.0 | 0             | 0   | 0  | 0  | 0  | 0       | 0  | 0   | 0 |  |
| 2017  | RAMS | 12/0           | 6       | 3    | 3    | 0.0 | 0.0 | 0             | 0   | 0  | 0  | 0  | 0       | 0  | 0   |   |  |
| Total |      | 23/0           | 6       | 3    | 3    | 0.0 | 0.0 | 0             | 0   | 0  | 0  | 0  | 0       | 0  | 0   |   |  |

**ADDITIONAL CAREER STATISTICS:** Special Teams Tackles: 2017 (4), 2016 (3).



# MARQUI CHRISTIAN GAME-BY-GAME STATISTICS

## 2017 LOS ANGELES RAMS

| Game       | W/L  | P/S  | T | S | A | Sk  | Yds | Int | Yds | Lg | TD | PD | FF | FR | Yds |   |
|------------|------|------|---|---|---|-----|-----|-----|-----|----|----|----|----|----|-----|---|
| IND 9/10   | W    |      |   |   |   |     |     |     |     |    |    |    |    |    |     |   |
| WAS 9/17   | L    |      |   |   |   |     |     |     |     |    |    |    |    |    |     |   |
| @SF 9/21   | W    |      |   |   |   |     |     |     |     |    |    |    |    |    |     |   |
| @DAL 10/1  | W    | 1/0  | 0 | 0 | 0 | 0.0 | 0.0 | 0   | 0   | 0  | 0  | 0  | 0  | 0  | 0   | 0 |
| SEA 10/8   | L    | 1/0  | 1 | 1 | 0 | 0.0 | 0.0 | 0   | 0   | 0  | 0  | 0  | 0  | 0  | 0   | 0 |
| @JAC 10/15 | W    | 1/0  | 0 | 0 | 0 | 0.0 | 0.0 | 0   | 0   | 0  | 0  | 0  | 0  | 0  | 0   | 0 |
| ARI 10/22  | W    | 1/0  | 1 | 0 | 1 | 0.0 | 0.0 | 0   | 0   | 0  | 0  | 0  | 0  | 0  | 0   | 0 |
| @NYG 11/5  | W    | 1/0  | 2 | 1 | 1 | 0.0 | 0.0 | 0   | 0   | 0  | 0  | 0  | 0  | 0  | 0   | 0 |
| HOU 11/12  | W    | 1/0  | 0 | 0 | 0 | 0.0 | 0.0 | 0   | 0   | 0  | 0  | 0  | 0  | 0  | 0   | 0 |
| @MIN 11/19 | L    | 1/0  | 0 | 0 | 0 | 0.0 | 0.0 | 0   | 0   | 0  | 0  | 0  | 0  | 0  | 0   | 0 |
| NO 11/26   | W    | 1/0  | 0 | 0 | 0 | 0.0 | 0.0 | 0   | 0   | 0  | 0  | 0  | 0  | 0  | 0   | 0 |
| @ARI 12/2  | W    | 1/0  | 0 | 0 | 0 | 0.0 | 0.0 | 0   | 0   | 0  | 0  | 0  | 0  | 0  | 0   | 0 |
| PHI 12/10  | W    | 1/0  | 0 | 0 | 0 | 0.0 | 0.0 | 0   | 0   | 0  | 0  | 0  | 0  | 0  | 0   | 0 |
| @SEA 12/17 | W    | 1/0  | 1 | 1 | 0 | 0.0 | 0.0 | 0   | 0   | 0  | 0  | 0  | 0  | 0  | 0   | 0 |
| @TEN 12/24 | W    | 1/0  | 1 | 0 | 1 | 0.0 | 0.0 | 0   | 0   | 0  | 0  | 0  | 0  | 0  | 0   | 0 |
| SF 12/31   | L    |      |   |   |   |     |     |     |     |    |    |    |    |    |     |   |
| TOTALS     | 11-5 | 12/0 | 6 | 3 | 3 | 0.0 | 0.0 | 0   | 0   | 0  | 0  | 0  | 0  | 0  | 0   | 0 |

## 2016 LOS ANGELES RAMS

| Game       | W/L  | P/S  | T | S | A | Sk  | Yds | Int | Yds | Lg | TD | PD | FF | FR | Yds |
|------------|------|------|---|---|---|-----|-----|-----|-----|----|----|----|----|----|-----|
| @SF 9/12   | L    |      |   |   |   |     |     |     |     |    |    |    |    |    |     |
| SEA 9/18   | W    |      |   |   |   |     |     |     |     |    |    |    |    |    |     |
| @TB 9/25   | W    |      |   |   |   |     |     |     |     |    |    |    |    |    |     |
| @ARI 10/2  | W    | 1/0  | 0 | 0 | 0 | 0.0 | 0   | 0   | 0   | -  | 0  | 0  | 0  | 0  | 0   |
| BUF 10/9   | L    | 1/0  | 0 | 0 | 0 | 0.0 | 0   | 0   | 0   | -  | 0  | 0  | 0  | 0  | 0   |
| @DET 10/16 | L    | 1/0  | 0 | 0 | 0 | 0.0 | 0   | 0   | 0   | -  | 0  | 0  | 0  | 0  | 0   |
| NYG 10/23  | L    | 1/0  | 0 | 0 | 0 | 0.0 | 0   | 0   | 0   | -  | 0  | 0  | 0  | 0  | 0   |
| CAR 11/6   | L    | 1/0  | 0 | 0 | 0 | 0.0 | 0   | 0   | 0   | -  | 0  | 0  | 0  | 0  | 0   |
| @NYJ 11/13 | W    | 1/0  | 0 | 0 | 0 | 0.0 | 0   | 0   | 0   | -  | 0  | 0  | 0  | 0  | 0   |
| MIA 11/20  | L    | 1/0  | 0 | 0 | 0 | 0.0 | 0   | 0   | 0   | -  | 0  | 0  | 0  | 0  | 0   |
| @NO 11/27  | L    | 0/0  | 0 | 0 | 0 | 0.0 | 0   | 0   | 0   | -  | 0  | 0  | 0  | 0  | 0   |
| @NE 12/4   | L    | 1/0  | 0 | 0 | 0 | 0.0 | 0   | 0   | 0   | -  | 0  | 0  | 0  | 0  | 0   |
| ATL 12/11  | L    | 1/0  | 0 | 0 | 0 | 0.0 | 0   | 0   | 0   | -  | 0  | 0  | 0  | 0  | 0   |
| @SEA 12/15 | L    | 1/0  | 0 | 0 | 0 | 0.0 | 0   | 0   | 0   | -  | 0  | 0  | 0  | 0  | 0   |
| SF 12/24   | L    | 0/0  |   |   |   |     |     |     |     |    |    |    |    |    |     |
| ARI 11/17  | L    | 0/0  |   |   |   |     |     |     |     |    |    |    |    |    |     |
| TOTALS     | 4-12 | 11/0 | 0 | 0 | 0 | 0.0 | 0   | 0   | 0   | -  | 0  | 0  | 0  | 0  | 0   |



# 84 | TEMARRICK HEMINGWAY

|                    |                             |
|--------------------|-----------------------------|
| <b>Position:</b>   | <b>Tight End</b>            |
| <b>Ht./Wt.:</b>    | <b>6-5/251</b>              |
| <b>Birth Date:</b> | <b>7/30/93</b>              |
| <b>College:</b>    | <b>South Carolina State</b> |
| <b>Hometown:</b>   | <b>Loris, S.C.</b>          |
| <b>Experience:</b> | <b>2nd year (2nd Rams)</b>  |
| <b>Acquired:</b>   | <b>D6A-2016 (177th)</b>     |

**Career GP/GS (Playoffs): 9/0 (0/0)**



**TRANSACTIONS:** Selected in the sixth round of the 2016 draft (177th overall) on 4/30/16.

**2017 SEASON:** Placed on reserve/injured (9/2/17).

**2016 SEASON:** Saw action in nine games while becoming a key contributor on special teams...did not record any statistics.

**COLLEGE:** Played in 42 games, started 37...caught 91 career passes for 1,062 yards and seven touchdowns...in 2015, started in all 11 games for the Bulldogs...finished second on the team in receptions with 38 for 418 yards and one touchdown...earned SBN All-American Honors and was named to the All-MEAC First Team...named the team's Outstanding Tight End...noted as an effective blocker during his college career...played as a graduate student after earning his undergraduate degree in business management and being selected to participate in the Charleston County Aviation Authority's inaugural internship program...in 2014, earned All-MEAC first team honors...finished third on the team in receptions for a second straight season with 18 catches for 257 yards and one score...in 2013, was the team's third-leading receiver from his tight end position...hauled in 26 catches for 223 yards and four touchdowns...had his best performance in the FCS playoff game against Furman with four catches for 57 yards and a score...in 2012, played in seven of the team's 11 contests and got the starting nod in two contests...ended the campaign with 11 catches for 164 yards and a touchdown...excelled in the academic arena and was named a Presidential Scholar...redshirted in 2011.

**PERSONAL:** Attended North Myrtle Beach High School where he was a multiple letter winner in football and was named to All-Region first-team on defense...a business management major...son of Kelly and Anthony Hemingway.



# 41 | LENARD TILLERY

|             |                     |
|-------------|---------------------|
| Position:   | Running Back        |
| Ht./Wt.:    | 5-10/198            |
| Birth Date: | 12/9/93             |
| College:    | Southern University |
| Hometown:   | Baton Rouge, LA.    |
| Experience: | Rookie              |
| Acquired:   | UDFA-2017           |

Career GP/GS (Playoffs): 0/0 (0/0)



**TRANSACTIONS:** Signed by the Rams as an undrafted rookie free agent (5/12/17).

**2017 SEASON:** Placed on reserve/injured (9/3/17).

**COLLEGE:** Played in 46 games...registered 847 career rushes for 4,856 yards for a 5.7-yard average and 45 touchdowns...as a senior in 2016, notched a career-high 247 rushes for 1,665 yards (6.7-yard average) and 13 touchdowns...tallied a career-long rush of 85 yards...in 2015, played in 11 games...rushed 197 rushes for 1,211 yards and 14 touchdowns...in 2014, played in 13 games...rushed 209 times for 1,196 yards and nine touchdowns...in 2013, played in 11 games...rushed 184 times for 784 yards and nine touchdowns.

**PERSONAL:** Attended McKinley High School....compiled career numbers of 332 rushes for 2,091 yards and 17 touchdowns.



# 21 | KAYVON WEBSTER

|             |                     |
|-------------|---------------------|
| Position:   | Cornerback          |
| Ht./Wt.:    | 5-11/192            |
| Birth Date: | 2/1/91              |
| College:    | South Florida       |
| Hometown:   | Opa-locka, Fla.     |
| Experience: | 5th year (1st Rams) |
| Acquired:   | FA-2017             |

Career GP/GS (Playoffs): 65/13 (7/0)



**TRANSACTIONS:** Placed on injured/reserve (12/10/17)...signed by the Rams as a free agent (3/14/17)...selected by the Denver Broncos in the third round (90th overall) of the 2013 NFL Draft (4/26/13).

**PRO:** Fifth-year cornerback is in his first season with the Rams after signing as a free agent prior to the 2017 season...has played in 65 career games with 13 starts in his career as well as appearing in seven postseason contests...played a prominent role on the Broncos' special teams unit in his four seasons in Denver.

**2017 SEASON: Week 14 vs. Philadelphia Eagles (12/10):** Started at cornerback...intercepted Eagles QB Carson Wentz on their opening drive...marked his first interception as a Rams and second career...collected three solo tackles and one pass defended before leaving the game in the second quarter with a season-ending injury...**Week 13 at Arizona Cardinals (12/3):** Started at cornerback...recorded two solo tackles and one pass defended...**Week 12 vs. New Orleans Saints (11/26):** Started at cornerback...recorded four solo tackles and two passes defended...**Week 11 at Minnesota Vikings (11/19):** Started at cornerback...registered four tackles (two solo)...left game in the third quarter with a concussion...**Week 10 vs. Houston Texans (11/12):** Started at cornerback...played all 70 defensive snaps...tied his career-high with seven tackles (four solo)...recorded one pass defended...**Week 9 at New York Giants (11/5):** Started at cornerback...registered three tackles (two solo)...**Week 7 vs Arizona (10/22):** Started at cornerback...recorded two solo tackles and one pass defended...**Week 6 at Jacksonville (10/15):** Started at cornerback...recorded six solo tackles...**Week 5 vs. Seattle (10/8):** Started at cornerback...tallied three tackles (one solo) and two passes defended... **Week 4 at Dallas (10/1):** Started at cornerback...collected a personal-high seven tackles (six solo)...**Week 3 at San Francisco (9/21):** Declared inactive...**Week 2 vs. Washington (9/17):** Declared inactive...**Week 1 vs. Indianapolis (9/10):** Started at cornerback...recorded two tackles (one solo).

**2016 SEASON:** Played in 13 games...named a special teams captain by his Denver teammates...notched four special teams tackles...**vs. Carolina (9/8):** Recorded one tackle and one special teams tackle...**at San Diego (10/13):** Notched one pass defended and one special teams tackle.

**2015 SEASON:** Played in 15 games...tied for the Broncos team lead with nine special teams tackles...played in Denver's three postseason contests, leading the Broncos special teams units en route to the club's Super Bowl 50 victory...**vs. San Diego (1/3/16):** Tallied one tackle and one pass defended...**AFC Championship vs. New England (1/24/16):** Recorded two total tackles and one pass defended.

**2014 SEASON:** Saw action in 12 regular season games and one postseason contest...compiled 19 total tackles (18 solo) and four special teams stops...**at New York Jets (10/12):** Compiled a season-high four solo tackles...**vs. Miami (11/23):** Matched a season-high with four solo tackles.

**2013 SEASON:** Started two-of-14 games played in his rookie season...finished the campaign with 38 tackles (34 solo), nine passes defended, one forced fumble and two special teams tackles...also appeared in three postseason games...**at New York Giants (9/15):** Recorded two special teams tackles...**vs. Dallas (10/6):** Made his first career start...forced a WR Dez Bryant fumble, which lead to a Broncos touchdown...**vs. Jacksonville (10/13):** Notched his first career interception when he picked off Jaguars QB Chad Henne, returning it 10 yards, setting up a Denver touchdown on the ensuing drive.

**COLLEGE:** Started 32-of-49 in four seasons at South Florida...finished his career with 190 tackles (136 solo)...added two sacks for a loss of 39 yards as well as three interceptions...also tallied four forced fumbles and two fumble recoveries...was named first-team All-Big East as a senior in 2012, a season in which he became the Big East's only cornerback to lead his team in tackles... named second-team All-Big East as a junior after notching two interceptions.

**PERSONAL:** Played on offense and defense Monsignor Pace High School in Opa-locka, Fla...was a three-time All-Dade County selection...as a senior, recorded eight receiving touchdowns on offense as well as 65 tackles and seven forced fumbles on defense...graduated from USF with a health science degree.

# KAYVON WEBSTER NFL STATISTICS

## REGULAR SEASON

| Year          | Team   | G/S          | Tackles    |           |           | Sk         | Yds        | Interceptions |           |           |          | TD        | Fumbles  |          |          | Yds |
|---------------|--------|--------------|------------|-----------|-----------|------------|------------|---------------|-----------|-----------|----------|-----------|----------|----------|----------|-----|
|               |        |              | Total      | Solo      | Asst      |            |            | Int           | Yds       | Lg        | PD       |           | FF       | FR       |          |     |
| 2013          | Denver | 14/2         | 38         | 34        | 4         | 0.0        | 0.0        | 1             | 10        | 10        | 0        | 9         | 1        | 0        | 0        |     |
| 2014          | Denver | 12/0         | 19         | 18        | 1         | 0.0        | 0.0        | 0             | 0         | 0         | 0        | 2         | 0        | 0        | 0        |     |
| 2015          | Denver | 15/0         | 2          | 2         | 0         | 0.0        | 0.0        | 0             | 0         | 0         | 0        | 2         | 0        | 0        | 0        |     |
| 2016          | Denver | 13/0         | 5          | 4         | 1         | 0.0        | 0.0        | 0             | 0         | 0         | 0        | 1         | 0        | 0        | 0        |     |
| 2017          | RAMS   | 11/11        | 43         | 33        | 10        | 0.0        | 0.0        | 1             | 0         | 0         | 0        | 8         | 0        | 0        | 0        |     |
| <b>Totals</b> |        | <b>65/13</b> | <b>107</b> | <b>91</b> | <b>16</b> | <b>0.0</b> | <b>1.0</b> | <b>2</b>      | <b>10</b> | <b>10</b> | <b>0</b> | <b>22</b> | <b>1</b> | <b>0</b> | <b>0</b> |     |

ADDITIONAL CAREER STATISTICS: Special teams tackles: Broncos: 2016 (4), 2015 (9), 2014 (4), 2013 (4).

### SINGLE GAME HIGHS

Total Tackles – 7 (twice), last vs. Houston (11/13/17)  
 Interceptions – 1, (twice) last vs. Philadelphia (12/10/17)  
 Pass Defensed- 2, vs. twice, last vs. Seattle (10/8/17)

## KAYVON WEBSTER GAME-BY-GAME STATISTICS

### 2017 LOS ANGELES RAMS

| Game          | W/L        | P/S          | T         | S         | A         | Sk         | Yds        | Int      | Yds      | Lg       | TD       | PD       | FF       | FR       | Yds      |
|---------------|------------|--------------|-----------|-----------|-----------|------------|------------|----------|----------|----------|----------|----------|----------|----------|----------|
| IND 9/10      | W          | 1/1          | 2         | 1         | 1         | 0.0        | 0.0        | 0        | 0        | 0        | 0        | 0        | 0        | 0        | 0        |
| WAS 9/17      | L          | 0/0          |           |           |           | Inactive   |            |          |          |          |          |          |          |          |          |
| @SF 9/21      | W          | 0/0          |           |           |           | Inactive   |            |          |          |          |          |          |          |          |          |
| @DAL 10/1     | W          | 1/1          | 7         | 6         | 1         | 0          | 0          | 0        | 0        | 0        | 0        | 0        | 0        | 0        | 0        |
| SEA 10/8      | L          | 1/1          | 3         | 1         | 2         | 0          | 0          | 0        | 0        | 0        | 0        | 2        | 0        | 0        | 0        |
| @JAC 10/15    | W          | 1/1          | 6         | 6         | 0         | 0          | 0          | 0        | 0        | 0        | 0        | 0        | 0        | 0        | 0        |
| ARI 10/22     | W          | 1/1          | 2         | 2         | 0         | 0          | 0          | 0        | 0        | 0        | 1        | 0        | 0        | 0        | 0        |
| @NYG 11/5     | W          | 1/1          | 3         | 2         | 1         | 0          | 0          | 0        | 0        | 0        | 0        | 0        | 0        | 0        | 0        |
| HOU 11/12     | W          | 1/1          | 7         | 4         | 3         | 0          | 0          | 0        | 0        | 0        | 1        | 0        | 0        | 0        | 0        |
| @MIN 11/19    | L          | 1/1          | 4         | 2         | 2         | 0          | 0          | 0        | 0        | 0        | 0        | 0        | 0        | 0        | 0        |
| NO 11/26      | W          | 1/1          | 4         | 4         | 0         | 0          | 0          | 0        | 0        | 0        | 2        | 0        | 0        | 0        | 0        |
| @ARI 12/2     | W          | 1/1          | 2         | 2         | 0         | 0          | 0          | 0        | 0        | 0        | 1        | 0        | 0        | 0        | 0        |
| PHI 12/10     | L          | 1/1          | 3         | 3         | 0         | 0          | 0          | 1        | 0        | 0        | 1        | 0        | 0        | 0        | 0        |
| @SEA 12/17    | 0/0        | 0            | 0         | 0         | 0         | 0          | 0          | 0        | 0        | 0        | 0        | 0        | 0        | 0        | 0        |
| @TEN 12/24    | 0/0        | 0            | 0         | 0         | 0         | 0          | 0          | 0        | 0        | 0        | 0        | 0        | 0        | 0        | 0        |
| SF 12/31      | 0/0        | 0            | 0         | 0         | 0         | 0          | 0          | 0        | 0        | 0        | 0        | 0        | 0        | 0        | 0        |
| <b>TOTALS</b> | <b>9-4</b> | <b>11/11</b> | <b>43</b> | <b>33</b> | <b>10</b> | <b>0.0</b> | <b>0.0</b> | <b>1</b> | <b>0</b> | <b>0</b> | <b>8</b> | <b>0</b> | <b>0</b> | <b>0</b> | <b>0</b> |

### 2016 DENVER BRONCOS

| Game          | W/L        | P/S         | T        | S        | A        | Sk         | Yds      | Int      | Yds      | Lg       | TD       | PD       | FF       | FR       | Yds      |
|---------------|------------|-------------|----------|----------|----------|------------|----------|----------|----------|----------|----------|----------|----------|----------|----------|
| CAR 9/8       | W          | 1/0         | 1        | 1        | 0        | 0.0        | 0        | 0        | 0        | 0        | 0        | 0        | 0        | 0        | 0        |
| IND 9/18      | W          | 1/0         | 1        | 0        | 1        | 0.0        | 0        | 0        | 0        | 0        | 0        | 0        | 0        | 0        | 0        |
| @CIN 9/25     | W          | 1/0         | 0        | 0        | 0        | 0.0        | 0        | 0        | 0        | 0        | 0        | 0        | 0        | 0        | 0        |
| @TB 10/2      | W          | 1/0         | 0        | 0        | 0        | 0.0        | 0        | 0        | 0        | 0        | 0        | 0        | 0        | 0        | 0        |
| ATL 10/9      | L          | 0/0         |          |          |          | Inactive   |          |          |          |          |          |          |          |          |          |
| @SD 10/13     | L          | 1/0         | 0        | 0        | 0        | 0.0        | 0        | 0        | 0        | 0        | 0        | 1        | 0        | 0        | 0        |
| HOU 10/24     | W          | 1/0         | 1        | 1        | 0        | 0.0        | 0        | 0        | 0        | 0        | 0        | 0        | 0        | 0        | 0        |
| SD 10/30      | W          | 1/0         | 1        | 1        | 0        | 0.0        | 0        | 0        | 0        | 0        | 0        | 0        | 0        | 0        | 0        |
| @OAK 11/6     | L          | 0/0         |          |          |          | Inactive   |          |          |          |          |          |          |          |          |          |
| @NO 11/13     | W          | 1/0         | 1        | 0        | 1        | 0.0        | 0        | 0        | 0        | 0        | 0        | 0        | 0        | 0        | 0        |
| KC 11/27      | L          | 1/0         | 0        | 0        | 0        | 0.0        | 0        | 0        | 0        | 0        | 0        | 0        | 0        | 0        | 0        |
| @JAX 12/4     | W          | 1/0         | 0        | 0        | 0        | 0.0        | 0        | 0        | 0        | 0        | 0        | 0        | 0        | 0        | 0        |
| @TEN 12/11    | L          | 1/0         | 0        | 0        | 0        | 0.0        | 0        | 0        | 0        | 0        | 0        | 0        | 0        | 0        | 0        |
| NE 12/18      | L          | 1/0         | 0        | 0        | 0        | 0.0        | 0        | 0        | 0        | 0        | 0        | 0        | 0        | 0        | 0        |
| @KC 12/24     | L          | 1/0         | 0        | 0        | 0        | 0.0        | 0        | 0        | 0        | 0        | 0        | 0        | 0        | 0        | 0        |
| OAK 1/1/17    | W          | 0/0         | 0        | 0        | 0        | 0.0        | 0        | 1        | 0        | 0        | 0        | 0        | 0        | 0        | 0        |
| <b>TOTALS</b> | <b>9-7</b> | <b>13/0</b> | <b>5</b> | <b>4</b> | <b>1</b> | <b>0.0</b> | <b>0</b> | <b>0</b> | <b>0</b> | <b>0</b> | <b>0</b> | <b>1</b> | <b>0</b> | <b>0</b> | <b>0</b> |

### 2015 DENVER BRONCOS

| Game              | W/L         | P/S         | T        | S        | A        | Sk         | Yds        | Int      | Yds      | Lg       | TD       | PD       | FF       | FR       | Yds      |
|-------------------|-------------|-------------|----------|----------|----------|------------|------------|----------|----------|----------|----------|----------|----------|----------|----------|
| BAL 9/13          | W           | 1/0         | 0        | 0        | 0        | 0.0        | 0.0        | 0        | 0        | 0        | 0        | 0        | 0        | 0        | 0        |
| @KC 9/17          | W           | 1/0         | 0        | 0        | 0        | 0.0        | 0.0        | 0        | 0        | 0        | 0        | 0        | 0        | 0        | 0        |
| @DET 9/27         | W           | 0/0         | 0        | 0        | 0        | 0.0        | 0.0        | 0        | 0        | 0        | 0        | 0        | 0        | 0        | 0        |
| MIN 10/4          | W           | 1/0         | 0        | 0        | 0        | 0.0        | 0.0        | 0        | 0        | 0        | 0        | 0        | 0        | 0        | 0        |
| @OAK 10/11        | W           | 1/0         | 0        | 0        | 0        | 0.0        | 0.0        | 0        | 0        | 0        | 1        | 0        | 0        | 0        | 0        |
| @CLE 10/18        | W           | 1/0         | 0        | 0        | 0        | 0.0        | 0.0        | 0        | 0        | 0        | 0        | 0        | 0        | 0        | 0        |
| GB 11/1           | W           | 1/0         | 0        | 0        | 0        | 0.0        | 0.0        | 0        | 0        | 0        | 0        | 0        | 0        | 0        | 0        |
| @IND 11/8         | L           | 1/0         | 1        | 1        | 0        | 0.0        | 0.0        | 0        | 0        | 0        | 0        | 0        | 0        | 0        | 0        |
| KC 11/15          | L           | 1/0         | 0        | 0        | 0        | 0.0        | 0.0        | 0        | 0        | 0        | 0        | 0        | 0        | 0        | 0        |
| @CHI 11/22        | W           | 1/0         | 0        | 0        | 0        | 0.0        | 0.0        | 0        | 0        | 0        | 0        | 0        | 0        | 0        | 0        |
| NE 11/29          | W           | 1/0         | 0        | 0        | 0        | 0.0        | 0.0        | 0        | 0        | 0        | 0        | 0        | 0        | 0        | 0        |
| @SD 12/6          | W           | 1/0         | 0        | 0        | 0        | 0.0        | 0.0        | 0        | 0        | 0        | 0        | 0        | 0        | 0        | 0        |
| OAK 12/13         | L           | 1/0         | 0        | 0        | 0        | 0.0        | 0.0        | 0        | 0        | 0        | 0        | 0        | 0        | 0        | 0        |
| PIT 12/20         | L           | 1/0         | 0        | 0        | 0        | 0.0        | 0.0        | 0        | 0        | 0        | 0        | 0        | 0        | 0        | 0        |
| CIN 12/28         | W           | 1/0         | 0        | 0        | 0        | 0.0        | 0.0        | 0        | 0        | 0        | 0        | 0        | 0        | 0        | 0        |
| SD 1/3/16         | W           | 1/0         | 1        | 1        | 0        | 0.0        | 0.0        | 0        | 0        | 0        | 1        | 0        | 0        | 0        | 0        |
| <b>TOTAL</b>      | <b>12-4</b> | <b>15/0</b> | <b>2</b> | <b>2</b> | <b>0</b> | <b>0.0</b> | <b>0.0</b> | <b>0</b> | <b>0</b> | <b>0</b> | <b>2</b> | <b>0</b> | <b>0</b> | <b>0</b> | <b>0</b> |
| <b>POSTSEASON</b> |             |             |          |          |          |            |            |          |          |          |          |          |          |          |          |
| PIT 1/17/16       | W           | 1/0         | 0        | 0        | 0        | 0.0        | 0.0        | 0        | 0        | 0        | 0        | 0        | 0        | 0        | 0        |
| NE 1/24/16        | W           | 1/0         | 2        | 2        | 0        | 0.0        | 0.0        | 0        | 0        | 0        | 1        | 0        | 0        | 0        | 0        |
| CAR 2/7/16        | W           | 1/0         | 0        | 0        | 0        | 0.0        | 0.0        | 0        | 0        | 0        | 0        | 0        | 0        | 0        | 0        |
| <b>TOTAL</b>      | <b>3-0</b>  | <b>3/0</b>  | <b>2</b> | <b>2</b> | <b>0</b> | <b>0.0</b> | <b>0.0</b> | <b>0</b> | <b>0</b> | <b>0</b> | <b>1</b> | <b>0</b> | <b>0</b> | <b>0</b> | <b>0</b> |

### 2014 DENVER BRONCOS

| Game              | W/L         | P/S         | T         | S         | A        | Sk         | Yds        | Int      | Yds      | Lg       | TD       | PD       | FF       | FR       | Yds      |
|-------------------|-------------|-------------|-----------|-----------|----------|------------|------------|----------|----------|----------|----------|----------|----------|----------|----------|
| IND 9/7           | W           | 0/0         |           |           |          | Inactive   |            |          |          |          |          |          |          |          |          |
| KC 9/14           | W           | 1/0         | 2         | 2         | 0        | 0.0        | 0          | 0        | 0        | 0        | 0        | 0        | 0        | 0        | 0        |
| @SEA 9/21         | L           | 1/0         | 2         | 2         | 0        | 0.0        | 0          | 0        | 0        | 0        | 0        | 0        | 0        | 0        | 0        |
| ARI 10/5          | W           | 1/0         | 0         | 0         | 0        | 0.0        | 0          | 0        | 0        | 0        | 0        | 0        | 0        | 0        | 0        |
| @NYJ 10/12        | W           | 1/0         | 4         | 4         | 0        | 0.0        | 0          | 0        | 0        | 0        | 0        | 0        | 0        | 0        | 0        |
| SF 10/19          | W           | 1/0         | 2         | 1         | 1        | 0.0        | 0          | 0        | 0        | 0        | 0        | 0        | 0        | 0        | 0        |
| SD 10/23          | W           | 1/0         | 1         | 1         | 0        | 0.0        | 0          | 0        | 0        | 0        | 0        | 0        | 0        | 0        | 0        |
| @NE 11/2          | L           | 1/0         | 2         | 2         | 0        | 0.0        | 0          | 0        | 0        | 0        | 0        | 0        | 0        | 0        | 0        |
| @OAK 11/9         | W           | 1/0         | 0         | 0         | 0        | 0.0        | 0          | 0        | 0        | 0        | 0        | 0        | 0        | 0        | 0        |
| @STL 11/16        | L           | 1/0         | 0         | 0         | 0        | 0.0        | 0          | 0        | 0        | 0        | 0        | 0        | 0        | 0        | 0        |
| MIA 11/23         | W           | 1/0         | 4         | 4         | 0        | 0.0        | 0          | 0        | 0        | 0        | 0        | 0        | 0        | 0        | 0        |
| @KC 11/30         | W           | 0/0         |           |           |          | Inactive   |            |          |          |          |          |          |          |          |          |
| BUF 12/7          | W           | 0/0         |           |           |          | Inactive   |            |          |          |          |          |          |          |          |          |
| @SD 12/14         | W           | 0/0         |           |           |          | Inactive   |            |          |          |          |          |          |          |          |          |
| @CIN 12/22        | L           | 1/0         | 0         | 0         | 0        | 0.0        | 0          | 0        | 0        | 0        | 0        | 0        | 0        | 0        | 0        |
| OAK 12/28         | W           | 1/0         | 2         | 2         | 0        | 0.0        | 0          | 0        | 0        | 0        | 2        | 0        | 0        | 0        | 0        |
| <b>TOTALS</b>     | <b>12/4</b> | <b>12/0</b> | <b>19</b> | <b>18</b> | <b>1</b> | <b>0.0</b> | <b>0</b>   | <b>0</b> | <b>0</b> | <b>0</b> | <b>2</b> | <b>0</b> | <b>0</b> | <b>0</b> | <b>0</b> |
| <b>POSTSEASON</b> |             |             |           |           |          |            |            |          |          |          |          |          |          |          |          |
| PIT 1/17/16       | L           | 1/0         | 0         | 0         | 0        | 0.0        | 0.0        | 0        | 0        | 0        | 0        | 0        | 0        | 0        | 0        |
| <b>TOTALS</b>     | <b>0-1</b>  | <b>1/0</b>  | <b>0</b>  | <b>0</b>  | <b>0</b> | <b>0.0</b> | <b>0.0</b> | <b>0</b> | <b>0</b> | <b>0</b> | <b>0</b> | <b>0</b> | <b>0</b> | <b>0</b> | <b>0</b> |

### 2013 DENVER BRONCOS

| Game    | W/L | P/S | T | S   | A | Sk | Yds | Int | Yds | Lg | TD | PD | FF | FR | Yds |
|---------|-----|-----|---|-----|---|----|-----|-----|-----|----|----|----|----|----|-----|
| BAL 9/5 | W   | 1/0 | 1 | 1</ |   |    |     |     |     |    |    |    |    |    |     |



# 4 | GREG ZUERLEIN

**Position:** Kicker  
**Ht./Wt.:** 6-0/191  
**Birth Date:** 12/27/87  
**College:** Missouri Western  
**Hometown:** Lincoln, Neb.  
**Experience:** 5th year (5th Rams)  
**Acquired:** D6-2012

**Career GP/GS (Playoffs):** 92/0 (0/0)




**TRANSACTIONS:** Placed on injured/reserve (12/20/17)...re-signed with the Rams (3/15/17)...selected by St. Louis in the sixth round (150th overall) of the 2012 NFL Draft (4/28/12).

**PRO:** Fifth-year pro has played in 92 career games...earned his first Pro Bowl honor in 2018...converted 150-of-181 career field goals...leads the NFL in scoring with 158 points through Week 15...set the franchise record for most total points on the road in a single season, previously held by RB Marshall Faulk who had 78 points on the road in 2000. Zuerlein (20) has tied Jeff Wilkins for most field goals made on the road in a single season...converted 7-of-7 field goals, setting a franchise record for most field goals in a game in a 2017 Week 4 win at Dallas, earning him NFC special teams POW...set franchise record with 61-yard field goal at Minnesota (11/8/15)...broke the franchise record for 50-plus yard field goals in a season in 2012...made his first 15 field goal attempts of his career, a new franchise record for most consecutive field goals by a rookie...with seven field goals of 50 yards or more, he owns the team record in the category and ranked second all time among NFL rookies following the 2012 season...kicked the longest field goal by a rookie in league history (60 yards)...broke the franchise record for longest field goal (60 yards) and owns three of the four longest field goals in Rams history...became the first kicker in league history to kick a 50-plus and 60-plus yard field goal in the same game (vs. Seattle, 9/30/12).



Converted 7-of-7 Field Goal Attempts and two PATs on his way to being named NFC Special Teams Player of the Week



Connected on all five four field goal attempts...the Rams all-time single-200)...he has made 36 made in a season...he **Orleans Saints (11/26):** field goal of the season...

**2017 SEASON: Week 15 at Seattle Seahawks (12/17):** Converted two-of-two field goal attempts...set the franchise record for most total points on the road in a single season (pt. total on the road), previously held by RB Marshall Faulk who had 78 points on the road in 2000...also tied Jeff Wilkins (20) for most field goals made on the road in a single season...**Week 14 vs. Philadelphia Eagles (12/10):** extra point attempts...**Week 13 at Arizona Cardinals (12/3):** Converted four-of-his 143 points passed David Ray (130 in 1973) and Jeff Wilkins (131 in 2006) on season scoring list...he is now third on the list behind Marshall Faulk (160 in field goals this season, passing Josh Brown (33) for second-most field goals needs three field goals to tie the record (Jeff Wilkins, 39)...**Week 12 vs. New Orleans Saints (11/26):** Converted four-of-five field goal attempts...connected on his fifth 50-plus yard Zuerlein (129) passed former RB Marshall Faulk (128 in 2001) for fifth on the all-time single season point total list...**Week 11 at Minnesota Vikings (11/19):** Connected one-of-one on extra points...leads the league in scoring through Week 12 with 115 points and field goal percentage (96.6)...**Week 10 vs. Houston Texans (11/12):** Converted four-of-four field goals from 27, 33, 50, and 33 yards...**Week 9 at New York Giants (11/5):** Converted three-of-three field goals including a long of 47 yards...remains perfect on PATs this season after going six-for-six against the Giants...**Week 7 vs Arizona (10/22):** Converted four-of-four on field goals including a long of 53-yards...**Week 6 at Jacksonville (10/15):** Converted two-for-two on field goals including a season-long 56-yard field goal... **Week 5 vs. Seattle (10/8):** Converted a 35-yard field goal and had one failed attempt...connected on 19-consecutive field goal attempts dating back to 12/4/16, the longest streak of his career and tied for second-longest in franchise history. Former K Jeff Wilkins made 19-consecutive FGs in 2003 after connecting on 30-consecutive FG attempts from 199-2001...**Week 4 at Dallas (10/1):** Converted 7-of-7 field goals, setting a franchise record for most field goals in a game earning him NFC special teams POW...passed RB Marshall Faulk for fifth on the Rams' all-time scoring list...**Week 3 at San Francisco (9/21):** Converted two field goals with a long from 48 yards...successfully kicked five PATs... Zuerlein (512) passed

**NFC Special Teams Player of Week 4:** Greg "The Leg" Zuerlein is the first player in NFL history with a 60-yard and 50-yard field goal in the same game and the only player in league annals to make two field goals over 55 yards in a single game (vs. SEA, 9/30/12).

Named NFC Special Teams Player of the Week, following performance against Denver



WR Isaac Bruce (510) for sixth on the Rams' All-Time list. He trails RB Marshall Faulk (524) for fifth...**Week 2 vs. Washington (9/17):** Converted two-for-two field goals with a long from 40 yards...successfully kicked two PATs...**Week 1 vs. Indianapolis (9/10):** Converted three-for-three on field goal attempts...made a 50-yard field goal in the first quarter. His 19th career field goal of 50-plus yards...connected on all five PATs.

**2016 SEASON:** Finished with an 86.3 field goal percentage (19-of-22)...went perfect on the year in extra points (23-of-23)...currently ranks eighth in franchise history in total points scored (479)...**vs. Seattle (9/18):** Converted three-of-three field goals...**at Tampa Bay (9/25):** Converted on a 53-yard field goal, while tallying seven kickoffs, all of which were touchbacks...**vs. Buffalo (10/9):** Made four-of-four field goals, including a season-long

54-yard kick...**at New York Jets (11/13)**: Scored all nine of the team's points...made three-of-three field goals...now has 454 career points to move past former WR Torry Holt for eighth most career points in franchise history...**vs. Miami (11/20)**: Converted a 46-yard field goal...**at New England (12/4)**: Converted a 44-yard field goal...**vs. Arizona (1/1)**: Went two-for-two on field goal attempts, converting from 37 and 36 yards.

**2015 SEASON**: Converted 20 field goals...**vs. Detroit (12/13)**: Converted all three extra point attempts...**vs. Chicago (11/15)**: Made field goals of 26 and 38 yards...**at Minnesota (11/8)**: Made a 61-yard field goal that set a franchise record for longest field goal in Rams history and is also the longest field goal of the season in the NFL...his 53-yard conversion moved him past former Rams K Josh Brown for second-most 50-plus yard field goal conversions in franchise history with 16...also converted field goals of 35 and 45 yards...**vs. San Francisco (11/1)**: Made a 38-yard field goal and converted both extra point attempts...**vs. Cleveland (10/25)**: Made a 39-yard field goal and an extra point...**at Green Bay (10/11)**: Made a 42-yard field goal and three extra points...**at Arizona (10/4)**: Made a 30-yard field goal and three extra points...**vs. Pittsburgh (9/27)**: Made field goals of 49 and 27 yards...**at Washington (9/20)**: Made a 52-yard field goal and one extra point...**vs. Seattle (9/13)**: Made four extra points and two-of-two field goals including a 37-yard game-winner in overtime.

**2014 SEASON**: Finished the season converting 24-of-30 field goals and 34 extra points for 106 total points...converted five field goals of 50-plus yards for a career-high 71.4 percent...**at Tampa Bay (9/14)**: Converted four field goals of 36, 36, 46 and 38 yards out...the 38-yard field goal came with :38 second remaining in play, to help seal the win...**vs. Denver (11/16)**: Earned NFC Special Teams Player of the Week honors...converted field goal attempts of 37, 29, 22, 55 and 53 yards...**vs. New York Giants (12/21)**: Converted field goal of 51 and 20 yards.

**2013 SEASON**: **vs. Arizona (9/8)**: Made four-of-four field goals including a 48-yard game winning kick in the fourth quarter...**at Atlanta (9/15)**: Made one field goal from 29 yards...made three-of-three extra points...**at Dallas (9/22)**: Did not attempt any field goals...converted one-of-one extra points...**vs. San Francisco (9/26)**: Made one field goal from 40 yards...**vs. Jacksonville (10/6)**: Converted two-of-two field goals...**at Houston (10/6)**: Made one field goal from 42 yards...converted five-of-five extra points...recorded one special teams tackle...**at Carolina (10/20)**: Converted two-of-two field goals...**vs. Seattle (10/28)**: Converted three-of-four field goals...**vs. Tennessee (11/3)**: Did not convert a 44-yard field goal attempt...**at Indianapolis (11/10)**: Converted one field goal of 32 yards...made five-of-five extra points...**vs. Chicago (11/24)**: Converted field goals from 29 and 40 yards...made four-of-four extra points...**at San Francisco (12/1)**: Converted both field goal attempts from 43 and 34 yards...**at Arizona (12/8)**: Converted one field goal from 44 yards...**vs. New Orleans (12/15)**: Converted two-of-two field goals from 31 and 35 yards...tacked on three extra points...successfully converted an inside kick in the first quarter...**vs. Tampa Bay (12/22)**: Converted three-of-three field goal attempts from 54, 25 and 48 yards...marks a new season long...**at Seattle (12/29)**: Converted one field goal from 36 yards...moved into first place in franchise history in career field goal percentage (49/59, 83.1 percent).

**2012 SEASON**: Made seven field goals from 50 yards or more...broke the franchise record for 50+ yard field goals in a season...made his first 15 field goal attempts of his career and finished the year 23-for-31 overall...with seven field goals of 50 yards or more, he owns team record in the category and ranks second all time among NFL rookies...kicked the longest field goal by a rookie in league history (60 yds.)...broke the franchise record for longest field goal (60 yds.) and owns three of the four longest field goals in Rams history...in Week 4 became the first kicker in league history to kick a 50-plus and 60-plus yard field goal in the same game...set a new franchise record for most consecutive field goals by a rookie (15)...**at Chicago (9/23)**: Converted his first 50-plus yard field goal of his career, after clearing a 56-yard field goal...kick is good for second longest in franchise history, longest kick in Soldier Field history...scored all of the Rams' points (six) after hitting two-of-two field goals (56, 46)...**vs. Seattle (9/30)**: Converted a 60-yard field goal, which set a new franchise record and marked the second longest kick of the season in the NFL, behind San Francisco's David Akers who kicked a 63-yard field goal...kicked a career-high four field goals (58, 48, 60, 24)...tied for third place in franchise history for most 50-plus yard field goals made in a season with three...remains perfect on the year in field goals, going 12-for-12, marking the most consecutive field goals made by a Rams rookie in team history...**vs. Arizona (10/4)**: Hit his fourth field goal over 50 yards (53)...**at Miami (10/14)**: Converted 48- and 32-yard field goals in the first quarter to give him 15 consecutive field goals made to start his career...currently 10-for-12 on 40-plus yard field goals...**vs. San Francisco (12/2)**: Sent the team to overtime with a 53-yard field goal...converted a game-winning 54-yard field goal...only three other players have kicked field goals of at least 50 yards to send a game to overtime and then win it (Green Bay's Chris Jacke, 1996; Indianapolis' Mike Vanderjagt, 2002; Denver's Matt Prater, 2011)...he is the first NFL kicker to tie a game with a field goal of 50-plus yards as time expired in the fourth quarter and kick an overtime field goal of 50-plus yards in the same game...set a new NFL record for most field goals of 53 yards or longer (six) after hitting his game-winning 53-yarder, the previous best was set by Jason Hanson with five in 2008...he now has seven field goals of 50-plus yards, he's now one shy of tying Morten Anderson's NFL record of seven set in 1995 and later tied by Jason Hanson in 2008.

**COLLEGE**: Was named All-American by six different organizations following his senior season...three-time selection to First-Team All-Mid America Intercollegiate Athletic Association and also earned MIAA Special Teams Player of the year as a senior...finished his career at Missouri Western after transferring from Nebraska-Omaha when UNO dropped its football program.

**PERSONAL**: Played at Pius X High School in Lincoln...All-class, all-state selection as a placekicker as a junior and senior...set state mark for most field goals in a season with 12...converted 43-of-45 PATS and went 12-for-16 on FGs with a long of 52 yards...also lettered in soccer...a 2005 Sports Illustrated preseason high school All-American...majored in business...name is pronounced ZURR-line...participated in many community events, including the Taste of the NFL, Coach Fisher & Friends Celebrity Softball game and the All-Community Team Ticket program - 4th Down Fan Club.

# GREG ZUERLEIN NFL STATISTICS

## REGULAR SEASON

### Scoring

| Year          | Team | GP        | FG         | FGA        | Pct         | Lg        | Blk      | XPM        | XPA        | Pct         | Blk      | Pts        |
|---------------|------|-----------|------------|------------|-------------|-----------|----------|------------|------------|-------------|----------|------------|
| 2012          | RAMS | 16        | 23         | 31         | 74.2        | 60        | 0        | 26         | 26         | 100.0       | 0        | 95         |
| 2013          | RAMS | 16        | 26         | 28         | 92.9        | 54        | 0        | 34         | 34         | 100.0       | 0        | 112        |
| 2014          | RAMS | 16        | 24         | 30         | 80.0        | 56        | 1        | 34         | 35         | 97.1        | 0        | 106        |
| 2015          | RAMS | 14        | 20         | 30         | 66.7        | 61        | 2        | 26         | 28         | 92.9        | 1        | 86         |
| 2016          | RAMS | 16        | 19         | 22         | 86.4        | 54        | 0        | 23         | 23         | 100.0       | 0        | 80         |
| 2017          | RAMS | 14        | 38         | 40         | 95.0        | 56        | 0        | 44         | 46         | 95.7        | 0        | 158        |
| <b>TOTALS</b> |      | <b>92</b> | <b>150</b> | <b>181</b> | <b>82.9</b> | <b>61</b> | <b>3</b> | <b>187</b> | <b>192</b> | <b>97.4</b> | <b>1</b> | <b>637</b> |

### Field Goals

| Year          | Team | 1-19       | Pct          | 20-29        | Pct         | 30-39        | Pct         | 40-49        | Pct         | 50+          | Pct         |
|---------------|------|------------|--------------|--------------|-------------|--------------|-------------|--------------|-------------|--------------|-------------|
| 2012          | RAMS | 1/1        | 100.0        | 4/4          | 100.0       | 4/6          | 66.7        | 7/7          | 100.0       | 7/13         | 53.8        |
| 2013          | RAMS | 0/0        | 0            | 7/7          | 100.0       | 10/10        | 100.0       | 8/9          | 88.9        | 1/2          | 50.0        |
| 2014          | RAMS | 1/1        | 100.0        | 6/7          | 85.7        | 10/12        | 83.3        | 2/3          | 66.7        | 5/7          | 71.4        |
| 2015          | RAMS | 1/1        | 100.0        | 2/2          | 100.0       | 9/10         | 90.0        | 5/8          | 62.5        | 3/9          | 33.3        |
| 2016          | RAMS | 0/0        | 0.0          | 5/5          | 100.0       | 9/9          | 100.0       | 3/4          | 75.0        | 2/4          | 100.0       |
| 2017          | RAMS | 1/1        | 100.0        | 8-8          | 100.0       | 11/12        | 91.7        | 12/12        | 100.0       | 6/7          | 85.7        |
| <b>TOTALS</b> |      | <b>4/4</b> | <b>100.0</b> | <b>32/33</b> | <b>97.0</b> | <b>53/59</b> | <b>89.8</b> | <b>37/43</b> | <b>86.0</b> | <b>24/42</b> | <b>57.1</b> |

**Additional Career Statistics:** Special Teams Tackles: RAMS: 2015 (2) 2014 (1), 2013 (1). Total: (4).

### SINGLE GAME HIGHS

Field Goals Made- 7, at Dallas (10/1/17)  
 Field Goals Attempted- 7, at Dallas (10/1/17)  
 Longest- 61, @ Minnesota (11/8/15)

# GREG ZUERLEIN GAME-BY-GAME STATISTICS

## 2017 LOS ANGELES RAMS

| Game          | W/L         | Pts        | XP/XPA       | FG/FGA       | 1-19       | 20-29      | 30-39        | 40-49        | 50+        | Kick-By-Kick               |
|---------------|-------------|------------|--------------|--------------|------------|------------|--------------|--------------|------------|----------------------------|
| IND 9/10      | W           | 14         | 5/5          | 3/3          | 0/0        | 0/0        | 1/1          | 1/1          | 1/1        | 50, 35, 44                 |
| WAS 9/17      | L           | 8          | 2/2          | 2/2          | 0/0        | 0/0        | 1/1          | 1/1          | 0/0        | 32, 40                     |
| @SF 9/21      | W           | 11         | 5/5          | 2/2          | 1/1        | 0/0        | 0/0          | 1/1          | 0/0        | 48, 19                     |
| @DAL 10/1     | W           | 23         | 2/2          | 7/7          | 0/0        | 1/1        | 2/2          | 4/4          | 0/0        | 49, 44, 44, 30, 28, 43, 33 |
| SEA 10/8      | L           | 4          | 1/1          | 1/2          | 0/0        | 0/0        | 1/2          | 0/0          | 0/0        | 35, 36WR                   |
| @JAC 10/15    | W           | 9          | 3/3          | 2/2          | 0/0        | 1/1        | 0/0          | 0/0          | 1/1        | 56, 29                     |
| ARI 10/22     | W           | 15         | 3/3          | 4/4          | 0/0        | 1/1        | 2/2          | 0/0          | 1/1        | 23, 33, 53, 34             |
| @NYG 11/5     | W           | 15         | 6/6          | 3/3          | 0/0        | 1/1        | 0/0          | 2/2          | 0/0        | 27, 46, 47                 |
| HOU 11/12     | W           | 15         | 3/3          | 4/4          | 0/0        | 1/1        | 2/2          | 0/0          | 1/1        | 27, 33, 50, 33             |
| @MIN 11/19    | L           | 1          | 1/1          | 0/0          | 0/0        | 0/0        | 0/0          | 0/0          | 0/0        |                            |
| NO 11/26      | W           | 14         | 2/2          | 4/5          | 0/0        | 1/1        | 0/0          | 2/2          | 1/2        | 50, 63SH, 46, 49, 26       |
| @ARI 12/2     | W           | 14         | 2/3          | 4/4          | 0/0        | 2/2        | 0/0          | 1/1          | 1/1        | 56, 20, 24, 41             |
| PHI 12/10     | L           | 5          | 0/0          | 0/0          | 0/0        | 0/0        | 0/0          | 0/0          | 0/0        |                            |
| @SEA 12/17    | W           | 10         | 4/5          | 2/2          | 0/0        | 0/0        | 2/2          | 0/0          | 0/0        | 36, 31                     |
| @TEN 12/24    | I           |            |              |              |            |            |              |              |            |                            |
| SF 12/31      | I           |            |              |              |            |            |              |              |            |                            |
| <b>TOTALS</b> | <b>10-4</b> | <b>158</b> | <b>44/46</b> | <b>38/40</b> | <b>1/1</b> | <b>8/8</b> | <b>11/12</b> | <b>12/12</b> | <b>6/7</b> |                            |

## 2016 LOS ANGELES RAMS

| Game          | W/L         | Pts       | XP/XPA       | FG/FGA       | 1-19       | 20-29      | 30-39      | 40-49      | 50+        | Kick-By-Kick   |
|---------------|-------------|-----------|--------------|--------------|------------|------------|------------|------------|------------|----------------|
| @SF 9/12      | L           | 0         | 0/0          | 0/0          | 0/0        | 0/0        | 0/0        | 0/0        | 0/0        |                |
| SEA 9/18      | W           | 9         | 0/0          | 3/3          | 0/0        | 1/1        | 1/1        | 1/1        | 0/0        | 39, 28, 47     |
| @TB 9/25      | W           | 7         | 4/4          | 1/1          | 0/0        | 0/0        | 0/0        | 0/0        | 1/1        | 53             |
| @ARI 10/2     | W           | 5         | 2/2          | 1/1          | 0/0        | 1/1        | 0/0        | 0/0        | 0/0        | 29             |
| BUF 10/9      | L           | 13        | 1/1          | 4/4          | 0/0        | 1/1        | 2/2        | 0/0        | 1/1        | 37, 32, 54, 22 |
| @DET 10/16    | L           | 4         | 4/4          | 0/0          | 0/0        | 0/0        | 0/0        | 0/0        | 0/0        |                |
| NYG 10/23     | L           | 4         | 1/1          | 1/1          | 0/0        | 0/0        | 1/1        | 0/0        | 0/0        | 36             |
| CAR 11/6      | L           | 4         | 1/1          | 1/3          | 0/0        | 1/1        | 0/0        | 0/0        | 0/2        | 55WR, 55WR, 25 |
| @NYJ 11/13    | W           | 9         | 0/0          | 3/3          | 0/0        | 1/1        | 2/2        | 0/0        | 0/0        | 20, 38, 34     |
| MIA 11/20     | L           | 4         | 1/1          | 1/2          | 0/0        | 0/0        | 0/0        | 1/2        | 0/0        | 46, 48LU       |
| @NO 11/27     | L           | 3         | 3/3          | 0/0          | 0/0        | 0/0        | 0/0        | 0/0        | 0/0        |                |
| @NE 12/4      | L           | 4         | 1/1          | 1/1          | 0/0        | 0/0        | 0/0        | 1/1        | 0/0        | 44             |
| ATL 12/11     | L           | 2         | 2/2          | 0/0          | 0/0        | 0/0        | 0/0        | 0/0        | 0/0        |                |
| @SEA 12/15    | L           | 3         | 0/0          | 1/1          | 0/0        | 0/0        | 1/1        | 0/0        | 0/0        | 36             |
| SF 12/24      | L           | 3         | 3/3          | 0/0          | 0/0        | 0/0        | 0/0        | 0/0        | 0/0        |                |
| ARI 1/1/17    | L           | 6         | 0/0          | 2/2          | 0/0        | 0/0        | 2/2        | 0/0        | 0/0        | 37, 36         |
| <b>TOTALS</b> | <b>4-12</b> | <b>80</b> | <b>23/23</b> | <b>19/22</b> | <b>0/0</b> | <b>5/5</b> | <b>9/9</b> | <b>3/4</b> | <b>2/4</b> |                |



# GREG ZUERLEIN GAME-BY-GAME STATISTICS CONTINUED

| 2015 ST. LOUIS RAMS |            |           |              |              |            |            |             |            |            |                       |
|---------------------|------------|-----------|--------------|--------------|------------|------------|-------------|------------|------------|-----------------------|
| Game                | W/L        | Pts       | XP/XPA       | FG/FGA       | 1-19       | 20-29      | 30-39       | 40-49      | 50+        | Kick-By-Kick          |
| SEA 9/13            | W          | 10        | 4/4          | 2/2          | 0/0        | 0/0        | 2/2         | 0/0        | 0/0        | 33, 37                |
| @WAS 9/20           | L          | 4         | 1/1          | 1/1          | 0/0        | 0/0        | 0/0         | 0/0        | 1/1        | 52                    |
| PIT 9/27            | L          | 6         | 0/0          | 2/2          | 0/0        | 1/1        | 0/0         | 1/1        | 0/0        | 49, 27                |
| @ARI 10/4           | W          | 6         | 3/3          | 1/1          | 0/0        | 0/0        | 1/1         | 0/0        | 0/0        | 30                    |
| @GB 10/11           | L          | 4         | 1/1          | 1/4          | 0/0        | 0/0        | 0/0         | 1/1        | 0/3        | 42, 50B, 53WL, 63WL   |
| CLE 10/25           | W          | 6         | 3/3          | 1/3          | 0/0        | 0/0        | 1/2         | 0/0        | 0/1        | 39, 63WR, 35WR        |
| SF 11/1             | W          | 5         | 2/2          | 1/2          | 0/0        | 0/0        | 1/1         | 0/1        | 0/0        | 38, 40B               |
| @MIN 11/8           | L          | 12        | 0/0          | 4/5          | 0/0        | 0/0        | 1/1         | 1/2        | 2/2        | 61, 35, 45, 48WR, 53  |
| CHI 11/15           | L          | 7         | 1/1          | 2/2          | 0/0        | 1/1        | 1/1         | 0/0        | 0/0        | 26, 38                |
| @BAL 11/22          | L          | 1         | 1/2          | 0/0          | 0/0        | 0/0        | 0/0         | 0/0        | 0/1        | 52WR                  |
| @CIN 11/29          | L          |           |              |              | Inactive   |            |             |            |            |                       |
| ARI 12/6            | W          |           |              |              | Inactive   |            |             |            |            |                       |
| DET 12/13           | W          | 3         | 3/3          | 0/0          | 0/0        | 0/0        | 0/0         | 0/0        | 0/0        | 0/0                   |
| TB 12/17            | W          | 7         | 4/4          | 1/1          | 1/1        | 0/0        | 0/0         | 0/0        | 0/0        | 19                    |
| @SEA 12/27          | W          | 5         | 2/3          | 1/1          | 0/0        | 0/0        | 0/0         | 1/1        | 0/0        | 42                    |
| @SF 1/3/16          | L          | 10        | 1/1          | 3/5          | 0/0        | 0/0        | 2/2         | 1/2        | 0/1        | 33, 32, 44, 52WR, 48B |
| <b>TOTAL</b>        | <b>7-9</b> | <b>71</b> | <b>23/24</b> | <b>20/30</b> | <b>1/1</b> | <b>2/2</b> | <b>9/10</b> | <b>5/8</b> | <b>3/9</b> |                       |

| 2014 ST. LOUIS RAMS |             |            |              |              |            |            |              |            |            |                    |
|---------------------|-------------|------------|--------------|--------------|------------|------------|--------------|------------|------------|--------------------|
| Game                | W/L         | Pts        | XP/XPA       | FG/FGA       | 1-19       | 20-29      | 30-39        | 40-49      | 50+        | Kick-By-Kick       |
| MIN 9/8             | L           | 6          | 0/0          | 2/3          | 0/0        | 0/0        | 0/0          | 1/1        | 1/2        | 50WL, 56, 46       |
| @TB 9/14            | W           | 13         | 1/1          | 4/4          | 0/0        | 0/0        | 3/3          | 1/1        | 0/0        | 36, 35, 46, 38     |
| DAL 9/21            | L           | 7          | 4/4          | 1/1          | 0/0        | 1/1        | 0/0          | 0/0        | 0/0        | 28                 |
| @PHI 10/5           | L           | 4          | 4/4          | 0/0          | 0/0        | 0/0        | 0/0          | 0/0        | 0/0        |                    |
| SF 10/13            | L           | 5          | 2/2          | 1/1          | 0/0        | 0/0        | 1/1          | 0/0        | 0/0        | 38                 |
| SEA 10/19           | W           | 4          | 4/4          | 0/1          | 0/0        | 0/0        | 0/0          | 0/0        | 0/1        | 52                 |
| @KC 10/26           | L           | 1          | 1/1          | 0/1          | 0/0        | 0/0        | 0/1          | 0/0        | 0/0        | 38WR               |
| @SF 11/2            | W           | 7          | 1/1          | 2/2          | 0/0        | 0/0        | 2/2          | 0/0        | 0/0        | 37, 39             |
| @ARI 11/9           | L           | 2          | 2/2          | 0/0          | 0/0        | 0/0        | 0/0          | 0/0        | 0/0        |                    |
| DEN 11/16           | W           | 16         | 1/1          | 5/5          | 0/0        | 2/2        | 1/1          | 0/0        | 2/2        | 37, 29, 22, 55, 53 |
| @SD 11/23           | L           | 6          | 3/3          | 1/2          | 0/0        | 1/1        | 0/0          | 0/1        | 0/0        | 22, 46B            |
| OAK 11/30           | W           | 10         | 7/7          | 1/1          | 0/0        | 0/0        | 1/1          | 0/0        | 0/0        | 38                 |
| @WAS 12/7           | W           | 4          | 1/2          | 1/3          | 0/0        | 0/1        | 1/2          | 0/0        | 0/0        | 28WR, 38WR, 34     |
| ARI 12/11           | L           | 6          | 0/0          | 2/2          | 1/1        | 1/1        | 0/0          | 0/0        | 0/0        | 24, 19             |
| NYG 10/21           | L           | 9          | 3/3          | 2/2          | 0/0        | 1/1        | 0/0          | 0/0        | 1/1        | 51, 20             |
| @SEA 10/28          | L           | 6          | 0/0          | 2/2          | 0/0        | 0/0        | 1/1          | 0/0        | 1/1        | 33, 52             |
| <b>TOTAL</b>        | <b>6-10</b> | <b>106</b> | <b>34/35</b> | <b>24/30</b> | <b>1/1</b> | <b>6/7</b> | <b>10/12</b> | <b>2/3</b> | <b>5/7</b> |                    |

| 2013 ST. LOUIS RAMS |            |            |              |              |            |            |              |            |            |                  |
|---------------------|------------|------------|--------------|--------------|------------|------------|--------------|------------|------------|------------------|
| Game                | W/L        | Pts        | XP/XPA       | FG/FGA       | 1-19       | 20-29      | 30-39        | 40-49      | 50+        | Kick-By-Kick     |
| ARI 9/9             | W          | 13         | 1/1          | 4/4          | 0/0        | 1/1        | 2/2          | 1/1        | 0/0        | 36, 25, 38, 48   |
| @ATL 9/15           | L          | 6          | 3/3          | 1/1          | 0/0        | 1/1        | 0/0          | 0/0        | 0/0        | 29               |
| @DAL 9/22           | L          | 1          | 1/1          | 0/0          | 0/0        | 0/0        | 0/0          | 0/0        | 0/0        |                  |
| SF 9/26             | L          | 3          | 0/0          | 1/1          | 0/0        | 0/0        | 0/0          | 1/1        | 0/0        | 40               |
| JAC 10/6            | W          | 10         | 4/4          | 2/2          | 0/0        | 0/0        | 2/2          | 0/0        | 0/0        | 32, 37           |
| @HOU 10/13          | W          | 8          | 5/5          | 1/1          | 0/0        | 0/0        | 0/0          | 1/1        | 0/0        | 42               |
| @CAR 10/20          | L          | 7          | 1/1          | 2/2          | 0/0        | 1/1        | 0/0          | 1/1        | 0/0        | 28, 42           |
| SEA 10/28           | L          | 9          | 0/0          | 3/4          | 0/0        | 2/2        | 1/1          | 0/0        | 0/1        | 33, 28, 27, 50WR |
| TEN 11/3            | L          | 3          | 3/3          | 0/1          | 0/0        | 0/0        | 0/0          | 0/1        | 0/0        | 44WR             |
| @IND 11/10          | W          | 8          | 5/5          | 1/1          | 0/0        | 0/0        | 1/1          | 0/0        | 0/0        | 32               |
| CHI 11/24           | W          | 10         | 4/4          | 2/2          | 0/0        | 1/1        | 0/0          | 1/1        | 0/0        | 29, 40           |
| @SF 12/1            | L          | 7          | 1/1          | 2/2          | 0/0        | 0/0        | 1/1          | 1/1        | 0/0        | 43, 34           |
| @ARI 12/8           | L          | 4          | 1/1          | 1/1          | 0/0        | 0/0        | 0/0          | 1/1        | 0/0        | 44               |
| NO 12/15            | W          | 9          | 3/3          | 2/2          | 0/0        | 0/0        | 2/2          | 0/0        | 0/0        | 31, 35           |
| TB 10/22            | W          | 11         | 2/2          | 3/3          | 0/0        | 1/1        | 0/0          | 1/1        | 1/1        | 54, 25, 48       |
| @SEA 10/29          | L          | 3          | 0/0          | 1/1          | 0/0        | 0/0        | 1/1          | 0/0        | 0/0        | 36               |
| <b>TOTAL</b>        | <b>7-9</b> | <b>112</b> | <b>34/34</b> | <b>26/28</b> | <b>0/0</b> | <b>7/7</b> | <b>10/10</b> | <b>8/9</b> | <b>1/2</b> |                  |

| 2012 ST. LOUIS RAMS |              |           |              |              |            |            |            |            |             |                          |
|---------------------|--------------|-----------|--------------|--------------|------------|------------|------------|------------|-------------|--------------------------|
| Game                | W/L          | Pts       | XP/XPA       | FG/FGA       | 1-19       | 20-29      | 30-39      | 40-49      | 50+         | Kick-By-Kick             |
| @DET 9/9            | L            | 11        | 2/2          | 3/3          | 0/0        | 1/1        | 0/0        | 2/2        | 0/0         | 48, 29, 46               |
| WAS 9/16            | W            | 11        | 2/2          | 3/3          | 0/0        | 0/0        | 2/2        | 1/1        | 0/0         | 9, 33, 42                |
| @CHI 9/23           | L            | 6         | 0/0          | 2/2          | 0/0        | 0/0        | 0/0        | 1/1        | 1/1         | 56, 46                   |
| SEA 9/30            | W            | 13        | 1/1          | 4/4          | 0/0        | 1/1        | 0/0        | 1/1        | 2/2         | 58, 48, 60, 24           |
| ARI 10/4            | W            | 5         | 2/2          | 1/1          | 0/0        | 0/0        | 0/0        | 0/0        | 1/1         | 53                       |
| @MIA 10/14          | L            | 6         | 0/0          | 2/5          | 0/0        | 0/0        | 1/2        | 1/1        | 0/2         | 48, 32, 52WL, 37WL, 66WL |
| GB 10/21            | L            | 8         | 2/2          | 2/2          | 0/0        | 0/0        | 0/0        | 1/1        | 1/1         | 50, 43                   |
| NE 10/28            | L            | 1         | 1/1          | 0/0          | 0/0        | 0/0        | 0/0        | 0/0        | 0/0         |                          |
| @SF 11/11           | T            | 6         | 3/3          | 1/2          | 0/0        | 1/1        | 0/0        | 0/0        | 0/1         | 27, 58WR                 |
| NYJ 11/18           | L            | 1         | 1/1          | 0/0          | 0/0        | 0/0        | 0/0        | 0/0        | 0/0         |                          |
| @ARI 11/25          | W            | 7         | 4/4          | 1/2          | 1/1        | 0/0        | 0/1        | 0/0        | 0/0         | 35WL, 19                 |
| SF 12/2             | W            | 6         | 0/0          | 2/3          | 0/0        | 0/0        | 0/0        | 0/0        | 2/3         | 58WR, 53, 54             |
| @BUF 12/9           | W            | 1         | 1/1          | 0/0          | 0/0        | 0/0        | 0/0        | 0/0        | 0/0         |                          |
| MIN 12/16           | L            | 2         | 2/2          | 0/0          | 0/0        | 0/0        | 0/0        | 0/0        | 0/1         | 57WR                     |
| @TB 12/23           | W            | 4         | 4/4          | 0/0          | 0/0        | 0/0        | 0/0        | 0/0        | 0/0         |                          |
| @SEA 12/30          | L            | 7         | 1/1          | 2/3          | 0/0        | 1/1        | 1/1        | 0/0        | 0/1         | 51WR, 39, 25             |
| <b>TOTAL</b>        | <b>7-8-1</b> | <b>95</b> | <b>26/26</b> | <b>23/31</b> | <b>1/1</b> | <b>4/4</b> | <b>4/6</b> | <b>7/7</b> | <b>7/13</b> |                          |