



# ST. LOUIS RAMS



## WEEK 9

**St. Louis Rams (4-3) at Minnesota Vikings (5-2)**

Sunday, November 8, 2015 • TCF Bank Stadium • Noon CT



### 2015 SCHEDULE

<b>Sept. 13</b>	<b>Seattle</b>	W, 34-31 (OT)	
Sept. 20	@ Washington	L, 24-10	
<b>Sept. 27</b>	<b>Pittsburgh</b>	L, 12-6	
Oct. 4	@ Arizona	W, 24-22	
Oct. 11	@ Green Bay	L, 24-10	
Oct. 18	BYE		
<b>Oct. 25</b>	<b>Cleveland</b>	W, 24-6	
<b>Nov. 1</b>	<b>San Francisco</b>	W, 27-6	
Nov. 8	@ Minnesota	Noon	Fox
<b>Nov. 15</b>	<b>Chicago</b>	Noon	Fox
Nov. 22	@ Baltimore	Noon	Fox
Nov. 29	@ Cincinnati	Noon	Fox
<b>Dec. 6</b>	<b>Arizona</b>	Noon	Fox
<b>Dec. 13</b>	<b>Detroit</b>	Noon	Fox
<b>Dec. 17</b>	<b>Tampa Bay (Thurs.)</b>	7:25 p.m.	NFLN
Dec. 27	@ Seattle	3:25 p.m.	Fox
Jan. 3	@ San Francisco	3:25 p.m.	Fox

### RAMS MEDIA HUB

Visit the Rams Newsroom and media website at [media.stlouisrams.com](http://media.stlouisrams.com) and follow us @STLouisRams

### MEDIA AVAILABILITY

<b>TUES., NOV. 3</b>	Practice: Media Viewing Period - 4:40-5 p.m. Open Locker Room: 5:45 - 6:30 p.m. RB Todd Gurley Available
<b>WED., NOV. 4</b>	Practice 2:40 - 4:30 p.m. Fisher, Cignetti Available on field QB Nick Foles Available Open Locker Room: 4:30 - 5:15 p.m. Conference Calls: Mike Zimmer- 9:45 a.m. RB Adrian Peterson - 11:15 a.m.
<b>THURS., NOV. 5</b>	No Availability
<b>FRI., NOV. 6</b>	Practice 11:45 a.m. - 1:30 p.m. Coach Fisher Available on field Defensive Coordinator G. Williams Available Open Locker Room: 1:30 - 2:15 p.m.
<b>SAT., NOV. 7</b>	Travel Day - No Availability
<b>SUN., NOV. 8</b>	Rams at Vikings Noon - Edward Jones Dome

### RAMS SEEK THIRD-STRAIGHT VICTORY



WR Tavon Austin

Following back-to-back home victories, the St. Louis Rams hit the road in Week 9 in search of a third-straight win as they visit the Minnesota Vikings.

Minnesota leads the all-time series with the Rams, 14-20-2 and has won the last three meetings with St. Louis, including a Week 1 contest at the Edward Jones Dome in last season's opener.

The Rams have ridden a power running game and tenacious defense to a 3-1 record in their last four games. Led by rookie RB Todd Gurley, the Rams are third in the NFL in rushing offense as a team, and Gurley ranks fifth individually. They've also been aided by WR Tavon Austin, who scored twice last week to give him seven total touchdowns which is tied for second most in the NFL this season.

Defensively, St. Louis enters Week 9 ranked fourth in points allowed per game (17.9), sixth in total yards allowed per game (328.1), ninth in rushing defense (98.1 yards/game) and tenth in passing defense (230 yards/game). The Rams are tied for second with 26 sacks as a team as well.

### RAMS PUBLIC RELATIONS

ARTIS TWYMAN:	SENIOR DIRECTOR, COMMUNICATIONS ATwyman@Rams.NFL.com - 314-516-8759
JULIA FARON:	MANAGER, MEDIA RELATIONS JFaron@Rams.NFL.com - 314-516-8766
CASEY PEARCE:	MANAGER, MEDIA INFORMATION CPearce@Rams.NFL.com - 314-516-8765
TIFFANY WHITE:	COMMUNICATIONS COORDINATOR TWhite@Rams.NFL.com - 314-516-8770

### BROADCAST INFORMATION



#### TELEVISION:

**Fox - KTVI 2 St. Louis**  
**Play-By-Play:** Thom Brennaman  
**Color Analyst:** Charles Davis  
**Sideline Analyst:** Tony Siragusa



#### RAMS RADIO:

**WXOS, 101.1 FM**  
**Play-By-Play:** Steve Savard  
**Color Analyst:** D'Marco Farr  
**Sideline Reporter:** Will Witherspoon



## WEEK 9: ST. LOUIS RAMS AT MINNESOTA VIKINGS



### NOTABLE CONNECTIONS

#### Former Rams:

- Vikings offensive coordinator **Norv Turner** was an assistant with the Rams from 1985-90.
- Vikings Secondary Coach **Jerry Gray** played for the Rams from 1985-91.
- Vikings Assistant Offensive Line Coach **Hank Fraley** played for the Rams in 2010.
- Vikings Assistant Secondary Coach **Jonathan Gannon** was a scout with the Rams from 2009-11.
- Vikings **QB Shaun Hill** started eight games for the Rams in 2014.

#### Former Vikings:

- Rams **QB Shaun Hill** signed with the Vikings as an undrafted rookie free agent in 2002 and played with the club until 2005.
- Rams WR Coach **Ray Sherman** coached Minnesota's quarterbacks from 1995-97 and returned to serve as offensive coordinator in 1999.
- Rams Defensive Assistant/Quality Control **Jeff Imamura** was a defensive assistant with the Vikings from 2006-13.

#### St. Louis Ties:

- Vikings Head Coach **Mike Zimmer** began his coaching career as an assistant at Missouri.

#### Minnesota Ties:

- Rams **LB James Laurinaitis** hails from Plymouth, Minn.
- Rams Senior Assistant **Tony Pastors** is a Minneapolis native.

#### Coaching Connections:

- Vikings Secondary Coach **Jerry Gray** was an assistant on **Jeff Fisher's** staff in Tennessee. Gray also worked with Rams Assistant Head Coach **Dave McGinnis**, Defensive Coordinator **Gregg Williams** and LB Coach **Frank Bush** with the Titans.
- Vikings Offensive Coordinator **Norv Turner** was Rams Head Coach **Jeff Fisher's** position coach when Fisher was a player at USC.
- Williams and Bush worked together in Buffalo and Washington.
- Rams General Manager **Les Snead**, Director of Player Personnel **Taylor Morton** and Director of Pro Personnel **Ran Carthon** worked with Vikings Head Coach **Mike Zimmer** with the Atlanta Falcons.
- Zimmer worked with Rams WR Coach **Ray Sherman** with the Cowboys.

#### College Teammate Connections:

- Rams **TE Cory Harkey** with Vikings **LB Anthony Barr** and **P Jeff Locke** at UCLA.
- Rams **TE Jared Cook** with Vikings **LB Jasper Sanks** and **CB Captain Munnerlyn** at South Carolina.
- Rams **P Johnny Hekker** and **QB Sean Mannion** with Vikings **DE Scott Crichton** at Oregon State.
- Rams **S T.J. McDonald** and Vikings **TE Rhett Ellison**, **T Matt Kalil** and **DE Everson Griffen** at USC.
- Rams **CB Janoris Jenkins** and **CB Marcus Roberson** with Vikings **DT Sharif Floyd** at Florida.
- Rams **DBs Lamarcus Joyner** with Vikings **DB Xavier Rhodes** at Florida State.
- Rams **G Jamon Brown** and Vikings **QB Teddy Bridgewater** at Louisville.
- Rams **DT Aaron Donald** and Vikings **T T.J. Clemmings** at Pittsburgh.

### BY THE NUMBERS

4

Number of consecutive 100-yard games for RB Todd Gurley, who is the first Ram since Steven Jackson in 2009 to reach the century mark in four-straight games

7

Number of total touchdowns for Tavon Austin this season: four receiving, two rushing and one via punt return.

26

Number of sacks for the Rams this season, tied for the second most in the NFL.

50

Number of career sacks for DE Robert Quinn, who reached the half-century mark last week.

103

Number of consecutive starts for James Laurinaitis, the second longest active streak among NFL linebackers.

### SACK ATTACK

Armed with five former first-round draft picks, one of the Rams' biggest strengths is their defensive line. That strength has shown itself in the team's ability to get to the opposing quarterback.

Last week, the Rams sacked Colin Kaepernick three times, hit him 11 and pressured him 14 times. In a Week 7 win over Cleveland, they dropped Josh McCown four times and forced fumbles on two of them.

In Week 4, they got to Carson Palmer four times after Arizona had allowed just one sack in its first three games. St. Louis sacked Russell Wilson six times in a Week 1 win and got to Pittsburgh quarterbacks five times in Week 3.



DT Aaron Donald

DE Robert Quinn leads the Rams with 5.0 sacks, while fellow Pro Bowler DT Aaron Donald has 4.5. DE Ethan Westbrooks has one in each of the last two weeks, and DE William Hayes enjoyed a two-sack performance in the win over the Browns.

On the year, the Rams have 26 sacks, which is tied for second most in the NFL, just three off of Denver's league-leading pace.

Since Jeff Fisher took over in 2012, the Rams have recorded 171 sacks as a team. That's the most in the NFL over that time period.

#### Most Team Sacks, 2012-present

	Sacks
1. St. Louis Rams	171
2. Denver Broncos	163
3. Buffalo Bills	158
4. Carolina Panthers	157
5. Green Bay Packers	155



# WEEK 9: ST. LOUIS RAMS AT MINNESOTA VIKINGS



## RAMS-VIKINGS 2015 TEAM COMPARISON

	RAMS	VIKINGS
Record .....	4-3	5-2
Division Standing .....	2	2
Turnover Margin .....	+3	+1

### OFFENSE

Net Yards Per Game .....	311.6	325.7
Yards Per Play .....	5.7	5.2
Points Per Game .....	19.3	21.0
Possession Average .....	27:31	30:46
Net Rushing Yards Per Game .....	132.0	131.0
Net Passing Yards Per Game .....	179.6	194.7
Had Intercepted .....	5	5
Sacks Allowed/Yards .....	11/73	20/163
Fumbles/Lost .....	10/5	9/3
Third Down Pct. ....	25.9	36.7
Giveaways .....	10	8

### DEFENSE

Net Yards Per Game .....	328.1	334.0
Yards Per Play .....	5.0	5.5
Points Per Game .....	17.9	17.4
Opposing Possession Average .....	32:29	29:14
Net Rushing Yards Per Game .....	98.1	104.7
Net Passing Yards Per Game .....	230.0	229.3
Interceptions/Yards .....	5/44	4/134
Sacks/Yards .....	26/126	18/117
Opponent Fumbles/Lost .....	10/8	7/5
Third Down Pct. ....	34.0	32.9
Takeaways .....	13	9

### SPECIAL TEAMS

Punts-Average Yards (Gross) .....	48.8	41.2
Punts-Average Yards (Net) .....	43.7	38.9
Punt Return Yards-Average Per .....	11.3	11.5
Punt Return Yards-Average Per Allowed .....	7.5	4.0
Kickoff Return Yards-Average Per .....	22.4	23.9
Kickoff Return Yards-Average Per Allowed .....	23.5	24.0
Field Goals Made/Attempted .....	9/15	17/19

### PENALTIES

Penalties Against/Yards .....	56/431	39/340
Opponent Penalties Against/Yards .....	52/440	46/373

## RAMS-VIKINGS 2015 INDIVIDUAL COMPARISON

RAMS	VIKINGS
<b>PASSING YARDS</b>	
N. Foles.....1,310	T. Bridgewater ..... 1,526

<b>RUSHING YARDS</b>	
T. Gurley.....575	A. Peterson.....633
T. Austin .....141	J. McKinnon .....106
T. Mason.....95	T. Bridgewater ..... 76

<b>RECEIVING YARDS</b>	
T. Austin .....285	S. Diggs .....419
J. Cook .....245	M. Wallace .....292
K. Britt .....224	J. Wright.....180
S. Bailey .....169	K. Rudolph .....145

<b>POINTS SCORED</b>	
T. Austin .....42	B. Walsh.....63
G. Zuerlein.....41	A. Peterson..... 18
T. Gurley.....18	K. Rudolph ..... 18

<b>SACKS</b>	
R. Quinn .....5.0	E. Griffen .....4.5

<b>DEFENSIVE TACKLES</b>	
A. Ogletree.....55	H. Smith .....44
T. McDonald .....49	E. Kendricks .....42
M. Barron .....44	A. Barr .....35

<b>KICKOFF RETURNS (YARDS PER RETURN)</b>	
B. Cunningham ..... 11 (23.8)	C. Patterson .....15 (24.7)

<b>PUNT RETURNS (YARDS PER RETURN)</b>	
T. Austin ..... 12 (11.3)	M. Sherels..... 7 (11.5)

<b>FIELD GOALS</b>	
G. Zuerlein..... 9/15 (.600)	B. Walsh..... 17/19 (.894)

<b>PUNTS (GROSS/NET AVG.)</b>	
J. Hekker..... 39 (48.8/43.7)	J. Locke .....26 (41.2/38.9)

## RED ZONE = RED LIGHT

The Rams' defense has been at its best this season when it has had it's back against the wall.

Last week, the 49ers reached the Rams' defensive red zone just once, and as has happened with many St. Louis opponents early this season, they were forced to settle for a field goal.

On the season, opponents have scored touchdowns on just 31.3 percent of their trips inside the Rams' 20 yard line. That's the best total in the NFL.



DT Michael Brockers

### 2015 NFL Red Zone Defense

	Pct. TD Scored
<b>1. St. Louis Rams</b>	<b>31.3</b>
2. Cincinnati Bengals	43.8
3. New York Jets	44.4
4. Minnesota Vikings	45.0
5. Carolina/Seattle	47.4



# 2015 RAMS EXPECTED STARTERS

## OFFENSE

**WR Kenny Britt** – Third among Rams with 224 yards on the season. Set up a touchdown with a 41-yard catch in win over Cleveland. Set a new career high with 48 receptions in 2014 and led Rams with 748 receiving yards.

**LT Greg Robinson** – Second overall pick in 2014 NFL Draft made 19th-consecutive start last week. Started the final 12 games of last season: three at left guard and nine at left tackle. First-Team All-SEC and Second-Team All-American in final season with SEC Champion Auburn.

**LG Garrett Reynolds** – Seventh-year replaced injured Rodger Saffold in the lineup in Week 7 and has two starts this season. Has started 29 games (23 at right guard) and appeared in 59. Joined Rams this offseason after stints in Atlanta and Detroit.

**C Tim Barnes** – Won starting center job in training camp. Made 11th career start last week. Fourth-year pro originally joined Rams practice squad in 2011 before securing roster spot.

**RG Jamon Brown** – Third-round draft pick started first five NFL games at left guard before moving to right side in Week 7. Started 60 games during collegiate career at Louisville. Named second-team All-ACC as a senior last season.

**RT Rob Havenstein** – Second-round pick has started at right tackle in each of first seven NFL games. Named first-team All-Big 10 and second-team All-American by The Sporting News and USA Today in 2014. Tied Wisconsin record with 54 games played.

**TE Jared Cook** – Caught two passes for 57 yards vs. 49ers to give him 19 for 245 on the year. Led team in receptions in 2014 for the second-consecutive season (52).

**TE Lance Kendricks** – Caught two passes for seven yards last week to give him 9 rec. for 96 yards on the season. Caught 37-yard touchdown pass in Week 1. Caught 27 passes for 259 yards in 2014.

**WR Tavon Austin** – Caught four passes for 98 yards and rushed three times for 21 yards while scoring twice in win over 49ers. Has seven total scores on the season, tied for second most in NFL. Scored on a 75-yard punt return and a 16-yard rush in Week 1 win and was named NFC Special Teams Player of the Week.

**QB Nick Foles** – Passed for 191 yards and a touchdown with no interceptions in Week 8 win. Has 1,310 yards, seven touchdowns and five interceptions this season. Has thrown 53 touchdown passes and 22 interceptions in 31 career starts.

**RB Todd Gurley** - Has gained 100 yards in three consecutive games, including 128 last week. Rushed for 159 yards on 30 carries in Week 5. Made first career start in Week 4 and rushed for 146 yards on 19 carries. Tenth-overall pick in April's draft.

### KEY CONTRIBUTORS

**RB Tre Mason** – Rushed for 46 yards on 15 carries vs. 49ers and has 35 carries for 95 yards on the year. Finished second among all NFL rookies with 765 rushing yards last season.

**WR Stedman Bailey** – Has 10 receptions for 169 yards and a touchdown on the season.

**RB Benny Cunningham** – Third among Rams with 16 catches and fifth with 167 receiving yards this season. Gained 122 yards from scrimmage in Week 1 - 45 rushing and 77 receiving. Led the NFC and finished fifth in the NFL in kick return average (27.5) in 2014.

**TE Cory Harkey** – Bruising tight end/fullback serves as lead blocker in the run game. Caught eight passes for 55 yards and a touchdown a year ago. Also scored a two point conversion on a fake PAT.

## DEFENSE

**LDE William Hayes** – Had four QB pressures last week. Made his first start of the season and recorded 2.0 sacks and two forced fumbles in win over Browns. Tallied seven tackles (one for loss) in Week 1 vs. Seahawks. Started nine games in 2014 in place of injured Chris Long.

**LDT Aaron Donald** – Leads Rams with 11 tackles for loss and 21 QB pressures. Second on team with 4.5 sacks. Led all NFL rookies in sacks in 2014 with 9.0 sacks to set a new Rams rookie record. Named to Pro Bowl last season.

**RDT Michael Brockers** – Posted six tackles (two for loss) in win over San Francisco and recorded second sack of the season. Has eight tackles for loss on the year. Started all 16 games and finished second among Rams defensive linemen with 73 tackles in 2014.

**RDE Robert Quinn** – Leads team with 5.0 sacks after dropping Colin Kaepernick last week. Posted 2.0 sacks against Seattle to give him 13 multi-sack games since 2012. Led Rams with 10.5 sacks in 2014, his third-consecutive season in double digits in the category.

**WLB Mark Barron** – Recorded a team-high 11 tackles (two for loss) vs. 49ers. Set a career high with 19 tackles in win over Browns and forced two fumbles. Former seventh-overall selection by Tampa Bay played in nine games with St. Louis in 2014.

**MLB James Laurinaitis** – Tallied five tackles in win over San Francisco. Intercepted a pass and had nine tackles in Week 5. Notched first sack of season to go along with five tackles and a forced fumble in Week 4 win at Arizona. In Week 3, passed Merlin Olsen to become franchise's all-time leading tackler. Posted sixth-consecutive 100-tackle season (168) in 2014.

**SLB Akeem Ayers** – Broke up three passes in over 49ers. Recovered a fumble in win over Cleveland. Has 18 total tackles this season. Signed with the Rams this offseason after spending 2014 with the Titans and Patriots. Has started 52 games in five NFL seasons.

**LCB Trumaine Johnson** – Made five tackles and broke up a pass in Week 8. Grabbed second interception of the season and had four tackles at Green Bay. Posted nine tackles, two pass breakups and a fumble recovery in win over Cardinals. Led the Rams with three interceptions in 2014.

**RCB Janoris Jenkins** – Had two pass breakups vs. 49ers. Forced a fumble and broke up two passes vs. Cleveland. Has two interceptions, 30 tackles and four pass breakups while starting all six games. Has 5 INT/TDs on his career, tied for most in Rams history.

**SS T.J. McDonald** – Posted four tackles vs. San Francisco. Forced a fumble and recorded eight tackles in win over Browns. Led Rams with 10 tackles at Green Bay. His 53 stops are second most among Rams this season. Third among Rams with 136 tackles in 2014.

**FS Rodney McLeod** – Scored first career touchdown on fumble recovery in win over Cleveland. Has 39 tackles on the year. Forced a fumble that led to a Rams touchdown in win at Arizona. Has now started 37 straight games. Notched 96 tackles, six passes defended and two forced fumbles to go with two interceptions in 2014.

### KEY CONTRIBUTORS

**DE Eugene Sims** – Recovered a fumble in Week 7 victory. Missed Weeks 2-4 due to knee injury. Sacked Russell Wilson on Seattle's final drive to force overtime in Week 1. Recorded a career-high 24 QB pressures and posted 45 total tackles, 3.0 sacks and a fumble recovery in 2014.

**DB Lamarcus Joyner** – Has 42 tackles and 2.0 sacks. Second-round pick played in 10 games with one start in 2014. Had 48 tackles, one sack and three passes defended.

**DT Nick Fairley** – Posted six tackles in win over 49ers. Recovered a fumble and had a tackle for loss last week. Has 16 tackles, four QB pressures and a half sack on the season. Former first-round draft pick of Detroit signed with the Rams this offseason.

**DE Ethan Westbrooks** – Recorded a sack in each of the last two weeks, his first two sacks of his career. Has 15 tackles and six QB pressures on the season.



## FINISHING MOVES

With a 20-6 lead heading into the fourth quarter Sunday, the Rams didn't need Todd Gurley to hammer home a victory. Gurley had just eight yards in the final frame as Tre Mason got most of the work.

This season, however, Gurley has been the NFL's best back in the fourth quarter.

Two weeks ago, he sealed a victory over the Browns with a 16-yard fourth-quarter touchdown.

Despite playing in just five games, he leads all NFL running backs in fourth quarter rushing with 221 yards.



RB Todd Gurley

In the Rams' win at Arizona, Gurley ran nine times for 106 yards in the fourth quarter with runs of 52, 30 and 20 yards. His 30-yard carry could have resulted in his first career touchdown, but with the Rams clinging to a two-point lead in the final minute, Gurley went to the ground and gave himself up rather than giving Arizona another possession.

His 106 rush yards are the most in the fourth quarter by a Rams player since Eric Dickerson's 124 on November 25, 1984. His total was the most by a Ram in any quarter since Marshall Faulk posted 143 in the first quarter of a contest on November 11, 2001.

On the season, Gurley has an NFL-best six runs of 10+ yards in the fourth quarter.

### Most 4th Quarter Rushing Yards, 2015 Season

	Games	Yards
1. Todd Gurley, STL	5	221
2. Justin Forsett, BAL	8	200
3. Giovani Bernard, CIN	7	193
4. Le'Veon Bell, PIT	6	162
5. Davonta Freeman, ATL	8	156

## GURLEY'S THE MAN

Nearly 10 months after suffering an injury that ended his collegiate career, Rams RB Todd Gurley made his NFL debut in Week 3 of the season, and he didn't waste time showing why he was coveted so early in the draft.

Gurley is one of just six running backs in the last 10 years to be drafted in the top 10. He was highly coveted by the Rams after a stellar career at Georgia.

In just 30 games with the Bulldogs, Gurley rushed for 100 or more yards 18 times. He scored 44 rushing touchdowns and gained 3,285 yards on the ground. Both of those numbers are second in school history, trailing only former Heisman Trophy winner Herschel Walker. Gurley averaged 6.4 yards per carry during his collegiate career and caught 65 passes.



RB Todd Gurley

### Running Backs Drafted in the top 10 since 2006

Player, College	Year	NFL Team	Overall Selection
T. Gurley, Georgia	2015	Rams	10
T. Richardson, Alabama	2013	Browns	3
C.J. Spiller, Clemson	2010	Bills	9
D. McFadden, Arkansas	2008	Raiders	4
A. Peterson, Oklahoma	2007	Vikings	7
R. Bush, USC	2006	Saints	2

## NICE START, ROOKIE

Rams rookie RB Todd Gurley needed one game to get his feet under him. Since then, it's been smooth sailing for the 10th-overall pick in April's draft.

Gurley gained just nine yards on six carries in his NFL debut in Week 3. He then exploded for 146 in Week 4 to help the Rams beat the Arizona Cardinals, and he bested that with 159 a week later at Green Bay. He paced the Rams with 128 yards on just 19 carries in their Week 7 win over Cleveland and scored his first two NFL touchdowns.



RB Todd Gurley

It was much of the same last week as he ran for 133 yards on 20 carries, including a 71-yard touchdown run, in a win over San Francisco.

With 575 total rushing yards, Gurley leads all rookies and ranks fifth among all players this season in the category.

Gurley's physical running style sees him fight for every last yard, and his ability to break off big runs and get the most out of short ones has put him among the NFL leaders in yards per carry this season.

### 2015 NFL Leaders, Yards Per Carry

	Rushes	Yards	Yards/Carry
1. Todd Gurley, STL	94	575	6.12
2. Ryan Mathews, PHI	56	342	6.11
3. Giovani Bernard, CIN	78	439	5.63
4. Lamar Miller, MIA	79	434	5.49
5. Thomas Rawls, SEA	69	376	5.45

## HONOR ROLL

RB Todd Gurley has proven to be the big-play threat the Rams thought they were getting when they drafted him early in the first round.

Five games into his career, here are a few of Gurley's notable accomplishments:

- He's the first rookie in NFL history to rush for 125 yards or more in four-consecutive games.

- His 566 yards are the most by a back in his first four career starts during the Super Bowl era.

- He ranks fifth in the NFL in rushing yards (575), first in yards per carry (6.12) and first in yards per game (115).

- His seven runs of 20 yards or more are tied for second in the NFL.

- His five runs of 30 yards or more leads the NFL and his 15 runs of 10 or more yards is tied for sixth.

- Last week, Gurley was named the NFL's Offensive Rookie of the Month for October after he rushed for 433 yards and two touchdowns in three games.

- He was voted the NFL's Pepsi Rookie of the Week after rushing for 146 yards in the team's win over Arizona.



RB Todd Gurley

## RUSHING ROBERT

Rams DE Robert Quinn has been to the Pro Bowl each of the last two seasons, and he's off to a good start in pursuit of a third selection.

Quinn recorded his team-leading fifth sack of the season last week and swatted down two Colin Kaepernick passes. His three forced fumbles are tied for second most in the NFL this season.

In Week 1, Quinn recorded 2.0 sacks, two QB pressures and two QB hits to help the Rams defeat Seattle. It was his 13th multi-sack game of his career.



DE Robert Quinn

In addition to seeking a third-straight Pro Bowl, Quinn is also aiming for a fourth-straight year of reaching double digits in sacks. Last year, Quinn became the first Rams defender to go to consecutive Pro Bowls since CB Jerry Gray did so in 1988-89.

Quinn has developed a knack for getting the ball out of the opponents' hands. Since becoming a full-time starter in 2012, he has forced 16 fumbles, which gives him the most forced fumbles in the NFL in that time frame.

### Most Forced Fumbles, 2012-present


	<u>Forced Fumbles</u>
1. Robert Quinn, STL	16
2t. Charles Tillman, CHI/CAR	13
2t. Ryan Kerrigan, WAS	13
2t. J.J. Watt, HOU	13
5t. Elvis Dumervil, DEN/BAL	11
5t. Charles Johnson, CAR	11

## ON THE MARK

Mark Barron recently entered the Rams' starting lineup, and he has made his impact felt, particularly the last two weeks in St. Louis victories.

Barron led the Rams with 11 tackles last week against San Francisco. Two of those resulted in lost yardage for the 49ers.

A week earlier, Barron recorded a career-high 19 tackles, which is the most by any Ram in a game since 2001. Coaches also credited Barron with two tackles for loss, two forced fumbles and a quarterback hit.



S/LB Mark Barron

While Barron played safety in college and during his first three NFL seasons, he's being deployed much like a linebacker in the Rams' current scheme. When LB Alec Ogletree suffered an injury in Week 4, Barron stepped in to the starting position on the weak side, and he played all 75 snaps last week.

Prior to Ogletree's injury, Barron was a regular contributor in the Rams' sub packages on defense. He's tied for the team lead with 55 tackles, five pass breakups and a sack this season.


Barron entered the NFL with the Tampa Bay Buccaneers, who drafted him with the seventh overall pick in 2012. He was traded to the Rams midway through the 2014 campaign in exchange for a fourth and sixth round picks in the 2015 draft. Barron played in nine games with the Rams in 2014 and had 3.0 sacks while contributing to the team's sub packages.

## LUCKY NUMBER 13

Rams DT Aaron Donald was as hot as any NFL defender late last season, and early in 2015, he's picked up right where he left off.

Donald recorded six QB pressures and two tackles for loss in last week's win over the 49ers. He has 4.5 sacks and leads the Rams with 11 tackles for loss this season. He has at least a half sack in 10 of his last 14 games.

In Week 1, Donald was named NFC Defensive Player of the week after he posted 2.0 sacks and 11 tackles, including two tackles for loss. On one of those, he combined with DT Michael Brockers to stop RB Marshawn Lynch for a one-yard loss on 4th-and-1 in overtime.



DT Aaron Donald

The Rams felt lucky to snag Donald with the 13th pick in the draft. Donald went to the Pro Bowl and was the NFL's Defensive Rookie of the year.

Donald's 9.0 sacks led all NFL rookies in the category and were second most amongst all NFL defensive tackles. He also posted a team-high 17 tackles for loss and coaches credited him with 32 QB pressures and 12 QB hits. His 9.0 sacks are the most ever by a Rams rookie regardless of position. He forced two fumbles and made a significant impact on the St. Louis defense.

Since the start of Donald's rookie season, he's among the league's best defensive tackles when it comes to getting to the quarterback.

### Most Sacks by a Defensive Tackle, 2014-15

	<u>Sacks</u>
1. Aaron Donald, STL	13.5
2. Gerald McCoy, TB	13.0
3. Marcel Dareus, BUF	11.0
4. Ndamukong Suh, DET/MIA	10.5
5. Three tied	8.5

## MAN IN THE MIDDLE

James Laurinaitis became the answer to a trivia question last month. What player ended Aaron Rodgers' streak of 587 passes at Lambeau Field without an interception? That would be the Rams' middle linebacker.

Since 2009, only three linebackers - DeAndre Levy, Paul Posluszny and Sean Lee - have more interceptions than Laurinaitis' 10. Also since 2009, the year the Rams made Laurinaitis a second-round pick, he's the only player in the NFL with 15 or more sacks and 10 or more interceptions.


Laurinaitis has reached the 100 tackle mark in each of his first six NFL seasons, and with 42 this year, he's on pace to do so once again.

Laurinaitis has been durable throughout his career. He's started 1023 straight games, the second-longest active streak among NFL linebackers. Because of his ability to play the run and pass, he rarely leaves the field. He's played every Rams defensive snap this season.

Earlier this season, Laurinaitis passed Hall of Famer and 14-time Pro Bowler Merlin Olsen to become the Rams' all-time leading tackler.

### Most Tackles, Rams History

	<u>Tackles</u>
1. James Laurinaitis, 2009-present	948
2. Merlin Olsen, 1962-76	915
3. Jack Reynolds, 1970-80	897
4. Deacon Jones, 1961-71	896



LB James Laurinaitis



## BEST IN CLASS



DE Robert Quinn

For teams in need of impact pass rushers, the 2011 NFL Draft was certainly the place to find one.

In the top 16 picks, there were seven "front seven" players selected. Six of those players have at least 30 sacks, including Robert Quinn.

With the 14th pick, the Rams were fortunate to snag Quinn, who boasts 49.0 career sacks. Quinn came off the board after Von Miller (53.0 sacks), J.J. Watt (65.5) and Aldon Smith (45.5), and each player has made a name for himself.

Quinn has certainly stood out among his peers. He finished sixth in the NFC in the category last year and he led the conference with 19.0 sacks in 2013. Since coming into the NFL in 2011, Quinn is seventh in sacks. Since the start of the 2012 season, only two players have more sacks than Quinn.

### Most Sacks Since Start of 2012

	Sacks
1. J.J. Watt, HOU*	60.0
2. Justin Houston, KC	48.5
3. Robert Quinn, STL*	45.0
4. Cameron Wake, MIA	42.0
5. Von Miller, DEN	41.5

\*2011 First Round Pick

## TAKE IT AWAY & MAKE 'EM PAY



CB Janoris Jenkins

Throughout the season, the Rams' defense has set their offense up by taking away the football.

In their Week 7 win over Cleveland, the Rams scored 17 of their 24 points following takeaways by their defense as capitalized on three of their four fumble recoveries.

In the team's Week 4 win at Arizona, the Rams came away with three total takeaways and scored on all three of them.

On the season, the Rams have forced 13 turnovers and have scored following 10 of them. Of the Rams' 108 points scored this year, 50 have come following a defensive takeaway, meaning 37.5 percent of their total points have come off turnovers. That's the third-highest percentage of any team in the NFL. The 50 points off turnovers are the seventh most in the NFL this season.

The Rams are +3 in turnover ratio this season, tied for eighth in the NFL. Here's a look at how the Rams have cashed in:

### Takeaway

T. Johnson Interception vs. SEA  
A. Ogltree Forced Fumble at WAS  
J. Jenkins Interception vs. PIT  
M. Barron Forced Fumble at ARI  
J. Jenkins Interception at ARI  
R. McLeod Forced Fumble at ARI  
T. Johnson Interception at GB  
J. Jenkins Forced Fumble vs. CLE  
W. Hayes Forced Fumble vs. CLE  
T. McDonald Forced Fumble vs. CLE

### Scoring Play


33-yd. G. Zuerlein FG  
K. Britt 40-yard TD Catch  
49-yd. Greg Zuerlein FG  
T. Austin 12-yard TD Catch  
30-yd. G. Zuerlein FG  
S. Bailey 18-yard TD Catch  
42-yd. G. Zuerlein FG  
20-yard R. McLeod Fumble Return  
39-yd. G. Zuerlein FG  
T. Gurley 1-yd. TD Run

## IN GOOD STANDING

The Rams continued a string of stellar defensive play last week as they held San Francisco to just 189 total yards, the sixth-best performance in a game by any NFL defense this season.

The 49ers were able to manage just 38 rushing yards, which is tied for the seventh lowest output in a game this season by any team.

St. Louis has allowed just 12 points in their last two games and have gone nine-consecutive quarters without allowing a touchdown.



S.T.J. McDonald and CB Trumaine Johnson

The Rams are among the NFL leaders in multiple defensive categories this season.

Category	Number	NFL Rank
Total Defense	328.1 yards/game	6
Points Allowed	17.9 points/game	4
Run Defense	98.1 yards/game	9
Pass Defense	230 yards/game	10
Red Zone Defense	31.3 pct TD rate	1
Sacks	26	2t

## RETURN TO SENDER

It's safe to say that CB Janoris Jenkins' fourth NFL season has been his best to date.

In the team's Week 7 win over Cleveland, Jenkins forced a fumble that led to a Rams field goal and broke up two passes. In his previous outing, Jenkins didn't record a single statistic, but that was for good reason: he was targeted just once in the passing game and allowed zero completions.



CB Janoris Jenkins

Jenkins is tied for the team lead with two interceptions but he's still looking for his first touchdown of the year.

With five interceptions returned for touchdowns in his career, he's tied for the franchise record in the category.

In just three seasons, Jenkins equaled the Rams' career record for interceptions returned for touchdowns. Ed Meador (1959-70) and LeRoy Irvin (1980-89) each had five career interception returns for touchdowns. Jenkins has nine total interceptions for his career.

As a rookie, Jenkins recovered a fumble in the end zone in an overtime win over San Francisco. That gives Jenkins six total defensive touchdowns during his two plus seasons in the NFL, which is the most defensive scores by any player during that time frame.

In 2012, Jenkins turned in one of the best seasons by a rookie corner in NFL history. With three interceptions returned for touchdowns in 2012, Jenkins tied the NFL rookie record in the category. He shares the mark with Hall of Famers Ronnie Lott and Lem Barney.

### Most Defensive Touchdowns since 2012

	TDs
1. Janoris Jenkins, STL	6
2. Aqib Talib, NE/DEN	5
3t. Captain Munnerlyn, CAR/MIN	4
3t. William Gay, PIT/ARI	4



## RATINGS ARE IN

Since Nick Foles became a full-time starter during the 2013 season, his numbers are among the best in the NFL.

Foles' combined numbers over the past two seasons plus seven games this season put him sixth in yards per attempt (7.81) and ninth in passer rating (96.2) during that time frame. His 17 interceptions during that time are the seventh fewest among quarterbacks with at least 500 attempts.

Over the last three seasons (2013-15), Foles has posted an 18-7 record as a starter. His win percentage of 72.0 is the seventh best in the NFL over that time period.

Foles earned Pro Bowl honors in 2013 following one of the best seasons in Eagles history. He passed for 2,891 yards in just 13 games and tossed 27 touchdown passes with only two interceptions. He completed 64 percent of his passes and added three rushing touchdowns.

In just his ninth career start, Foles threw seven touchdown passes in a win at Oakland. He's one of just seven quarterbacks in NFL history to throw seven scoring strikes in a game. For the season, Foles posted a passer rating of 119.2 in 2013, the highest in Eagles history and the third best single-season total in NFL history.

### Foles Ranking among Starting QBs, 2013-present NFL Rank

Yards Per Attempt - 7.81	7
Passer Rating - 96.2	9
Fewest Interceptions - 17	7
TD/INT Ratio - 2.76	6
Winning Percentage - 72.0	7



QB Nick Foles

## TAVON AWESOME

Whether it's throwing it to him, handing it to him, or forcing the opponent to punt it to him, the Rams find ways to get the ball in the hands of Tavon Austin.

Last week, Austin caught four passes for 98 yards and a touchdown and had a two-yard rushing touchdown as well.

Austin has scored seven touchdowns this season, which is tied for second most in the NFL. He's found the end zone three different ways: four receiving touchdowns, two rushing and one on a punt return.

Austin's 75-yard punt return in Week 1 was just the third longest of his career. He's the only player in NFL history with a punt return of 75 or more yards in each of his first three seasons. Austin needs just one more punt return for touchdown to tie the Rams' all-time record. Henry Ellard and LeRoy Irvin currently hold the mark at four.

Now in his third NFL season, Austin has 16 career touchdowns: seven receiving, four rushing and three punt returns.

### Most Career Touchdowns by WRs, 2013 Draft

	<u>Touchdowns</u>
<b>1t. Tavon Austin, STL</b>	16
1t. Keenan Allen, SD	16
3. Terrance Williams, DAL	15
4. DeAndre Hopkins, HOU	14
5. Cordarrelle Patterson, MIN	11

### 2015 NFL Leaders, Total Touchdowns

	<u>Touchdowns</u>
1. Devonta Freeman, ATL	10
<b>2t. Tavon Austin, STL</b>	<b>7</b>
2t. Odell Beckham, NYG	7
2t. Rob Gronkowski, NE	7
2t. Larry Fitzgerald, ARI	7
2t. Julio Jones, ATL	7



WR/PR Tavon Austin

## SIR LANCE (SCORES) A LOT

With every touchdown catch, TE Lance Kendricks moves closer to Rams history.

In Week 1, the former Wisconsin Badger caught a 37-yard touchdown pass from Nick Foles that tied the game with 53 seconds remaining. He totaled two receptions for 42 yards in the victory.

The game-tying score was his 14th career touchdown catch, and he's now tied for fourth in franchise history among tight ends in the category. Kendricks tied Troy Drayton (14, 1993-96) in Week 1 and is now just four behind the franchise leader, Damone Johnson (18, 1986-92).

Throughout his five seasons in St. Louis, Kendricks has been a reliable target. He finished the 2012 season with 42 receptions for 519 yards and four touchdowns. His 519 receiving yards were at the time the most by a Rams tight end since the team moved to St. Louis in 1995. Teammate Jared Cook surpassed those totals in 2013.

### Rams All-Time Leaders, TDs by a Tight End

	<u>Touchdowns</u>
1. Damone Johnson, 1986-92	18
2. Billy Traux, 1964-70	16
3. Bob Klein, 1969-76	15
4. Troy Drayton, 1993-96	14
<b>4t. Lance Kendricks, 2011-present</b>	<b>14</b>



TE Lance Kendricks

## BIG CATCH BRITT

The Rams only added four veterans in free agency this spring, but one of the biggest moves they made involved re-signing one of their own.

After WR Kenny Britt led the Rams with 748 receiving yards in 2014, he signed a two-year contract to remain with the Rams.

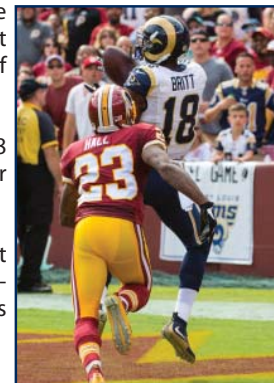
In the team's win over Cleveland, Britt caught a 41-yard pass to set up a Todd Gurley touchdown. On the same drive, he drew a pass interference penalty that aided the drive.

On the season, Britt is third among Rams with 224 receiving yards and he's fourth on the team with 12 receptions.

Britt's 48 receptions last year set a new career high and were second most among St. Louis pass catchers. He turned in two 100-yard games.

For his career, Britt has averaged 15.7 yards per reception. He finished the 2014 campaign at 15.6, which was the 10th highest per catch average in the NFL last season. Nine of his 48 catches went for 25 or more yards, a number that led all Rams receivers.

Britt's seventh NFL season is his second in St. Louis. He spent his first five professional campaigns with the Tennessee Titans, where he played three seasons under Rams Head Coach Jeff Fisher.



WR Kenny Britt

## A TRU PLAYMAKER

CB Trumaine Johnson has been among the best in his draft class when it comes to getting his hands on the football.

Johnson, who played collegiately at Montana, was the sixth cornerback taken in the 2012 NFL Draft, but he has the second most interceptions among defenders in his draft class and tied for first among Class of 2012 cornerbacks.

Last month in Green Bay, Johnson provided a diving interception off of Aaron Rodgers that set up a Rams field goal. In Week 1, Johnson provided a pivotal play when he intercepted Russell Wilson on a diving catch to rip the ball away from the receiver.



CB Trumaine Johnson

Despite missing seven games with a knee injury last season, Johnson led the Rams with three interceptions. He and Janoris Jenkins are tied for the team lead with two each this season.

Johnson has 35 tackles and five passes defended to go along with his two interceptions this season.

### Most Interception, 2012 Draft Class

1. Harrison Smith, MIN

**2t. Trumaine Johnson, STL**

2t. Logan Ryan, NE

**3t. Janoris Jenkins, STL**

3t. Casey Hayward, GB

### INTs

11

**10**

10

**9**

9

## COUNT IT ALL FOR LOSS

Not only are the Rams tied for second in the league with 26 sacks, they're also among the league leaders in negative plays on defense.

The Rams have been credited with 63 total negative plays - 36 against the run and 27 against the pass. Their 63 total negative plays is tied for second in the NFL, while their 36 negative plays against the run is tied for third best.

In last week's win over San Francisco, the Rams created 11 total negative plays - 7 against the run, three sacks and one short pass that resulted in a loss.



DT Aaron Donald

DT Aaron Donald leads the Rams with 11 tackles for loss in the run game. StatsPass.com has given Donald 6.5 "stuffs," which is tied for fourth in the NFL in the category. Mark Barron has been credited with 5.5 stuffs, which according to StatsPass is tied for seventh most in the NFL.

### 2015 NFL Leaders, Opponent Negative Plays

1. Detroit Lions

**2t. St. Louis Rams**

2t. Denver Broncos

4. Arizona Cardinals

5. Houston Texans

6. Indianapolis Colts

### Plays

71

**63**

63

61

57

54

## McSAFETIES

Rams Head Coach Jeff Fisher lauded the play of his starting safeties throughout the 2014 season, and the duo is off to a good start to the 2015 campaign.

Rodney McLeod and T.J. McDonald have become quite a pair. They've started 30-consecutive games together, and they've both made big plays in recent weeks.



S Rodney McLeod celebrates his touchdown last week as he's congratulated by S T.J. McDonald

Two weeks ago in the team's win over Cleveland, McLeod recovered a fumble on the Browns' opening drive and returned it 20 yards for a touchdown. It was the first time he'd reached the end zone since high school. He was also part of a key fumble in Week 4 when he delivered a perfectly-placed shoulder to the ball following a Larry Fitzgerald catch. The Rams recovered and drove for a touchdown.

McDonald also made his impact known as he forced a fumble and had eight tackles in the St. Louis victory over Cleveland.

Through seven games, McLeod has 39 tackles (two for loss) to go along with a forced fumble and his recovery for touchdown. McDonald has 53 (two for loss). McDonald trails only LB Alec Ogletree and S/LB Mark Barron among Rams leading tacklers.

While McDonald and McLeod are enjoying success together, they took very different career paths. McDonald is a former All-American who was drafted in the third round in 2013.

McLeod took the longer road. He was an undrafted free agent in 2012 and led the Rams in special teams tackles as a rookie. He made his way to the starting lineup last season and has started 39 consecutive games. McLeod posted 96 tackles and six passes defended as well as two forced fumbles in his third NFL season.

## BROCKERS BRINGING IT

DT Michael Brockers is off to perhaps his best start of his four NFL seasons.

Last week, he had recorded his second sack of the season and tallied two tackles for loss. His first tackle for loss resulted in two points for St. Louis as he helped corral RB Mike Davis in the end zone for a safety.

In Week 1, he led the Rams with 13 tackles, an enormous number for an interior lineman.

His final stop against Seattle was perhaps his best as Brockers and Aaron Donald teamed up to drop RB Marshawn Lynch for a loss on 4th-and-1 to clinch the victory.

Brockers' 44 tackles this season are most among all defensive linemen. His eight tackles for loss are second on the team to only Aaron Donald.

Brockers is one of five Rams defensive linemen who joined the team as a first-round draft pick. He was an All-Rookie selection by the Pro Football Writers of America in 2012.



DT Michael Brockers



## GREG THE LEG

Rams K Greg "The Leg" Zuerlein is 9-of-15 on field goal attempts this year after hitting one of his two kicks last week.

Following offseason rule changes that moved extra point attempts to 33 yards, the NFL has seen more misses already this season than in all of 2014 combined. However, Zuerlein is a steady 14-for-14 on such tries.

Zuerlein has been one of the best deep ball kickers in the league since he arrived in 2012. In Week 2 at Washington, Zuerlein made a 52-yard kick. With 14 career kicks from 50 yards or more, Zuerlein ranks third in team history in field goals of 50 yards or more. He needs just two to pass Josh Brown and move into second place. He's tied for the fourth-most 50-yard field goals in the NFL since 2012.

Zuerlein connected on both of his field goal attempts in the team's Week 1 win over Seattle. His first came from 33 yards. His second was a 37-yard kick that gave the Rams a 34-31 lead in overtime.

The Week 1 victory marked the sixth time in his career that Zuerlein has made a field goal in the fourth quarter or overtime to give St. Louis a lead.

Zuerlein led the Rams in points scored in 2014 with 106. His 353 career points are the eighth most by a kicker in franchise history.



K Greg Zuerlein

## JOHNNY ON THE SPOT

Late in the 2014 season, the Rams rewarded P Johnny Hekker with a new six-year contract that will keep him with the team through the 2020 season.

Hekker earned the contract by becoming one of the NFL's most dangerous special teams weapons, be it with his foot or his arm.

In 55 career games, Hekker has recorded a net average of 45.0 yards or more on 17 different occasions, including last week's win over San Francisco, which saw him net a career high of 49.8 yards per punt. His net average was 48.0 a week earlier against Cleveland.



P Johnny Hekker

Last week was the fourth time this season he's accomplished the feat. He had a 45.1 net average in Week 4 at Arizona and a 46.1 average in Week 2 at Washington. Hekker finished 4th in the NFL in 2014 in net average (42.3) and 8th in gross (46.5).

On the season, Hekker is third in the NFL with a net average of 43.7 and sixth in gross average at 48.8 yards per punt. He was named the NFC's Special Teams Player of the Month for October after leading the conference with a net average of 44.3 yards per punt during that time frame.

Hekker has placed 16 punts inside opponents' 20 yard line this season, which is fifth most in the NFL. He was third in the league with 33 punts downed inside opponents' 20 yard line in 2014.

Hekker is a former high school quarterback, and the Rams put his passing skills to use on a regular occasion. In Week 5 at Green Bay, he completed a 20-yard pass to Cody Davis on a fake punt. In four NFL seasons, Hekker is 6-of-8 passing on fakes, including a touchdown pass on a fake field goal as a rookie in 2012.

Hekker was a second-team All-Pro in 2014. He earned both Pro Bowl and All-Pro honors in 2013 after he recorded the highest single-season net average (44.2) in NFL history.

## SLAMMING THE DOOR

When Jeff Fisher's teams hold a lead at the start of the fourth quarter, they hold on to win significantly more often than not.

During his time with Tennessee and St. Louis, Fisher's teams are 138-17-1 when leading at the start of the fourth quarter.

Fisher took control of the Rams in 2012, and over the last three plus years, St. Louis is 17-2-1 when leading at the start of the final frame.

Last week, the Rams held a 19-6 lead through three quarters and finished San Francisco off with a fourth-quarter touchdown pass to seal the victory.



Jeff Fisher

Throughout his career, Fisher has prided himself on having teams that run the ball and play physical defense. The Rams rushed for 197 yards as a team last week and allowed San Francisco to gain just 38 on the ground. The 49ers had just 189 total yards compared to 388 from St. Louis in the contest.

On the season, the Rams are third in the NFL in rushing yards per game and are in the top 10 in several significant defensive categories, including sixth in total defense, ninth in passing defense, fourth in points per game allowed, and tied for second in sacks.

## WILL THE THRILL

DE William Hayes has provided St. Louis with a "super sub" throughout his four seasons with the team. In his two starts in 2015, in place of his good friend Chris Long, Hayes has once again been a super starter.


Hayes had a tackle for loss and four QB pressures last week. In Week 7 against Cleveland, he posted 2.0 sacks and forced two fumbles. It was Hayes' fifth multi-sack game of his career.

Hayes started nine games last season in the absence of Long. When Long returned, he got the starting nod, but Hayes still made significant contributions as part of the defensive line rotation.

Hayes finished the 2014 campaign with 4.0 sacks. Lauded as an accomplished run defender, Hayes led all Rams defensive linemen with 75 tackles as well.

Hayes has 18 sacks in 53 games with the Rams and 26 in his career.

After posting a career high 7.0 sacks in 2012, Hayes was a free agent but chose to stay put in St. Louis. He began his career with the Tennessee Titans and joined Head Coach Jeff Fisher in St. Louis in 2012 shortly after Fisher took the Rams job.



DE William Hayes



# 2015 ST. LOUIS RAMS DEFENSIVE STATS

(based on coaches' video tape evaluations)

TACKLES	Total	Solo	Asst.	Sacks	Yards	Int.	*PD	QB	QB	*FF	*FR
								Press.	Hits		
Mark Barron	55	45	10	1.0	5.0	0	4	0	4	2	0
Alec Ogletree	55	46	9	2.0	9.0	0	0	1	0	0	0
T.J. McDonald	53	36	17	1.0	6.0	0	1	0	1	1	1
James Laurinaitis	47	31	16	1.0	4.0	1	0	2	6	1	0
Michael Brockers	44	26	18	2.0	6.0	0	0	6	2	0	0
Lamaricus Joyner	42	38	4	2.0	11.0	0	0	0	2	0	1
Rodney McLeod	39	25	14	0.0	0.0	0	0	0	0	1	1
Aaron Donald	35	24	11	4.5	22.0	0	0	21	7	2	0
Trumaine Johnson	35	31	4	0.0	0.0	2	5	0	1	0	1
Janoris Jenkins	31	27	4	0.0	0.0	2	6	0	0	1	0
William Hayes	27	16	11	2.0	7.0	0	0	13	0	2	0
Nick Fairley	22	10	12	0.5	2.0	0	2	5	2	0	1
Robert Quinn	19	12	7	5.0	23.0	0	0	9	8	3	0
Akeem Ayers	18	11	7	0.0	0.0	0	5	0	0	0	1
Ethan Westbrooks	15	8	7	2.0	11.0	0	0	6	4	0	0
Eugene Sims	13	6	7	1.0	7.0	0	0	3	2	0	1
Chris Long	11	5	6	2.0	13.0	0	0	8	0	0	0
Marcus Roberson	7	5	2	0.0	0.0	0	1	0	0	0	0
Daren Bates	3	3	0	0.0	0.0	0	0	0	0	0	0
Maurice Alexander	3	2	1	0.0	0.0	0	0	0	1	0	0
<b>Total</b>	<b>574</b>	<b>407</b>	<b>167</b>	<b>26.0</b>	<b>126.0</b>	<b>5</b>	<b>27</b>	<b>75</b>	<b>41</b>	<b>12</b>	<b>7</b>

\* PD is passes defensed

## SPECIAL TEAMS TACKLES

Bradley Marquez.....	10
Cody Davis.....	4
Bryce Hager.....	3
Cory Harkey.....	3
Mark Barron.....	2
Cameron Lynch.....	2
Daren Bates.....	2
Benny Cunningham.....	1
Chase Reynolds.....	1
Marcus Roberson.....	1
Stedman Bailey.....	1
Maurice Alexander.....	1
Johnny Hekker.....	1
T.J. McDonald.....	1
Trey Watts.....	1
Isaiah Pead.....	1
<b>Total.....</b>	<b>35</b>

SACK LEADERS	No.	Yards
Robert Quinn.....	5.0	23.0
Aaron Donald.....	4.5	22.0
Chris Long.....	2.0	13.0
Ethan Westbrooks.....	2.0	11.0
Lamaricus Joyner.....	2.0	11.0
Alec Ogletree.....	2.0	9.0
William Hayes.....	2.0	7.0
Michael Brockers.....	2.0	6.0
Eugene Sims.....	1.0	7.0
T.J. McDonald.....	1.0	6.0
Mark Barron.....	1.0	5.0
James Laurinaitis.....	1.0	4.0
Nick Fairley.....	0.5	2.0
<b>Total.....</b>	<b>26.0</b>	<b>126.0</b>

			* RUSHING	No.	Yds	Avg	Long	TD
09/13	W 34-31	OT Seattle	51,792	Gurley	94	575	6.1	71t 3
09/20	L 10-24	at Washington	72,460	Austin	17	141	8.3	21 2
09/27	L 6-12	Pittsburgh	52,433	Mason	35	95	2.7	13 0
10/04	W 24-22	at Arizona	63,146	B. Cunningham	24	68	2.8	12 0
10/11	L 10-24	at Green Bay	78,432	Givens TM	1	24	24.0	24 0
10/25	W 24- 6	Cleveland	51,523	Foles	13	18	1.4	10 1
11/01	W 27- 6	San Francisco	51,207	Pead	2	3	1.5	4 0
11/08		at Minnesota		TEAM	186	924	5.0	71t 6
11/15		Chicago		OPPONENTS	184	687	3.7	39t 3
11/22		at Baltimore		* RECEIVING				
11/29		at Cincinnati		Austin	24	285	11.9	66t 4
12/06		Arizona		Cook	19	245	12.9	49 0
12/13		Detroit		B. Cunningham	16	167	10.4	42 0
12/17		Tampa Bay		Britt	12	224	18.7	41 1
12/27		at Seattle		Bailey	10	169	16.9	68 1
01/03		at San Francisco		Gurley	10	68	6.8	24 0

			St.L.	Opp.	Kendricks	No.	Yds	Avg	Long	TD
TOTAL FIRST DOWNS			104	127	Mason	4	25	6.3	15	0
Rushing			41	37	Quick	2	15	7.5	10	0
Passing			53	77	Harkey	2	8	4.0	4	0
Penalty			10	13	Davis	1	20	20.0	20	0
3rd Down: Made/Att	22/85	34/100			Givens TM	1	7	7.0	7	0
3rd Down Pct.	25.9	34.0			Marquez	1	5	5.0	5	0
4th Down: Made/Att	1/4	2/7			TEAM	111	1330	12.0	68	7
4th Down Pct.	25.0	28.6			OPPONENTS	178	1736	9.8	65t	5

			27:31	32:29	* INTERCEPTIONS	No.	Yds	Avg	Long	TD
POSSESSION AVG.			27:31	32:29	Johnson	2	44	22.0	29	0
TOTAL NET YARDS	2181	2297			Jenkins	2	0	0.0	0	0
Avg. Per Game	311.6	328.1			Laurinaitis	1	0	0.0	0	0
Total Plays	386	462			TEAM	5	44	8.8	29	0
Avg. Per Play	5.7	5.0			OPPONENTS	5	70	14.0	45t	1

			924	687	OPPONENTS	No.	Yds	Avg	Net	TB	In	Lg	B
NET YARDS RUSHING			924	687	TEAM	39	1902	48.8	43.7	2	16	60	0
Avg. Per Game	132.0	98.1			* PUNTING	39	1902	48.8	43.7	2	16	60	0
Total Rushes	186	184			Hekker	39	1902	48.8	43.7	2	16	60	0
NET YARDS PASSING	1257	1610			TEAM	39	1902	48.8	43.7	2	16	60	0
Avg. Per Game	179.6	230.0			OPPONENTS	34	1569	46.1	38.6	6	10	73	0
Sacked/Yards Lost	11/73	26/126			* PUNT RETURNS								
Gross Yards	1330	1736			Austin	12	5	135	11.3	75t	1		
Att./Completions	189/111	252/178			TEAM	12	5	135	11.3	75t	1		
Completion Pct.	58.7	70.6			OPPONENTS	21	10	158	7.5	57t	1		
Had Intercepted	5	5			* KICKOFF RETURNS								

			39/48.8	34/46.1	B. Cunningham	No.	Yds	Avg	Long	TD
PUNTS/AVERAGE			39/48.8	34/46.1	TEAM	11	262	23.8	39	0
NET PUNTING AVG.	39/43.7	34/38.6			Pead	3	63	21.0	22	0
PENALTIES/YARDS	56/431	52/440			Austin	1	6	6.0	6	0
FUMBLES/BALL LOST	10/5	10/8			Bailey	1	28	28.0	28	0
TOUCHDOWNS	15	11			TEAM	16	359	22.4	39	0
Rushing	6	3			OPPONENTS	8	190	23.8	35	0
Passing	7	5			* FIELD GOALS					
Returns	2	3			Zuerlein	0/ 0	1/ 1	5/ 6	2/ 3	1/5

			Q1	Q2	Q3	Q4	OT	PTS	TEAM	No.	Yds	Avg	Long	TD
* SCORE BY PERIODS			Q1	Q2	Q3	Q4	OT	PTS	TEAM	0/ 0	1/ 1	5/ 6	2/ 3	1/5
TEAM	19	44	38	31	3	135		OPPONENTS	0/ 0	8/ 8	3/ 3	4/ 4	1/1	
OPPONENTS	40	28	16	41	0	125		Zuerlein:	(33G, 37G)	(52G)	(49G, 27G)	(30G)	(42G, 50B,	

			TD-Ru-Pa-Rt	K-PAT	FG	S	PTS	53N, 63N	(39G, 63N, 35N)	(38G, 40B)		
* SCORING			TD-Ru-Pa-Rt	K-PAT	FG	S	PTS	53N, 63N	(39G, 63N, 35N)	(38G, 40B)		
Austin	7	2	4	1		0	42	OPP:	(25G, 27G, 35G)	(46G)	(21G, 41G)	(21G, 27G, 42G,
Zuerlein	0	0	0	0	14/14	9/15	0	41	38G, 29G)	(35G)	(25G, 44G)	(54G, 26G)
Gurley	3	3	0	0		0	18					
Bailey	1	0	1	0		0	6					
Britt	1	0	1	0		0	6					
Foles	1	1	0	0		0	6					
Kendricks	1	0	1	0		0	6					
McLeod	1	0	0	1		0	6					
Cook	0	0	0	0		0	2					
Laurinaitis	0	0	0	0		1	2					
TEAM	15	6	7	2	14/14	9/15	1	135				
OPPONENTS	11	3	5	3	9/ 9	16/16	0	125				

2-Pt Conv: Cook, TM 1-1, OPP 1-2  
 SACKS: Quinn 5, Donald 4.5, Brockers 2,  
 Hayes 2, Joyner 2, Long 2, Ogletree 2,  
 Westbrook 2, Barron 1, Laurinaitis 1,  
 McDonald 1, Sims 1, Fairley 0.5, TM 26,

			Att	Cmp	Yds	Cmp%	Yds/Att	TD	TD%	Int	Int%	Long	Sack/Lost	Rating
* PASSING			Att	Cmp	Yds	Cmp%	Yds/Att	TD	TD%	Int	Int%	Long	Sack/Lost	Rating
Foles			187	110	1310	58.8	7.01	7	3.7	5	2.7	68	11/ 73	81.6
Hekker			2	1	20	50.0	10.00	0	0.0	0	0.0	20	0/ 0	85.4
TEAM			189	111	1330	58.7	7.04	7	3.7	5	2.6	68	11/ 73	81.7
OPPONENTS			252	178	1736	70.6	6.89	5	2.0	5	2.0	65t	26/ 126	88.0



# RAMS COACHES & PRONUNCIATION GUIDE

Head Coach	Jeff Fisher
Assistant Head Coach	Dave McGinnis
Assistant Head Coach/Offense	Rob Boras
Offensive Coordinator	Frank Cignetti
Special Teams Coordinator	John Fassel
Defensive Coordinator	Gregg Williams
Assistant Strength	J. Aggabao
Assistant Strength	Adam Bailey
Offensive Line	Paul T. Boudreau
Assistant Special Teams	Paul F. Boudreau
Assistant Linebackers	Joe Bowden
Linebackers	Frank Bush
Senior Defensive Assistant	Chuck Cecil
Assistant Offensive Line	Andy Dickerson
Defensive Backs	Brandon Fisher
Offensive Assistant	Jeff Garcia
Strength & Conditioning	Rock Gullickson
Quality Control/Defense	Jeff Imamura
Wide Receivers	Ray Sherman
Assistant Defensive Line	Clyde Simmons
Running Backs	Ben Sirmans
Offensive Assistant	Kenan Smith
Quality Control/Offense	Andy Sugarman
Offensive Assistant	Barrett Trotter
Defensive Line	Mike Wauffle
Quarterbacks	Chris Weinke
Defensive Backs	Dennard Wilson

## PRONUNCIATION GUIDE

### PLAYERS

11 TAVON Austin	TAY-von
68 JAMON Brown	juh-MON
64 Andrew DONNAL	don-NEL
30 Todd GURLEY	GUR-lee
79 Rob HAVENSTEIN	HAY-vin-stine
54 Bryce HAGER	HAY-gur
55 James LAURINAITIS	Lore-in-EYE-tis
23 Rodney McLEOD	mick-CLOUD
47 Marcus ROBERSON	ROBE-er-son
69 Cody WICHMANN	WICK-man
4 Greg ZUERLEIN	ZURR-line





# RAMS UNOFFICIAL DEPTH CHART

10/21/2015

## OFFENSE

WR	18 Kenny Britt	12 Stedman Bailey		
TE	89 Jared Cook	46 Cory Harkey		
LT	73 Greg Robinson	63 <u>Darrell Williams</u>		
LG	71 Garrett Reynolds	69 <u>Cody Wichmann</u>		
C	61 Tim Barnes	65 Demetrius Rhaney		
RG	68 <u>Jamon Brown</u>	69 <u>Cody Wichmann</u>		
RT	79 <u>Rob Havenstein</u>	64 <u>Andrew Donnal</u>		
TE	88 Lance Kendricks	46 Cory Harkey	48 Justice Cunningham	
WR	11 Tavon Austin	83 Brian Quick	15 <u>Bradley Marquez</u>	
QB	5 Nick Foles	17 Case Keenum	14 <u>Sean Mannion</u>	
HB	30 <u>Todd Gurley</u>	27 Tre Mason	36 Benny Cunningham	42 Trey Watts
				34 Chase Reynolds

## DEFENSE

LDE	91 Chris Long	95 William Hayes		
LDT	99 Aaron Donald	98 Nick Fairley	92 Doug Worthington	
RDT	90 Michael Brockers	93 Ethan Westbrooks		
RDE	94 Robert Quinn	97 Eugene Sims		
RLB	56 Akeem Ayers	54 <u>Bryce Hager</u>		
MLB	55 James Laurinaitis	53 Daren Bates	54 <u>Bryce Hager</u>	
LLB	26 Mark Barron	50 <u>Cameron Lynch</u>		
LCB	22 Trumaine Johnson	20 Lamarcus Joyner		
RCB	21 Janoris Jenkins	47 Marcus Roberson		
FS	23 Rodney McLeod	38 Cody Davis		
SS	25 T.J. McDonald	31 Maurice Alexander	37 Christian Bryant	

## SPECIALISTS

P	6 Johnny Hekker	
K	4 Greg Zuerlein	
H	6 Johnny Hekker	
LS	44 Jake McQuaide	
PR	11 Tavon Austin	
KR	36 Benny Cunningham	11 Tavon Austin

# RAMS ALPHABETICAL ROSTER

#	Player	Pos	Ht	Wt	DOB	Age	Exp	College	H.S. Hometown	How Acq
31	Alexander, Maurice	S	6-1	220	2/16/1991	24	2	Utah State	St. Louis, Mo.	D4-'14
11	Austin, Tavon	WR	5-8	176	3/15/1991	24	3	West Virginia	Baltimore, Md.	D1A-'13
56	Ayers, Akeem	LB	6-3	255	7/10/1989	26	5	UCLA	Los Angeles, Calif.	UFA(TEN)-'15
12	Bailey, Stedman	WR	5-10	194	11/11/1990	24	3	West Virginia	Miami, Fla.	D3B-'13
61	Barnes, Tim	C	6-4	306	5/14/1988	27	4	Missouri	Longwood, Mo.	FA-'11
26	Barron, Mark	S	6-2	213	10/27/1989	26	4	Alabama	Mobile, Ala.	T(TB)-'14
53	Bates, Daren	LB	5-11	225	11/27/1990	24	3	Auburn	Olive Branch, Miss.	FA-'13
18	Britt, Kenny	WR	6-3	223	9/18/1988	27	7	Rutgers	Bayonne, N.J.	UFA(TEN)-'14
90	Brockers, Michael	DT	6-5	326	12/21/1990	24	4	LSU	Houston, Tex.	D1-'12
68	Brown, Jamon	G	6-4	323	3/15/1993	22	R	Louisville	Fern Creek, Ky.	D3A-'15
37	Bryant, Christian	S	5-9	198	3/21/1992	23	1	Ohio State	Cleveland, Ohio	D7B-'14
89	Cook, Jared	TE	6-5	254	4/7/1987	28	7	South Carolina	Suwanee, Ga.	UFA(TEN)-'13
36	Cunningham, Benny	RB	5-10	217	7/7/1990	25	3	Middle Tennessee	Nashville, Tenn.	FA-'13
48	Cunningham, Justice	TE	6-3	258	1/14/1991	24	1	South Carolina	Pageland, S.C.	FA-'14
38	Davis, Cody	S	6-1	206	6/6/1989	26	3	Texas Tech	Stephenville, Tex.	FA-'13
99	Donald, Aaron	DT	6-1	285	5/23/1991	24	2	Pittsburgh	Pittsburgh, Pa.	D1B-'14
64	Donnal, Andrew	T	6-6	316	3/3/1992	23	R	Iowa	Monclova, Ohio	D4-'15
98	Fairley, Nick	DT	6-4	308	1/23/1988	27	5	Auburn	Mobile, Ala.	UFA(DET)-'15
5	Foles, Nick	QB	6-6	243	1/20/1989	26	4	Arizona	Austin, Tex.	T(PHI)-'15
30	Gurley, Todd	RB	6-1	227	8/3/1994	21	R	Georgia	Tarboro, N.C.	D1-'15
54	Hager, Bryce	LB	6-1	235	5/4/1992	23	R	Baylor	Austin, Tex.	D7A-'15
46	Harkey, Cory	TE	6-4	259	6/17/1990	25	4	UCLA	Chino Hills, Calif.	FA-'12
79	Havenstein, Rob	T	6-8	321	5/13/1992	23	R	Wisconsin	Mount Airy, Md.	D2-'15
95	Hayes, William	DE	6-3	278	5/2/1985	30	8	Winston-Salem State	High Point, N.C.	UFA(TEN)-'12
6	Hekker, Johnny	P	6-5	236	2/8/1990	25	4	Oregon State	Bothell, Wash.	FA-'12
21	Jenkins, Janoris	CB	5-10	198	10/29/1988	27	4	North Alabama	Pahokee, Fla.	D2B-'12
22	Johnson, Trumaine	CB	6-2	208	1/1/1990	25	4	Montana	Stockton, Calif.	D3-'12
20	Joyner, Lamarcus	DB	5-8	184	11/27/1990	24	2	Florida State	Ft. Lauderdale, Fla.	D2-'14
17	Keenum, Case	QB	6-1	205	2/17/1988	27	4	Houston	Abilene, Tex.	T(HOU)-'15
88	Kendricks, Lance	TE	6-3	250	1/30/1988	27	5	Wisconsin	Milwaukee, Wisc.	D2-'11
55	Laurinaitis, James	LB	6-2	248	12/3/1986	28	7	Ohio State	Plymouth, Minn.	D2-'09
91	Long, Chris	DE	6-3	268	3/28/1985	30	8	Virginia	Charlottesville, Va.	D1-'08
50	Lynch, Cameron	LB	6-0	229	8/4/1993	22	R	Syracuse	Lawrenceville, Ga.	FA-'15
14	Mannion, Sean	QB	6-6	233	4/25/1992	23	R	Oregon State	Pleasanton, Calif.	D3B-'15
15	Marquez, Bradley	WR	5-10	196	12/14/1992	22	R	Texas Tech	Odessa, Tex.	FA-'15
27	Mason, Tre	RB	5-8	207	8/6/1993	22	2	Auburn	Palm Beach, Fla.	D3-'14
25	McDonald, T.J.	S	6-2	217	1/26/1991	24	3	USC	Fresno, Calif.	D3A-'13
23	McLeod, Rodney	S	5-10	195	6/23/1990	25	4	Virginia	Oxon Hill, Md.	FA-'12
44	McQuaide, Jake	LS	6-2	244	12/7/1987	27	5	Ohio State	Cincinnati, Ohio	FA-'11
83	Quick, Brian	WR	6-3	218	6/5/1989	26	4	Appalachian State	Columbia, S.C.	D2A-'12
94	Quinn, Robert	DE	6-4	264	5/18/1990	25	5	North Carolina	Ladson, S.C.	D1-'11
34	Reynolds, Chase	RB	6-0	205	10/22/1987	28	3	Montana	Drummond, Mont.	FA-'11
71	Reynolds, Garrett	G/T	6-7	305	7/1/1987	28	7	North Carolina	Knoxville, Tenn.	UFA(DET)-'15
65	Rhaney, Demetrius	C/G	6-2	301	6/22/1992	23	2	Tennessee State	Ft. Lauderdale, Fla.	D7D-'14
47	Roberson, Marcus	CB	6-0	191	10/4/1992	22	2	Florida	Ft. Lauderdale, Fla.	FA-'14
73	Robinson, Greg	T	6-5	332	10/21/1992	23	2	Auburn	Thibodaux, La.	D1A-'14
97	Sims, Eugene	DE	6-6	269	3/18/1986	29	6	West Texas A&M	Mt. Olive, Miss.	D6B-'10
42	Watts, Trey	RB	5-9	208	2/13/1991	24	2	Tulsa	Fairfax, Va.	FA-'14
93	Westbrooks, Ethan	DL	6-4	267	11/15/1990	24	2	West Texas A&M	Oakland, Calif.	FA-'15
69	Wichmann, Cody	G	6-5	319	3/2/1992	23	R	Fresno State	Mariposa, Calif.	D6B-'15
63	Williams, Darrell	T	6-5	301	8/3/1993	22	R	South Florida	Orlando, Fla.	FA-'15
92	Worthington, Doug	DT	6-5	318	8/10/1987	28	1	Ohio State	Buffalo, N.Y.	FA-'14
4	Zuerlein, Greg	K	6-0	196	12/27/1987	26	4	Missouri Western	Lincoln, Nebr.	D6-'12
<b>Injured/Reserve (4)</b>										
2	Ferguson, Isiah	WR	6-5	218	1/8/1991	24	R	Arkansas-Pine Bluff	Mt. Vernon, N.Y.	FA-'15
33	Gaines, E.J.	CB	5-10	190	2/23/1992	23	2	Missouri	Independence, Mo.	D6A-'14
52	Ogletree, Alec*	LB	6-2	245	9/25/1991	24	3	Georgia	Newnan, Ga.	D1B-'13
76	Saffold, Rodger	G	6-5	332	6/6/1988	27	6	Indiana	Bedford, Ohio	D2-'10
<b>Practice Squad (10)</b>										
77	Battle, Isaiah	T	6-7	290	2/10/1993	22	R	Clemson	Brooklyn, N.Y.	D5(Sup)-'15
39	Brown, Malcolm	RB	5-11	224	5/15/1993	22	R	Texas	Cibolo, Tex.	FA-'15
57	Hodges, Zack	LB/DE	6-3	246	2/18/1992	23	R	Harvard	Atlanta, Ga.	FA-'15
45	Laskey, Zach	FB	6-2	225	7/8/1992	23	R	Georgia Tech	Peachtree City, Ga.	FA-'15
96	Longacre, Matt	DE	6-3	260	9/21/1991	24	R	Northwest Missouri St.	Omaha, Nebr.	FA-'15
24	Patterson, Eric	CB	5-10	193	2/5/1993	22	R	Ball State	Tampa, Fla.	FA-'15
59	Rivers, Gerald	DE	6-2	250	6/22/1990	25	R	Ole Miss	Decatur, Ga.	FA-'15
81	Toon, Nick	WR	6-4	218	11/4/1988	26	4	Wisconsin	Madison, Wisc.	FA-'15
62	Trinca-Pasat, Louis	DT	6-1	292	9/7/1991	24	R	Iowa	Chicago, Ill.	FA-'15
35	White, Melvin	CB	6-1	215	6/26/1990	25	3	Louisiana- Lafayette	Freeport, Tex.	FA-'15

# RAMS NUMERICAL ROSTER

#	Player	Pos	Ht	Wt	Birth		NFL		College	H.S. Hometown	How Acq
					Date	Age	Exp	Age			
4	Greg Zuerlein	K	6-0	196	12/27/1987	27	4	Missouri Western	Lincoln, Nebr.	D6-'12	
5	Nick Foles	QB	6-6	243	1/20/1989	26	4	Arizona	Austin, Tex.	T(PHI)-'15	
6	Johnny Hekker	P	6-5	236	2/8/1990	25	4	Oregon State	Bothell, Wash.	FA-'12	
11	Tavon Austin	WR	5-8	176	3/15/1991	24	3	West Virginia	Baltimore, Md.	D1A-'13	
12	Stedman Bailey	WR	5-10	193	11/11/1990	24	3	West Virginia	Miami, Fla.	D3B-'13	
14	Sean Mannion	QB	6-6	233	4/25/1992	23	R	Oregon State	Pleasanton, Calif.	D3B-'15	
15	Bradley Marquez	WR	5-10	196	12/14/1992	22	R	Texas Tech	Odessa, Tex.	FA-'15	
17	Case Keenum	QB	6-1	205	2/17/1988	27	4	Houston	Abilene, Tex.	T(HOU)-'15	
18	Kenny Britt	WR	6-3	223	9/19/1988	27	7	Rutgers	Bayonne, N.J.	UFA(TEN)-'14	
20	Lamarcus Joyner	DB	5-8	184	11/27/1990	24	2	Florida St.	Ft. Lauderdale, Fla.	D2-'14	
21	Janoris Jenkins	CB	5-10	198	10/29/1988	27	4	North Alabama	Pahokee, Fla.	D2B-'12	
22	Trumaine Johnson	CB	6-2	208	1/1/1990	25	4	Montana	Stockton, Calif.	D3-'12	
23	Rodney McLeod	S	5-10	195	6/23/1990	25	4	Virginia	Oxon Hill, Md.	FA-'12	
25	T.J. McDonald	S	6-2	217	1/26/1991	24	3	USC	Fresno, Calif.	D3A-'13	
26	Mark Barron	S	6-2	213	10/27/1989	26	4	Alabama	Mobile, Ala.	T(TB)-'14	
27	Tre Mason	RB	5-8	207	8/6/1993	22	2	Auburn	Palm Beach, Fla.	D3-'14	
30	Todd Gurley	RB	6-1	227	8/3/1994	21	R	Georgia	Tarboro, N.C.	D1-'15	
31	Maurice Alexander	S	6-1	220	2/16/1991	24	2	Utah State	St. Louis, Mo.	D4-'14	
34	Chase Reynolds	RB	6-0	205	10/22/1987	28	3	Montana	Drummond, Mont.	FA-'11	
36	Benny Cunningham	RB	5-10	217	7/7/1990	25	3	Middle Tennessee	Nashville, Tenn.	FA-'13	
37	Christian Bryant	S	5-9	198	3/21/1992	23	1	Ohio State	Cleveland, Ohio	D7B-'14	
38	Cody Davis	S	6-1	206	6/6/1989	26	3	Texas Tech	Stephenville, Tex.	FA-'13	
42	Trey Watts	RB	5-9	208	2/13/1991	24	2	Tulsa	Fairfax, Va.	FA-'14	
44	Jake McQuaide	LS	6-2	244	12/7/1987	27	5	Ohio State	Cincinnati, Ohio	FA-'11	
46	Cory Harkey	TE	6-4	259	6/17/1990	25	4	UCLA	Chino Hills, Calif.	FA-'12	
47	Marcus Roberson	CB	6-0	191	10/4/1992	22	2	Florida	Ft. Lauderdale, Fla.	FA-'14	
48	Justice Cunningham	TE	6-3	258	1/14/1991	24	1	South Carolina	Pageland, S.C.	FA-'14	
50	Cameron Lynch	LB	6-0	229	8/4/1993	22	R	Syracuse	Lawrenceville, Ga.	FA-'15	
53	Daren Bates	LB	5-11	225	11/27/1990	24	3	Auburn	Olive Branch, Miss.	FA-'13	
54	Bryce Hager	LB	6-1	235	5/4/1992	23	R	Baylor	Austin, Tex.	D7A-'15	
55	James Laurinaitis	LB	6-2	248	12/3/1986	29	7	Ohio State	Plymouth, Minn.	D2-'09	
56	Akeem Ayers	LB	6-3	255	7/10/1989	26	5	UCLA	Los Angeles, Calif.	UFA(TEN)-'15	
61	Tim Barnes	C	6-4	306	5/14/1988	27	4	Missouri	Longwood, Mo.	FA-'11	
63	Darrell Williams	T	6-5	301	8/3/1993	22	R	South Florida	Orlando, Fla.	FA-'15	
64	Andrew Donnal	T	6-6	316	3/3/1992	23	R	Iowa	Monclova, Ohio	D4-'15	
65	Demetrius Rhaney	C/G	6-2	301	6/22/1992	23	2	Tennessee State	Ft. Lauderdale, Fla.	D7D-'14	
68	Jamon Brown	G	6-6	323	3/15/1993	22	R	Louisville	Fern Creek, Ky.	D3a-'15	
69	Cody Wichmann	G	6-5	319	3/2/1992	23	R	Fresno State	Mariposa, Calif.	D6B-'15	
71	Garrett Reynolds	T	6-7	308	7/1/1987	28	7	North Carolina	Knoxville, Tenn.	UFA(DET)-'15	
73	Greg Robinson	T	6-5	332	10/21/1992	23	2	Auburn	Thibodaux, La.	D1a-'14	
79	Rob Havenstein	T	6-8	321	5/13/1992	23	R	Wisconsin	Mount Airy, Md.	D2-'15	
83	Brian Quick	WR	6-3	218	6/5/1989	26	4	Appalachian St.	Columbia, S.C.	D2A-'12	
88	Lance Kendricks	TE	6-3	250	1/30/1988	27	5	Wisconsin	Milwaukee, Wisc.	D2-'11	
89	Jared Cook	TE	6-5	254	4/7/1987	28	7	South Carolina	Suwanee, Ga.	UFA (TEN)-'13	
90	Michael Brockers	DT	6-5	326	12/21/1990	24	4	LSU	Houston, Tex.	D1-'12	
91	Chris Long	DE	6-3	268	3/28/1985	30	8	Virginia	Charlottesville, Va.	D1-'08	
92	Doug Worthington	DT	6-5	318	8/10/1987	28	1	Ohio State	Buffalo, N.Y.	FA-'14	
93	Ethan Westbrooks	DL	6-4	267	11/15/1990	24	2	West Texas A&M	Oakland, Calif.	FA-'14	
94	Robert Quinn	DE	6-4	264	5/18/1990	25	5	North Carolina	Ladson, S.C.	D1-'11	
95	William Hayes	DE	6-3	278	5/2/1985	30	8	Winston-Salem St.	High Point, N.C.	UFA (TEN)-'12	
97	Eugene Sims	DE	6-6	269	3/18/1986	29	6	West Texas A&M	Mt. Olive, Miss.	D6B-'10	
98	Nick Fairley	DT	6-4	308	1/23/1988	27	5	Auburn	Mobile, Ala.	UFA(DET)-'15	
99	Aaron Donald	DT	6-1	285	5/23/1991	24	2	Pittsburgh	Pittsburgh, Pa.	D1b-'14	
<b>Injured/Reserve (4)</b>											
2	Isiah Ferguson	WR	6-5	218	1/8/1991	24	R	Arkansas-Pine Bluff	Mt. Vernon, N.Y.	FA-'15	
33	E.J. Gaines	CB	5-10	190	2/23/1992	23	2	Missouri	Independence, Mo.	D6a-'14	
52	Alec Ogletree*	LB	6-2	245	9/25/1991	24	3	Georgia	Newnan, Ga.	D1B-'13	
76	Rodger Saffold	G	6-5	332	6/6/1988	27	6	Indiana	Bedford, Ohio	D2-'10	
<b>Practice Squad (10)</b>											
24	Eric Patterson	CB	5-10	193	2/5/1993	22	R	Ball State	Tampa, Fla.	FA-'15	
35	Melvin White	CB	6-1	215	6/26/1990	25	3	Louisiana-Lafayette	Freeport, Tex.	FA-'15	
39	Malcolm Brown	RB	5-11	224	5/15/1993	22	R	Texas	Cibolo, Tex.	FA-'15	
45	Zach Laskey	FB	6-2	225	7/8/1992	23	R	Georgia Tech	Peachtree City, Ga.	FA-'15	
57	Zack Hodges	LB/DE	6-3	246	2/18/1992	23	R	Harvard	Atlanta, Ga.	FA-'15	
59	Gerald Rivers	DE	6-2	250	6/22/1990	25	R	Ole Miss	Decatur, Ga.	FA-'15	
62	Louis Trinca-Pasat	DT	6-1	292	9/7/1991	24	R	Iowa	Chicago, Ill.	FA-'15	
77	Isaiah Battle	T	6-7	290	2/10/1993	22	R	Clemson	Brooklyn, N.Y.	D5(Sup)-'15	
81	Nick Toon	WR	6-4	218	11/4/1988	26	4	Wisconsin	Madison, Wisc.	FA-'15	
96	Matt Longacre	DE	6-3	260	9/21/1991	24	R	Northwest Missouri St.	Omaha, Nebr.	FA-'15	





# ST. LOUIS RAMS POSITIONAL ROSTER

11/3/2015

Birth NFL

#	Player	Pos	Ht	Wt	Birth Date	Age	Exp	College	H.S. Hometown	How Acq
<b>QUARTERBACKS (3)</b>										
5	Nick Foles	QB	6-6	243	1/20/1989	26	4	Arizona	Austin, Tex.	T(PHI)-'15
14	Sean Mannion	QB	6-6	233	4/25/1992	23	R	Oregon State	Pleasanton, Calif.	D3b-'15
17	Case Keenum	QB	6-1	205	2/17/1988	27	4	Houston	Abilene, Tex.	T(HOU)-'15
<b>RUNNING BACKS (7)</b>										
27	Tre Mason	RB	5-8	207	8/6/1993	22	R	Auburn	Palm Beach, Fla.	D3-'14
30	Todd Gurley	RB	6-1	227	8/3/1994	20	R	Georgia	Tarboro, N.C.	D1-'15
34	Chase Reynolds	RB	6-0	205	10/22/1987	26	2	Montana	Drummond, Mt.	FA-'11
36	Benny Cunningham	RB	5-10	217	7/7/1990	23	2	Middle Tennessee	Nashville, Tenn.	FA-'13
39	Malcolm Brown (PS)	RB	5-11	224	5/15/1993	22	R	Texas	Cibolo, Tex.	FA-'15
42	Trey Watts	RB	5-9	208	2/13/1991	24	2	Tulsa	Fairfax, Va.	FA-'14
45	Zach Laskey (PS)	FB	6-2	225	7/8/1992	23	R	Georgia Tech	Peachtree City, Ga.	FA-'15
<b>WIDE RECEIVERS (6)</b>										
11	Tavon Austin	WR	5-8	176	3/15/91	23	2	West Virginia	Baltimore, Md.	D1A-'13
12	Stedman Bailey	WR	5-10	193	11/11/1990	23	2	West Virginia	Miami, Fla.	D3B-'13
15	Bradley Marquez	WR	5-10	196	12/14/1992	22	R	Texas Tech	Odessa, Tex.	FA-'15
18	Kenny Britt	WR	6-3	223	9/19/1988	27	6	Rutgers	Bayonne, N.J.	UFA(TEN)-'14
81	Nick Toon (PS)	WR	6-4	218	11/4/1988	26	4	Wisconsin	Madison, Wisc.	FA-'15
83	Brian Quick	WR	6-3	218	6/5/1989	25	4	Appalachian St.	Columbia, S.C.	D2A-'12
<b>TIGHT ENDS (4)</b>										
46	Cory Harkey	TE	6-4	259	6/17/90	23	3	UCLA	Chino Hills, Calif.	FA-'12
48	Justice Cunningham	TE	6-3	258	1/14/1991	24	1	South Carolina	Pageland, S.C.	FA-'14
88	Lance Kendricks	TE	6-3	250	1/30/88	27	4	Wisconsin	Milwaukee, Wisc.	D2-'11
89	Jared Cook	TE	6-5	254	4/7/1987	27	6	South Carolina	Suwanee, Ga.	UFA(TEN)-'13
<b>OFFENSIVE LINE (11)</b>										
61	Tim Barnes	C	6-4	306	5/14/1988	26	3	Missouri	Longwood, Mo.	FA-'11
63	Darrell Williams	T	6-5	301	8/3/1993	21	R	South Florida	Orlando, Fla.	FA-'15
64	Andrew Donnal	T	6-6	316	3/3/1992	23	R	Iowa	Monclova, Ohio	D4-'15
65	Demetrius Rhane	C/G	6-2	301	6/22/1992	22	2	Tennessee State	Ft. Lauderdale, Fla.	D7D-'14
68	Jamon Brown	G	6-6	323	3/15/1993	23	R	Louisville	Fern Creek, Ky.	D3a-'15
69	Cody Wichmann	G	6-5	319	3/2/1992	23	R	Fresno State	Mariposa, Calif.	D6B-'15
71	Garrett Reynolds	G/T	6-7	308	7/1/1987	27	7	North Carolina	Knoxville, Tenn.	UFA(DET)-'15
73	Greg Robinson	T	6-5	332	10/21/1992	21	R	Auburn	Thibodaux, La.	D1a-'14
76	Rodger Saffold (IR)	G	6-5	332	6/6/1988	27	5	Indiana	Bedford, Ohio	D2-'10
77	Isaiah Battle (PS)	T	6-7	290	2/10/1993	22	R	Clemson	Brooklyn, N.Y.	D5(Sup)-'15
79	Rob Havenstein	T	6-8	321	5/13/1992	22	R	Wisconsin	Mount Airy, Md.	D2-'15
<b>DEFENSIVE LINE (12)</b>										
59	Gerald Rivers (PS)	DE	6-2	250	6/22/1990	25	R	Ole Miss	Decatur, Ga.	FA-'15
62	Louis Trinca-Pasat (PS)	DT	6-1	292	9/7/1991	23	R	Iowa	Chicago, Ill.	FA-'15
90	Michael Brockers	DT	6-5	326	12/21/90	24	3	LSU	Houston, Tex.	D1-'11
91	Chris Long	DE	6-3	268	3/28/1985	30	7	Virginia	Charlottesville, Va.	D1-'08
92	Doug Worthington	DT	6-5	318	8/10/1987	27	1	Ohio State	Buffalo, N.Y.	FA-'14
93	Ethan Westbrooks	DT	6-4	267	11/15/1990	23	R	West Texas A&M	Oakland, Calif.	FA-'14
94	Robert Quinn	DE	6-4	264	5/18/90	24	4	North Carolina	Ladson, S.C.	D1-'11
95	William Hayes	DE	6-3	278	5/2/85	28	7	Winston-Salem St.	High Point, N.C.	UFA (TEN)-'12
96	Matt Longacre (PS)	DE	6-3	260	9/21/1991	23	R	Northwest Missouri St.	Omaha, Nebr.	FA-'15
97	Eugene Sims	DE	6-6	269	3/18/86	29	5	West Texas A&M	Mt. Olive, Miss.	D6B-'10
98	Nick Fairley	DT	6-4	308	1/23/1988	27	5	Auburn	Mobile, Ala.	UFA(DET)-'15
99	Aaron Donald	DT	6-1	285	5/23/1991	23	R	Pittsburgh	Pittsburgh, Pa.	D1b-'14
<b>LINEBACKERS (8)</b>										
50	Cameron Lynch	LB	6-0	229	8/4/1993	21	R	Syracuse	Lawrenceville, Ga.	FA-'15
52	Alec Ogletree (IR)	LB	6-2	245	9/25/91	22	2	Georgia	Newnan, Ga.	D1B-'13
53	Daren Bates	LB	5-11	225	11/27/1990	23	2	Auburn	Olive Branch, Miss.	FA-'13
54	Bryce Hager	LB	6-1	235	5/4/1992	22	R	Baylor	Austin, Tex.	D7A-'15
55	James Laurinaitis	LB	6-2	248	12/3/86	28	6	Ohio State	Plymouth, Minn.	D2-'09
56	Akeem Ayers	LB	6-3	255	7/10/1989	25	5	UCLA	Los Angeles, Calif.	UFA(TEN)-'15
57	Zack Hodges (PS)	LB/DE	6-3	246	2/18/1992	23	R	Harvard	Atlanta, Ga.	FA-'15
<b>SECONDARY (12)</b>										
20	Lamaricus Joyner	DB	5-8	184	11/27/1990	23	R	Florida St.	Ft. Lauderdale, Fla.	D2-'14
21	Janoris Jenkins	CB	5-10	198	10/29/88	27	3	North Alabama	Pahokee, Fla.	D2B-'12
22	Trumaine Johnson	CB	6-2	208	1/1/90	25	3	Montana	Stockton, Calif.	D3-'12
23	Rodney McLeod	S	5-10	195	6/23/90	25	3	Virginia	Oxon Hill, Md.	FA-'12
24	Eric Patterson (PS)	CB	5-10	193	2/5/1993	22	R	Ball State	Tampa, Fla.	FA-'15
25	T.J. McDonald	S	6-2	217	1/26/91	24	2	USC	Fresno, Calif.	D3A-'13
26	Mark Barron	S	6-2	213	10/27/1989	25	3	Alabama	Mobile, Ala.	T(TB)-'14
31	Maurice Alexander	S	6-1	220	2/16/1991	23	R	Utah State	St. Louis, Mo.	D4-'14
33	E.J. Gaines (IR)	CB	5-10	190	2/23/1992	22	R	Missouri	Independence, Mo.	D6a-'14
37	Christian Bryant	S	5-9	198	3/21/1992	23	1	Ohio State	Cleveland, Ohio	D7B-'14
38	Cody Davis	S	6-1	206	6/6/1989	23	2	Texas Tech	Stephenville, Tex.	FA-'13
47	Marcus Roberson	CB	6-0	191	10/4/1992	22	R	Florida	Ft. Lauderdale, Fla.	FA-'14
<b>SPECIALISTS (3)</b>										
4	Greg Zuerlein	K	6-0	196	12/27/87	26	3	Missouri Western	Lincoln, Neb.	D6-'12
6	Johnny Hekker	P	6-5	236	2/8/1990	24	3	Oregon State	Bothell, Wash.	FA-'12
44	Jake McQuaide	LS	6-2	244	12/7/87	27	4	Ohio State	Cincinnati, Ohio	FA-'11

## 2015 ST. LOUIS RAMS TRANSACTIONS

Date	Name	Move	Date	Name	Move
Dec. 30	T Steven Baker	Signed to Reserve/Future List	Sept. 5	T Isaiah Battle	Waived
Dec. 30	WR Emory Blake	Signed to Reserve/Future List	Sept. 5	S Christian Bryant	Waived
Dec. 30	G Travis Bond	Signed to Reserve/Future List	Sept. 5	TE Justice Cunningham	Waived
Dec. 30	S Christian Bryant	Signed to Reserve/Future List	Sept. 5	QB Austin Davis	Waived
Dec. 30	LB Marshall McFadden	Signed to Reserve/Future List	Sept. 5	C Barrett Jones	Waived
Dec. 30	DT Doug Worthington	Signed to Reserve/Future List	Sept. 5	DE Matt Longacre	Waived
Dec. 30	WR Devon Wylie	Signed to Reserve/Future List	Sept. 5	LB Marshall McFadden	Waived
Dec. 31	WR Damian Williams	Signed to Reserve/Future List	Sept. 5	CB Brandon McGee	Waived
Jan. 5	TE Brad Smelley	Signed to Reserve/Future List	Sept. 5	WR Daniel Rodriguez	Waived
Jan. 5	P/K Michael Palardy	Signed to Reserve/Future List	Sept. 5	DT Louis Trinca-Pasat	Waived
Feb. 26	DT Kendall Langford	Released	Sept. 5	LB Jo-Lonn Dunbar	Released
Mar. 9	C Scott Wells	Released	Sept. 6	S Jacob Hagen	Signed to Practice Squad
Mar. 9	T Jake Long	Released	Sept. 6	T Isaiah Battle	Signed to Practice Squad
Mar. 10	QB Sam Bradford	Traded to PHI	Sept. 6	S Christian Bryant	Signed to Practice Squad
Mar. 10	QB Nick Foles	Acquired in trade with PHI	Sept. 6	TE Justice Cunningham	Signed to Practice Squad
Mar. 10	QB Case Keenum	Acquired in trade with HOU	Sept. 6	DE Matt Longacre	Signed to Practice Squad
Mar. 12	LB Akeem Ayers	Signed as an unrestricted free agent (TEN)	Sept. 6	DT Louis Trinca-Pasat	Signed to Practice Squad
Mar. 13	DT Nick Fairley	Signed as an unrestricted free agent (DET)	Sept. 6	FB Zach Laskey	Signed to Practice Squad
Mar. 18	WR Kenny Britt	Re-signed	Sept. 6	RB Malcolm Brown	Signed to Practice Squad
Mar. 18	T Garrett Reynolds	Signed as an unrestricted free agent (DET)	Sept. 6	DT Doug Worthington	Signed to Practice Squad
Mar. 31	C Tim Barnes	Re-signed	Sept. 6	CB Trovon Reed	Signed to Practice Squad
April 31	RB Todd Gurley	Drafted in the First Round (10th Overall)	Sept. 15	S Jacob Hagen	Waived from Practice Squad
May 1	T Rob Havenstein	Drafted in the Second Round (57th Overall)	Sept. 15	CB Brandon McGee	Signed to Practice Squad
May 1	OL Jamon Brown	Drafted in the Third Round (72nd Overall)	Sept. 15	CB Trovon Reed	Waived from Practice Squad
May 1	QB Sean Mannion	Drafted in the Third Round (89th Overall)	Sept. 15	CB Melvin White	Signed to Practice Squad
May 2	T Andrew Donnal	Drafted in the Fourth Round (119th Overall)	Sept. 29	RB Isaiah Pead	Waived
May 2	WR Bud Sasser	Drafted in the Sixth Round (201st Overall)	Sept. 29	CB Brandon McGee	Signed from Practice Squad to Active Roster
May 2	OL Cody Wichmann	Drafted in the Sixth Round (215th Overall)	Sept. 29	WR Nick Toon	Signed to Practice Squad
May 2	LB Bryce Hager	Drafted in the Seventh Round (224th Overall)	Oct. 2	CB Brandon McGee	Waived
May 2	DE Martin Ifedi	Drafted in the Seventh Round (227th Overall)	Oct. 2	S Christian Bryant	Signed from Practice Squad to Active Roster
May 2	RB Zac Stacy	Traded to NYJ for Seventh-Round Draft Choice	Oct. 2	CB Eric Patterson	Signed to Practice Squad
May 7	RB Malcolm Brown	Signed as an undrafted free agent	Oct. 3	WR Chris Givens	Traded to Baltimore
May 7	CB Imoan Claiborne	Signed as an undrafted free agent	Oct. 6	LB Jo-Lonn Dunbar	Signed
May 7	WR Isiah Ferguson	Signed as an undrafted free agent	Oct. 12	RB Trey Watts	Waived
May 7	RB Terrence Franks	Signed as an undrafted free agent	Oct. 15	G Rodger Saffold	Placed on Reserve/Injured
May 7	CB Montell Garner	Signed as an undrafted free agent	Oct. 15	TE Justice Cunningham	Signed from Practice Squad to Active Roster
May 7	SS Jacob Hagen	Signed as an undrafted free agent	Oct. 15	RB Trey Watts	Signed to Practice Squad
May 7	SS Jay Hughes	Signed as an undrafted free agent	Oct. 23	S Christian Bryant	Waived
May 7	FB Zach Laskey	Signed as an undrafted free agent	Oct. 23	RB Trey Watts	Signed from Practice Squad to Active Roster
May 7	DE Matt Longacre	Signed as an undrafted free agent	Oct. 26	LB Alec Ogletree	Placed on Reserve/Inj. - Designated to Return
May 7	LB Cameron Lynch	Signed as an undrafted free agent	Oct. 27	LB Jo-Lonn Dunbar	Released
May 7	LB Keshawn Malone	Signed as an undrafted free agent	Oct. 27	DT Doug Worthington	Signed from Practice Squad to Active Roster
May 7	WR Bradley Marquez	Signed as an undrafted free agent	Oct. 27	S Christian Bryant	Signed
May 7	WR Tyler Slavin	Signed as an undrafted free agent	Oct. 27	DE Gerald Rivers	Signed to Practice Squad
May 7	DL Louis Trinca-Pasat	Signed as an undrafted free agent	Oct. 27	DE/LB Zack Hodges	Signed to Practice Squad
May 7	T Darrell Williams	Signed as an undrafted free agent			
May 9	WR Daniel Rodriguez	Signed			
May 9	LS Tyler Ott	Signed			
May 12	TE Mason Brodine	Waived			
May 13	C David Wang	Signed			
June 3	WR Bud Sasser	Waived - Failed Physical/Non-football Illness			
July 9	T Isaiah Battle	Selected in the Fifth Round of the Supplemental Draft			
Aug. 4	WR Devon Wylie	Waived			
Aug. 4	DB Trovon Reed	Signed			
Aug. 8	RB Terrence Franks	Waived			
Aug. 8	DT Marcus Forston	Signed			
Aug. 21	WR Isiah Ferguson	Waived/Injured			
Aug. 31	T Steven Baker	Waived			
Aug. 31	G Travis Bond	Waived			
Aug. 31	CB Imoan Claiborne	Waived			
Aug. 31	S Jay Huges	Waived			
Aug. 31	LS Tyler Ott	Waived			
Aug. 31	K/P Michael Palardy	Waived			
Aug. 31	WR Tyler Slavin	Waived			
Aug. 31	TE Brad Smelley	Waived/Injured			
Aug. 31	LB Korey Toomer	Waived/Injured			
Aug. 31	C David Wang	Waived			
Aug. 31	WR Damian Williams	Released			
Aug. 31	CB E.J. Gaines	Placed on Reserve-Injured			
Sept. 1	LB Keshawn Malone	Waived			
Sept. 1	DT Doug Worthington	Waived			
Sept. 4	TE Alex Bayer	Waived			
Sept. 4	WR Emory Blake	Waived			
Sept. 4	RB Malcolm Brown	Waived			
Sept. 4	DT Marcus Forston	Waived			
Sept. 4	CB Montell Garner	Waived			
Sept. 4	S Jacob Hagen	Waived			
Sept. 4	DE Martin Ifedi	Waived			
Sept. 4	FB Zach Laskey	Waived			
Sept. 4	DB Trovon Reed	Waived			
Sept. 4	G Brandon Washington	Waived			



# 2015 ST. LOUIS RAMS PARTICIPATION CHART

#	Player	2015				1	2	3	4	5	6	7	8	9	10	11	12	13	14	15	16
		GP	GS	D	IA	9/13	9/20	9/27	10/4	10/11	10/25	11/1	11/8	11/15	11/22	11/29	12/6	12/13	12/17	12/27	1/3
31	Alexander, Maurice	5	0	0	2	X	X	X	IA	IA	X	X									
11	Austin, Tavon	7	7	0	0	WR	WR	WR	WR	WR	WR	WR									
56	Ayers, Akeem	7	5	0	0	RLB	RLB	X	RLB	X	RLB	RLB									
12	Bailey, Stedman	7	3	0	0	X	X	X	WR	X	WR	WR									
61	Barnes, Tim	7	7	0	0	C	C	C	C	C	C	C									
26	Barron, Mark	7	3	0	0	X	X	X	X	LLB	LLB	LLB									
53	Bates, Daren	6	0	0	1	IA	X	X	X	X	X	X									
77	Battle, Isaiah	0	0	0	0	PS	PS	PS	PS	PS	PS	PS									
18	Britt, Kenny	7	7	0	0	WR	WR	WR	WR	WR	WR	WR									
90	Brockers, Michael	7	7	0	0	DT	DT	DT	DT	DT	DT	DT									
68	Brown, Jamon	7	7	0	0	LG	LG	LG	LG	LG	LG	LG									
39	Brown, Malcolm	0	0	0	0	PS	PS	PS	PS	PS	PS	PS									
37	Bryant, Christian	2	0	0	1	PS	PS	PS	X	X	O	IA									
89	Cook, Jared	7	6	0	0	TE	TE	TE	TE	X	TE	TE									
36	Cunningham, Benny	7	2	0	0	RB	X	X	X	X	X	X									
48	Cunningham, Justice	1	0	0	1	PS	PS	PS	PS	PS	X	IA									
38	Davis, Cody	7	0	0	0	X	X	X	X	X	X	X									
99	Donald, Aaron	7	7	0	0	DT	DT	DT	DT	DT	DT	DT									
64	Donnal, Andrew	3	0	0	4	IA	X	IA	IA	X	IA	X									
58	Dunbar, Jo-Lonn	0	0	0	2	O	O	O	O	IA	IA	O									
98	Fairley, Nick	7	0	0	0	X	X	X	X	X	X	X									
5	Foles, Nick	7	7	0	0	QB	QB	QB	QB	QB	QB	QB									
19	Givens, Chris	3	0	0	0	X	X	X	O	O	O	O									
30	Gurley, Todd	5	4	0	2	IA	IA	X	RB	RB	RB	RB									
43	Hagen, Jacob	0	0	0	0	PS	PS	PS	PS	PS	O	O									
54	Hager, Bryce	7	0	0	0	X	X	X	X	X	X	X									
46	Harkey, Cory	7	1	0	0	X	X	X	X	TE	X	X									
79	Havenstein, Rob	7	7	0	0	RT	RT	RT	RT	RT	RT	RT									
95	Hayes, William	7	2	0	0	X	X	X	X	X	DE	DE									
6	Hekker, Johnny	7	0	0	0	X	X	X	X	X	X	X									
57	Hodges, Zack	0	0	0	0	O	O	O	O	O	O	PS									
21	Jenkins, Janoris	7	7	0	0	RCB	RCB	RCB	RCB	RCB	RCB	RCB									
22	Johnson, Trumaine	7	6	0	0	LCB	X	LCB	LCB	LCB	LCB	LCB									
20	Joyner, Lamarcus	7	2	0	0	X	X	CB	X	DB	X	X									
17	Keenum, Case	0	0	7	0	DNP	DNP	DNP	DNP	DNP	DNP	DNP									
88	Kendricks, Lance	6	4	0	1	TE	TE	TE	X	TE	IA	X									
45	Laskey, Zach	0	0	0	0	PS	PS	PS	PS	PS	PS	PS									
55	Laurinaitis, James	7	7	0	0	MLB	MLB	MLB	MLB	MLB	MLB	MLB									
91	Long, Chris	5	5	0	2	DE	DE	LDE	LDE	LDE	IA	IA									
96	Longacre, Matt	0	0	0	0	PS	PS	PS	PS	PS	PS	PS									
50	Lynch, Cameron	7	0	0	0	X	X	X	X	X	X	X									
14	Mannion, Sean	0	0	0	7	IA	IA	IA	IA	IA	IA	IA									
15	Marquez, Bradley	7	0	0	0	X	X	X	X	X	X	X									
27	Mason, Tre	5	2	0	2	IA	RB	RB	X	X	IA	X									
25	McDonald, T.J.	7	7	0	0	SS	SS	SS	SS	SS	SS	SS									
32	Brandon McGee	0	0	0	0	O	PS	PS	O	O	O	O									
23	McLeod, Rodney	7	7	0	0	FS	FS	FS	FS	FS	FS	FS									
44	McQuaide, Jake	7	0	0	0	X	X	X	X	X	X	X									
52	Ogletree, Alec	4	4	0	2	LB	LB	LLB	LLB	IA	IA	IR									
24	Patterson, Eric	0	0	0	0	O	O	O	PS	PS	PS	PS									
24	Pead, Isaiah	2	0	0	1	X	X	IA	O	O	O	O									
83	Quick, Brian	4	0	0	3	IA	IA	IA	X	X	X	X									
94	Quinn, Robert	7	7	0	0	DE	DE	DE	DE	DE	DE	DE									
41	Reed, Trovon	0	0	0	0	PS	PS	PS	O	O	O	O									
34	Reynolds, Chase	4	0	0	3	X	IA	IA	IA	X	X	X									
71	Reynolds, Garrett	7	2	0	0	X	X	X	X	X	RG	LG									
65	Rhaney, Demetrius	7	0	0	0	X	X	X	X	X	X	X									
59	Rivers, Gerald	0	0	0	0	O	O	O	O	O	O	PS									
47	Roberson, Marcus	7	1	0	0	X	LCB	X	X	X	X	X									
73	Robinson, Greg	7	7	0	0	LT	LT	LT	LT	LT	LT	LT									
76	Saffold, Rodger	5	5	0	0	RG	RG	RG	RG	RG	IR	IR									
97	Sims, Eugene	4	0	0	3	X	IA	IA	IA	X	X	X									
81	Toon, Nick	0	0	0	0	O	O	PS	PS	PS	PS	PS									
62	Trinca-Pasat, Louis	0	0	0	0	PS	PS	PS	PS	PS	PS	PS									
42	Watts, Trey	1	0	0	1	SUS	SUS	SUS	SUS	CEX	X	IA									
93	Westbrooks, Ethan	6	0	0	1	X	X	X	X	IA	X	X									
35	White, Melvin	0	0	0	0	O	PS	PS	PS	PS	PS	PS									
69	Wichmann, Cody	3	0	0	4	X	IA	IA	X	IA	X	IA									
63	Williams, Darrell	3	0	0	4	IA	IA	X	IA	IA	X	X									
92	Worthington, Doug	0	0	0	1	PS	PS	PS	PS	PS	PS	IA									
4	Zuerlein, Greg	7	0	0	0	X	X	X	X	X	X	X									

(Pos) - Starter; X - Reserve; DNP - Did Not Play; IA - Inactive; IR - Injured Reserve; PS - Practice Squad; O - Not on Roster; U - Unsigned; E - Roster Exemption; PUP - Physically Unable to Perform; GP - Games Played; GS - Started; D - Did Not Play; IA - Inactive; SUS - Reserve/Suspended; NFI - Non Football Injury List; CEX - Reserve/Commissioners Exempt; US - Reserve/Unsigned



# HOW THE RAMS WERE BUILT

## DRAFTEES (30)

## FREE AGENTS (23)

## TRADES/WAIVERS (3)

2015	RB Todd Gurley (1) T Rob Havenstein (2) OL Jamon Brown (3a) QB Sean Mannion (3b) T Andrew Donnal (4) OL Cody Wichmann (6b) LB Bryce Hager (7a)	LB Akeem Ayers (UFA-NE) DT Nick Fairley (UFA-DET) T Garrett Reynolds (UFA-DET) LB Cameron Lynch (UDFA) WR Bradley Marquez (UDFA) T Darrell Williams (UDFA) DT Doug Worthington (FA)	QB Nick Foles (T-PHI) QB Case Keenum (T-HOU)
2014	OL Greg Robinson (1a) DT Aaron Donald (1b) DB Lamarcus Joyner (2) RB Tre Mason (3) S Maurice Alexander (4) CB E.J. Gaines (6a)* S Christian Bryant (7b) C Demetrius Rhaney (7d)	WR Kenny Britt (UFA-TEN) CB Marcus Roberson (UDFA) DT Ethan Westbrooks (UDFA) RB Trey Watts (UDFA) TE Justice Cunningham (FA)	S Mark Barron (T-TB)
2013	WR Tavon Austin (1a) LB Alec Ogletree (1b) S T.J. McDonald (3a) WR Steadman Bailey (3b)	LB Daren Bates (UDFA) TE Jared Cook (UFA-TEN) RB Benny Cunningham (UDFA) S Cody Davis (UDFA)	
2012	DT Michael Brockers (1) WR Brian Quick (2a) CB Janoris Jenkins (2b) CB Trumaine Johnson (3) K Greg Zuerlein (6)	TE Cory Harkey (UDFA) DE William Hayes (UFA-TEN) P Johnny Hekker (UDFA) S Rodney McLeod (UDFA) C Tim Barnes (FA)	
2011	DE Robert Quinn (1) TE Lance Kendricks (2)	LS Jake McQuaide (UDFA) RB Chase Reynolds (UDFA)	
2010	OL Rodger Saffold (2)* DE Eugene Sims (6b)		
2009	LB James Laurinaitis (2)		
2008	DE Chris Long (1)		

\* denotes player on reserve list

\*\*denotes player on PUP

FA - Free Agent; UFA - Unrestricted Free Agent; RFA - Restricted Free Agent; W - Waivers; T- Trade







# MISCELLANEOUS STATS







# 2015 Ball Possession & Drive Chart

San Francisco 49ers vs St. Louis Rams  
11/1/2015 at Edward Jones Dome

## Ball Possession And Drive Chart

### San Francisco 49ers

#	Time Recd	Time Lost	Time Poss	How Ball Obtained	Drive Began	# Play	Yds Gain	Yds Pen	Net Yds	1st Down	Last Scrm	How Given Up
1	15:00	10:29	4:31	Kickoff	SF 20	9	44	0	44	3	SL 36	Field Goal
2	9:12	7:45	1:27	Punt	SF 21	3	9	0	9	0	SF 30	Punt
3	5:32	4:24	1:08	Punt	SF 3	3	-3	0	-3	0	SF 1	Safety
4	3:01	2:38	0:23	Fumble	SL 47	3	0	-5	-5	0	SF 48	Punt
5	1:29	14:47	1:42	Punt	SF 11	3	3	0	3	0	SF 14	Punt
6	12:39	10:35	2:04	Punt	SF 32	4	-1	10	9	1	SF 41	Punt
7	10:25	9:05	1:20	Kickoff	SF 8	3	-1	0	-1	0	SF 7	Punt
8	6:52	1:53	4:59	Kickoff	SF 20	12	63	10	73	4	*SL 7	Field Goal
9	0:18	0:00	0:18	Kickoff	SF 22	1	-1	0	-1	0	SF 22	End of Half
10	13:06	11:53	1:13	Punt	SF 17	3	9	0	9	0	SF 26	Punt
11	7:42	6:11	1:31	Punt	SF 2	3	3	0	3	0	SF 5	Punt
12	1:14	14:13	2:01	Missed FG	SF 30	5	17	0	17	1	SF 47	Punt
13	12:32	10:09	2:23	Punt	SF 20	6	9	5	14	1	SF 34	Punt
14	8:34	6:28	2:06	Kickoff	SF 20	3	13	-5	8	0	SF 28	Punt
15	3:59	3:03	0:56	Punt	SL 49	6	25	0	25	1	SL 24	Downs

(330) Average SF 22

### St. Louis Rams

#	Time Recd	Time Lost	Time Poss	How Ball Obtained	Drive Began	# Play	Yds Gain	Yds Pen	Net Yds	1st Down	Last Scrm	How Given Up
1	10:29	9:12	1:17	Kickoff	SL 20	3	6	0	6	0	SL 26	Punt
2	7:45	5:32	2:13	Punt	SL 18	5	11	5	16	1	SL 34	Punt
3	4:24	3:01	1:23	Kickoff	SL 38	3	32	0	32	1	50	Fumble
4	2:38	1:29	1:09	Punt	SL 30	3	4	0	4	0	SL 34	Punt
5	14:47	12:39	2:08	Punt	SL 34	4	10	-15	-5	0	SL 29	Punt
6	10:35	10:25	0:10	Punt	SL 29	1	71	0	71	1	SL 29	Touchdown
7	9:05	6:52	2:13	Punt	SF 39	6	19	0	19	1	SF 20	Field Goal
8	1:53	0:18	1:35	Kickoff	SL 20	7	72	8	80	5	*SF 2	Touchdown
9	15:00	13:06	1:54	Kickoff	SL 17	5	15	0	15	1	SL 32	Punt
10	11:53	7:42	4:11	Punt	SL 8	7	30	0	30	2	SL 38	Punt
11	6:11	1:14	4:57	Punt	SL 44	8	19	15	34	2	SF 22	Missed FG
12	14:13	12:32	1:41	Punt	SL 5	3	8	0	8	0	SL 13	Punt
13	10:09	8:34	1:35	Punt	SL 27	3	73	0	73	1	SL 34	Touchdown
14	6:28	3:59	2:29	Punt	SL 15	3	5	0	5	0	SL 20	Punt
15	3:03	0:00	3:03	Downs	SL 24	5	13	0	13	1	SL 38	End of Game

(390) Average SL 26

\* inside opponent's 20

Time of Possession by Quarter		1st	2nd	3rd	4th	OT	Total
Visitor	San Francisco 49ers	8:58	8:54	3:58	6:12		28:02
Home	St. Louis Rams	6:02	6:06	11:02	8:48		31:58
Kickoff Drive No.-Start Average		49ers: 5 - SF 18			Rams: 4 - SL 24		

# 2015 Ball Possession & Drive Chart

Cleveland Browns vs St. Louis Rams  
10/25/2015 at Edward Jones Dome

## Ball Possession And Drive Chart

### Cleveland Browns

#	Time Recd	Time Lost	Time Poss	How Ball Obtained	Drive Began	# Play	Yds Gain	Yds Pen	Net Yds	1st Down	Last Scrm	How Given Up
1	13:16	11:59	1:17	Punt	CLV 8	3	11	0	11	1	CLV 19	Fumble
2	11:59	9:15	2:44	Kickoff	CLV 20	5	5	0	5	1	CLV 32	Fumble
3	7:33	14:05	8:28	Kickoff	CLV 20	14	63	10	73	4	* SL 7	Field Goal
4	11:46	9:37	2:09	Punt	CLV 4	3	7	0	7	0	CLV 11	Punt
5	9:07	7:53	1:14	Punt	CLV 9	3	12	-9	3	0	CLV 12	Punt
6	4:22	0:58	3:24	Fumble	CLV 16	7	41	0	41	2	SL 43	Punt
7	0:04	0:00	0:04	Missed FG	SL 48	1	0	0	0	0	SL 48	End of Half
8	15:00	11:45	3:15	Kickoff	CLV 20	6	54	0	54	2	SL 26	Field Goal
9	8:32	4:09	4:23	Missed FG	CLV 25	5	57	-35	22	1	CLV 47	Punt
10	2:14	14:49	2:25	Kickoff	CLV 20	4	27	0	27	1	CLV 47	Punt
11	13:17	12:17	1:00	Punt	CLV 21	2	15	15	30	1	CLV 38	Fumble
12	8:11	5:17	2:54	Kickoff	CLV 13	8	40	10	50	5	SL 37	Fumble
13	3:26	1:10	2:16	Punt	CLV 45	6	32	-10	22	1	SL 38	Downs

(273) Average CLV 21

### St. Louis Rams

#	Time Recd	Time Lost	Time Poss	How Ball Obtained	Drive Began	# Play	Yds Gain	Yds Pen	Net Yds	1st Down	Last Scrm	How Given Up
1	15:00	13:16	1:44	Kickoff	SL 33	3	-1	0	-1	0	SL 32	Punt
2	9:15	7:33	1:42	Fumble	CLV 25	4	4	0	4	0	CLV 21	Field Goal
3	14:05	11:46	2:19	Kickoff	SL 22	4	18	0	18	1	SL 40	Punt
4	9:37	9:07	0:30	Punt	SL 49	3	0	-5	-5	0	SL 44	Punt
5	7:53	4:22	3:31	Punt	SL 41	6	44	0	44	2	CLV 32	Fumble
6	0:58	0:04	0:54	Punt	SL 12	6	43	0	43	2	CLV 45	Missed FG
7	11:45	8:32	3:13	Kickoff	SL 20	8	63	0	63	3	* CLV 17	Missed FG
8	4:09	2:14	1:55	Punt	SL 12	4	62	26	88	4	* CLV 1	Touchdown
9	14:49	13:17	1:32	Punt	SL 20	3	5	0	5	0	SL 25	Punt
10	12:17	8:11	4:06	Fumble	SL 44	7	51	5	56	4	* CLV 16	Touchdown
11	5:17	3:26	1:51	Fumble	SL 33	4	21	-15	6	0	SL 39	Punt
12	1:10	0:00	1:10	Downs	SL 33	2	-2	0	-2	0	SL 32	End of Game

(394) Average SL 33

\* inside opponent's 20

#### Time of Possession by Quarter

	1st	2nd	3rd	4th	OT	Total
Visitor Cleveland Browns	11:34	7:46	9:52	6:21		35:33
Home St. Louis Rams	3:26	7:14	5:08	8:39		24:27

#### Kickoff Drive No.-Start Average

Browns: 5 - CLV 19                      Rams: 3 - SL 25

# 2015 Ball Possession & Drive Chart

St. Louis Rams vs Green Bay Packers  
10/11/2015 at Lambeau Field

## Ball Possession And Drive Chart

### St. Louis Rams

#	Time Recd	Time Lost	Time Poss	How Ball Obtained	Drive Began	# Play	Yds Gain	Yds Pen	Net Yds	1st Down	Last Scrm	How Given Up
1	15:00	13:57	1:03	Kickoff	SL 20	3	2	0	2	0	SL 22	Punt
2	12:09	6:48	5:21	Kickoff	SL 25	10	35	-5	30	3	GB 45	Punt
3	4:07	3:19	0:48	Interception	SL 43	3	2	0	2	0	SL 45	Interception
4	1:36	0:53	0:43	Downs	SL 41	3	6	-5	1	0	SL 42	Interception
-----												
5	0:53	14:17	1:36	Kickoff	SL 20	3	3	-5	-2	0	SL 18	Punt
6	12:22	7:12	5:10	Punt	SL 20	9	48	32	80	5	* GB 5	Touchdown
7	4:03	1:40	2:23	Interception	GB 33	7	14	-5	9	1	* GB 24	Field Goal
-----												
8	12:41	10:24	2:17	Kickoff	SL 20	4	19	0	19	1	SL 39	Punt
9	8:26	4:15	4:11	Punt	SL 35	8	33	0	33	1	GB 32	Missed FG
10	3:35	0:48	2:47	Fumble	GB 41	6	6	0	6	1	GB 35	Missed FG
-----												
11	11:38	9:03	2:35	Punt	SL 20	5	73	0	73	2	* GB 7	Interception
12	7:32	3:23	4:09	Punt	SL 30	9	25	0	25	2	GB 45	Missed FG
13	1:03	0:23	0:40	Kickoff	SL 20	4	68	5	73	1	* GB 7	Interception

(420) Average SL 32

### Green Bay Packers

#	Time Recd	Time Lost	Time Poss	How Ball Obtained	Drive Began	# Play	Yds Gain	Yds Pen	Net Yds	1st Down	Last Scrm	How Given Up
1	13:57	12:09	1:48	Punt	GB 44	6	51	5	56	2	SL 31	Touchdown
2	6:48	4:07	2:41	Punt	GB 20	6	33	5	38	2	SL 42	Interception
3	3:19	1:36	1:43	Interception	50	4	9	0	9	0	SL 41	Downs
-----												
4	14:17	12:22	1:55	Punt	GB 40	3	7	0	7	0	GB 47	Punt
5	7:12	4:03	3:09	Kickoff	GB 20	8	40	0	40	3	SL 40	Interception
6	1:40	0:00	1:40	Kickoff	GB 20	5	25	0	25	2	GB 42	End of Half
-----												
7	15:00	12:41	2:19	Kickoff	GB 25	4	75	0	75	2	GB 35	Touchdown
8	10:24	8:26	1:58	Punt	GB 10	3	11	-5	6	0	GB 16	Punt
9	4:15	3:35	0:40	Missed FG	GB 40	3	1	0	1	0	GB 43	Fumble
-----												
10	0:48	11:38	4:10	Missed FG	GB 43	7	33	-15	18	2	SL 39	Punt
11	9:03	7:32	1:31	Interception	GB 20	3	4	0	4	0	GB 24	Punt
12	3:23	1:03	2:20	Missed FG	SL 47	7	35	-5	30	1	* SL 17	Field Goal
13	0:23	0:00	0:23	Interception	GB 7	1	-2	0	-2	0	GB 7	End of Game

(392) Average GB 30

\* inside opponent's 20

#### Time of Possession by Quarter

	1st	2nd	3rd	4th	OT	Total
<b>Visitor</b> St. Louis Rams	8:48	8:16	9:15	7:24		33:43
<b>Home</b> Green Bay Packers	6:12	6:44	5:45	7:36		26:17

#### Kickoff Drive No.-Start Average

Rams: 5 - SL 21                      Packers: 3 - GB 22



# 2015 Ball Possession & Drive Chart

St. Louis Rams vs Arizona Cardinals  
10/4/2015 at University of Phoenix Stadium

## Ball Possession And Drive Chart

### St. Louis Rams

#	Time Recd	Time Lost	Time Poss	How Ball Obtained	Drive Began	# Play	Yds Gain	Yds Pen	Net Yds	1st Down	Last Scrm	How Given Up
1	14:53	13:24	1:29	Fumble	ARZ 17	3	17	0	17	1	* ARZ 12	Touchdown
2	9:59	8:32	1:27	Punt	SL 23	3	1	0	1	0	SL 24	Punt
3	4:13	2:14	1:59	Kickoff	SL 8	3	-1	5	4	0	SL 12	Punt
4	10:45	8:56	1:49	Kickoff	SL 35	3	6	0	6	0	SL 41	Punt
5	6:50	3:16	3:34	Interception	SL 20	7	68	0	68	2	* ARZ 12	Field Goal
6	1:13	0:35	0:38	Kickoff	SL 15	3	7	0	7	0	SL 22	Punt
7	15:00	10:34	4:26	Kickoff	SL 20	8	35	-5	30	2	50	Punt
8	8:36	5:44	2:52	Fumble	SL 42	5	58	0	58	3	* ARZ 18	Touchdown
9	1:13	14:52	1:21	Kickoff	SL 12	3	1	-5	-4	0	SL 8	Punt
10	11:57	8:16	3:41	Kickoff	SL 20	6	85	-5	80	3	* ARZ 12	Touchdown
11	4:38	2:51	1:47	Kickoff	SL 14	3	6	0	6	0	SL 20	Punt
12	1:44	0:00	1:44	Downs	SL 44	5	47	0	47	2	* ARZ 8	End of Game

(336) Average SL 28

### Arizona Cardinals

#	Time Recd	Time Lost	Time Poss	How Ball Obtained	Drive Began	# Play	Yds Gain	Yds Pen	Net Yds	1st Down	Last Scrm	How Given Up
1	15:00	14:53	0:07	Kickoff		0	0	0	0	0		Fumble
2	13:24	9:59	3:25	Kickoff	ARZ 20	6	18	-5	13	2	ARZ 33	Punt
3	8:32	4:13	4:19	Punt	ARZ 34	8	33	29	62	3	* SL 4	Field Goal
4	2:14	10:45	6:29	Punt	ARZ 40	13	51	0	51	4	* SL 9	Field Goal
5	8:56	6:50	2:06	Punt	ARZ 17	4	32	0	32	1	ARZ 49	Interception
6	3:16	1:13	2:03	Kickoff	ARZ 20	9	56	0	56	3	SL 24	Field Goal
7	0:35	0:00	0:35	Punt	ARZ 23	4	11	-10	1	1	ARZ 25	End of Half
8	10:34	8:36	1:58	Punt	ARZ 8	4	50	0	50	1	ARZ 38	Fumble
9	5:44	1:13	4:31	Kickoff	ARZ 20	9	55	5	60	4	* SL 20	Field Goal
10	14:52	11:57	2:55	Punt	ARZ 48	6	41	0	41	2	* SL 11	Field Goal
11	8:16	4:38	3:38	Kickoff	ARZ 20	8	80	0	80	4	* SL 23	Touchdown
12	2:51	1:44	1:07	Punt	ARZ 37	5	20	0	20	1	SL 43	Downs

(287) Average ARZ 26

\* inside opponent's 20

### Time of Possession by Quarter

	1st	2nd	3rd	4th	OT	Total
Visitor St. Louis Rams	4:55	6:01	8:31	7:20		26:47
Home Arizona Cardinals	10:05	8:59	6:29	7:40		33:13

### Kickoff Drive No.-Start Average

Rams: 7 - SL 18 Cardinals: 4 - ARZ 20

## 2015 Ball Possession & Drive Chart

**Pittsburgh Steelers vs St. Louis Rams**  
9/27/2015 at Edward Jones Dome

### Ball Possession And Drive Chart

#### Pittsburgh Steelers

#	Time Recd	Time Lost	Time Poss	How Ball Obtained	Drive Began	# Play	Yds Gain	Yds Pen	Net Yds	1st Down	Last Scrm	How Given Up
1	15:00	7:18	7:42	Kickoff	PIT 20	13	77	0	77	4	* SL 3	Field Goal
2	4:03	13:00	6:03	Punt	PIT 8	12	85	7	92	7	* SL 1	Touchdown
3	8:15	6:52	1:23	Downs	PIT 48	2	1	-10	-9	0	PIT 39	Interception
4	2:05	0:00	2:05	Kickoff	PIT 18	5	24	-9	15	1	PIT 24	End of Half
5	10:35	4:31	6:04	Punt	PIT 20	10	15	5	20	3	PIT 40	Punt
6	1:05	13:35	2:30	Punt	PIT 18	4	9	0	9	1	PIT 27	Punt
7	11:30	9:44	1:46	Punt	PIT 29	3	8	0	8	0	PIT 37	Punt
8	5:38	3:02	2:36	Kickoff	PIT 25	4	34	-10	24	1	PIT 49	Punt
9	2:51	1:56	0:55	Interception	SL 31	4	8	0	8	0	SL 23	Field Goal
10	1:15	0:00	1:15	Downs	SL 39	2	-2	0	-2	0	SL 40	End of Game

(316) Average PIT 32

#### St. Louis Rams

#	Time Recd	Time Lost	Time Poss	How Ball Obtained	Drive Began	# Play	Yds Gain	Yds Pen	Net Yds	1st Down	Last Scrm	How Given Up
1	7:18	4:03	3:15	Kickoff	SL 20	6	28	0	28	1	SL 48	Punt
2	13:00	8:15	4:45	Kickoff	SL 20	8	32	0	32	2	PIT 48	Downs
3	6:52	2:05	4:47	Interception	SL 19	9	50	0	50	3	PIT 31	Field Goal
4	15:00	10:35	4:25	Kickoff	SL 18	8	40	0	40	2	PIT 42	Punt
5	4:31	1:05	3:26	Punt	SL 15	4	43	-10	33	1	SL 48	Punt
6	13:35	11:30	2:05	Punt	SL 12	3	9	0	9	0	SL 21	Punt
7	9:44	5:38	4:06	Punt	SL 29	7	38	24	62	2	* PIT 9	Field Goal
8	3:02	2:51	0:11	Punt	SL 17	1	0	0	0	0	SL 17	Interception
9	1:56	1:15	0:41	Kickoff	SL 21	5	18	0	18	1	SL 39	Downs

(171) Average SL 19

\* inside opponent's 20

#### Time of Possession by Quarter

	1st	2nd	3rd	4th	OT	Total
<b>Visitor</b> Pittsburgh Steelers	11:45	5:28	7:09	7:57		32:19
<b>Home</b> St. Louis Rams	3:15	9:32	7:51	7:03		27:41

#### Kickoff Drive No.-Start Average

Steelers: 3 - PIT 21                      Rams: 4 - SL 20

# 2015 Ball Possession & Drive Chart

St. Louis Rams vs Washington Redskins  
9/20/2015 at FedExField

## Ball Possession And Drive Chart

### St. Louis Rams

#	Time Recd	Time Lost	Time Poss	How Ball Obtained	Drive Began	# Play	Yds Gain	Yds Pen	Net Yds	1st Down	Last Scrm	How Given Up
1	15:00	12:26	2:34	Kickoff	SL 20	4	13	0	13	1	SL 33	Punt
2	9:34	8:23	1:11	Punt	SL 11	4	15	0	15	1	SL 26	Punt
3	7:05	5:20	1:45	Kickoff	SL 20	3	5	0	5	0	SL 25	Punt
4	0:53	13:45	2:08	Kickoff	SL 20	3	3	5	8	0	SL 28	Punt
5	12:21	10:46	1:35	Punt	SL 36	3	9	-10	-1	0	SL 35	Punt
6	3:02	1:44	1:18	Kickoff	SL 20	4	13	0	13	1	SL 33	Punt
7	0:22	0:00	0:22	Punt	WAS 45	3	14	0	14	1	WAS 45	End of Half
8	12:48	9:33	3:15	Punt	SL 32	6	39	-5	34	2	WAS 34	Field Goal
9	7:55	7:01	0:54	Fumble	WAS 49	2	49	0	49	1	WAS 40	Touchdown
10	5:19	1:58	3:21	Punt	SL 34	3	16	-20	-4	1	SL 30	Punt
11	12:15	9:27	2:48	Punt	SL 20	4	16	0	16	1	SL 36	Punt
12	2:38	1:33	1:05	Kickoff	SL 20	8	21	0	21	2	SL 41	Downs

(339) Average SL 28

### Washington Redskins

#	Time Recd	Time Lost	Time Poss	How Ball Obtained	Drive Began	# Play	Yds Gain	Yds Pen	Net Yds	1st Down	Last Scrm	How Given Up
1	12:26	9:34	2:52	Punt	WAS 28	4	21	0	21	1	WAS 49	Punt
2	8:23	7:05	1:18	Punt	WAS 28	3	72	0	72	2	SL 39	Touchdown
3	5:20	0:53	4:27	Punt	WAS 34	8	48	-10	38	2	SL 28	Field Goal
4	13:45	12:21	1:24	Punt	WAS 19	3	2	0	2	0	WAS 21	Punt
5	10:46	3:02	7:44	Punt	WAS 18	12	87	-5	82	6	* SL 4	Touchdown
6	1:44	0:22	1:22	Punt	WAS 18	3	9	0	9	0	WAS 27	Punt
7	15:00	12:48	2:12	Kickoff	WAS 20	3	0	-5	-5	0	WAS 15	Punt
8	9:33	7:55	1:38	Kickoff	WAS 20	5	25	0	25	1	WAS 41	Fumble
9	7:01	5:19	1:42	Kickoff	WAS 30	3	2	0	2	0	WAS 32	Punt
10	1:58	12:15	4:43	Punt	WAS 9	8	45	-10	35	2	WAS 44	Punt
11	9:27	2:38	6:49	Punt	WAS 23	12	57	20	77	5	* SL 3	Touchdown
12	1:33	0:00	1:33	Downs	SL 41	3	5	0	5	0	SL 34	End of Game

(306) Average WAS 26

\* inside opponent's 20

### Time of Possession by Quarter

	1st	2nd	3rd	4th	OT	Total
Visitor St. Louis Rams	6:23	4:30	7:30	3:53		22:16
Home Washington Redskins	8:37	10:30	7:30	11:07		37:44

### Kickoff Drive No.-Start Average

Rams: 5 - SL 20 Redskins: 3 - WAS 23



# 2015 Ball Possession & Drive Chart

Seattle Seahawks vs St. Louis Rams  
9/13/2015 at Edward Jones Dome

## Ball Possession And Drive Chart

### Seattle Seahawks

#	Time Recd	Time Lost	Time Poss	How Ball Obtained	Drive Began	# Play	Yds Gain	Yds Pen	Net Yds	1st Down	Last Scrm	How Given Up
1	15:00	6:51	8:09	Kickoff	SEA 20	12	45	-5	40	3	SL 40	Punt
2	14:55	11:10	3:45	Kickoff	SEA 19	5	9	10	19	1	SEA 38	Interception
3	7:31	2:56	4:35	Kickoff	SEA 31	8	20	0	20	2	SL 49	Punt
4	1:49	0:00	1:49	Punt	SEA 35	10	58	0	58	3	* SL 7	Field Goal
5	13:18	9:40	3:38	Fumble	SL 39	7	30	0	30	1	* SL 9	Field Goal
6	6:10	4:30	1:40	Kickoff	SEA 20	3	-2	0	-2	0	SEA 18	Punt
7	4:30	2:55	1:35	Kickoff	SEA 20	3	6	0	6	0	SEA 26	Punt
8	1:12	12:04	4:08	Punt	SEA 37	12	73	-10	63	4	* SL 7	Touchdown
9	8:56	4:46	4:10	Fumble	SEA 25	10	58	0	58	4	* SL 17	Field Goal
10	0:53	0:00	0:53	Kickoff	SEA 20	5	9	0	9	1	SEA 30	End of Half
11	12:06	9:00	3:06	Kickoff	SEA 20	7	37	0	37	2	SL 42	Downs

(308) Average SEA 28

### St. Louis Rams

#	Time Recd	Time Lost	Time Poss	How Ball Obtained	Drive Began	# Play	Yds Gain	Yds Pen	Net Yds	1st Down	Last Scrm	How Given Up
1	6:51	4:31	2:20	Punt	SL 12	3	-10	0	-10	0	SL 2	Punt
2	4:31	14:55	4:36	Kickoff	SL 20	9	80	0	80	5	* SEA 16	Touchdown
3	11:10	7:31	3:39	Interception	SEA 26	6	16	-5	11	1	* SEA 15	Field Goal
4	2:56	1:49	1:07	Punt	SL 25	3	5	0	5	0	SL 30	Punt
5	15:00	13:18	1:42	Kickoff	SL 16	3	23	0	23	1	SL 43	Fumble
6	9:40	6:10	3:30	Kickoff	SL 20	6	64	16	80	5	* SEA 1	Touchdown
7	2:55	1:12	1:43	Punt	SL 11	3	6	0	6	0	SL 17	Punt
8	12:04	8:56	3:08	Kickoff	SL 19	5	57	0	57	2	SEA 28	Fumble
9	4:46	4:39	0:07	Kickoff	SL 20	1	-12	0	-12	0	SL 20	Fumble
10	4:39	0:53	3:46	Kickoff	SL 16	12	89	-5	84	4	SEA 37	Touchdown
11	15:00	12:06	2:54	Kickoff	SEA 49	6	30	0	30	1	* SEA 19	Field Goal

(284) Average SL 26

\* inside opponent's 20

#### Time of Possession by Quarter

	1st	2nd	3rd	4th	OT	Total
Visitor Seattle Seahawks	8:09	10:09	8:05	7:59	3:06	37:28
Home St. Louis Rams	6:51	4:51	6:55	7:01	2:54	28:32

#### Kickoff Drive No.-Start Average

Seahawks: 7 - SEA 21

Rams: 6 - SL 18

## 2015 ST. LOUIS RAMS SCORING DRIVES

<u>Opponent</u>	<u>Qtr</u>	<u>Time Rem.</u>	<u>Plays</u>	<u>Net Yards</u>	<u>Poss.</u>	<u>How Acquired</u>	<u>Scoring Play</u>
vs. Seattle	2	14:55	9	80	4:36	Kickoff	T. Austin 16 yd. Touchdown Run
vs. Seattle	2	7:31	6	11	3:39	Interception	G.Zuerlein 33 yd. Field Goal
vs. Seattle	3	6:10	6	80	3:30	Kickoff	N. Foles 1 yd. Touchdown Run
vs. Seattle	3	4:30	0	75	0:00	Punt	T. Austin 75 yd. Punt Return
vs. Seattle	4	0:53	12	84	3:46	Kickoff	L. Kendricks 37 yd. pass from N. Foles
vs. Seattle	5	12:06	6	30	2:54	Kickoff	G. Zuerlein 37 yd. Field Goal
@ Washington	3	9:33	6	34	3:15	Punt	G. Zuerlein 52 yd. Field Goal
@ Washington	3	7:01	2	49	0:54	Fumble	K. Britt 40 yd. pass from N. Foles
vs. Pittsburgh	2	2:05	9	50	4:47	Interception	G. Zuerlein 49 yd. Field Goal
vs. Pittsburgh	4	5:38	7	62	4:06	Punt	G. Zuerlein 27 yd. Field Goal
@ Arizona	1	13:24	3	17	1:29	Fumble	T. Austin 12 yd. pass from N. Foles
@ Arizona	2	3:16	7	68	3:34	Interception	G. Zuerlein 30 yd. Field Goal
@ Arizona	3	5:44	5	58	2:52	Fumble	S. Bailey 18 yd. pass from N. Foles
@ Arizona	4	8:16	6	80	3:41	Kickoff	T. Austin 12 yd. pass from N. Foles
@ Green Bay	2	7:12	9	80	5:10	Punt	T. Austin 5 yd. pass from N. Foles
@ Green Bay	2	1:40	7	9	2:23	Interception	G. Zuerlein 42 yd. Field Goal
vs. Cleveland	1	13:16	0	0	1:44	Kickoff	R. McLeod 20 yd. Fumble Return
vs. Cleveland	1	7:33	4	4	1:42	Fumble	G. Zuerlein 39 yd. Field Goal
vs. Cleveland	3	2:14	4	88	1:55	Punt	T. Gurley 1 yd. Touchdown Run
vs. Cleveland	4	8:11	7	56	4:06	Fumble	T. Gurley 16 yd. Touchdown Run
vs. San Francisco	1	3:01	0	0	1:23	Kickoff	M. Davis tackled in end zone by J. Laurinaitis for a Safety
vs. San Francisco	2	10:25	1	71	0:10	Punt	T. Gurley 71 yd. Touchdown Run
vs. San Francisco	2	6:52	6	19	2:13	Punt	G. Zuerlein 38 yd. Field Goal
vs. San Francisco	2	0:18	7	80	1:35	Kickoff	T. Austin 2 yd. Touchdown Run
vs. San Francisco	4	8:34	3	73	1:35	Punt	T. Austin 66 yd. pass from N. Foles

## 2015 ST. LOUIS RAMS KICKOFF ANALYSIS

<b>Opponent</b>	<b>No.</b>	<b>No. in EZ</b>	<b>TB</b>	<b>Opp. Ret.</b>	<b>Ret. Yds.</b>	<b>Ret. Avg.</b>	<b>Squib</b>	<b>Out of Bounds</b>	<b>Onside Rec/Att</b>
vs. Seattle	7	7	5	2	56	28.0	0	0	0/0
at Washington	3	2	2	1	23	23.0	0	0	0/0
vs. Pittsburgh	3	3	2	1	22	22.0	0	0	0/0
at Arizona	5	5	4	1	19	19.0	0	0	0/0
at Green Bay	3	3	3	0	0	0.0	0	0	0/0
vs. Cleveland	5	5	4	1	21	21.0	0	0	0/0
vs. San Francisco	5	5	3	2	49	24.5	0	0	0/0
at Minnesota									
vs. Chicago									
at Baltimore									
at Cincinnati									
vs. Arizona									
vs. Detroit									
vs. Tampa Bay									
at Seattle									
at San Francisco									
<b>TOTAL</b>	31	30	23	8	190	23.8	0	0	0/0



## 2015 RAMS WEEKLY TEAM RANKINGS

	NFL RANKINGS						NFC RANKINGS					
	OFFENSE			DEFENSE			OFFENSE			DEFENSE		
	Overall	Rush	Pass	Overall	Rush	Pass	Overall	Rush	Pass	Overall	Rush	Pass
<b>Week 1</b>	13/352.0	23/76.0	10/276.0	18/343.0	23T/124.0	18/219.0	8/352.0	12/76.0	6/276.0	7/343.0	12T/124.0	9/219.0
<b>Week 2</b>	31/282.5	27/71.5	22T/211.0	18/358.0	30/153.0	10/205.0	16/282.5	14/71.5	12/211.0	8/358.0	15/153.0	6/205.0
<b>Week 3</b>	32/274.3	29/71.3	29/203.0	9T/325.0	25/122.7	7T/202.3	16/274.3	14/71.3	13/203.0	6/325.0	12/122.7	3T/202.3
<b>Week 4</b>	32/287.8	23/94.5	28/193.3	16/355.5	26/120.3	14/235.3	16/287.8	12/94.5	12/193.3	9/355.5	13/120.3	8/235.3
<b>Week 5</b>	32/297.0	16/113.8	30/183.2	14/348.8	21/113.4	15/235.4	16/297.0	11/113.8	14/183.2	8/348.8	10/113.4	8/235.4
<b>Week 6</b>	32/297.0	13/113.8	31/183.2	10/348.8	21/113.4	10/235.4	16/297.0	9/113.8	15/183.2	7/348.8	10/113.4	6/235.4
<b>Week 7</b>	31/298.8	13/121.2	32/177.7	12/351.3	14/108.2	17/243.2	15/298.8	9/121.2	16/177.7	8/351.3	6/108.2	10/243.2
<b>Week 8</b>	30/311.6	3/132.0	32/179.6	6/328.1	9/98.1	10/230.0	15/311.6	3/132.0	16/179.6	3/328.1	3/98.1	6/230.0
<b>Week 9</b>												
<b>Week 10</b>												
<b>Week 12</b>												
<b>Week 13</b>												
<b>Week 14</b>												
<b>Week 15</b>												
<b>Week 16</b>												
<b>Week 17</b>												

## 2015 TURNOVER BREAKDOWN

OPPONENT	TAKEAWAYS			GIVEAWAYS			MARGIN	RESULT
	FUMBLES	INT	TOTAL	FUMBLES	INT	TOTAL		
vs. SEA	0	1	1	3	0	3	-2	W, 34-31
@WAS	1	0	1	0	0	0	+1	L, 24-10
vs. PIT	0	1	1	0	1	1	0	L, 12-6
@ARI	2	1	3	0	0	0	+3	W, 24-22
@GB	1	2	3	0	4	4	-1	L, 24-10
vs. CLE	4	0	4	1	0	1	+3	W, 24-6
vs. SF	0	0	0	1	0	1	-1	W, 27-6
@MIN								
vs. CHI								
@BAL								
@CIN								
vs. ARI								
vs. DET								
vs. TB								
@SEA								
@SF								
<b>TOTALS</b>	<b>8</b>	<b>5</b>	<b>13</b>	<b>5</b>	<b>5</b>	<b>10</b>	<b>+3</b>	

	TAKEAWAYS			POINTS OFF TAKEAWAYS				
	FUMBLES	INT	TOTAL	TDS	FGs	TOTAL	SCORE %	POINTS
RAMS	8	5	13	5	5	10	77%	50
OPPONENTS	5	5	10	2	3	5	50%	23

## 2015 TEAM HIGHS & LOWS

<b>ST. LOUIS RAMS</b>	<b>HIGH</b>	<b>GAME</b>	<b>LOWS</b>	<b>GAME</b>
Points	34	Week 1 vs. Seattle	6	Week 3 vs. Pittsburgh
Points in a Half	20	Week 7 vs. San Francisco	0	(last) Week 5 @ Green Bay
First Downs	19	Week 1 vs. Seattle	11	Week 2 @ Washington
Rushing Attempts	41	Week 7 vs. San Francisco	13	Week 2 @ Washington
Rushing Yards	197	Week 7 vs. San Francisco	67	Week 2 @ Washington
Passing Attempts	32	Week 2 @ Washington	23	(last) Week 7 vs. San Francisco
Pass Completions	19	Week 3 vs. Pittsburgh	14	Week 7 vs. San Francisco
Passing Yards	297	Week 1 vs. Seattle	150	Week 2 @ Washington
Total Plays	70	Week 5 @ Green Bay	46	Week 2 @ Washington
Total net Yards	388	Week 7 vs. San Francisco	213	Week 2 @ Washington
Time of Possession	33:43	Week 5 @ Green Bay	22:16	Week 2 @ Washington
Interceptions	2	Week 5 @ Green Bay	0	(last) Week 7 vs. San Francisco
Sacks	6	Week 1 vs. Seattle	2	(last) Week 5 @ Green Bay
Penalties	12	Week 7 vs. San Francisco	4	Week 1 vs. Seattle
Yards Penalized	93	Week 7 vs. San Francisco	30	Week 1 vs. Seattle

<b>OPPONENTS</b>	<b>HIGH</b>	<b>GAME</b>	<b>LOWS</b>	<b>GAME</b>
Points	31	Week 1 vs. Seattle	6	(last) Week 7 vs. San Francisco
Points in a Half	17	Week 2 vs. Washington	3	Week 6 vs. Cleveland
First Downs	26	Week 4 @ Arizona	11	Week 7 vs. San Francisco
Rushing Attempts	37	Week 2 vs. Washington	21	(last) Week 7 vs. San Francisco
Rushing Yards	182	Week 2 vs. Washington	38	Week 7 vs. San Francisco
Passing Attempts	46	Week 4 @ Arizona	27	Week 2 @ Washington
Pass Completions	32	Week 1 vs. Seattle	19	Week 5 @ Green Bay
Passing Yards	352	Week 4 @ Arizona	162	Week 7 vs. San Francisco
Total Plays	79	Week 1 vs. Seattle	57	Week 3 vs. Pittsburgh
Total net Yards	447	Week 4 @ Arizona	189	Week 7 vs. San Francisco
Time of Possession	37:44	Week 2 @ Washington	26:17	Week 5 @ Green Bay
Interceptions	4	Week 5 @ Green Bay	0	(last) Week 7 vs. San Francisco
Sacks	3	Week 5 @ Green Bay	0	(last) Week 7 vs. San Francisco
Penalties	13	Week 7 vs. San Francisco	3	Week 4 @ Arizona
Yards Penalized	98	Week 6 vs. Cleveland	20	Week 4 @ Arizona

## 2015 RAMS BESTS

<b>RUSHING ATTEMPTS</b>	<b>NO.</b>	<b>OPPONENT</b>
T. Gurley	30	Week 5 at GB
T. Gurley	20	Week 8 vs. SF
T. Gurley	19	Week 7 vs. Cle
T. Gurley	19	Week 4 at Ari
B. Cunningham	16	Week 1 vs. Sea
T. Mason	15	Week 8 vs. SF
T. Mason	9	Week 3 vs. Pit
T. Mason	7	Week 2 at Was

<b>RUSHING YARDS</b>	<b>YDS.</b>	<b>OPPONENT</b>
T. Gurley	159	Week 5 at GB
T. Gurley	146	Week 4 at Ari
T. Gurley	133	Week 8 vs. SF
T. Gurley	128	Week 7 vs. Cle
T. Mason	46	Week 8 vs. SF
B. Cunningham	45	Week 1 vs. Sea
T. Austin	40	Week 2 at Was
T. Mason	26	Week 2 at Was
C. Given	24	Week 3 vs. Pit
T. Austin	22	Week 5 at GB
T. Austin	21	Week 7 vs. Cle
T. Austin	21	Week 8 vs. SF

<b>YARDS PER CARRY (MIN. 10 ATT.)</b>	<b>YDS.</b>	<b>OPPONENT</b>
T. Gurley	7.7	Week 4 at Ari
T. Gurley	6.7	Week 8 vs. SF
T. Gurley	6.7	Week 7 vs. Cle
T. Gurley	5.3	Week 5 at GB
T. Mason	3.1	Week 8 vs. SF
B. Cunningham	2.8	Week 1 vs. Sea

<b>LONGEST RUSH</b>	<b>YDS.</b>	<b>OPPONENT</b>
T. Gurley	71t	Week 8 vs. SF
T. Gurley	55	Week 5 at GB
T. Gurley	52	Week 4 at Ari
T. Gurley	48	Week 7 vs. Cle
T. Gurley	30	Week 4 at Ari
C. Givens	24	Week 3 vs. Pit
T. Gurley	23	Week 4 at Ari
T. Austin	21	Week 7 vs. Cle
T. Gurley	20	Week 4 at Ari
T. Gurley	16t	Week 7 vs. Cle
T. Mason	16	Week 3 vs. Pit
T. Austin	16t	Week 1 vs. Sea
T. Austin	16	Week 2 at Was
T. Austin	15	Week 5 at GB
T. Gurley	15	Week 7 vs. Cle

<b>PASS ATTEMPTS</b>	<b>NO.</b>	<b>OPPONENT</b>
N. Foles	32	Week 2 at Was
N. Foles	28	Week 3 vs. Pit
N. Foles	27	Week 1 vs. Sea
N. Foles	24	Week 4 at Ari
N. Foles	23	Week 8 vs. SF
N. Foles	23	Week 7 vs. Cle

<b>PASS COMPLETIONS</b>	<b>NO.</b>	<b>OPPONENT</b>
N. Foles	19	Week 3 vs. Pit
N. Foles	18	Week 1 vs. Sea
N. Foles	17	Week 2 at Was
N. Foles	16	Week 4 at Ari
N. Foles	15	Week 7 vs. Cle
N. Foles	14	Week 8 vs. SF
N. Foles	11	Week 5 at GB

<b>PASSING YARDS</b>	<b>YDS.</b>	<b>OPPONENT</b>
N. Foles	297	Week 1 vs. Sea
N. Foles	197	Week 3 vs. Pit
N. Foles	191	Week 8 vs. SF
N. Foles	171	Week 4 at Ari
N. Foles	163	Week 7 vs. Cle
N. Foles	150	Week 2 at Was
N. Foles	141	Week 5 at GB

<b>RECEPTIONS</b>	<b>NO.</b>	<b>OPPONENT</b>
K. Britt	7	Week 3 vs. Pit
T. Austin	6	Week 4 at Ari
T. Austin	5	Week 3 vs. Pit
J. Cook	5	Week 2 at Was
J. Cook	5	Week 1 vs. Sea
T. Austin	4	Week 7 vs. Cle
T. Gurley	4	Week 7 vs. Cle
B. Cunningham	4	Week 2 at Was
B. Cunningham	4	Week 1 vs. Sea
T. Austin	4	Week 8 vs. SF

<b>RECEIVING YARDS</b>	<b>YDS.</b>	<b>OPPONENT</b>
K. Britt	102	Week 3 vs. Pit
T. Austin	98	Week 8 vs. SF
T. Austin	96	Week 4 at Ari
J. Cook	85	Week 1 vs. Sea
B. Cunningham	77	Week 1 vs. Sea
S. Bailey	73	Week 5 at GB
S. Bailey	58	Week 1 vs. Sea
J. Cook	57	Week 8 vs. SF
J. Cook	47	Week 2 at Was
K. Britt	44	Week 2 at Was
T. Austin	43	Week 7 vs. Cle
L. Kendrick	42	Week 1 vs. Sea
T. Austin	38	Week 3 vs. Pit
K. Britt	37	Week 1 vs. Sea
T. Gurley	35	Week 7 vs. Cle
S. Bailey	30	Week 4 at Ari
B. Cunningham	28	Week 5 at GB
B. Cunningham	27	Week 2 at Was

<b>LONGEST RECEPTION</b>	<b>YDS.</b>	<b>OPPONENT</b>
S. Bailey	68	Week 5 at GB
T. Austin	66t	Week 8 vs. SF
J. Cook	49	Week 8 vs. SF
T. Austin	47	Week 4 at Ari
B. Cunningham	42	Week 1 vs. Sea
K. Britt	41	Week 7 vs. Cle
K. Britt	40t	Week 2 at Was
L. Kendrick	37t	Week 1 vs. Sea
J. Cook	30	Week 1 vs. Sea
S. Bailey	29	Week 1 vs. Sea
K. Britt	26	Week 3 vs. Pit
T. Gurley	24	Week 7 vs. Cle
K. Britt	21	Week 1 vs. Sea
T. Austin	20	Week 7 vs. Cle
C. Davis	20	Week 5 at GB
L. Kendrick	20	Week 5 at GB
S. Bailey	18t	Week 4 at Ari

<b>FIELD GOALS</b>	<b>NO.</b>	<b>OPPONENT</b>
G. Zuerlein	2	Week 3 vs. Pit
G. Zuerlein	2	Week 1 vs. Sea
G. Zuerlein	1	Week 8 vs. SF
G. Zuerlein	1	Week 7 vs. Cle
G. Zuerlein	1	Week 2 at Was
G. Zuerlein	1	Week 5 at GB
G. Zuerlein	1	Week 4 at Ari

<b>LONGEST FIELD GOAL</b>	<b>YDS.</b>	<b>OPPONENT</b>
G. Zuerlein	52	Week 2 at Was
G. Zuerlein	49	Week 3 vs. Pit
G. Zuerlein	42	Week 5 at GB
G. Zuerlein	39	Week 7 vs. Cle
G. Zuerlein	38	Week 8 vs. SF
G. Zuerlein	37	Week 1 vs. Sea
G. Zuerlein	33	Week 1 vs. Sea
G. Zuerlein	30	Week 4 at Ari
G. Zuerlein	27	Week 3 vs. Pit

<b>MOST KICKOFF RETURNS</b>	<b>NO.</b>	<b>OPPONENT</b>
B. Cunningham	5	Week 4 at Ari
I. Pead	3	Week 1 vs. Sea
B. Cunningham	2	Week 3 vs. Pit

<b>LONGEST KICKOFF RETURN</b>	<b>YDS.</b>	<b>OPPONENT</b>
B. Cunningham	39	Week 4 at Ari
S. Bailey	28	Week 7 vs. Cle
B. Cunningham	28	Week 2 at Was
B. Cunningham	26	Week 3 vs. Pit
B. Cunningham	25	Week 5 at GB
I. Pead	22	Week 1 vs. Sea
B. Cunningham	21	Week 7 vs. Cle

<b>MOST PUNT RETURNS</b>	<b>NO.</b>	<b>OPPONENT</b>
T. Austin	3	Week 8 vs. SF
T. Austin	3	Week 3 vs. Pit
T. Austin	2	Week 7 vs. Cle
T. Austin	2	Week 1 vs. Sea
T. Austin	2	Week 5 at GB

<b>LONGEST PUNT RETURN</b>	<b>YDS.</b>	<b>OPPONENT</b>
T. Austin	75t	Week 1 vs. Sea
T. Austin	20	Week 3 vs. Pit

## 2015 OPPONENTS BESTS

### RUSHING ATTEMPTS

	NO.	OPPONENT
L. Bell	19	Week 3 vs. Pit
M. Jones	19	Week 2 at Was
A. Morris	18	Week 2 at Was
M. Lynch	18	Week 1 vs. Sea
C. Johnson	16	Week 4 at Ari
E. Lacy	13	Week 5 at GB
I. Crowell	8	Week 7 vs. Cle
R. Wilson	8	Week 1 vs. Sea
A. Rodgers	8	Week 5 at GB

### RUSHING YARDS

	YDS.	OPPONENT
M. Jones	123	Week 2 at Was
C. Johnson	83	Week 4 at Ari
M. Lynch	73	Week 1 vs. Sea
L. Bell	62	Week 3 vs. Pit
A. Morris	59	Week 2 at Was
A. Rodgers	39	Week 5 at GB
R. Wilson	31	Week 1 vs. Sea
R. Turbin	30	Week 7 vs. Cle
E. Lacy	27	Week 5 at GB
D. Johnson	18	Week 4 at Ari

### YARDS PER CARRY (MIN. 10 ATT.)

	YDS.	OPPONENT
M. Jones	6.5	Week 2 at Was
C. Johnson	5.2	Week 4 at Ari
M. Lynch	4.1	Week 1 vs. Sea
A. Morris	3.3	Week 2 at Was
L. Bell	3.3	Week 3 vs. Pit
E. Lacy	2.1	Week 5 at GB

### LONGEST RUSH

	YDS.	OPPONENT
M. Jones	39	Week 2 at Was
A. Morris	35	Week 2 at Was
M. Lynch	24	Week 1 vs. Sea
L. Bell	23	Week 3 vs. Pit
R. Turbin	22	Week 7 vs. Cle
C. Johnson	21	Week 4 at Ari
A. Rodgers	18	Week 5 at GB
R. Wilson	10	Week 1 vs. Sea
F. Jackson	7	Week 1 vs. Sea

### PASS ATTEMPTS

	NO.	OPPONENT
C. Palmer	46	Week 4 at Ari
R. Wilson	41	Week 1 vs. Sea
J. McCown	32	Week 7 vs. Cle
A. Rodgers	30	Week 5 at GB
K. Cousins	27	Week 2 at Was
B. Roethlisberger	24	Week 3 vs. Pit

### PASS COMPLETIONS

	NO.	OPPONENT
R. Wilson	32	Week 1 vs. Sea
C. Palmer	29	Week 4 at Ari
J. McCown	26	Week 7 vs. Cle
K. Cousins	23	Week 2 at Was
B. Roethlisberger	20	Week 3 vs. Pit
A. Rodgers	19	Week 5 at GB

### PASSING YARDS

	YDS.	OPPONENT
C. Palmer	352	Week 4 at Ari
J. McCown	270	Week 7 vs. Cle
R. Wilson	251	Week 1 vs. Sea
A. Rodgers	241	Week 5 at GB
K. Cousins	203	Week 2 at Was
B. Roethlisberger	192	Week 3 vs. Pit

### RECEPTIONS

	NO.	OPPONENT
A. Brown	11	Week 3 vs. Pit
J. Kearse	8	Week 1 vs. Sea
D. Johnson	7	Week 7 vs. Cle
L. Fitzgerald	7	Week 4 at Ari
Jo. Brown	7	Week 4 at Ari
L. Bell	7	Week 3 vs. Pit
D. Baldwin	7	Week 1 vs. Sea
G. Barnidge	6	Week 7 vs. Cle
R. Rodgers	6	Week 5 at GB
J. Reed	6	Week 2 at Was
P. Garcon	6	Week 2 at Was
J. Graham	6	Week 1 vs. Sea
M. Lynch	5	Week 1 vs. Sea
M. Floyd	5	Week 4 at Ari
T. Benjamin	4	Week 7 vs. Cle
T. Gabriel	4	Week 7 vs. Cle
T. Lockett	4	Week 1 vs. Sea
D. Johnson	4	Week 4 at Ari
T. Montgomery	4	Week 5 at GB

### RECEIVING YARDS

	YDS.	OPPONENT
A. Brown	108	Week 3 vs. Pit
G. Barnidge	101	Week 7 vs. Cle
L. Fitzgerald	99	Week 4 at Ari
J. Reed	82	Week 2 at Was
J. Jones	77	Week 5 at GB
J. Kearse	76	Week 1 vs. Sea
Jo. Brown	75	Week 4 at Ari
D. Johnson	73	Week 7 vs. Cle
L. Bell	70	Week 3 vs. Pit
D. Johnson	63	Week 4 at Ari
T. Montgomery	59	Week 5 at GB
M. Floyd	59	Week 4 at Ari
J. Graham	51	Week 1 vs. Sea
T. Benjamin	47	Week 7 vs. Cle
R. Rodgers	45	Week 5 at GB
R. Grant	45	Week 2 at Was
D. Baldwin	35	Week 1 vs. Sea
T. Lockett	34	Week 1 vs. Sea
M. Lynch	31	Week 1 vs. Sea
J. Starks	29	Week 5 at GB

### LONGEST RECEPTION

	YDS.	OPPONENT
J. Jones	65t	Week 5 at GB
R. Grant	35	Week 2 at Was
T. Montgomery	31	Week 5 at GB
J. Reed	29	Week 2 at Was
G. Barnidge	28	Week 7 vs. Cle
J. Kearse	23	Week 1 vs. Sea
D. Johnson	21	Week 7 vs. Cle
T. Benjamin	21	Week 7 vs. Cle
L. Bell	20	Week 3 vs. Pit
A. Hawkins	19	Week 7 vs. Cle
J. Starks	19	Week 5 at GB
A. Brown	19	Week 3 vs. Pit
J. Graham	19	Week 1 vs. Sea
M. Lynch	19	Week 1 vs. Sea
M. Jones	18	Week 2 at Was
R. Rodgers	18	Week 5 at GB

### FIELD GOALS

	NO.	OPPONENT
C. Catanzaro	5	Week 4 at Ari
S. Hauschka	3	Week 1 vs. Sea
J. Scobee	2	Week 3 vs. Pit
T. Coons	2	Week 7 vs. Cle
M. Crosby	1	Week 5 at GB
D. Hopkins	1	Week 2 at Was

### LONGEST FIELD GOAL

	YDS.	OPPONENT
D. Hopkins	46	Week 2 at Was
T. Coons	44	Week 7 vs. Cle
C. Catanzaro	42	Week 4 at Ari
J. Scobee	41	Week 3 vs. Pit
C. Catanzaro	38	Week 4 at Ari
M. Crosby	35	Week 5 at GB
S. Hauschka	35	Week 1 vs. Sea
C. Catanzaro	29	Week 4 at Ari
S. Hauschka	27	Week 1 vs. Sea
C. Catanzaro	27	Week 4 at Ari
S. Hauschka	25	Week 1 vs. Sea
T. Coons	25	Week 7 vs. Cle

### MOST KICKOFF RETURNS

	NO.	OPPONENT
T. Lockett	2	Week 1 vs. Sea

### LONGEST KICKOFF RETURN

	YDS.	OPPONENT
T. Lockett	35	Week 1 vs. Sea
R. Ross	23	Week 2 at Was
J. Todman	22	Week 3 vs. Pit
J. Gilbert	21	Week 7 vs. Cle
D. Johnson	19	Week 4 at Ari

### MOST PUNT RETURNS

	NO.	OPPONENT
P. Peterson	5	Week 4 at Ari
J. Crowder	5	Week 2 at Was
T. Benjamin	2	Week 7 vs. Cle
M. Hyde	2	Week 5 at GB
T. Lockett	2	Week 1 vs. Sea

### LONGEST PUNT RETURN

	YDS.	OPPONENT
T. Lockett	57t	Week 1 vs. Sea
P. Peterson	12	Week 4 at Ari
J. Crowder	10	Week 2 at Was

## THE LAST TIME...

### Team Totals

#### SHUTOUT

RAMS: 24-0, @ Washington (12/7/14)  
OPP: 27-0, @ Pittsburgh (12/24/11)

#### 40 POINTS

RAMS: 42, vs. Chicago (11/24/13)  
OPP: 45, vs. New England (10/28/12)

#### 50 POINTS

RAMS: 52, vs. Oakland (11/30/14)  
OPP: 54, @ Kansas City (10/22/00)

#### OVERTIME WIN

RAMS: 34-31, vs. Seattle (9/13/15)  
OPP: 19-13, @ Arizona (11/6/11)

#### TWO-POINT ATTEMPT MADE

RAMS: *Jared Cook pass from Nick Foles, vs. San Francisco (11/1/15)*  
OPP: *Marshawn Lynch run, vs. Seattle (9/13/15)*

#### TWO-POINT ATTEMPT FAILED

RAMS: *Kellen Clemens pass failed, at Seattle (12/29/13)*  
OPP: *Ben Roethlisberger pass failed, vs. Pittsburgh (9/27/15)*

#### SAFETY RECORDED

RAMS: *James Laurinaitis tackled Mike Davis in the end zone, vs. San Francisco (11/1/15)*  
OPP: *John Abraham sacked Kellen Clemens in the end zone, @ Arizona (12/8/13)*

### Offensive Totals

#### 200 YARDS IN RUSHING OFFENSE

RAMS: 258, vs. Chicago (11/24/13)  
OPP: 219, vs. San Francisco (9/26/13)

#### 300 YARDS IN RUSHING OFFENSE

RAMS: 337, vs. Carolina (11/11/01)  
OPP: 352, @ Philadelphia (10/5/14)

#### 400 YARDS IN TOTAL OFFENSE

RAMS: 466, @ Philadelphia (10/5/14)  
OPP: 447, @ Arizona (10/4/15)

#### 500 YARDS IN TOTAL OFFENSE

RAMS: 524, vs. San Diego (10/10/02)  
OPP: 514, vs. NY Giants (12/21/14)

#### 600 YARDS IN TOTAL OFFENSE

RAMS: 614, vs. San Diego (10/1/00)  
OPP: *Never Happened*

#### 100 YARDS RUSHING

RAMS: 133, Todd Gurley, vs. San Francisco (11/1/15)  
OPP: 123, Matt Jones, vs. Washington (9/20/15)

#### 200 YARDS RUSHING

RAMS: 202, Marshall Faulk, @ Carolina (12/23/01)  
OPP: 212, Adrian Peterson, vs. Minnesota (12/16/12)

#### 300 YARDS PASSING

RAMS: 375, Austin Davis, @ Philadelphia (10/5/14)  
OPP: 352, Carson Palmer, @ Arizona (10/4/15)

#### 400 YARDS PASSING

RAMS: 442, Marc Bulger, @ NY Giants (10/2/05)  
OPP: 421, Mark Brunell, vs. Jacksonville (10/20/96)



## THE LAST TIME...

### Offensive Totals (cont.)

#### 100 YARDS RECEIVING

RAMS: 103, Kenny Britt, vs. Pittsburgh (9/27/15)  
OPP: 101, Gary Barnidge, vs. Cleveland (10/25/15)

#### 200 YARDS RECEIVING

RAMS: 200, Torry Holt, @ San Francisco (11/3/03)  
OPP: 204, Plaxico Burress, @ NY Giants (10/2/05)

#### 300 YARDS RECEIVING

RAMS: 336 (NFL RECORD), Willie "Flipper" Anderson, vs. New Orleans (11/26/89)  
OPP: *Never Happened*

#### THREE TOUCHDOWNS IN A GAME

RAMS: Tre Mason (2 rushing, 1 receiving), vs. Oakland (11/30/14)  
OPP: Maurice Jones-Drew (3 rushing), @ Jacksonville (10/18/09)

#### THREE RUSHING TOUCHDOWNS IN A GAME

RAMS: Steven Jackson, vs. Dallas (10/19/08)  
OPP: Maurice Jones-Drew, @ Jacksonville (10/18/09)

#### THREE RECEIVING TOUCHDOWNS IN A GAME

RAMS: Torry Holt, vs. Seattle (10/15/06)  
OPP: Torrey Smith, vs. Baltimore (9/25/11)

#### THREE PASSING TOUCHDOWNS IN A GAME

RAMS: Austin Davis, @ Philadelphia (10/5/14)  
OPP: Eli Manning vs. NY Giants (12/21/14)

#### FOUR TOUCHDOWNS IN A GAME

RAMS: Steven Jackson (3 rushing, 1 receiving), @ Minnesota (12/31/06)  
OPP: Ron Moore (4 rushing), @ Phoenix (12/4/93)

#### FOUR RUSHING TOUCHDOWNS IN A GAME

RAMS: Marshall Faulk, vs. Minnesota (12/10/00)  
OPP: Ron Moore, @ Phoenix (12/4/93)

#### FOUR RECEIVING TOUCHDOWNS IN A GAME

RAMS: Isaac Bruce, vs. San Francisco (10/10/99)  
OPP: Mike Ditka, vs. Chicago (10/13/63)

#### FOUR PASSING TOUCHDOWNS IN A GAME

RAMS: Marc Bulger, vs. San Diego (11/10/02)  
OPP: Tom Brady, vs. New England (10/28/12)

#### FIVE PASSING TOUCHDOWNS IN A GAME

RAMS: Kurt Warner, vs. San Francisco (10/10/99)  
OPP: Dan Marino, vs. Miami (12/14/86)

#### TWO 100-YARD RECEIVERS, SAME GAME

RAMS: 167, Isaac Bruce vs. Washington (12/24/06)  
102, Steven Jackson  
OPP: 148, Odell Beckham Jr. vs. NY Giants (12/21/14)  
132, Rueben Randle

#### THREE 100-YARD RECEIVERS, SAME GAME

RAMS: 167, Isaac Bruce @ San Diego (10/1/00)  
114, Marshall Faulk  
104, Az-Zahir Hakim  
OPP: 106, DeSean Jackson @ Philadelphia (9/7/08)  
104, Greg Lewis  
102, Hank Baskett

## THE LAST TIME...

### Offensive Totals (cont.)

#### 100-YARD RUSHER, 100-YARD RECEIVER, SAME GAME

RAMS:	Tre Mason	117 rushing	vs. Oakland (11/30/14)
	Stedman Bailey	100 receiving	
OPP:	Andre Williams	110 rushing	vs. NY Giants (12/21/14)
	Odell Beckham Jr.	148 receiving	
	Rueben Randle	132 receiving	

#### TWO 100-YARD RUSHERS, SAME GAME

RAMS:	183, Marshall Faulk, vs. Carolina (11/11/01)
	145, Trung Candidate
OPP:	136, Clinton Portis, vs. Washington (12/4/05)
	118, Rock Cartwright

#### 300-YARD PASSER, 100-YARD RECEIVER, SAME GAME

RAMS:	Sam Bradford	352 passing	@ Atlanta (9/15/13)
	Chris Givens	105 receiving	
OPP:	Eli Manning	390 passing	vs. NY Giants (12/21/14)
	Odell Beckham Jr.	148 receiving	
	Rueben Randle	132 receiving	
	Andre Williams	110 rushing	

#### 300-YARD PASSER, 100-YARD RECEIVER, 100-YARD RUSHER, SAME GAME

RAMS:	Marc Bulger	388 passing	vs. Washington (12/24/06)
	Isaac Bruce	148 receiving	
	Steven Jackson	102 receiving	
	Steven Jackson	150 rushing	
OPP:	Eli Manning	390 passing	vs. NY Giants (12/21/14)
	Odell Beckham Jr.	148 receiving	
	Rueben Randle	132 receiving	
	Andre Williams	110 rushing	

#### 300-YARD PASSER, TWO 100-YARD RECEIVERS, SAME GAME

RAMS:	Marc Bulger	388 passing	vs. Washington (12/24/06)
	Isaac Bruce	148 receiving	
	Steven Jackson	102 receiving	
OPP:	Eli Manning	390 passing	vs. NY Giants (12/21/14)
	Odell Beckham Jr.	148 receiving	
	Rueben Randle	132 receiving	

#### 300-YARD PASSER, THREE 100-YARD RECEIVERS, SAME GAME

RAMS:	Kurt Warner	390 passing	@ San Diego (10/1/00)
	Isaac Bruce	167 receiving	
	Marshall Faulk	116 receiving	
	Az-Zahir Hakim	104 receiving	
OPP:	Donovan McNabb	361 passing	@ Philadelphia (9/7/08)
	DeSean Jackson	106 receiving	
	Greg Lewis	104 receiving	
	Hank Baskett	102 receiving	

#### 300-YARD PASSER, 100-YARD RUSHER, TWO 100-YARD RECEIVERS, SAME GAME

RAMS:	Marc Bulger	388 passing	vs. Washington (12/24/06)
	Steven Jackson	150 rushing	
	Isaac Bruce	148 receiving	
	Steven Jackson	102 receiving	
OPP:	Eli Manning	390 passing	vs. NY Giants (12/21/14)
	Odell Beckham Jr.	148 receiving	
	Rueben Randle	132 receiving	
	Andre Williams	110 rushing	

#### 300-YARD PASSER, 100-YARD RUSHER, THREE 100-YARD RECEIVERS, SAME GAME

RAMS:	Kurt Warner	390 passing	@ San Diego (10/1/00)
	Justin Watson	102 rushing	
	Isaac Bruce	167 receiving	
	Marshall Faulk	116 receiving	
	Az-Zahir Hakim	104 receiving	
OPP:	<i>Never Happened</i>		

## THE LAST TIME...

### Defensive Totals

#### SIX OR MORE TEAM SACKS IN A GAME

RAMS: 6, vs. Seattle (9/13/15)  
OPP: 7, @ Kansas City (10/26/14)

#### THREE OR MORE INDIVIDUAL SACKS IN A GAME

RAMS: 3, Robert Quinn, vs. Oakland (11/30/14)  
OPP: 3, Justin Houston, @ Kansas City (10/26/14)

#### TWO INTERCEPTIONS IN A GAME

RAMS: 2, Trumaine Johnson, vs. Oakland (11/30/14)  
OPP: 2, Quinten Rollins, @ Green Bay (10/11/15)

#### THREE INTERCEPTIONS IN A GAME

RAMS: 3, Keith Lyle, @ Atlanta (12/15/96)  
OPP: 3, Ron Bolton, @ Cleveland (11/27/77)

#### INTERCEPTION RETURNED FOR A TOUCHDOWN

RAMS: 43, Trumaine Johnson, vs. Oakland (11/30/14)  
OPP: 45, Quinten Rollins, @ Green Bay (10/11/15)

#### FUMBLE RETURNED FOR A TOUCHDOWN

RAMS: 20, Rodney McLeod, vs. Cleveland (10/25/15)  
OPP: 8, Cary Williams, vs. Seattle (9/13/15)

### Special Teams Totals

#### KICKOFF RETURNED FOR A TOUCHDOWN

RAMS: 99, Chris Johnson, vs. Seattle (11/25/07)  
OPP: 99, Knile Davis, @ Kansas City (10/26/14)

#### PUNT RETURNED FOR A TOUCHDOWN

RAMS: 75, Tavon Austin, vs. Seattle (9/13/15)  
OPP: 57, Tyler Lockett, vs. Seattle (9/13/15)

#### PUNT BLOCKED

RAMS: T.J. McDonald (M. Koenen), @ Tampa Bay (9/14/14)  
OPP: James Casey (Hekker), @ Philadelphia (10/5/14)

#### BLOCKED PUNT RETURNED FOR A TOUCHDOWN

RAMS: Brandon Chillar, vs. Jacksonville (10/30/05)  
*29-yard return of Chris Hanson punt; Blocked by Drew Wahlroos*  
OPP: Chris Maragos, @ Philadelphia (10/5/14)  
*10-yard return of Johnny Hekker punt; Blocked by James Casey*

#### FIELD GOAL ATTEMPT BLOCKED

RAMS: Daren Bates (J. Brown), vs. NY Giants (12/21/14)  
OPP: Quinton Dial (G. Zuerlein), vs. San Francisco (11/1/15)

#### BLOCKED FIELD GOAL ATTEMPT RETURNED FOR A TOUCHDOWN

RAMS: LeRoy Irvin, vs. San Francisco (9/14/86)  
*65-yard return of Ray Wersching 44-yard attempt; Blocked by Jery Gray; Mike Wilcher recovered and lateraled to Irvin*  
OPP: Kevin Ross, vs. Atlanta (10/12/95)  
*83-yard return of Steve McLaughlin 28-yard attempt; Blocked by Roger Harper*

#### FOUR OR MORE FIELD GOALS

RAMS: 5, Greg Zuerlein, vs. Denver (11/16/14)  
OPP: 5, Chandler Catanzaro, @ Arizona (10/4/15)

#### PAT BLOCKED

RAMS: Jimmy Kennedy (Peterson), @ San Francisco (12/2/03)  
OPP: Dana Stubblefield, @ San Francisco (11/26/95)

#### PAT ATTEMPT FAILED

RAMS: Greg Zuerlein, @ Washington (12/7/14)  
OPP: Josh Scobee, vs. Jacksonville (10/18/09)

## 2015 EXPLOSIVES

### PASS EXPLOSIVES (20+ Yards)

St. Louis Rams						Opponents					
<u>YDS</u>	<u>RECEIVER</u>	<u>PASSER</u>	<u>QTR</u>	<u>DATE</u>	<u>TEAM</u>	<u>YDS</u>	<u>RECEIVER</u>	<u>PASSER</u>	<u>QTR</u>	<u>DATE</u>	<u>TEAM</u>
68	S. Bailey	N. Foles	4	10/11	GB	65	J. Jones	A. Rodgers	3	10/11	GB
66	T. Austin	N. Foles	4	11/1	SF	35	R. Grant	K. Cousins	1	9/20	WASH
49	J. Cook	N. Foles	2	11/1	SF	33	Q. Patton	C. Kaepernick	2	11/1	SF
47	T. Austin	N. Foles	2	10/4	ARI	31	T. Montgomery	A. Rodgers	1	10/11	GB
42	B. Cunningham	N. Foles	4	9/13	SEA	29	J. Reed	K. Cousins	4	9/20	WASH
41	K. Britt	N. Foles	3	10/25	CLE	28	G. Barnidge	J. McCown	3	10/25	CLE
40	K. Britt	N. Foles	3	9/20	WASH	27	G. Barnidge	J. McCown	3	10/25	CLE
37	L. Kendricks	N. Foles	4	9/13	SEA	23	J. Kearse	R. Wilson	2	9/13	SEA
30	J. Cook	N. Foles	3	9/13	SEA	23	D. Johnson	C. Palmer	4	10/4	ARI
29	S. Bailey	N. Foles	3	9/13	SEA	22	L. Fitzgerald	C. Palmer	3	10/4	ARI
26	K. Britt	N. Foles	3	9/27	PITT	22	M. Floyd	C. Palmer	4	10/4	ARI
24	T. Gurley	N. Foles	2	10/25	CLE	21	J. Kearse	R. Wilson	4	9/13	SEA
22	J. Cook	N. Foles	1	9/13	SEA	21	J. Reed	K. Cousins	1	9/20	WASH
22	S. Bailey	N. Foles	5	9/13	SEA	21	D. Johnson	J. McCown	1	10/25	CLE
21	K. Britt	N. Foles	4	9/13	SEA	21	T. Benjamin	J. McCown	2	10/25	CLE
20	J. Cook	N. Foles	1	9/13	SEA	20	L. Bell	B. Roethlisberger	1	9/27	PITT
20	C. Davis	J. Hekker	3	10/11	GB	20	L. Bell	M. Vick	3	9/27	PITT
20	T. Austin	N. Foles	3	10/25	CLE	20	D. Johnson	C. Palmer	1	10/4	ARI
						20	JA. Brown	C. Palmer	4	10/4	ARI

## 2015 EXPLOSIVES

### RUN EXPLOSIVES (10+ Yards)

St. Louis Rams					Opponents				
<u>YDS</u>	<u>RUSHER</u>	<u>QTR</u>	<u>DATE</u>	<u>TEAM</u>	<u>YDS</u>	<u>RUSHER</u>	<u>QTR</u>	<u>DATE</u>	<u>TEAM</u>
71	T. Gurley	2	11/1	SF	39	M. Jones	1	9/20	WASH
55	T. Gurley	4	10/11	GB	35	A. Morris	1	9/20	WASH
52	T. Gurley	4	10/4	ARI	25	M. Jones	2	9/20	WASH
48	T. Gurley	3	10/25	CLE	24	M. Lynch	4	9/13	SEA
30	T. Gurley	4	10/4	ARI	23	L. Bell	4	9/27	PITT
24	C. Givens	4	9/27	PITT	22	R. Turbin	3	10/25	CLE
23	T. Gurley	3	10/4	ARI	21	C. Johnson	2	10/4	ARI
21	T. Austin	2	11/1	SF	19	C. Johnson	3	10/4	ARI
21	T. Austin	4	10/25	CLE	19	L. Bell	1	9/27	PITT
20	T. Gurley	4	10/4	ARI	18	A. Rodgers	1	10/11	GB
16	T. Gurley	4	10/25	CLE	16	A. Morris	4	9/20	WASH
16	T. Austin	3	9/20	WASH	12	M. Lynch	3	9/13	SEA
16	T. Austin	2	9/13	SEA	11	M. Jones	4	9/20	WASH
15	T. Gurley	2	10/25	CLE	10	M. Lynch	1	9/13	SEA
15	T. Austin	4	10/11	GB					
14	T. Gurley	2	10/25	CLE					
13	T. Austin	3	11/1	SF					
13	T. Mason	3	9/20	WASH					
12	T. Gurley	2	10/25	CLE					
12	B. Cunningham	3	9/27	PITT					
11	T. Gurley	1	10/11	GB					
11	T. Gurley	2	10/11	GB					
11	T. Gurley	4	10/11	GB					
11	T. Austin	4	9/20	WASH					
10	T. Gurley	2	11/1	SF					
10	T. Austin	2	9/20	WASH					



## 2015 EXPLOSIVES

### KICK RETURN EXPLOSIVES (30+ Yards)

St. Louis Rams					Opponents				
<u>YDS</u>	<u>RETURNER</u>	<u>QTR</u>	<u>DATE</u>	<u>TEAM</u>	<u>YDS</u>	<u>RETURNER</u>	<u>QTR</u>	<u>DATE</u>	<u>TEAM</u>
39	B. Cunningham	2	10/4	ARI	30	B. Ellington	2	11/1	SF

## 2015 EXPLOSIVES

### PUNT RETURN EXPLOSIVES (20+ Yards)

St. Louis Rams					Opponents				
<u>YDS</u>	<u>RETURNER</u>	<u>QTR</u>	<u>DATE</u>	<u>TEAM</u>	<u>YDS</u>	<u>RETURNER</u>	<u>QTR</u>	<u>DATE</u>	<u>TEAM</u>
75	T. Austin	3	9/13	SEA	57	T. Lockett	1	9/13	SEA
20	T. Austin	4	9/27	PITT	27	B. Ellington	4	11/1	SF

## 2015 EXPLOSIVES

### INTERCEPTION RETURN EXPLOSIVES (20+ Yards)

St. Louis Rams					Opponents				
<u>YDS</u>	<u>RETURNER</u>	<u>QTR</u>	<u>DATE</u>	<u>TEAM</u>	<u>YDS</u>	<u>RETURNER</u>	<u>QTR</u>	<u>DATE</u>	<u>TEAM</u>
29	T. Johnson	2	10/11	GB	45	Q. Rollins	1	10/11	GB
					20	W. Allen	4	9/27	PITT

## 2015 EXPLOSIVES

### FUMBLE RETURN EXPLOSIVES (20+ Yards)

St. Louis Rams					Opponents				
<u>YDS</u>	<u>RETURNER</u>	<u>QTR</u>	<u>DATE</u>	<u>TEAM</u>	<u>YDS</u>	<u>RETURNER</u>	<u>QTR</u>	<u>DATE</u>	<u>TEAM</u>
20	R. McLeod	1	10/25	CLE					











## RAMS ALL-TIME PASSING LEADERS

#	Player	Years	Att	Cmp	Yards	Pct	Att	TD	Pct	Int	Pct	LG	Rtg
1	Everett, Jim	1986-93	3,277	1,847	23,758	56.4%	7.25	142	4.33%	123	3.75%	81t	78.1
2	Bulger, Marc	2001-2009	3,145	1,981	22,814	63.0%	7.25	122	3.88%	93	2.96%	80t	85.3
3	Gabriel, Roman	1962-72	3,313	1,705	22,223	51.5%	6.71	154	4.65%	112	3.38%	93t	74.3
4	Van Brocklin, Norm	1949-57	1,897	1,011	16,114	53.3%	8.49	118	6.22%	127	6.69%	84	74.7
5	Warner, Kurt	1998-2003	1,688	1,121	14,447	66.4%	8.56	102	6.04%	65	3.85%	85t	97.2
6	Waterfield, Bob	1945-52	1,618	814	11,893	50.3%	7.35	99	6.12%	128	7.91%	91	62.1
7	Bradford, Sam	2010-2014	1,498	873	9,378	58.3%	6.26	45	3.00%	34	2.27%	80t	77.3
8	Ferragamo, Vince	1977-84	1,288	730	9,376	56.7%	7.28	70	5.43%	71	5.51%	85t	74.8
9	Haden, Pat	1976-81	1,363	731	9,296	53.6%	6.82	52	3.82%	60	4.40%	68t	69.6
10	Wade, Bill	1954-60	1,116	602	8,572	53.9%	7.68	56	5.02%	68	6.09%	93	71.0
11	Banks, Tony	1996-98	1,263	685	8,333	54.2%	6.60	36	2.85%	42	3.33%	80t	70.4
12	Harris, James	1973-76	652	361	5,220	55.4%	8.01	33	5.06%	27	4.14%	80	81.2
13	Miller, Chris	1994-95	722	405	4,727	56.1%	6.55	34	4.71%	29	4.02%	72	75.1
14	Hall, Parker	1939-42	721	329	4,013	45.6%	5.57	30	4.16%	67	9.29%	59	38.5
15	Bratkowski, Zeke	1961-63	531	279	3,559	52.5%	6.70	20	3.77%	35	6.59%	84t	58.9
16	Munson, Bill	1964-67	550	287	3,556	52.2%	6.47	21	3.82%	33	6.00%	95t	60.2
17	Martin, Jamie	1993-96, 2001-02, 04-05	430	290	2,966	67.4%	6.90	15	3.49%	19	4.42%	83t	80.2
18	Hadl, John	1973-74	373	188	2,688	50.4%	7.21	27	7.24%	17	4.56%	69	79.3
19	Ryan, Frank	1958-61	373	181	2,674	48.5%	7.17	15	4.02%	23	6.17%	96t	60.1
20	Brock, Dieter	1985	365	218	2,658	59.7%	7.28	16	4.38%	13	3.56%	64t	82.0
21	Green, Trent	1999-2000; 2008	312	183	2,588	58.7%	8.29	16	5.13%	11	3.53%	64	87.9
22	Kemp, Jeff	1981-85	353	173	2,395	49.0%	6.78	14	3.97%	10	2.83%	63t	72.6
23	Hardy, Jim	1946-48	332	159	2,063	47.9%	6.21	21	6.33%	21	6.33%	69	62.6
24	Davis, Austin	2012-2014	284	180	2,001	63.4%	7.05	12	4.23%	9	3.17%	59t	85.1
25	Chandler, Chris	1994, 2004	238	143	1,815	60.1%	7.63	9	3.78%	10	4.20%	72t	79.0
26	Rypien, Mark	1995, 97	256	148	1,718	57.8%	6.71	9	3.52%	10	3.91%	62	73.7
27	Hill, Shaun	2014	229	145	1,657	63.3%	7.24	8	3.49%	7	3.06%	63t	83.9
28	Dils, Steve	1984-87, 89	250	119	1,383	47.6%	5.53	10	4.00%	5	2.00%	65t	63.1
29	Ruble, T.J.	1993	189	108	1,338	57.1%	7.08	8	4.23%	5	2.65%	54	80.1
<b>30</b>	<b>Foles, Nick</b>	<b>2015</b>	<b>187</b>	<b>110</b>	<b>1,310</b>	<b>58.8%</b>	<b>7.01</b>	<b>7</b>	<b>3.74%</b>	<b>5</b>	<b>2.67%</b>	<b>68</b>	<b>81.6</b>
31	Frerotte, Gus	2006-07	170	95	1,041	55.9%	6.12	7	4.12%	5	2.94%	38	42.8
32	Snyder, Robert	1937-38	153	61	1,009	39.9%	6.59	9	5.88%	5	3.27%	n/a	42.8
33	Reisz, Albie	1944-46	134	57	923	42.5%	6.89	9	6.72%	5	3.73%	70	49.0
34	Boller, Kyle	2009	176	98	899	55.7%	5.11	3	1.70%	5	2.84%	35	66.6
35	Bono, Steve	1998	136	69	807	50.7%	5.93	5	3.68%	5	3.68%	47	69.1
36	Fitzpatrick, Ryan	2005-06	135	76	777	56.3%	5.76	4	2.96%	5	3.70%	56t	58.2
37	Jaworski, Ron	1974-76	124	54	719	43.5%	5.80	1	0.81%	5	4.03%	42	38.3
38	Pastorini, Dan	1981	152	64	719	42.1%	4.73	2	1.32%	5	3.29%	46	22.9
39	Bartkowski, Steve	1986	126	61	654	48.4%	5.19	2	1.59%	5	3.97%	42	62.7
40	Jacobs, Jack	1942-45	98	46	652	46.9%	6.65	6	6.12%	5	5.10%	67	63.2

## RAMS ALL-TIME SCORING LEADERS

#	Player	Years	TD	Ru	Rec	Ret	PAT	FG	2-pt	Saf	Pts
1	Wilkins, Jeff	1997-2007	0	0	0	0	428	265	0	0	1,223
2	Lansford, Mike	1982-90	0	0	0	0	315	158	0	0	789
3	Waterfield, Bob	1945-52	13	13	0	0	315	60	0	0	573
4	Gossett, Bruce	1964-69	0	0	0	0	211	120	0	0	571
5	Faulk, Marshall	1999-2005	85	58	27	0	0	0	7	0	524
6	Bruce, Isaac	1994-2007	84	0	84	0	0	0	3	0	510
7	Ray, David	1969-74	0	0	0	0	167	110	0	0	497
8	Holt, Torry	1999-2008	74	0	74	0	0	0	1	0	446
9	Brown, Josh	2008-2011	0	0	0	0	79	104	0	0	391
10	Jackson, Steven	2004-2012	64	56	8	0	0	0	2	0	388
11	Corral, Frank	1978-81	0	0	0	0	154	75	0	0	379
<b>12</b>	<b>Zuerlein, Greg</b>	<b>2012-present</b>	<b>0</b>	<b>0</b>	<b>0</b>	<b>0</b>	<b>108</b>	<b>82</b>	<b>0</b>	<b>0</b>	<b>354</b>
13	Dickerson, Eric	1983-87	58	56	2	0	0	0	0	0	348
14	Hirsch, Elroy	1949-57	55	1	53	1	9	0	0	0	339
15	Ellard, Henry	1983-93	52	0	48	4	0	0	0	0	312
16	Zendejas, Tony	1991-94	0	0	0	0	114	66	0	0	312
17	Benton, Jim	1938-40, 42, 44-47	45	1	42	2	0	0	0	0	270
18	Snow, Jack	1965-75	45	0	45	0	0	0	0	0	270
19	Towler, Dan	1950-55	44	43	1	0	0	0	0	0	264
20	Tyler, Wendell	1977-82	43	33	10	0	0	0	0	0	258
21	Bass, Dick	1960-69	42	34	7	1	0	0	0	0	252
22	Fears, Tom	1948-56	39	0	38	1	12	1	0	0	249
23	Villanueva, Danny	1960-64	0	0	0	0	111	44	0	0	243
24	Jackson, Harold	1968, 73-77	36	36	0	0	0	0	0	0	216
25	McCutcheon, Lawrence	1972-79	35	23	12	0	0	0	0	0	210
26	Bell, Greg	1987-89	34	31	3	0	0	0	0	0	204
27	Richter, Les	1954-62	0	0	0	0	106	29	0	0	193
28	Hoerner, Dick	1947-51	32	28	4	0	0	0	0	0	192
29	Younger, Paul (Tank)	1949-57	32	31	1	0	0	0	0	0	192
30	Dempsey, Tom	1975-76	0	0	0	0	67	38	0	0	181
31	Arnett, Jon	1957-63	30	19	8	3	0	0	0	0	180
32	Gary, Cleveland	1989-93	29	24	5	0	0	0	0	0	174
33	Boyd, Bob	1950-58	28	0	28	0	0	0	0	0	168
34	Gabriel, Roman	1962-72	28	28	0	0	0	0	0	0	168
35	Josephson, Les	1964-74	28	17	11	0	0	0	0	0	168

## RAMS ALL-TIME RUSHING LEADERS

#	Player	Years	Rush	Yards	Avg	LG	TD
1	Jackson, Steven	2004-2012	2,395	10,135	4.2	59t	56
2	Dickerson, Eric	1983-87	1,525	7,245	4.8	85t	56
3	Faulk, Marshall	1999-2005	1,447	6,959	4.8	71t	58
4	McCutcheon, Lawrence	1972-79	1,435	6,186	4.3	48	23
5	Bass, Dick	1960-69	1,218	5,417	4.4	73t	34
6	Towler, Dan	1950-55	672	3,493	5.2	79t	44
7	Josephson, Les	1964-67, 69-74	797	3,407	4.3	75	17
8	Younger, Paul	1949-57	682	3,296	4.8	75t	17
9	Tyler, Wendell	1977-82	720	3,266	4.5	69t	33
10	Bryant, Cullen	1973-81, 87	802	3,119	3.9	26	20
11	Bettis, Jerome	1993-95	796	3,091	3.9	71t	13
12	Ellison, Willie	1967-72	656	2,901	4.4	80t	20
13	Arnett, Jon	1957-63	688	2,892	4.2	80t	19
14	Gary, Cleveland	1989-93	667	2,634	3.9	63	24
15	Bertelsen, Jim	1972-76	614	2,466	4.0	49	16
16	Bell, Greg	1988-89	568	2,375	4.2	47	31
17	Cappelletti, John	1974-78	632	2,246	3.6	38	15
18	White, Charles	1985-88	504	2,133	4.2	58	14
19	Wilson, Tom	1956-61	389	2,130	5.5	60	8
20	Hoerner, Dick	1947-51	450	2,010	4.5	64	28
21	Smith, Larry	1969-73	473	1,908	4.0	68	11
22	Marconi, Joe	1956-61	398	1,769	4.4	75t	21
23	Drake, John	1937-41	525	1,700	3.2	n/a	24
24	Gehrke, Fred	1940, 45-49	318	1,591	5.0	72t	14
25	Waller, Ron	1955-58	285	1,564	5.5	76	8
26	Quinlan, Volney	1952-56	256	1,510	5.9	74	10
27	Redden, Barry	1982-86	325	1,490	4.6	41t	6
28	Delpino, Robert	1988-92	371	1,370	3.7	36	10
29	Guman, Mike	1980-88	333	1,286	3.9	18	11
30	Stacy, Zac	2013-2014	326	1,266	3.9	40t	8
31	Phillips, Lawrence	1996-97	376	1,265	3.4	38	4
32	Matson, Ollie	1959-62	249	1,214	4.9	69t	9
33	Gabriel, Roman	1962-72	315	1,146	3.6	23	28
34	Wilson, Ben	1963-65	328	1,136	3.5	39	7
35	Hall, Parker	1939-42	312	1,052	3.4	n/a	6
36	Peacock, Elvis	1979-80	216	1,001	4.6	36	7
37	Mason, Tommy	1967-70	248	866	3.5	19	4
<b>38</b>	<b>Mason, Tre</b>	<b>2014-present</b>	<b>214</b>	<b>860</b>	<b>4.0</b>	<b>89t</b>	<b>4</b>
39	Washington, Ken	1946-48	140	859	6.1	92	8
40	Magnani, Dante	1940-42, 47-78	176	813	4.6	71	1

# RAMS ALL-TIME RECEIVING LEADERS

Receptions										Receiving Yards									
#	Player	Years	Rec	Yards	Avg	LG	TD	#	Player	Years	Rec	Yards	Avg	LG	TD				
1	Bruce, Isaac	1994-2007	942	14,109	15.0	80t	84	1	Bruce, Isaac	1994-2007	942	14,109	15.0	80t	83				
2	Holt, Torry	1999-2008	869	12,660	14.6	85t	74	2	Holt, Torry	1999-2008	869	12,660	14.6	85t	74				
3	Ellard, Henry	1983-93	593	9,761	16.5	81t	48	3	Ellard, Henry	1983-93	593	9,761	16.5	81t	48				
4	Faulk, Marshall	1999-2005	470	4,071	8.7	72t	27	4	Hirsch, Elroy	1949-57	343	6,299	18.4	91t	53				
5	Jackson, Steven	2004-2012	407	3,324	8.2	64t	8	5	Snow, Jack	1965-75	340	6,012	17.7	84t	45				
6	Fears, Tom	1948-56	400	5,397	13.5	80t	38	6	Fears, Tom	1948-56	400	5,397	13.5	80t	38				
7	Hirsch, Elroy	1949-57	343	6,299	18.4	91t	53	7	Anderson, Willie	1988-94	259	5,246	20.3	78t	26				
8	Snow, Jack	1965-75	340	6,012	17.7	84t	45	8	Phillips, Jim	1958-65	333	4,953	14.9	93t	27				
9	Phillips, Jim	1958-65	333	4,953	14.9	93t	27	9	Benton, Jim	1938-40, 42, 44-47	275	4,566	16.6	84t	42				
10	Benton, Jim	1938-40, 42, 44-47	275	4,566	16.6	84t	42	10	Faulk, Marshall	1999-2005	470	4,071	8.7	72t	27				
11	Anderson, Willie	1988-94	259	5,246	20.3	78t	26	11	Jackson, Harold	1968, 73-77	200	3,591	18.0	69t	36				
12	Proehl, Ricky	1998-2002	207	2,590	12.5	47t	16	12	Jackson, Steven	2004-2012	407	3,324	8.2	64t	8				
13	Bass, Dick	1960-69	204	1,841	9.0	53	7	13	Dennard, Preston	1978-83	189	3,066	16.2	64	21				
14	Jackson, Harold	1968, 73-77	200	3,591	18.0	69t	36	14	Dale, Carroll	1960-64	149	2,663	17.9	80t	17				
15	Amendola, Danny	2009-2012	196	1,726	8.8	56	7	15	Proehl, Ricky	1998-2002	207	2,590	12.5	47	16				
16	Josephson, Les	1964-67, 69-74	194	1,970	10.2	58	11	16	Jessie, Ron	1975-79	144	2,386	16.6	58	15				
17	Dennard, Preston	1978-83	189	3,066	16.2	64	21	17	Truax, Billy	1964-70	180	2,177	12.1	59t	18				
18	McCutcheon, Lawrence	1972-79	184	1,683	9.1	50	12	18	Shofner, Del	1957-60	110	2,155	19.6	92t	16				
19	Truax, Billy	1964-70	180	2,177	12.1	59t	18	19	Gibson, Brandon	2009-2012	174	2,090	12.0	41	9				
20	Boyd, Bob	1950-57	176	3,611	20.5	80t	28	20	Hakim, Az-Zahir	1998-2001	148	2,032	13.7	80t	16				
21	Gibson, Brandon	2009-2012	174	2,090	12.0	41	9	21	Josephson, Les	1964-67, 69-74	194	1,970	10.2	58	11				
22	Miller, Willie	1978-82	163	1,729	10.6	85t	15	22	Waddy, Billy	1977-81	120	1,963	16.4	68t	10				
23	Holohan, Pete	1988-90	159	1,625	10.2	31	7	23	Arnett, Jon	1957-63	175	1,911	10.9	75t	8				
24	Delpino, Robert	1988-92	152	1,574	10.4	78	9	24	Bass, Dick	1960-69	204	1,841	9.0	53	7				
25	Clarke, Leon	1956-59	151	1,680	11.1	70t	12	25	Brown, Ron	1984-89, 91	98	1,791	18.3	65t	13				
26	Guman, Mike	1980-88	150	1,433	9.6	60	4	26	McDonald, Tommy	1965-66	122	1,750	14.3	62	11				
27	Dale, Carroll	1960-64	149	2,663	17.9	80t	17	27	Miller, Willie	1978-82	163	1,729	10.6	85t	15				
28	Hakim, Az-Zahir	1998-2001	148	2,032	13.7	80t	16	28	Amendola, Danny	2009-2012	196	1,726	8.8	56	7				
29	Conwell, Ernie	1996-2002	146	1,574	10.8	52	10	29	Curtis, Kevin	2003-06	136	1,714	12.6	83t	11				
30	Jessie, Ron	1975-79	144	2,386	16.6	58	15	30	McCutcheon, Lawrence	1972-79	184	1,683	9.1	50	12				
31	Bryant, Cullen	1973-82, 87	142	1,148	8.1	39	3	31	Clarke, Leon	1956-59	151	1,680	11.1	70t	12				
32	Curtis, Kevin	2003-06	136	1,714	12.6	83t	11	32	Cox, Aaron	1988-92	98	1,673	17.1	69t	8				
33	Lee, Amp	1997-99	135	1,514	11.2	62	6	33	Holohan, Pete	1988-90	159	1,625	10.2	31	7				
34	Gary, Cleveland	1989-93	133	855	6.4	60t	6	34	Klein, Bob	1969-77	128	1,606	12.5	44	15				
35	Johnson, Damone	1986-92	132	1,015	7.7	27	18	35	Delpino, Robert	1988-92	152	1,574	10.4	78	9				
36	Klein, Bob	1969-76	128	1,606	12.5	44	15	36	Conwell, Ernie	1996-2002	146	1,574	10.8	52	10				
37	McGee, Buford	1987-91	127	1,008	7.9	25	11	37	Kennison, Eddie	1996-98, 08	96	1,562	16.3	77t	10				
38	Smith, Larry	1969-73	126	1,039	8.2	38	4	38	McKeever, Marlin	1961-66, 71-72	119	1,553	13.1	47t	6				
39	Dickerson, Eric	1983-87	123	912	7.4	37t	2	39	Cook, Jared	2013-Present	122	1,550	12.7	59	8				
40	McDonald, Tommy	1965-66	122	1,750	14.3	62	11	40	Lee, Amp	1997-99	135	1,514	11.2	62	6				
41	Cook, Jared	2013-Present	122	1,550	12.7	59	8	41	Casey, Bernie	1967-68	82	1,436	17.5	57t	13				
42	Tyler, Wendell	1977-82	120	1,147	9.6	71t	10	42	Guman, Mike	1980-88	150	1,433	9.6	60	4				
43	Waddy, Billy	1977-81	120	1,963	16.4	68t	10	43	Hill, Drew	1979-84	60	1,347	22.5	74t	10				
44	McKeever, Marlin	1961-66, 71-72	119	1,553	13.1	47t	6	44	Rentzel, Lance	1971-72, 74	83	1,295	15.6	41	7				
45	Hill, David	1983-87	113	1,158	10.2	37	5	45	Hickey, Howard	1941, 45-48	75	1,288	17.2	69	16				
46	Looker, Dane	2002-08	112	1,224	10.9	41	5	46	Avery, Donnie	2008-2010	100	1,263	12.6	69t	8				
47	Shofner, Del	1957-60	110	2,155	19.6	92t	16	47	Looker, Dane	2002-08	112	1,224	10.9	41	5				
48	Drayton, Troy	1993-96	108	1,215	11.5	52t	4	48	McDonald, Shaun	2003-06	106	1,215	11.5	52t	4				
49	McDonald, Shaun	2003-06	106	947	9.0	37	3	49	Hill, David	1983-87	113	1,158	10.2	37	5				
50	Cappelletti, John	1974-78	105	1,263	12.6	69t	8	50	Bryant, Cullen	1973-82, 87	142	1,148	8.1	39	3				



## RAMS ALL-TIME YARDS FROM SCRIMMAGE LEADERS

#	Player	Years	Touch	Yards	Avg	Att	Yards	Avg	Rec	Yards	Avg
1	Bruce, Isaac	1994-2007	965	14,259	14.8	23	150	6.5	942	14,109	15.0
2	Jackson, Steven	2004-2012	2,802	13,459	4.8	2,395	10,135	4.2	407	3,324	8.2
3	Holt, Torry	1999-2008	880	12,717	14.5	11	57	5.2	869	12,660	14.6
4	Faulk, Marshall	1999-2005	1,917	11,030	5.8	1,447	6,959	4.8	470	4,071	8.7
5	Ellard, Henry	1983-93	611	9,816	16.1	18	55	3.1	593	9,761	16.5
6	Dickerson, Eric	1983-87	1,648	8,157	4.9	1,525	7,245	4.8	123	912	7.4
7	McCutcheon, Lawrence	1972-79	1,619	7,869	4.9	1,435	6,186	4.3	184	1,683	9.1
8	Bass, Dick	1960-69	1,422	7,258	5.1	1,218	5,417	4.4	204	1,841	9.0
9	Hirsch, Elroy	1949-57	417	6,616	15.9	74	317	4.3	343	6,299	18.4
10	Snow, Jack	1965-75	342	6,015	17.6	2	3	1.5	340	6,012	17.7
11	Fears, Tom	1948-56	405	5,412	13.4	5	15	3.0	400	5,397	13.5
12	Josephson, Les	1964-67, 69-74	991	5,377	5.4	797	3,407	4.3	194	1,970	10.2
13	Anderson, Willie	1988-94	262	5,269	20.1	3	23	7.7	259	5,246	20.3
14	Phillips, Jim	1958-65	333	4,953	14.9	0	0	0.0	333	4,953	14.9
15	Arnett, Jon	1957-63	863	4,803	5.6	688	2,892	4.2	175	1,911	10.9
16	Benton, Jim	1938-40, 42, 44-47	283	4,585	16.2	8	19	2.4	275	4,566	16.6
17	Tyler, Wendell	1977-82	840	4,413	5.3	720	3,266	4.5	120	1,147	9.6
18	Younger, Paul	1949-57	766	4,275	5.6	682	3,296	4.8	84	979	11.7
19	Bryant, Cullen	1973-81, 87	944	4,267	4.5	802	3,119	3.9	142	1,148	8.1
20	Towler, Dan	1950-55	734	4,158	5.7	672	3,493	5.2	62	665	10.7
21	Bettis, Jerome	1993-95	871	3,734	4.3	796	3,091	3.9	75	643	8.6
22	Ellison, Willie	1967-72	746	3,661	4.9	656	2,901	4.4	90	760	8.4
23	Jackson, Harold	1968, 73-77	205	3,608	17.6	5	17	3.4	200	3,591	18.0
24	Boyd, Bob	1950-57	178	3,602	20.2	2	-9	-4.5	176	3,611	20.5
25	Gary, Cleveland	1989-93	800	3,489	4.4	667	2,634	3.9	133	855	6.4
26	Bertelsen, Jim	1972-76	702	3,480	5.0	614	2,466	4.0	88	1,014	11.5
27	Cappelletti, John	1974-78	737	3,193	4.3	632	2,246	3.6	105	947	9.0
28	Dennard, Preston	1978-83	201	3,147	15.7	12	81	6.8	189	3,066	16.2
29	Hoerner, Dick	1947-51	520	3,018	5.8	450	2,010	4.5	70	1,008	14.4
30	Smith, Larry	1969-73	599	2,947	4.9	473	1,908	4.0	126	1,039	8.2
31	Delpino, Robert	1988-92	523	2,944	5.6	371	1,370	3.7	152	1,574	10.4
32	Guman, Mike	1980-88	483	2,719	5.6	333	1,286	3.9	150	1,433	9.6
33	Dale, Carroll	1960-64	150	2,675	17.8	1	12	12.0	149	2,663	17.9
34	Bell, Greg	1988-89	616	2,643	4.3	568	2,375	4.2	48	268	5.6
35	Quinian, Volney	1952-56	327	2,628	8.0	256	1,510	5.9	71	1,118	15.7
36	Proehl, Ricky	1998-2002	209	2,609	12.5	2	19	9.5	207	2,590	12.5
37	Wilson, Tom	1956-61	435	2,589	6.0	389	2,130	5.5	46	459	10.0
38	Jessie, Ron	1975-79	150	2,438	16.3	6	52	8.7	144	2,386	16.6
39	White, Charles	1985-88	535	2,309	4.3	504	2,133	4.2	31	176	5.7
40	Drake, John	1937-41	566	2,230	3.9	525	1,700	3.2	41	530	12.9
40	Marconi, Joe	1956-61	459	2,230	4.9	398	1,769	4.4	61	461	7.6
42	Truax, Billy	1964-70	180	2,177	12.1	0	0	0.0	180	2,177	12.1
43	Hakim, Az-Zahir	1998-2001	170	2,175	12.8	22	143	6.5	148	2,032	13.7
44	Shofner, Del	1957-60	112	2,146	19.2	2	-9	-4.5	110	2,155	19.6
45	Gehrke, Fred	1940, 45-49	369	2,094	5.7	318	1,591	5.0	51	503	9.9
46	Matson, Ollie	1959-62	314	2,028	6.5	249	1,214	4.9	65	814	12.5
47	Waddy, Billy	1977-81	128	2,027	15.8	8	64	8.0	120	1,963	16.4
48	Waller, Ron	1955-58	326	1,983	6.1	285	1,564	5.5	41	419	10.2
49	Redden, Barry	1982-86	381	1,954	5.1	325	1,490	4.6	56	464	8.3
50	Brown, Ron	1984-89, 91	119	1,918	16.1	21	127	6.0	98	1,791	18.3
51	Amendola, Danny	2009-2012	208	1,813	8.7	12	87	7.3	196	1,726	8.8
52	Lee, Amp	1997-99	203	1,796	8.8	75	282	3.8	128	1,514	11.8

**RAMS ALL-TIME ALL-PURPOSE YARDS LEADERS (1941-Present)**

#	Player	Years	Total			Rushing			Receiving			Punt Returns			Kickoff Returns		
			Touch	Yards	Avg	Att	Yards	Avg	Rec	Yards	Avg	PR	Yards	Avg	KR	Yards	Avg
1	Bruce, Isaac	1994-2007	966	14,311	14.8	23	150	6.5	942	14,109	15.0	1	52	52.0	0	0	0.0
2	Jackson, Steven	2004-2012	2,806	13,538	4.8	2,395	10,135	4.2	407	3,324	8.2	0	0	0.0	4	79	19.8
3	Holt, Torry	1999-2008	883	12,732	14.4	11	57	5.2	869	12,660	14.6	3	15	5.0	0	0	0.0
4	Ellard, Henry	1983-93	765	11,707	15.3	18	55	3.1	593	9,761	16.5	135	1,527	11.3	19	364	19.2
5	Faulk, Marshall	1999-2005	1,919	11,048	5.8	1,447	6,959	4.8	470	4,071	8.7	0	0	0.0	2	18	9.0
6	Bass, Dick	1960-69	1,500	8,936	6.0	1,218	5,417	4.4	204	1,841	9.0	24	263	11.0	54	1,415	26.2
7	Dickerson, Eric	1983-87	1,648	8,157	4.9	1,525	7,245	4.8	123	912	7.4	0	0	0.0	0	0	0.0
8	Arnett, Jon	1957-63	1,042	8,076	7.8	688	2,892	4.2	175	1,911	10.9	75	683	9.1	104	2,590	24.9
9	McCutcheon, Lawrence	1972-79	1,620	7,875	4.9	1,435	6,186	4.3	184	1,683	9.1	0	0	0.0	1	6	6.0
10	Bryant, Cullen	1973-81, 87	1,080	6,734	6.2	802	3,119	3.9	142	1,148	8.1	71	707	10.0	65	1,760	27.1
11	Hirsch, Elroy	1949-57	417	6,606	15.8	74	317	4.3	343	6,289	18.3	0	0	0.0	0	0	0.0
12	Snow, Jack	1965-75	342	6,015	17.6	2	3	1.5	340	6,012	17.7	0	0	0.0	0	0	0.0
13	Brown, Ron	1984-89, 91	288	5,836	20.3	21	127	6.0	98	1,791	18.3	0	0	0.0	169	3,918	23.2
14	Amendola, Danny	2009-2012	415	5,523	13.3	12	87	7.3	196	1,726	8.8	89	934	10.5	118	2,776	23.5
15	Fears, Tom	1948-56	405	5,412	13.4	5	15	3.0	400	5,397	13.5	0	0	0.0	0	0	0.0
16	Anderson, Willie	1988-94	263	5,278	20.1	3	23	7.7	259	5,246	20.3	0	0	0.0	1	9	9.0
17	Josephson, Les	1964-67, 69-74	997	5,068	5.1	797	3,407	4.3	194	1,570	8.1	0	0	0.0	6	91	15.2
18	Tyler, Wendell	1977-82	867	4,983	5.7	720	3,266	4.5	120	1,147	9.6	0	0	0.0	27	570	21.1
19	Phillips, Jim	1958-65	333	4,953	14.9	0	0	0.0	333	4,953	14.9	0	0	0.0	0	0	0.0
20	Hill, Drew	1979-84	236	4,825	20.4	2	18	9.0	60	1,347	22.5	3	22	7.3	171	3,438	20.1
21	Ellison, Willie	1967-72	788	4,672	5.9	656	2,901	4.4	90	760	8.4	0	0	0.0	42	1,011	24.1
22	Benton, Jim	1938-40, 42, 44-47	288	4,605	16.0	8	19	2.4	275	4,566	16.6	0	0	0.0	5	20	4.0
23	Bertelsen, Jim	1972-76	782	4,421	5.7	614	2,466	4.0	88	1,014	11.5	74	821	11.1	6	120	20.0
24	Younger, Paul	1949-57	767	4,299	5.6	682	3,296	4.8	84	979	11.7	0	0	0.0	1	24	24.0
25	Towler, Dan	1950-55	742	4,224	5.7	672	3,493	5.2	62	665	10.7	1	0	0.0	7	66	9.4
26	Delpino, Robert	1988-92	584	4,137	7.1	371	1,370	3.7	152	1,574	10.4	0	0	0.0	61	1,193	19.6
27	Wilson, Tom	1956-61	489	3,999	8.2	389	2,130	5.5	46	459	10.0	3	28	9.3	51	1,382	27.1
28	Smith, Verda	1949-53	399	3,956	9.9	208	664	3.2	59	1,025	17.4	75	814	10.9	57	1,453	25.5
29	Lewis, Woodley	1950-55	282	3,798	13.5	47	188	4.0	21	218	10.4	106	817	7.7	108	2,575	23.8
30	Bettis, Jerome	1993-95	871	3,734	4.3	796	3,091	3.9	75	643	8.6	0	0	0.0	0	0	0.0
31	Boyd, Bob	1950-57	190	3,732	19.6	2	-9	-4.5	176	3,611	20.5	5	26	5.2	7	104	14.9
32	Horne, Tony	1998-2000	156	3,638	23.3	2	6	3.0	4	32	8.0	7	23	3.3	143	3,577	25.0
33	Jackson, Harold	1968, 73-77	205	3,608	17.6	5	17	3.4	200	3,591	18.0	0	0	0.0	0	0	0.0
34	Gary, Cleveland	1989-93	801	3,493	4.4	667	2,634	3.9	133	855	6.4	0	0	0.0	1	4	4.0
35	Hakim, Az-Zahir	1998-2001	285	3,492	12.3	22	143	6.5	148	2,032	13.7	112	1,280	11.4	3	37	12.3
36	Quinlan, Volney	1952-56	358	3,410	9.5	246	1,489	6.1	68	1,084	15.9	20	277	13.9	24	560	23.3
37	Redden, Barry	1982-86	445	3,344	7.5	325	1,490	4.6	56	464	8.3	0	0	0.0	64	1,390	21.7
38	Waller, Ron	1955-58	431	3,294	7.6	285	1,564	5.5	41	419	10.2	57	165	2.9	48	1,146	23.9
39	Cappelletti, John	1974-78	742	3,249	4.4	632	2,246	3.6	105	947	9.0	0	0	0.0	5	56	11.2
40	Dennard, Preston	1978-83	201	3,147	15.7	12	81	6.8	189	3,066	16.2	0	0	0.0	0	0	0.0

## RAMS ALL-TIME INTERCEPTION LEADERS (1940-Present)

#	Player	Years	Int	Yards	Avg	LG	TD
1	Meador, Ed	1959-70	46	547	11.9	38t	5
2	Cromwell, Nolan	1977-87	37	671	18.1	94	4
3	Irvin, LeRoy	1980-89	34	654	19.2	81t	5
4	Lyght, Todd	1991-2000	31	359	11.6	57t	4
5	Sherman, Will	1954-60	28	515	18.4	95t	3
	Williams, Clarence	1965-72	28	428	15.3	65t	2
	Perry, Rod	1975-82	28	386	13.8	83t	4
	Lyle, Keith	1994-2000	28	336	12.0	68	0
9	Elmendorf, Dave	1971-79	27	421	15.6	57t	2
10	Thomas, Pat	1976-82	26	292	11.2	64	1
11	Lewis, Woodley	1950-55	23	416	18.1	45t	1
12	Simpson, Bill	1974-78	22	391	17.8	42	0
	Gray, Jerry	1985-91	22	350	15.9	59t	3
	Atogwe, Oshiomogho	2005-2010	22	340	15.5	52t	1
15	Burroughs, Don	1955-59	21	213	10.1	46	0
	Johnson, Johnnie	1980-89	21	419	20.0	99t	4
17	Waterfield, Bob	1945-52	20	265	13.3	40	0
	McCleon, Dexter	1997-2002	20	140	7.0	43	0
19	Robertson, Isaiah	1971-78	18	266	14.8	76	2
20	Lane, Dick	1952-53	17	307	18.1	80	2
	Pardee, Jack	1957-70	17	247	14.5	46t	4
	Jackson, Monte	1975-77	17	259	15.2	46	3
23	Richter, Les	1954-62	16	206	12.9	25	0
	Nettles, Jim	1969-72	16	356	22.3	44	1
25	Williams, Jerry	1949-52	15	175	11.7	25	2
26	Rich, Herb	1951-53	14	307	21.9	97	2
	Britt, Charley	1960-63	14	241	17.2	73	1
	Youngblood, Jim	1973-84	14	262	18.7	36	4
	Bly, Dre'	1999-2002	14	247	17.6	93t	3
30	Matheson, Riley	1939-42, 44-47	12	91	7.6	45	0
	Crow, Lindon	1961-64	12	240	20.0	65t	1
	Stukes, Charlie	1973-74	12	194	16.2	42	0
	Henley, Darryl	1989-94	12	119	9.9	25	0
	Newsome, Vince	1983-90	12	227	18.9	81	1
35	Harmon, Tom	1946-47	11	233	21.2	85	2
	Paul, Don	1948-55	11	173	15.7	32	0
	Hecker, Norb	1951-53	11	215	19.5	50	0
	Baughan, Maxie	1966-70	11	104	9.5	31	0
	Newman, Anthony	1988-94	11	164	14.9	58	1
40	<b>Johnson, Trumaine</b>	<b>2012-present</b>	<b>10</b>	<b>127</b>	<b>12.7</b>	<b>43</b>	<b>1</b>
	Gehrke, Fred	1940, 45-49	10	108	10.8	41	0
	Sims, George	1949-50	10	83	8.3	27	1
	Dwyer, Jack	1952-55	10	169	16.9	76t	2
	McNeil, Ryan	1997-98	10	164	16.4	75t	2
45	<b>Jenkins, Janoris</b>	<b>2012-present</b>	<b>9</b>	<b>279</b>	<b>31.0</b>	<b>99t</b>	<b>2</b>
	Cason, Jim	1955-56	9	104	11.6	29	1
	Lamson, Chuck	1965-67	9	77	8.56	44t	1
	Howard, Gene	1971-72	9	125	13.9	55	1
	Green, Gary	1984-85	9	172	19.1	60	1
	Butler, Jerametrious	2001-06	9	87	9.7	45	0
51	Williams, Aeneas	2001-2004	9	154	17.1	46t	3
	Bartell, Ron	2005-2011	8	102	12.8	38t	1



# **GAME SUMMARIES**





**WEATHER:** Indoors - **ATTENDANCE:** 51,792 - **TIME:** 12:00 p.m.

The St. Louis Rams began the 2015 season with a 34-31 overtime victory over the division rival Seattle Seahawks. The Rams' defense stalled out Seattle's opening drive after eight minutes and they were forced to punt to the Rams, who went three-and-out in their first drive of the season. Seattle's WR Tyler Lockett returned the punt 57 yards for a touchdown to put the Seahawks on top, 7-0. St. Louis answered on its next possession and tied it up on the first play of the second quarter on a 16-yard run from WR Tavon Austin. CB Trumaine Johnson came up with a diving interception on the next drive, setting up a 33-yard K Greg Zuerlein field goal that gave St. Louis a 10-7 lead. Seattle tied things back up before the half with a 25 yard field goal as time expired. Following a Rams turnover on the first drive of the half, Seattle struck again with another Steven Hauschka field goal, this time from 27 yards out. The Rams bounced back after the turnover, driving 80 yards on six plays, capped off by a 1-yard QB Nick Foles touchdown run. After forcing a three-and-out, Austin returned the punt 75 yards down the left sideline for a touchdown, making Austin the fifth player in the past 20 years to score a touchdown on a punt return and a rush in the same game. Seattle cut the deficit to one possession with just over 12 minutes remaining in the fourth quarter on a QB Russell Wilson pass to TE Jimmy Graham for a touchdown, followed by a RB Marshawn Lynch two-point conversion. The Seahawks tied the game up on Hauschka's third field goal of the afternoon with 4:50 left. On the very first play of the next drive, Foles was stripped in the pocket from behind and recovered by CB Cary Williams, who took it back to the house to give Seattle its first lead since 9:10 remaining in the third. Trailing by seven points with 4:39 to play, the Rams drove 84 yards and tie the game on a 37-yard touchdown pass to TE Lance Kendricks to force overtime. After winning the coin toss and electing to receive, the Seahawks attempted an on side kick to start overtime. WR Bradley Marquez recovered the kick at the Seattle 49-yard line, giving St. Louis good field possession that set up the eventual 37-yard game-winning field goal from the leg of Zuerlein. Seattle received an overtime possession, but the Rams' defense stopped Lynch on a fourth-and-1 rush from the St. Louis 42-yard line to end the game.

## STARTING LINEUPS

### SEATTLE SEAHAWKS

WR 89 D. Baldwin	LDE 72 M. Bennett
LT 76 R. Okung	LDT 77 A. Rubin
LG 68 J. Britt	RDT 92 B. Mebane
C 62 D. Nowak	RDE 56 C. Avril
RG 64 J. Sweezy	OLB 51 B. Irvin
RT 79 G. Gilliam	MLB 54 B. Wagner
TE 88 J. Graham	OLB 50 K. Wright
WR 15 J. Kearse	LCB 25 R. Sherman
QB 3 R. Wilson	RCB 26 C. Williams
FB 40 D. Coleman	SS 37 D. Bailey
RB 24 M. Lynch	FS 29 E. Thomas

### ST. LOUIS RAMS

WR 18 Kenny Britt	LDE 91 C. Long
TE 89 J. Cook	LDT 99 A. Donald
LT 73 G. Robinson	RDT 90 M. Brockers
LG 68 J. Brown	RDE 94 R. Quinn
C 61 T. Barnes	LLB 52 A. Ogletree
RG 76 R. Saffold	MLB 55 J. Laurinaitis
RT 79 R. Havenstein	RLB 56 A. Ayers
TE 88 L. Kendricks	LCB 22 T. Johnson
WR 11 T. Austin	RCB 21 J. Jenkins
QB 5 N. Foles	FS 23 R. McLeod
RB 36 B. Cunningham	SS 25 T. McDonald

**ST. LOUIS SUBSTITUTIONS:** K 4 G.Zuerlein, P 6 J.Hekker, WR 12 S.Bailey, WR 15 B.Marquez, WR 19 C.Givens, DB 20 L.Joyner, RB 24 I.Pead, S 26 M.Barron, S 31 M.Alexander, RB 34 C.Reynolds, S 38 C.Davis, LS 44 J.McQuaide, TE 46 C.Harkey, CB 47 M. Roberson, LB 50 C.Lynch, LB 54 B.Hager, OL 65 D.Rhane, OL 69 C.Wichmann, T 71 G.Reynolds, DL 93 E.Westbrooks, DE 95 W.Hayes, DE 97 E.Sims, DT 98 N.Fairley

## SCORING SUMMARY

VISITOR	Seattle Seahawks	1	2	3	4	OT	TOTAL	FIELD GOALS
HOME	St. Louis Rams	7	3	3	18	0	31	S. Hauschka (25)(27)(35)
		0	10	14	7	3	34	G. Zuerlein (33) (37)

TEAM	Qtr	Clock Time	Play (Extra Point) (Drive Info)	Score	
				Visitor	Home
Seahawks	1	4:31	T.Lockett 57 rd. punt return (S.Hauschka kick)	7	0
Rams	2	14:55	T.Austin 16 yd. run (G.Zuerlein kick) (9-80, 4:36)	7	7
Rams	2	7:31	G.Zuerlein 33 yd. Field Goal (6-11, 3:39)	7	10
Seahawks	2	0:00	S.Hauschka 25 yd. Field Goal (10-58, 1:49)	10	10
Seahawks	3	9:40	S.Hauschka 27 yd. Field Goal (7-30, 3:38)	13	10
Rams	3	6:10	N.Foles 1 yd run (G.Zuerlein kick) (6-80, 3:30)	13	17
Rams	3	4:30	T.Austin 75 yd. punt return (G.Zuerlein kick)	13	24
Seahawks	4	12:04	J.Graham 7 yd pass from R.Wilson (M.Lynch run) (12-63, 4:08)	21	24
Seahawks	4	4:46	S.Hauschka 35 yd. Field Goal (10-58, 4:10)	24	24
Seahawks	4	4:39	C.Williams 8 yd. fumble return (S.Hauschka kick)	31	24
Rams	4	0:53	L.Kendricks 37 yd. pass from N.Foles (G.Zuerlein kick) (12-84, 3:46)	31	31
Rams	5	12:06	G.Zuerlein 37 yd. Field Goal (6-30, 2:54)	31	34

## FINAL TEAM STATISTICS

	SEAHAWKS	RAMS		SEAHAWKS	RAMS
TOTAL FIRST DOWNS	21	19	FGs - PATs Had Blocked	0-0	0-0
By Rushing	10	5	Net Punting Average	23.5	26.3
By Passing	10	13	TOTAL RETURN YARDAGE	63	96
By Penalty	1	1	No. and Yards Punt Returns	2-63	2-81
THIRD DOWN EFFICIENCY	8-19-42%	6-11-55%	No. and Yards Kickoff Returns	2-56	3-63
FOURTH DOWN EFFICIENCY	1-2-50%	0-0-0%	No. and Yards Interception Returns	0-0	1-15
TOTAL NET YARDS	343	352	PENALTIES Number and Yards	7-46	4-30
Total Offensive Plays	79	55	FUMBLES Number and Lost	0-0	3-3
Average gain per offensive play	4.3	6.4	TOUCHDOWNS	3	4
NET YARDS RUSHING	124	76	Rushing	0	2
Total Rushing Plays	32	26	Passing	1	1
Average gain per rushing play	3.9	2.9	Interceptions	0	0
Tackles for a loss-number and yards	4-5	5-8	EXTRA POINTS Made-Attempts	3-3	4-4
NET YARDS PASSING	219	276	Kicking Made-Attempts	2-2	4-4
Times thrown	6-32	2-21	FIELD GOALS Made-Attempts	3-3	2-2
Gross yards passing	251	297	RED ZONE EFFICIENCY	1-4-25%	2-4-50%
PASS ATTEMPTS-COMP-HAD INT	41-32-1	27-18-0	GOAL TO GO EFFICIENCY	1-1-100%	1-1-100%
Avg gain per pass play	4.7	9.5	SAFETIES	0	0
KICKOFFS Number-In End Zone-TBs	7-6-3	7-7-5	FINAL SCORE	31	34
PUNTS Number and Average	4-48.8	3-47.3	TIME OF POSSESSION	37:28	28:32
Had Blocked	0	0			

## FINAL INDIVIDUAL STATISTICS

### SEATTLE SEAHAWKS

RUSHING	ATT	YDS	AVG	LG	TD
M.Lynch	18	73	4.1	24	0
R.Wilson	8	31	3.9	10	0
F.Jackson	3	13	4.3	7	0
T.Rawls	2	5	2.5	4	0
D.Coleman	1	2	2.0	2	0

**Total**      **32**    **124**    **3.9**    **24**    **0**

PASSING	ATT	CMP	YDS	SK/YD	TD	LG	IN
R.Wilson	41	32	251	6/32	1	23	1

**Total**      **41**    **32**    **251**    **6/32**    **1**    **23**    **1**

RECEIVING	NO	YDS	AVG	LG	TD
J.Kearse	8	76	9.5	23	0
D.Baldwin	7	35	5.0	8	0
J.Graham	6	51	8.5	19	1
M.Lynch	5	31	6.2	19	0
T.Lockett	4	34	8.5	12	0
F.Jackson	1	16	16.0	16	0
C.Matthews	1	8	8.0	8	0

**Total**      **32**    **251**    **7.8**    **23**    **1**

INTERCEPTIONS	NO	YDS	AVG	LG	TD

PUNTING	NO	YDS	AVG	NET	TB/I20	LG
J.Ryan	4	195	48.8	23.5	1/2	61
<b>Total</b>	<b>4</b>	<b>195</b>	<b>23.5</b>	<b>1</b>	<b>2</b>	<b>61</b>

PUNT RETURNS	NO	YDS	AVG	FC	LG	TD
T.Lockett	2	63	31.5	0	57	1
<b>Total</b>	<b>2</b>	<b>63</b>	<b>31.5</b>	<b>0</b>	<b>57</b>	<b>1</b>

KICKOFF RETURNS	NO	YDS	AVG	FC	LG	TD
T.Lockett	2	56	28.0	0	35	1
<b>Total</b>	<b>2</b>	<b>56</b>	<b>28.0</b>	<b>0</b>	<b>35</b>	<b>1</b>

### ST. LOUIS RAMS

RUSHING	ATT	YDS	AVG	LG	TD
B.Cunningham	16	45	2.8	9	0
T.Austin	4	17	4.3	16	1
N.Foles	4	11	2.8	9	1
I.Pead	2	3	1.5	4	0

**Total**      **26**    **76**    **2.9**    **16**    **2**

PASSING	ATT	CMP	YDS	SK/YD	TD	LG	IN
N.Foles	27	18	297	2/21	1	42	0

**Total**      **27**    **18**    **297**    **2/21**    **1**    **42**    **0**

RECEIVING	NO	YDS	AVG	LG	TD
J.Cook	5	85	17.0	30	0
B.Cunningham	4	77	19.3	42	0
S.Bailey	3	58	19.3	29	0
L.Kendricks	2	42	21.0	37	1
K.Britt	2	37	18.5	21	0
T.Austin	2	-2	01.0	7	0

**Total**      **18**    **297**    **16.5**    **42**    **1**

INTERCEPTIONS	NO	YDS	AVG	LG	TD
T.Johnson	1	15	15.0	15	0

PUNTING	NO	YDS	AVG	NET	TB/I20	LG
J.Hekker	3	142	47.3	26.3	0/0	55
<b>Total</b>	<b>3</b>	<b>142</b>	<b>47.3</b>	<b>26.3</b>	<b>0/0</b>	<b>55</b>

PUNT RETURNS	NO	YDS	AVG	FC	LG	TD
T.Austin	2	81	40.5	1	75	1
<b>Total</b>	<b>2</b>	<b>81</b>	<b>40.5</b>	<b>1</b>	<b>75</b>	<b>1</b>

KICKOFF RETURNS	NO	YDS	AVG	FC	LG	TD
I.Pead	3	63	21.0	0	22	0
<b>Total</b>	<b>3</b>	<b>63</b>	<b>21.0</b>	<b>0</b>	<b>22</b>	<b>0</b>

## DEFENSIVE STATISTICS (Based on coaches' film review)

PLAYER	T	S	A	S-YDS	I-YDS	PD	FF	FR	PLAYER	T	S	A	S-YDS	I-YDS	PD	FF	FR
M.Brockers	13	6	7	0-0	0-0	0	0	0	M.Barron	5	3	2	0-0	0-0	0	0	0
A.Donald	11	6	5	2-10	0-0	0	0	0	C.Long	5	3	2	0-0	0-0	0	0	0
A.Ogletree	11	8	3	0-0	0-0	0	0	0	T.Johnson	4	3	1	0-0	1-15	0	0	0
T.J.McDonald	10	6	4	0-0	0-0	1	0	0	N.Fairley	3	0	3	0-0	0-0	0	0	0
R.McLeod	9	6	3	0-0	0-0	0	0	0	R.Quinn	3	2	1	2-5	0-0	0	0	0
W.Hayes	7	5	2	0-0	0-0	0	0	0	E.Westbrooks	3	1	2	0-0	0-0	0	0	0
J.Laurinaitis	7	6	1	0-0	0-0	0	0	0	E.Sims	3	1	2	1-7	0-0	0	0	0
J.Jenkins	6	4	2	0-0	0-0	1	0	0	A.Ayers	2	2	0	0-0	0-0	0	0	0
L.Joyner	6	5	1	1-10	0-0	0	0	0									
M.Roberson	5	5	0	0-0	0-0	1	0	0	<b>TOTAL</b>	<b>113</b>	<b>72</b>	<b>41</b>	<b>6-32</b>	<b>1-15</b>	<b>3</b>	<b>0</b>	<b>0</b>





**WEATHER:** Cloudy, 72° - **ATTENDANCE:** 72,460 - **TIME:** 12:03 p.m.

In their first road game of the season, the Rams fell behind early and trailed 10-0 at the end of the first quarter. Washington scored its first points of the day on a quick, three play 72-yard touchdown drive that took just 1:18 and was capped off with a RB Matt Jones 39-yard run. The Redskins tacked on three more points on their next possession with a 46-yard field goal to make it 10-0 with under a minute to play in the opening quarter. After the Rams defense forced a three-and-out on the Redskins to start the second quarter, Washington bounced back with a scoring drive that lasted 7:44 and extended their lead to 17-0 before the half. QB Kirk Cousins hooked up with WR Pierre Garcon for four yards on the scoring play. St. Louis came racing out of the gates in the second half, scoring on each of its first two possessions to cut it to a one possession game. Starting near midfield in their opening drive of the second half, the Rams used the good field position to generate a Greg Zuerlein 52 yard field goal. On the next drive, DE Robert Quinn forced Jones to fumble, giving St. Louis excellent field position for the second consecutive drive. The Rams capitalized on the opportunity two plays later, hitting WR Kenny Britt with a 40-yard strike over the middle to make it 17-10 with 7:01 remaining in the third quarter. The teams each exchanged a pair of punts before Washington scored an insurance touchdown to go back up two scores with 2:38 remaining in the game. Jones put the finishing touches on a 12 play, 12:22 drive with his second touchdown of the afternoon to bring the score to its final, 24-10. The Redskins' defense stepped up after allowing back-to-back scoring drives in the third quarter, holding the Rams to just 33 yards for the remainder of the game and not allowing a snap on their side of the field. Washington held an 11:07-3:53 advantage in time of possession in the fourth quarter to keep the St. Louis offense and a chance at a comeback on the sidelines.

## STARTING LINEUPS

### ST. LOUIS RAMS

WR	18	K.Britt	LDE	91	C.Long
TE	89	J.Cook	LDT	99	A.Donald
LT	73	G.Robinson	RDT	90	M.Brockers
LG	68	J.Brown	RDE	94	R.Quinn
C	61	T.Barnes	LLB	52	A.Ogletree
RG	76	R.Saffold	MLB	55	J.Laurinaitis
RT	79	R.Havenstein	RLB	56	A.Ayers
TE	88	L.Kendricks	LCB	47	M.Roberson
WR	11	T.Austin	RCB	21	J.Jenkins
QB	5	N.Foles	FS	23	R.McLeod
RB	36	B.Cunningham	SS	25	T.McDonald

### WASHINGTON REDSKINS

TE	89	D.Carrier	LDE	90	S.Paea
LT	71	T.Williams	NT	98	T.Knighton
LG	77	S.Lauvao	RDE	97	J.Hatcher
C	78	K.Lichtensteiger	SLB	93	T.Murphy
RG	75	B.Scherff	MIKE	52	K.Robinson
RT	76	M.Moses	MO	56	P.Riley
TE	86	J.Reed	WLB	91	R.Kerrigan
WR	88	P.Garcon	CB	23	D.Hall
QB	8	K.Cousin	CB	26	B.Breeland
TE	85	A.McCoy	SS	34	T.Robinson
RB	46	A.Morris	FS	38	D.Goldson

**ST. LOUIS SUBSTITUTIONS:** K 4 G.Zuerlein, P 6 J.Hekker, WR 12 S.Bailey, WR 15 B.Marquez, WR 19 C.Givens, DB 20 L.Joyner, CB 22 T.Johnson, RB 24 I.Pead, S 26 M.Barron, S 31 M.Alexander, RB 34 B.Cunningham, S 38 C.Davis, LS 44 J.McQuaide, TE 46 C.Harkey, LB 50 C.Lynch, LB 53 D.Bates, LB 54 B.Hager, OL 65 D.Rhane, T 71 G.Reynolds, DL 93 E.Westbrooks, DE 95 W.Hayes, DT 98 N.Fairley

## SCORING SUMMARY

		1	2	3	4	OT	TOTAL	FIELD GOALS
<b>VISITOR</b>	St. Louis Rams	0	0	10	0	0	10	G.Zuerlein (52)
<b>HOME</b>	Washington Redskins	10	7	0	7	0	24	D.Hopkins (46)

TEAM	Qtr	Clock		Play (Extra Point) (Drive Info)	Visitor	Home
		Time				
Redskins	1	7:05		M.Jones 39 yd. run (D.Hopkins kick) (3-72, 1:18)	0	7
Redskins	1	0:53		D.Hopkins 46 yd. Field Goal (8-38, 4:27)	0	10
Redskins	2	3:02		P.Garcon 4 yd. pass from K.Cousins (D.Hopkins kick) (12-82, 7:44)	0	17
Rams	3	9:33		G.Zuerlein 52 yd. Field Goal (6-34, 3:15)	3	17
Rams	3	7:01		K.Britt 40 yd. pass from N.Foles (G.Zuerlein kick) (2-49, 0:54)	10	17
Redskins	4	2:38		M.Jones 3 yd. run (D.Hopkins kick) (12-77, 6:49)	10	24

## FINAL TEAM STATISTICS

	RAMS	WASH		RAMS	WASH
TOTAL FIRST DOWNS	11	19	FGs - PATs Had Blocked	0	0
By Rushing	4	8	Net Punting Average	46.1	37.3
By Passing	6	10	TOTAL RETURN YARDAGE	0	12
By Penalty	1	1	No. and Yards Punt Returns	0-0	5-12
THIRD DOWN EFFICIENCY	2-12-17%	8-16-50%	No. and Yards Kickoff Returns	1-28	1-23
FOURTH DOWN EFFICIENCY	0-1-0%	0-0-0%	No. and Yards Interception Returns	0-0	0-0
TOTAL NET YARDS	213	373	PENALTIES Number and Yards	9-80	7-53
Total Offensive Plays	46	66	FUMBLES Number and Lost	2-0	1-1
Average gain per offensive play	4.6	5.7	TOUCHDOWNS	1	3
NET YARDS RUSHING	67	182	Rushing	0	2
Total Rushing Plays	13	37	Passing	1	1
Average gain per rushing play	5.2	4.9	EXTRA POINTS Made-Attempts	1-1	3-3
Tackles for a loss-number and yards	1-1	5-9	Kicking Made-Attempts	1-1	3-3
NET YARDS PASSING	146	191	FIELD GOALS Made-Attempts	1-1	1-1
Times thrown	1-4	2-12	RED ZONE EFFICIENCY	0-0-0%	2-2-100%
Gross yards passing	150	203	GOAL TO GO EFFICIENCY	0-0-0%	2-2-100%
PASS ATTEMPTS-COMP-HAD INT	32-17-0	27-23-0	SAFETIES	0	0
Avg gain per pass play	4.4	6.6	FINAL SCORE	10	24
KICKOFFS Number-In End Zone-TBs	3-2-2	5-5-4	TIME OF POSSESSION	22:16	37:44
PUNTS Number and Average	8-47.6	6-40.7			
Had Blocked	0	0			

## FINAL INDIVIDUAL STATISTICS

### ST. LOUIS RAMS

RUSHING	ATT	YDS	AVG	LG	TD
T.Austin	4	40	10.0	16	0
T.Mason	7	26	3.7	12	0
N.Foles	1	1	1.0	1	0
B.Cunningham	1	0	0.0	0	0
<b>Total</b>	<b>13</b>	<b>67</b>	<b>5.2</b>	<b>16</b>	<b>0</b>

PASSING	ATT	CMP	YDS	SK/YD	TD	LG	IN
N.Foles	32	17	150	1/4	1	40	0
<b>Total</b>	<b>32</b>	<b>17</b>	<b>150</b>	<b>1/4</b>	<b>1</b>	<b>40</b>	<b>0</b>

RECEIVING	NO	YDS	AVG	LG	TD
J.Cook	5	47	9.4	14	0
B.Cunningham	4	27	6.8	10	0
K.Britt	2	44	22.0	40t	1
T.Mason	2	4	2.0	3	0
L.Kendricks	1	15	15.0	15	0
C.Givens	1	7	7.0	7	0
T.Austin	1	6	6.0	6	0
S.Bailey	1	0	0.0	0	0
<b>Total</b>	<b>17</b>	<b>150</b>	<b>8.8</b>	<b>40</b>	<b>1</b>

INTERCEPTIONS	NO	YDS	AVG	LG	TD

PUNTING	NO	YDS	AVG	NET	TB/120	LG
J.Hekker	8	381	47.6	46.1	0/4	53
<b>Total</b>	<b>8</b>	<b>381</b>	<b>47.6</b>	<b>46.1</b>	<b>0/4</b>	<b>0</b>

PUNT RETURNS	NO	YDS	AVG	FC	LG	TD
[Downed]	4	0	0.0	0	0	0
[Out of Bounds]	1	0	0.0	0	0	0
[Touchback]	1	0	0.0	0	0	0
<b>Total</b>	<b>0</b>	<b>0</b>	<b>0.0</b>	<b>1</b>	<b>0</b>	<b>0</b>

KICKOFF RETURNS	NO	YDS	AVG	FC	LG	TD
B.Cunningham	1	28	28.0	0	0	0
[Touchback]	2	0	0.0	0	0	0
<b>Total</b>	<b>1</b>	<b>28</b>	<b>28.0</b>	<b>0</b>	<b>28</b>	<b>0</b>

### WASHINGTON REDSKINS

RUSHING	ATT	YDS	AVG	LG	TD
M.Jones	19	123	6.5	39	2
A.Morris	18	59	3.3	35	0
<b>Total</b>	<b>37</b>	<b>182</b>	<b>4.9</b>	<b>39</b>	<b>2</b>

PASSING	ATT	CMP	YDS	SK/YD	TD	LG	IN
K.Cousins	27	23	203	2/12	1	35	0
<b>Total</b>	<b>27</b>	<b>23</b>	<b>203</b>	<b>2/12</b>	<b>1</b>	<b>35</b>	<b>0</b>

RECEIVING	NO	YDS	AVG	LG	TD
J.Reed	6	82	13.7	29	0
P.Garcon	6	23	3.8	6	1
R.Grant	3	45	15.0	35	0
M.Jones	3	23	7.7	18	0
A.Morris	2	13	6.5	9	0
C.Thompson	1	10	10.0	10	0
J.Crowder	1	7	7.0	7	0
A.Roberts	1	0	0.0	0	0
<b>Total</b>	<b>23</b>	<b>203</b>	<b>8.8</b>	<b>35</b>	<b>1</b>

INTERCEPTIONS	NO	YDS	AVG	LG	TD

PUNTING	NO	YDS	AVG	NET	TB/120	LG
T.Way	6	244	40.7	37.3	1/1	56
<b>Total</b>	<b>6</b>	<b>244</b>	<b>40.7</b>	<b>37.3</b>	<b>1/1</b>	<b>56</b>

PUNT RETURNS	NO	YDS	AVG	FC	LG	TD
J.Crowder	5	12	2.4	2	10	0
<b>Total</b>	<b>5</b>	<b>12</b>	<b>2.4</b>	<b>2</b>	<b>10</b>	<b>0</b>

KICKOFF RETURNS	NO	YDS	AVG	FC	LG	TD
R.Ross	1	23	23.0	0	23	0
[Touchback]	2	0	0.0	0	0	0
<b>Total</b>	<b>1</b>	<b>23</b>	<b>23.0</b>	<b>0</b>	<b>23</b>	<b>0</b>

## DEFENSIVE STATISTICS (Based on coaches' film review)

PLAYER	T	S	A	S-YDS	I-YDS	PD	FF	FR
A.Ogletree	18	15	3	0-0	0-0	0	0	0
M.Brookers	9	6	3	0-0	0-0	0	0	0
T.J.McDonald	7	4	3	0-0	0-0	0	0	1
J.Laurinaitis	6	3	3	0-0	0-0	0	0	0
R.McLeod	6	5	1	0-0	0-0	0	0	0
M.Barron	6	5	1	0-0	0-0	0	0	0
R.Quinn	5	1	4	0-0	0-0	0	1	0
W.Hayes	5	3	2	0-0	0-0	0	0	0
A.Donald	5	4	1	0.5-4	0-0	0	0	0
J.Jenkins	5	5	0	0-0	0-0	0	0	0

PLAYER	T	S	A	S-YDS	I-YDS	PD	FF	FR
L.Joyner	4	4	0	0-0	0-0	0	0	0
C.Long	4	2	2	1-6	0-0	0	0	0
N.Fairley	4	2	2	0.5-2	0-0	0	0	0
A.Ayers	4	2	2	0-0	0-0	0	0	0
E.Westbrooks	3	2	1	0-0	0-0	0	0	0
T.Johnson	1	1	0	0-0	0-0	1	1	1
<b>TOTAL</b>	<b>92</b>	<b>64</b>	<b>28</b>	<b>2-12</b>	<b>0-0</b>	<b>1</b>	<b>1</b>	<b>1</b>


**WEATHER:** Indoors - **ATTENDANCE:** 52,433 - **TIME:** 12:00 p.m.

After winning the coin toss and electing to receive, Pittsburgh took the opening kickoff and drove 77 yards and capped off the 13-play drive with a 21-yard field goal. DT Michael Brockers stuffed RB Le'Veon Bell in the backfield for a one yard loss on third-and-goal from the 2-yard line to hold the Steelers to just three points on the opening drive. The Rams first possession of the game ended with a Johnny Hekker punt that pinned Pittsburgh inside of the 10-yard line. The Steelers responded with another lengthy drive, this time marching 92 yards in 12 plays and scoring on a one-yard touchdown run by Bell. Pittsburgh attempted a two point conversion but failed on a pass from QB Ben Roethlisberger intended for WR Darius Heyward-Bey. RB Todd Gurley made his Rams debut on the next drive and St. Louis moved into Steelers territory for the first time before being stopped on third down at the Steelers 48-yard line. The Rams then attempted a fake punt, but Hekker's pass intended for WR Stedman Bailey came up short for an incompleteness and turnover on downs. The Steelers tried for a big play of their own on the second play of the following drive, but Roethlisberger's deep pass was picked off by CB Janoris Jenkins for his first interception of the season. The turnover sparked a scoring drive from the Rams, as they drove 50 yards to set up a 49-yard K Greg Zuerlein field goal that made it 9-3 heading into halftime. On the Steelers first drive of the second half, Roethlisberger hurt his knee on a sack by S Mark Barron, forcing backup QB Mike Vick to take over for the remainder of the game. The second half featured a defensive battle, as each team exchanged three punts before the Rams brought the deficit to a field goal with 5:42 remaining in the game. A long pass attempt to WR Kenny Britt down the left sideline drew a flag for pass interference, setting up Zuerlein for the 27-yard field goal. The Rams got the ball back trailing by three with 3:02 to play, but a CB Will Allen interception on the first play of the drive gave the momentum back to the Steelers. Pittsburgh ran the clock down to the two-minute warning before extending the lead to 12-6 on a K Josh Scobee 41-yard field goal. The Rams final try of the game came up empty after a fourth down pass to Britt was ruled incomplete by the replay official, allowing the Steelers to run out the remaining time left on the clock.

### STARTING LINEUPS

#### PITTSBURGH STEELERS

WR 84 A. Brown	LDE 97 C. Heyward
LT 68 K. Beachum	NT 90 S. McLendon
LG 73 R. Foster	RDE 91 S. Tuitt
C 72 C. Wallace	LOLB 55 A. Moats
RG 66 D. DeCastro	LILB 51 S. Spence
RT 77 M. Gilbert	RILB 94 L. Timmons
TE 83 H. Miller	ROLB 95 J. Jones
WR 11 M. Wheaton	LCB 22 W. Gay
QB 7 B. Roethlisberger	RCB 41 A. Blake
WR 34 De. Williams	SS 20 W. Allen
RB 26 L. Bell	RCB 23 M. Mitchell

#### ST. LOUIS RAMS

WR 18 K. Britt	LDE 91 C. Long
TE 89 J. Cook	LDT 99 A. Donald
LT 73 G. Robinson	RDT 90 M. Brockers
LG 68 J. Brown	RDE 94 R. Quinn
C 61 T. Barnes	LLB 52 A. Ogletree
RG 76 R. Saffold	MLB 55 J. Laurinaitis
RT 79 R. Havenstein	CB 20 L. Joyner
TE 88 L. Kendricks	LCB 22 T. Johnson
WR 11 T. Austin	RCB 21 J. Jenkins
QB 5 N. Foles	FS 23 R. McLeod
RB 27 T. Mason	SS 25 T. McDonald

**ST. LOUIS SUBSTITUTIONS:** K 4 G.Zuerlein, P 6 J.Hekker, WR 12 S.Bailey, WR 15 B.Marquez, WR 19 C.Givens, S 26 M.Barron, RB 30 T. Gurley, S 31 M.Alexander, RB 34 B.Cunningham, S 38 C.Davis, LS 44 J.McQuaide, TE 46 C.Harkey, CB 47 M. Roberson, LB 50 C.Lynch, LB 53 D.Bates, LB 54 B.Hager, LB 56 A. Ayers, T. 63 D. Williams, OL 65 D.Rhane, T 71 G.Reynolds, DL 93 E.Westbrooks, DE 95 W.Hayes, DT 98 N.Fairley

### SCORING SUMMARY

		1	2	3	4	OT	TOTAL	FIELD GOALS
<b>VISITOR</b>	Pittsburgh Steelers	3	6	0	3	0	12	J. Scobee (21) (41)
<b>HOME</b>	St. Louis Rams	0	3	0	3	0	6	G.Zuerlein (49) (27)

TEAM	Qtr	Clock Time	Play (Extra Point) (Drive Info)	Visitor Home	
				Visitor	Home
Steelers	1	7:18	J. Scobee 21 yd. Field Goal (13-77, 7:42)	3	0
Steelers	2	13:00	L. Bell 1 yd. run (pass failed) (12-92, 6:03)	9	0
Rams	2	2:05	G. Zuerlein 49 yd. Field Goal (9-50, 4:47)	9	3
Rams	4	5:38	G. Zuerlein 27 yd. Field Goal (7-62, 4:06)	9	6
Steelers	4	1:56	J. Scobee 41 yd. Field Goal (4-8, 0:55)	12	6





**WEATHER:** Indoors - **ATTENDANCE:** 63,146 - **TIME:** 3:25 p.m.

The Rams were given excellent field position to start the game after S Mark Barron hit KR David Johnson and knocked the ball loose on the opening kickoff. LB Daren Bates recovered at the Arizona 17 and set up St. Louis for a quick three play drive, culminating with a 12-yard touchdown pass from QB Nick Foles to WR Tavon Austin. The Rams defense set the tone for the game on the Cardinals first possession, sacking QB Carson Palmer twice before forcing a punt. On the Cardinals next possession, the ball was placed on the Rams' 1-yard line after a flag was thrown for pass interference in the end zone. The St. Louis defense held strong, stopping Arizona on three straight plays to force a field goal. The Cardinals continued to cut into the lead later with a 27-yard Chandler Catanzaro's field goal to make it 7-6. After the Rams were forced to punt for the third straight possession, the St. Louis defense forced another turnover when CB Janoris Jenkins came up with an interception in the end zone on a deep pass from Palmer intended for WR John Brown. The Rams capitalized on the takeaway and put three points on the board, set up by a 47-yard pass to Austin down the right side that led to a 30-yard Greg Zuerlein field goal. Arizona responded with a field goal of their own on the following drive with Catanzaro's third field goal of the opening half, this time from 42 yards to make it 10-9 Rams at the break. The Rams forced their third turnover of the game on Arizona's first drive of the second half. S Rodney McLeod forced a fumble on the Cardinals 42-yard line and was recovered by CB Trumaine Johnson, giving the Rams another short field to work with. This time, the Rams put seven on the board when Foles connected with WR Stedman Bailey for 18 yards to give St. Louis its biggest lead of the game at 17-9. Two more Catanzaro field goals brought it to 17-15 early in the fourth quarter. The Rams answered with an 80 yard drive, with every play going to either Austin or RB Todd Gurley. Gurley busted loose on the third play of the drive for a 52-yard run before Foles eventually found Austin over the middle for the receiver's second touchdown of the day to give the Rams a 24-15 lead with just over eight minutes remaining. The Cardinals scored their first touchdown of the afternoon and cut the lead to two with 4:44 to go. Arizona moved into St. Louis territory on its final drive of the game needing a field goal to win, but the Rams defense came up with a stop on fourth-and-two from the 43-yard line to get the ball back to the offense. Gurley rushed for 48 of his 106 fourth-quarter yards on the final drive to run out the clock and secure the victory.

## STARTING LINEUPS

### ST. LOUIS RAMS

WR	18	Kenny Britt	LDE	91	C. Long
TE	89	J. Cook	LDT	99	A. Donald
LT	73	G. Robinson	RDT	90	M. Brockers
LG	68	J. Brown	RDE	94	R. Quinn
C	61	T. Barnes	LLB	52	A. Ogletree
RG	76	R. Saffold	MLB	55	J. Laurinaitis
RT	79	R. Havenstein	RLB	56	A. Ayers
WR	12	S. Bailey	LCB	22	T. Johnson
WR	11	T. Austin	RCB	21	J. Jenkins
QB	5	N. Foles	FS	23	R. McLeod
RB	30	T. Gurley	SS	25	T. McDonald

### ARIZONA CARDINALS

WR	L. Fitzgerald	DE	93	C. Campbell	
LT	68	J. Veldheer	NT	97	J. Mauro
LG	76	M. Lupati	DT	92	F. Rucker
C	63	L. Sendlein	ILB	51	K. Minter
RG	61	J. Cooper	WILL	57	A. Okafor
RT	70	B. Massie	LCB	21	P. Peterson
TE	85	D. Fells	RCB	25	J. Powers
TE	87	T. Nikias	SS	20	D. Buchannon
QB	3	C. Palmer	FS	32	T. Mathieu
RB	23	C. Johnson	DB	22	T. Jefferson
TE	84	J. Gresham	DB	26	R. Johnson

**ST. LOUIS SUBSTITUTIONS:** K 4 G.Zuerlein, P 6 J.Hekker, WR 15 B.Marquez, DB 20 L. Joyner, S 26 M.Barron, RB 27 T. Mason, RB 36 B.Cunningham, DB 37 C. Bryant, S 38 C.Davis, LS 44 J.McQuaide, TE 46 C.Harkey, CB 47 M. Roberson, LB 50 C.Lynch, LB 53 D.Bates, LB 54 B.Hager, OL 65 D.Rhaney, G 69 C. Wichmann, T 71 G.Reynolds, WR 83 B. Quick, DL 93 E.Westbrooks, DE 95 W.Hayes, DT 98 N.Fairley

## SCORING SUMMARY

		1	2	3	4	OT	TOTAL	FIELD GOALS
<b>VISITOR</b>	St. Louis Rams	7	3	7	7	0	24	G. Zuerlein (30)
<b>HOME</b>	Arizona Cardinals	3	6	3	10	0	22	C. Catanzaro (21)(27)(42)(38)(29)

TEAM	Qtr	Clock Time	Play (Extra Point) (Drive Info)	Visitor Home	
				Visitor	Home
Rams	1	13:24	T. Austin 12 yd. pass from N. Foles (G. Zuerlein kick) (3-17, 1:29)	7	0
Cardinals	1	4:13	C. Catanzaro 21 yd. Field Goal (8-62, 4:19)	7	3
Cardinals	2	10:45	C. Catanzaro 27 yd. Field Goal (13-51, 6:29)	7	6
Rams	2	3:16	G. Zuerlein 30 yd. Field Goal (7-68, 3:34)	10	6
Cardinals	2	1:13	C. Catanzaro 42 yd. Field Goal (9-56, 2:03)	10	9
Rams	3	5:44	S. Bailey 18 yd. pass from N. Foles (G. Zuerlein kick) (5-58, 2:52)	17	9
Cardinals	3	1:13	C. Catanzaro 38 yd. Field Goal (9-60, 4:31)	17	12
Cardinals	4	11:57	C. Catanzaro 29 yd. Field Goal (6-41, 2:55)	17	15
Rams	4	8:16	T. Austin 12 yd. pass from N.Foles (G. Zuerlein kick) (6-80, 3:41)	24	15
Cardinals	4	4:38	D. Johnson 23 yd. pass from C. Palmer (C.Catanzaro kick) (8-80, 3:38)	24	22

## FINAL TEAM STATISTICS

	RAMS		CARDINALS			RAMS		CARDINALS	
TOTAL FIRST DOWNS	13		26		FGs - PATs Had Blocked	0-0		0-0	
By Rushing	6		7		Net Punting Average	45.1		44.0	
By Passing	7		17		TOTAL RETURN YARDAGE	0		32	
By Penalty	0		2		No. and Yards Punt Returns	0-0		5-32	
THIRD DOWN EFFICIENCY	5-13-38%		2-11-18%		No. and Yards Kickoff Returns	5-121		1-19	
FOURTH DOWN EFFICIENCY	0-0-0%		1-2-50%		No. and Yards Interception Returns	1-0		0-0	
TOTAL NET YARDS	328		447		PENALTIES Number and Yards	7-66		3-20	
Total Offensive Plays	51		71		FUMBLES Number and Lost	1-0		3-2	
Average gain per offensive play	6.4		6.3		TOUCHDOWNS	3		1	
NET YARDS RUSHING	164		113		Rushing	0		0	
Total Rushing Plays	26		21		Passing	3		1	
Average gain per rushing play	6.3		5.1		EXTRA POINTS Made-Attempts	3-3		1-1	
Tackles for a loss-number and yards	6-19		5-11		Kicking Made-Attempts	3-3		1-1	
NET YARDS PASSING	164		334		FIELD GOALS Made-Attempts	1-1		5-5	
Times thrown	1-7		4-18		RED ZONE EFFICIENCY	3-5-60%		1-5-20%	
Gross yards passing	171		352		GOAL TO GO EFFICIENCY	0-1-0%		0-1-0%	
PASS ATTEMPTS-COMP-HAD INT	24-16-0		46-29-1		SAFETIES	0		0	
Avg gain per pass play	6.6		6.7		FINAL SCORE	24		22	
KICKOFFS Number-In End Zone-TBs	5-5-4		7-7-2		TIME OF POSSESSION	26:47		33:13	
PUNTS Number and Average	7-49.7		1-44.0						
Had Blocked	0		0						

## FINAL INDIVIDUAL STATISTICS

### ST. LOUIS RAMS

RUSHING	ATT	YDS	AVG	LG	TD
T. Gurley	19	146	7.7	52	0
T. Austin	2	20	10.0	12	0
B. Cunningham	2	0	0.0	3	0
T. Mason	2	-1	-0.5	2	0
N. Foles	1	-1	-1.0	-1	0
<b>Total</b>	<b>26</b>	<b>164</b>	<b>6.3</b>	<b>52</b>	<b>0</b>

PASSING	ATT	CMP	YDS	SK/YD	TD	LG	IN
N.Foles	24	16	171	1/7	3	47	0
<b>Total</b>	<b>24</b>	<b>16</b>	<b>171</b>	<b>1/7</b>	<b>3</b>	<b>47</b>	<b>0</b>

RECEIVING	NO	YDS	AVG	LG	TD
T. Austin	6	96	16.0	47	2
J. Cook	3	22	7.3	12	0
S. Bailey	2	30	15.0	18t	1
T. Gurley	2	15	7.5	8	0
B. Cunningham	2	4	2.0	7	0
C. Harkey	1	4	4.0	4	0
<b>Total</b>	<b>16</b>	<b>171</b>	<b>10.7</b>	<b>47</b>	<b>3</b>

INTERCEPTIONS	NO	YDS	AVG	LG	TD
J. Jenkins	1	0	0.0	0	0
<b>Total</b>	<b>1</b>	<b>0</b>	<b>0.0</b>	<b>0</b>	<b>0</b>

PUNTING	NO	YDS	AVG	NET	TB/120	LG
J.Hekker	7	348	49.7	45.1	0/2	57
<b>Total</b>	<b>7</b>	<b>348</b>	<b>49.7</b>	<b>45.1</b>	<b>0/2</b>	<b>57</b>

PUNT RETURNS	NO	YDS	AVG	FC	LG	TD
[Downed]	1	0	0.0	0	0	0
<b>Total</b>	<b>0</b>	<b>0</b>	<b>0.0</b>	<b>0</b>	<b>0</b>	<b>0</b>

KICKOFF RETURNS	NO	YDS	AVG	FC	LG	TD
B. Cunningham	5	121	24.2	0	39	0
[Touchback]	2	0	0.0	0	0	0
<b>Total</b>	<b>5</b>	<b>121</b>	<b>24.2</b>	<b>0</b>	<b>39</b>	<b>0</b>

### ARIZONA CARDINALS

RUSHING	ATT	YDS	AVG	LG	TD
C. Johnson	16	83	5.2	21	0
D. Johnson	3	18	6.0	12	0
Jo.Brown	1	13	13.0	13	0
C. Palmer	1	-1	-1.0	-1	0
<b>Total</b>	<b>21</b>	<b>113</b>	<b>5.4</b>	<b>21</b>	<b>0</b>

PASSING	ATT	CMP	YDS	SK/YD	TD	LG	IN
C. Palmer	46	29	352	4/18	1	23	1
<b>Total</b>	<b>46</b>	<b>29</b>	<b>352</b>	<b>4/18</b>	<b>1</b>	<b>23</b>	<b>1</b>

RECEIVING	NO	YDS	AVG	LG	TD
L. Fitzgerald	7	99	14.1	22	0
Jo. Brown	7	75	10.7	14	0
M. Floyd	5	59	11.8	22	0
D. Johnson	4	63	15.8	23t	1
C. Johnson	3	11	3.7	6	0
Ja. Brown	1	20	20.0	20	0
D. Fells	1	17	17.0	17	0
J. Gresham	1	8	8.0	8	0
<b>Total</b>	<b>29</b>	<b>352</b>	<b>12.1</b>	<b>23</b>	<b>1</b>

INTERCEPTIONS	NO	YDS	AVG	LG	TD
<b>Total</b>	<b>0</b>	<b>0</b>	<b>0</b>	<b>0</b>	<b>0</b>

PUNTING	NO	YDS	AVG	NET	TB/120	LG
D. Butler	1	44	44.0	44.0	0/0	44
<b>Total</b>	<b>1</b>	<b>44</b>	<b>44.0</b>	<b>44.0</b>	<b>0/0</b>	<b>44</b>

PUNT RETURNS	NO	YDS	AVG	FC	LG	TD
P. Peterson	5	32	6.4	2	12	0
<b>Total</b>	<b>5</b>	<b>32</b>	<b>6.4</b>	<b>2</b>	<b>12</b>	<b>0</b>

KICKOFF RETURNS	NO	YDS	AVG	FC	LG	TD
D. Johnson	1	19	19.0	0	19	0
[Touchback]	4	0	0.0	0	0	0
<b>Total</b>	<b>1</b>	<b>19</b>	<b>19.0</b>	<b>0</b>	<b>19</b>	<b>0</b>

## DEFENSIVE STATISTICS (Based on coaches' film review)

PLAYER	T	S	A	S-YDS	I-YDS	PD	FF	FR
A. Ogletree	11	11	0	0-0	0-0	0	0	0
T. Johnson	9	8	1	0-0	0-0	2	0	1
T. McDonald	6	5	1	1-6	0-0	0	0	0
L. Joyner	6	5	1	1-1	0-0	0	0	0
M. Barron	5	4	1	0-0	0-0	0	0	0
R.McLeod	5	4	1	0-0	0-0	0	1	0
J. Jenkins	5	5	0	0-0	1-0	1	0	0
J. Laurinaitis	5	3	2	1-4	0-0	0	1	0
A. Donald	4	2	2	0-0	0-0	0	0	0
E.Westbrooks	3	2	1	0-0	0-0	0	0	0

PLAYER	T	S	A	S-YDS	I-YDS	PD	FF	FR
A. Ayers	3	3	0	0-0	0-0	1	0	0
R.Quinn	2	1	1	0-0	0-0	1	0	0
M. Brockers	2	0	2	0-0	0-0	0	0	0
D. Bates	2	2	0	0-0	0-0	0	0	0
W. Hayes	2	1	1	0-0	0-0	0	0	0
N. Fairley	2	1	1	0-0	0-0	0	0	0
C. Long	1	0	1	1-7	0-0	0	0	0
<b>TOTAL</b>	<b>73</b>	<b>57</b>	<b>16</b>	<b>4-18</b>	<b>1-0</b>	<b>5</b>	<b>2</b>	<b>1</b>





**WEATHER:** Clear, 67° - **ATTENDANCE:** 78,432 - **TIME:** 12:02 p.m.

Green Bay struck first on their first possession of the game with a six play, 56-yard drive that resulted in a 31-yard touchdown pass from QB Aaron Rodgers to WR Ty Montgomery. The Rams drove into Packer territory on the following drive, but were forced to punt after a Green Bay sack pushed St. Louis out of field goal range. The Packers drove into Rams territory before Rodgers threw a pass that was tipped at the line and intercepted by LB James Laurinaitis. The interception was Rodgers' first pick at Lambeau Field since 2012. The Rams couldn't capitalize on the mistake, turning the ball right back over three plays later with an interception by DB Micah Hyde. It was the first time all season that the Rams forced a turnover and didn't come away with any points. After the Rams defense came up with a stop on 4th down, QB Nick Foles threw his second interception of the game three plays later. This time, the Packers made the Rams pay for the mistake, returning the INT 45 yards for a TD and a 14-0 lead at the end of the first quarter. After the teams exchanged punts, the Rams got on the board with a 9 play, 80-yard drive. St. Louis cashed in on a short pass to WR Tavon Austin that made it 14-7. Rodgers then threw his second interception of the afternoon, this time picked off by CB Trumaine Johnson on a diving grab before returning it 29 yards. That set up a Greg Zuerlein 42-yard field goal that made it 14-10 Packers heading into halftime. Green Bay opened up the second half with the ball and didn't waste any time extending their lead. On the fourth play of the drive, Rodgers connected with WR James Jones down the middle for a 65-yard touchdown that put the Packers on top 21-10. Sensing the change in momentum, the Rams faked a punt on their own side of the field and converted a 20-yard pass for a first down. Later in the drive however, Green Bay blocked the 50-yard field goal attempt by Zuerlein. Zuerlein missed a 53-yarder on the Rams next possession after DE Rob Quinn sacked Rodgers and forced a fumble. The Rams made two drives into the red zone in the fourth quarter, but both ended with interceptions, spoiling the chance of a comeback. Green Bay added on one more field goal with just over a minute remaining to bring the score to its final, 24-10.

## STARTING LINEUPS

### ST. LOUIS RAMS

WR	18 K. Britt	LDE	91 C. Long
TE	46 C. Harkney	LDT	99 A. Donald
LT	73 G. Robinson	RDT	90 M. Brockers
LG	68 J. Brown	RDE	94 R. Quinn
C	61 T. Barnes	LLB	26 M. Barron
RG	76 R. Saffold	MLB	55 J. Laurinaitis
RT	79 R. Havenstein	DB	20 L. Joyner
TE	88 L. Kendrick	LCB	22 T. Johnson
WR	11 T. Austin	RCB	21 J. Jenkins
QB	5 N. Foles	FS	23 R. McLeod
RB	30 T. Gurley	SS	25 T. McDonald

### GREEN BAY PACKERS

WR	89 J. Jones	NOSE90	B. Raji
WR	88 T. Montgomery	DT	76 M. Daniels
LT	69 D.Bakhtiari	LOLB	56 J. Peppers
LG	71 J. Sitton	BLB	51 N. Palmer
C	63 C.Linsley	MLB	52 C. Matthews
RG	70 T. Lang	ROLB	96 M. Neal
RT	75 B. Bulaga	LCB	23 D. Randall
TE	82 R. Rodgers	RCB	37 S. Shields
WR	18 R. Cobb	CB	29 C. Hayward
QB	12 A. Rodgers	SS	33 M. Hyde
RB	27 E. Lacy	FS	21 H. Clinton-Dix

**ST. LOUIS SUBSTITUTIONS:** K 4 G.Zuerlein, P 6 J.Hekker, WR 12 S.Bailey, WR 15 B.Marquez, RB 27 T. Mason, RB 34 C.Reynolds, RB 36 B.Cunningham, DB 37 C. Bryant, S 38 C.Davis, LS 44 J.McQuaide, CB 47 M. Roberson, LB 50 C.Lynch, LB 53 D.Bates, LB 54 B.Hager, LB 56 A.Ayers, T 64 A. Donnal, OL 65 D.Rhane, T 71 G.Reynolds, WR 83 B. Quick, TE 89 J.Cook, DE 95 W.Hayes, DE 97, E.Sims, DT 98 N.Fairley

## SCORING SUMMARY

		1	2	3	4	OT	TOTAL	FIELD GOALS
<b>VISITOR</b>	St. Louis Rams	0	10	0	0	0	10	M. Crosby (35)
<b>HOME</b>	Green Bay Packers	14	0	7	3	0	24	G. Zuerlein (42) 50B 53WL 63WL

TEAM	Qtr	Clock Time	Play (Extra Point) (Drive Info)	Visitor Home	
				Visitor	Home
Packers	1	12:09	T.Montgomery 31 yd. pass from A.Rodgers (M.Crosby kick) (6-56, 1:48)	0	7
Packers	1	0:53	Q.Rollins 45 yd. interception return (M.Crosby kick)	0	14
Rams	2	7:12	T.Austin 5 yd pass from N.Foles (G.Zuerlein kick)(9-80, 5:10)	7	14
Rams	2	1:40	G.Zuerlein 42 yd. Field Goal (7-9, 2:23)	10	14
Packers	3	12:41	J.Jones 65 yd. pass from A.Rodgers (M.Crosby kick) (4-75, 2:19)	10	21
Packers	4	1:03	M.Crosby Field Goal (7-30, 2:20)	10	24

## FINAL TEAM STATISTICS

	RAMS	PACKERS		RAMS	PACKERS
TOTAL FIRST DOWNS	17	19	FGs - PATs Had Blocked	0-0	0-0
By Rushing	5	5	Net Punting Average	40.6	40.3
By Passing	10	12	TOTAL RETURN YARDAGE	49	12
By Penalty	2	2	No. and Yards Punt Returns	5-29	2-12
THIRD DOWN EFFICIENCY	6-14-43%	5-14-36%	No. and Yards Kickoff Returns	0-0	2-54
FOURTH DOWN EFFICIENCY	0-2-0%	0-0-0%	No. and Yards Interception Returns	1-20	0-0
TOTAL NET YARDS	432	309	PENALTIES Number and Yards	5-23	8-38
Total Offensive Plays	66	71	FUMBLES Number and Lost	1-1	1-0
Average gain per offensive play	6.5	4.4	TOUCHDOWNS	4	2
NET YARDS RUSHING	89	93	Rushing	0	1
Total Rushing Plays	30	24	Passing	3	1
Average gain per rushing play	3.0	3.9	Interceptions	1	0
Tackles for a loss-number and yards	6-13	2-2	EXTRA POINTS Made-Attempts	4-4	2-2
NET YARDS PASSING	343	216	Kicking Made-Attempts	4-4	2-2
Times thrown	0-0	5-20	FIELD GOALS Made-Attempts	1-1	1-1
Gross yards passing	343	236	RED ZONE EFFICIENCY	1-2-50%	1-1-100%
PASS ATTEMPTS-COMP-HAD INT	36-22-0	42-21-1	GOAL TO GO EFFICIENCY	0-1-0%	1-1-100%
Avg gain per pass play	9.5	4.6	SAFETIES	0	0
KICKOFFS Number-In End Zone-TBs	6-6-4	4-3-3	FINAL SCORE	31	17
PUNTS Number and Average	5-43.0	8-43.9	TIME OF POSSESSION	28:38	31:22
Had Blocked	0	0			

## FINAL INDIVIDUAL STATISTICS

### ST. LOUIS RAMS

RUSHING	ATT	YDS	AVG	LG	TD
T. Gurley	30	159	5.3	55	0
T. Austin	3	22	7.3	15	0
T. Mason	2	8	4.0	6	0
N. Foles	1	2	2.0	2	0
<b>Total</b>	<b>36</b>	<b>191</b>	<b>5.4</b>	<b>55</b>	<b>0</b>

PASSING	ATT	CMP	YDS	SK/YD	TD	LG	IN
N. Foles	30	11	141	3/18	1	68	4
J. Hekker	1	1	20	0/0	0	20	0
<b>Total</b>	<b>31</b>	<b>12</b>	<b>161</b>	<b>3/18</b>	<b>1</b>	<b>68</b>	<b>4</b>

RECEIVING	NO	YDS	AVG	LG	TD
S. Bailey	3	73	24.3	68	0
B. Cunningham	2	28	14.0	17	0
L. Kendrick	2	16	8.0	12	0
T. Austin	2	6	3.0	5	1
C. Davis	1	20	20.0	20	0
B. Quick	1	10	10.0	10	0
J. Cook	1	8	8.0	8	0
<b>Total</b>	<b>12</b>	<b>161</b>	<b>13.4</b>	<b>68</b>	<b>1</b>

INTERCEPTIONS	NO	YDS	AVG	LG	TD
T. Johnson	1	29	29.0	29	0
J. Laurinaitis	1	0	0.0	0	0
<b>Total</b>	<b>2</b>	<b>29</b>	<b>14.5</b>	<b>29</b>	<b>0</b>

PUNTING	NO	YDS	AVG	NET	TB/120	LG
J. Hekker	4	181	45.3	38.0	1/1	51
<b>Total</b>	<b>4</b>	<b>181</b>	<b>45.3</b>	<b>38.0</b>	<b>1/1</b>	<b>51</b>

PUNT RETURNS	NO	YDS	AVG	FC	LG	TD
T. Austin	2	4	2.0	0	25	0
<b>Total</b>	<b>5</b>	<b>29</b>	<b>5.8</b>	<b>1</b>	<b>13</b>	<b>0</b>

KICKOFF RETURNS	NO	YDS	AVG	FC	LG	TD
<b>Total</b>	<b>0</b>	<b>0</b>	<b>0</b>	<b>0</b>	<b>0</b>	<b>0</b>

### GREEN BAY PACKERS

RUSHING	ATT	YDS	AVG	LG	TD
A. Rodgers	8	39	4.9	18	0
E. Lacy	13	27	2.1	8	0
J. Starks	5	17	3.4	6	0
J. Kuhn	1	3	3.0	3	0
<b>Total</b>	<b>27</b>	<b>86</b>	<b>3.2</b>	<b>18</b>	<b>0</b>

PASSING	ATT	CMP	YDS	SK/YD	TD	LG	IN
A. Rodgers	30	19	241	2/5	2	65	2
<b>Total</b>	<b>30</b>	<b>19</b>	<b>241</b>	<b>2/5</b>	<b>2</b>	<b>65</b>	<b>2</b>

RECEIVING	NO	YDS	AVG	LG	TD
R. Rodgers	6	45	7.5	18	0
T. Montgomery	4	59	14.8	31	1
J. Starks	3	29	9.7	19	0
R. Cobb	3	23	7.7	10	0
J. Jones	2	77	38.5	65	1
E. Lacy	1	8	8.0	8	0
<b>Total</b>	<b>19</b>	<b>241</b>	<b>12.7</b>	<b>65</b>	<b>2</b>

INTERCEPTIONS	NO	YDS	AVG	LG	TD
Q. Rollins	2	48	24.0	45	1
M. Hyde	1	2	2.0	2	0
H. Clinton-Dix	1	0	0.0	0	0
<b>Total</b>	<b>4</b>	<b>50</b>	<b>12.5</b>	<b>45</b>	<b>1</b>

PUNTING	NO	YDS	AVG	NET	TB/120	LG
T. Masthay	4	191	47.8	36.8	2/0	53
<b>Total</b>	<b>4</b>	<b>191</b>	<b>47.8</b>	<b>36.8</b>	<b>2/0</b>	<b>53</b>

PUNT RETURNS	NO	YDS	AVG	FC	LG	TD
M. Hyde	2	9	4.5	1	9	0
<b>Total</b>	<b>2</b>	<b>12</b>	<b>6.0</b>	<b>3</b>	<b>12</b>	<b>0</b>

KICKOFF RETURNS	NO	YDS	AVG	FC	LG	TD
B. Cunningham	2	54	27.0	0	31	0
<b>Total</b>	<b>2</b>	<b>54</b>	<b>27.0</b>	<b>0</b>	<b>31</b>	<b>0</b>

## DEFENSIVE STATISTICS (Based on coaches' film review)

PLAYER	T	S	A	S-YDS	I-YDS	PD	FF	FR
T.J. McDonald	10	7	3	0-0	0-0	0	0	0
J. Laurinaitis	9	5	4	0-0	1-0	0	0	0
L. Joyner	8	8	0	0-0	0-0	0	0	1
M. Barron	6	4	2	0-0	0-0	3	0	0
R. Quinn	6	5	1	1-2	0-0	0	1	0
M. Brockers	5	3	2	1-3	0-0	0	0	0
E. Sims	5	2	3	0-0	0-0	0	0	0
W. Hayes	5	4	1	0-0	0-0	0	0	0
T. Johnson	4	4	0	0-0	1-29	0	0	0
R. McLeod	4	3	1	0-0	0-0	0	0	0

PLAYER	T	S	A	S-YDS	I-YDS	PD	FF	FR
A. Donald	3	2	1	0-0	0-0	0	0	0
N. Fairley	2	2	0	0-0	0-0	1	0	0
C. Long	1	0	1	0-0	0-0	0	0	0
A. Ayers	1	0	1	0-0	0-0	0	0	0
D. Bates	1	1	0	0-0	0-0	0	0	0
<b>TOTAL</b>	<b>70</b>	<b>50</b>	<b>20</b>	<b>2-5</b>	<b>2-29</b>	<b>4</b>	<b>1</b>	<b>1</b>



**WEATHER:** Indoors - **ATTENDANCE:** 51,523 - **TIME:** 12:00 p.m.

After St. Louis went three-and-out on the game's opening possession, P Johnny Hekker pined the Browns down inside of the 10-yard line. Three plays later, CB Janoris Jenkins forced a fumble that was scooped up by S Rodney McLeod and taken back for a touchdown to give the Rams an early 7-0 lead. The St. Louis defense forced another big turnover inside of Browns territory on the very next drive. On third-and-8 from the 32-yard line, DE William Hayes sacked QB Josh McCown and stripped the ball loose. LB Akeem Ayers recovered, and the Rams capitalized on another quick turnover and took a 10-0 on a 39-yard field goal from Greg Zuerlein. On the next drive, Cleveland used a lengthy 14-play, 73 yard drive to get on the board. The Rams defense held strong at the end of the drive however, halting the Browns at the 7-yard line and holding Cleveland to just three points. After the teams exchanged a pair of punts in the second quarter, St. Louis was driving and looking to extend the lead, but a turnover curtailed the drive. The Browns came out in the second half and cut into the Rams lead on the opening drive, converting a 44 yard field goal that made it 10-6. It looked as though St. Louis would answer with a field goal of their own, but Zuerlein missed the 35-yard attempt. When the Rams got the ball back, they drove 88 yards in four plays and scored a touchdown to make it 17-6. RB Todd Gurley's first career touchdown came from one yard out and was set up by a 41-yard pass down the right side to WR Kenny Britt that gave the Rams the goal-to-go situation. The Rams defense continued to wreak havoc, forcing another fumble on the Browns first drive in the fourth quarter. After getting the ball back, Gurley exploded for three plays of 20 yards or more on the next drive, setting up his second rushing touchdown of the afternoon and extending the lead to 24-6. Hayes sealed the deal on the following possession with his second sack and forced fumble of the game and the fourth fumble recovery by the Rams.

## STARTING LINEUPS

### CLEVELAND BROWNS

WR 16 A.Hawkins	RE 94 R.Starks
LT 73 J.Thomas	NT 71 D.Shelton
LG 75 J.Bitonio	LE 92 D.Bryant
C 55 A.Mack	OLB 99 P.Kruger
RG 77 J.Greco	MIKE 56 K.Dansby
RT 72 M.Schwartz	WILL 58 C.Kirksey
TE 82 G.Barnidge	OLB 44 N.Orchard
WR 11 T.Benjamin	RCB 22 T.Williams
QB 13 J.McCown	LCB 26 P.Desir
RB 34 I.Crowell	FS 33 J.Poyer
TE 81 J.Dray	SS 31 D.Whitner

### ST. LOUIS RAMS

WR 18 K. Britt	LDE 95 W. Hayes
TE 89 J. Cook	LDT 99 A. Donald
LT 73 G. Robinson	RDT 90 M. Brockers
LG 68 J. Brown	RDE 94 R. Quinn
C 61 T. Barnes	LLB 26 M. Barron
RG 71 G. Reynolds	MLB 55 J. Laurinaitis
RT 79 R. Havenstein	RLB 56 A. Ayers
WR 12 S. Bailey	LCB 22 T. Johnson
WR 11 T. Austin	RCB 21 J. Jenkins
QB 5 N. Foles	FS 23 R. McLeod
RB 30 T. Gurley	SS 25 T. McDonald

**ST. LOUIS SUBSTITUTIONS:**K 4 G.Zuerlein, P 6 J.Hekker, WR 15 B.Marquez, DB 20 L. Joyner, S 31 M. Alexander, RB 34 C. Reynolds, RB 36 B.Cunningham, S 38 C.Davis, RB 42 T. Watts, LS 44 J.McQuaide, TE 46 C. Harkey, CB 47 M. Roberson, TE 48 J. Cunningham, LB 50 C.Lynch, LB 53 D.Bates, LB 54 B.Hager, T 63 D. Williams, OL 65 D.Rhane, G 69 C. Wichmann, WR 83 B. Quick, DL 93 E. Westbrook, DE 97, E.Sims, DT 98 N.Fairley

## SCORING SUMMARY

		1	2	3	4	TOTAL	FIELD GOALS
<b>VISITOR</b>	Cleveland Browns	0	3	3	0	6	T.Coons (25)(44)
<b>HOME</b>	St. Louis Rams	10	0	7	7	24	G.Zuerlein (39) 63WR 35WR

TEAM	Qtr	Clock Time	Play (Extra Point) (Drive Info)	Visitor	Home
Rams	1	11:59	R.McLeod 20 yd. fumble return (G.Zuerlein kick)	0	7
Rams	1	7:33	G.Zuerlein 39 yd. Field Goal (4-4, 1:42)	0	10
Browns	2	14:05	T.Coons 25 yd. Field Goal (14-73, 8:28)	3	10
Browns	3	11:45	T.Coons 44 yd. Field Goal (6-54, 3:15)	6	10
Rams	3	2:14	T.Gurley 1 yd. run (G.Zuerlein kick) (4-88, 1:55)	6	17
Rams	4	8:11	T.Gurley 16 yd. run (G.Zuerlein kick) (7-56, 4:06)	6	24

## FINAL TEAM STATISTICS

	BROWNS	RAMS		BROWNS	RAMS
TOTAL FIRST DOWNS	19	16	FGs - PATs Had Blocked	0-0	0-0
By Rushing	3	9	Net Punting Average	38.4	48.0
By Passing	12	5	TOTAL RETURN YARDAGE	4	15
By Penalty	4	2	No. and Yards Punt Returns	2-4	2-15
THIRD DOWN EFFICIENCY	3-12-25%	1-9-11%	No. and Yards Kickoff Returns	1-21	2-55
FOURTH DOWN EFFICIENCY	0-1-0%	0-0-0%	No. and Yards Interception Returns	0-0	0-0
TOTAL NET YARDS	364	308	PENALTIES Number and Yards	11-98	9-75
Total Offensive Plays	65	51	FUMBLES Number and Lost	4-4	1-1
Average gain per offensive play	5.6	6.0	TOUCHDOWNS	0	2
NET YARDS RUSHING	82	158	Rushing	0	2
Total Rushing Plays	24	26	Passing	0	0
Average gain per rushing play	3.4	6.1	EXTRA POINTS Made-Attempts	0-0	2-2
Tackles for a loss-number and yards	5-13	4-11	Kicking Made-Attempts	0-0	2-2
NET YARDS PASSING	282	150	Passing Made-Attempts	0-0	0-0
Times thrown	4-15	2-13	FIELD GOALS Made-Attempts	2-2	1-3
Gross yards passing	297	163	RED ZONE EFFICIENCY	0-1-0%	2-3-67%
PASS ATTEMPTS-COMP-HAD INT	37-30-0	23-15-0	GOAL TO GO EFFICIENCY	0-0-0%	1-2-50%
Avg gain per pass play	6.9	6.0	SAFETIES	0	0
KICKOFFS Number-In End Zone-TBs	3-2-1	5-5-4	FINAL SCORE	6	24
PUNTS Number and Average	5-45.4	5-48.8	TIME OF POSSESSION	35:53	24:27
Had Blocked	0	0			

## FINAL INDIVIDUAL STATISTICS

### CLEVELAND BROWNS

RUSHING	ATT	YDS	AVG	LG	TD
R.Turbin	5	30	6.0	22	0
J.McCown	4	21	5.3	9	0
D.Johnson	6	17	2.8	10	0
I.Crowell	8	9	1.1	9	0
J.Manziel	1	5	5.0	5	0
<b>Total</b>	<b>24</b>	<b>82</b>	<b>3.4</b>	<b>22</b>	<b>0</b>

PASSING	ATT	CMP	YDS	SK/YD	TD	LG	IN
J.McCown	32	26	270	4/15	0	28	0
J.Manziel	5	4	27	0/0	0	13	0
<b>Total</b>	<b>37</b>	<b>30</b>	<b>297</b>	<b>4/15</b>	<b>0</b>	<b>28</b>	<b>0</b>

RECEIVING	NO	YDS	AVG	LG	TD
D.Johnson	7	73	10.4	21	0
G.Barnidge	6	101	16.8	28	0
T.Benjamin	4	47	11.8	21	0
T.Gabriel	4	15	3.8	6	0
B.Hartline	3	22	7.3	13	0
A.Hawkins	2	21	10.5	19	0
J.Dray	2	10	5.0	5	0
R.Turbin	2	8	4.0	7	0
<b>Total</b>	<b>30</b>	<b>297</b>	<b>9.9</b>	<b>28</b>	<b>0</b>

PUNTING	NO	YDS	AVG	NET	TB/I20	LG
A.Lee	5	227	45.4	38.4	1/2	53
<b>Total</b>	<b>5</b>	<b>227</b>	<b>45.4</b>	<b>38.4</b>	<b>1/2</b>	<b>53</b>

PUNT RETURNS	NO	YDS	AVG	FC	LG	TD
T.Benjamin	2	4	2.0	1	4	0
[Downed]	1	0	0.0	0	0	0
[Out of Bounds]	1	0	0.0	0	0	0
<b>Total</b>	<b>2</b>	<b>4</b>	<b>2.0</b>	<b>1</b>	<b>4</b>	<b>0</b>

KICKOFF RETURNS	NO	YDS	AVG	FC	LG	TD
J.Gilbert	1	21	21.0	0	21	0
[Touchback]	4	0	0.0	0	0	0
<b>Total</b>	<b>1</b>	<b>21</b>	<b>21.0</b>	<b>0</b>	<b>21</b>	<b>0</b>

### ST. LOUIS RAMS

RUSHING	ATT	YDS	AVG	LG	TD
T.Gurley	19	128	6.7	48	2
T.Austin	1	21	21.0	21	0
B.Cunningham	4	11	2.8	8	0
N.Foles	2	-2	-1.0	-1	0
<b>Total</b>	<b>26</b>	<b>158</b>	<b>6.1</b>	<b>48</b>	<b>2</b>

PASSING	ATT	CMP	YDS	SK/YD	TD	LG	IN
N.Foles	23	15	163	2/13	0	41	0
<b>Total</b>	<b>23</b>	<b>15</b>	<b>163</b>	<b>2/13</b>	<b>0</b>	<b>41</b>	<b>0</b>

RECEIVING	NO	YDS	AVG	LG	TD
T.Austin	4	43	10.8	20	0
T.Gurley	4	35	8.8	24	0
J.Cook	2	19	9.5	17	0
B.Cunningham	2	13	6.5	10	0
K.Britt	1	41	41.0	41	0
S.Bailey	1	8	8.0	8	0
C.Harkey	1	4	4.0	4	0
<b>Total</b>	<b>15</b>	<b>163</b>	<b>10.9</b>	<b>41</b>	<b>0</b>

PUNTING	NO	YDS	AVG	NET	TB/I20	LG
J.Hekker	5	244	48.8	48.0	0/3	56
<b>Total</b>	<b>5</b>	<b>244</b>	<b>48.8</b>	<b>48.0</b>	<b>0/3</b>	<b>56</b>

PUNT RETURNS	NO	YDS	AVG	FC	LG	TD
T.Austin	2	15	7.5	2	11	0
[Touchback]	1	0	0.0	0	0	0
<b>Total</b>	<b>2</b>	<b>15</b>	<b>7.5</b>	<b>2</b>	<b>11</b>	<b>0</b>

KICKOFF RETURNS	NO	YDS	AVG	FC	LG	TD
S.Bailey	1	28	28.0	0	28	0
B.Cunningham	1	27	27.0	0	21	0
[Touchback]	1	0	0.0	0	0	0
<b>Total</b>	<b>2</b>	<b>55</b>	<b>27.5</b>	<b>0</b>	<b>28</b>	<b>0</b>

## DEFENSIVE STATISTICS (Based on coaches' film review)

PLAYER	T	S	A	S-YDS	I-YDS	PD	FF	FR
M.Barron	19	16	3	0-0	0-0	0	2	0
T.J. McDonald	8	6	2	0-0	0-0	0	1	0
T.Johnson	8	7	1	0-0	0-0	0	0	0
J.Laurinatis	8	6	2	0-0	0-0	0	0	0
L.Joyner	7	6	1	0-0	0-0	2	0	0
N.Fairley	5	3	2	0-0	0-0	0	0	1
J.Jenkins	5	4	1	0-0	0-0	2	1	0
R.McLeod	5	2	3	0-0	0-0	0	0	1
A.Ayers	4	3	1	0-0	0-0	1	0	1
M.Brockers	4	3	1	0-0	0-0	0	0	0

PLAYER	T	S	A	S-YDS	I-YDS	PD	FF	FR
E.Sims	4	3	1	0-0	0-0	0	0	1
W.Hayes	3	1	2	2-7	0-0	0	2	0
A.Donald	2	2	0	1-0	0-0	0	2	0
E.Westbrooks	2	1	1	1-8	0-0	0	0	0
M.Roberson	1	0	1	0-0	0-0	0	0	0
<b>Total</b>	<b>86</b>	<b>64</b>	<b>22</b>	<b>3-15</b>	<b>0-0</b>	<b>5</b>	<b>8</b>	<b>4</b>



**WEATHER:** Indoors - **ATTENDANCE:** 51,207 - **TIME:** 12:00 p.m.

San Francisco took the lead on the game's opening possession with a nine-play, 44 yard drive that ended with a K Phil Dawson 54-yard field goal. After exchanging a pair of punts, P Johnny Hekker placed a punt inside of the 20-yard line. An illegal block and an unsportsmanlike conduct penalty backed the 49ers deep into their own territory, forcing the drive to start from the 3. The St. Louis defense forced a negative play on both first and second down before finally getting to San Francisco in the end zone for a safety. LB James Laurinaitis and DT Michael Brockers penetrated the line and stuffed 49ers RB Mike Davis to give St. Louis its first points of the game. The Rams started with good field position and drove into 49ers territory on the ensuing drive before a fumble gave the ball back to San Francisco. Both defenses took over from there, holding the game at 3-2 until RB Todd Gurley scored the game's first touchdown with 10:35 remaining in the second. On the first play of the drive, Gurley exploded up the middle for the 71-yard touchdown. The Rams decided to go for the two point conversion and succeeded with a pass from QB Nick Foles to TE Jared Cook. After St. Louis forced a Niners three-and-out, the Rams extended the lead with a 38-yard field goal from Greg Zuerlein, making it 13-3. The 49ers responded with a field goal of their own on a drive that ate up five minutes late in the second quarter, but they left too much time on the clock, allowing the Rams one last shot. St. Louis got the ball back with just under two minutes and marched down the field in seven plays and capped off the drive with a WR Tavon Austin two yard touchdown run to the pylon. Leading 20-6 at the break, the Rams held the 49ers to just 76 total yards in the second half, shutting them down and holding them scoreless for the remainder of the game. A big play in the third quarter came when the 49ers recovered a fumble and returned it for a touchdown. However, a flag on the play nullified the score and gave the Rams the ball back, preventing the momentum shift. Later in the drive, San Francisco blocked Zuerlein's 40-yard field goal. With 10:09 remaining in the game, St. Louis tacked on one more touchdown with another explosive play, this time to Austin. On third-and-three from their own 34, Foles connected with Austin for a 66-yard touchdown, bringing the game to its final of 27-6.

## STARTING LINEUPS

### SAN FRANCISCO 49ERS

TE	89 V. McDonald	DB	25 J. Ward
LT	74 J. Staley	NT	93 I. Williams
LG	75 A. Boone	RDT	92 Q. Dial
C	66 M. Martin	OLB	55 A. Brooks
RG	65 J. Devey	ILB	53 N. Nowman
RT	71 E. Pears	ILB	57 M. Wilhoite
TE	85 V. Davis	OLB	59 A. Lynch
WR	82 T. Smith	LCB	26 T. Brock
QB	7 C. Kaepernick	RCB	20 K. Acker
RB	23 R. Bush	FS	35 E. Reid
TE	88 G. Celek	SS	29 J. Tartt

### ST. LOUIS RAMS

WR	18 K. Britt	LDE	95 W. Hayes
TE	89 J. Cook	LDT	99 A. Donald
LT	73 G. Robinson	RDT	90 M. Brockers
LG	71 G. Reynolds	RDE	94 R. Quinn
C	61 T. Barnes	LLB	26 M. Barron
RG	68 J. Brown	MLB	55 J. Laurinaitis
RT	79 R. Havenstein	RLB	56 A. Ayers
WR	12 S. Bailey	LCB	22 T. Johnson
WR	11 T. Austin	RCB	21 J. Jenkins
QB	5 N. Foles	FS	23 R. McLeod
RB	30 T. Gurley	SS	25 T. McDonald

**ST. LOUIS SUBSTITUTIONS:**K 4 G.Zuerlein, P 6 J.Hekker, WR 15 B.Marquez, DB 20 L. Joyner, RB 27 T. Mason, S 31 M. Alexander, RB 34 C.Reynolds, RB 36 B.Cunningham, S 38 C.Davis, LS 44 J.McQuaide, TE 46 C. Harkey, CB 47 M. Roberson, LB 50 C.Lynch, LB 53 D.Bates, LB 54 B.Hager, T 63 D. Williams, T 64 A. Donnall, OL 65 D.Rhaney, WR 83 B. Quick, TE 83 L. Kendrick, DL 93 E. Westbrook, DE 97, E.Sims, DT 98 N.Fairley

## SCORING SUMMARY

		1	2	3	4	TOTAL	FIELD GOALS
<b>VISITOR</b>	San Francisco 49ers	3	3	0	0	6	P. Dawson (54) (26)
<b>HOME</b>	St. Louis Rams	2	18	0	7	0	G. Zuerlein (38) (40B)

TEAM	Qtr	Clock		Play (Extra Point) (Drive Info)	Visitor	Home
		Time				
49ers	1	10:29		P. Dawson 54 yd. Field Goal (9-44, 4:31)	3	0
Rams	1	4:24		M. Davis tackled in end zone by J. Laurinaitis for a Safety	3	2
Rams	2	10:25		T. Gurley 71 yd. run (N. Foles-J.Cook pass) (1-71, 0:10)	3	10
Rams	2	6:52		G. Zuerlein 38 yd. Field Goal (6-19, 2:13)	3	13
49ers	2	1:53		P. Dawson 26 yd. Field Goal (12-73, 4:59)	6	13
Rams	2	0:18		T. Austin 2 yd. run (G. Zuerlein kick) (7-80, 1:35)	6	20
Rams	4	8:34		T. Austin 66 yd. pass from N. Foles (G.Zuerlein kick) (3-73, 1:35)	6	27

## FINAL TEAM STATISTICS

	49ERS	RAMS		49ERS	RAMS
TOTAL FIRST DOWNS	11	13	FGs - PATs Had Blocked	0-0	1-0
By Rushing	1	7	Net Punting Average	44.1	49.1
By Passing	8	5	TOTAL RETURN YARDAGE	38	-1
By Penalty	2	4	No. and Yards Punt Returns	5-38	3--1
THIRD DOWN EFFICIENCY	3-17-18%	1-12-8%	No. and Yards Kickoff Returns	2-49	2-19
FOURTH DOWN EFFICIENCY	0-1-0%	0-0-0%	No. and Yards Interception Returns	0-0	0-0
TOTAL NET YARDS	189	388	PENALTIES Number and Yards	13-93	12-93
Total Offensive Plays	65	64	FUMBLES Number and Lost	0-0	1-1
Average gain per offensive play	2.9	6.1	TOUCHDOWNS	0	3
NET YARDS RUSHING	38	197	Rushing	0	2
Total Rushing Plays	21	41	Passing	0	1
Average gain per rushing play	1.8	4.8	EXTRA POINTS Made-Attempts	0-0	3-3
Tackles for a loss-number and yards	6-9	3-8	Kicking Made-Attempts	0-0	2-2
NET YARDS PASSING	151	191	Passing Made-Attempts	0-0	1-1
Times thrown	3-11	0-0	FIELD GOALS Made-Attempts	2-2	1-2
Gross yards passing	162	191	RED ZONE EFFICIENCY	0-1-0%	1-1-100%
PASS ATTEMPTS-COMP-HAD INT	41-20-0	23-14-0	GOAL TO GO EFFICIENCY	0-1-0%	1-1-100%
Avg gain per pass play	3.4	8.3	SAFETIES	0	1
KICKOFFS Number-In End Zone-TBs	4-2-2	5-5-3	FINAL SCORE	6	27
PUNTS Number and Average	10-46.0	8-54.5	TIME OF POSSESSION	28:02	31:58
Had Blocked	0	0			

## FINAL INDIVIDUAL STATISTICS

SAN FRANCISCO 49ERS							ST. LOUIS RAMS							
<b>RUSHING</b>							<b>RUSHING</b>							
C. Kaepernick	6	28	4.7	9	0	0	T. Gurley	20	133	6.7	71	1	0	
K. Gaskins	5	6	1.2	3	0	0	T. Mason	15	46	3.1	9	0	0	
M. Davis	10	4	0.4	5	0	0	T. Austin	3	21	7.0	13	1	1	
							N. Foles	3	-3	-1.0	-1	0	0	
<b>Total</b>	<b>21</b>	<b>38</b>	<b>1.8</b>	<b>9</b>	<b>0</b>	<b>0</b>	<b>Total</b>	<b>41</b>	<b>197</b>	<b>4.8</b>	<b>71</b>	<b>2</b>	<b>2</b>	
<b>PASSING</b>							<b>PASSING</b>							
C. Kaepernick	41	20	162	3/11	0	33	N. Foles	23	14	191	0/0	1	66	0
<b>Total</b>	<b>41</b>	<b>20</b>	<b>162</b>	<b>3/11</b>	<b>0</b>	<b>33</b>	<b>Total</b>	<b>23</b>	<b>14</b>	<b>191</b>	<b>0/0</b>	<b>1</b>	<b>66</b>	<b>0</b>
<b>RECEIVING</b>							<b>RECEIVING</b>							
V. Davis	6	24	4.0	11	0	0	T. Austin	4	98	24.5	66	1	0	
T. Simpson	3	34	11.3	16	0	0	T. Gurley	3	13	4.3	15	0	0	
Q. Patton	2	33	16.5	33	0	0	J. Cook	2	57	28.5	49	0	0	
T. Smith	2	19	9.5	11	0	0	L. Kendricks	2	7	3.5	4	0	0	
K. Gaskins	2	17	8.5	9	0	0	T. Mason	1	6	6.0	6	0	0	
M. Davis	2	14	7.0	11	0	0	B. Marquez	1	5	5.0	5	0	0	
B. Ellington	2	8	4.0	4	0	0	B. Quick	1	5	5.0	5	0	0	
V. McDonald	1	13	13.0	13	0	0								
<b>Total</b>	<b>20</b>	<b>162</b>	<b>8.1</b>	<b>33</b>	<b>0</b>	<b>0</b>	<b>Total</b>	<b>14</b>	<b>191</b>	<b>13.6</b>	<b>66</b>	<b>1</b>	<b>1</b>	
<b>INTERCEPTIONS</b>							<b>INTERCEPTIONS</b>							
<b>Total</b>	<b>0</b>	<b>0</b>	<b>0</b>	<b>0</b>	<b>0</b>	<b>0</b>	<b>Total</b>	<b>0</b>	<b>0</b>	<b>0.0</b>	<b>0</b>	<b>0</b>	<b>0</b>	
<b>PUNTING</b>							<b>PUNTING</b>							
B. Pinion	9	412	45.8	43.8	1/3	60	J. Heckkeer	8	436	54.5	49.8	0/4	60	
P. Dawson	1	48	48.0	47.0	0/0	48								
<b>Total</b>	<b>10</b>	<b>460</b>	<b>46.0</b>	<b>44.1</b>	<b>1/3</b>	<b>60</b>	<b>Total</b>	<b>8</b>	<b>436</b>	<b>54.5</b>	<b>49.8</b>	<b>0/4</b>	<b>60</b>	
<b>PUNT RETURNS</b>							<b>PUNT RETURNS</b>							
B. Ellington	4	38	9.5	1	27	0	T. Austin	3	-1	-0.3	1	2	0	
R. Bush	1	0	0.0	0	0	0	[DOWNED]	4	0	0.0	0	0		
[DOWNED]	1	0	0.0	0	0	0	[OUT OF BOUNDS]	1	0	0.0	0	0		
[OUT OF BOUNDS]	1	0	0.0	0	0	0	[TOUCHBACK]	1	0	0.0	0	0		
<b>Total</b>	<b>5</b>	<b>38</b>	<b>7.6</b>	<b>1</b>	<b>27</b>	<b>0</b>	<b>Total</b>	<b>3</b>	<b>-1</b>	<b>-0.3</b>	<b>1</b>	<b>2</b>		
<b>KICKOFF RETURNS</b>							<b>KICKOFF RETURNS</b>							
B. Ellington	2	49	24.5	0	30	0	B. Cunningham	1	13	13.0	0	13	0	
[TOUCHBACK]	3	0	0.0	0	0	0	T. Austin	1	6	6.0	0	6	0	
<b>Total</b>	<b>2</b>	<b>49</b>	<b>24.5</b>	<b>0</b>	<b>30</b>	<b>0</b>	[TOUCHBACK]	2	0	0.0	0	0		
							<b>Total</b>	<b>2</b>	<b>19</b>	<b>9.5</b>	<b>0</b>	<b>13</b>	<b>0</b>	

## DEFENSIVE STATISTICS (Based on coaches' film review)

PLAYER	T	S	A	S-YDS	I-YDS	PD	FF	FR	PLAYER	T	S	A	S-YDS	I-YDS	PD	FF	FR
M. Barron	11	10	1	0-0	0-0	1	0	0	J. Jenkins	3	3	0	0-0	0-0	2	0	0
M. Brockers	6	4	2	1-3	0-0	0	0	0	M. Alexander	3	2	1	0-0	0-0	0	0	0
N. Fairley	6	2	4	0-0	0-0	1	0	0	R. Quinn	2	2	0	1-5	0-0	2	0	0
L. Joyner	5	4	1	0-0	0-0	0	0	0	E. Westbrook	2	0	2	1-3	0-0	0	0	0
J. Laurinaitis	5	4	1	0-0	0-0	0	0	0	R. McLeod	2	0	2	0-0	0-0	0	0	0
T. Johnson	5	4	1	0-0	0-0	1	0	0	E. Sims	1	0	1	0-0	0-0	1	0	0
A. Donald	4	4	0	0-0	0-0	0	0	0	M. Roberson	1	0	1	0-0	0-0	0	0	0
W. Hayes	4	2	2	0-0	0-0	0	0	0									
A. Ayers	4	1	3	0-0	0-0	3	0	0									
T. J. McDonald	4	3	1	0-0	0-0	0	0	0	<b>Total</b>	<b>68</b>	<b>45</b>	<b>23</b>	<b>3-11</b>	<b>0-0</b>	<b>10</b>	<b>3</b>	<b>0</b>





# LAST WEEK'S GAMEBOOK



# National Football League Game Summary

NFL Copyright © 2015 by The National Football League. All rights reserved. This summary and play-by-play is for the express purpose of assisting media in their coverage of the game; any other use of this material is prohibited without the written permission of the National Football League. Updated: 11/2/2015

Date: Sunday, 11/1/2015

## San Francisco 49ers at St. Louis Rams

Start Time: 12:00 PM CST

at Edward Jones Dome, St. Louis, Missouri

### Game Day Weather

Played Dome on Turf: Field Turf

Outdoor Weather: Sunny, 64 Degrees,

### Officials

Referee: Boger, Jerome (23)	Umpire: Hall, Richard (49)	Head Linesman: McGrath, John (5)
Line Judge: Seeman, Jeff (45)	Side Judge: Coleman IV, Walt (87)	Field Judge: Meslow, David (118)
Back Judge: Steratore, Tony (112)	Replay Official: Madsen, Carl ( )	

### Lineups

San Francisco 49ers			St. Louis Rams				
Offense		Defense	Offense		Defense		
TE 89	V.McDonald	DB 25	J.Ward	WR 18	K.Britt	LDE 95	W.Hayes
LT 74	J.Staley	NT 93	I.Williams	TE 89	J.Cook	LDT 99	A.Donald
LG 75	A.Boone	RDT 92	Q.Dial	LT 73	G.Robinson	RDT 90	M.Brockers
C 66	M.Martin	OLB 55	A.Brooks	LG 71	G.Reynolds	RDE 94	R.Quinn
RG 65	J.Devey	ILB 53	N.Bowman	C 61	T.Barnes	MLB 55	J.Laurinaitis
RT 71	E.Pears	ILB 57	M.Wilhoite	RG 68	J.Brown	LLB 26	M.Barron
TE 85	V.Davis	OLB 59	A.Lynch	RT 79	R.Havenstein	RLB 56	A.Ayers
WR 82	T.Smith	LCB 26	T.Brock	WR 12	S.Bailey	LCB 22	T.Johnson
QB 7	C.Kaepernick	RCB 20	K.Acker	WR 11	T.Austin	RCB 21	J.Jenkins
RB 23	R.Bush	FS 35	E.Reid	QB 5	N.Foles	FS 23	R.McLeod
TE 88	G.Celek	SS 29	J.Tartt	RB 30	T.Gurley	SS 25	T.McDonald

### Substitutions

P 5 B.Pinion, K 9 P.Dawson, WR 10 B.Ellington, WR 11 Q.Patton, WR 14 J.Simpson, RB 22 M.Davis, CB 27 K.Reaser, RB 30 K.Gaskins, S 31 L.McCray, CB 36 D.Johnson, FB 49 B.Miller, LB 50 N.Bellore, LB 51 G.Hodges, LB 56 S.Skov, LB 58 E.Harold, G 61 A.Tiller, DT 63 T.Jerod-Eddie, TE/LS 86 K.Nelson, DL 90 G.Dorsey, DL 91 A.Armstead, DT 95 C.Carradine, LB 96 C.Lemonier

### Substitutions

K 4 G.Zuerlein, P 6 J.Hekker, WR 15 B.Marquez, DB 20 L.Joyner, RB 27 T.Mason, S 31 M.Alexander, RB 34 C.Reynolds, RB 36 B.Cunningham, S 38 C.Davis, LS 44 J.McQuaide, TE 46 C.Harkey, CB 47 M.Roberson, LB 50 C.Lynch, LB 53 D.Bates, LB 54 B.Hager, T 63 D.Williams, T 64 A.Donnal, C/G 65 D.Rhaney, WR 83 B.Quick, TE 88 L.Kendricks, DL 93 E.Westbrooks, DE 97 E.Sims, DT 98 N.Fairley

### Did Not Play

QB 2 B.Gabbert, OL 77 T.Brown

### Did Not Play

QB 17 C.Keenum

### Not Active

WR 18 D.White, RB 28 C.Hyde, G 60 B.Thomas, OL 62 I.Silberman, NT 64 M.Purcell, WR 81 A.Boldin, TE 84 B.Bell

### Not Active

QB 14 S.Mannion, DB 37 C.Bryant, RB 42 T.Watts, TE 48 J.Cunningham, G 69 C.Wichmann, DE 91 C.Long, DE 92 D.Worthington

### Field Goals (made ( ) & missed)

P.Dawson (54) (26)

G.Zuerlein (38) 40B

		1	2	3	4	OT	Total
VISITOR:	San Francisco 49ers	3	3	0	0	0	6
HOME:	St. Louis Rams	2	18	0	7	0	27

### Scoring Plays

Team	Qtr	Time	Play Description (Extra Point) (Drive Info)	Visitor	Home
49ers	1	10:29	P.Dawson 54 yd. Field Goal (9-44, 4:31)	3	0
Rams	1	4:24	M.Davis tackled in end zone by J.Laurinaitis for a Safety	3	2
Rams	2	10:25	T.Gurley 71 yd. run (N.Foles-J.Cook pass) (1-71, 0:10)	3	10
Rams	2	6:52	G.Zuerlein 38 yd. Field Goal (6-19, 2:13)	3	13
49ers	2	1:53	P.Dawson 26 yd. Field Goal (12-73, 4:59)	6	13
Rams	2	0:18	T.Austin 2 yd. run (G.Zuerlein kick) (7-80, 1:35)	6	20
Rams	4	8:34	T.Austin 66 yd. pass from N.Foles (G.Zuerlein kick) (3-73, 1:35)	6	27

Paid Attendance: 51,207

Time: 3:24



## Final Team Statistics

	Visitor 49ers	Home Rams
<b>TOTAL FIRST DOWNS</b>	11	16
By Rushing	1	7
By Passing	8	5
By Penalty	2	4
<b>THIRD DOWN EFFICIENCY</b>	3-17-18%	1-12-8%
<b>FOURTH DOWN EFFICIENCY</b>	0-1-0%	0-0-0%
<b>TOTAL NET YARDS</b>	189	388
Total Offensive Plays (inc. times thrown passing)	65	64
Average gain per offensive play	2.9	6.1
<b>NET YARDS RUSHING</b>	38	197
Total Rushing Plays	21	41
Average gain per rushing play	1.8	4.8
Tackles for a loss-number and yards	6-9	3-8
<b>NET YARDS PASSING</b>	151	191
Times thrown - yards lost attempting to pass	3-11	0-0
Gross yards passing	162	191
<b>PASS ATTEMPTS-COMPLETIONS-HAD INTERCEPTED</b>	41-20-0	23-14-0
Avg gain per pass play (inc.# thrown passing)	3.4	8.3
<b>KICKOFFS Number-In End Zone-Touchbacks</b>	4-2-2	5-5-3
<b>PUNTS Number and Average</b>	10-46.0	8-54.5
Had Blocked	0	0
<b>FGs - PATs Had Blocked</b>	0-0	1-0
<b>Net Punting Average</b>	44.1	49.8
<b>TOTAL RETURN YARDAGE (Not Including Kickoffs)</b>	38	-1
No. and Yards Punt Returns	5-38	3--1
No. and Yards Kickoff Returns	2-49	2-19
No. and Yards Interception Returns	0-0	0-0
<b>PENALTIES Number and Yards</b>	13-93	12-93
<b>FUMBLES Number and Lost</b>	0-0	1-1
<b>TOUCHDOWNS</b>	0	3
Rushing	0	2
Passing	0	1
<b>EXTRA POINTS Made-Attempts</b>	0-0	3-3
Kicking Made-Attempts	0-0	2-2
Passing Made-Attempts	0-0	1-1
<b>FIELD GOALS Made-Attempts</b>	2-2	1-2
<b>RED ZONE EFFICIENCY</b>	0-1-0%	1-1-100%
<b>GOAL TO GO EFFICIENCY</b>	0-1-0%	1-1-100%
<b>SAFETIES</b>	0	1
<b>FINAL SCORE</b>	6	27
<b>TIME OF POSSESSION</b>	28:02	31:58

# Ball Possession And Drive Chart

## San Francisco 49ers

#	Time Recd	Time Lost	Time Poss	How Ball Obtained	Drive Began	# Play	Yds Gain	Yds Pen	Net Yds	1st Down	Last Scrm	How Given Up
1	15:00	10:29	4:31	Kickoff	SF 20	9	44	0	44	3	SL 36	Field Goal
2	9:12	7:45	1:27	Punt	SF 21	3	9	0	9	0	SF 30	Punt
3	5:32	4:24	1:08	Punt	SF 3	3	-3	0	-3	0	SF 1	Safety
4	3:01	2:38	0:23	Fumble	SL 47	3	0	-5	-5	0	SF 48	Punt
5	1:29	14:47	1:42	Punt	SF 11	3	3	0	3	0	SF 14	Punt
6	12:39	10:35	2:04	Punt	SF 32	4	-1	10	9	1	SF 41	Punt
7	10:25	9:05	1:20	Kickoff	SF 8	3	-1	0	-1	0	SF 7	Punt
8	6:52	1:53	4:59	Kickoff	SF 20	12	63	10	73	4	* SL 7	Field Goal
9	0:18	0:00	0:18	Kickoff	SF 22	1	-1	0	-1	0	SF 22	End of Half
10	13:06	11:53	1:13	Punt	SF 17	3	9	0	9	0	SF 26	Punt
11	7:42	6:11	1:31	Punt	SF 2	3	3	0	3	0	SF 5	Punt
12	1:14	14:13	2:01	Missed FG	SF 30	5	17	0	17	1	SF 47	Punt
13	12:32	10:09	2:23	Punt	SF 20	6	9	5	14	1	SF 34	Punt
14	8:34	6:28	2:06	Kickoff	SF 20	3	13	-5	8	0	SF 28	Punt
15	3:59	3:03	0:56	Punt	SL 49	6	25	0	25	1	SL 24	Downs

(330) Average SF 22

## St. Louis Rams

#	Time Recd	Time Lost	Time Poss	How Ball Obtained	Drive Began	# Play	Yds Gain	Yds Pen	Net Yds	1st Down	Last Scrm	How Given Up
1	10:29	9:12	1:17	Kickoff	SL 20	3	6	0	6	0	SL 26	Punt
2	7:45	5:32	2:13	Punt	SL 18	5	11	5	16	1	SL 34	Punt
3	4:24	3:01	1:23	Kickoff	SL 38	3	32	0	32	1	50	Fumble
4	2:38	1:29	1:09	Punt	SL 30	3	4	0	4	0	SL 34	Punt
5	14:47	12:39	2:08	Punt	SL 34	4	10	-15	-5	0	SL 29	Punt
6	10:35	10:25	0:10	Punt	SL 29	1	71	0	71	1	SL 29	Touchdown
7	9:05	6:52	2:13	Punt	SF 39	6	19	0	19	1	SF 20	Field Goal
8	1:53	0:18	1:35	Kickoff	SL 20	7	72	8	80	5	* SF 2	Touchdown
9	15:00	13:06	1:54	Kickoff	SL 17	5	15	0	15	1	SL 32	Punt
10	11:53	7:42	4:11	Punt	SL 8	7	30	0	30	2	SL 38	Punt
11	6:11	1:14	4:57	Punt	SL 44	8	19	15	34	2	SF 22	Missed FG
12	14:13	12:32	1:41	Punt	SL 5	3	8	0	8	0	SL 13	Punt
13	10:09	8:34	1:35	Punt	SL 27	3	73	0	73	1	SL 34	Touchdown
14	6:28	3:59	2:29	Punt	SL 15	3	5	0	5	0	SL 20	Punt
15	3:03	0:00	3:03	Downs	SL 24	5	13	0	13	1	SL 38	End of Game

(390) Average SL 26

\* inside opponent's 20

### Time of Possession by Quarter

	1st	2nd	3rd	4th	OT	Total
Visitor San Francisco 49ers	8:58	8:54	3:58	6:12		28:02
Home St. Louis Rams	6:02	6:06	11:02	8:48		31:58
Kickoff Drive No.-Start Average	49ers: 5 - SF 18			Rams: 4 - SL 24		

**San Francisco 49ers vs St. Louis Rams**  
**11/1/2015 at Edward Jones Dome**

# Final Defensive Statistics

San Francisco 49ers	Regular Defensive Plays											Special Teams					Misc			
	TKL	AST	COMB	SK	/ YDS	TFL	Q	IN	PD	FF	FR	TKL	AST	FF	FR	BL	TKL	AST	FF	FR
N.Bowman	7	6	13	0	0	0	0	0	0	0	0	0	0	0	0	0	0	0	0	0
J.Tartt	5	1	6	0	0	0	0	0	0	1	0	0	0	0	0	0	0	0	0	0
M.Wilhoite	4	2	6	0	0	0	0	0	0	0	0	0	0	0	0	0	0	0	0	0
Q.Dial	3	3	6	0	0	0	1	0	0	0	0	0	0	0	0	0	0	0	0	0
I.Williams	3	3	6	0	0	0	0	0	0	0	0	0	0	0	0	0	0	0	0	0
T.Brock	3	0	3	0	0	0	0	0	1	0	0	0	0	0	0	0	0	0	0	0
G.Dorsey	2	1	3	0	0	0	0	0	0	0	0	0	0	0	0	0	0	0	0	0
K.Acker	2	1	3	0	0	1	0	0	0	0	0	0	0	0	0	0	0	0	0	0
E.Reid	2	0	2	0	0	0	0	0	1	0	0	0	0	0	0	0	0	0	0	0
T.Jerod-Eddie	2	0	2	0	0	0	0	0	0	0	0	0	0	0	0	0	0	0	0	0
E.Harold	1	1	2	0	0	1	0	0	0	0	1	0	0	0	0	0	0	0	0	0
J.Ward	1	1	2	0	0	0	0	0	0	0	0	1	0	0	0	0	0	0	0	0
A.Brooks	1	1	2	0	0	0	0	0	0	0	0	0	0	0	0	0	0	0	0	0
G.Hodges	1	0	1	0	0	0	0	0	0	0	0	0	1	0	0	0	0	0	0	0
C.Lemonier	0	1	1	0	0	0	0	0	0	0	0	0	0	0	0	0	0	0	0	0
N.Bellore	0	1	1	0	0	0	0	0	0	0	0	0	0	0	0	0	0	0	0	0
A.Lynch	0	1	1	0	0	0	0	0	0	0	0	0	0	0	0	0	0	0	0	0
A.Armstead	0	0	0	0	0	0	2	0	0	0	0	0	0	0	0	0	0	0	0	0
V.McDonald	0	0	0	0	0	0	0	0	0	0	0	1	0	0	0	0	0	0	0	0
S.Skov	0	0	0	0	0	0	0	0	0	0	0	1	0	0	0	0	0	0	0	0
D.Johnson	0	0	0	0	0	0	0	0	0	0	0	1	0	0	0	0	0	0	0	0
Q.Patton	0	0	0	0	0	0	0	0	0	0	0	0	1	0	0	0	0	0	0	0
[Blank]	0	0	0	0	0	0	0	0	0	0	0	0	0	0	0	1	0	0	0	0
<b>Total</b>	<b>37</b>	<b>23</b>	<b>60</b>	<b>0</b>	<b>0</b>	<b>2</b>	<b>3</b>	<b>0</b>	<b>2</b>	<b>1</b>	<b>1</b>	<b>4</b>	<b>2</b>	<b>0</b>	<b>0</b>	<b>1</b>	<b>0</b>	<b>0</b>	<b>0</b>	<b>0</b>

**TKL = Tackle AST = Assist COMB = Combined QH=QB Hit IN = Interception PD = Pass Defense FF = Forced Fumble FR = Fumble Recovery**

St. Louis Rams	Regular Defensive Plays											Special Teams					Misc			
	TKL	AST	COMB	SK	/ YDS	TFL	QH	IN	PD	FF	FR	TKL	AST	FF	FR	BL	TKL	AST	FF	FR
M.Barron	6	3	9	0	0	2	0	0	1	0	0	1	0	0	0	0	0	0	0	0
J.Laurinaitis	5	2	7	0	0	1	0	0	0	0	0	0	0	0	0	0	0	0	0	0
T.Johnson	3	2	5	0	0	0	0	0	1	0	0	0	0	0	0	0	0	0	0	0
M.Brockers	2	2	4	1	3	1	2	0	0	0	0	0	0	0	0	0	0	0	0	0
W.Hayes	1	3	4	0	0	1	0	0	0	0	0	0	0	0	0	0	0	0	0	0
R.Quinn	3	0	3	1	5	2	2	0	1	0	0	0	0	0	0	0	0	0	0	0
T.McDonald	2	1	3	0	0	0	0	0	0	0	0	1	0	0	0	0	0	0	0	0
M.Alexander	1	2	3	0	0	1	1	0	0	0	0	0	0	0	0	0	0	0	0	0
L.Joyner	1	2	3	0	0	0	0	0	0	0	0	0	0	0	0	0	0	0	0	0
J.Jenkins	2	0	2	0	0	0	0	0	2	0	0	0	0	0	0	0	0	0	0	0
N.Fairley	2	0	2	0	0	0	0	0	0	0	0	0	0	0	0	0	0	0	0	0
A.Donald	1	1	2	0	0	0	2	0	0	0	0	0	0	0	0	0	0	0	0	0
E.Westbrooks	1	0	1	1	3	1	2	0	0	0	0	0	0	0	0	0	0	0	0	0
A.Ayers	1	0	1	0	0	0	0	0	3	0	0	0	0	0	0	0	0	0	0	0
M.Roberson	0	1	1	0	0	0	0	0	0	0	0	0	0	0	0	0	0	0	0	0
E.Sims	0	1	1	0	0	0	0	0	0	0	0	0	0	0	0	0	0	0	0	0
B.Cunningham	0	0	0	0	0	0	0	0	0	0	0	1	0	0	0	0	0	0	0	0
C.Reynolds	0	0	0	0	0	0	0	0	0	0	0	1	0	0	0	0	0	0	0	0
C.Harkey	0	0	0	0	0	0	0	0	0	0	0	1	0	0	0	0	0	0	0	0
B.Hager	0	0	0	0	0	0	0	0	0	0	0	1	0	0	0	0	0	0	0	0
C.Lynch	0	0	0	0	0	0	0	0	0	0	0	1	0	0	0	0	0	0	0	0
T.Barnes	0	0	0	0	0	0	0	0	0	0	0	0	0	0	0	0	1	0	0	0
<b>Total</b>	<b>31</b>	<b>20</b>	<b>51</b>	<b>3</b>	<b>11</b>	<b>9</b>	<b>9</b>	<b>0</b>	<b>8</b>	<b>0</b>	<b>0</b>	<b>7</b>	<b>0</b>	<b>0</b>	<b>0</b>	<b>0</b>	<b>1</b>	<b>0</b>	<b>0</b>	<b>0</b>



San Francisco 49ers vs St. Louis Rams

11/1/2015 at Edward Jones Dome

# First Half Summary

PERIOD SCORES

49ers	3	3 = 6
Rams	2	18 = 20

TIME OF POSSESSION

49ers	17:52
Rams	12:08

Scoring Plays

Team	Qtr	Time	Play Description (Extra Point) (Drive Info)	Visitor	Home
49ers	1	10:29	P.Dawson 54 yd. Field Goal (9-44, 4:31)	3	0
Rams	1	4:24	M.Davis tackled in end zone by J.Laurinaitis for a Safety	3	2
Rams	2	10:25	T.Gurley 71 yd. run (N.Foles-J.Cook pass) (1-71, 0:10)	3	10
Rams	2	6:52	G.Zuerlein 38 yd. Field Goal (6-19, 2:13)	3	13
49ers	2	1:53	P.Dawson 26 yd. Field Goal (12-73, 4:59)	6	13
Rams	2	0:18	T.Austin 2 yd. run (G.Zuerlein kick) (7-80, 1:35)	6	20

	San Francisco 49ers	St. Louis Rams
<b>TOTAL FIRST DOWNS</b>	8	9
First Downs Rushing-Passing-by Penalty	1 - 5 - 2	2 - 4 - 3
<b>THIRD DOWN EFFICIENCY</b>	2-10-20%	0-5-0%
<b>TOTAL NET YARDS</b>	113	225
Total Offensive Plays	39	31
<b>NET YARDS RUSHING</b>	18	108
<b>NET YARDS PASSING</b>	95	117
Gross Yards Passing	98	117
Times thrown-yards lost attempting to pass	1-3	0-0
<b>Pass Attempts-Completions-Had Intercepted</b>	23 - 12 - 0	17 - 11 - 0
<b>Punts-Number and Average</b>	5 - 44.6	4 - 53
<b>Penalties-Number and Yards</b>	10 - 63	8 - 65
<b>Fumbles-Number and Lost</b>	0 - 0	1 - 1
<b>Red Zone Efficiency</b>	0-1-0%	1-1-100%
<b>Average Drive Start</b>	SF 21	SL 31

San Francisco 49ers										St. Louis Rams							
<b>RUSHING</b>										<b>RUSHING</b>							
	ATT	YDS	AVG	LG	TD		ATT	YDS	AVG	LG	TD						
C.Kaepernick	4	16	4.0	9	0	T.Gurley	10	98	9.8	71	1						
M.Davis	10	4	0.4	5	0	T.Austin	2	8	4.0	6	1						
K.Gaskins	1	-2	-2.0	-2	0	T.Mason	2	2	1.0	1	0						
Total	15	18	1.2	9	0	Total	14	108	7.7	71	2						
<b>PASSING</b>										<b>PASSING</b>							
	ATT	CMP	YDS	SK/YD	TD	LG	IN	RT		ATT	CMP	YDS	SK/YD	TD	LG	IN	RT
C.Kaepernick	23	12	98	1/3	0	33	0	63.3	N.Foles	17	11	117	0/0	0	49	0	84.7
Total	23	12	98	1/3	0	33	0	63.3	Total	17	11	117	0/0	0	49	0	84.7
<b>PASS RECEIVING</b>										<b>PASS RECEIVING</b>							
	TAR	REC	YDS	AVG	LG	TD		TAR	REC	YDS	AVG	LG	TD				
V.Davis	6	5	23	4.6	11	0	T.Austin	4	3	32	10.7	20	0				
Q.Patton	3	2	33	16.5	33	0	T.Gurley	3	3	13	4.3	15	0				
M.Davis	3	2	14	7.0	11	0	J.Cook	3	2	57	28.5	49	0				
V.McDonald	2	1	13	13.0	13	0	T.Mason	1	1	6	6.0	6	0				
T.Smith	1	1	11	11.0	11	0	B.Marquez	1	1	5	5.0	5	0				
B.Ellington	2	1	4	4.0	4	0	L.Kendricks	1	1	4	4.0	4	0				
J.Simpson	3	0	0	0.0	0	0	S.Bailey	2	0	0	0.0	0	0				
R.Bush	1	0	0	0.0	0	0	K.Britt	2	0	0	0.0	0	0				
G.Celek	1	0	0	0.0	0	0											
B.Miller	1	0	0	0.0	0	0											
Total	23	12	98	8.2	33	0	Total	17	11	117	10.6	49	0				

San Francisco 49ers	Regular Defensive Plays	Special Teams	Misc
---------------------	-------------------------	---------------	------



# First Quarter

11/1/2015

## Play By Play

SL wins the coin toss and elects to defer. SF elects to Receive, and SL elects to defend the south goal.

G.Zuerlein kicks 65 yards from SL 35 to end zone, Touchback.

### San Francisco 49ers at 15:00

1-10-SF 20	(15:00) C.Kaepernick pass short right to V.McDonald pushed ob at SF 33 for 13 yards (J.Laurinaitis).	P1
<u>1-10-SF 33</u>	(14:28) (Shotgun) C.Kaepernick pass short middle to T.Smith to SF 44 for 11 yards (T.Johnson; T.McDonald).	P2
<u>1-10-SF 44</u>	(13:55) C.Kaepernick pass short right to B.Ellington to SF 48 for 4 yards (W.Hayes; J.Laurinaitis).	
2-6-SF 48	(13:15) (Shotgun) M.Davis right guard to SF 48 for no gain (W.Hayes; M.Brockers).	
3-6-SF 48	(12:38) (Shotgun) C.Kaepernick scrambles right end to SL 43 for 9 yards (L.Joyner; W.Hayes).	R3
<u>1-10-SL 43</u>	(12:08) (No Huddle, Shotgun) C.Kaepernick left end pushed ob at SL 41 for 2 yards (J.Jenkins).	
2-8-SL 41	(11:30) (Shotgun) M.Davis left guard to SL 36 for 5 yards (T.McDonald).	
3-3-SL 36	(10:37) (Shotgun) C.Kaepernick pass incomplete short middle to Q.Patton.	
4-3-SL 36	<b>(10:34) P.Dawson 54 yard field goal is GOOD, Center-K.Nelson, Holder-B.Pinion.</b>	

**SF 3 SL 0, 9 plays, 44 yards, 4:31 drive, 4:31 elapsed**

B.Pinion kicks 65 yards from SF 35 to end zone, Touchback.

### St. Louis Rams at 10:29

1-10-SL 20	(10:29) T.Gurley left tackle to SL 25 for 5 yards (I.Williams; N.Bowman).
2-5-SL 25	(9:58) (No Huddle, Shotgun) T.Gurley left guard to SL 26 for 1 yard (I.Williams; N.Bowman).
3-4-SL 26	(9:26) (No Huddle, Shotgun) N.Foles pass incomplete deep left to K.Britt.
4-4-SL 26	(9:15) J.Hekker punts 53 yards to SF 21, Center-J.McQuaide, out of bounds. #23 R Bush caught the ball and foot landed on OB. Ruled punt OB.

### San Francisco 49ers at 9:12

1-10-SF 21	(9:12) K.Gaskins left tackle to SF 19 for -2 yards (R.Quinn).
2-12-SF 19	(8:39) C.Kaepernick pass short right to M.Davis to SF 30 for 11 yards (M.Barron; J.Laurinaitis).
3-1-SF 30	(7:57) (Shotgun) C.Kaepernick pass incomplete short middle to R.Bush [A.Donald]. <i>Penalty on SF, Illegal Formation, declined.</i>
4-1-SF 30	(7:52) B.Pinion punts 52 yards to SL 18, Center-K.Nelson, out of bounds.

### St. Louis Rams at 7:45

1-10-SL 18	(7:45) T.Gurley left tackle to SL 20 for 2 yards (Q.Dial).	
2-8-SL 20	(7:19) (No Huddle, Shotgun) N.Foles pass incomplete deep right to K.Britt. <i>PENALTY on SF-A.Brooks, Defensive Offside, 5 yards, enforced at SL 20 - No Play.</i>	
2-3-SL 25	(7:13) (Shotgun) N.Foles pass short right to L.Kendricks pushed ob at SL 29 for 4 yards (J.Ward).	P1
<u>1-10-SL 29</u>	(6:51) (No Huddle, Shotgun) T.Gurley up the middle to SL 29 for no gain (G.Dorsey; M.Wilhoite).	
2-10-SL 29	(6:24) (No Huddle, Shotgun) N.Foles pass short right to B.Marquez to SL 34 for 5 yards (J.Tartt).	
3-5-SL 34	(5:50) (No Huddle, Shotgun) N.Foles pass incomplete short middle to S.Bailey (E.Reid).	
4-5-SL 34	(5:45) J.Hekker punts 54 yards to SF 12, Center-J.McQuaide. R.Bush pushed ob at SF 17 for 5 yards (B.Cunningham). SF-R.Bush was injured during the play. He is Out. <i>PENALTY on SF-J.Ward, Illegal Block Above the Waist, 5 yards, enforced at SF 10.</i> <i>Penalty on SF-B.Miller, Illegal Block Above the Waist, declined.</i> <i>PENALTY on SF, Unsportsmanlike Conduct, 2 yards, enforced between downs.</i>	

### San Francisco 49ers at 5:32

1-10-SF 3	(5:32) M.Davis right tackle to SF 2 for -1 yards (M.Barron).
2-11-SF 2	(5:03) M.Davis left tackle to SF 1 for -1 yards (M.Barron; M.Brockers).
3-12-SF 1	<b>(4:29) M.Davis up the middle tackled in End Zone for -1 yards, SAFETY (J.Laurinaitis).</b>

**SF 3 SL 2, Safety, 10:36 elapsed**

B.Pinion kicks 48 yards from SF 20 to SL 32. T.Austin to SL 38 for 6 yards (J.Ward).

### St. Louis Rams at 4:24, (1st play from scrimmage 4:18)

1-10-SL 38	(4:18) T.Gurley right guard to SL 41 for 3 yards (Q.Dial).	
2-7-SL 41	(3:44) N.Foles pass short right to T.Austin ran ob at 50 for 9 yards.	P2
<u>1-10-50</u>	(3:16) N.Foles pass deep left to T.Austin to SF 26 for 24 yards (J.Tartt). FUMBLES (J.Tartt), RECOVERED by SF-E.Harold at SF 30. E.Harold to SF 38 for 8 yards (T.Barnes). <i>PENALTY on SL-T.Barnes, Unnecessary Roughness, 15 yards, enforced at SF 38.</i> The Replay Official reviewed the pass completion ruling, and the play was Upheld. The ruling on the field stands.	

### San Francisco 49ers at 3:01

1-10-SL 47	(3:01) <i>PENALTY on SF-A.Tiller, False Start, 5 yards, enforced at SL 47 - No Play.</i>
------------	--

**San Francisco 49ers vs St. Louis Rams at Edward Jones Dome**

- 1-15-SF 48 (3:01) C.Kaepernick pass incomplete short left to B.Ellington.  
St. Louis challenged the backward pass ruling, and the play was Upheld. The ruling on the field was confirmed. (Timeout #1.)
- 2-15-SF 48 (2:59) C.Kaepernick pass incomplete deep middle to J.Simpson (A.Ayers) [E.Westbrooks].
- 3-15-SF 48 (2:54) (Shotgun) C.Kaepernick pass incomplete deep right to J.Simpson [R.Quinn].
- 4-15-SF 48 (2:48) B.Pinion punts 52 yards to end zone, Center-K.Nelson, Touchback.  
*PENALTY on SF-E.Reid, Offensive Holding, 10 yards, enforced at SL 20.*  
*Penalty on SF-E.Reid, Offensive Holding, declined.*

**St. Louis Rams at 2:38**

- 1-10-SL 30 (2:38) N.Foles pass incomplete deep right to T.Austin.
- 2-10-SL 30 (2:30) (Shotgun) T.Gurley left tackle to SL 34 for 4 yards (N.Bowman; C.Lemonier).
- 3-6-SL 34 (1:44) (Shotgun) N.Foles pass incomplete short right to J.Cook [A.Armstead].
- 4-6-SL 34 (1:38) J.Hekker punts 57 yards to SF 9, Center-J.McQuaide. B.Ellington to SF 11 for 2 yards (C.Reynolds).

**San Francisco 49ers at 1:29**

- 1-10-SF 11 (1:29) (Shotgun) M.Davis up the middle to SF 8 for -3 yards (W.Hayes).
- 2-13-SF 8 (:51) (Shotgun) C.Kaepernick pass incomplete short right to M.Davis.
- 3-13-SF 8 (:47) (Shotgun) C.Kaepernick up the middle to SF 14 for 6 yards (J.Laurinaitis).

**END OF QUARTER**

		<b>Time</b>	<b>First Downs</b>				<b>Efficiencies</b>	
	<b>Score</b>	<b>Poss</b>	<b>R</b>	<b>P</b>	<b>X</b>	<b>T</b>	<b>3 Down</b>	<b>4 Down</b>
<b>San Francisco 49ers</b>	<b>3</b>	<b>8:58</b>	<b>1</b>	<b>2</b>	<b>0</b>	<b>3</b>	<b>1/6</b>	<b>0/0</b>
<b>St. Louis Rams</b>	<b>2</b>	<b>6:02</b>	<b>0</b>	<b>2</b>	<b>0</b>	<b>2</b>	<b>0/3</b>	<b>0/0</b>

## Second Quarter

11/1/2015

## Play By Play

San Francisco 49ers continued.

4-7-SF 14 (15:00) (Punt formation) B.Pinion punts 52 yards to SL 34, Center-K.Nelson, downed by SF-B.Miller. SF-L.McCray was injured during the play.

## St. Louis Rams at 14:47

1-10-SL 34 (14:47) T.Mason left tackle to SL 35 for 1 yard (A.Brooks; K.Acker).  
 2-9-SL 35 (14:23) *PENALTY on SL-T.Mason, Illegal Substitution, 5 yards, enforced at SL 35 - No Play. 12 men in the huddle*  
 2-14-SL 30 (14:07) (Shotgun) N.Foles pass short right to T.Austin to SL 44 for 14 yards (M.Wilhoite).  
*PENALTY on SL-T.Barnes, Illegal Block Above the Waist, 10 yards, enforced at SL 33.*  
 2-21-SL 23 (13:41) (Shotgun) N.Foles pass short left to T.Mason to SL 29 for 6 yards (N.Bowman; J.Ward).  
 3-15-SL 29 (12:58) (Shotgun) N.Foles pass incomplete short right to S.Bailey.  
 4-15-SL 29 (12:52) J.Hekker punts 48 yards to SF 23, Center-J.McQuaide. B.Ellington pushed ob at SF 32 for 9 yards (C.Harkey).

## San Francisco 49ers at 12:39

1-10-SF 32 (12:39) C.Kaepernick pass short left to Q.Patton to SF 32 for no gain (T.Johnson). Ball tipped by 97 Sims  
 2-10-SF 32 (12:01) C.Kaepernick pass incomplete deep right to T.Smith.  
*PENALTY on SL-L.Joyner, Defensive Holding, 5 yards, enforced at SF 32 - No Play.*  
1-10-SF 37 (11:51) C.Kaepernick pass incomplete deep left to V.Davis (M.Barron) [M.Brockers].  
 2-10-SF 37 (11:46) M.Davis right guard to SF 36 for -1 yards (M.Barron).  
 3-11-SF 36 (11:15) (Shotgun) *PENALTY on SL-A.Donald, Neutral Zone Infraction, 5 yards, enforced at SF 36 - No Play.*  
 3-6-SF 41 (10:58) (Shotgun) C.Kaepernick pass incomplete deep right to J.Simpson (T.Johnson).  
 4-6-SF 41 (10:45) B.Pinion punts 30 yards to SL 29, Center-K.Nelson, downed by SF-V.McDonald.

## St. Louis Rams at 10:35

1-10-SL 29 (10:35) (Shotgun) **T.Gurley up the middle for 71 yards, TOUCHDOWN.**  
 TWO-POINT CONVERSION ATTEMPT. N.Foles pass to J.Cook is complete. ATTEMPT SUCCEEDS.

<b>SF 3 SL 10, 1 plays, 71 yards, 0:10 drive, 4:35 elapsed</b>
--

G.Zuerlein kicks 68 yards from SL 35 to SF -3. B.Ellington to SF 16 for 19 yards (M.Barron).

*PENALTY on SF-B.Miller, Offensive Holding, 8 yards, enforced at SF 16.*

## San Francisco 49ers at 10:25, (1st play from scrimmage 10:19)

1-10-SF 8 (10:19) C.Kaepernick pass incomplete short middle to G.Celek (A.Ayers).  
 2-10-SF 8 (10:16) C.Kaepernick sacked at SF 5 for -3 yards (M.Brockers).  
 3-13-SF 5 (9:39) (Shotgun) C.Kaepernick pass short right to V.Davis pushed ob at SF 7 for 2 yards (M.Barron).  
 4-11-SF 7 (9:17) B.Pinion punts 37 yards to SF 44, Center-K.Nelson, downed by SF-E.Reid.  
*PENALTY on SF-B.Miller, Ineligible Downfield Kick, 5 yards, enforced at SF 44.*

## St. Louis Rams at 9:05

1-10-SF 39 (9:05) T.Gurley up the middle to SF 36 for 3 yards (N.Bowman).  
 2-7-SF 36 (8:39) (No Huddle) N.Foles pass short right to T.Gurley pushed ob at SF 21 for 15 yards (T.Brock).  
1-10-SF 21 (8:08) (No Huddle, Shotgun) N.Foles pass short right to T.Gurley pushed ob at SF 21 for no gain (J.Tartt).  
 2-10-SF 21 (7:37) (No Huddle, Shotgun) T.Mason left tackle to SF 20 for 1 yard (Q.Dial).  
 3-9-SF 20 (7:07) (No Huddle, Shotgun) N.Foles pass incomplete deep middle to K.Britt (T.Brock).  
 4-9-SF 20 (6:56) **G.Zuerlein 38 yard field goal is GOOD, Center-J.McQuaide, Holder-J.Hekker.**

<b>SF 3 SL 13, 6 plays, 19 yards, 2:13 drive, 8:08 elapsed</b>
--

G.Zuerlein kicks 65 yards from SL 35 to end zone, Touchback.

## San Francisco 49ers at 6:52

1-10-SF 20 (6:52) (Shotgun) M.Davis up the middle to SF 22 for 2 yards (A.Donald).  
 2-8-SF 22 (6:18) (Shotgun) M.Davis up the middle to SF 23 for 1 yard (N.Fairley).  
 3-7-SF 23 (5:34) (Shotgun) C.Kaepernick pass short right to V.Davis to SF 34 for 11 yards (T.Johnson; A.Donald).  
1-10-SF 34 (4:52) C.Kaepernick pass deep right to Q.Patton ran ob at SL 33 for 33 yards.  
1-10-SL 33 (4:35) M.Davis up the middle to SL 30 for 3 yards (J.Laurinaitis).  
 2-7-SL 30 (3:57) C.Kaepernick pass short right to V.Davis pushed ob at SL 22 for 8 yards (J.Laurinaitis).  
1-10-SL 22 (3:32) C.Kaepernick pass incomplete deep middle to V.McDonald (A.Ayers). SL-T.Johnson was injured during the play.  
 2-10-SL 22 (3:26) (Shotgun) C.Kaepernick pass short right to M.Davis pushed ob at SL 19 for 3 yards (J.Jenkins).  
*PENALTY on SL-A.Ayers, Unnecessary Roughness, 10 yards, enforced at SL 19.*

X4

R3

P4

P5

P6

P7

X8

**San Francisco 49ers vs St. Louis Rams at Edward Jones Dome**

1-9-SL 9 (3:11) C.Kaepernick pass short left to V.Davis to SL 6 for 3 yards (M.Alexander; M.Roberson).  
 2-6-SL 6 (2:37) C.Kaepernick pass short right to V.Davis to SL 7 for -1 yards (M.Alexander).

Two-Minute Warning

3-7-SL 7 (1:00) (Shotgun) C.Kaepernick pass incomplete short middle to B.Miller.  
 4-7-SL 7 **(1:56) P.Dawson 26 yard field goal is GOOD, Center-K.Nelson, Holder-B.Pinion.**

<b>SF 6 SL 13, 12 plays, 73 yards, 1 penalty, 4:59 drive, 13:07 elapsed</b>
---

B.Pinion kicks 65 yards from SF 35 to end zone, Touchback.

**St. Louis Rams at 1:53**

1-10-SL 20 (1:53) T.Austin right end pushed ob at SL 26 for 6 yards (T.Brock).  
*PENALTY on SF-T.Brock, Unnecessary Roughness, 15 yards, enforced at SL 26. SF coaches sideline warning issued* X5

1-10-SL 41 (1:46) T.Gurley right tackle to SL 45 for 4 yards (N.Bellore; M.Wilhoite).  
 2-6-SL 45 (1:19) (Shotgun) T.Gurley up the middle to 50 for 5 yards (G.Dorsey).  
*PENALTY on SF-E.Harold, Illegal Use of Hands, 5 yards, enforced at 50.* X6

1-10-SF 45 (1:10) (Shotgun) T.Gurley left guard to SF 45 for no gain (Q.Dial).  
*PENALTY on SL-G.Robinson, Offensive Holding, 10 yards, enforced at SF 45 - No Play.*

1-20-SL 45 (1:05) (Shotgun) N.Foles pass short left to J.Cook to SF 47 for 8 yards (K.Acker).  
 2-12-SF 47 (:44) (No Huddle, Shotgun) N.Foles pass incomplete deep left to T.Austin.  
*PENALTY on SL, Illegal Formation, 5 yards, enforced at SF 47 - No Play.*

2-17-SL 48 (:39) (Shotgun) N.Foles pass deep left to J.Cook to SF 3 for 49 yards (J.Tartt). SF-K.Acker was injured during the play. P7  
 Timeout #1 by SF at 00:28. SF charged with Timeout because of injury.

1-3-SF 3 (:28) N.Foles pass short right to T.Gurley pushed ob at SF 5 for -2 yards (A.Brooks).  
*PENALTY on SF-A.Brooks, Face Mask (15 Yards), 3 yards, enforced at SF 5.* X8

1-2-SF 2 **(:23) T.Austin right end for 2 yards, TOUCHDOWN.** R9  
 G.Zuerlein extra point is GOOD, Center-J.McQuaide, Holder-J.Hekker.

<b>SF 6 SL 20, 7 plays, 80 yards, 3 penalties, 1:35 drive, 14:42 elapsed</b>
--

G.Zuerlein kicks 73 yards from SL 35 to SF -8. B.Ellington to SF 22 for 30 yards (T.McDonald).

**San Francisco 49ers at 0:18, (1st play from scrimmage 0:13)**

1-10-SF 22 (:13) C.Kaepernick kneels to SF 21 for -1 yards.

**END OF QUARTER**

	Score	Time Poss	First Downs				Efficiencies	
			R	P	X	T	3 Down	4 Down
<b>San Francisco 49ers</b>	<b>6</b>	<b>8:54</b>	<b>0</b>	<b>3</b>	<b>2</b>	<b>5</b>	<b>1/4</b>	<b>0/0</b>
<b>St. Louis Rams</b>	<b>20</b>	<b>6:06</b>	<b>2</b>	<b>2</b>	<b>3</b>	<b>7</b>	<b>0/2</b>	<b>0/0</b>



# Third Quarter

11/1/2015

## Play By Play

SL elects to Receive, and SF elects to defend the North goal.

B.Pinion kicks 61 yards from SF 35 to SL 4. B.Cunningham to SL 17 for 13 yards (G.Hodges; Q.Patton).

### St. Louis Rams at 15:00, (1st play from scrimmage 14:55)

- 1-10-SL 17 (14:55) T.Gurley right guard to SL 25 for 8 yards (E.Reid).
- 2-2-SL 25 (14:25) (No Huddle, Shotgun) T.Gurley right tackle to SL 29 for 4 yards (I.Williams; A.Lynch). R10
- 1-10-SL 29 (13:54) (No Huddle) T.Gurley left tackle to SL 32 for 3 yards (Q.Dial; N.Bowman).
- 2-7-SL 32 (13:25) (No Huddle, Shotgun) N.Foles pass incomplete deep right to T.Austin [Q.Dial].
- 3-7-SL 32 (13:17) (Shotgun) N.Foles pass incomplete short right to T.Austin.
- 4-7-SL 32 (13:13) J.Hekker punts 51 yards to SF 17, Center-J.McQuaide, fair catch by B.Ellington.

### San Francisco 49ers at 13:06

- 1-10-SF 17 (13:06) C.Kaepernick pass incomplete short right to Q.Patton (J.Jenkins).
- 2-10-SF 17 (13:01) (Shotgun) C.Kaepernick pass short right to V.Davis to SF 18 for 1 yard (A.Ayers).
- 3-9-SF 18 (12:26) (Shotgun) C.Kaepernick pass short right to J.Simpson ran ob at SF 27 for 9 yards. St. Louis challenged the first down ruling, and the play was REVERSED. (Shotgun) C.Kaepernick pass short right to J.Simpson ran ob at SF 26 for 8 yards.
- 4-1-SF 26 (12:15) B.Pinion punts 60 yards to SL 14, Center-K.Nelson. T.Austin to SL 24 for 10 yards (V.McDonald).  
*PENALTY on SL-C.Lynch, Illegal Block Above the Waist, 8 yards, enforced at SL 16.*

### St. Louis Rams at 11:53

- 1-10-SL 8 (11:53) T.Gurley right tackle to SL 10 for 2 yards (Q.Dial; J.Tartt).
- 2-8-SL 10 (11:11) (Shotgun) T.Austin up the middle to SL 23 for 13 yards (J.Tartt). R11
- 1-10-SL 23 (10:27) T.Gurley up the middle to SL 30 for 7 yards (N.Bowman).
- 2-3-SL 30 (9:46) T.Gurley right guard to SL 38 for 8 yards (M.Wilhoite, N.Bowman). R12
- 1-10-SL 38 (9:07) (Shotgun) N.Foles pass short right to B.Quick pushed ob at SL 43 for 5 yards (T.Brock).
- 2-5-SL 43 (8:43) T.Gurley left end to SL 38 for -5 yards (K.Acker).
- 3-10-SL 38 (8:05) (Shotgun) N.Foles pass incomplete short right to S.Bailey [A.Armstead].
- 4-10-SL 38 (7:52) J.Hekker punts 60 yards to SF 2, Center-J.McQuaide, downed by SL-C.Davis.

### San Francisco 49ers at 7:42

- 1-10-SF 2 (7:42) K.Gaskins up the middle to SF 3 for 1 yard (R.Quinn).
- 2-9-SF 3 (7:12) K.Gaskins up the middle to SF 5 for 2 yards (T.McDonald).
- 3-7-SF 5 (6:31) (Shotgun) C.Kaepernick pass incomplete short right to T.Smith (R.Quinn).
- 4-7-SF 5 (6:26) B.Pinion punts 47 yards to SL 48, Center-K.Nelson. T.Austin to SL 44 for -4 yards (S.Skov).

### St. Louis Rams at 6:11

- 1-10-SL 44 (6:11) (Shotgun) N.Foles pass short right to L.Kendricks to SL 47 for 3 yards (N.Bowman).
- 2-7-SL 47 (5:34) T.Mason left tackle to 50 for 3 yards (M.Wilhoite).
- 3-4-50 (4:58) B.Cunningham right end to SL 47 for -3 yards (A.Armstead). FUMBLES (A.Armstead), RECOVERED by SF-A.Brooks at SL 41. A.Brooks for 41 yards, TOUCHDOWN NULLIFIED by Penalty. *PENALTY on SF-A.Brooks, Face Mask (15 Yards), 15 yards, enforced at 50 - No Play.* X13
- 1-10-SF 35 (4:45) T.Mason left tackle to SF 29 for 6 yards (N.Bowman).
- 2-4-SF 29 (4:08) T.Mason right tackle to SF 25 for 4 yards (M.Wilhoite). R14
- 1-10-SF 25 (3:21) T.Mason left end to SF 27 for -2 yards (Q.Dial; E.Harold).
- 2-12-SF 27 (2:43) T.Mason right tackle to SF 23 for 4 yards (N.Bowman).
- 3-8-SF 23 (2:03) (Shotgun) T.Mason right tackle to SF 22 for 1 yard (N.Bowman).
- 4-7-SF 22 (1:19) G.Zuerlein 40 yard field goal is BLOCKED, Center-J.McQuaide, Holder-J.Hekker. FG blocked by #92 Dial.

### San Francisco 49ers at 1:14

- 1-10-SF 30 (1:14) C.Kaepernick sacked at SF 25 for -5 yards (R.Quinn).
- 2-15-SF 25 (:38) (Shotgun) C.Kaepernick pass short right to J.Simpson to SF 41 for 16 yards (T.Johnson). P9
- 1-10-SF 41 (:03) C.Kaepernick pass incomplete deep left to J.Simpson.

### END OF QUARTER

	Score	Time Poss	First Downs				Efficiencies	
			R	P	X	T	3 Down	4 Down
San Francisco 49ers	6	3:58	0	1	0	1	0/2	0/0
St. Louis Rams	20	11:02	4	0	1	5	0/3	0/0

## Fourth Quarter

11/1/2015

## Play By Play

San Francisco 49ers continued.

- 2-10-SF 41 (15:00) (Shotgun) C.Kaepernick scrambles right end ran ob at SF 47 for 6 yards (M.Barron).  
 3-4-SF 47 (14:24) (Shotgun) C.Kaepernick pass incomplete short right to J.Simpson.  
 4-4-SF 47 (14:20) B.Pinion punts 43 yards to SL 10, Center-K.Nelson, fair catch by T.Austin.  
*PENALTY on SL-J.Jenkins, Face Mask (15 Yards), 5 yards, enforced at SL 10.*

## St. Louis Rams at 14:13

- 1-10-SL 5 (14:13) T.Gurley right tackle to SL 8 for 3 yards (N.Bowman).  
 2-7-SL 8 (13:35) T.Gurley right tackle to SL 11 for 3 yards (G.Dorsey).  
 3-4-SL 11 (12:54) (Shotgun) T.Gurley up the middle to SL 13 for 2 yards (I.Williams).  
 4-2-SL 13 (12:46) J.Hekker punts 57 yards to SF 30, Center-J.McQuaide. B.Ellington to SF 35 for 5 yards (B.Hager).  
*PENALTY on SF-E.Harold, Offensive Holding, 10 yards, enforced at SF 30.*

## San Francisco 49ers at 12:32

- 1-10-SF 20 (12:32) *PENALTY on SL-M.Brockers, Encroachment, 5 yards, enforced at SF 20 - No Play.*  
 1-5-SF 25 (12:32) K.Gaskins left end to SF 27 for 2 yards (M.Brockers).  
 2-3-SF 27 (11:57) C.Kaepernick pass incomplete short right to T.Smith [A.Donald].  
 3-3-SF 27 (11:50) (Shotgun) C.Kaepernick pass short left to J.Simpson to SF 37 for 10 yards (L.Joyner).  
 1-10-SF 37 (11:20) (No Huddle, Shotgun) C.Kaepernick sacked at SF 34 for -3 yards (E.Westbrooks).  
 2-13-SF 34 (10:34) C.Kaepernick pass incomplete short left to K.Gaskins.  
 3-13-SF 34 (10:29) (Shotgun) C.Kaepernick pass incomplete short right to T.Smith [M.Alexander].  
 4-13-SF 34 (10:23) B.Pinion punts 39 yards to SL 27, Center-K.Nelson, downed by SF-Q.Patton.

P10

## St. Louis Rams at 10:09

- 1-10-SL 27 (10:09) T.Mason right tackle to SL 31 for 4 yards (I.Williams).  
 2-6-SL 31 (9:31) T.Mason right end to SL 34 for 3 yards (I.Williams).  
 3-3-SL 34 (8:49) (Shotgun) N.Foles pass short left to T.Austin for 66 yards, TOUCHDOWN.  
 G.Zuerlein extra point is GOOD, Center-J.McQuaide, Holder-J.Hekker.

P15

SF 6 SL 27, 3 plays, 73 yards, 1:35 drive, 6:26 elapsed

G.Zuerlein kicks 65 yards from SL 35 to end zone, Touchback.

## San Francisco 49ers at 8:34

- 1-10-SF 20 (8:34) (Shotgun) K.Gaskins up the middle to SF 23 for 3 yards (N.Fairley).  
 2-7-SF 23 (8:04) (Shotgun) C.Kaepernick pass incomplete short left to J.Simpson (R.Quinn).  
*PENALTY on SF-J.Simpson, Illegal Motion, 5 yards, enforced at SF 23 - No Play.*  
 2-12-SF 18 (8:01) (Shotgun) C.Kaepernick scrambles left end ran ob at SF 24 for 6 yards (M.Barron).  
 3-6-SF 24 (7:25) (Shotgun) C.Kaepernick pass short right to B.Ellington to SF 28 for 4 yards (L.Joyner; M.Alexander).  
 4-2-SF 28 (6:42) P.Dawson punts 48 yards to SL 24, Center-K.Nelson. T.Austin to SL 43 for 19 yards (D.Johnson).  
*PENALTY on SL-S.Bailey, Offensive Holding, 10 yards, enforced at SL 25.*

## St. Louis Rams at 6:28

- 1-10-SL 15 (6:28) T.Mason right end to SL 17 for 2 yards (T.Jerod-Eddie).  
 2-8-SL 17 (5:48) T.Mason left tackle to SL 16 for -1 yards (E.Harold).  
 3-9-SL 16 (4:57) (Shotgun) T.Mason right guard to SL 20 for 4 yards (T.Jerod-Eddie).  
 4-5-SL 20 (4:13) J.Hekker punts 56 yards to SF 24, Center-J.McQuaide. B.Ellington to SL 49 for 27 yards (C.Lynch).

## San Francisco 49ers at 3:59

- 1-10-SL 49 (3:59) (Shotgun) C.Kaepernick pass short right to K.Gaskins pushed ob at SL 41 for 8 yards (M.Barron).  
 2-2-SL 41 (3:54) (Shotgun) C.Kaepernick pass short middle to K.Gaskins to SL 32 for 9 yards (M.Barron; E.Sims).  
 1-10-SL 32 (3:18) (Shotgun) C.Kaepernick pass short right to T.Smith pushed ob at SL 24 for 8 yards (T.Johnson).  
 2-2-SL 24 (3:14) (Shotgun) C.Kaepernick pass incomplete deep middle to V.Davis.  
 3-2-SL 24 (3:10) (Shotgun) C.Kaepernick pass incomplete short left to J.Simpson.  
 4-2-SL 24 (3:07) (Shotgun) C.Kaepernick pass incomplete short left to J.Simpson (J.Jenkins).

P11

## St. Louis Rams at 3:03

- 1-10-SL 24 (3:03) T.Mason up the middle to SL 33 for 9 yards (E.Reid).  
 2-1-SL 33 (2:22) T.Mason left tackle to SL 40 for 7 yards (G.Hodges).

R16

San Francisco 49ers vs St. Louis Rams at Edward Jones Dome

Two-Minute Warning

1-10-SL 40 (2:00) N.Foles kneels to SL 39 for -1 yards.

2-11-SL 39 (1:19) N.Foles kneels to SL 38 for -1 yards.

3-12-SL 38 (:38) N.Foles kneels to SL 37 for -1 yards.

END OF QUARTER

	Score	Time Poss	First Downs				Efficiencies	
			R	P	X	T	3 Down	4 Down
San Francisco 49ers	6	6:12	0	2	0	2	1/5	0/1
St. Louis Rams	27	8:48	1	1	0	2	1/4	0/0

# Miscellaneous Statistics Report

San Francisco 49ers vs St. Louis Rams

11/1/2015 at Edward Jones Dome

## Ten Longest Plays for San Francisco 49ers

Yards	Qtr	Play Start	Play Description
33	2	1-10-SF 34	(4:52) C.Kaepernick pass deep right to Q.Patton ran ob at SL 33 for 33 yards.
16	3	2-15-SF 25	(:38) (Shotgun) C.Kaepernick pass short right to J.Simpson to SF 41 for 16 yards (T.Johnson).
13	1	1-10-SF 20	(15:00) C.Kaepernick pass short right to V.McDonald pushed ob at SF 33 for 13 yards (J.Laurinaitis).
13	2	2-10-SL 22	(3:26) (Shotgun) C.Kaepernick pass short right to M.Davis pushed ob at SL 19 for 3 yards (J.Jenkins). PENALTY on SL-A.Ayers, Unnecessary Roughness, 10 yards, enforced at SL 19.
11	1	1-10-SF 33	(14:28) (Shotgun) C.Kaepernick pass short middle to T.Smith to SF 44 for 11 yards (T.Johnson; T.McDonald).
11	1	2-12-SF 19	(8:39) C.Kaepernick pass short right to M.Davis to SF 30 for 11 yards (M.Barron; J.Laurinaitis).
11	2	3-7-SF 23	(5:34) (Shotgun) C.Kaepernick pass short right to V.Davis to SF 34 for 11 yards (T.Johnson; A.Donald).
10	4	3-3-SF 27	(11:50) (Shotgun) C.Kaepernick pass short left to J.Simpson to SF 37 for 10 yards (L.Joyner).
9	1	3-6-SF 48	(12:38) (Shotgun) C.Kaepernick scrambles right end to SL 43 for 9 yards (L.Joyner; W.Hayes).
9	4	2-2-SL 41	(3:54) (Shotgun) C.Kaepernick pass short middle to K.Gaskins to SL 32 for 9 yards (M.Barron; E.Sims).

## Ten Longest Plays for St. Louis Rams

Yards	Qtr	Play Start	Play Description
71	2	1-10-SL 29	(10:35) (Shotgun) T.Gurley up the middle for 71 yards, TOUCHDOWN.
66	4	3-3-SL 34	(8:49) (Shotgun) N.Foles pass short left to T.Austin for 66 yards, TOUCHDOWN.
49	2	2-17-SL 48	(:39) (Shotgun) N.Foles pass deep left to J.Cook to SF 3 for 49 yards (J.Tartt). SF-K.Acker was injured during the play.
21	2	1-10-SL 20	(1:53) T.Austin right end pushed ob at SL 26 for 6 yards (T.Brock).
15	2	2-7-SF 36	(8:39) (No Huddle) N.Foles pass short right to T.Gurley pushed ob at SF 21 for 15 yards (T.Brock).
13	3	2-8-SL 10	(11:11) (Shotgun) T.Austin up the middle to SL 23 for 13 yards (J.Tartt).
10	2	2-6-SL 45	(1:19) (Shotgun) T.Gurley up the middle to 50 for 5 yards (G.Dorsey).
9	1	2-7-SL 41	(3:44) N.Foles pass short right to T.Austin ran ob at 50 for 9 yards.
9	4	1-10-SL 24	(3:03) T.Mason up the middle to SL 33 for 9 yards (E.Reid).
8	2	1-20-SL 45	(1:05) (Shotgun) N.Foles pass short left to J.Cook to SF 47 for 8 yards (K.Acker).

## Touchdown Scoring Information

		Offense	Defense	Special Teams
<b>VISITOR</b>	San Francisco 49ers	0	0	0
<b>HOME</b>	St. Louis Rams	3	0	0

## Player Scoring Information

Club	Player	TD	Rush TD	Rec TD	KO TD	Punt TD	Int TD	Fum TD	Misc TD	FG	XP	2Pt Rush	2Pt Rec	Sfty	Points
SF	P.Dawson	0	0	0	0	0	0	0	0	2	0	0	0	0	6
SL	T.Austin	0	1	1	0	0	0	0	0	0	0	0	0	0	12
SL	T.Gurley	0	1	0	0	0	0	0	0	0	0	0	0	0	6
SL	G.Zuerlein	0	0	0	0	0	0	0	0	1	2	0	0	0	5
SL	J.Cook	0	0	0	0	0	0	0	0	0	0	0	1	0	2
SL	J.Laurinaitis	0	0	0	0	0	0	0	0	0	0	0	0	1	2

## Possession Detail

	First Half		Second Half		Game	
	Visitor	Home	Visitor	Home	Visitor	Home
Largest Lead	3	14	0	21	3	21
Drives Leading	5	3	0	7	5	10
Time of Possession Leading	6:44	3:58	0:00	19:50	6:44	23:48
Largest Deficit	-14	-3	-21	0	-21	-3
Drives Trailing	3	5	6	0	9	5
Time of Possession Trailing	6:37	8:10	10:10	0:00	16:47	8:10
Times Score Tied Up		0		0		0
Lead Changes		2		0		2

# Playtime Percentage

*Percent of playtime per player on offense, defense and special teams*

## San Francisco 49ers

## St. Louis Rams

		Offense	Defense	Special Teams				Offense	Defense	Special Teams			
E Pears	T	67	100%	2	6%	G Reynolds	G	69	100%	4	12%		
A Boone	G	67	100%	2	6%	G Robinson	T	69	100%	4	12%		
C Kaepernick	QB	67	100%			J Brown	G	69	100%	4	12%		
J Staley	T	67	100%			N Foles	QB	69	100%				
M Martin	C	67	100%			T Barnes	C	69	100%				
V Davis	TE	63	94%			R Havenstein	T	61	88%	4	12%		
T Smith	WR	61	91%			T Austin	WR	49	71%	11	33%		
J Devey	G	37	55%	2	6%	L Kendricks	TE	49	71%				
J Simpson	WR	33	49%			K Britt	WR	41	59%				
B Miller	FB	30	45%	27	82%	S Bailey	WR	38	55%	12	36%		
A Tiller	G	30	45%	2	6%	J Cook	TE	38	55%				
Q Patton	WR	28	42%	22	67%	T Gurley	RB	36	52%				
K Gaskins	RB	28	42%	11	33%	B Quick	WR	35	51%				
M Davis	RB	27	40%			C Harkey	TE	24	35%	17	52%		
B Ellington	WR	23	34%	13	39%	T Mason	RB	21	30%				
G Celek	TE	18	27%	7	21%	B Cunningham	RB	10	14%	18	55%		
V McDonald	TE	17	25%	14	42%	D Williams	T	8	12%	8	24%		
R Bush	RB	7	10%	2	6%	B Marquez	WR	4	6%	24	73%		
J Tartt	SS		69	100%	9	27%	R McLeod	FS		67	100%	7	21%
K Acker	CB		66	96%	16	48%	J Jenkins	CB		67	100%	7	21%
T Brock	CB		66	96%	8	24%	M Barron	SS		67	100%	5	15%
E Reid	FS		65	94%	14	42%	J Laurinaitis	LB		67	100%		
N Bowman	LB		61	88%			T Johnson	CB		65	97%	6	18%
M Wilhoite	LB		60	87%	9	27%	T McDonald	SS		62	93%	5	15%
A Lynch	LB		49	71%	2	6%	A Donald	DT		52	78%	2	6%
A Brooks	LB		47	68%			M Brockers	DT		44	66%	3	9%
Q Dial	DT		45	65%	5	15%	A Ayers	LB		39	58%	1	3%
G Dorsey	DT		44	64%	4	12%	R Quinn	DE		39	58%		
J Ward	FS		42	61%	22	67%	W Hayes	DE		36	54%		
I Williams	NT		37	54%	4	12%	N Fairley	DT		33	49%	1	3%
E Harold	LB		24	35%	16	48%	E Westbrook	DT		31	46%	3	9%
T Jerod-Eddie	DT		20	29%	8	24%	L Joyner	CB		31	46%	2	6%
C Lemonier	LB		18	26%	5	15%	E Sims	DE		28	42%	3	9%
A Armstead	DT		14	20%	4	12%	M Alexander	SS		7	10%	27	82%
G Hodges	LB		11	16%	3	9%	M Roberson	CB		2	3%	5	15%
D Johnson	CB		10	14%	27	82%	C Davis	FS				29	88%
C Carradine	DT		9	13%			D Bates	LB				29	88%
K Reaser	CB		2	3%	2	6%	B Hager	LB				28	85%
N Bellore	LB				31	94%	C Lynch	LB				26	79%
S Skov	LB				31	94%	C Reynolds	RB				22	67%
B Pinion	P				15	45%	J Hekker	P				12	36%
K Nelson	LS				12	36%	J McQuaide	LS				12	36%
L McCray	SS				9	27%	G Zuerlein	K				9	27%
P Dawson	K				3	9%	D Rhaney	C				8	24%







# **RAMS RECORDS**



# RAMS ALL-TIME LEADERS

**Bold denotes player active with Rams**

*Italics denotes rookie*

## CAREER RUSHING

	<b>Years</b>	<b>Att.</b>	<b>Yards</b>	<b>Avg.</b>	<b>Long</b>	<b>TD</b>
1.	Jackson, Steven.....2004-12	2,395	10,135	4.2	59t	56
2.	Dickerson, Eric.....1983-87	1,525	7,245	4.8	85t	56
3.	Faulk, Marshall.....1999-2006	1,447	6,959	4.8	71t	58
4.	McCutcheon, Lawrence.....1973-79	1,435	6,186	4.3	48	23
5.	Bass, Dick.....1960-69	1,218	5,417	4.5	73t	34
6.	Towler, Dan.....1950-55	672	3,493	5.2	79t	44
7.	Josephson, Les.....1964-67, 69-74	797	3,407	4.3	75	17
8.	Younger, Paul (Tank).....1949-57	682	3,296	4.8	75t	17
9.	Tyler, Wendell.....1977-82	720	3,266	4.5	69t	33
10.	Bryant, Cullen.....1973-81, 87	802	3,119	3.9	26	20

## SEASON RUSHING

	<b>Year</b>	<b>Att.</b>	<b>Yds.</b>	<b>Avg.</b>	<b>Long</b>	<b>TD</b>
1.	Dickerson, Eric.....1984	379	2,105	5.6	66	14
2.	Dickerson, Eric.....1986	404	1,821	4.5	42t	11
3.	Dickerson, Eric.....1983	390	1,808	4.6	85t	18
4.	Jackson, Steven.....2006	346	1,528	4.4	59t	13
5.	Bettis, Jerome.....1993	294	1,429	4.9	71t	7
6.	Jackson, Steven.....2009	324	1,416	4.4	58	4
7.	Faulk, Marshall.....2001	260	1,382	5.3	71t	12
8.	Faulk, Marshall.....1999	253	1,381	5.5	58	7
9.	White, Charles.....1987	324	1,374	4.2	58	11
10.	Faulk, Marshall.....2000	253	1,359	5.4	36	18

## CAREER PASSING (Based on Yards)

	<b>Years</b>	<b>Att.</b>	<b>Comp.</b>	<b>Yards</b>	<b>Pct.</b>	<b>TD</b>	<b>Int.</b>
1.	Everett, Jim.....1986-93	3,277	1,847	23,758	.564	142	123
2.	Bulger, Marc.....2001-09	3,171	1,969	22,814	.621	122	93
3.	Gabriel, Roman.....1962-72	3,313	1,705	22,223	.515	154	112
4.	Van Brocklin, Norm.....1949-57	1,897	1,011	16,114	.533	118	127
5.	Warner, Kurt.....1998-03	1,688	1,121	14,447	.664	102	65
6.	Waterfield, Bob.....1945-52	1,618	814	11,893	.503	99	128
7.	Bradford, Sam.....2010-	1,760	1,032	11,065	.586	59	38
8.	Ferragamo, Vince.....1977-84	1,288	730	9,376	.567	70	71
9.	Haden, Pat.....1976-81	1,363	731	9,296	.536	52	60
10.	Wade, Bill.....1954-60	1,116	602	8,572	.539	56	68

## CAREER PASSING (Based on Rating; Minimum 1,500 Attempts)

	<b>Years</b>	<b>Att.</b>	<b>Comp.</b>	<b>Yards</b>	<b>Pct.</b>	<b>TD</b>	<b>Int.</b>	<b>Rating</b>
1.	Warner, Kurt.....1998-03	1,688	1,121	14,447	.664	102	65	97.2
2.	Bulger, Marc.....2001-09	3,171	1,969	22,814	.621	122	93	84.4
3.	Everett, Jim.....1986-93	3,277	1,847	23,758	.564	142	123	78.1
4.	Bradford, Sam.....2010-	1,760	1,032	11,065	.586	59	38	79.3
5.	Van Brocklin, Norm..1949-57	1,897	1,011	16,114	.533	118	127	74.7

## SEASON PASSING (Based on Yards)

	<b>Year</b>	<b>Att.</b>	<b>Comp.</b>	<b>Yards</b>	<b>Pct.</b>	<b>TD</b>	<b>Int.</b>
1.	Warner, Kurt.....2001	546	375	4,830	68.7	36	22
2.	Warner, Kurt.....1999	499	325	4,353	65.1	41	13
3.	Everett, Jim.....1989	518	304	4,310	58.7	29	17
4.	Bulger, Marc.....2006	588	370	4,301	63.0	24	8
5.	Everett, Jim.....1990	554	307	3,989	55.4	23	17
6.	Everett, Jim.....1988	517	308	3,964	59.6	31	18
7.	Bulger, Marc.....2004	485	321	3,964	66.2	21	14
8.	Bulger, Marc.....2003	532	336	3,845	63.2	22	22
9.	Bradford, Sam.....2012	551	328	3,702	59.5	21	13
10.	<i>Bradford, Sam.....2010</i>	<i>590</i>	<i>354</i>	<i>3,512</i>	<i>60.0</i>	<i>18</i>	<i>15</i>

## **CAREER RECEPTIONS**

	<b>Years</b>	<b>No.</b>	<b>Yards</b>	<b>Avg.</b>	<b>Long</b>	<b>TD</b>	
1.	Bruce, Isaac.....	1994-2007	942	14,109	15.0	80t	84
2.	Holt, Torry.....	1999-2008	869	12,660	14.6	85t	74
3.	Ellard, Henry.....	1983-93	593	9,761	16.5	81t	48
4.	Faulk, Marshall (RB).....	1999-2006	470	4,071	8.7	72t	27
5.	Jackson, Steven (RB).....	2004-12	407	3,324	8.2	64t	8
6.	Fears, Tom.....	1948-56	400	5,397	13.4	80t	38
7.	Hirsch, Elroy.....	1949-57	343	6,299	18.4	91t	53
8.	Snow, Jack.....	1965-75	340	6,012	17.7	84t	45
9.	Phillips, Jim.....	1958-64	333	4,953	14.9	93t	27
10.	Benton, Jim.....	1938-40, 42, 44-47	275	4,566	16.6	84t	42

## **SEASON RECEPTIONS**

	<b>Year</b>	<b>No.</b>	<b>Yards</b>	<b>Avg.</b>	<b>Long</b>	<b>TD</b>	
1.	Bruce, Isaac.....	1995	119	1,781	15.0	72	13
2.	Holt, Torry.....	2003	117	1,696	14.5	48	12
3.	Holt, Torry.....	2005	102	1,331	13.0	44	9
4.	Holt, Torry.....	2004	94	1,372	14.6	75t	10
5.	Holt, Torry.....	2007	93	1,189	12.8	40	7
	Holt, Torry.....	2006	93	1,188	12.8	67t	10
7.	Holt, Torry.....	2002	91	1,302	14.3	58	4
8.	Jackson, Steven.....	2006	90	806	9.0	64t	3
9.	Bruce, Isaac.....	2004	89	1,292	14.5	56	6
10.	Bruce, Isaac.....	2000	87	1,471	16.9	78t	9
	Faulk, Marshall (RB).....	1999	87	1,048	12.0	57t	5

## **CAREER RECEIVING YARDS**

	<b>Years</b>	<b>No.</b>	<b>Yards</b>	<b>Avg.</b>	<b>Long</b>	<b>TD</b>	
1.	Bruce, Isaac.....	1994-2007	942	14,109	15.0	80t	84
2.	Holt, Torry.....	1999-2008	869	12,660	14.6	85t	74
3.	Ellard, Henry.....	1983-93	593	9,761	16.6	81t	48
4.	Hirsch, Elroy.....	1949-57	343	6,299	18.4	91t	53
5.	Snow, Jack.....	1965-75	340	6,012	17.7	84t	45
6.	Fears, Tom.....	1948-56	400	5,397	13.4	80t	38
7.	Anderson, Willie.....	1988-94	259	5,246	20.3	78t	26
8.	Phillips, Jim.....	1958-64	333	4,953	14.9	93t	27
9.	Benton, Jim.....	1938-40, 42, 44-47	275	4,566	16.6	84t	42
10.	Faulk, Marshall.....	1999-2006	470	4,071	8.7	72t	27

## **SEASON RECEIVING YARDS**

	<b>Years</b>	<b>No.</b>	<b>Yards</b>	<b>Avg.</b>	<b>Long</b>	<b>TD</b>	
1.	Bruce, Isaac.....	1995	119	1,781	15.0	72	13
2.	Holt, Torry.....	2003	117	1,696	14.5	48	12
3.	Holt, Torry.....	2000	82	1,635	19.9	85t	6
4.	Hirsch, Elroy.....	1951	66	1,495	22.7	91	17
5.	Bruce, Isaac.....	2000	87	1,471	16.9	78t	9
6.	Ellard, Henry.....	1988	86	1,414	16.4	68	10
7.	Ellard, Henry.....	1989	70	1,382	19.7	53	8
8.	Holt, Torry.....	2004	94	1,372	14.6	75t	10
9.	Holt, Torry.....	2001	81	1,363	16.8	51	7
10.	Bruce, Isaac.....	1996	84	1,338	15.9	70	7

## **CAREER YARDS FROM SCRIMMAGE**

		<b>TOTAL</b>		<b>RUSHING</b>		<b>RECEIVING</b>		
	<b>Years</b>	<b>Touches</b>	<b>Yards</b>	<b>Rush</b>	<b>Yards</b>	<b>Rec.</b>	<b>Yards</b>	
1.	Bruce, Isaac.....	1994-2007	965	14,259	23	150	942	14,109
2.	Jackson, Steven.....	2004-12	2,802	13,459	2,395	10,135	407	3,324
3.	Holt, Torry.....	1999-2008	880	12,717	11	57	869	12,660
4.	Faulk, Marshall.....	1999-2006	1,917	11,030	1,447	6,959	470	4,071
5.	Ellard, Henry.....	1983-93	611	9,816	18	55	593	9,761
6.	Dickerson, Eric.....	1983-87	1,648	8,157	1,525	7,245	123	912
7.	McCutcheon, Lawrence.....	1972-79	1,619	7,869	1,435	6,186	184	1,683
8.	Bass, Dick.....	1960-69	1,432	7,262	1,218	5,417	214	1,845
9.	Hirsch, Elroy.....	1949-57	417	6,616	74	317	343	6,299
10.	Snow, Jack.....	1965-75	342	6,015	2	3	340	6,012

**CAREER KICKOFF RETURN AVERAGE** (Minimum 75)

	Years	No.	Yards	Avg.	Long	TD
1. Horne, Tony .....	1998-00	143	3,577	25.0	103t	4
2. Arnett, Jon .....	1957-63	104	2,590	24.9	71t	2
3. Lewis, Woodley .....	1950-55	108	2,575	23.8	88t	1
4. Amendola, Danny .....	2009-12	118	2,776	23.5	84	0
5. Brown, Ron .....	1984-89, 91	169	3,918	23.2	98t	4
6. Harris, Arlen .....	2003-05	99	2,147	21.7	42	0

**SEASON KICKOFF RETURN AVERAGE** (Minimum One Per Game)

	Year	No.	Yards	Avg.	Long	TD
1. Smith, Verda (Vitamin T.) .....	1950	22	742	33.7	97	3
2. Brown, Ron .....	1985	28	918	32.8	98t	3
3. Wilson, Tom .....	1956	15	477	31.8	103t	1
4. Bass, Dick .....	1961	23	698	30.3	64	0
5. Williams, Travis .....	1971	25	743	29.7	105t	1
Horne, Tony .....	1999	30	892	29.7	101t	2

**CAREER PUNT RETURN AVERAGE** (Minimum 75)

	Years	No.	Yards	Avg.	Long	TD
1. Hakim, Az-Zahir .....	1998-01	112	1,278	11.4	86t	2
2. Ellard, Henry .....	1983-93	135	1,527	11.3	83t	4
3. Smith, Verda (Vitamin T.) .....	1949-53	75	814	10.9	85t	1
4. Kennison, Eddie .....	1996-98	103	1,085	10.5	78t	3
5. Irvin, LeRoy .....	1980-89	146	1,451	9.9	84t	4

**SEASON PUNT RETURN AVERAGE** (Minimum One Per Punt)

	Year	No.	Yards	Avg.	Long	TD
1. Lewis, Woodley .....	1952	19	351	18.5	83t	2
2. Smith, Verda (Vitamin T.) .....	1949	27	427	15.8	85t	1
3. Horvath, Les .....	1948	13	203	15.6	27	0
4. Hakim, Az-Zahir .....	2000	32	489	15.3	86t	1
5. Hall, Dante .....	2007	19	286	15.1	85t	1

**CAREER ALL-PURPOSE YARDS**

	Years	Touches	Yards	Rush	Yards	Rec.	Yards	PR	Yards	KR	Yards
1. Bruce, Isaac .....	1994-2007	965	14,311	23	150	942	14,109	0	52	0	0
2. Jackson, Steven .....	2004-12	2,806	13,538	2,395	10,135	407	3,324	0	0	4	79
2. Holt, Torry .....	1999-2008	883	12,732	11	57	869	12,660	3	15	0	0
4. Ellard, Henry .....	1983-93	765	11,707	18	55	593	9,761	135	1,527	19	364
5. Faulk, Marshall .....	1999-2006	1,919	11,048	1,447	6,959	470	4,071	0	0	2	18
6. Bass, Dick .....	1960-69	1,510	8,936	1,218	5,417	214	1,845	24	263	54	1,415
7. Dickerson, Eric .....	1983-87	1,648	8,157	1,525	7,245	123	912	0	0	0	0
8. Arnett, Jon .....	1957-63	1,042	8,036	688	2,852	175	1,911	75	683	104	2,590
9. McCutcheon, L. ....	1972-79	1,620	7,875	1,435	6,186	184	1,683	0	0	1	6
10. Bryant, Cullen ...	1973-81, 1987	1,080	6,735	802	3,119	142	1,149	71	707	65	1,760

**CAREER SCORING**

	Years	TD	PAT	FG	2-Pt.	Tot. Pts.
1. Wilkins, Jeff .....	1997-2007	0	428	265	0	1,223
2. Lansford, Mike .....	1982-90	0	315	158	0	789
3. Waterfield, Bob .....	1945-52	13	315	60	0	573
4. Gossett, Bruce .....	1964-69	0	211	120	0	571
5. Faulk, Marshall .....	1999-2006	85	0	0	7	524

**SEASON SCORING**

	Year	TD	PAT	FG	2-Pt.	Tot. Pts.
1. Wilkins, Jeff .....	2003	0	46	39	0	163
2. Faulk, Marshall (RB) .....	2000	26	0	0	2	160
3. Wilkins, Jeff .....	2006	0	35	32	0	131
4. Ray, David .....	1973	0	40	30	0	130
5. Faulk, Marshall (RB) .....	2001	21	0	0	1	128

## CAREER INTERCEPTIONS

		<b>Years</b>	<b>No.</b>	<b>Yards</b>	<b>Avg.</b>	<b>Long</b>	<b>TD</b>
1.	Meador, Ed .....	1959-70	46	547	11.9	38t	5
2.	Cromwell, Nolan .....	1977-87	37	671	18.1	94	4
3.	Irvin, LeRoy .....	1980-89	34	654	19.2	81t	5
4.	Lyght, Todd .....	1991-00	31	359	11.6	57t	4
5.	Lyle, Keith .....	1994-00	28	336	12.0	68	0
	Perry, Rod .....	1975-82	28	386	13.8	83t	4
	Williams, Clarence .....	1965-72	28	428	15.3	65t	2
	Sherman, Will .....	1954-60	28	515	18.4	95t	3
9.	Elmendorf, Dave .....	1971-79	27	421	15.6	57t	2
10.	Thomas, Pat.....	1976-82	26	292	11.2	64	1

## SEASON INTERCEPTIONS

		<b>Year</b>	<b>No.</b>	<b>Yards</b>	<b>Avg.</b>	<b>Long</b>	<b>TD</b>
1.	<i>Lane, Dick (Night Train)</i> .....	1952	*14	298	21.3	80t	2
2.	<i>Lewis, Woodley</i> .....	1950	12	275	22.9	36	0
3.	Sherman, Will .....	1955	11	101	9.2	36	0
4.	Jackson, Monte .....	1976	10	173	17.3	46t	3
5.	McNeil, Ryan.....	1997	9	127	14.1	75t	1
	Lyle, Keith .....	1996	9	152	16.9	68	0
	<i>Burroughs, Don</i> .....	1955	9	103	11.4	34	0
	<i>Sims, George</i> .....	1949	9	78	8.7	27	1

\*NFL Record

## MOST CAREER PUNTS

		<b>Years</b>	<b>No.</b>	<b>Yards</b>	<b>Avg.</b>	<b>TB</b>	<b>In 20</b>	<b>Long</b>	<b>Blocks</b>
1.	Jones, Donnie.....	2007-2011	449	20,924	46.6	39	133	80	1
2.	Hatcher, Dale.....	1985-89, 1991	432	17,302	40.1	28	121	67	2
3.	Landeta, Sean ....	'93-96, 2003-04	380	16,747	44.2	42	90	70	0
4.	Van Brocklin, Norm.....	1951-1957	343	14,783	43.1	—	—	71	1
5.	Studstill, Pat.....	1968-1971	298	11,980	40.2	25	—	60	0
	Villanueva, Danny.....	1961-1964	296	13,099	44.3	13	—	68	1

## SEASON PUNTING AVERAGE

		<b>Year</b>	<b>No.</b>	<b>Yards</b>	<b>Avg.</b>	<b>TB</b>	<b>In 20</b>	<b>Long</b>	<b>Blocked</b>
1.	Jones, Donnie.....	2008	82	4,100	50.0	7	20	68	0
2.	Jones, Donnie.....	2007	78	3,684	47.2	9	18	80	0
3.	Jones, Donnie.....	2009	90	4,212	46.8	10	34	63	0
4.	<b>Hekker, Johnny.....</b>	<b>2014</b>	<b>80</b>	<b>3,721</b>	<b>46.5</b>	<b>5</b>	<b>33</b>	<b>61</b>	<b>1</b>
5.	<b>Hekker, Johnny.....</b>	<b>2013</b>	<b>78</b>	<b>3,609</b>	<b>46.3</b>	<b>4</b>	<b>19</b>	<b>64</b>	<b>0</b>
6.	<b>Hekker, Johnny.....</b>	<b>2012</b>	<b>82</b>	<b>3,756</b>	<b>45.8</b>	<b>4</b>	<b>22</b>	<b>68</b>	<b>0</b>
7.	Villanueva, Danny.....	1962	87	3,960	45.5	7	—	65	1
	Jones, Donnie.....	2010	94	4,276	45.5	4	32	63	0
9.	Turk, Matt .....	2006	69	3,132	45.4	7	26	74	1
	Villanueva, Danny.....	1963	81	3,678	45.4	0	—	68	0

# RAMS YEAR-BY-YEAR LEADERS

## PASSING

Year	Player	Att.	Cmp.	Yards	Pct.	TD	Int.	Long	Sk/Yds	Rating
1937	Snyder, Bob	66	25	378	37.9	1	14			23.0
1938	Snyder, Bob	87	36	631	41.4	0	9			27.2
1939	Hall, Parker	208	106	1,227	51.0	9	13			57.5
1940	Hall, Parker	183	77	1,108	42.1	1	16			27.8
1941	Hall, Parker	190	84	863	44.2	7	19	39		30.5
1942	Hall, Parker	140	62	815	44.3	7	19	59		40.3
1943	Suspended Play/W.W. II									
1944	Reisz, Albie	113	49	777	43.4	8	10	70		53.6
1945	Waterfield, Bob	171	88	1,609	51.4	14	16	84		72.5
1946	Waterfield, Bob	256	128	1,772	50.0	17	18	57		65.9
1947	Waterfield, Bob	221	96	1,210	43.4	8	18	45		39.2
1948	Hardy, Jim	211	112	1,390	50.7	14	7	69t		82.1
1949	Waterfield, Bob	296	154	2,168	52.0	17	24	71t		61.3
1950	Van Brocklin, Norm	233	127	2,061	54.5	18	14	58		85.1
1951	Waterfield, Bob	176	88	1,566	50.0	13	10	91t		81.8
1952	Van Brocklin, Norm	205	113	1,736	55.1	14	17	84t		71.5
1953	Van Brocklin, Norm	286	156	2,393	54.5	19	14	70t		84.1
1954	Van Brocklin, Norm	260	139	2,637	53.5	13	21	80t		71.9
1955	Van Brocklin, Norm	272	144	1,890	52.9	8	15	74t		62.0
1956	Wade, Bill	178	91	1,461	51.1	10	13	76t		67.2
1957	Van Brocklin, Norm	265	132	2,105	49.8	20	21	81t		68.8
1958	Wade, Bill	341	181	2,875	53.1	18	22	93t		72.2
1959	Wade, Bill	261	153	2,001	58.6	12	17	72t		71.1
1960	Wade, Bill	182	106	1,294	58.2	12	11	63		77.0
1961	Bratkowski, Zeke	230	124	1,547	53.9	8	13	84t		63.1
1962	Bratkowski, Zeke	219	110	1,541	50.2	9	16	80t		56.5
1963	Gabriel, Roman	281	130	1,947	46.3	8	11	77t	44/337	62.7
1964	Munson, Bill	223	108	1,533	48.4	9	15	95t	23/183	56.5
1965	Gabriel, Roman	173	83	1,321	48.0	11	5	60t	14/97	83.0
1966	Gabriel, Roman	397	217	2,540	54.7	10	16	84t	48/319	65.9
1967	Gabriel, Roman	371	196	2,779	52.8	25	13	80t	24/201	85.7
1968	Gabriel, Roman	366	184	2,364	50.3	19	16	60t	27/296	70.0
1969	Gabriel, Roman	399	217	2,549	54.4	24	7	93t	14/182	86.8
1970	Gabriel, Roman	407	211	2,552	52.0	16	12	71	20/134	72.2
1971	Gabriel, Roman	352	180	2,238	51.1	17	10	68	25/200	75.5
1972	Gabriel, Roman	323	165	2,027	51.1	12	15	57	12/102	63.8
1973	Hadl, John	258	135	2,008	52.3	22	11	69	17/126	88.8
1974	Harris, James	198	106	1,544	53.5	11	6	50	12/101	85.3
1975	Harris, James	285	157	2,148	55.1	14	15	54	21/180	73.8
1976	Harris, James	158	91	1,460	57.6	8	6	80	14/151	89.8
1977	Haden, Pat	216	122	1,551	56.5	11	6	58	17/151	84.4
1978	Haden, Pat	444	229	2,995	51.6	13	19	68t	32/216	65.0
1979	Haden, Pat	290	163	1,854	56.2	11	14	50	21/178	68.2
1980	Ferragamo, Vince	404	240	3,199	59.4	30	19	74t	23/191	89.7
1981	Haden, Pat	267	138	1,815	51.7	9	13	64	28/227	64.4
1982	Ferragamo, Vince	209	118	1,609	56.5	9	9	85t	7/65	77.7
1983	Ferragamo, Vince	464	274	3,276	59.1	22	23	61t	21/178	75.5
1984	Kemp, Jeff	284	143	2,021	50.4	13	7	63t	24/190	78.7
1985	Brock, Dieter	365	218	2,658	59.7	16	13	64t	51/351	81.8
1986	Everett, Jim	147	73	1,018	49.7	8	8	60t	8/50	67.8
1987	Everett, Jim	302	162	2,064	53.6	10	13	81t	17/139	68.4
1988	Everett, Jim	517	308	3,964	59.6	31	18	69t	28/197	89.2
1989	Everett, Jim	518	304	4,310	58.7	29	17	78t	29/214	90.6
1990	Everett, Jim	554	307	3,989	55.4	23	17	55t	30/198	79.3
1991	Everett, Jim	490	277	3,438	56.5	11	20	78	30/200	68.9
1992	Everett, Jim	475	281	3,323	59.2	22	18	67t	26/204	80.1
1993	Everett, Jim	274	135	1,652	49.3	8	12	60t	18/125	59.7
1994	Miller, Chris	317	173	2,104	54.6	16	14	54	28/193	73.6
1995	Miller, Chris	405	232	2,623	57.3	18	15	72	31/244	76.2
1996	Banks, Tony	368	192	2,544	52.2	15	15	77t	48/306	71.0
1997	Banks, Tony	487	252	3,254	51.7	14	13	76	43/317	71.5
1998	Banks, Tony	408	241	2,535	59.1	7	14	80t	41/237	68.6
1999	Warner, Kurt	499	325	4,353	65.1	41	13	75t	29/201	109.2
2000	Green, Trent	240	145	2,063	60.4	16	5	64	24/145	101.8
2001	Warner, Kurt	546	375	4,830	68.7	36	22	65t	38/233	101.4
2002	Bulger, Marc	214	138	1,826	64.5	14	6	58	12/102	101.5
2003	Bulger, Marc	532	336	3,845	63.2	22	22	48	37/288	81.4
2004	Bulger, Marc	485	321	3,964	66.2	21	14	56	41/302	93.7
2005	Bulger, Marc	287	192	2,297	66.9	14	9	57t	26/192	94.4
2006	Bulger, Marc	588	370	4,301	63.0	24	8	67t	49/366	92.9
2007	Bulger, Marc	378	221	2,392	58.5	11	15	40	37/269	70.3
2008	Bulger, Marc	440	251	2,720	57.0	11	13	80t	38/263	71.4
2009	Bulger, Marc	247	140	1,469	56.7	5	6	50	14/85	70.7
2010	Bradford, Sam	590	354	3,512	60.0	18	15	49	34/244	76.5
2011	Bradford, Sam	357	191	2,614	53.5	6	6	68	36/248	70.5
2012	Bradford, Sam	328	551	3,702	59.5	21	13	80t	35/233	82.5
2013	Bradford, Sam	159	262	1,678	60.7	14	4	73	15/97	90.9
2014	Davis, Austin	180	284	2,001	63.4	12	9	59t	29/179	85.1



## RUSHING

Year	Player	Att.	Yards	Avg.	Long	TD
1937	Drake, Johnny (Zero)	98	333	3.4		3
1938	Davis, Corbett	71	202	2.8		3
1939	Hall, Parker	120	458	3.8		2
1940	Drake, Johnny (Zero)	130	480	3.6		9
1941	Drake, Johnny (Zero)	101	246	2.4	15	2
1942	Magnani, Dante	59	344	5.8	71	2
1943	Suspended Play/W.W. II					
1944	West, Pat	66	220	3.3	31	0
1945	Gehrke, Fred	74	467	6.3	72	7
1946	Gehrke, Fred	71	371	5.2	53	3
1947	Washington, Kenny	60	444	7.4	92t	5
1948	Hoerner, Dick	76	354	4.7	23	4
1949	Hoerner, Dick	155	582	3.7	37	6
1950	Davis, Glenn	88	416	4.7	55	3
1951	Towler, Dan	126	854	6.8	79t	6
1952	Towler, Dan	156	894	5.7	44t	10
1953	Towler, Dan	152	879	5.8	73t	7
1954	Younger, Paul (Tank)	91	610	6.7	75t	8
1955	Waller, Ron	151	716	4.7	55t	7
1956	Waller, Ron	83	543	6.5	46	1
1957	Wilson, Tom	127	616	4.9	46	3
1958	Arnett, Jon	133	683	5.1	57	6
1959	Matson, Ollie	161	863	5.4	50	6
1960	Arnett, Jon	104	436	4.2	31	2
1961	Arnett, Jon	158	609	3.9	26	4
1962	Bass, Dick	196	1,033	5.3	57	6
1963	Bass, Dick	143	577	3.6	51	5
1964	Wilson, Ben	159	553	3.5	27	5
1965	Bass, Dick	121	549	4.5	44t	2
1966	Bass, Dick	248	1,090	4.4	50	8
1967	Josephson, Les	178	800	4.5	27	4
1968	Ellison, Willie	151	616	4.1	52t	5
1969	Smith, Larry	166	599	3.6	46	1
1970	Josephson, Les	150	640	4.3	23	5
1971	Ellison, Willie	211	1,000	4.7	80t	4
1972	Ellison, Willie	170	764	4.5	37	5
1973	McCutcheon, Lawrence	210	1,097	5.2	37	2
1974	McCutcheon, Lawrence	236	1,109	4.7	23	3
1975	McCutcheon, Lawrence	213	911	4.3	43	2
1976	McCutcheon, Lawrence	291	1,168	4.0	40	9
1977	McCutcheon, Lawrence	294	1,238	4.2	48	7
1978	Bryant, Cullen	178	658	3.7	26	7
1979	Tyler, Wendell	218	1,109	5.1	63t	9
1980	Bryant, Cullen	183	807	4.4	20	3
1981	Tyler, Wendell	260	1,074	4.1	69t	12
1982	Tyler, Wendell	137	564	4.1	54	9
1983	Dickerson, Eric	390	1,808	4.6	85t	18
1984	Dickerson, Eric	379	2,105	5.6	66	14
1985	Dickerson, Eric	292	1,234	4.2	43	12
1986	Dickerson, Eric	404	1,821	4.5	42t	11
1987	White, Charles	324	1,374	4.2	58	11
1988	Bell, Greg	288	1,212	4.2	44	16
1989	Bell, Greg	272	1,137	4.2	47	15
1990	Gary, Cleveland	204	808	4.0	48	14
1991	Delpino, Robert	214	688	3.2	36	9
1992	Gary, Cleveland	279	1,125	4.0	63	7
1993	Bettis, Jerome	294	1,429	4.9	71t	7
1994	Bettis, Jerome	319	1,025	3.2	19	3
1995	Bettis, Jerome	183	637	3.5	41	3
1996	Phillips, Lawrence	193	632	3.3	38	4
1997	Phillips, Lawrence	183	633	3.5	28	8
1998	Henley, June	88	313	3.6	22	3
1999	Faulk, Marshall	253	1,381	5.5	58	7
2000	Faulk, Marshall	253	1,359	5.4	36	18
2001	Faulk, Marshall	260	1,382	5.3	71t	12
2002	Faulk, Marshall	212	953	4.5	44	8
2003	Faulk, Marshall	209	818	3.9	52	10
2004	Faulk, Marshall	195	774	4.0	40	3
2005	Jackson, Steven	254	1,046	4.1	51	8
2006	Jackson, Steven	346	1,528	4.4	59t	13
2007	Jackson, Steven	237	1,002	4.2	54	5
2008	Jackson, Steven	253	1,042	4.1	56t	7
2009	Jackson, Steven	324	1,416	4.4	58	4
2010	Jackson, Steven	330	1,241	3.8	42t	6
2011	Jackson, Steven	260	1,145	4.4	47t	5
2012	Jackson, Steven	257	1,042	4.1	46	4
2013	Stacy, Zac	250	973	3.9	40t	7
2014	Mason, Tre	179	765	4.3	89t	4

## RECEIVING

Year	Player	No.	Yards	Avg.	Long	TD
1937	Busich, Sam	13	136	10.5		0
1938	Benton, Jim	21	418	19.9		5
1939	Spadacinni, Vic	32	292	9.1		1
1940	Benton, Jim	22	351	16.0		3
1941	Hickey, Howard (Red)	21	294	14.0	39	4
1942	Magnani, Dante	24	276	11.5	67	4
1943	Suspended Play/W.W. II					
1944	Benton, Jim	39	505	12.9	36	6
1945	Benton, Jim	45	1,067	23.7	84	8
1946	Benton, Jim	63	993	15.8	57	6
1947	Benton, Jim	35	511	14.6	43	6
1948	Fears, Tom	51	698	13.7	80	4
1949	Fears, Tom	77	1,013	13.2	51t	9
1950	Fears, Tom	84	1,116	13.3	53	7
1951	Hirsch, Elroy	66	1,495	22.7	91	17
1952	Fears, Tom	48	600	12.5	36	6
1953	Hirsch, Elroy	61	941	15.4	70	4
1954	Boyd, Bob	53	1,212	22.9	80	6
1955	Fears, Tom	44	569	12.9	31	2
1956	Clarke, Leon	36	650	18.1	60	4
1957	Hirsch, Elroy	32	477	14.9	45	6
1958	Shofner, Del	51	1,097	21.5	92	8
1959	Shofner, Del	47	936	19.9	72	7
1960	Phillips, Jim	52	883	17.0	61t	8
1961	Phillips, Jim	78	1,092	14.0	69t	5
1962	Phillips, Jim	60	875	14.6	65t	5
1963	Phillips, Jim	54	793	14.7	52	1
1964	McKeever, Marlin (TE)	41	582	14.2	46	1
1965	McDonald, Tom	67	1,036	15.5	51	9
1966	Moore, Tom (RB)	60	433	7.2	30t	3
1967	Casey, Bernie	53	871	16.4	57t	8
1968	Truax, Billy (TE)	35	417	11.9	22	3
1969	Snow, Jack	49	734	15.0	74t	6
1970	Snow, Jack	51	859	16.8	71	7
1971	Rentzel, Lance	38	534	14.1	41	5
1972	Snow, Jack	30	590	19.7	57	4
1973	Jackson, Harold	40	874	21.9	69	13
1974	McCutcheon, Lawrence (RB)	39	408	10.5	50	2
1975	Jackson, Harold	43	786	18.3	54	7
1976	Jackson, Harold	39	751	19.3	65	5
1977	Jackson, Harold	48	666	13.9	58	6
1978	Miller, Willie	50	767	15.3	52	5
1979	Dennard, Preston	43	766	17.8	50	4
1980	Bryant, Cullen (RB)	53	386	7.3	25	3
1981	Dennard, Preston	49	821	16.8	64	4
1982	Tyler, Wendell (RB)	38	375	9.9	40	4
1983	Barber, Mike (TE)	55	657	11.9	42t	3
1984	Ellard, Henry	34	622	18.3	63t	6
1985	Ellard, Henry	54	811	15.0	64t	5
1986	Ellard, Henry	34	447	13.1	34	4
1987	Ellard, Henry	51	799	15.7	81t	3
1988	Ellard, Henry	86	1,414	16.4	68	10
1989	Ellard, Henry	70	1,382	19.7	53	8
1990	Ellard, Henry	76	1,294	17.0	50t	4
1991	Ellard, Henry	64	1,052	16.4	38	3
1992	Gary, Cleveland (RB)	52	293	5.6	22	3
1993	Ellard, Henry	61	945	15.5	54	2
1994	Bailey, Johnny (RB)	58	516	8.9	28	7
1995	Bruce, Isaac	119	1,781	15.0	72	13
1996	Bruce, Isaac	84	1,338	15.9	70	7
1997	Lee, Amp (RB)	61	825	13.5	62	3
1998	Lee, Amp (RB)	64	667	10.4	44	2
1999	Faulk, Marshall (RB)	87	1,048	12.0	57t	5
2000	Bruce, Isaac	87	1,471	16.9	78t	9
2001	Faulk, Marshall (RB)	83	765	9.2	65t	9
2002	Holt, Torry	91	1,302	14.3	58	4
2003	Holt, Torry	117	1,696	14.5	48	12
2004	Holt, Torry	94	1,372	14.6	75t	10
2005	Holt, Torry	102	1,331	13.0	44	9
2006	Holt, Torry	93	1,188	12.8	67t	10
2007	Holt, Torry	93	1,189	12.8	40	7
2008	Holt, Torry	64	796	12.4	45t	3
2009	Avery, Donnie	47	589	12.5	50	5
2010	Amendola, Danny	85	689	8.1	36	3
2011	Lloyd, Brandon	51	683	13.4	37	5
<b>2012</b>	<b>Givens, Chris</b>	<b>42</b>	<b>698</b>	<b>16.6</b>	<b>65</b>	<b>3</b>
<b>2013</b>	<b>Cook, Jared (TE)</b>	<b>51</b>	<b>671</b>	<b>13.2</b>	<b>47</b>	<b>5</b>
<b>2014</b>	<b>Cook, Jared (TE)</b>	<b>52</b>	<b>634</b>	<b>12.2</b>	<b>59t</b>	<b>3</b>

## PUNTING

Year	Player	No.	Yards	Avg.	TB	In 20	Long	Blocks
1939	Hall, Parker	58		41.0			80	
1940	Hall, Parker	57		43.0			75	
1941	Hall, Parker	49		40.1			67	
1942	Jacobs, Jack	33		42.3			66	
1943	Suspended Play/W.W. II							
1944	Reisz, Albie	25		40.1			66	0
1945	Waterfield, Bob	39		40.7			68	0
1946	Waterfield, Bob	39	1,743	44.6			65	0
1947	Waterfield, Bob	59	2,500	42.4			86	1
1948	Waterfield, Bob	43	1,833	42.6			88	0
1949	Waterfield, Bob	49	2,177	44.4			61	1
1950	Waterfield, Bob	52	2,087	40.1			61	2
1951	Van Brocklin, Norm	48	1,992	41.5			62	1
1952	Van Brocklin, Norm	29	1,250	43.1			66	0
1953	Van Brocklin, Norm	60	2,529	42.2			57	0
1954	Van Brocklin, Norm	44	1,874	42.6			61	0
1955	Van Brocklin, Norm	60	2,676	44.6			61	0
1956	Van Brocklin, Norm	48	2,070	43.1			72	0
1957	Van Brocklin, Norm	54	2,392	44.3			71	0
1958	Shofner, Del	49	2,018	41.2			62	0
1959	Shofner, Del	48	2,004	41.8			66	1
1960	Shofner, Del	54	2,301	42.6			63	1
1961	Villanueva, Danny	46	1,845	40.1	1		53	0
1962	Villanueva, Danny	87	3,960	45.5	7		65	1
1963	Villanueva, Danny	81	3,678	45.4	0		68	0
1964	Villanueva, Danny	82	3,616	44.1	5		58	0
1965	Lothridge, Billy	42	1,619	38.5	3		55	1
1966	Kilgore, Jon	71	3,037	42.8	4		58	0
1967	Kilgore, Jon	68	2,872	42.2	6		68	2
1968	Studstill, Pat	81	3,207	39.6	4		58	0
1969	Studstill, Pat	80	3,259	40.7	9		60	0
1970	Studstill, Pat	67	2,618	39.1	6		53	0
1971	Studstill, Pat	70	2,896	41.4	6		60	0
1972	Chapple, Dave	53	2,344	44.2	3		70	0
1973	Chapple, Dave	51	2,079	40.8	6		65	1
1974	Burke, Mike	46	1,701	37.0	4		51	0
1975	Carrell, Duane	73	2,874	39.4	9		57	0
1976	Jackson, Rusty	77	3,006	39.0	6	16	61	0
1977	<i>Walker, Glen</i>	73	2,568	35.2	8	11	56	0
1978	Walker, Glen	83	3,069	37.0	5	26	61	2
1979	Clark, Ken	93	3,731	40.1	7	17	60	2
1980	Corral, Frank	76	3,004	39.5	5	15	65	1
1981	Corral, Frank	89	3,735	42.0	3	19	67	0
1982	Misko, John	45	1,961	43.6	2	10	59	1
1983	Misko, John	82	3,301	40.3	12	18	67	0
1984	Misko, John	74	2,866	38.7	9	21	58	0
1985	<i>Hatcher, Dale</i>	87	3,761	43.2	6	32	67	1
1986	Hatcher, Dale	97	3,740	38.6	5	26	57	0
1987	Hatcher, Dale	76	3,140	41.3	4	19	62	0
1988	Hatcher, Dale	36	1,424	39.6	1	13	54	0
1989	Hatcher, Dale	73	2,834	38.8	7	15	54	1
1990	<i>English, Keith</i>	68	2,663	39.2	2	8	58	1
1991	Hatcher, Dale	63	2,403	38.1	5	16	52	0
1992	Bracken, Don	76	3,122	41.1	4	20	59	0
1993	Landeta, Sean	42	1,825	43.5	7	7	66	0
1994	Landeta, Sean	78	3,494	44.8	9	23	62	0
1995	Landeta, Sean	83	3,679	44.3	12	23	63	0
1996	Landeta, Sean	78	3,491	44.8	9	23	70	0
1997	Horan, Mike	53	2,272	42.9	4	10	60	0
1998	Tuten, Rick	95	4,202	44.2	10	16	64	0
1999	Tuten, Rick	32	1,359	42.5	7	9	70	0
2000	<i>Baker, John</i>	43	1,736	40.4	5	13	59	1
2001	Baker, John	43	1,809	42.1	7	9	58	0
2002	Berger, Mitch	72	3,020	41.9	10	26	64	0
2003	Landeta, Sean	59	2,525	42.8	5	14	57	0
2004	Landeta, Sean	40	1,733	43.3	3	9	63	0
2005	Barker, Bryan	50	2,137	42.7	4	13	63	0
2006	Turk, Matt	69	3,132	45.4	7	26	74	1
2007	Jones, Donnie	78	3,684	47.2	9	18	80	0
2008	Jones, Donnie	82	4,100	50.0	7	20	68	0
2009	Jones, Donnie	90	4,212	46.8	10	34	63	0
2010	Jones, Donnie	94	4,276	45.5	4	20	63	0
2011	Jones, Donnie	105	4,652	44.3	9	29	65	1
2012	<b>Hekker, Johnny</b>	<b>82</b>	<b>3,756</b>	<b>45.8</b>	<b>4</b>	<b>22</b>	<b>68</b>	<b>0</b>
2013	<b>Hekker, Johnny</b>	<b>78</b>	<b>3,609</b>	<b>46.3</b>	<b>4</b>	<b>19</b>	<b>64</b>	<b>0</b>
2014	<b>Hekker, Johnny</b>	<b>80</b>	<b>3,721</b>	<b>46.5</b>	<b>5</b>	<b>33</b>	<b>61</b>	<b>1</b>

## FIELD GOALS

Year	Player	Att.	Made	Pct.	Long
1937	Snyder, Bob	1	1	1.000	30
1938	Peterson, Nelson	2	2	1.000	18
1939	Davis, Corby	2	1	.500	27
1940	Adams, Chet	5	1	.200	29
1941	Adams, Chet	2	1	.500	40
1942	Adams, Chet	6	3	.500	46
1943	Suspended Play/W.W. II				
1944	Zontini, Louis	6	3	.500	39
1945	Waterfield, Bob	3	1	.333	28
1946	Waterfield, Bob	11	6	.545	37
1947	Waterfield, Bob	16	7	.437	45
1948	Waterfield, Bob	11	6	.545	47
1949	Waterfield, Bob	17	9	.529	42
1950	Waterfield, Bob	14	7	.500	46
1951	Waterfield, Bob	23	13	.565	47
1952	Waterfield, Bob	19	11	.579	45
1953	Agajanian, Ben	23	10	.434	47
1954	Agajanian, Ben	25	13	.520	41
1955	Richter, Les	15	10	.667	41
1956	Richter, Les	15	8	.533	32
1957	Cothren, Paige	19	11	.579	44
1958	Cothren, Paige	25	14	.560	43
1959	Michaels, Lou	17	8	.470	40
1960	Villanueva, Danny	19	12	.631	36
1961	Villanueva, Danny	27	13	.481	38
1962	Villanueva, Danny	20	10	.500	51
1963	Villanueva, Danny	17	9	.529	47
1964	Gossett, Bruce	24	18	.750	44
1965	Gossett, Bruce	26	15	.577	49
1966	Gossett, Bruce	49	28	.571	48
1967	Gossett, Bruce	43	20	.465	47
1968	Gossett, Bruce	31	17	.548	37
1969	Gossett, Bruce	34	22	.647	44
1970	Ray, David	29	45	.644	46
1971	Ray, David	29	18	.620	49
1972	Ray, David	41	24	.585	45
1973	Ray, David	47	30	.638	49
1974	Ray, David	31	25	.806	48
1975	Dempsey, Tom	26	21	.808	51
1976	Dempsey, Tom	26	17	.654	49
1977	Septien, Rafael	30	18	.600	45
1978	Corral, Frank	43	29	.674	48
1979	Corral, Frank	25	13	.520	49
1980	Corral, Frank	30	16	.533	47
1981	Corral, Frank	26	17	.654	44
1982	Lansford, Mike	15	9	.600	39
1983	Nelson, Chuck	11	5	.455	41
1984	Lansford, Mike	33	25	.758	50
1985	Lansford, Mike	29	22	.759	52
1986	Lansford, Mike	24	17	.708	50
1987	Lansford, Mike	21	17	.810	48
1988	Lansford, Mike	32	24	.750	49
1989	Lansford, Mike	30	23	.767	48
1990	Lansford, Mike	24	15	.625	46
1991	Zendejas, Tony	17	17	1.000	50
1992	Zendejas, Tony	20	15	.750	49
1993	Zendejas, Tony	23	16	.696	54
1994	Zendejas, Tony	23	18	.783	47
1995	Biasucci, Dean	12	9	.750	51
1996	Lohmiller, Chip	25	21	.840	50
1997	Wilkins, Jeff	37	25	.675	52
1998	Wilkins, Jeff	26	20	.769	57
1999	Wilkins, Jeff	28	20	.714	51
2000	Wilkins, Jeff	17	17	1.000	51
2001	Wilkins, Jeff	29	23	.793	54
2002	Wilkins, Jeff	25	19	.760	47
2003	Wilkins, Jeff	42	39	.929	53
2004	Wilkins, Jeff	24	19	.792	53
2005	Wilkins, Jeff	31	27	.871	53
2006	Wilkins, Jeff	37	32	.864	53
2007	Wilkins, Jeff	32	24	.750	53
2008	Brown, Josh	36	31	.861	54
2009	Brown, Josh	24	19	.792	54
2010	Brown, Josh	39	33	.846	53
2011	Brown, Josh	28	21	.750	49
2012	Zuerlein, Greg	31	23	.741	60
2013	Zuerlein, Greg	28	26	.929	50
2014	Zuerlein, Greg	30	24	.800	56

## SCORING

Year	Player	TDR	TDP	TDRT	PAT	FG	TP
1937	Drake, Johnny (Zero)	3	2	0	0-0	0-0	30
1938	Benton, Jim	1	5	0	0-0	0-0	36
1939	Drake, Johnny (Zero)	9	0	0	0-0	0-0	54
1940	Drake, Johnny (Zero)	9	0	0	2-2	0-0	56
1941	Hickey, Howard (Red)	0	4	0	0-0	0-0	24
1942	Magnani, Dante	2	3	0	0-0	0-0	30
1943	Suspended Play/W.W. II						
1944	Zontini, Lou	3	1	0	14-16	3-6	47
1945	Waterfield, Bob	5	0	0	31-34	1-3	64
1946	Waterfield, Bob	1	0	0	37-37	6-11	61
1947	Waterfield, Bob	1	0	0	27-30	7-16	54
1948	Waterfield, Bob	0	0	0	38-44	6-11	56
1949	Waterfield, Bob	1	0	0	43-46	9-17	77
1950	Waterfield, Bob	1	0	0	54-58	7-14	91
1951	Hirsch, Elroy (WR-RB)	0	17	0	0-0	0-0	102
1952	Waterfield, Bob	1	0	0	44-45	11-19	83
1953	Agajanian, Ben	0	0	0	36-37	10-23	66
1954	Towler, Dan (RB)	11	0	0	0-0	0-0	66
1955	Richter, Les	0	0	0	30-31	13-22	69
1956	Richter, Les	0	0	0	36-38	8-15	60
1957	Cothren, Paige	0	0	0	38-39	11-19	71
1958	Cothren, Paige	0	0	0	42-43	14-25	84
1959	Shofner, Del (WR)	0	7	0	0-0	0-0	42
1960	Villanueva, Danny	0	0	0	28-28	12-19	64
1961	Villanueva, Danny	0	0	0	32-32	13-27	71
1962	Villanueva, Danny	0	0	0	26-27	10-20	56
1963	Villanueva, Danny	0	0	0	25-26	9-17	52
1964	Gossett, Bruce	0	0	0	31-32	18-24	85
1965	Gossett, Bruce	0	0	0	30-32	15-26	75
1966	Gossett, Bruce	0	0	0	29-29	28-49	113
1967	Gossett, Bruce	0	0	0	48-48	20-43	108
1968	Gossett, Bruce	0	0	0	37-37	17-31	88
1969	Gossett, Bruce	0	0	0	36-36	22-34	102
1970	Ray, David	0	0	0	34-34	29-45	121
1971	Ray, David	0	0	0	37-37	18-29	91
1972	Ray, David	0	0	0	31-31	24-41	103
1973	Ray, David	0	0	0	40-42	30-47	130
1974	Ray, David	0	0	0	25-31	9-16	52
1975	Dempsey, Tom	0	0	0	31-36	21-26	94
1976	Dempsey, Tom	0	0	0	36-44	17-26	87
1977	Septien, Rafael	0	0	0	32-35	18-30	86
1978	Corral, Frank	0	0	0	31-33	29-43	118
1979	Corral, Frank	0	0	0	36-39	13-25	75
1980	Corral, Frank	0	0	0	51-52	16-30	99
1981	Tyler, Wendell (RB)	12	5	0	0-0	0-0	102
1982	Tyler, Wendell (RB)	9	4	0	0-0	0-0	78
1983	Dickerson, Eric (RB)	18	2	0	0-0	0-0	120
1984	Lansford, Mike	0	0	0	37-38	25-33	112
1985	Lansford, Mike	0	0	0	38-39	22-29	104
1986	Lansford, Mike	0	0	0	34-35	17-24	85
1987	Lansford, Mike	0	0	0	36-38	17-21	87
1988	Lansford, Mike	0	0	0	45-48	24-32	117
1989	Lansford, Mike	0	0	0	51-51	23-30	120
1990	Gary, Cleveland (RB)	14	1	0	0-0	0-0	90
1991	Zendejas, Tony	0	0	0	25-26	17-17	76
1992	Zendejas, Tony	0	0	0	38-38	15-20	83
1993	Zendejas, Tony	0	0	0	23-25	16-23	71
1994	Zendejas, Tony	0	0	0	28-28	18-23	82
1995	Bruce, Isaac (WR)	0	13	0	1*	0-0	80
1996	Lohmiller, Chip	0	0	0	28-29	21-25	91
1997	Wilkins, Jeff	0	0	0	32-32	25-37	107
1998	Wilkins, Jeff	0	0	0	25-26	20-26	85
1999	Wilkins, Jeff	0	0	0	64-64	20-28	124
2000	Faulk, Marshall (RB)	26	0	0	2*	0-0	160
2001	Faulk, Marshall (RB)	21	0	0	1*	0-0	128
2002	Wilkins, Jeff	0	0	0	37-37	19-25	94
2003	Wilkins, Jeff	0	0	0	46-46	39-42	163
2004	Wilkins, Jeff	0	0	0	32-32	19-24	89
2005	Wilkins, Jeff	0	0	0	36-36	27-31	117
2006	Wilkins, Jeff	0	0	0	36-36	32-37	131
2007	Wilkins, Jeff	0	0	0	25-25	24-32	97
2008	Brown, Josh	0	0	0	19-19	31-36	112
2009	Brown, Josh	0	0	0	16-16	19-24	73
2010	Brown, Josh	0	0	0	26-27	33-39	125
2011	Brown, Josh	0	0	0	18-18	21-28	81
2012	Zuerlein, Greg	0	0	0	26-26	23-31	95
2013	Zuerlein, Greg	0	0	0	34-34	26-28	112
2014	Zuerlein, Greg	0	0	0	34-35	24-30	106

\*2-point Conversion



**KICKOFF RETURNS**

<b>Year</b>	<b>Player</b>	<b>No.</b>	<b>Yards</b>	<b>Avg.</b>	<b>Long</b>	<b>TD</b>
1942	Magnani, Dante .....	11	250	22.7	37	0
1943	Suspended Play/W.W. II					
1944	Reisz, Al .....	12	285	23.7	44	0
1945	Gehrke, Fred .....	9	173	19.2	30	0
1946	Gehrke, Fred .....	8	186	23.2	28	0
1947	Harmon, Tom .....	9	208	23.1	34	0
1948	Gehrke, Fred .....	17	464	27.3	92t	1
1949	<i>Kalmanir, Tom</i> .....	18	403	22.4	57	0
1950	Smith, Verda (Vitamin T.) ...	22	742	33.7	97t	3
1951	Davis, Glenn .....	9	179	19.9	33	0
1952	<i>Quinlan, Skeet</i> .....	17	440	25.9	56	0
1953	Lewis, Woodley .....	32	830	25.9	69	0
1954	Lewis, Woodley.....	34	836	24.6	88t	1
1955	<i>Waller, Ron</i> .....	17	461	27.1	39	0
1956	<i>Wilson, Tom</i> .....	15	477	31.8	103t	1
1957	Arnett, Jon .....	18	504	28.0	98t	1
1958	Arnett, Jon.....	16	331	20.7	32	0
1959	Matson, Ollie .....	16	367	22.9	48	0
1960	Arnett, Jon.....	17	416	24.5	43	0
1961	Bass, Dick .....	23	698	30.3	64	0
1962	Atkins, Pervis .....	28	676	24.1	41	0
1963	Shannon, Carver .....	28	823	29.4	99t	1
1964	Shannon, Carver.....	18	442	24.6	40	0
1965	Smith, Bob .....	17	451	26.9	56	0
1966	Williams, Clarence .....	15	420	28.0	81	0
1967	<i>Ellison, Willie</i> .....	13	340	26.2	58	0
1968	Smith, Ron .....	26	718	27.6	94t	1
1969	Smith, Ron .....	27	585	21.6	37	0
1970	Haymond, Alvin .....	35	1,022	29.2	98t	1
1971	Williams, Travis .....	25	743	29.7	105t	1
1972	Ellison, Willie .....	14	345	24.6	32	0
1973	Bryant, Cullen .....	13	369	28.4	93	1
1974	Bryant, Cullen .....	23	617	26.8	84	1
1975	McGee, Willie .....	17	404	23.8	46	0
1976	Bryant, Cullen .....	16	459	28.7	90	1
1977	<i>Tyler, Wendell</i> .....	24	523	21.8	27	0
1978	Latin, Jerry .....	22	467	21.2	41	0
1979	<i>Hill, Drew</i> .....	40	803	20.1	39	0
1980	Hill, Drew .....	43	880	20.5	98t	1
1981	Hill, Drew.....	60	1,170	19.5	50	0
1982	<i>Redden, Barry</i> .....	22	502	22.8	85	0
1983	Redden, Barry .....	18	358	18.8	43	0
1984	Redden, Barry .....	23	530	23.0	40	0
1985	Brown, Ron .....	28	918	32.8	98t	3
1986	Brown, Ron .....	36	794	22.1	55	0
1987	Brown, Ron .....	27	581	21.5	95t	1
1988	Brown, Ron .....	19	401	21.1	73	0
1989	Brown, Ron .....	47	968	20.6	74	0
1990	Green, Gaston .....	25	560	22.4	99t	1
1991	Turner, Vernon .....	24	457	19.0	36	0
1992	Turner, Vernon .....	29	569	19.6	35	0
1993	<i>Boykin, Deral</i> .....	13	216	16.6	35	0
1994	Lang, David .....	27	626	23.2	57	0
1995	Thomas, J.T. ....	32	752	23.5	46	0
1996	Thomas, J.T.....	30	643	21.4	43	0
1997	<i>Thompson, David</i> .....	49	1,110	22.7	56	0
1998	Horne, Tony .....	56	1,306	23.3	102t	1
1999	Horne, Tony .....	30	892	29.7	101t	2
2000	Horne, Tony .....	57	1,379	24.2	103t	1
2001	Canidate, Trung .....	36	748	20.8	40	0
2002	Wilkins, Terrence .....	47	1,074	22.9	42	0
2003	<i>Harris, Arlen</i> .....	51	1,175	23.0	42	0
2004	Harris, Arlen .....	47	951	20.2	29	0
2005	Johnson, Chris .....	38	857	22.6	99t	1
2006	Ponder, Willie.....	26	605	23.3	40	0
2007	Hall, Dante .....	29	729	25.1	84	0
2008	Hall, Dante .....	37	763	20.6	41	0
2009	Amendola, Danny .....	66	1,618	24.5	58	0
2010	Amendola, Danny .....	50	1,142	22.8	84	0
2011	Porter, Quinn.....	25	554	22.2	32	0
<b>2012</b>	<b><i>Givens, Chris</i></b> .....	<b>23</b>	<b>539</b>	<b>23.4</b>	<b>48</b>	<b>0</b>
<b>2013</b>	<b><i>Austin, Tavon</i></b> .....	<b>18</b>	<b>398</b>	<b>22.1</b>	<b>32</b>	<b>0</b>
<b>2014</b>	<b><i>Cunningham, Benny</i></b> .....	<b>35</b>	<b>963</b>	<b>27.5</b>	<b>75</b>	<b>0</b>

## PUNT RETURNS

Year	Player	No.	FC	Yards	Avg.	Long	TD
1941	Hall, Parker	13		125	9.6	25	0
1942	Hall, Parker	12		148	12.3	32	0
1943	Suspended Play/W.W. II						
1944	Kabealo, Mike	7		64	9.1	16	0
1945	Gehrke, Fred	8		120	15.0	49	0
1946	Gehrke, Fred	8		59	7.3	20	0
1947	Harmon, Tom	27		392	14.5	88t	1
1948	Horvath, Les	13		203	15.6	27	0
1949	Smith, Verda (Vitamin T.)	27		427	15.8	85t	1
1950	Smith, Verda (Vitamin T.)	22		218	9.9	30	0
1951	Smith, Verda (Vitamin T.)	12		139	11.6	37	0
1952	Lewis, Woodley	19		351	18.5	83t	2
1953	Lewis, Woodley	35		267	7.6	78	1
1954	Lewis, Woodley	22		82	3.7	16	0
1955	Waller, Ron	14		60	4.3	21	0
1956	Sherman, Will	12		100	8.3	76	1
1957	Arnett, Jon	14		85	6.1	22	0
1958	Arnett, Jon	18		223	12.4	58	0
1959	Arnett, Jon	17		184	10.8	71t	1
1960	Bass, Dick	11		62	5.6	22	0
1961	Arnett, Jon	10		75	7.5	17	0
1962	Atkins, Pervis	11	5	94	8.5	45	0
1963	Shannon, Carver	15	11	132	8.8	29	0
1964	Shannon, Carver	15	6	81	5.4	22	0
1965	Stiger, Jim	13	2	106	8.2	22	0
1966	Stiger, Jim	33	7	259	7.8	49	0
1967	Cross, Irv	17	6	136	8.0	39	0
1968	Meador, Ed	17	15	136	8.0	40	0
1969	Haymond, Alvin	33	8	435	13.2	52	0
1970	Haymond, Alvin	53	15	376	7.1	30	0
1971	Haymond, Alvin	24	11	123	5.1	28	0
1972	Bertelsen, Jim	16	3	232	14.5	60	0
1973	Bertelsen, Jim	26	10	259	10.0	34	0
1974	Bertelsen, Jim	11	4	132	12.0	19	0
1975	Bertelsen, Jim	11	1	143	13.0	38	0
1976	Bryant, Cullen	29	2	321	11.1	25	0
1977	Bryant, Cullen	20	1	141	7.1	26	0
1978	Wallace, Jackie	52	5	618	11.9	58	0
1979	Brown, Eddie	56	19	332	5.9	30	0
1980	Irvin, LeRoy	42	7	296	7.0	26	0
1981	Irvin, LeRoy	46	6	615	13.4	84t	3
1982	Irvin, LeRoy	22	1	243	11.0	63t	1
1983	Ellard, Henry	16	4	217	13.6	72t	1
1984	Ellard, Henry	30	3	403	13.4	83t	2
1985	Ellard, Henry	37	9	501	13.5	80t	1
1986	Ellard, Henry	14	11	127	9.1	20	0
1987	Ellard, Henry	15	6	107	7.1	29	0
1988	Hicks, Clifford	25	0	144	5.8	13	0
1989	Henley, Darryl	29	19	273	9.4	25	0
1990	Henley, Darryl	19	4	195	10.3	26	0
1991	Turner, Vernon	23	4	201	8.7	29	0
1992	Turner, Vernon	28	6	207	7.4	23	0
1992	Turner, Vernon	28	6	207	7.4	23	0
1993	Buchanan, Richard	8	1	41	5.1	12	0
1994	Bailey, Johnny	19	4	153	8.1	24	0
1995	Kinchen, Todd	53	7	416	7.8	27	0
1996	Kennison, Eddie	29	16	643	14.6	78t	2
1997	Kennison, Eddie	34	20	247	7.3	43	0
1998	Kennison, Eddie	40	25	415	10.4	71t	1
1999	Hakim, Az-Zahir	44	22	461	10.5	84t	1
2000	Hakim, Az-Zahir	32	17	489	15.3	86t	1
2001	Hakim, Az-Zahir	36	12	330	9.2	32	0
2002	Wilkins, Terrence	25	13	242	9.7	55	0
2003	Groce, DeJuan	19	3	135	7.1	19	0
2004	McDonald, Shaun	30	18	143	4.8	39	0
2005	Looker, Dane	8	2	69	8.6	17	0
2006	McDonald, Shaun	23	14	172	7.5	33	0
2007	Hall, Dante	19	6	286	15.1	85t	1
2008	Stanley, Derek	11	4	101	9.2	33	0
2009	Amendola, Danny	31	11	360	11.6	56	0
2010	Amendola, Danny	40	18	452	11.3	42	0
2011	Pettis, Austin	15	10	139	9.3	39	0
2012	Amendola, Danny	17	10	122	7.2	22	0
2013	Austin, Tavon	33	11	280	8.5	98t	1
2014	Austin, Tavon	35	23	391	11.2	78t	1



## INTERCEPTIONS

Year	Player	No.	Yards	Avg.	Long	TD
1941	Drake, Johnny (Zero)	2	66	33.0	54	0
1942	Jacobs, Jack	4	22	5.5	22	0
1943	Suspended Play/W.W. II					
1944	Colella, Tom	4	53	13.3	19	0
1945	Waterfield, Bob	6	92	15.3	29	0
1946	Waterfield, Bob	5	72	14.4	28	0
1947	Harmon, Tom	8	136	17.0	36	1
1948	Naumetz, Fred	4	75	18.8	68	0
1949	Sims, George	9	78	8.7	27	1
1950	Lewis, Woodley	12	275	22.9	36	0
1951	Hecker, Norb	3	74	24.7	36	0
1952	Lane, Dick (Night Train)	14	298	21.3	80t	2
1953	Hecker, Norb	7	91	13.0	24	0
1954	Sherman, Will	6	70	11.7	28	0
1955	Sherman, Will	11	101	9.2	36	0
1956	Sherman, Will	4	122	30.5	95t	1
1957	Richter, Les	4	60	15.0	25	0
1958	Burroughs, Don	7	72	10.3	46	0
1959	Meador, Ed	3	3	1.0	3	0
1960	Britt, Charley	5	117	23.4	73t	1
1961	Crow, Lindon	6	117	19.5	31	0
1962	Crow, Lindon	5	100	20.0	65t	1
1963	Meador, Ed	6	38	6.3	20	0
1964	Richardson, Jerry	5	146	29.2	41	0
1965	Martin, Aaron	2	60	30.0	37t	1
1966	Williams, Clarence	8	97	12.1	32t	1
1967	Meador, Ed	8	103	12.9	30t	2
1968	Williams, Clarence	7	51	7.3	36	0
1969	Meador, Ed	5	97	19.4	38t	2
1970	Williams, Clarence	5	108	21.6	65t	1
1971	Howard, Gene	6	99	16.5	35	0
1972	Nettles, Jim	6	168	28.0	43	0
1973	Stukes, Charlie	5	104	20.8	42	0
1974	Elmendorf, Dave	7	186	26.6	57t	2
1975	Simpson, Bill	6	90	15.0	29	0
1976	Jackson, Monte	10	173	17.3	46	3
1977	Simpson, Bill	6	157	26.2	42	0
1978	Perry, Rod	8	117	14.6	44t	3
1979	Cromwell, Nolan	5	109	21.8	34	0
1980	Cromwell, Nolan	8	140	17.5	34	1
1981	Cromwell, Nolan	5	94	18.8	94t	1
1982	Perry, Rod	3	57	19.0	33	0
1983	Collins, Kirk	5	113	22.6	58	0
1984	Irvin, LeRoy	5	166	33.2	81t	2
1985	Green, Gary	6	84	14.0	41t	1
1986	Gray, Jerry	8	101	12.6	28	0
1987	Irvin, LeRoy	2	47	23.5	47t	1
1988	Johnson, Johnnie	4	18	4.5	11	0
1989	Gray, Jerry	6	48	8.0	27t	1
1990	Humphery, Bobby	4	52	13.0	44t	1
1991	Gray, Jerry	3	83	27.7	59t	1
1992	Henley, Darryl	4	41	10.3	25	0
1993	Bailey, Robert	2	41	20.5	41	0
1994	Pope, Marquez	3	66	22.0	51	0
1995	Wright, Toby	6	79	13.2	27	0
1996	Lyle, Keith	9	152	16.9	68	0
1997	McNeil, Ryan	9	127	14.1	75t	1
1998	Lyght, Todd	3	30	10.0	17	0
	Lyle, Keith	3	20	6.7	20	0
1999	Lyght, Todd	6	112	18.7	57t	1
2000	McCleon, Dexter	8	28	3.5	23	0
2001	Bly, Dre'	6	150	25.0	93t	2
2002	Herring, Kim	3	38	12.7	36	0
2003	Fisher, Travis	4	205	51.3	74t	2
	Williams, Aeneas	4	82	20.5	46t	1
	Butler, Jerametrios	4	72	18.0	45	0
	Polley, Tommy (LB)	4	32	8.0	22	0
2004	Butler, Jerametrios	5	15	3.0	10	0
2005	Furrey, Mike	4	143	35.8	67t	1
2006	Bartell, Ron	3	63	21.0	38t	1
	Hill, Tye	3	20	6.7	14	0
	Brown, Fakhir	3	17	5.7	20	0
	Atogwe, Oshiomogho	3	8	2.7	7	0
2007	Atogwe, Oshiomogho	8	125	15.6	52t	1
2008	Atogwe, Oshiomogho	5	91	18.2	43	0
2009	Butler, James	3	17	5.6	17	0
2010	Feltcher, Bradley	4	41	10.3	28	0
2011	Gordy, Josh	3	37	12.3	30	0
<b>2012</b>	<b>Jenkins, Janoris</b>	<b>4</b>	<b>150</b>	<b>37.5</b>	<b>41t</b>	<b>3</b>
<b>2013</b>	<b>Johnson, Trumaine</b>	<b>3</b>	<b>36</b>	<b>12.0</b>	<b>29</b>	<b>0</b>
<b>2014</b>	<b>Johnson, Trumaine</b>	<b>3</b>	<b>69</b>	<b>23.0</b>	<b>43t</b>	<b>1</b>

**TACKLES** (Unofficial)

<b>Year</b>	<b>Player</b>	<b>Solo</b>	<b>Assists</b>	<b>Total</b>
1962	McKeever, Marlin (LB)	58	31	89
1963	Pardee, Jack (LB)	46	25	71
1964	Jones, David (DE)	75	22	97
1965	Jones, David (DE)	68	27	95
1966	Jones, David (DE)	98	14	112
1967	Jones, David (DE)	100	39	139
1968	Jones, David (DE)	87	23	110
1969	Jones, David (DE)	59	55	114
1970	Pottios, Myton (LB)	62	26	88
1971	McKeever, Marlin (LB)	76	32	108
1972	Robinson, Isiah (LB)	59	23	82
1973	Reynolds, Jack (LB)	58	28	86
1974	Reynolds, Jack (LB)	72	29	101
1975	Reynolds, Jack (LB)	74	38	112
1976	Reynolds, Jack (LB)	89	31	120
1977	Elmendorf, Dave (S)	59	35	94
1978	Youngblood, Jim (LB)	80	43	120
1979	Reynolds, Jack (LB)	83	61	144
1980	Reynolds, Jack (LB)	81	38	119
1981	Ekern, Carl (LB)	85	46	131
1982	Andrews, George (LB)	47	20	67
1983	Ekern, Carl (LB)	94	36	130
1984	Collins, Jim (LB)	142	43	185
1985	Collins, Jim (LB)	103	37	140
1986	Newsome, Vince (S)	91	22	113
1987	Collins, Jim (LB)	78	12	90
1988	Ekern, Carl (LB)	64	29	93
1989	Newsome, Vince (S)	64	25	89
1990	Newsome, Vince (S)	74	18	92
1991	Kelm, Larry (LB)	88	17	105
1992	Greene, Kevin (LB)	75	12	87
1993	Phifer, Roman (LB)	96	21	117
1994	Conlan, Shane (LB)	82	24	106
1995	Phifer, Roman (LB)	106	43	149
1996	Phifer, Roman (LB)	123	47	170
1997	Jones, Robert (LB)	72	43	115
1998	Jenkins, Billy (S)	90	31	121
1999	Fletcher, London (LB)	80	58	138
2000	Fletcher, London (LB)	117	76	193
2001	Fletcher, London (LB)	113	76	189
2002	Archuleta, Adam (S)	101	48	149
2003	Tinoisamo, Pisa (LB)	70	51	121
2004	Tinoisamo, Pisa (LB)	100	45	145
2005	Tinoisamo, Pisa (LB)	91	43	134
2006	Witherspoon, Will (LB)	104	32	136
2007	Witherspoon, Will (LB)	103	29	132
2008	Tinoisamo, Pisa (LB)	88	47	135
<b>2009</b>	<b>Laurinaitis, James (LB)</b>	<b>98</b>	<b>48</b>	<b>146</b>
<b>2010</b>	<b>Laurinaitis, James (LB)</b>	<b>98</b>	<b>16</b>	<b>114</b>
<b>2011</b>	<b>Laurinaitis, James (LB)</b>	<b>101</b>	<b>41</b>	<b>142</b>
<b>2012</b>	<b>Laurinaitis, James (LB)</b>	<b>132</b>	<b>42</b>	<b>174</b>
<b>2013</b>	<b>Ogletree, Alec (LB)</b>	<b>124</b>	<b>31</b>	<b>155</b>
<b>2014</b>	<b>Ogletree, Alec (LB)</b>	<b>110</b>	<b>59</b>	<b>169</b>

**SACKS** (Not an official sack until 1982)

<b>Year</b>	<b>Player</b>	<b>No.</b>	<b>Year</b>	<b>Player</b>	<b>No.</b>
1950	Jack Zilly (DE)	7.0	1983	Jack Youngblood (DE)	10.5
1951	Larry Brink (DE)	3.0	1984	Jack Youngblood (DE)	9.5
1952	Andy Robustelli (DE)	7.5	1985	Mike Wilcher (LB)	12.5
1953	Andy Robustelli (DE)	8.0	1986	Gary Jeter (DE)	8.0
1954	Andy Robustelli (DE)	4.0	1987	Gary Jeter (DE)	7.0
1955	Andy Robustelli (DE)	6.0	1988	Kevin Greene (LB)	16.5
1956	Paul Miller (DE)	6.0	1989	Kevin Greene (LB)	16.5
1957	Dick Daugherty (LB)	8.0	1990	Kevin Greene (LB)	13.0
1958	Lou Michaels (DE)	6.0	1991	Kevin Greene (LB)	3.0
1959	George Struger (DT)	5.0		Gerald Robinson (DE)	3.0
1960	Gene Brito (DE)	7.0	1992	Kevin Greene (LB)	10.0
1961	Lamar Lundy (DE)	11.0	1993	Sean Gilbert (DT)	10.5
1962	Deacon Jones (DE)	12.0	1994	Robert Young (DE)	6.5
1963	Lamar Lundy (DE)	9.0	1995	D'Marco Farr (DT)	11.0
1964	Deacon Jones (DE)	22.0	1996	Kevin Carter (DE)	9.5
1965	Deacon Jones (DE)	19.0	1997	Leslie O'Neal (DE)	10.0
1966	Deacon Jones (DE)	18.0	1998	Kevin Carter (DE)	12.0
1967	Deacon Jones (DE)	21.0	1999	Kevin Carter (DE)	17.0
1968	Deacon Jones (DE)	22.0	2000	Grant Wistrom (DE)	11.0
1969	Deacon Jones (DE)	15.0	2001	Leonard Little (DE)	14.5
1970	Deacon Jones (DE)	12.0	2002	Leonard Little (DE)	12.0
1971	Coy Bacon (DE)	11.0	2003	Leonard Little (DE)	12.5
1972	Coy Bacon (DE)	11.5	2004	Bryce Fisher (DE)	8.5
1973	Jack Youngblood (DE)	16.5	2005	Leonard Little (DE)	9.5
1974	Jack Youngblood (DE)	15.0	2006	Leonard Little (DE)	13.0
1975	Jack Youngblood (DE)	15.0	2007	Will Witherspoon (LB)	7.0
1976	Jack Youngblood (DE)	14.5	2008	James Hall (DE)	6.5
	Larry Brooks (DT)	14.5	2009	Leonard Little (DE)	6.5
1977	Jack Youngblood (DE)	8.5	2010	James Hall (DE)	10.5
1978	Larry Brooks (DE)	8.0	<b>2011</b>	<b>Chris Long (DE)</b>	<b>13.0</b>
1979	Jack Youngblood (DE)	18.0	<b>2012</b>	<b>Chris Long (DE)</b>	<b>11.5</b>
1980	Jack Youngblood (DE)	11.5	<b>2013</b>	<b>Robert Quinn (DE)</b>	<b>19.0</b>
1981	Jack Youngblood (DE)	12.5	<b>2013</b>	<b>Robert Quinn (DE)</b>	<b>10.5</b>
1982	Mike Fanning (DT)	5.0			

# INDIVIDUAL RECORDS

## SERVICE

### Most Seasons

20	Jackie Slater, 1976-95
15	Charlie Cowan, 1961-75 Joe Scibelli, 1961-75 Merlin Olsen, 1962-76
14	Jack Youngblood, 1971-84 Doug Smith, 1978-91 Isaac Bruce, 1994-2007

### Most Games Played

259	Jackie Slater, 1976-95
208	Merlin Olsen, 1962-76
206	Charlie Cowan, 1961-75

### Most Consecutive Games Played

201	Jack Youngblood, 1971-84
198	Merlin Olsen, 1962-76
184	Tom Mack, 1966-1978

## SCORING

### Most Seasons Leading Team

9	Jeff Wilkins, 1997-99, 2002-07
7	Bob Waterfield, 1946-52
6	Bruce Gossett, 1964-69 Mike Lansford, 1982-90

### Most Consecutive Seasons Leading Team

6	Bruce Gossett, 1964-69 Mike Lansford, 1984-89 Bob Waterfield, 1945-50 Jeff Wilkins, 2002-07
5	David Ray, 1970-74
4	Danny Villaneuva, 1960-63 Tony Zendejas, 1991-94

## POINTS

### Career

1,223	Jeff Wilkins, 1997-2007 (428 pat, 265 fg)
789	Mike Lansford, 1982-90 (315 pat, 158 fg)
573	Bob Waterfield, 1945-52 (13 td, 315 pat, 60 fg)

### Season

163	Jeff Wilkins, 2003 (39 fg, 46 pat)
160	Marshall Faulk, 2000 (26 td, 2 two-point conv.)
131	Jeff Wilkins, 2006 (32 fg, 35 pat)

### Season, Rookie

120	Eric Dickerson, 1983 (20 td)
118	Frank Corral, 1978 (31 pat, 29 fg)
<b>95</b>	<b>Greg Zuerlein, 2012 (26 pat, 23 fg)</b>

### Game

24	Bob Shaw, vs. Washington, 12/11/49 (4 td) Elroy Hirsch, vs. New York Yanks, 9/28/51 (4 td) Harold Jackson, vs. Dallas, 10/14/73 (4 td) Az-Zahir Hakim, @ Cincinnati, 10/3/99 (4 td) Isaac Bruce, vs. San Francisco, 10/10/99 (4 td) Marshall Faulk, @ San Francisco, 10/29/00 (4 td) Marshall Faulk, vs. Minnesota, 12/10/00 (4 td) Marshall Faulk, @ Tampa Bay, 12/18/00 (4 td) Marshall Faulk, vs. Indianapolis, 12/30/01 (4 td) Marshall Faulk, vs. Seattle, 10/20/02 (4 td) Steven Jackson, @ Minnesota, 12/31/06 (4 td)
21	Jeff Wilkins, vs. San Diego, 10/1/00 (5 fg, 6 pat)
18	Many times, last by Tavon Austin, at Indianapolis 11/10/13 (3 td)

### Game, Opponent

26	Gordy Soltau, @ San Francisco, 10/28/51 (3 td, 1 fg, 5 pat)
24	Many times, last by Ron Moore, @ Phoenix, 12/4/93 (4 td)
21	Two times, last by Rich Karlis, @ Minnesota, 11/15/89 (7 fg)

## TOUCHDOWNS

### Career

85	Marshall Faulk, 1999-2006 (58 r, 27 p)
84	Isaac Bruce, 1994-2007 (84 p)
74	Torry Holt, 1999-2008 (74 p)

### Season

26	Marshall Faulk, 2000 (18 r, 8 p)
21	Marshall Faulk, 2001 (12 r, 9 p)
20	Eric Dickerson, 1983 (18 r, 2 p)

### Game

4	Bob Shaw, vs. Washington, 12/11/49 (4 p) Elroy Hirsch, vs. New York Yanks, 9/28/51 (4 p) Harold Jackson, vs. Dallas, 10/14/73 (4 p) Az-Zahir Hakim, @ Cincinnati, 10/3/99 (3p, 1 pr) Isaac Bruce, vs. San Francisco, 10/10/99 (4 p) Marshall Faulk, @ San Francisco, 10/29/00 (2 r, 2 p) Marshall Faulk, vs. Minnesota, 12/10/00 (4 r) Marshall Faulk, @ Tampa Bay, 12/18/00 (3 r, 1 p) Marshall Faulk, vs. Indianapolis, 12/30/01 (3 r, 1 p) Marshall Faulk, vs. Seattle, 10/20/02 (3 r, 1 p) Steven Jackson, @ Minnesota, 12/31/06 (3 r, 1 p)
<b>3</b>	<b>Many times, last by Tre Mason, vs. Oak., 11/30/14 (2 run, 1 rec.)</b>
<b>2</b>	<b>Many times, Last by Tavon Austin, vs. SF., 11/01/15 (1 run, 1 rec.)</b>

### Game, Opponent

4	Lenny Moore, @ Baltimore, 10/16/60 (4 r) Ron Moore, @ Phoenix, 12/4/93 (4 r)
3	Many times, last by Torrey Smith, Baltimore, 9/25/11
2	Many times, Last by M. Jones (2 rec) vs. Washington 9/20/15

### Most Consecutive Games Scoring Touchdown

11	Elroy Hirsch, 1950-51
10	Eric Dickerson, 1983 Greg Bell, 1988-89
9	Marshall Faulk, 2001-02

## POINTS AFTER TOUCHDOWN

### Most Attempted, Career

429	Jeff Wilkins, 1997-2007
336	Bob Waterfield, 1945-52
325	Mike Lansford, 1982-90

### Most Attempted, Season

64	Jeff Wilkins, 1999
58	Bob Waterfield, 1950
52	Frank Corral, 1980

### Most Attempted, Game

9	Bob Waterfield vs. Baltimore, 10/22/50
8	Paige Cothren, vs. San Francisco, 11/9/58 Tom Dempsey, vs. Atlanta, 12/4/76 Chip Lohmiller, vs. Atlanta, 11/10/96
7	Many times, last by Greg Zuerlein, vs. Oak., 11/30/14

### Most Made, Career

428	Jeff Wilkins, 1997-2007
315	Bob Waterfield, 1945-52

\*NFL Record

† Ties NFL Record

Mike Lansford, 1982-90  
 211 Bruce Gossett, 1964-69  
**Most Made, Season**  
 64 Jeff Wilkins, 1999  
 58 Jeff Wilkins, 2001  
 54 Bob Waterfield, 1950  
**Most Made, Game**  
 +9 Bob Waterfield, vs. Baltimore, 10/22/50  
 8 Paige Cothren, vs. San Francisco, 11/9/58  
 7 Bob Waterfield, @ New York Giants, 11/14/48  
 Bruce Gossett, vs. New York Giants, 11/13/66  
 Jeff Wilkins, vs. Carolina 11/11/01  
 Greg Zuerlein, vs. Oakland, 11/30/14  
**Most Made, Game, Opponent**  
 8 Tom Feamster, @ Baltimore, 11/25/56  
 Cliff Patton, @ Philadelphia, 10/7/50  
 7 Bob Jencks, vs. Chicago, 10/13/63  
 6 Many times, last by S. Gostkowski, vs. NE, 10/28/12

**Most Consecutive Made**  
 371 Jeff Wilkins, 1999-2007  
 165 Bruce Gossett, 1965-69  
 102 David Ray, 1970-72  
**Highest Percentage Made, Career (80 attempts)**  
 99.8 Jeff Wilkins, 1997-2007 (403-404)  
**99.1 Greg Zuerlein, 2012-present (108-109)**  
 98.7 Josh Brown, 2008-11 (79-80)  
 98.2 Danny Villanueva, 1960-63 (111-113)  
**Most Made, No Misses, Season**  
 64 Jeff Wilkins, 1999  
 58 Jeff Wilkins, 2001  
 51 Mike Lansford, 1989

#### TWO-POINT CONVERSIONS

**Most Two Point Conversions, Career**  
 7 Marshall Faulk, 1999-2006  
 3 Isaac Bruce, 1994-2007  
 2 Jerome Bettis, 1993-95  
 Tony Banks, 1996-98  
 Ricky Proehl, 1998-2002  
**Most Two Point Conversions, Season**  
 2 Jerome Bettis, 1994  
 Marshall Faulk, 2000  
 Marshall Faulk, 2004  
 1 Many times, last by Sam Bradford, Benny  
 Cunningham & Isaiah Pead, 2013  
**Most Two Point Conversions, Game**  
 2 Marshall Faulk, vs. Atlanta, 10/15/00 (2 runs)  
 1 Many times, last by Jared Cook, vs. San Francisco,

11/01/15  
**Most Two Point Conversions, Opponent, Season**  
 2 Terance Mathis, Atlanta, 1994  
 2 Reggie Bush, New Orleans, 2007  
**Most Two Point Conversions, Opponent, Game**  
 2 Reggie Bush, @ New Orleans, 11/11/07 (2 runs)  
 1 Many times, last by Marshawn Lynch, vs. Sea.,  
 9/13/15 (rush)

#### FIELD GOALS

**Most Attempted, Career**  
 328 Jeff Wilkins, 1997-2007  
 217 Mike Lansford, 1982-90  
 207 Bruce Gossett, 1964-69  
**Most Attempted, Season**  
 49 Bruce Gossett, 1966  
 47 David Ray, 1973  
 45 David Ray, 1970  
**Most Attempted, Game**  
 7 Bob Waterfield, vs. Detroit, 12/9/51  
 Jeff Wilkins, vs. Denver, 9/10/06  
 6 Five times, last by David Ray, @ New Orleans,

11/26/72  
 5 Many times, last by Greg Zuerlein, vs. Denver, 11/17/14  
**Most Attempted, Opponent, Game**  
 7 Rich Karlis, @ Minnesota, 11/5/89  
 6 Five times, last by John Carney, vs. New Orleans,  
 9/26/04  
 5 Many times, last by Blair Walsh, vs. MIN, 12/16/12

**Most Made, Career**  
 265 Jeff Wilkins, 1997-2007  
 158 Mike Lansford, 1982-90  
 120 Bruce Gossett, 1964-69

**Most Made, Season**  
 39 Jeff Wilkins, 2003  
 33 Josh Brown, 2010  
 32 Jeff Wilkins, 2006

**Most Made, Season, Rookie**  
 29 Frank Corral, 1978  
**23 Greg Zuerlein, 2012**  
 18 Bruce Gossett, 1964  
 Rafael Septien, 1977

**Most Made, Game**  
 6 Jeff Wilkins, vs. Denver, 9/10/06  
**5 Four times, last by Greg Zuerlein, vs. Denver, 11/16/14**  
**4 Many times, last by Greg Zuerlein, at Tampa Bay,**  
 9/14/14

**Most Made, Opponent, Game**  
 7 Rich Karlis, @ Minnesota 11/5/89  
 5 Seven times, last by Blair Walsh, vs. MIN, 12/16/12  
 4 Many times, last by David Akers, @ San Francisco,  
 12/4/11

**Most Consecutive Field Goals Made**  
 30 Jeff Wilkins, 1999-2001  
 19 Jeff Wilkins, 2003  
 17 Tony Zendejas, 1991

**Most Consecutive Games, Made Field Goal**  
 27 Jeff Wilkins, 2002-04  
 20 David Ray, 1970-71  
 19 Bruce Gossett, 1967-68

**Longest Field Goal**  
 60 Greg Zuerlein, vs. Seattle, 9/30/12  
 58 Greg Zuerlein, vs. Seattle, 9/30/12  
 57 Jeff Wilkins, vs. Arizona, 9/27/98  
 56 Twice, Greg Zuerlein, at Chicago, 9/23/12  
 vs. Minnesota, 9/7/14

**Longest Field Goal, Opponent**  
 56 Joe Nedney, vs. San Francisco, 12/24/05  
 55 Adam Vinatieri, vs. New England, 12/13/98  
 Jay Feely, @ New York Jets, 11/9/08  
 54 Four times, last by Robbie Gould, at Chicago, 9/24/12

**Most Made, 50 or More Yards, Career**  
 26 Jeff Wilkins, 1997-2007  
 15 Josh Brown, 2008-2011  
**14 Greg Zuerlein, 2012-**  
 8 Tony Zendejas, 1991-94

**Most Made, 50 or More Yards, Season**  
**7 Greg Zuerlein, 2012**  
 6 Tony Zendejas, 1993  
 Josh Brown, 2008  
 Josh Brown, 2009  
 4 Jeff Wilkins, 2003, 2004, 2005  
 Greg Zuerlein, 2014

**Most Made, 50 or More Yards, Game**  
 2 Six times, last by Greg Zuerlein, vs. Denver, 11/17/14  
 1 Many times, last by Greg Zuerlein, @ Wash., 9/20/15

**Most Made, 50 or More Yards, Game, Opponent**  
 3 Blair Walsh, vs. Minnesota, 12/16/12  
 2 Tom Dempsey, vs. New Orleans, 12/6/70  
 Mick Luckhurst, vs. Atlanta, 10/7/84  
 John Carney, vs. New Orleans, 9/26/04



Nick Folk, vs. New York Jets, 11/19/12

**Highest Field Goal Percentage, Career (50 attempts)**

- 81.88 Josh Brown, 2008-11 (104-127)
- 80.79 Jeff Wilkins, 1997-2007 (265-328)
- 79.52 Tony Zendejas, 1991-94 (66-83)
- 78.84 Greg Zuerlein, 2012- (82-104)**

**Highest Field Goal Percentage, Season**

- 100.0 Tony Zendejas, 1991 (17-17)
- Jeff Wilkins, 2000 (17-17)
- 92.86 Jeff Wilkins, 2003 (39-42)
- 92.59 Greg Zuerlein, 2013 (25-27)**

**SAFETIES**

**Most, Career**

- 3 Kevin Greene, 1985-92
- 2 Fred Dryer, 1972-81
- Jack Youngblood, 1971-84
- Kevin Carter, 1995-2000

**Most, Season**

- †2 Fred Dryer, 1973

**Most, Game**

- \*2 Fred Dryer, vs. Green Bay, 10/21/73
- 1 Many players, last by Eugene Sims, at CAR 10/21/13

**Most, Game, Opponent**

- 1 Many times, last by John Abraham, at Arizona, 12/8/13

**RUSHING**

**Most Seasons Leading Team**

- 8 Steven Jackson, 2005-12
- 6 Marshall Faulk, 1999-2006
- 5 Lawrence McCutcheon, 1973-77
- 4 Dick Bass, 1962-66
- Eric Dickerson, 1983-86

**Most Consecutive Seasons Leading Team**

- 8 Steven Jackson, 2005-12
- 6 Marshall Faulk, 1999-2006
- 5 Lawrence McCutcheon, 1973-77
- 4 Eric Dickerson, 1983-86

**ATTEMPTS**

**Career**

- 2,395 Steven Jackson, 2004-12
- 1,525 Eric Dickerson, 1983-87
- 1,447 Marshall Faulk, 1999-2006

**Season**

- 404 Eric Dickerson, 1986
- 390 Eric Dickerson, 1983
- 379 Eric Dickerson, 1984

**Season, Rookie**

- †390 Eric Dickerson, 1983
- 294 Jerome Bettis, 1993
- 250 Zac Stacy, 2013

**Game**

- 39 Jerome Bettis, vs. Chicago, 1/2/94
- 38 Eric Dickerson, @ St. Louis, 9/7/86
- 36 Charles White, @ Philadelphia, 9/15/85

**Game, Opponent**

- 41 Rodney Hampton, @ New York Giants, 9/19/93
- Gerald Riggs, @ Atlanta, 11/17/85
- 35 Lynn Cain, Atlanta, 10/7/84
- Gerald Riggs, Atlanta, 10/12/86
- 33 Shaun Alexander, @ Seattle, 11/13/05
- Maurice Jones-Drew, @ Jacksonville, 10/18/09

**YARDS GAINED**

**Career**

- 10,135 Steven Jackson, 2004-12
- 7,245 Eric Dickerson, 1983-87
- 6,959 Marshall Faulk, 1999-2006

**Season**

- \*2,105 Eric Dickerson, 1984
- 1,821 Eric Dickerson, 1986
- 1,808 Eric Dickerson, 1983

**Season, Rookie**

- 1,808 Eric Dickerson, 1983
- 1,429 Jerome Bettis, 1993
- 973 Zac Stacy, 2013

**Game**

- 247 Willie Ellison, vs. New Orleans, 12/5/71
- 223 Tom Wilson, vs. Green Bay, 12/16/56
- 221 Greg Bell, vs. Green Bay, 9/24/89

**Game, Rookie**

- 223 Tom Wilson, vs. Green Bay, 12/16/56
- 212 Jerome Bettis, @ New Orleans, 12/12/93
- 199 Eric Dickerson, vs. Detroit, 10/2/83
- 159 Todd Gurley, @ Green Bay, 10/11/15**
- 146 Todd Gurley, @ Arizona, 10/4/15**
- 133 Todd Gurley, vs. San Francisco, 11/01/15**
- 128 Todd Gurley, vs. Cleveland, 10/25/15**

**Game, Opponent**

- 253 DeMarco Murray, @ Dallas, 10/23/11
- 237 Jim Brown, @ Cleveland, 11/24/57
- 228 Beanie Wells, vs. Arizona, 11/27/11
- 212 Adrian Peterson, vs. Minnesota, 12/16/12

**Longest Run**

- 92t Kenny Washington, @ Chicago Cardinals, 11/2/47
- 89t Tre Mason, vs. Oakland, 11/20/14**
- 85t Eric Dickerson, @ New York Jets, 9/25/83
- 84t Tom Harmon, @ Chicago Bears, 10/13/46

**Longest Run, Opponents**

- 91t DeMarco Murray, @ Dallas, 10/23/11
- 82t Adrian Peterson, vs. Minnesota, 12/16/12
- 80 Jamaal Charles, vs. Kansas City, 12/19/10
- 76t Najeh Davenport, vs. Green Bay, 10/19/03

**Most Seasons, 1,000 or More Yards**

- 8 Steven Jackson, 2005-12
- 4 Lawrence McCutcheon, 1973-74, 1976-77
- Eric Dickerson, 1983-86
- 3 Marshall Faulk, 1999-01
- 2 Dick Bass, 1962, 1966
- Wendell Tyler, 1979, 1981
- Greg Bell, 1988-89
- Jerome Bettis, 1993-94

**Most Consecutive Seasons, 1,000 or More Yards**

- 8 Steven Jackson, 2005-12
- 4 Eric Dickerson, 1983-86
- 3 Marshall Faulk, 1999-01

**Most Games, 100 or More Yards, Career**

- 38 Eric Dickerson, 1983-87
- 33 Steven Jackson, 2004-12
- 27 Marshall Faulk, 1999-2006

**Most Games, 100 or More Yards, Season**

- 11 Eric Dickerson, 1984
- 9 Eric Dickerson, 1983
- 7 Jerome Bettis, 1993
- Marshall Faulk, 1999
- Steven Jackson, 2009

**Most Consecutive Games, 100 or More Yards**

- 6 Eric Dickerson, 1984
- 5 Eric Dickerson, 1986
- 4 Eric Dickerson, 1983, 1984
- Jerome Bettis, 1994
- Marshall Faulk, 1999
- Marshall Faulk, 2003
- Steven Jackson, 2009

**AVERAGE GAIN**

**Career (500 att.)**

- 5.182 Dan Towler, 1950-55 (674-3,493)

4.833 Paul (Tank) Younger, 1949-57 (682-3,296)  
4.809 Marshall Faulk, 1999-2006 (1,447-6,959)

#### Season (Qualifiers)

7.40 Kenny Washington, 1947 (60-444)  
7.26 Skeet Quinlan, 1953 (97-705)  
6.77 Dan Towler, 1951 (126-854)

#### Game (10 att.)

14.6 Dan Towler, @ Baltimore, 11/22/53 (14-205)  
13.2 Kenny Washington, @ Chicago Cardinals, 11/2/47 (11-145)  
13.1 Dan Towler, @ Green Bay, 10/21/51 (11-144)

#### Game (10 att.), Opponent

13.8 George Taliaferro, vs. New York Yanks, 11/18/51 (12-166)  
13.3 Frank Reagan, vs. New York Giants, 12/1/46 (10-133)  
12.6 Delvin Williams, vs. Miami, 11/9/80 (12-151)

### RUSHING TOUCHDOWNS

#### Career

58 Marshall Faulk, 1999-2006  
56 Eric Dickerson, 1983-87  
56 Steven Jackson, 2004-12

#### Season

18 Eric Dickerson, 1983  
Marshall Faulk, 2000  
16 Greg Bell, 1988  
15 Greg Bell, 1989

#### Season, Rookie

†18 Eric Dickerson, 1983  
7 Jerome Bettis, 1993  
7 Zac Stacy, 2013  
6 Dan Towler, 1952

#### Game

4 Marshall Faulk, vs. Minnesota, 12/10/00  
3 Many times, last by Steven Jackson, vs. Dallas, 11/19/08  
2 Many times, last by Todd Gurley, vs Cleveland, 10/25/15

#### Game, Opponent

4 Jim Brown, @ Cleveland, 11/24/57  
Ron Moore, @ Phoenix, 12/4/93  
3 Many times, last by Maurice Jones-Drew, @ Jacksonville, 10/18/09  
2 Many times, last by Beanie Wells, @ARI, 11/25/12

### PASSING

#### Most Seasons Leading Team

9 Roman Gabriel, 1963-72  
8 Jim Everett, 1986-92  
Marc Bulger, 2002-09  
6 Norm Van Brocklin, 1950, 1952-1955, 1957

#### Most Consecutive Seasons Leading Team

9 Roman Gabriel, 1963-72  
8 Jim Everett, 1986-92  
Marc Bulger, 2002-09  
4 Norm Van Brocklin, 1952-1955

### RATING

#### Highest, Career (1,500 att.)

97.2 Kurt Warner, 1998-2003  
84.4 Marc Bulger, 2001-09  
79.3 Sam Bradford, 2010-

#### Highest, Season (Qualifiers)

109.2 Kurt Warner, 1999  
101.8 Trent Green, 2000  
101.4 Kurt Warner, 2001

#### Season, Rookie (Qualifiers)

81.8 Dieter Brock, 1985  
76.5 Sam Bradford, 2010  
72.4 Bob Waterfield, 1945

### ATTEMPTS

#### Career

3,313 Roman Gabriel, 1962-72  
3,277 Jim Everett, 1986-93  
3,171 Marc Bulger, 2001-09

#### Season

590 Sam Bradford, 2010  
588 Marc Bulger, 2006  
554 Jim Everett, 1990

#### Season, Rookie

590 Sam Bradford, 2010  
368 Tony Banks, 1996  
365 Dieter Brock, 1985

#### Game

62 Marc Bulger, @ New York Giants, 10/2/05  
56 Marc Bulger, @ San Francisco, 9/11/05  
55 Mark Rypien, vs. Buffalo, 12/10/95  
Marc Bulger, vs. Chicago, 12/11/06  
Sam Bradford, vs. Minnesota, 12/16/12  
Sam Bradford, vs. Arizona, 9/12/10  
Sam Bradford, at Atlanta, 9/15/13

#### Game, Opponent

58 Kent Graham, @ Arizona, 9/29/96  
56 Drew Brees, vs. New Orleans, 12/15/2013  
54 Peyton Manning, vs. Denver, 11/16/14  
52 Tony Eason, vs. New England, 11/16/86  
Neil Lomax, @ St. Louis, 11/4/84  
Mark Brunell vs. Jacksonville, 10/20/96  
Ryan Lindley, @ Arizona, 11/25/12

### COMPLETIONS

#### Career

1,969 Marc Bulger, 2001-09  
1,847 Jim Everett, 1986-93  
1,705 Roman Gabriel, 1962-72

#### Season

375 Kurt Warner, 2001  
370 Marc Bulger, 2006  
354 Sam Bradford, 2010

#### Season, Rookie

354 Sam Bradford, 2010  
218 Dieter Brock, 1985  
192 Tony Banks, 1996

#### Game

40 Marc Bulger, @ New York Giants, 10/2/05  
36 Marc Bulger, vs. San Diego, 11/10/02  
35 Dieter Brock, vs. San Francisco, 10/27/85  
Kurt Warner, @ Seattle, 9/10/00  
Marc Bulger, @ Green Bay, 11/29/04  
Sam Bradford, vs. Minnesota, 12/16/12

#### Game, Opponent

39 Drew Brees, vs. New Orleans, 12/15/2013  
37 Richard Todd, @ New York Jets, 9/25/83  
Kent Graham, @ Arizona, 9/29/96  
Mark Brunell, vs. Jacksonville, 10/20/96  
Tony Eason, vs. New England, 11/16/86  
Josh McCown, vs. Chicago, 11/24/13

#### Consecutive Passes Completed

18 Jim Everett, vs. New York Giants, 11/12/89  
16 Jim Everett, vs. Kansas City, 11/10/91  
15 Tony Banks, vs. New York Jets, 10/11/98  
Kurt Warner, @ Washington, 11/24/02



## COMPLETION PERCENTAGE

### Career (500 att.)

66.4%	Kurt Warner, 1998-2003 (1,688-1,121)
62.1%	Marc Bulger, 2001-09 (2,924-1,829)
58.6%	Sam Bradford, 2010-14 (1,760-1,032)

### Season (min. 200 att.)

67.7%	Kurt Warner, 2000 (347-235)
66.2%	Marc Bulger, 2004 (495-321)
65.1%	Kurt Warner, 1999 (499-325)

### Season, Rookie (min. 100 att.)

60.0%	Sam Bradford, 2010 (590-354)
59.7%	Dieter Brock, 1985 (365-218)
56.3%	Ryan Fitzpatrick, 2005 (135-76)

### Game (20 att.)

86.9%	Kurt Warner, vs. San Francisco, 10/10/99 (23-20)
85.7%	Jim Everett, vs. New York Giants, 10/18/92 (21-18)
85.5%	Austin Davis, vs. Seattle, 10/20/14 (20-17)
84.4%	Kurt Warner, vs. Minnesota 12/10/00 (32-27)

### Game (20 att.), Opponent

91.3%	Vinny Testaverde, vs. Cleveland, 12/26/93 (21-23)
84.6%	Kerry Collins, vs. New York Giants, 9/15/02 (22-26)
85.7%	Alex Smith, vs. Kansas City, 10/27/14 (24-28)
84.4%	Carson Palmer, at Arizona, 12/8/13 (27-32)

## YARDS GAINED

### Career

23,758	Jim Everett, 1986-93
22,814	Marc Bulger, 2001-09
22,223	Roman Gabriel, 1962-72

### Season

4,830	Kurt Warner, 2001
4,353	Kurt Warner, 1999
4,310	Jim Everett, 1989

### Season, Rookie

3,512	Sam Bradford, 2010
2,658	Dieter Brock, 1985
2,544	Tony Banks, 1996

### Game

*554	Norm Van Brocklin, vs New York Yanks, 9/28/51
509	Vince Ferragamo, vs. Chicago, 12/26/82
454	Jim Everett, @ New Orleans, 11/26/89

### Game, Opponent

483	Boomer Esiason, vs. Cincinnati, 10/7/90
462	Steve Young, vs. San Francisco, 11/28/93
446	Richard Todd, @ New York Jets, 9/25/83

### Most Seasons, 3,000 or More Passing Yards

5	Jim Everett, 1988-92
3	Kurt Warner, 1999-01
	Marc Bulger, 2003-04, 2006
2	Vince Ferragamo, 1980, 1983
	Sam Bradford, 2010, 2012

### Most Games, 300 or More Passing Yards, Career

30	Kurt Warner, 1998-2003
27	Marc Bulger, 2001-09
20	Jim Everett, 1986-93

### Most Games, 300 or More Passing Yards, Season

†9	Kurt Warner, 1999
	Kurt Warner, 2001
8	Marc Bulger, 2006
7	Kurt Warner, 2000

### Most Consecutive Games, 300 or More Passing Yards

†6	Kurt Warner, 2000
4	Kurt Warner, 1999
3	Jim Everett, 1989, 1991
	Mark Rypien, 1995
	Marc Bulger, 2006

## Longest Pass Completion

96t	Frank Ryan (to Matson), vs. Pittsburgh, 10/1/61
95t	Bill Munson (to Pope), vs. Green Bay, 12/3/64
93t	Bill Wade (to Phillips), @ Green Bay, 11/16/58
	Roman Gabriel (to Tucker), vs. San Francisco, 11/9/69

## Opponent/Longest Pass Completion

98t	Jim Hart (to Rashad), @ St. Louis, 12/10/72
95t	Joe Montana (to Taylor), vs. San Francisco, 12/11/89
91t	Bart Starr (to Dowler), vs. Green Bay, 12/17/60

## AVERAGE GAIN

### Career (500 att.)

8.56	Kurt Warner, 1998-2003 (1,688-14,447)
8.49	Norm Van Brocklin, 1959-57 (1,897-16,114)
8.01	James Harris, 1972-76 (652-5,220)

### Season (Qualifiers)

10.14	Norm Van Brocklin, 1954 (260-2,637)
9.88	Kurt Warner, 2000 (347-3,429)
9.61	Bob Waterfield, 1945 (172-1,653)

### Game (20 att.)

15.40	Norm Van Brocklin, @ Chicago Bears, 11/16/52
15.19	Roman Gabriel, vs. San Francisco, 11/9/69
15.03	James Harris, @ Miami, 10/3/76

### Game (20 att.), Opponent

15.86	Ed Brown, vs. Chicago, 10/9/60
14.46	Milt Plum, vs. Detroit, 11/1/64
14.44	Steve Young, vs. San Francisco, 11/28/93

## TOUCHDOWNS

### Career

154	Roman Gabriel, 1962-72
142	Jim Everett, 1986-92
122	Marc Bulger, 2001-09

### Season

41	Kurt Warner, 1999
36	Kurt Warner, 2001
31	Jim Everett, 1988

### Season, Rookie

18	Sam Bradford, 2010
16	Dieter Brock, 1985
15	Tony Banks, 1996

### Game

5	Bob Waterfield, vs. New York Bulldogs, 11/27/49
	Norm Van Brocklin, vs. Detroit, 10/29/50
	Norm Van Brocklin, @ New York Yanks, 9/28/51
	Bob Waterfield, vs. Green Bay, 12/16/51
	Roman Gabriel, vs. Cleveland, 12/12/65
	Vince Ferragamo, vs. New Orleans, 11/2/80
	Vince Ferragamo, vs. San Francisco, 10/23/83
	Jim Everett, @ New York Giants, 9/25/88
	Kurt Warner, vs. San Francisco, 10/10/99
4	Many times, last by Marc Bulger, vs. Washington, 12/24/06
3	Many times, last by Austin Davis, @ Phi, 10/5/14

### Game, Opponent

5	Dan Marino, vs. Miami, 12/14/86
4	Jeff George, @ Oakland, 9/28/97
	Eli Manning, @ New York Giants, 10/2/05
	Tom Brady, vs. New England, 10/28/12
3	Many times, last by E. Manning, vs. NYG, 12/21/14

### Most Games, Four or More Touchdowns Passes, Career

6	Norm Van Brocklin, 1949-57
	Jim Everett, 1986-93
5	Vince Ferragamo, 1977-80, 1982-84
4	Roman Gabriel, 1962-72

### Most Games, Four or More Touchdowns Passes, Season

4	Vince Ferragamo, 1980
3	Kurt Warner, 2001
2	Norm Van Brocklin, 1957
	Jim Everett, 1988

Jim Everett, 1990  
Kurt Warner, 2000

### HAD INTERCEPTED

#### Career

128 Bob Waterfield, 1945-52  
127 Norm Van Brocklin, 1949-57  
123 Jim Everett, 1986-93

#### Season

24 Bob Waterfield, 1949  
23 Vince Ferragamo, 1983  
22 Bill Wade, 1958  
Kurt Warner, 2001  
Marc Bulger, 2003

#### Game

7 Parker Hall, vs. Green Bay, 11/18/42  
Bob Waterfield, @ Green Bay, 10/17/58  
6 Norm Van Brocklin, vs. Baltimore, 12/4/54  
Bill Wade, vs. Detroit, 10/26/56  
Norm Van Brocklin, vs. Detroit, 10/13/57  
Chris Chandler, @ Carolina, 12/12/04  
5 Norm Van Brocklin, @ San Francisco, 10/28/51  
Ryan Fitzpatrick, @ Minnesota, 12/11/05  
Gus Frerotte, @ Baltimore, 10/14/07

#### Most Consecutive Passes Attempted, None Intercepted

249 Marc Bulger, 2005-06  
206 Roman Gabriel, 1968-69  
169 \*Sam Bradford, 2010

### LOWEST PERCENTAGE PASSES INTERCEPTED

#### Career (500 att.)

2.15 Sam Bradford, 2010- (1,760-38)  
2.93 Marc Bulger, 2001-09 (3,171-93)  
3.38 Roman Gabriel, 1962-72 (3,313-112)

#### Season (Qualifiers)

1.40 Marc Bulger, 2006 (588-8)  
1.75 Roman Gabriel, 1969 (399-7)  
2.08 Trent Green, 2000 (240-5)

#### Season, Rookie (Qualifiers)

2.54 Sam Bradford, 2010 (590-15)  
3.56 Dieter Brock, 1985 (365-13)  
4.07 Tony Banks, 1996 (368-15)

### TIMES SACKED

#### Career

279 Roman Gabriel, 1962-72  
254 Marc Bulger, 2001-09  
186 Jim Everett, 1986-93

#### Season

51 Dieter Brock, 1985  
49 Marc Bulger, 2006  
48 Roman Gabriel, 1966  
Tony Banks, 1996

#### Game

10 Bill Munson, @ San Francisco, 12/6/64  
James Harris, vs. San Francisco, 10/11/76  
8 Roman Gabriel, @ Green Bay, 9/25/66  
Tony Banks, vs. San Francisco, 10/25/98  
7 Many times, Last by Austin Davis, at  
Kansas City, 10/26/14

#### Game, Opponent

10 Bob Barry, vs. Atlanta 9/28/65  
9 Mike Ray, vs. Tampa Bay, 11/5/78  
Dave Wilson, vs. New Orleans, 11/3/85  
Steve Beuerlein, @ Los Angeles Raiders, 9/18/88  
Rob Johnson, @ Buffalo, 9/20/98  
Kevin Kolb, vs. Arizona, 10/4/12  
8 Joe Montana, @ San Francisco, 12/18/88  
Daunte Culpepper, vs. Minnesota, 11/30/03  
8 Colin Kaepernick, @ San Francisco, 11/3/19

### PASS RECEIVING RECEPTIONS

#### Most Seasons Leading Team

9 Henry Ellard, 1984-93  
7 Torry Holt, 1999-2008  
5 Tom Fears, 1948-55

#### Most Consecutive Seasons Leading Team

8 Henry Ellard, 1984-91  
7 Torry Holt, 2002-08  
4 Jim Phillips, 1960-63

#### Career

942 Isaac Bruce, 1994-2007  
869 Torry Holt, 1999-2008  
593 Henry Ellard, 1983-1993

#### Season

119 Isaac Bruce, 1995  
117 Torry Holt, 2003  
102 Torry Holt, 2005

#### Season, Rookie

54 Eddie Kennison, 1996  
53 Donnie Avery, 2008  
52 Torry Holt, 1999

#### Season, Running Back

90 Steven Jackson, 2006  
87 Marshall Faulk, 1999  
83 Marshall Faulk, 2001

#### Game

18 Tom Fears, vs. Green Bay, 12/3/50  
15 Willie Anderson, @ New Orleans, 11/26/89  
Isaac Bruce, vs. Miami, 12/24/95  
Danny Amendola, vs. Washington, 9/16/12  
14 Dick Hoerner, vs. New York Yanks, 11/19/50

#### Game, Opponent

16 Jerry Rice, @ San Francisco, 11/20/94  
Keenan McCardell, vs. Jacksonville, 10/20/96  
13 Larry Centers, @ Arizona, 9/29/96  
12 Andre Rison, @ Atlanta, 9/11/94

#### Most Consecutive Games, Pass Reception

153 Torry Holt, 1999-2008  
81 Henry Ellard, 1986-92  
Marshall Faulk, 1999-2004  
70 Jim Phillips, 1958-63

#### Most Seasons 50 or More Pass Receptions

11 Isaac Bruce, 1995-97, 1999-2004, 2006-07  
10 Torry Holt, 1999-2008  
7 Henry Ellard, 1985, 1987-1991, 1993

### YARDS

#### Most Seasons Leading Team

9 Henry Ellard, 1984-91, 1993  
Torry Holt, 2000-08  
5 Tom Fears, 1948-55

#### Most Consecutive Seasons Leading Team

9 Torry Holt, 2000-08  
8 Henry Ellard, 1984-91  
4 Jim Phillips, 1960-63

#### Career

14,109 Isaac Bruce, 1994-2007  
12,660 Torry Holt, 1999-2008  
9,761 Henry Ellard, 1983-93

#### Season

1,781 Isaac Bruce, 1995  
1,696 Torry Holt, 2003  
1,635 Torry Holt, 2000

#### Season, Rookie

924 Eddie Kennison, 1996

788 Torry Holt, 1999  
786 Bucky Pope, 1964

#### Season, Running Back

1,049 Marshall Faulk, 1999  
830 Marshall Faulk, 2000  
825 Amp Lee, 1997

#### Game

\*336 Willie Anderson, @ New Orleans, 11/26/89  
303 Jim Benton, @ Detroit, 11/22/45  
238 Harold Jackson, vs. Dallas, 10/14/73

#### Game, Rookie

226 Eddie Kennison, @ Atlanta, 12/15/96  
208 Jim Phillips, @ Green Bay, 11/16/58  
163 Donnie Avery, @ New England, 10/26/08

#### Game, Opponent

286 John Taylor, vs. San Francisco, 12/11/89  
257 Billy Wilson, vs. San Francisco, 10/3/54  
241 Jerry Rice, @ San Francisco, 12/9/85

#### Longest Pass Reception

96t Ollie Matson (from Frank Ryan), vs. Pittsburgh, 10/1/61  
95t Bucky Pope (from Bill Munson), vs. Green Bay, 12/13/64  
93t Jim Phillips (from Bill Wade), @ Green Bay, 11/16/58  
Wendell Tucker (from Roman Gabriel), vs. San Francisco, 11/9/69

#### Most Seasons, 1,000 or More Yards Pass Receiving

9 Isaac Bruce, 1995-96, 1999-2004, 2006  
8 Torry Holt, 2000-07  
4 Henry Ellard, 1988-91

#### Most Games, 100 or More Yards Pass Receiving, Career

46 Torry Holt, 1999-2008  
43 Isaac Bruce, 1994-2007  
26 Henry Ellard, 1983-93

#### Most Games, 100 or More Yards Pass Receiving, Season

10 Torry Holt, 2003  
9 Isaac Bruce, 1995  
8 Elroy Hirsch, 1951  
Torry Holt, 2000

#### Most Consecutive Games, 100 or More Yards, Pass Receiving

6 Isaac Bruce, 1995  
5 Elroy Hirsch, 1951  
Bob Boyd, 1954  
3 Isaac Bruce, 2004

#### Most Consecutive Games, 150 or More Yards, Pass Receiving

3 Isaac Bruce, 1995  
2 Tom Fears, 1950-51  
Torry Holt, 2000  
Torry Holt, 2003  
Torry Holt, 2004

#### AVERAGE GAIN

##### Career (150 receptions)

20.5 Bob Boyd, 1950-57 (176-3,611)  
20.3 Willie Anderson, 1988-94 (259-5,246)  
18.3 Elroy Hirsch, 1949-57 (343-6,289)

##### Game (3 receptions)

\*63.0 Torry Holt, @ Atlanta, 9/24/00 (3-189)  
50.3 Jack Snow, @ Baltimore, 10/15/67 (3-151)  
49.7 Bob Boyd, @ Green Bay, 10/17/54 (3-149)

##### Game (3 receptions), Opponent

55.3 Koren Robinson, vs. Seattle, 10/20/02 (3-166)  
49.3 Charley Taylor, vs. Washington, 10/22/67 (3-148)  
44.0 Charles Wilson, vs. Tampa Bay, 12/11/94 (4-176)

#### TOUCHDOWNS

##### Career

84 Isaac Bruce, 1994-2007  
74 Torry Holt, 1999-2008  
53 Elroy Hirsch, 1949-57

#### Season

17 Elroy Hirsch, 1951  
13 Harold Jackson, 1973  
Isaac Bruce, 1995  
12 Isaac Bruce, 1999  
Torry Holt, 2003

#### Season, Rookie

10 Bucky Pope, 1964  
8 Eddie Kennison, 1996  
6 Leon Clarke, 1956  
Torry Holt, 1999

#### Game

4 Bob Shaw, vs. Washington, 12/11/49  
Elroy Hirsch, @ New York Yanks, 9/28/51  
Harold Jackson, vs. Dallas, 10/14/73  
Isaac Bruce, vs. San Francisco, 10/10/99  
3 Many times, Last by Torry Holt, vs. Seattle, 10/15/06  
2 Many times, Last by Tavon Austin, at Ari., 10/4/15

#### Game, Opponent

4 Mike Ditka, vs. Chicago, 10/13/63  
3 Many times, last by Torrey Smith, vs. Baltimore, 9/25/11  
2 Many times, last by Odell Beckham, vs. NYG, 12/21/14

#### Most Consecutive Games, Touchdown

11 Elroy Hirsch, 1950-51  
6 Henry Ellard, 1988-89  
5 Jim Benton, 1938-39  
Jack Snow, 1967-68  
Harold Jackson, 1973  
Torry Holt, 2003, 2006

#### PUNTING

##### Career

449 Donnie Jones, 2007-11  
432 Dale Hatcher, 1985-89, 1991  
380 Sean Landeta, 1993-96, 2003-04

##### Season

105 Donnie Jones, 2011  
97 Dale Hatcher, 1986  
94 Donnie Jones, 2010  
93 Ken Clark, 1979

##### Season, Rookie

93 Ken Clark, 1979  
87 Dale Hatcher, 1985  
82 Johnny Hekker, 2012  
77 Rusty Jackson, 1976

##### Game

12 Parker Hall, vs. Green Bay, 11/26/39  
Rusty Jackson, @ San Francisco, 11/21/76  
11 Danny Villanueva, vs. Dallas, 9/30/62  
Danny Villanueva, @ Pittsburgh, 9/13/64  
Donnie Jones, vs. San Francisco, 1/3/2010  
10 Many times, last by Donnie Jones, vs. Seattle, 11/20/11

##### Game, Opponent

14 George Taliaferro, vs. New York Yanks, 9/28/51  
11 Tom Girard, vs. Green Bay, 12/3/50  
Gerry Collins, vs. Cleveland, 12/12/65  
Bobby Joe Green, @ Chicago, 12/2/73  
Tom Wittum, @ San Francisco, 11/21/76  
Hermon Weaver, @ Seattle, 11/4/79  
10 Many times, Last by Tommy Barnhardt, @ New Orleans, 11/26/89

##### Longest Punt

88 Bob Waterfield, @ Green Bay, 10/17/48  
86 Bob Waterfield, @ Green Bay, 10/5/47

80 Donnie Jones, @ Seattle, 10/21/07  
Parker Hall, vs. Philadelphia 12/3/39

#### Longest Punt, Opponent

76 Sammy Baugh, @ Washington, 11/5/44  
75 Sam Baker, vs. Dallas, 9/30/62  
74 Jack Jacobs, @ Green Bay, 10/5/47

#### AVERAGE GROSS YARDS

#### Career (250 punts)

46.6 Donnie Jones, 2007-11 (449-20,924)  
44.3 Danny Villanueva, 1961-64 (296-13,009)  
44.1 Sean Landeta, 1993-96, 2003-04 (380-16,747)

#### Season (Qualifiers)

50.0 Donnie Jones, 2008 (82-4,100)  
47.2 Donnie Jones, 2007 (78-3,684)  
46.8 Donnie Jones, 2009 (90-4,212)

#### Season, Rookie (Qualifiers)

**45.8 Johnny Hekker, 2012 (82-3,756)**  
43.6 John Misko, 1982 (45-1,961)  
43.2 Dale Hatcher, 1985 (87-3,735)

#### Game (4 punts)

**56.9 Johnny Hekker, vs. Arizona, 10/4/12 (7-398)**  
56.3 Donnie Jones, vs. Arizona, 11/22/09 (4-225)  
56.2 Donnie Jones, vs. Buffalo, 9/28/08 (5-281)  
56.0 Donnie Jones, vs. Arizona, 10/7/07 (4-224)

#### Game, Opponent (4 Punts)

59.5 Mike Scifres, vs. Chargers, 10/17/10 (6-357)  
57.3 Fred Morrison, @ Chicago Bears, 11/16/52 (4-229)  
56.8 Sammy Baugh, @ Washington, 10/26/41 (6-341)

#### HAD BLOCKED

#### Career

5 Bob Waterfield, 1945-52  
4 Dale Hatcher, 1985-89, 1991  
2 Many players, last by John Misko, 1982-84

#### Season

2 Bob Waterfield, 1950  
Jon Kilgore, 1967  
Rusty Jackson, 1976  
Glen Walker, 1978  
Ken Clark, 1979  
1 Many times, last by Johnny Hekker, 2014

#### Most Consecutive Punts, None Blocked

425 Donnie Jones, 2007-2011  
380 Sean Landeta, 1993-96, 2003-04  
299 Norm Van Brocklin, 1951-57

#### PUNT RETURNS

#### Most Seasons Leading Team

5 Henry Ellard, 1983-93  
4 Jon Arnett, 1957-63  
Jim Bertelsen, 1972-76  
3 Verda (V.T.) Smith, 1949-53  
Woodley Lewis, 1950-55  
Alvin Haymond, 1969-71  
LeRoy Irvin, 1980-89  
Eddie Kennison, 1996-98  
Az-Zahir Hakim, 1998-2001

#### Most Consecutive Seasons Leading Team

5 Henry Ellard, 1983-87  
4 Jim Bertelsen, 1972-76  
3 Verda (V.T.) Smith, 1949-51  
Woodley Lewis, 1952-54  
Alvin Haymond, 1969-71  
LeRoy Irvin, 1980-82  
Eddie Kennison, 1996-98

Az-Zahir Hakim, 1999-2001

#### RETURNS

#### Career

146 LeRoy Irvin, 1980-89  
135 Henry Ellard, 1983-93  
112 Az-Zahir Hakim, 1998-2001

#### Season

56 Eddie Brown, 1979  
53 Alvin Haymond, 1970  
Todd Kinchen, 1995  
52 Jackie Wallace, 1978

#### Season, Rookie

42 LeRoy Irvin, 1980  
**30 Tavon Austin, 2013**  
29 Darryl Henley, 1989  
Eddie Kennison, 1996  
Verda (V.T.) Smith, 1949

#### Game

7 Many times, last by Az-Zahir Hakim, @ Tennessee, 10/31/99  
6 Many times, last by Vernon Turner, vs. New England, 9/13/92  
5 Many times, last by Danny Amendola, vs. San Francisco, 1/3/2010

#### Game, Opponent

8 Kevin Miller vs. Minnesota, 12/2/79  
DeSean Jackson, @ Philadelphia, 9/7/08  
7 Many times, last by Leon Washington, vs. Seattle, 11/20/11

#### YARDS GAINED

#### Career

1,527 Henry Ellard, 1983-93  
1,451 LeRoy Irvin, 1980-89  
1,278 Az-Zahir Hakim, 1998-2001

#### Season

618 Jackie Wallace, 1978  
615 LeRoy Irvin, 1981  
501 Henry Ellard, 1985

#### Season, Rookie

427 Verda (V.T.) Smith, 1949  
423 Eddie Kennison, 1996  
296 Henry Ellard, 1983

#### Game

\*207 LeRoy Irvin, @ Atlanta, 11/14/81  
**145 Tavon Austin, @ Indianapolis, 11/10/13**  
**143 Tavon Austin, @ Washington, 12/7/14**  
127 LeRoy Irvin, @ San Francisco, 10/9/81

#### Game, Opponent

128 Tyrone Hughes, vs. New Orleans, 10/3/93  
Darrien Gordon, @ San Diego, 11/27/94  
127 Patrick Peterson, @ Arizona, 11/6/11  
125 Dana McLemore, @ San Francisco, 11/16/80  
122 Robert Brooks, @ Green Bay, 10/9/94

#### Longest Punt Return

\*103t Robert Bailey, @ New Orleans, 10/23/94  
**98t Tavon Austin, @Indianapolis, 11/10/13**  
90t Dick Bass, vs. Green Bay, 12/17/61  
90t Stedman Bailey vs. Seattle, 10/19/14  
88t Tom Harmon, vs. Detroit, 11/23/47  
88t Nick Miller, vs. Arizona, 11/27/11

#### Longest Punt Return, Opponent

99t Patrick Peterson, @ Arizona, 11/6/11  
94t Darrien Gordon, @ Denver, 9/14/97  
93t Dana McLemore, @ San Francisco, 1/2/82  
90t Nate Burleson, @ Seattle, 11/12/06



## AVERAGE YARDAGE

### Career (Min. 75 ret.)

11.4	Az-Zahir Hakim, 1998-2001 (112-1,278)
11.3	Henry Ellard, 1983-93 (135-1,527)
11.1	Danny Amendola, 2009-12 (81-899)

### Season (Qualifiers)

18.5	Woodley Lewis, 1952 (19-351)
15.8	Verda (V.T.) Smith, 1949 (27-427)
15.6	Les Horvath, 1948 (13-203)

### Season, Rookie (Qualifiers)

15.8	Verda (V.T.) Smith, 1949 (27-427)
14.6	Eddie Kennison, 1996 (29-423)
14.5	Jim Bertelsen, 1972 (16-232)

### Game

40.0	Woodley Lewis @ Detroit, 10/18/53 (3-120)
39.3	Jon Arnett vs. Chicago, 11/2/58 (3-118)
<b>36.3</b>	<b>Tavon Austin @ Indianapolis, 11/10/13 (4-145)</b>
<b>35.8</b>	<b>Tavon Austin, @ Washington, 12/7/14 (4-143)</b>
34.7	Henry Ellard @ Atlanta, 10/22/84 (3-104)

### Game, Opponent (3 returns)

36.0	Art Jones, vs. Pittsburgh, 9/7/41 (3-108)
	George McAfee, @ Chicago Bears, 10/10/48 (3-108)
32.0	Tyrone Hughes, vs. New Orleans, 13/3/93 (4-128)
31.8	Patrick Peterson, @ Arizona, 11/6/11 (4-127)

## TOUCHDOWNS

### Career

4	LeRoy Irvin, 1980-89
	Henry Ellard, 1983-91
3	Woodley Lewis, 1950-55
	Eddie Kennison, 1996-98
	<b>Tavon Austin, 2013-present</b>
2	Todd Kinchen, 1992-95
	Az-Zahir Hakim, 1998-2001

### Season

3	LeRoy Irvin, 1981
2	Woodley Lewis, 1952
	Henry Ellard, 1984
	Todd Kinchen, 1992
	Eddie Kennison, 1996
<b>1</b>	<b>Many times, last by Tavon Austin, 2015</b>

### Season, Rookie

2	Todd Kinchen, 1992
	Eddie Kennison, 1996
1	Verda (V.T.) Smith, 1949
	Henry Ellard, 1983
	<b>Tavon Austin, 2013</b>

### Game

†2	Leroy Irvin, @ Atlanta, 10/11/81
	Todd Kinchen, vs. Atlanta, 12/27/92
<b>1</b>	<b>Many times, last by Tavon Austin, @ GB., 10/11/15</b>

### Game, Opponent

2	Jack Christiansen, vs. Detroit, 10/14/51
1	Many times, last by Patrick Peterson, vs. Ari. 11/25/11

## KICKOFF RETURNS

### Most Seasons Leading Team

5	Ron Brown, 1984-89, 1991
3	Fred Gehrke, 1940, 1945-49
	Jon Arnett, 1957-63
	Cullen Bryant, 1973-82, 1987
	Drew Hill, 1979-84
	Barry Redden, 1982-86
	Tony Horne, 1998-00
2	Woodley Lewis, 1950-55

Carver Shannon, 1962-64  
Willie Ellison, 1967-72  
Ron Smith, 1968-69  
Vernon Turner, 1991-92  
J.T. Thomas, 1995-98  
Arlen Harris, 2003-04  
Dante Hall, 2007-08  
Danny Amendola, 2009-10

### Most Consecutive Seasons Leading Team

5	Ron Brown, 1985-89
3	Drew Hill, 1979-81
	Barry Redden, 1982-84
	Tony Horne, 1998-00
2	Woodley Lewis, 1953-54
	Carver Shannon, 1963-64
	Ron Smith, 1968-69
	Vernon Turner, 1991-92
	Arlen Harris, 2003-04
	Dante Hall, 2007-08
	Danny Amendola, 2009-10

## RETURNS

### Career

171	Drew Hill, 1979-84
169	Ron Brown, 1984-89, 1991
143	Tony Horne, 1998-2000

### Season

66	Danny Amendola, 2009
60	Drew Hill, 1981
57	Tony Horne, 2000

### Season, Rookie

56	Tony Horne, 1998
51	Arlen Harris, 2003
49	David Thompson, 1997

### Game

9	Danny Amendola, @ Tennessee, 12/13/09
8	Tony Horne, @ Kansas City, 10/22/00
	Chris Johnson, @ Indianapolis, 10/17/05
	Derek Stanley, vs. Pittsburgh, 12/20/07
	Danny Amendola, vs. Green Bay, 9/27/09
7	Many times, last by Danny Amendola, vs. Atlanta, 11/21/10

### Game, Opponent

8	DeRon Jenkins, vs. San Diego, 10/1/00
	Bethel Johnson, @ Minnesota, 12/31/06
	Pierre Thomas, @ New Orleans, 11/11/07
7	Tim Dwight, @ Atlanta, 10/17/99
	Dino Philyaw, vs. New Orleans, 11/28/99
	Dino Philyaw, @ New Orleans, 12/12/99
	Steve Smith, vs. Carolina, 11/11/01
	Maurice Morris, vs. Seattle, 10/20/02
	Kevin Kasper, vs. Arizona, 12/15/02
6	Many times, last by LaRod Stephens-Howling, vs. Arizona, 12/5/10

## YARDS GAINED

### Career

3,918	Ron Brown, 1984-89, 1991
3,577	Tony Horne, 1998-2000
3,438	Drew Hill, 1979-84

### Season

1,618	Danny Amendola, 2009
1,379	Tony Horne, 2000
1,306	Tony Horne, 1998

### Season, Rookie

1,306	Tony Horne, 1998
1,175	Arlen Harris, 2003
1,110	David Thompson, 1997

<b>Game</b>	
267	Tony Horne, @ Kansas City, 10/22/00
229	Derek Stanley, vs. Pittsburgh, 12/20/07
217	Danny Amendola, @ Tennessee, 12/13/09

<b>Game, Opponent</b>	
304	Tyrone Hughes, @ New Orleans, 10/23/94
294	Wally Triplett, vs. Detroit, 10/29/50
252	Steve Smith, vs. Carolina, 11/11/01

<b>Longest Kickoff Return</b>	
105t	Jon Arnett, vs. Detroit, 10/29/61
	Travis Williams, vs. New Orleans, 12/5/71
103t	Tom Wilson, @ Baltimore, 11/25/56
	Tony Horne, vs. Atlanta 10/15/00
102t	Tony Horne, vs. Atlanta, 11/29/98

<b>Longest Kickoff Return, Opponent</b>	
105t	Abe Woodson, vs. San Francisco, 11/8/53
	Stefan Logan, at Detroit, 10/10/10
104t	Travis Williams, vs. Green Bay, 12/9/67
103t	Russ Craft, vs. Philadelphia, 10/7/50

#### AVERAGE YARDAGE

<b>Career (Min. 75 returns)</b>	
26.3	Ron Brown, 1984-89, 91 (149-3,918)
24.7	Tony Horne, 1998-2000 (143-3,575)
23.8	Woodley Lewis, 1950-55 (109-2,575)
23.5	Danny Amendola, 2009-12 (118-2,776)

<b>Season (Qualifiers)</b>	
33.7	Verda (V.T.) Smith, 1950 (22-742)
32.8	Ron Brown, 1985 (28-918)
31.8	Tom Wilson, 1956 (15-477)

<b>Season, Rookie (Qualifiers)</b>	
31.8	Tom Wilson, 1956 (15-477)
28.0	Jon Arnett, 1957 (18-504)
27.1	Ron Waller, 1955 (17-461)

<b>Game (3 returns)</b>	
51.7	Tommy Wilson, vs. Green Bay, 12/6/59
51.5	Tony Horne, vs. Atlanta, 11/29/98
50.3	Verda (V.T.) Smith, vs. Detroit 10/29/50

<b>Game, Opponent (3 returns)</b>	
73.5	Wally Triplett, vs. Detroit, 10/29/50
52.7	Abe Woodson, vs. San Francisco, 11/8/53
51.8	Joe Scott, @ New York Giants, 11/14/78

#### TOUCHDOWNS

<b>Career</b>	
4	Ron Brown, 1984-89, 1991
	Tony Horne, 1998-2000
3	Verda (V.T.) Smith, 1949-53
	Cullen Bryant, 1973-82, 1987
2	Jon Arnett, 1957-63
<b>Season</b>	
3	Verda (V.T.) Smith, 1950
	Ron Brown, 1985
2	Tony Horne, 1999
1	Many times, last by Chris Johnson, 2005
<b>Game</b>	
†2	Ron Brown, vs. Green Bay, 11/24/85
1	Many times, last by Chris Johnson, vs. Seattle, 10/9/05
<b>Game, Opponent</b>	
2	Tyrone Hughes, @ New Orleans, 10/23/94
	Devin Hester, vs. Chicago, 12/11/06
1	Many times, last by Knile Davis, at Kansas City, 10/16/14

#### FIELD GOAL RETURNS

<b>Longest Field Goal Return</b>	
99t	Jerry Williams, vs. Green Bay, 12/16/51

<b>Longest Field Goal Return, Opponent</b>	
83t	Kevin Ross, vs. Atlanta, 10/12/95

#### COMBINED KICK RETURNS

##### MOST RETURNS

<b>Career</b>	
215	Woodley Lewis, 1950-55
207	Danny Amendola, 2009-12
179	Jon Arnett, 1957-63
<b>Season</b>	
97	Danny Amendola, 2009
90	Danny Amendola, 2010
88	Alvin Haymond, 1970
	Todd Kinchen, 1995

##### YARDS GAINED

<b>Game</b>	
294	Woodley Lewis, @ Detroit, 10/18/53
267	Tony Horne, @ Kansas City, 10/22/00
262	Dante Hall, @ Dallas, 9/30/07

<b>Game, Opponent</b>	
347	Tyrone Hughes, @ New Orleans, 10/23/94
294	Wally Triplett, vs. Detroit, 10/29/50
267	Steve Smith, vs. Carolina, 11/11/01

##### TOUCHDOWNS

<b>Career</b>	
4	Verda (V.T.) Smith, 1949-53
	Woodley Lewis, 1950-55
	LeRoy Irvin, 1980-89
	Henry Ellard, 1983-91
	Ron Brown, 1984-89, 1991
	Tony Horne, 1998-2000
3	Jon Arnett, 1957-63
	Cullen Bryant, 1973-82, 1987
	Eddie Kennison, 1996-1998
2	Fred Gehrke, 1940, 1945-49
	Tom Kalmanir, 1949-51
	Todd Kinchen, 1992-95
	Az-Zahir Hakim, 1998-2001

#### COMBINED NET YARDAGE

*Includes rushing, receiving, interception returns, kickoff returns, punt returns, and fumble returns.*

##### ATTEMPTS

<b>Career</b>	
2,806	Steven Jackson, 2004-12
1,919	Marshall Faulk, 1999-2006
1,648	Eric Dickerson, 1983-87
<b>Season</b>	
442	Eric Dickerson, 1983
436	Steven Jackson, 2006
432	Eric Dickerson, 1986
<b>Season, Rookie</b>	
*442	Eric Dickerson, 1983
320	Jerome Bettis, 1993
212	Larry Smith, 1969
<b>Game</b>	
44	Jerome Bettis, vs. Chicago, 1/2/94 (ru 39, re 5)
39	Five times, last by Steven Jackson, vs. Washington, 12/24/06 (ru 33, re 6)
38	Jerome Bettis, @ Kansas City, 9/25/94 (ru 35, re 2)

##### YARDS

<b>Career</b>	
14,311	Isaac Bruce, 1994-2007

13,538 Steven Jackson, 2004-12  
12,732 Torry Holt, 1999-2008

#### Season

2,429 Marshall Faulk, 1999  
2,401 Steven Jackson, 2006  
2,259 Eric Dickerson, 1984

#### Season, Rookie

2,212 Eric Dickerson, 1983  
1,801 Eddie Kennison, 1996  
1,673 Jerome Bettis, 1993

#### Game

336 Willie Anderson, @ New Orleans, 11/26/89  
**314 Tavon Austin, @ Indianapolis, 11/10/13**  
303 Jim Benton, vs. Detroit, 11/22/45  
286 Marshall Faulk, vs. Atlanta, 10/15/00

### **INTERCEPTIONS BY**

#### Career

46 Ed Meador, 1959-70  
37 Nolan Cromwell, 1977-87  
34 LeRoy Irvin, 1980-89

#### Season

\*14 Dick (Night Train) Lane, 1952  
12 Woodley Lewis, 1950  
11 Will Sherman, 1955

#### Season, Rookie

\*14 Dick (Night Train) Lane, 1952  
12 Woodley Lewis, 1950  
9 George Sims, 1949  
Don Burroughs, 1955

#### Game

3 Many times, last by Keith Lyle, @ Atlanta, 12/15/96  
**2 Many times, last by Trumaine Johnson, vs. Oakland, 11/30/14**  
**1 Many times, last by Trumaine Johnson & James Laurinaitis, @ GB, 10/4/15**

#### Laurinaitis, @ GB, 10/4/15

#### Game, Opponent

4 Dave Baker, vs. San Francisco, 12/4/60  
3 Many times, last by Adrian Wilson and Kerry Rhodes, vs. Arizona, 9/12/10  
2 Many times, last by Patrick Peterson, at Arizona, 11/9/14

#### Consecutive Games Intercepted By

6 Will Sherman, 1954-55  
5 Dick (Night Train) Lane, 1952  
4 Nolan Cromwell, 1980  
Kirk Collins, 1983  
Oshiomogho Atogwe, 2007

### **YARDS GAINED**

#### Career

671 Nolan Cromwell, 1977-87  
654 LeRoy Irvin, 1980-89  
547 Ed Meador, 1959-70

#### Season

298 Dick (Night Train) Lane, 1952  
275 Woodley Lewis, 1950  
205 Travis Fisher, 2003

#### Season, Rookie

298 Dick (Night Train) Lane, 1952  
275 Woodley Lewis, 1950  
152 Jack Morris, 1958

#### Game

107 Aaron Martin, vs. San Francisco, 10/18/64  
106 Anthony Parker, vs. Jacksonville, 10/20/96  
99 Johnnie Johnson, vs. Green Bay, 9/21/80  
**Janoris Jenkins @ San Diego, 11/23/14**

#### Game, Opponent

111 Ace Parker, vs. Brooklyn, 11/17/40

108 Felix Wright, vs. Cleveland, 10/26/87  
105 Malcolm Jenkins, at New Orleans, 12/12/10

#### Longest Returns

99t Johnnie Johnson, vs. Green Bay, 9/21/80  
**99t Janoris Jenkins, at San Diego, 11/23/14**  
**98t Alec Ogletree, at Houston, 10/13/13**  
97t Herb Rich, vs. Dallas Texans, 11/2/52  
Bobby Smith, vs. San Francisco, 10/18/64  
95t Will Sherman, vs. Green Bay, 12/16/56

#### Longest Return, Opponent

101t Richie Pettibon, @ Chicago, 12/9/62  
Henry Carr, vs. New York Giants, 11/13/66  
99t Tim Lewis, @ Green Bay, 11/18/84  
Dominique Rodgers-Cromartie, @ Arizona, 12/7/08  
97t Reggie Rutland, @ Minnesota, 12/15/91

### **TOUCHDOWNS**

#### Career

5 Ed Meador, 1959-70  
LeRoy Irvin, 1980-89  
**Janoris Jenkins, 2012-**  
4 Jack Pardee, 1957-70  
Jim Youngblood, 1973-84  
Rod Perry, 1975-82  
Nolan Cromwell, 1977-87  
Johnnie Johnson, 1980-89

#### Season

3 Monte Jackson, 1976  
Rod Perry, 1978  
**Janoris Jenkins, 2012**

### **FUMBLES**

#### **OPPONENTS' FUMBLES RECOVERED**

#### Career

19 Johnnie Johnson, 1980-89  
18 Ed Meador, 1959-70  
17 Nolan Cromwell, 1977-87

#### Season

5 Andy Robustelli, 1955  
Bill Jabko, 1959  
Ed Meador, 1961  
Johnnie Johnson, 1981  
Brian Young, 2003  
4 Many times, last by Anthony Parker, 1995  
**3 Many times, last by William Hayes, 2013**

#### Longest Fumble Return

98t Toby Wright, @ New Orleans, 10/23/94  
94t Keith Lyle, @ Atlanta, 9/24/00  
93t Adam Archuleta, vs. Tampa Bay, 10/18/04

#### Longest Fumble Return, Opponent

85t Eric Hill, vs. Phoenix, 9/1/91  
84t Larry Brink, vs. Chicago Bears, 11/28/54  
82t Donnie Edwards, vs. San Diego, 11/10/02

### **OPPONENTS' FUMBLES**

#### **RETURNED FOR TOUCHDOWNS**

#### Career

2 Jack Dwyer, 1952-54  
Toby Wright, 1994-97  
Leonard Little, 1998  
1 Mike Jones, 1997-2000  
Devin Bush, 1999-2001  
Dre' Bly, 1999-2002  
Aeneas Williams, 2001-04  
Adam Archuleta, 2001-05  
Victor Adeyanju, 2006  
Oshiomogho Atogwe, 2008  
**Janoris Jenkins, 2012**  
**Daren Bates, 2013**  
**Chris Long, 2013**



Robert Quinn, 2013  
Rodney McLeod, 2015

## **SACKS**

### **TOTAL SACKS**

#### **Career (Unofficial)**

159.5 David (Deacon) Jones, 1961-71  
151.5 Jack Youngblood, 1971-84  
94 Merlin Olsen, 1962-76

#### **Season**

22 David (Deacon) Jones, 1964  
David (Deacon) Jones, 1968  
19 **Robert Quinn, 2013**  
18 Jack Youngblood, 1979  
17 Kevin Carter, 1999

#### **Season, Rookie**

9 **Aaron Donald, 2014**  
8 David (Deacon) Jones, 1961  
6 Kevin Carter, 1995  
5 Sean Gilbert, 1992  
**Robert Quinn, 2011**

#### **Game**

5 Gary Jeter, @ Los Angeles Raiders, 9/18/88  
4.5 Kevin Greene, @ San Francisco, 12/18/88  
4 Sean Gilbert, vs. Pittsburgh, 9/12/93  
Leonard Little, vs. Minnesota, 11/30/03

#### **Game, Opponent**

4 Edmund Nelson, vs. Pittsburgh, 9/16/84  
Roy Barker, vs. San Francisco 10/25/98  
Darryl Tapp, @ Seattle 10/21/07  
3 Many times, last by Chris Clemons, vs. Seattle, 11/20/11  
2.5 John Rade, @ Atlanta, 11/17/85  
Reggie White, @ Green Bay, 9/3/95  
Kevin Greene, vs. Carolina 11/17/96  
DaShon Polk, @ Houston 11/27/05  
Bryant Young, @ San Francisco 11/18/07  
Brian Orakpo, vs. Washington, 10/2/11  
Isreal Idonije, @ Chicago, 9/23/12

## **TACKLES**

### **COMBINED TACKLES**

#### **Career**

948 **James Laurinaitis, 2009-present**  
915 Merlin Olsen, 1962-76  
897 Jack Reynolds, 1970-80  
896 David (Deacon) Jones, 1961-71

#### **Season**

193 London Fletcher, 2000  
189 London Fletcher, 2001  
185 Jim Collins, 1984

## **BLOCKED KICKS**

### **BLOCKED PUNTS**

#### **Career**

10 Ed Meador, 1959-70  
8 Jack Youngblood, 1971-84  
David (Deacon) Jones, 1961-71  
6 Ivory Sully, 1979-84  
Nolan Cromwell, 1977-87

#### **Season**

4 Ed Meador, 1964  
3 Ed Meador, 1962  
Irv Cross, 1966  
Tony Guillory 1967  
Nolan Cromwell, 1987

# TEAM RECORDS

## GAMES WON

### Most Consecutive Games Won (Including postseason)

11 1969  
8 1952, 1967, 2001  
7 1978, 1985, 1999, 2003

### Most Games Won, Season (Regular Season)

14 2001  
13 1999  
12 1973, 1975, 1978, 2003

### Most Consecutive Games Won, Season (Including postseason)

11 1969  
8 1952, 1967, 2001  
7 1978, 1985, 1999, 2003

### Most Consecutive Home Games Won (Regular Season)

15 2002-04  
13 1998-2000  
11 1973-74, 1976-78

### Most Consecutive Road Games Won (Regular Season)

9 2000-02  
7 1967-68  
1968-69  
1975-76  
5 1988

## GAMES LOST

### Most Consecutive Games Lost (Regular Season)

17 2008-09  
12 1937-38, 1959-60  
11 1991-92

### Most Consecutive Home Games Lost (Regular Season)

14 2008-10  
11 1961-63  
8 1997-98

### Most Consecutive Away Games Lost (Regular Season)

12 1991-92  
10 1961-62  
9 1956-57, 1964-65, 2008-09

## SCORING

### Most Points, Season

540 2000  
526 1999  
503 2001

### Most Points, Opponent, Season

471 2000  
465 2008  
438 2007

### Fewest Points, Season

75 1937  
116 1941  
131 1938

### Fewest Points, Opponent, Season

135 1975  
136 1945  
146 1977

### Most Points, Game

70 vs. Baltimore, 10/22/50  
65 vs. Detroit, 10/29/50  
59 vs. Atlanta, 12/4/76  
vs. Atlanta, 11/10/96

### Most Points, Opponent, Game

56 @ Philadelphia, 10/8/50  
@ Baltimore, 11/25/56  
54 @ Kansas City, 10/22/00  
52 vs. Chicago, 10/13/63

### Most Points, Both Teams, Game

97 Rams 70, Baltimore 27, 10/22/50  
89 Rams 52, New York Giants 37, 11/14/48  
Rams 65, Detroit 24, 10/29/50  
88 Rams 57, vs. San Diego 31 10/1/00  
@ Kansas City 54, Rams 34, 10/22/00

### Fewest Points, Both Teams, Game

6 Many times, last @ New Orleans 6, Rams 0, 11/9/86  
7 vs. Chicago Cardinals 7, Rams 0, 11/23/41  
@ Chicago Cardinals 7, Rams 0, 9/13/42  
9 @ Green Bay 6, Rams 3, 11/14/65  
Rams 9, @ Cleveland 0, 11/27/77

### Most Points Overcome to Win Game

24 @ Tampa Bay, 12/6/92, (trailed 3-27, won 31-27)  
22 @ Green Bay, 10/12/52, (trailed 6-28, won 30-28)  
21 @ Green Bay, 11/17/57, (trailed 3-24, won 31-27)  
@ Houston, 11/27/05, (trailed 3-24, won 33-27)

### Most Points, Opponent, Overcome to Win Game

23 @ Green Bay, 9/12/82, (trailed 23-0, won 35-23)  
21 vs. Denver, 12/12/82, (trailed 21-0, won 27-24)  
vs. Dallas, 9/21/14, (trailed 21-0, won 34-31)  
18 vs. New Orleans, 10/28/01, (trailed 24-6, won 34-31)

### Most Points Overcome to Tie Game

28 vs. Philadelphia, 10/3/48, (trailed 0-28, tied 28-28)  
17 @ Chicago Cardinals, 11/15/53, (trailed 17-0, tied 24-24)  
14 @ Chicago Bears, 10/13/46, (trailed 24-10, tied 24-24)  
@ Chicago Cardinals, 11/20/49, (trailed 28-14, tied 28-28)  
@ Minnesota, 11/25/62, (trailed 24-10, tied 24-24)

### Most Points, First Half

44 vs. Green Bay, 9/21/80  
38 vs. Green Bay, 9/24/89  
vs. Oakland, 11/30/14  
36 vs. St. Louis, 12/15/85

### Most Points, Opponent, First Half

42 @ Baltimore, 11/25/56  
40 @ New York Jets, 11/9/08  
38 @ San Francisco, 10/28/51

### Most Points, Both Teams, First Half

55 vs. New York Yanks, 11/18/51 (Rams 34, Yanks 21)  
vs. Detroit, 10/30/60 (Rams 34, Lions 21)  
51 vs. Green Bay, 9/21/80 (Rams 44, Packers 7)  
50 vs. Atlanta, 10/15/00 (Rams 29, Falcons 21)

### Most Points, Second Half

41 vs. Detroit, 10/29/50  
38 vs. Chicago, 11/4/51  
35 vs. Baltimore, 10/22/50  
vs. Green Bay, 12/3/50  
vs. Atlanta, 12/4/76

### Most Points, Opponent, Second Half

35 vs. Minnesota, 11/17/72  
@ Green Bay, 9/12/82  
33 vs. St. Louis, 9/23/60  
31 vs. Cleveland, 10/7/51  
vs. San Francisco, 10/23/83  
vs. Green Bay, 9/24/89

### Most Points, Both Teams, Second Half

56 vs. Minnesota, 11/17/72 (Vikings 35, Rams 21)  
55 vs. Detroit, 10/29/50 (Rams 41, Lions 14)  
@ New York Giants, 11/19/50 (Giants 28, Rams 27)  
52 @ New York Giants, 11/14/48 (Rams 31, Giants 21)  
vs. Chicago Cardinals, 11/11/51 (Rams 38, Cardinals 14)

\*NFL Record  
† Ties NFL Record

**Most Points, First Quarter**

- 26 vs. Green Bay, 12/12/53
- 24 vs. Seattle, 10/31/76
- vs. New England, 11/2/80
- 21 Many times, last vs. Oakland, 11/30/14

**Most Points, Opponent, First Quarter**

- 28 @ Oakland, 10/29/72
- 21 Twice, last vs. Baltimore, 9/25/11
- 20 @ Kansas City, 10/22/00

**Most Points, Both Teams, First Quarter**

- 34 vs. Baltimore, 10/22/50 (Rams 21, Colts 13)
- 33 vs. Green Bay, 12/12/53 (Rams 26, Packers 7)
- 28 vs. New Orleans, 12/5/71 (Rams 21, Saints 7)
- @ Oakland, 10/29/72 (Raiders 28, Rams 0)
- vs. Dallas, 10/19/08 (Rams 21, Cowboys 7)
- vs. Chicago, 11/24/13 (Rams 21, Bears 7)

**Most Points, Second Quarter**

- 37 vs. Green Bay, 9/21/80
- 28 @ New Orleans, 10/7/79
- @ Atlanta, 12/9/79
- vs. Green Bay, 9/24/89
- vs. Indianapolis, 12/30/01
- 24 vs. Green Bay, 12/14/58
- vs. Detroit, 10/30/60
- vs. Pittsburgh, 9/22/68

**Most Points, Opponent, Second Quarter**

- 28 Many times, last @ San Francisco, 11/16/08
- 24 vs. Arizona, 11/2/08
- 23 vs. Minnesota, 12/16/12

**Most Points, Both Teams, Second Quarter**

- 45 vs. Detroit, 10/30/60 (Rams 24, Lions 21)
- 44 vs. Green Bay, 9/21/80 (Rams 37, Packers 7)
- 42 @ Detroit, 10/12/58 (Rams 21, Lions 21)

**Most Points, Third Quarter**

- \*41 vs. Detroit, 10/29/50
- 28 vs. Chicago Cards, 11/11/51
- 21 Many times, last at Houston, 10/13/13

**Most Points, Opponent, Third Quarter**

- 25 vs. New Orleans, 10/28/01
- 21 Many times, last @ Dallas, 9/30/07
- 20 Three times, last vs. San Francisco, 10/22/95

**Most Points, Both Teams, Third Quarter**

- 48 vs. Detroit, 10/29/50 (Rams 41, Lions 7)
- 31 @ New York Giants, 11/14/48 (Giants 21, Rams 10)
- @ Chicago, 11/3/86 (Rams 17, Bears 14)
- 28 Many times, last @ Cleveland, 12/12/90 (Rams 14, Browns 14)

**Most Points, Fourth Quarter**

- 28 vs. Chicago, 10/26/52
- vs. San Francisco, 12/30/02
- 24 @ Green Bay, 10/12/52
- @ Green Bay, 10/18/59
- @ Atlanta, 11/19/67
- 21 Many times, last vs. New Orleans, 10/23/05

**Most Points, Opponent, Fourth Quarter**

- 28 vs. San Francisco, 10/23/83
- 23 @ Oakland, 12/18/82
- 22 vs. Arizona, 11/20/05
- @ New Orleans, 11/11/07

**Most Points, Both Teams, Fourth Quarter**

- 38 @ New York Yanks, 11/19/50 (Yanks 21, Rams 17)
- 35 vs. Minnesota, 11/17/72 (Vikings 21, Rams 14)
- vs. San Francisco, 10/23/83 (49ers 28, Rams 7)
- 34 @ San Francisco, 10/4/92 (Rams 17, 49ers 17)

**TOUCHDOWNS****Most Touchdowns, Season**

- 67 2000
- 66 1999
- 64 1950

**Fewest Touchdowns, Season**

- 10 1937
- 16 1941
- 17 2009

**Most Touchdowns, Game**

- †10 vs. Baltimore, 10/22/50
- 9 vs. Detroit, 10/29/50
- 8 Five times, last vs. Atlanta 11/10/96

**Most Touchdowns, Opponents, Game**

- 8 @ Philadelphia, 10/8/50
- @ Baltimore, 11/25/56
- 7 @ San Francisco, 12/27/87
- @ Kansas City, 10/22/00
- @ Kansas City, 12/8/02
- 6 Many times, last vs. New England, 10/28/12

**Most Touchdowns, Both Teams, Game**

- 14 vs. Baltimore, 10/22/50 (Rams 10, Colts 4)
- 12 @ New York Giants, 11/14/48 (Rams 7, Giants 5)
- vs. Washington, 12/11/49 (Rams 8, Redskins 4)
- vs. Detroit, 10/29/50 (Rams 9, Lions 3)
- @ Kansas City, 10/22/00 (Chiefs 7, Rams 5)
- 11 Six times, last vs. San Francisco, 10/23/83 (49ers 6, Rams 5)

**POINTS AFTER TOUCHDOWNS****Most Points After Touchdowns, Season**

- 64 1999
- 59 1950
- 58 2000, 2001

**Most Points After Touchdowns, Game**

- \*10 vs. Baltimore, 10/22/50
- 8 vs. Detroit, 10/29/50
- vs. San Francisco, 11/9/58
- vs. Atlanta, 11/10/96
- 7 Many times, last vs. Oakland, 11/30/14

**Most Points After Touchdowns, Opponent, Game**

- 8 @ Philadelphia, 10/8/50
- @ Baltimore, 11/25/56
- 7 @ San Francisco, 12/27/87
- @ Kansas City, 12/8/02
- 6 Many times, last vs. New England, 10/28/12

**TWO-POINT CONVERSIONS****Most Two-Point Conversions, Season**

- 5 2012
- 4 1998, 2000, 2004
- 3 2013
- 2 1994, 1995, 1996, 1999, 2001, 2005

**Most Two-Point Conversions, Opponents, Season**

- 7 1997
- 3 1994, 2000
- 2 1988, 2007

**Most Two-Point Conversions, Game**

- \*4 vs. Atlanta, 10/15/00
- 1 27 times, last vs. San Francisco, 11/1/15

**Most Two-Point Conversions, Opponent, Game**

- 2 @ New Orleans, 11/11/07
- 1 Many times, last vs. Seattle, 9/13/15

**Most Two-Point Conversion Attempts, Season**

- 9 2000
- 6 1995, 2012
- 5 1994

**Most Two-Point Conversion Attempts, Opponent, Season**

- 8 1997
- 6 2000
- 4 1994, 2007

## FIELD GOALS

### Most Field Goals Attempted, Season

†49 1966  
47 1973  
45 1970

### Most Field Goals Attempted, Opponent, Season

39 2007  
38 2010  
37 1993, 2011, 2012

### Most Field Goals Attempted, Game

7 vs. Detroit, 12/9/51  
vs. Denver, 9/10/06  
6 Many times, last @ New Orleans, 11/26/72  
5 Many times, last vs. Denver, 11/16/14

### Most Field Goals Attempted, Opponent, Game

7 vs. Baltimore, 12/4/54  
vs. Minnesota, 11/5/89  
6 Many times, last vs. New Orleans, 9/26/04  
5 Many times, last vs. Minnesota, 12/16/12

### Most Field Goals Made, Game

6 vs. Denver, 9/10/06  
5 vs. Detroit, 12/9/51  
vs. San Diego, 10/1/00  
vs. Denver, 11/16/14  
4 Many times, last at Tampa Bay, 9/14/14

### Most Field Goals Made, Opponent, Game

†7 vs. Minnesota, 11/5/89  
5 vs. Dallas, 12/21/87  
vs. New Orleans, 9/26/04  
@ Baltimore, 10/14/07  
vs. Minnesota, 12/16/12  
4 Many times, last at Tampa Bay, 10/24/10

## SAFETIES

### Most Safeties, Game

\*3 vs. New York Giants, 9/30/84  
2 vs. Green Bay, 10/21/73  
2 @ Arizona, 11/6/11  
1 Many times, last vs. Carolina, 10/20/13

### Most Safeties, Game, Opponent

2 @ San Francisco, 9/8/96  
1 Many times, last vs. Arizona, 12/8/13

## FIRST DOWNS

### Most First Downs, Season

380 2000  
357 2001  
335 1999, 2003

### Most First Downs, Opponent, Season

337 2013  
333 1994  
2009  
329 1996

### Fewest First Downs, Season

88 1937  
101 1938  
103 1942

### Fewest First Downs, Opponent, Season

116 1944  
124 1939  
129 1945

### Most First Downs, Game

38 vs. New York Giants, 11/13/66  
34 vs. New York Yanks, 9/28/51  
vs. Arizona, 9/28/03  
33 vs. Green Bay, 12/16/56

### Most First Downs, Opponent, Game

36 vs. Jacksonville, 10/20/96  
32 @ San Francisco, 11/20/94  
30 vs. Phoenix, 10/2/88  
30 vs. Chicago, 11/24/13, vs. New Orleans 12/15/13

### Most First Downs, Both Teams, Game

58 vs. Chicago Bears, 10/24/54 (Rams 30, Bears 28)  
57 @ New York Yanks, 11/19/50 (Rams 32, Yanks 25)  
55 vs. Buffalo, 12/10/95 (Bills 28, Rams 27)  
vs. Minnesota, 12/10/00 (Rams 32, Vikings 23)

### Fewest First Downs, Game

2 vs. Washington, 11/21/37  
3 Four times, last @ Detroit, 9/24/40  
4 Four times, last @ Detroit, 12/14/69

### Fewest First Downs, Opponent, Game

1 @ Seattle, 11/4/79  
2 vs. Atlanta, 9/23/73  
4 vs. Chicago Cardinals, 9/17/38  
vs. Chicago Cardinals, 10/22/39

### Fewest First Downs, Both Teams, Game

12 vs. Chicago Cards, 10/3/37 (Rams 3, Cardinals 9)  
13 @ Detroit, 10/15/44 (Rams 7, Lions 7)  
15 Many times, last @ San Francisco, 11/21/76  
(Rams 8, 49ers 7)

### Most First Downs, Rushing, Season

177 1973  
148 1983  
144 1980

### Fewest First Downs, Rushing, Season

†36 1942  
51 1944  
61 1982

### Fewest First Downs, Rushing, Opponent, Season

53 1999  
63 1966  
64 1966, 1970

### Most First Downs, Rushing, Game

21 @ New Orleans, 11/25/73  
19 vs. Atlanta, 12/4/76  
18 Three times, last @ Seattle, 11/4/79

### Most First Downs, Rushing, Game, Opponent

20 @ Washington, 11/25/51  
18 vs. New Orleans, 12/16/79  
vs. Detroit, 9/7/80  
17 @ Detroit, 10/12/58

### Fewest First Downs, Rushing, Game

0 @ San Francisco, 12/6/64  
vs. New York Jets, 11/15/70  
@ Detroit, 11/17/91  
@ Kansas City, 12/8/02  
1 Many times, last vs. Seattle, 11/20/11  
2 Many times, last vs. Green Bay, 10/21/12

### Fewest First Downs, Rushing, Opponent, Game

0 Many Times, last @ Indianapolis, 11/10/13  
1 Many Times, last @ San Francisco, 11/18/07  
2 Many times, last vs. Oakland, 11/30/14

### Most First Downs, Passing, Season

247 2000  
236 2001  
219 2002

### Most First Downs, Passing, Opponent, Season

203 2013  
198 1944  
197 2012

### Fewest First Downs, Passing, Season

23 1937  
43 1944  
44 1941



**Fewest First Downs, Passing, Opponent, Season**

28 1937  
 41 1938, 1944  
 43 1939

**Most First Downs, Passing, Game**

23 vs. Minnesota, 12/16/12  
 22 @ New York Giants, 10/2/05  
 21 Many times, last vs. San Diego, 10/1/00  
 20 Many times, last @ New Orleans, 11/11/07

**Most First Downs, Opponent, Passing, Game**

24 vs. Jacksonville, 10/20/96, vs. New Orleans 12/15/13  
 23 @ Detroit Lions, 9/9/12  
 20 @ San Francisco, 10/3/04

**Fewest First Downs, Passing, Game**

0 @ San Francisco, 10/10/71  
 1 Many times, last vs. Detroit, 10/19/86  
 2 Many times, last @ New Orleans, 9/15/91

**Fewest First Downs, Passing, Opponent, Game**

0 @ Pittsburgh, 11/13/49  
 vs. Atlanta, 9/23/73  
 1 Many times, last @ Seattle, 11/4/79  
 2 Many times, last vs. Atlanta, 10/26/86

**Most First Downs, Penalty, Season**

36 1998  
 35 2013  
 31 1990  
 29 1981, 2010, 2011

**Most First Downs, Penalty, Opponent, Season**

47 2013  
 35 1997  
 33 1969

**Fewest First Downs, Penalty, Season**

5 1953  
 6 1938  
 7 1940, 1942

**Fewest First Downs, Penalty, Opponent, Season**

4 1938, 1940  
 5 1937  
 6 1944

**NET YARDS GAINED RUSHING/PASSING****Most Yards Gained, Season**

\*7,075 2000  
 6,690 2001  
 6,412 1999

**Most Yards Gained, Opponent, Season**

5,965 2009  
 5,950 2008  
 5,734 2011

**Fewest Yards Gained, Season**

1,794 1937  
 2,253 1938  
 2,286 1941

**Fewest Yards Gained, Opponent, Season**

2,519 1945  
 2,717 1937  
 2,785 1939

**Most Yards Gained, Game**

735 vs. New York Yanks, 9/28/51  
 614 vs. San Diego, 10/1/00  
 613 @ New York Yanks, 11/19/50

**Most Yards Gained, Opponent, Game**

582 vs. Cincinnati, 10/7/90  
 574 @ Baltimore, 11/25/56  
 541 @ Green Bay, 10/18/42

**Most Yards Gained, Both Teams, Game**

\*1,113 @ New York Yanks, 11/19/50 (Rams 636, Yanks 497)  
 995 vs. San Diego, 10/1/00 (Rams 614, Chargers 381)  
 937 vs. Denver, 9/4/00 (Rams 514, Broncos 424)

**Fewest Yards Gained, Game**

58 @ Chicago Bears, 11/29/42  
 81 vs. Chicago Cards 10/3/37  
 86 vs. Washington, 11/21/37

**Fewest Yards Gained, Opponent, Game**

\*-7 @ Seattle, 11/4/79  
 63 vs. Green Bay, 10/21/73  
 68 @ Chicago Cards, 10/22/39

**Most Consecutive Games, 300 or More Yards**

30 2000-02  
 29 1949-51  
 22 1999-2000

**RUSHING****ATTEMPTS****Most Rushing Attempts, Season**

659 1973  
 621 1977  
 615 1980

**Most Rushing Attempts, Game**

65 @ Minnesota, 9/19/76  
 63 @ Seattle, 11/4/79  
 61 vs. New Orleans, 10/16/77

**YARDS****Most Yards Gained Rushing, Season**

2,925 1973  
 2,864 1984  
 2,799 1980

**Most Yards Gained Rushing, Opponent, Season**

2,475 2008  
 2,440 1961  
 2,427 2011

**Fewest Yards Gained Rushing, Season**

798 1938  
 875 1942  
 929 1941

**Fewest Yards Gained Rushing, Opponent, Season**

1,119 1967  
 1,189 1999  
 1,202 1982

**Most Yards Gained Rushing, Game**

371 @ New York Yanks, 11/18/51  
 340 @ New Orleans, 11/25/73  
 337 vs. Carolina, 11/11/01

**Most Yards Gained Rushing, Opponent, Game**

352 @ Washington, 11/25/51  
 330 @ Cleveland, 11/24/57  
 vs. Detroit, 9/7/80

307 vs. New Orleans, 11/18/81

**Most Yards Gained Rushing, Both Teams, Game**

\*595 vs. New York Yanks, 11/18/50 (Rams 371, Yanks 224)  
 548 vs. Minnesota 11/5/61 (Rams 295, Vikings 253)  
 506 @ Green Bay, 10/22/44 (Packers 294, Rams 212)

**Fewest Yards Gained Rushing, Game**

-29 @ Washington, 10/11/42  
 6 vs. Arizona, 11/20/05  
 10 @ Chicago Bears, 11/29/42

**Fewest Yards Gained Rushing, Opponent, Game**

1 vs. Chicago Bears, 10/26/52  
 6 vs. New York Giants, 11/12/89  
 8 vs. New York Giants, 9/30/84

**Fewest Yards Gained Rushing, Both Teams, Game**

62 @ San Francisco, 12/6/64 (Rams 15, 49ers 47)  
 78 @ Detroit, 11/7/99 (Rams 57, Detroit 21)  
 82 vs. New Orleans, 9/6/98 (Rams 47, New Orleans 35)

## TOUCHDOWNS

### Most Touchdowns Rushing, Season

28 1950  
26 2000  
24 1954

### Most Touchdowns Rushing, Opponent, Season

26 1961, 2008  
24 2009  
22 1992, 1996, 2005

### Most Touchdowns, Rushing, Game

7 vs. Atlanta, 12/4/76  
6 vs. New York Yanks, 11/18/51  
5 vs. Chicago, 10/24/54  
@ Detroit, 10/12/58  
vs. Minnesota, 12/10/00

### Most Touchdowns, Rushing, Opponent, Game

6 vs. Cleveland, 11/24/57  
5 vs. Detroit, 10/30/60  
vs. Detroit, 9/7/80  
@ Pittsburgh, 11/3/96  
4 Many times, last @ Indianapolis, 10/17/05

### Most Touchdowns Rushing, Both Teams, Game

8 vs. New York Yanks, 11/18/51 (Rams 6, Yanks 2)  
7 @ Cleveland, 11/24/57 (Rams 1, Browns 6)  
@ Detroit, 10/12/58 (Rams 5, Lions 2)  
vs. Atlanta, 12/4/76 (Rams 7, Falcons 0)  
vs. Detroit, 9/7/80 (Rams 2, Lions 5)  
6 Many times, last @ Tampa Bay, 12/18/00 (Rams 3, Buccaneers 3)

## PASSING

### ATTEMPTS

#### Most Passes Attempted, Season

635 2002  
632 1995  
600 2003

#### Fewest Passes Attempted, Season

168 1937  
199 1945  
208 1944

#### Most Passes Attempted, Game

62 @ New York Giants, 10/2/05  
61 vs. Buffalo, 12/10/95  
56 @ San Francisco, 9/11/05

#### Most Passes Attempted, Opponent, Game

64 vs. Philadelphia, 11/6/49  
58 @ Arizona, 9/29/96  
vs. Atlanta, 12/2/07  
56 vs. New Orleans 12/15/13

#### Most Passes Attempted, Both Teams, Game

97 vs. Chicago, 12/26/99 (Bears 55, Rams 42)  
@ New York Giants, 10/2/05 (Rams 62, Giants 35)  
96 vs. Cardinals, 9/12/10 (Cardinals 41, Rams 55)  
93 vs. Atlanta, 12/2/07 (Rams 35, Atlanta 58)

#### Fewest Passes Attempted, Game

4 vs. Detroit, 9/10/37  
6 vs. Chicago Cards, 11/5/39  
@ New York Giants, 11/10/40  
8 vs. Chicago Bears, 10/9/38  
@ San Francisco, 11/21/76

#### Fewest Passes Attempted, Opponent, Game

†0 vs. Detroit, 9/10/37  
@ Pittsburgh, 11/13/49  
6 @ Brooklyn, 9/20/39  
7 vs. Chicago Cards, 11/5/39  
vs. Baltimore, 12/18/65

### Fewest Passes Attempted, Both Teams, Game

4 vs. Detroit, 9/10/37 (Rams 4, Lions 0)  
24 vs. Atlanta, 9/23/73 (Rams 15, Falcons 9)  
25 Many times, last @ Pittsburgh, 11/13/49 (Rams 25, Steelers 0)

## COMPLETIONS

### Most Passes Completed, Season

408 2002  
392 2005  
380 2000

### Most Passes Completed, Game

40 @ New York Giants, 10/2/05  
36 vs. San Diego, 11/10/02  
35 vs. San Francisco, 10/27/85  
@ Seattle, 9/10/00  
@ Green Bay, 11/29/04  
vs. Minnesota, 12/16/12

### Most Passes Completed, Opponent, Game

37 @ New York Jets, 9/25/83  
vs. Jacksonville, 10/20/96  
@ Arizona, 9/29/96  
36 vs. New England, 11/16/86  
vs. Chicago, 11/24/113  
34 @ St. Louis, 11/4/84

### Most Passes Completed, Both Teams, Game

65 @ Atlanta, 9/15/13 (Falcons 31, Rams 24)  
60 @ Philadelphia, 9/9/01 (Rams 28, Eagles 32)  
59 vs. Chicago, 12/26/99 (Rams 27, Bears 32)  
@ New York Giants, 10/2/05 (Rams 40, Giants 19)

### Fewest Passes Completed, Game

1 Many times, last @ New York Giants, 11/10/40  
2 @ San Francisco, 10/10/71  
3 Many times, last @ San Francisco, 11/21/76

### Fewest Passes Completed, Opponent, Game

†0 vs. Pittsburgh, 11/13/49  
2 Many times, last @ Seattle, 11/4/79  
3 Many times, last @ Chicago, 9/24/72

### Fewest Passes Completed, Both Teams, Game

1 vs. Detroit, 9/10/37 (Rams 1, Lions 0)  
4 vs. Chicago Bears, 10/9/38 (Rams 1, Bears 3)  
6 vs. Chicago Cards, 10/3/37 (Rams 3, Cardinals 3)  
vs. Pittsburgh, 10/29/39 (Rams 1, Steelers 5)

## YARDS

### Most Yards Gained, Passing, Season

\*5,492 2000  
4,903 2001  
4,480 2002

### Most Yards Gained, Passing, Opponent, Season

4,085 2000  
4,024 1989  
3,913 2009

### Fewest Yards Gained, Passing, Season

839 1937  
1,261 1944  
1,352 1941

### Fewest Yards Gained, Passing, Opponent, Season

883 1937  
1,248 1938  
1,249 1939

### Most Yards Gained, Passing, Game

541 vs. New York Yanks, 9/28/51  
506 vs. Chicago, 12/26/82  
453 vs. San Diego, 11/10/02

### Most Yards Gained, Passing, Opponent, Game

483 vs. Cincinnati, 10/7/90

475 vs. San Francisco, 11/28/93

439 vs. San Francisco, 12/11/89

**Most Yards Gained, Passing, Both Teams, Game**

847 vs. Cincinnati, 10/7/90 (Rams 364, Bengals 483)

784 vs. San Diego, 10/1/00 (Rams 451, Chargers 333)

769 vs. Chicago 12/26/82 (Rams 506, Bears 263)

**Fewest Yards Gained, Passing, Game**

-18 @ San Francisco, 10/10/71

-5 @ Dallas Texans, 11/9/52

18 vs. Pittsburgh, 10/29/39

**Fewest Yards Gained, Passing, Opponent, Game**

-30 @ Seattle, 11/4/79

-1 @ Green Bay, 10/13/74

0 vs. Detroit, 9/10/37

@ Pittsburgh, 11/13/49

**Fewest Yards Gained, Passing, Both Teams, Game**

20 vs. Detroit, 9/10/37 (Rams 20, Lions 0)

28 @ Dallas Texans, 11/9/52 (Rams -5, Texans 33)

44 @ San Francisco, 11/21/76 (Rams 26, 49ers 18)

**COMPLETION PERCENTAGE**

**Highest Completion Percentage, Season**

68.8 2001

66.2 2012

65.4 2005

**Highest Completion Percentage, Opponent, Season**

68.1 2013

65.7 2012

63.3 2002

62.6 2008

**Highest Completion Percentage, Game (10 att.)**

88.9 @ San Francisco, 11/7/54

87.0 vs. San Francisco, 10/10/99

86.3 vs. Seattle, 10/19/14

**Highest Completion Percentage, Opponent, Game (10 att.)**

91.3 vs. Cleveland, 12/26/93

84.3 at Arizona, 12/9/13

85.7 at Kansas City, 10/27/14

**HAD INTERCEPTED**

**Fewest Passes Had Intercepted, Season**

7 1969

8 2006

10 2011

**Most Passes Had Intercepted, Season**

35 1941

34 1938

32 1981

**Most Passes Had Intercepted, Game**

7 Many times, last vs. Detroit, 10/26/58

6 Many times, last @ Carolina, 12/12/04

5 Many times, last @ Tennessee, 12/13/09

**TOUCHDOWNS**

**Most Touchdowns, Passing, Season**

42 1999

37 2000, 2001

31 1950, 1980, 1988

**Most Touchdowns, Passing, Game**

6 vs. New York Bulldogs, 11/27/49

vs. Washington, 12/11/49

vs. Detroit, 10/29/50

5 Many times, last vs. San Diego, 10/1/00

4 Many times, last vs. Washington, 12/24/06

**Most Touchdowns, Passing, Opponent, Game**

5 vs. St. Louis, 9/23/60

vs. Chicago, 10/13/63

vs. Miami, 12/14/86

@ San Francisco, 12/27/87

4 Many times, last vs. New England, 10/28/12

3 Many times, last at Green Bay, 10/16/11

**SACKS**

**TOTAL SACKS**

**Most Sacks, Season**

57 1999

56 1980, 1985, 1988

53 1970, 2013

**Fewest Sacks, Season**

17 1991

18 1982

25 2009

26 1994

**Most Sacks, Game**

10 vs. Atlanta, 9/28/69

vs. San Diego, 10/4/70

9 Many times, last vs. Arizona, 10/4/12

8 Three times, last vs. Minnesota, 11/30/03

**Most Sacks, Opponent, Game**

11 @ Baltimore, 11/22/64

10 @ San Francisco, 12/6/74

vs. San Francisco, 10/11/76

9 @ New Orleans, 12/1/85

**Most Sacks, Both Teams, Game**

16 @ Baltimore, 11/22/64 (Rams 5, Colts 11)

14 @ New Orleans, 10/24/76 (Rams 9, Saints 5)

13 vs. Tampa Bay, 11/5/78 (Rams 9, Buccaneers 4)

**INTERCEPTIONS**

**TOTAL INTERCEPTIONS**

**Most Interceptions, Season**

38 1952

32 1967, 1976

31 1950, 1955

**Most Interceptions, Game**

7 vs. Detroit, 11/26/44

vs. Green Bay, 11/11/45

@ Chicago Bears, 10/9/49

vs. San Francisco, 10/18/64

6 @ Pittsburgh, 12/4/38

@ New York Yanks, 11/19/50

@ Dallas, 11/9/52

@ Kansas City, 10/20/85

@ Atlanta, 12/15/96

5 Many times, last @ Tennessee, 12/13/09

**YARDS GAINED**

**Most Yards, Season**

712 1952

567 1999

546 1980

**Most Yards, Opponent, Season**

518 1952

497 1995

492 2002

**Fewest Yards, Season**

5 1959

15 1938

24 1939

**Fewest Yards, Opponent, Season**

27 1938

40 1969

61 1939

**Most Yards, Game**

314 vs. San Francisco, 10/18/64

225 vs. Green Bay, 9/21/80

177 vs. Jacksonville, 10/20/96

**Most Yards, Opponent, Game**



182 vs. Dallas Texans, 11/2/52  
 171 @ San Francisco, 11/26/95  
 149 @ Chicago, 10/11/64

**Most Yards, Both Teams, Game**

338 vs. San Francisco, 10/18/64 (Rams 314, 49ers 24)  
 308 vs. Dallas Texans, 11/2/52 (Rams 126, Texans 182)  
 244 vs. Detroit, 11/1/53 (Rams 129, Lions 115)

**TOUCHDOWNS**

**Most Touchdowns By Interceptions, Both Teams, Game**

3 vs. Detroit, 11/1/53 (Rams 2, Lions 1)  
 @ Arizona, 12/30/07 (Rams 1, Cardinals 2)  
 2 Many times, last @ Arizona, 11/23/03 (Rams 1, Cardinals 1)

**PUNTING**

**TOTAL PUNTS**

**Most Punts, Season**

106 2011  
 98 1986  
 95 1979, 1997, 1998

**Most Punts, Opponents, Season**

108 1979  
 104 1978  
 96 1986

**Most Punts, Game**

12 vs. Chicago Bears, 10/9/38  
 vs. Green Bay, 11/26/39  
 @ New York, 11/10/40  
 @ San Francisco, 11/21/76  
 11 Many times, last @ vs. San Francisco, 1/3/2010  
 10 Many times, last vs. Seattle, 11/20/11

**Most Punts, Opponent, Game**

14 vs. New York Yanks, 9/28/51  
 12 Three times, last vs. Chicago Cardinals, 11/23/41  
 11 Many times, last @ Seattle, 11/4/79

**AVERAGE YARDAGE**

**Highest Average Distance, Punting, Season**

49.6 2008  
 47.2 2007  
 46.8 2009

**Highest Average Distance, Punting, Game (4 punts)**

56.9 vs. Arizona, 10/4/12  
 56.2 vs. Buffalo, 9/28/08  
 55.7 vs. New York Giants, 9/14/08  
 56.0 vs. Arizona, 10/7/07

**Highest Avg. Distance, Punting, Opponent, Game (4 punts)**

57.3 @ Chicago Bears, 11/16/52  
 55.8 @ Detroit 10/10/54  
 55.3 @ Washington, 10/26/41

**PUNT RETURNS**

**TOTAL RETURNS**

**Most Punt Returns, Season**

67 1978  
 62 1970  
 58 1969, 1979

**Most Punt Returns, Opponents, Season**

60 1963, 1997  
 59 1979  
 58 1998

**Fewest Punt Returns, Season**

14 1961  
 19 1993  
 22 1982

**Fewest Punt Returns, Opponent, Season**

17 2001  
 22 1972  
 23 1999

**Most Punt Returns, Game**

8 Many times, last @ San Francisco, 10/25/81  
 7 Many times, last @ Tennessee, 10/31/99  
 6 Many times, last vs. San Francisco, 9/7/97

**Most Punt Returns, Opponent, Game**

9 vs. Baltimore, 11/22/64  
 vs. Minnesota, 12/2/79  
 @ Philadelphia, 9/7/08  
 8 @ Detroit, 9/27/42  
 @ Chicago Bears, 11/29/42  
 7 Many times, last vs. Seattle, 11/20/11

**Most Punt Returns, Both Teams, Game**

15 @ Detroit, 9/27/42 (Rams 7, Lions 8)  
 @ Baltimore, 11/27/66 (Rams 8, Colts 7)  
 14 @ Atlanta, 9/12/76 (Rams 7, Falcons 7)  
 13 vs. Chicago, 11/23/75 (Rams 7, Bears 6)  
 @ Atlanta, 9/18/77 (Rams 8, Falcons 5)  
 @ Tampa Bay, 9/23/79 (Rams 7, Buccaneers 6)  
 vs. Minnesota, 12/2/79 (Rams 4, Vikings 9)

**FAIR CATCHES**

**Most Fair Catches, Season**

25 1998, 1999, 2011  
 24 1989, 2011  
 23 1997, 2005

**Most Fair Catches, Opponent, Season**

30 1968, 1986  
 28 2011  
 23 2013  
 22 1985, 2006

**Most Fair Catches, Game**

4 Many times, last vs. Seattle, 11/20/11  
 3 Many times, last at San Francisco, 10/4/09  
 2 Many times, last at San Francisco, 11/14/10

**Most Fair Catches, Opponent, Game**

5 Four times, last at San Francisco, 11/14/10  
 4 Many times, last at Pittsburgh, 12/2/11  
 3 Many times, last vs. Atlanta, 11/21/10

**Most Fair Catches, Both Teams, Game**

8 @ Baltimore, 11/8/71 (Rams 3, Colts 5)  
 7 Many times, last @ SF, 11/14/10 (Rams 2, 49ers 5)  
 6 Many times, last @ San Francisco, 9/17/06 (Rams 2, 49ers 4)

**YARDS GAINED**

**Most Yards, Punt Returns, Season**

711 1978  
 676 1981  
 640 1947

**Most Yards, Punt Returns, Opponent, Season**

681 1963  
 652 1998  
 637 1994

**Fewest Yards, Punt Returns, Season**

79 2013  
 102 1993  
 129 1960  
 143 2004

**Fewest Yards, Punt Returns, Opponent, Season**

55 1972  
67 1971  
116 1977

**Most Yards, Punt Returns, Game**

219 @ Atlanta, 10/11/81  
166 @ San Francisco, 10/25/81  
147 @ Cincinnati 10/3/99

**Most Yards, Punt Returns, Opponents, Game**

155 vs. Washington, 9/21/63  
148 @ Buffalo, 11/21/04  
141 @ Green Bay, 10/9/94

**Most Yards, Punt Returns, Both Teams, Game**

\*282 @ Atlanta, 10/11/81 (Rams 219, Falcons 63)  
198 @ Chicago Bears, 10/10/48 (Rams 69, Bears 129)  
189 @ Kansas City, 12/8/02 (Rams 94, Chiefs 95)

**TOUCHDOWNS**

**Most Touchdowns, Punt Returns, Season**

3 1981  
2 1947, 1949, 1952, 1984, 1992, 1996  
1 1998, 1999, 2000, 2007, 2011, 2013, 2014

**Most Touchdowns, Punt Returns, Opponent, Season**

3 1951, 1994  
2 1993, 2002, 2003, 2011

**Most Touchdowns, Punt Returns, Game**

†2 @ Atlanta, 10/11/81  
vs. Atlanta, 12/27/92

**Most Touchdowns, Punt Returns, Game, Opponent**

2 @ Detroit, 10/14/51  
1 Many times, last vs. San Francisco, 12/26/19

**KICKOFF RETURNS**

**Most Kickoff Returns, Season**

84 2004  
82 2007  
80 2008

**Most Kickoff Returns, Opponent, Season**

86 2001  
85 1999  
84 1989

**Fewest Kickoff Returns, Season**

26 1945  
33 1977  
34 1975

**Fewest Kickoff Returns, Opponent, Season**

19 1941  
25 2013  
35 1955

**Most Kickoff Returns, Game**

9 vs. New Orleans, 10/28/01  
at Tennessee, 12/13/09  
at Detroit, 10/10/10  
8 Many times, last vs. Pittsburgh, 12/20/07  
7 Many times, last vs. Atlanta, 11/21/10

**Most Kickoff Returns, Opponent, Game**

9 vs. San Diego, 10/1/00  
8 Many times, last vs. Green Bay, 9/27/09  
7 Many times, last vs. Indianapolis, 10/25/09

**Most Kickoff Returns, Both Teams, Game**

15 vs. New Orleans, 10/28/01 (Rams 9, Saints 6)  
14 vs. Chicago Bears, 10/24/54 (Rams 7, Bears 7)  
@ San Francisco, 11/7/54 (Rams 7, 49ers 7)  
@ New Orleans, 10/23/94 (Rams 7, Saints 7)  
vs. San Diego, 10/1/00 (Rams 5, Chargers 9)  
@ Kansas City, 10/22/00 (Rams 8, Chiefs 6)

**YARDS GAINED**

**Most Yards, Kickoff Returns, Season**

1,938 2007  
1,764 2009  
1,761 2008

**Most Yards, Kickoff Returns, Opponent, Season**

2,194 2001  
2,115 1999  
1,888 2000

**Fewest Yards, Kickoff Returns, Season**

448 1945  
690 1949  
705 1977

**Fewest Yards, Kickoff Returns, Opponent, Season**

463 1941  
544 1942  
545 1942

**Most Yards, Kickoff Returns, Game**

267 @ Kansas City, 10/22/00  
254 vs. Chicago, 10/13/63  
239 vs. St. Louis, 11/14/76

**Most Yards, Kickoff Returns, Opponent, Game**

362 vs. Detroit, 10/29/50  
304 @ New Orleans, 10/23/94  
263 @ New York Giants, 11/11/48

**Most Yards, Kickoff Returns, Both Teams, Game**

560 vs. Detroit, 10/29/50 (Rams 198, Lions 362)  
501 @ New Orleans, 10/23/94 (Rams 197, Saints 304)  
384 @ New York Giants 11/14/48 (Rams 121, Giants 263)

**TOUCHDOWNS**

**Most Touchdowns, Kickoff Returns, Season**

3 1950, 1985  
2 1999  
1 1998, 2000, 2005

**Most Touchdowns, Kickoff Returns, Opponent, Season**

2 1950, 1964, 1967, 1981, 1994, 2001, 2002, 2003,  
2006, 2007  
1 Many times, last in 2009

**Most Touchdowns, Kickoff Returns, Game**

2 vs. Green Bay, 11/24/85  
1 Many times, last vs. Seattle, 10/9/05

**Most Touchdowns, Kickoff Returns, Game, Opponent**

2 @ New Orleans, 10/23/94  
vs. Chicago, 12/11/06  
1 Many times, last at Detroit, 10/10/10

**FUMBLES**

**TOTAL FUMBLES**

**Most Fumbles, Season**

42 1996  
40 1964, 1965  
39 1978, 1986

**Most Fumbles, Opponent, Season**

42 1996  
40 1964, 1965  
39 1978, 1986

**Fewest Fumbles, Season**

14 2010  
17 1960  
18 2008

**Fewest Fumbles, Opponent, Season**

13 1956  
15 1974, 1982, 1994  
16 1998

**Most Fumbles, Game**

- 8 vs. Detroit, 10/31/65
- 7 Many times, last vs. New Orleans, 12/16/79
- 6 Many times, last @ New York Giants, 9/7/03

**Most Fumbles, Opponent, Game**

- 8 @ Chicago Cards, 11/27/38
- 7 Many times, last vs. Arizona, 12/9/10
- 6 Many times, last @ Green Bay, 9/4/88

**Most Fumbles, Both Teams, Game**

- 14 @ Chicago Bears, 11/24/40 (Rams 7, Bears 7)
- 12 @ Chicago Bears, 9/15/39 (Rams 6, Bears 6)
- @ Chicago Bears, 11/16/52 (Rams 7, Bears 5)
- 11 @ New York Giants, 9/7/03 (Rams 6, Giants 5)
- @ New Orleans, 10/24/76 (Rams 4, Saints 7)
- @ New York Giants, 12/1/46 (Rams 6, Giants 5)
- @ Chicago Cardinals, 11/27/38 (Rams 3, Cardinals 8)

**FUMBLES LOST**

**Most Fumbles Lost, Season**

- 24 1983
- 23 1958
- 22 1953, 1965, 1978, 1986, 2001

**Most Fumbles Lost, Opponent, Season**

- 24 1947, 1948
- 22 1984, 2003
- 20 1966, 1983

**Most Fumbles Lost, Game**

- 6 vs. New England, 12/11/83
- vs. Detroit, 10/31/65
- @ Detroit, 9/29/40
- 5 Many times, last vs. Phoenix, 9/1/91
- 4 Many times, last vs. Tampa Bay, 11/26/01

**Most Fumbles Lost, Opponent, Game**

- 5 @ New Orleans, 10/24/76
- @ Green Bay, 9/25/66
- @ Detroit, 10/15/44
- @ Chicago Cardinals, 11/27/38
- 4 Many times, last vs. Cardinals, 12/9/10
- 3 Many times, last @ Washington, 10/12/08

**Most Fumbles Lost, Both Teams, Game**

- 9 @ Chicago Bears, 9/15/39 (Rams 5, Bears 4)
- 8 Many times, Last vs. New England, 12/11/83 (Rams 6, Patriots 2)
- 7 @ Philadelphia, 12/1/02 (Rams 3, Eagles 4)
- @ Chicago Bears, 11/16/52 (Rams 4, Bears 3)
- @ Detroit, 9/29/40 (Rams 6, Lions 1)
- @ Chicago Cardinals, 11/27/38 (Rams 2, Cardinals 5)

**PENALTIES**

**TOTAL PENALTIES**

**Most Penalties, Season**

- 142 1997
- 133 1978, 1996
- 131 2011

**Most Penalties, Opponent, Season**

- 142 1997
- 133 1978, 1996
- 126 2010

**Fewest Penalties, Season**

- 29 1941
- 45 1942
- 51 1959

**Fewest Penalties, Opponent, Season**

- 43 1945
- 46 1942
- 47 1941, 1958

**Most Penalties, Game**

- 15 Five times, last vs. Philadelphia, 12/18/05
- 14 Many times, last vs. New Orleans, 11/26/00
- 13 Many times, last vs. San Francisco, 11/11/12

**Most Penalties, Opponent, Game**

- 18 vs. Chicago Bears, 11/10/46
- vs. Cleveland, 10/7/51
- 17 vs. New Orleans, 11/26/00
- 16 @ Chicago Bears, 10/10/48

**Most Penalties, Both Teams, Game**

- 31 vs. New Orleans, 11/26/00 (Rams 14, Saints 17)
- 27 vs. Chicago Bears, 11/10/46 (Rams 9, Bears 18)
- 26 vs. New Orleans, 11/8/81 (Rams 13, Saints 13)
- vs. Cincinnati, 9/1/96 (Rams 11, Bengals 15)
- @ Buffalo, 11/21/04 (Rams 11, Bills 15)
- @ San Francisco, 11/14/10 (Rams 12, 49ers 14)

**Fewest Penalties, Game**

- 0 vs. New Orleans, 12/9/90
- vs. Baltimore, 12/18/65
- @ Chicago, 11/29/42
- @ New York, 11/16/41
- 1 Many times, last vs. Atlanta, 1/6/02
- 2 Many times, last @ Tampa Bay, 12/18/00

**Fewest Penalties, Opponent, Game**

- 0 @ New England 10/26/08
- vs. Chicago, 9/24/95
- vs. Minnesota, 11/19/72
- vs. New York, 9/27/41
- 1 Many times, last @ Seattle, 9/10/00
- 2 Many times, last vs. Pittsburgh, 12/20/07

**Fewest Penalties, Both Teams, Game**

- 1 vs. New York Yanks, 9/27/53 (Rams 1, Yanks 0)
- 2 vs. Green Bay, 12/16/62 (Rams 1, Packers 1)
- vs. Baltimore, 12/18/65 (Rams 0, Colts 2)
- 3 Many times, last @ Phoenix, 12/5/93 (Rams 1, Cardinals 2)

**YARDS PENALIZED**

**Most Yards Penalized, Season**

- 1,169 1978
- 1,065 1997
- 1,015 1996

**Most Yards Penalized, Opponent, Season**

- 1,066 2005
- 1,064 1997
- 1,028 1951

**Fewest Yards Penalized, Season**

- 195 1938
- 220 1939
- 218 1937

**Fewest Yards Penalized, Opponent, Season**

- 220 1939
- 249 1938
- 318 1939

**Most Yards Penalized, Game**

- 162 vs. Baltimore, 10/22/50
- 149 @ Dallas, 11/6/60
- 145 @ Chicago Bears, 10/19/58

**Most Yards Penalized, Opponent, Game**

- 177 vs. San Francisco, 9/18/94
- 173 vs. Minnesota, 9/22/67
- 150 vs. Detroit, 10/3/52

**Most Yards Penalized, Both Teams, Game**

- 269 vs. Green Bay, 12/3/50 (Rams 123, Packers 146)
- 267 vs. Minnesota, 9/22/67 (Rams 94, Vikings 173)
- 253 @ Atlanta, 11/19/67 (Rams 135, Falcons 118)

**Fewest Yards Penalized, Game**

- 0 Many times, last vs. New Orleans, 12/9/90
- 5 Many times, Last @ Arizona, 12/7/08
- 7 @ New Orleans, 10/30/88  
@ Detroit, 10/12/58

**Fewest Yards Penalized, Opponent, Game**

- †0 Three times, last @ New England, 10/26/08
- 5 Many times, last @ Atlanta, 10/14/93
- 7 @ New Orleans, 10/30/88  
@ Green Bay 12/20/92

**Fewest Yards Penalized, Both Teams, Game**

- 10 vs. Green Bay, 12/16/62 (Rams 5, Packers 5)
- 15 vs. Chicago Cards, 11/23/41 (Rams 5, Cardinals 10)  
vs. New York Yanks, 9/27/53 (Rams 15, Yanks 0)
- 20 Many times, last @ Phoenix, 12/5/93 (Rams 10,  
Cardinals 10)

# RAMS BIG DAYS

**Bold denotes player active with Rams**

*Italics denotes rookie*

## **RUSHING**

247	Willie Ellison vs. New Orleans .....	Dec. 5, 1971	(26 carries, 1 TD)
223	<i>Tom Wilson vs. Green Bay</i> .....	<i>Dec. 16, 1956</i>	<i>(23 carries, 0 TD)</i>
221	Greg Bell vs. Green Bay .....	Sept. 24, 1989	(28 carries, 2 TD)
220	Marshall Faulk @ New Orleans .....	Dec. 24, 2000	(32 carries, 2 TD)
215	Eric Dickerson vs. Houston .....	Dec. 9, 1984	(27 carries, 2 TD)
213	Charles White @ St. Louis .....	Nov. 15, 1987	(34 carries, 1 TD)
212	<i>Jerome Bettis @ New Orleans</i> .....	<i>Dec. 12, 1993</i>	<i>(28 carries, 1 TD)</i>
210	Greg Bell @ New England .....	Dec. 24, 1989	(26 carries, 1 TD)
208	Eric Dickerson @ St. Louis .....	Nov. 4, 1984	(21 carries 0 TD)
208	Marshall Faulk vs. Atlanta .....	Oct. 15, 2000	(25 carries, 1 TD)
207	Eric Dickerson vs. Tampa Bay .....	Oct. 5, 1986	(30 carries, 2 TD)
205	Dan Towler @ Baltimore .....	Nov. 22, 1953	(14 carries, 1 TD)
202	Marshall Faulk @ Carolina .....	Dec. 23, 2001	(30 carries, 2 TD)
199	Ollie Matson @ Chicago Bears .....	Oct. 11, 1959	(31 carries, 3 TD)
199	<i>Eric Dickerson vs. Detroit</i> .....	<i>Oct. 2, 1983</i>	<i>(30 carries, 2 TD)</i>
195	Trung Canidate @ New York Jets .....	Oct. 21, 2001	(23 carries, 2 TD)
193	Eric Dickerson @ St. Louis .....	Sept. 7, 1986	(38 carries, 2 TD)
192	<i>Eric Dickerson @ New York Jets</i> .....	<i>Sept. 25, 1983</i>	<i>(28 carries, 2 TD)</i>
191	Eric Dickerson @ Tampa Bay .....	Nov. 25, 1984	(28 carries, 3 TD)
183	Marshall Faulk vs. Carolina .....	Nov. 11, 2001	(15 carries, 2 TD)
183	Marshall Faulk vs. Seattle .....	Oct. 20, 2002	(32 carries, 3 TD)
181	Marshall Faulk @ Atlanta .....	Oct. 17, 1999	(18 carries, 1 TD)
179	Steven Jackson vs. Jacksonville .....	Oct. 30, 2005	(25 carries, 0 TD)
178	Marshall Faulk @ Arizona .....	Nov. 3, 2002	(27 carries, 1 TD)
170	Eric Dickerson vs. Atlanta .....	Oct. 26, 1986	(30 carries, 0 TD)
169	Dick Bass @ Chicago .....	Dec. 9, 1962	(20 carries, 1 TD)
168	Marshall Faulk vs. Atlanta .....	Jan. 6, 2002	(20 carries, 1 TD)
166	Ron Waller vs. Philadelphia .....	Sept. 30, 1956	(20 carries, 1 TD)
166	Charles White vs. Pittsburgh .....	Oct. 11, 1987	(33 carries, 1 TD)
164	Eric Dickerson @ New Orleans .....	Oct. 14, 1984	(20 carries, 0 TD)
161	Steven Jackson @ Atlanta .....	Dec. 28, 2008	(30 carries, 2 TD)
160	Steven Jackson vs. Dallas .....	Oct. 10, 2008	(25 carries, 3 TD)
159	Charles White vs. Atlanta .....	Dec. 13, 1987	(29 carries, 2 TD)
159	Steven Jackson vs. New Orleans .....	Oct. 30, 2011	(25 carries, 2 TD)
158	Greg Hill, @ Buffalo .....	Sept. 20, 1998	(19 carries, 2 TD)
158	Marshall Faulk vs. Oakland .....	Oct. 13, 2002	(26 carries, 0 TD)
155	Charles White @ Atlanta .....	Oct. 18, 1987	(31 carries, 0 TD)
155	Dan Towler vs. New York Yanks .....	Nov. 18, 1951	(13 carries, 1 TD)
154	Marshall Faulk @ New Orleans .....	Dec. 12, 1999	(29 carries, 1 TD)
154	Dan Towler vs. Chicago Bears .....	Oct. 25, 1953	(24 carries, 1 TD)
152	Lawrence McCutcheon @ New Orleans .....	Nov. 25, 1973	(20 carries, 0 TD)
152	Lawrence McCutcheon @ Chicago .....	Dec. 2, 1973	(24 carries, 0 TD)
152	Lawrence McCutcheon vs. Atlanta .....	Dec. 11, 1977	(17 carries, 0 TD)
150	Eric Dickerson @ Seattle .....	Sept. 23, 1985	(31 carries, 3 TD)
150	Eric Dickerson vs. Green Bay .....	Nov. 24, 1985	(31 carries, 1 TD)
150	Steven Jackson vs. Washington .....	Dec. 24, 2006	(33 carries, 1 TD)
<b>159</b>	<b>Todd Gurley @ Green Bay</b> .....	<b>Oct. 11, 2015</b>	<b>(30 carries, 0 TD)</b>
<b>146</b>	<b>Todd Gurley @ Arizona</b> .....	<b>Oct. 4, 2015</b>	<b>(19 carries, 0 TD)</b>
<b>128</b>	<b>Todd Gurley vs. Cleveland</b> .....	<b>Oct. 25, 2015</b>	<b>(19 carries, 2 TD)</b>
<b>133</b>	<b>Todd Gurley vs. San Francisco</b> .....	<b>Nov. 1, 2015</b>	<b>(20 carries, 1 TD)</b>

## **CAREER 100-YARD RUSHING GAMES**

<b>Games</b>	<b>Player</b>	<b>W-L-T</b>	<b>Games</b>	<b>Player</b>	<b>W-L-T</b>
38	Eric Dickerson .....	27-11	3	John Cappelletti .....	2-0-1
33	Steven Jackson .....	17-15-1	3	Ollie Matson .....	2-1
27	Marshall Faulk .....	27-0	3	Lawrence Phillips .....	3-0
22	Lawrence McCutcheon .....	19-2-1	2	Trung Canidate .....	2-0
11	Jerome Bettis .....	3-8	2	Dick Hoerner .....	1-0-1
10	Dick Bass .....	6-4	2	Les Josephson .....	2-0
10	Dan Towler .....	10-0	2	Joe Marconi .....	2-0
8	Wendell Tyler .....	6-2	2	Elvis Peacock .....	2-0
8	Charles White .....	7-1	2	Bob Thomas .....	2-0
7	Greg Bell .....	6-1	<b>2</b>	<b>Tre Mason</b> .....	<b>2-0</b>
7	Paul (Tank) Younger .....	3-3-1	<b>1</b>	<b>Benny Cunningham</b> .....	<b>1-0</b>
6	Cleveland Gary .....	4-2	1	Jim Bertelsen .....	1-0
5	Jon Arnett .....	2-3	1	Robert Delpino .....	1-0
5	Willie Ellison .....	2-2-1	1	Harold Green .....	1-0
5	Ron Waller .....	4-1	1	Greg Hill .....	1-0
5	Tim Wilson .....	2-3	1	Brian Leonard .....	0-1
<b>4</b>	<b>Todd Gurley</b> .....	<b>3-1</b>	1	Jerald Moore .....	1-0
4	Skeet Quinlan .....	1-3	1	Kenny Washington .....	1-0
4	Zac Stacy .....	2-2	1	Justin Watson .....	1-0

3 Cullen Bryant..... 3-0



## **GAMES WITH MORE THAN ONE 100-YARD RUSHER**

Nov. 8, 1953	vs. San Francisco, Skeet Quinlan (11-119) and Paul Younger (12-101)
Oct. 24, 1954	vs. Chicago Bears, Dan Towler (15-123) and Paul Younger (27-106)
Oct. 31, 1954	vs. Detroit, Paul Younger (18-140) and Skeet Quinlan (13-119)
Dec. 4, 1955	vs. Baltimore, Ron Waller (24-138) and Paul Younger (25-132)
Sept. 16, 1973	@ Kansas City, Jim Bertelsen (28-143) and Lawrence McCutcheon (21-120)
Sept. 12, 1976	@ Atlanta, Lawrence McCutcheon (26-115) and John Cappelletti (22-102)
Sept. 19, 1976	@ Minnesota, John Cappelletti (28-128) and Lawrence McCutcheon (29-110)
Nov. 11, 1996	vs. Atlanta, Lawrence Phillips (14-106) and Harold Green (13-106)
Nov. 11, 2001	vs. Carolina, Marshall Faulk (15-183) and Trung Canidate (16-145)

## **PASSING**

554	Norm Van Brocklin vs. New York Yanks.....	Sept. 28, 1951	(30 / 46, 0 TD, 0 Int)
509	Vince Ferragamo vs. Chicago.....	Dec. 26, 1982	(30 / 46, 3 TD, 2 Int)
454	Jim Everett @ New Orleans .....	Nov. 26, 1989	(29 / 51, 1 TD, 2 Int)
453	Marc Bulger vs. San Diego.....	Nov. 10, 2002	(36 / 48, 4 TD, 0 Int)
450	Marc Bulger vs. New York Jets.....	Jan. 2, 2005	(29 / 39, 3 TD, 2 Int)
448	Marc Bulger @ Green Bay.....	Nov. 29, 2004	(35 / 53, 2 TD, 1 Int)
442	Marc Bulger @ New York Giants.....	Oct. 2, 2005	(40 / 62, 2 TD, 3 Int)
441	Kurt Warner vs. Denver .....	Sept. 4, 2000	(25 / 35, 3 TD, 3 Int)
436	James Harris @ Miami.....	Oct. 3, 1976	(17 / 29, 2 TD, 1 Int)
431	Trent Green vs. Carolina.....	Nov. 5, 2000	(29 / 42, 2 TD, 0 Int)
406	Jim Hardy vs. Chicago Cardinals.....	Oct. 31, 1948	(28 / 53, 3 TD, 2 Int)
401	Tony Banks @ Atlanta .....	Nov. 2, 1997	(30 / 42, 2 TD, 1 Int)
401	Kurt Warner @ New England .....	Nov. 18, 2001	(23 / 34, 3 TD, 2 Int)
394	Kurt Warner vs. San Francisco.....	Sept. 17, 2000	(23 / 34, 2 TD, 2 Int)
390	Kurt Warner vs. San Diego .....	Oct. 1, 2000	(24 / 30, 4 TD, 0 Int)
388	Marc Bulger vs. Washington.....	Dec. 24, 2006	(25 / 38, 4 TD, 0 Int)
385	Kurt Warner vs. New Orleans .....	Oct. 28, 2001	(29 / 47, 1 TD, 4 Int)
378	Marc Bulger @ San Francisco.....	Nov. 2, 2003	(26 / 42, 1 TD, 2 Int)
377	Jim Everett @ Philadelphia.....	Nov. 6, 1988	(24 / 45, 2 TD, 4 Int)
377	Sam Bradford vs. Minnesota.....	Dec. 16, 2012	(35/55, 3 TD, 1 Int)
375	Marc Bulger @ Pittsburgh.....	Oct. 26, 2003	(22 / 37, 1 TD, 0 Int)
375	Austin Davis @ Philadelphia.....	Oct. 5, 2014	(29/49, 3 TD, 0 Int)
372	Billy Wade @ Green Bay .....	Nov. 16, 1958	(19 / 42, 1 TD, 2 Int)
372	Jim Everett vs. Cincinnati.....	Oct. 7, 1990	(25 / 46, 2 TD, 0 Int)
372	Mark Rypien vs. Buffalo.....	Dec. 10, 1995	(31 / 55, 1 TD, 2 Int)
368	Jim Everett vs. Indianapolis .....	Sept. 17, 1989	(28 / 35, 3 TD, 1 Int)
368	Marc Bulger vs. San Francisco.....	Sept. 19, 2007	(24 / 41, 1 TD, 0 Int)
366	Trent Green vs. Washington.....	Nov. 20, 2000	(23 / 38, 2 TD, 1 Int)
365	Jim Everett @ Denver.....	Nov. 27, 1988	(25 / 47, 2 TD, 1 Int)
365	Jim Everett vs. New Orleans.....	Dec. 9, 1990	(31 / 50, 1 TD, 2 Int)
362	Marc Bulger @ San Francisco.....	Sept. 11, 2005	(34 / 56, 2 TD, 1 Int)
360	Marc Bulger vs. Seattle.....	Oct. 15, 2006	(26 / 39, 3 TD, 1 Int)
359	Kurt Warner vs. Indianapolis.....	Dec. 30, 2001	(23 / 30, 3 TD, 1 Int)
358	Marc Bulger vs. New Orleans .....	Sept. 26, 2004	(32 / 49, 1 TD, 0 Int)
356	Billy Wade @ Baltimore .....	Nov. 23, 1958	(24 / 41, 0 TD, 2 Int)
356	Marc Bulger vs. Chicago.....	Dec. 11, 2006	(34 / 55, 3 TD, 0 Int)
354	Jamie Martin vs. San Francisco.....	Dec. 24, 2005	(33 / 41, 1 TD, 2 Int)
354	Marc Bulger vs. Kansas City.....	Nov. 5, 2006	(31 / 42, 1 TD, 0 Int)
353	<i>Tony Banks @ Baltimore .....</i>	<i>Oct. 27, 1996</i>	<i>(26 / 40, 1 TD, 1 Int)</i>
352	Marc Bulger vs. Atlanta.....	Oct. 13, 2003	(23 / 34, 2 TD, 2 Int)
352	Sam Bradford @ Atlanta.....	Sept. 15, 2013	(32 / 55, 3 TD, 1 Int)
351	Kurt Warner @ Carolina.....	Dec. 5, 1999	(22 / 31, 3 TD, 2 Int)

## **CAREER 300-YARD PASSING GAMES**

<b>Games</b>	<b>Player</b>	<b>W-L-T</b>	<b>Games</b>	<b>Player</b>	<b>W-L-T</b>
30	Kurt Warner.....	22-8	3	Bill Wade.....	1-2
27	Marc Bulger.....	12-15	2	Dieter Brock.....	0-2
20	Jim Everett .....	10-10	2	Bob Waterfield.....	2-0
7	Sam Bradford .....	2-5	2	Austin Davis .....	0-2
5	Norm Van Brocklin .....	4-1	1	Zeke Bratkowski.....	1-0
3	Tony Banks .....	1-2	1	Ryan Fitzpatrick .....	1-0
3	Vince Ferragamo.....	1-2	1	Gus Frerotte .....	1-0
3	Roman Gabriel .....	2-1	1	Pat Haden .....	0-1
3	Trent Green.....	2-1	1	Jim Hardy .....	0-1
3	Chris Miller .....	1-2	1	James Harris .....	1-0
3	Mark Rypien.....	0-3	1	Jamie Martin.....	1-0



## RECEIVING

336	*Willie Anderson @ New Orleans .....	Nov. 26, 1989	(15 receptions, 1 TD)
303	Jim Benton @ Detroit.....	Nov. 22, 1945	(10 receptions, 1 TD)
238	Harold Jackson vs. Dallas .....	Oct. 14, 1973	(7 receptions, 4 TD)
233	Isaac Bruce @ Atlanta .....	Nov. 2, 1997	(10 receptions, 3 TD)
230	Henry Ellard vs. Indianapolis .....	Sept. 17, 1989	(12 receptions, 1 TD)
229	Isaac Bruce @ Baltimore .....	Oct. 27, 1996	(11 receptions, 1 TD)
226	Eddie Kennison @ Atlanta .....	Dec. 15, 1996	(5 receptions, 3 TD)
220	Ron Jessie @ Miami.....	Oct. 3, 1976	(7 receptions, 2 TD)
210	Isaac Bruce vs. Miami.....	Dec. 24, 1995	(15 receptions, 1 TD)
208	Jim Phillips @ Green Bay .....	Nov. 16, 1958	(8 receptions, 1 TD)
207	Carroll Dale @ Detroit.....	Nov. 17, 1963	(7 receptions, 3 TD)
204	Marshall Faulk (RB) vs. Chicago .....	Dec. 26, 1999	(12 receptions, 1 TD)
203	Torry Holt vs. Indianapolis .....	Dec. 30, 2001	(7 receptions, 2 TD)
202	Jim Benton @ New York Yanks.....	Dec. 5, 1946	(12 receptions, 2 TD)
200	Tommy McDonald vs. Cleveland .....	Dec. 12, 1965	(6 receptions, 2 TD)
200	Torry Holt @ San Francisco .....	Nov. 2, 2003	(11 receptions, 1 TD)
196	Elroy Hirsch vs. Green Bay.....	Dec. 12, 1953	(9 receptions, 0 TD)
195	Elroy Hirsch vs. Chicago Cardinals .....	Nov. 11, 1951	(6 receptions, 2 TD)
192	Isaac Bruce, vs. Minnesota.....	Sept. 13, 1998	(11 receptions, 1 TD)
191	Isaac Bruce, vs. Atlanta .....	Oct. 12, 1995	(10 receptions, 2 TD)
189	Tom Fears vs. Green Bay.....	Dec. 3, 1950	(3 receptions, 2 TD)
189	Torry Holt @ Atlanta .....	Sept. 24, 2000	(3 receptions, 2 TD)
188	Isaac Bruce vs. San Francisco .....	Sept. 17, 2000	(8 receptions, 1 TD)
183	George Farmer vs. Chicago.....	Dec. 26, 1982	(9 receptions, 1 TD)
181	Isaac Bruce @ Indianapolis .....	Oct. 1, 1995	(8 receptions, 2 TD)
179	Isaac Bruce vs. New Orleans .....	Oct. 28, 2001	(7 receptions, 1 TD)
175	Del Shofner vs. Baltimore .....	Dec. 6, 1958	(5 receptions, 1 TD)
174	Torry Holt @ Pittsburgh .....	Oct. 26, 2003	(7 receptions, 1 TD)
173	Elroy Hirsch @ New York Yanks .....	Sept. 28, 1951	(9 receptions, 4 TD)
173	Isaac Bruce vs. San Francisco .....	Oct. 22, 1995	(9 receptions, 0 TD)
172	Torry Holt vs. Minnesota .....	Dec. 10, 2000	(9 receptions, 0 TD)
171	Henry Ellard @ Detroit .....	Dec. 6, 1987	(7 receptions, 1 TD)
170	Isaac Bruce @ Green Bay .....	Nov. 29, 2004	(9 receptions, 1 TD)
169	Del Shofner @ Detroit.....	Nov. 15, 1959	(5 receptions, 1 TD)
168	Elroy Hirsch @ Green Bay .....	Oct. 11, 1953	(8 receptions, 0 TD)
167	Henry Ellard @ Denver.....	Nov. 27, 1988	(11 receptions, 2 TD)
167	Isaac Bruce vs. San Diego.....	Oct. 1, 2000	(9 receptions, 2 TD)
166	Henry Ellard @ Philadelphia.....	Nov. 6, 1988	(7 receptions, 1 TD)
165	Henry Ellard vs. Atlanta .....	Oct. 8, 1989	(8 receptions, 0 TD)
165	Torry Holt @ Tampa Bay .....	Dec. 18, 2000	(9 receptions, 1 TD)
163	Elroy Hirsch @ San Francisco .....	Oct. 28, 1951	(4 receptions, 1 TD)
163	Jim Phillips vs. Chicago .....	Sept. 23, 1961	(9 receptions, 0 TD)
163	Henry Ellard vs. Phoenix .....	Nov. 19, 1989	(7 receptions, 2 TD)
163	Isaac Bruce vs. San Diego.....	Nov. 10, 2002	(10 receptions, 3 TD)
163	Torry Holt, vs. Tennessee.....	Sept. 25, 2005	(9 receptions, 1 TD)
163	Torry Holt, vs. San Francisco.....	Dec. 24, 2005	( 10 receptions, 1 TD)
163	Donnie Avery @ New England .....	Oct. 26, 2008	(6 receptions, 1 TD)
162	Tom Fears @ New York Yanks .....	Sept. 28, 1951	(7 receptions, 0 TD)
161	Torry Holt vs. Atlanta .....	Oct. 13, 2003	(11 receptions, 2 TD)
160	Danny Amendola.....	Sept. 16, 2012	(15 receptions, 1 TD)
160	Henry Ellard vs. Kansas City .....	Nov. 10, 1991	(8 receptions, 1 TD)
160	Torry Holt vs. San Francisco.....	Dec. 5, 2004	(10 receptions, 1 TD)
159	Tom Fears vs. Washington .....	Dec. 11, 1949	(10 receptions, 2 TD)
157	Elroy Hirsch @ New York Yanks .....	Nov. 19, 1954	(5 receptions, 0 TD)
157	Bob Boyd vs. San Francisco.....	Oct. 3, 1954	(5 receptions, 1 TD)
155	Tommy McDonald @ Chicago .....	Oct. 10, 1965	(9 receptions, 0 TD)
154	Jim Phillips @ New York Giants .....	Oct 22, 1961	(8 receptions, 1 TD)
154	Willie Anderson @ Atlanta .....	Sept. 11, 1994	(5 receptions, 1 TD)
154	Torry Holt vs. Seattle .....	Oct. 15, 2006	(8 receptions, 3 TD)
152	Isaac Bruce @ Cincinnati.....	Oct. 3, 1999	(6 receptions, 0 TD)
152	Drew Hill @ Pittsburgh.....	Sept. 16, 1984	(4 receptions, 1 TD)
151	Jim Benton, @ Chicago .....	Oct. 21, 1945	(7 receptions, 1 TD)
151	Jim Phillips, @ Dallas .....	Nov. 6, 1960	(7 receptions, 2 TD)
151	Jack Snow, @ Baltimore.....	Oct. 15, 1967	(3 receptions, 2 TD)
151	Ron Jessie, @ Atlanta .....	Nov. 16, 1975	(10 receptions, 1 TD)
151	Torry Holt @ Carolina .....	Dec. 12, 2004	(6 receptions, 1 TD)
150	Elroy Hirsch, @ San Francisco.....	Oct. 7, 1956	(8 receptions, 2 TD)
150	Jack Snow, vs. Detroit .....	Dec. 14, 1970	(7 receptions, 0 TD)

\*NFL Record

## GAMES WITH MORE THAN ONE 100-YARD RECEIVER

Dec. 11, 1949	vs. Washington, Tom Fears (10-159) and Bob Shaw (5 -137)
Sept. 22, 1950	vs. New York Yanks, Glen Davis (5-103) and Dick Hoerner (4-105)
Nov. 19, 1950	@ New York Yanks, Dick Hoerner (14-125) and Elroy Hirsch (8-157)
Sept. 28, 1951	@ New York Yanks, Tom Fears (7-162), Elroy Hirsch (9-173), and Verda (V.T.) Smith (2-103)
Dec. 14, 1952	vs. Pittsburgh, Tom Fears (10-122) and Elroy Hirsch (4-108)
Oct. 4, 1953	@ San Francisco, Bob Boyd (4-107) and Elroy Hirsch (9-107)
Sept. 26, 1954	@ Baltimore, Skeet Quinlan (4-135) and Bob Boyd (4-121)
Oct. 10, 1954	@ Detroit, Bob Boyd (8-128) and Elroy Hirsch (6-105)
Nov. 21, 1954	@ New York Giants, Bob Boyd (5-103) and Tom Fears (9-136)
Dec. 12, 1954	vs. Green Bay, Bob Boyd (4-106) and Elroy Hirsch (5-119)
Oct. 7, 1956	@ San Francisco, Elroy Hirsch (8-150) and Bob Boyd (7-119)
Nov. 23, 1958	@ Baltimore, Lamar Lundy (6-103) and Del Shofner (8-110)
Oct. 11, 1964	@ Chicago, Jim Phillips (7-110) and Bucky Pope (4-108)
Nov. 1, 1964	@ Detroit, Carroll Dale (7-109) and Marlin McKeever (6-100)
Dec. 4, 1976	vs. Atlanta, Ron Jessie (4-112) and Dwight Scales (2-102)
Dec. 26, 1982	vs. Chicago, George Farmer (9-183) and Preston Dennard (5-122)
Sept. 9, 1990	@ Green Bay, Henry Ellard (6-106) and Willie Anderson (5-128)
Oct. 7, 1990	vs. Cincinnati, Henry Ellard (7-100) and Willie Anderson (7-144)
Dec. 9, 1990	vs. New Orleans, Henry Ellard (5-107) and Willie Anderson (5-123)
Sept. 1, 1991	vs. Phoenix, Robert Delpino (10-113) and Henry Ellard (7-116)
Dec. 5, 1999	@ Carolina, Isaac Bruce (6-111) and Az-Zahir Hakim (4-122)
Dec. 12, 1999	@ New Orleans, Isaac Bruce (4-102) and Torry Holt (6-113)
Sept. 4, 2000	vs. Denver, Az-Zahir Hakim (5-118), Torry Holt (6-103), and Marshall Faulk (4-100)
Oct. 1, 2000	vs. San Diego, Isaac Bruce (9-167), Marshall Faulk (6-116), and Az-Zahir Hakim (5-104)
Nov. 5, 2000	vs. Carolina, Az-Zahir Hakim (8-147) and Torry Holt (4-130)
Nov. 10, 2002	vs. San Diego, Isaac Bruce (10-163) and Torry Holt (7-118)
Sept. 7, 2003	@ New York Giants, Isaac Bruce (8-120), and Torry Holt (7-111)
Sept. 19, 2004	@ Atlanta, Torry Holt (9-121) and Isaac Bruce (5-102)
Oct. 1, 2006	vs. Detroit, Isaac Bruce (7-100) and Torry Holt (6-102)
Dec. 24, 2006	vs. Washington, Isaac Bruce (9-148) and Steven Jackson (6-102)

## CAREER 100-YARD RECEIVING GAMES

Games	Player	W-L-T	Games	Player	W-L-T
46	Torry Holt .....	27-19	2	Billy Truax (TE).....	2-0
43	Isaac Bruce .....	22-21	2	Wendell Tucker .....	2-0
26	Henry Ellard .....	12-14	2	Danny Amendola.....	1-0-1
21	Elroy Hirsch.....	12-9	<b>2</b>	<b>Chris Givens .....</b>	<b>1-1</b>
16	Tom Fears.....	8-7-1	1	Danario Alexander (WR).....	0-1
15	Bob Boyd.....	9-5-1	1	Jon Arnett (RB) .....	0-1
14	Jim Phillips.....	4-9-1	1	Donnie Avery (WR) .....	0-1
10	Jack Snow.....	5-4-1	1	Johnny Bailey (RB) .....	0-1
9	Willie Anderson.....	4-5	1	Mike Barber (TE).....	0-1
8	Carroll Dale .....	2-5-1	1	Jim Bertlesen (RB) .....	0-1
8	Harold Jackson.....	5-3	1	Ron Brown .....	1-0
8	Del Shofner .....	2-6	1	Leon Clarke.....	1-0
6	Tommy McDonald.....	4-2	1	Mark Clayton (WR).....	0-1
5	Bernie Casey.....	3-0-2	1	Aaron Cox .....	1-0
5	Ron Jessie .....	5-0	1	Kevin Curtis.....	1-0
4	Jim Benton .....	3-1	1	Glen Davis.....	1-0
4	Marshall Faulk (RB) .....	4-0	1	Troy Drayton (TE) .....	1-0
4	Az-Zahir Hakim .....	3-1	1	Pete Holohan (TE) .....	1-0
4	Martin McKeever (TE).....	1-3	1	Tom Keane.....	1-0
<b>3</b>	<b>Kenny Britt.....</b>	<b>1-2</b>	1	Lamar Lundy (TE) .....	0-1
3	Preston Dennard .....	1-2	1	Ollie Matson (RB).....	0-1
3	Drew Hill.....	1-2	1	Shaun McDonald.....	0-1
3	Amp Lee (RB) .....	1-2	1	Dwight Scales .....	1-0
3	Bucky Pope .....	1-2	1	Bob Shaw.....	1-0
2	Bob Carey .....	1-1	1	Clendon Thomas (RB) .....	0-1
2	Robert Delpino (RB).....	0-2	1	Billy Waddy .....	1-0
2	George Farmer.....	0-2	1	Brandon Gibson .....	1-0
2	Steven Jackson (RB) .....	1-1	1	<b>Lance Kendricks (TE) .....</b>	<b>1-0</b>
2	Eddie Kennison .....	1-1	1	<b>Jared Cook (TE).....</b>	<b>1-0</b>
2	Willie Miller.....	1-1	1	<b>Tavon Austin .....</b>	<b>1-0</b>
2	Ricky Proehl.....	2-0	1	<b>Stedman Bailey .....</b>	<b>1-0</b>
2	Verda (V. T.) Smith (RB).....	1-1	1		

## **GAMES WITH 300-YARD PASSER, 100-YARD RUSHER, 100-YARD RECEIVER**

vs. San Francisco, Oct. 23, 1983	QB Vince Ferragamo (26-35, 327 yds, 5 TD, 2 Int.); RB Eric Dickerson (25-144); TE Mike Barber (8-113, 1 TD)
@ Detroit, Dec. 6, 1987	QB Jim Everett (20-26, 324 yds, 2 TD, 2 Int.); RB Charles White (29-102, 1 TD); WR Henry Ellard (7-171, 1 TD)
@ Denver, Nov. 27, 1988	QB Jim Everett (25-47, 365 yds, 2 TD, 1 Int.); RB Greg Bell (22-112, 1 TD); WR Henry Ellard (11-167, 2 TD)
vs. Atlanta, Oct. 21, 1990	QB Jim Everett (24-38, 302 yds, 3 TD); RB Cleveland Gary (19-102, 2 TD); WR Henry Ellard (6-109, 1 TD)
@ Atlanta, Dec. 15, 1996	QB Tony Banks (11-16, 304 yds, 3 TD, 1 Int.); RB Lawrence Phillips (22-122, 1 TD); WR Eddie Kennison (5-226, 3 TD)
@ Carolina, Dec. 5, 1999	QB Kurt Warner (22-31, 351 yds, 3 TD, 2 Int.); RB Marshall Faulk (22-118); WR Az-Zahir Hakim (4-122, 2 TD); WR Isaac Bruce (6-111)
@ New Orleans, Dec. 12, 1999	QB Kurt Warner (21-31, 346 yds, 2 TD, 1 Int.); RB Marshall Faulk (29-154, 1 TD); WR Torry Holt (6-112); WR Isaac Bruce (4-102)
vs. San Francisco, Sept. 17, 2000	QB Kurt Warner (23-34, 394 yds, 2 TD, 2 Int.); RB Marshall Faulk (25-134, 3 TD); WR Isaac Bruce (8-188, 1 TD)
vs. San Diego, Oct. 1, 2000	QB Kurt Warner (30-24, 390, 4 TD); RB Justin Watson (14-102, 1 TD); WR Isaac Bruce (9-167, 2 TD); RB Marshall Faulk (6-116, 2 TD); WR Az-Zahir Hakim (5-104)
vs. Minnesota, Dec. 10, 2000	QB Kurt Warner (27-32, 346 yds); RB Marshall Faulk (25-135, 4 TD); WR Torry Holt (9-172)
@ San Francisco, Sept. 23, 2001	QB Kurt Warner (24-35, 321 yds, 3 TD, 1 Int.); RB Marshall Faulk (18-105); WR Isaac Bruce (8-144, 1 TD)
vs. Indianapolis, Dec. 30, 2001	QB Kurt Warner (23-20, 359 yds, 3 TD, 1 Int.); RB Marshall Faulk (25-118, 3 TD); WR Torry Holt (7-203, 2 TD)
@ Arizona, Nov. 23, 2003	QB Marc Bulger (28-44, 329 yds, 1 TD, 4 Int.); RB Marshall Faulk (24-100, 1 TD); WR Torry Holt (9-145)
@ Houston, Nov. 27, 2005	QB Ryan Fitzpatrick (19-30, 310 yards, 1 TD, 3 Int.); RB Steven Jackson (25-110, 1 TD); WR Torry Holt (10-130, 1 TD)
vs. Washington	QB Marc Bulger (28-38), 388 yards, 4 TD, 0 Int.); RB Steven Jackson (33-150, 1 TD); WR Isaac Bruce (9-148, 1 TD); RB Steven Jackson (6-102, 1 TD)

## **LARGEST MARGIN OF VICTORY**

59 points	(59-0)	vs. Atlanta, Dec. 4, 1976
52 points	(52-0)	vs. Oakland, Nov. 30, 2014
49 points	(56-7)	vs. San Francisco, Nov. 9, 1958
48 points	(48-0)	@ Baltimore, Sept. 26, 1954
43 points	(70-27)	vs. Baltimore, Oct. 22, 1950
	(45-21)	vs. Baltimore, Dec. 5, 1953
	(59-16)	vs. Atlanta, Nov. 10, 1996
41 points	(65-24)	vs. Detroit, Oct. 29, 1950
	(55-14)	vs. New York Giants, Nov. 13, 1966
40 points	(54-14)	@ New York Yanks, Sept. 28, 1951
39 points	(42-3)	@ Philadelphia, Nov. 3, 1975
	(45-6)	vs. Seattle, Oct. 31, 1976

## **LARGEST MARGIN OF DEFEAT**

48 points	(48-0)	@ San Francisco, Dec. 27, 1987
44 points	(47-3)	@ New York Jets, Nov. 9, 2008
47 points	(47-0)	@ Chicago Bears, Nov. 29, 1942
40 points	(47-7)	@ Tennessee, Dec. 13, 2009
39 points	(49-10)	@ Kansas City, Dec. 8, 2002
38 points	(52-14)	vs. Chicago Bears, Oct. 13, 1963
	(44-6)	@ Detroit, Oct. 10, 2010
	(45-7)	vs. New England, Oct. 28, 2012
36 points	(56-20)	@ Philadelphia, Oct. 8, 1950
	(42-6)	@ Pittsburgh, Nov. 3, 1996
	(42-6)	vs. Indianapolis, Oct. 25, 2009
35 points	(35-0)	@ San Francisco, Oct. 4, 2009
	(38-3)	@ Philadelphia, Sept. 7, 2008
	(35-0)	@ San Francisco, Oct. 8, 1961
	(56-21)	@ Baltimore, Nov. 25, 1956
	(42-7)	vs. Green Bay, Nov. 12, 1944
	(49-14)	@ New York, Nov. 16, 1941



# FEATURE CLIPS





**ST. LOUIS RAMS FEATURE CLIPS**  
TABLE OF CONTENTS

<b>Foles fitting in just fine with Rams, By Jim Thomas</b> .....	2
STLToday.com/ August 3, 2015	
<b>Foles already vocal leader for Rams, By Jim Thomas</b> .....	4
STLToday.com / June 7, 2015	
<b>Rams DEs Chris Long, William Hayes confront homelessness in St. Louis, By Elizabeth Merrill</b> .....	6
ESPN.com / July 20, 2015	
<b>Long rallies fellow NFL ‘Waterboys’ to provide clean water in East Africa, By Nick Wagoner</b> .....	8
ESPN.com / September 3, 2015	
<b>Rams DE Robert Quinn aiming to get back to great, By Nick Wagoner</b> .....	10
ESPN.com / August 6, 2015.	
<b>Rams hope Todd Gurley, their back of the future, can be blast from past, By Nick Wagoner</b> .....	11
ESPN.com / May 14, 2015	
<b>Believe it or not, Donald should be better, By Ben Frederickson</b> .....	13
STLToday.com / September 9, 2015	
<b>Ayers Calls Rams a Good Fit for Him, By Jim Thomas</b> .....	15
STLToday.com / June 18, 2015	
<b>Kenny Britt wants to move past six-year ‘letdown’, By Nick Wagoner</b> .....	17
ESPN.com / June 8, 2015	
<b>Greg Robinson expecting big improvement in second season, By Nick Wagoner</b> .....	19
ESPN.com / June 10, 2015	
<b>Rams’ Brockers taking his game to a new level, By Jim Thomas</b> .....	20
STLToday.com / June 15, 2015	
<b>Keeping Cory Harkey a key to Rams’ offensive plans, By Nick Wagoner</b> .....	22
ESPN.com / July 5, 2015	
<b>Johnny Punts: Rams’ Hekker is the life of the party in St. Louis, By Elisabeth Meinecke</b> .....	23
FOX Sports Midwest / June 10, 2015	
<b>T.J. McDonald healthy, embracing expanded role, By Nick Wagoner</b> .....	25
ESPN.com / August 2, 2015	
<b>Zuerlein bracing for longer extra point, By Jim Thomas</b> .....	27
STLToday.com / June 12, 2015	
<b>Rams defense revving up under Williams, By Jim Thomas</b> .....	29
STLToday.com / June 21, 2015	
<b>Weinke takes unusual path to Rams, By Jim Thomas</b> .....	31
STLToday.com / March 2, 2015	
<b>Boras’ Profile With Rams Grows, By Jim Thomas</b> .....	33
STLToday.com / April 16, 2015	
<b>Austin flashes big-play potential, By Jim Thomas</b> .....	34
STLToday.com / August 16, 2015	
<b>BenFred: An appreciation of Benny Cunningham, By Ben Fredrickson</b> .....	35
STLToday.com / September 17, 2015	
<b>Michael Brockers lets it go so he doesn’t get lost on Rams’ D-line, By Nick Wagoner</b> .....	36
ESPN.com / September 17, 2015	
<b>Barron flourishing in safety/linebacker hybrid role for Rams, By Jim Thomas</b> .....	38
STLToday.com / October 2, 2015	
<b>Man child: Aaron Donald started early to become the NFL’s best D-tackle, By Elizabeth Merrill</b> .....	40
ESPN.com / October 10, 2015	
<b>Rams’ Davis, Marquez feast under ‘Bones’, By Joe Lyons</b> .....	43
STLToday.com/ October 16, 2015	
<b>Jeff Fisher calls Todd Gurley best back he’s coached at early stage of career, By Nick Wagoner</b> .....	44
ESPN.com/ October 26, 2015	
<b>Rookie Todd Gurley shows St. Louis Rams he was worthy of No. 10 pick, By Sam Farmer</b> .....	46
LA Times/ October 29,2015	
<b>Mark Barron feels at home at linebacker, just don’t call him one, By Nick Wagoner</b> .....	49
ESPN.com/ October 31, 2015	





## ST. LOUIS RAMS FEATURE CLIPS

**TITLE:** Foles fitting in just fine with Rams

**BYLINE:** Jim Thomas, St. Louis Post Dispatch

**DATE:** August 3, 2015

Nearly five months since the Sam Bradford trade brought him to St. Louis from Philadelphia, it has been an extended honeymoon for quarterback Nick Foles.

"I love it here," Foles said. "I love the players. I love the coaches. It's a great place to play, and I haven't even played a game here yet."

The feeling evidently is mutual because the Rams are talking about a contract extension for Foles — you know, the guy who has yet to play a game in St. Louis.

"There's some discussion, and that makes sense," coach Jeff Fisher said.

In fact, general manager Les Snead told reporters Thursday that it was "definitely realistic" that an extension could be worked out by the end of the 2015 regular season. On the pecking order of re-signing prospective Rams free agents, it's safe to say that Foles is at the top of the list, probably followed by cornerback Janoris Jenkins.

That doesn't mean anything will get done. Sometimes, if deals don't get done early in camp or before the start of the regular season, they just don't materialize. And in the case of Foles, it's difficult to know his value given the fact he's had only 24 NFL starts and his third year (2014) wasn't nearly as good as his Pro Bowl second year.

For his part, Foles is focused more on reading defenses than dollar signs at this point.

"Honestly, I just zone it out," Foles said. "That's why you hire agents, because my thing here is to be with these guys, to be a player, to be their quarterback. We have to win games.

"We hire agents so that clears the clutter out of our brain. And you know, I trust them to do the job. ... That will take care of itself. I'm just excited to be out playing."

Some players don't like the distraction of contract negotiations once the regular season begins. Foles doesn't sound like that guy.

"It's never been a distraction," he said. "I'm one of those guys that I enjoy playing the game. I know that we're fortunate to play this game, so whatever happens, happens, and we'll go from there."

Foles has had a good start to training camp the first two days, in stark contrast to his first week of OTAs in June — which was just a couple steps shy of a train wreck. At that time, his accuracy was off and the Rams' pass rush was all over him.

But Foles didn't panic or get down on himself. That doesn't seem to be his nature. He just kept working and got better every week. That trend continued Friday on the first day of camp.

"Usually the first couple days of camp you tip your hat toward the defensive side — they have the advantage," Fisher said. "That wasn't the case. Nick did a nice job."

It was more of the same Saturday, although the defense had its moments, including a sparkling interception of Foles by safety Rodney McLeod on an intermediate pass Foles tried to feather into tight end Jared Cook.

Foles has shown good arm strength on out routes, and more than enough arm for deep balls. The emphasis has been on screens and quick throws to a large degree early in camp as the team goes through its offensive installation.

"I feel really comfortable (with the playbook)," Foles said. "A lot more comfortable than I did during OTAs. But that's a daily thing. There's so much to an NFL playbook that you're always adding stuff, you're always critiquing stuff. There's better fundamentals you can do. ... So I'm feeling good, just gotta keep going."

But as was the case in the spring, job No. 1 for Foles is getting to know his teammates. Not just getting in sync with his receivers — which takes time — but establishing his leadership with the squad. A successful quarterback has to have a presence, and Foles set about the business of establishing his presence from his first day at Rams Park.

"It's not like he had been the quarterback for two years, you had a case of first day at school, hello to everybody ... he kind of took charge there," Snead said.





“He’s done a nice job building relationships with his partners per se. I think that’s the biggest thing I can say about him.”

Those relationships still need to be forged. And the Rams have yet to see how Foles reacts under pressure in a game situation or when something goes wrong. But Snead is encouraged by what he’s seen so far — Foles knows how to relate to teammates, be they wide receivers or the big guys up front trying to block for him.

“I think that’s just his personality,” Snead said. “If you knew a little bit about his family, his dad is a restaurateur and really successful but started probably in the kitchen somewhere.

“I’m not going to relate the O-line to the dishwashers of your team, but you know what I mean? Nick kind of fits in the locker room.”

And for starters, that’s not a bad place to be.

“The way you win games is you’re a family,” Foles said. “That’s it. It’s as simple as that.”



## ST. LOUIS RAMS FEATURE CLIPS

**TITLE:** Foles already vocal leader for Rams

**BYLINE:** Jim Thomas, St. Louis Post Dispatch

**DATE:** June 7, 2015

Before he wins any football games, Nick Foles must first win over the locker room. Less than three months after the surprise trade that brought him here from Philadelphia, that process is well underway at Rams Park.

“He’s very boisterous, very up-tempo,” offensive guard Rodger Saffold said. “Seems to be really excited about every day, about every opportunity. Which is really good.”

“He really likes to lift guys. So you see him a lot in the locker room. You hear him a lot on the field. Those are good things to get from your quarterback. He’s very inspiring. That’s a good thing for us, especially with so many young guys. They need that.”

At first blush, it’s a different personality than predecessor Sam Bradford. Bradford began his pro career respectful of running back Steven Jackson’s status as the undisputed team leader. But Bradford was more low-key, and even after Jackson left the coaching staff encouraged him to exert more of a leadership role.

Apparently, Foles needs no nudging in that direction.

“That chemistry’s been great from Day 1, since he’s been in here,” wide receiver Kenny Britt said of Foles. “He’s been one of the guys that goes in the locker room and pumps people up. If you’re down, he’s the first one (to say): ‘Hey c’mon. We’ve gotta go right now.’ To tell you the truth, it’s kind of exciting to see him in there.”

Foles is smart enough to realize that’s a key part of his job in St. Louis, as important as learning the playbook or making throws on the field.

“Absolutely,” Foles said. “The way we’re going to be successful on Sunday is the relationships. Come the fourth quarter, we have to know each other. We have to care about each other. That’s where you stick together through adversity.”

“So just getting to know the guys in the workouts, in the film room, in the training room — whatever we do — is a key part of it.”

Britt hopes the “whatever we do” element of Foles’ relationship-building effort expands to include taking the wide receivers out to dinner.

“I asked him: ‘Hey bro, we’ve got to get something going right now. We’ll go to Five Guys. It doesn’t matter to me,’” Britt said, laughing.

After three seasons and one Pro Bowl in Philadelphia, Foles was as surprised as anyone by the March 10 trade that sent him to St. Louis and Bradford to Philly. Shocked might be a better word.

“Yeah, I did not expect a trade, and that’s the truth,” Foles said. “But that was the realization. Once I started talking to Coach (Jeff) Fisher I was excited to get to know him because that’s where my life was taking me. I enjoyed my time in Philadelphia. I was there for three years, I built a lot of relationships.”

But now it’s time to build new relationships and embrace a new opportunity to be a starter.

“Nick’s been great, not only in the team stuff but in the individual days with the receivers and everybody,” Fisher said. “He’s taken charge.”

Fisher said Foles has gone out of his way to meet everybody from the day he walked in the door of the team facility in Earth City.

“Everything that we heard is true, and I’m sure we’re gonna be surprised as we move ahead with him because we’ve been really pleased,” Fisher said.

For now, Foles has a lot on his plate.

“He’s got a good feel for our offense right now,” Fisher said. “He’s got his hands full because we have great defensive team speed, and they’re doing a lot of thing over there right now.”



That, in a nutshell, encapsulated Foles' first week of organized team activities as a Ram. During the two days of practices open to the media, Thursday and Friday, Foles was under frequent pressure from the pass rush.

Even with spring football's league-mandated limitations — namely, no pads and nothing close to full contact — the defensive press made it difficult for Foles to operate at times. The result was hurried throws, and even several throwaways.

All of which has been compounded by the fact that he's working behind a very young offensive line, one missing starting left tackle Greg Robinson (toe) and starting left guard Saffold (shoulder). Both are continuing their rehab work from off-season surgery, and both are sitting out 11-on-11 work at this time.

As a result, Foles is working behind two rookies — right guard Jamon Brown and right tackle Rob Havenstein — with the first unit. Three players have been rotating at center: Barrett Jones, Demetrius Rhane and Tim Barnes.

Brandon Washington, who's spent most of his time with the Rams on the practice squad, has been the first-team left tackle in place of Robinson. Free-agent pickup Garrett Reynolds has been the starting left guard in place of Saffold.

"They're going to do a great job," Foles said speaking specifically of the rookies. "I remember my rookie year and what's it's like during these OTA's. This is really the foundation. You're going to have those growing pains. They're doing a great job right now learning, getting reps, and they're going against a pretty darn good defensive front."

As he learns the playbook, his teammates, and his coaching staff, Foles is getting reacquainted with operating under center, something foreign to him in the up-tempo Philly offense of Eagles coach Chip Kelly.

"It's a different offense, but I'm loving the offense." Foles said. "We're gonna have different terminology, different things going on, but that's the fun of it. I get to learn more football."

A big part of learning his teammates includes learning his receivers. Communication is key.

"What they see on the routes, how they're gonna run their routes, what they see in the defenders," Foles said. "When I see my receivers run routes, I can tell who's good at what. So then you get an idea where to throw the ball to different guys."

"The receivers have been awesome. They're buying in. They're working hard, and they're going to make some plays."

But for Foles and the offense, the process has just begun.



## ST. LOUIS RAMS FEATURE CLIPS

**TITLE:** Rams DEs Chris Long, William Hayes confront homelessness in St. Louis

**BYLINE:** By Elizabeth Merrill, ESPN Senior Writer

**DATE:** July 20, 2015

THE IDEA WAS hatched as the St. Louis Rams' team bus inched through a rugged part of downtown St. Louis, and, like many of the plans William Hayes and Chris Long come up with, it wasn't taken very seriously. Hayes and Long are the team's jokesters, bantering about everything from the existence of mermaids to opening a plus-size yoga studio.

But this conversation was different. From their comfortable seats in the bus, they saw homeless people on the streets, and Hayes turned to Long and asked him if he thought they could handle living like that. Hayes had been moved by the plight of the homeless since his days in Tennessee when he befriended a man who panhandled near the Titans' practice facility. On the Rams' bus, Hayes told Long he wanted to experience what it was like to be homeless and asked if Long would join him.

They'd turn in their cell phones and credit cards and wander the streets in sub-40-degree temperatures with no place to go. Long, one of the NFL's deep thinkers, gave Hayes a funny look at first, but then he said yes.

"I wasn't going to let him do that alone," Long says. "I'm sure he wouldn't let me, either."

THEY ARE BEST friends with little in common, aside from the fact that they are both enormous 30-year-old men who play defensive end. Chris Long has never wanted for anything. His mother is a retired lawyer and his father is Howie Long, a Hall of Fame defensive end. Shortly after Howie's career ended, he moved his family from Los Angeles to a 65-acre spread in Virginia because they had the means to live anywhere, and this seemed the most peaceful place to settle in. Chris inherited many of his father's athletic gifts, dominated in college at the University of Virginia, and was picked second overall in the 2008 draft.

Hayes wasn't invited to the NFL combine back in '08, and it was a surprise when the Titans selected the unknown lineman from Winston-Salem State in the fourth round. As his parents scrimped to stay afloat, his childhood was full of nos: No, he couldn't have the toy he wanted, and no, this bill couldn't be paid on time. But Hayes had a roof over his head and food in his belly. He was happy. He was showered with love, and never felt as if he was missing anything. It wasn't until Hayes was older that he realized how much his family really struggled.

The thing Hayes loved most about Long is that he never acted like a guy who had everything. "Treat the bellman the same as you treat the president of the United States," Howie Long used to tell his three boys, hoping that privilege wouldn't affect the way they acted toward others.

Long's mom, Diane, always called her son an old soul. He has a bucket list, climbed Mount Kilimanjaro, and started a project to help provide clean water to the underprivileged in east Africa. He has always seen the world differently. But he had no clue what kind of challenges the homeless face.

For the past several years, the Rams' defensive line has donated \$1,000 for every sack to the St. Patrick Center, a local homeless resource. Long had never visited the center.

Meanwhile, Hayes became a regular. He took a group of teenagers to the movies and played bingo at the Rosati Group Home, St. Patrick's mental illness facility. This spring, Hayes treated about 15 homeless people to a meal at Golden Corral, an all-you-can-eat buffet.

"I'm telling you, you'd thought they'd died and went to heaven," says Judson Bliss, chief program officer at St. Patrick. "It's very rare for these folks, so it was very special."

"We have a lot of people who give money to us, and that's a good thing. But I think a lot of these social problems that we have, with homelessness and the violence, what it really does take is people being involved in other people's lives. That's what makes a difference."

HAYES IS SO entertaining that some say he deserves his own reality show, and, sure enough, this had all the makings for prime-time television. Long and Hayes wore makeup, hats and second-hand clothing to avoid being recognized. They were followed around by hidden ESPN cameras and were flanked by an off-duty police officer in case they ran into trouble.

Many of these details were hammered out by Nicole Woodie, the Rams' community outreach manager. Woodie went to several thrift stores in search of clothes big enough to fit 270- and 280-pound bodies. She then distressed the clothes to



make them look more lived-in, adding dirt and holes.

Long and Hayes took to the streets on the afternoon of March 22, Hayes in floodwater pants too short for his long legs; Long with penciled-in wrinkles around his eyes. Though the forecast called for a fairly mild evening, the temperature dropped into the 30s. Between them, Long and Hayes had \$8 in their pockets.

Surprisingly, neither one was recognized, even when they panhandled for money to buy hamburgers just outside the Edward Jones Dome, their home on Sundays. When night fell, they searched for a place to sleep. Long and Hayes found warmth from a fire in a barrel, but were quickly chased off by a scruffy middle-aged man who said they were trespassing on his space.

They came upon an empty box truck and slept in the back. It provided little warmth, and Hayes couldn't sleep.

"I wasn't scared," he says, "but it was more so the idea of not knowing the next move. I'm trying to close my eyes. We have a security guard with us, but he was like, 'If somebody really wanted to come in here to lift this thing up to shoot all of us and rob us, they could easily do it.'"

"Basically, I'm trying to sleep, but I'm trying to figure out what's going to be my next move in the morning. When you get up, it's like, gosh, we've got nowhere to go."

They awoke just after 5 a.m. It rained that morning, and Long said he was glad they were able to experience the elements. Hayes wasn't so enthusiastic. Their experiment lasted about 24 hours. Then they hopped in a van and toured the places they'd gone the day before. When they reached the abandoned warehouse where they'd gone to warm up near the fire, they came upon the man who ran them off the night before. His name is Marty.

Marty ran his own construction business once, but then he split up with his wife, got some DWIs and couldn't get his driver's license back. His life unraveled, and he wound up in the warehouse along with a homeless woman named Nancy, whom he was trying to protect.

Hayes and Long were so moved by Marty's story that they decided to put him and Nancy up in an extended-stay hotel for two months. When Woodie came by to pick them up a couple of days later, Marty was surprised. He said he didn't think anyone would come back. So many times in their lives, nobody came back.

"It's something intangible," Woodie says. "It's like someone believes in them and has hope in them."

"We want this to be the moment that changes their lives forever. We hope that's the case. We also know it might not be."

Hayes and Long bought disposable cell phones for Marty and Nancy and paid for groceries and bus passes.

Marty found a job in construction recently; Nancy received help through outreach support. But it's far more complicated than that. The issues that put them on the streets for years can't be fixed in two months.

Hayes is "absolutely" worried about them, he says. "I can't change the world. They could relapse."

"With Marty, I see he wants to make a difference. I feel like he was getting tired of the lifestyle he was living."

WHEN HAYES CAME up with the idea for this experiment, he did not want cameras following him and Long. He didn't want to make it look like he was grandstanding or being fake. But both Woodie and the St. Patrick Center encouraged him to use his platform to raise awareness of homelessness.

Both Hayes and Long say the experience changed their lives. Hayes hated the way people stared at him as he walked the streets, judging him by the way he looked. Long used to look the other way when he saw a homeless person. He'd write checks to the St. Patrick Center, but for a long time, he says, the people there were just faceless recipients of his good fortune. Long made his first trip to the facility right after his night on the streets, and promised he'd be back.

"We don't understand," Long says. "We weren't hoping to understand. We were just hoping to gain a little perspective and put kind of a feeling with the cause that we had been [donating to] from a distance the last couple of years."

Long went home that night, rested his head on a pillow in his apartment and stared at the ceiling. He felt warm and lucky, but not quite comfortable. He hopes that feeling lasts.



## ST. LOUIS RAMS FEATURE CLIPS

**TITLE:** Chris Long rallies fellow NFL 'Waterboys' to provide clean water in East Africa

**BYLINE:** By Nick Wagoner, ESPN.com

**DATE:** August 21, 2015

St. Louis Rams defensive end Chris Long first visited Tanzania in 2013 when he climbed Mount Kilimanjaro with former teammate James Hall.

After the climb, Long spent time down the mountain and found himself struck by what he calls the "beauty of the place and people." But it was a not-so-beautiful image on a second trip there during the summer of 2015 that has Long leading a group that could have him returning to African villages for years to come.

"The way of life that is accepted is that they are drinking out of an utterly unacceptably dirty borehole that animals are defecating in, and it's brown," Long said. "The water is brown and there's all sorts of green stuff in there, and you'd just never drink it. Just the image of seeing a water bottle that we were drinking from and then what they drink every day -- we thought that they would be aware of how bad it was, but we asked them if they drink that regularly and they just downed it. That just struck me."

Long was already pretty far along in the creation of an offshoot of his Chris Long Foundation, now known as the Waterboys Initiative, by the time he visited Tanzania again in the summer of '14, but that image cemented the idea that he'd been kicking around since his initial visit in 2013. Long officially unveiled the Waterboys project a couple of weeks ago after finalizing details and recruiting other NFL players to participate.

The mission is to provide clean water to villages in need in East Africa. According to statistics from WorldServe International, every day 1,000 children younger than 5 die because of unsafe water and poor sanitation.

"They are in a state of being perpetually sick," Long said. "You see kids coughing, and you never know when the last time somebody might have passed away from water-borne illnesses in that village. But it happens all over the world and it's a big problem, and there's no agriculture, there's no economy because of it."

Long's first move was to team up with WorldServe, an organization that he says has been building wells in Africa for more than a decade and has so far provided clean water wells to nearly 2 million people in Tanzania, Kenya and Uganda.

From there, Long worked to enlist the help of players from around the NFL with an eye toward using the league platform to raise money and awareness for the cause. The result was the Waterboys, featuring 23 NFL players, each from a different team. The list includes big names such as Seattle quarterback Russell Wilson, Philadelphia quarterback Sam Bradford, Kansas City defensive end Tamba Hali and Chicago offensive lineman Kyle Long, who is Chris Long's younger brother.

Each player represents a team, and each team represents a well. Through the Waterboys website, donations can be made in the name of each player. And Waterboys uses one of Long's greatest strengths -- his social media game -- to raise awareness by asking people to take pictures of themselves with what they're drinking and use the hashtag #Drink4Water to help spread the word. The idea is for the initiative to catch on virally and help generate attention, much like the ALS Ice Bucket Challenge, which took the country by storm a year ago.

"You saw how that turned out," Long said. "It was unprecedented for them. And clean water is something I have always appreciated, but it's something I think people are under-aware of in the States. I think if you give people the thought to think about, then it makes sense to them. But it's outside the box, so I got over 20 guys on 20 teams involved in Waterboys to leverage their platforms and try to gain support and raise awareness and gain donations."

So far, Long has had no shortage of support. In the running tally on Waterboys.org, Long has garnered the most in donations at nearly \$7,000, and the 23 players have each raised at least \$1,000 so far.

Long is well-aware that his efforts to help in Africa will draw criticism from those who say there are plenty of people in the United States who also need help. But he's quick to point out that the two are far from mutually exclusive. And after meeting the people in those African villages, Long couldn't help but want to make things better.

"I just think if you have compassion for your fellow human beings, there's no borders to that," Long said. "I know it's not the United States and we have our problems here, and athletes, including myself, are always trying to address those is-





sues to remedy them, but I think it's a really great act of kindness to help somebody halfway across the world that maybe you've never seen. I have been there. I've seen it. A lot of people that have been there have seen it and it stays on their heart. I'm getting these athletes together to leverage their platforms and say, "Trust me, it's bad and they need help."

On Long's trips to Africa, his visits haven't been limited to the places in need of help. He has also visited villages that have had wells installed and says the difference is marked.

"You go to a place where they just drilled a well a year ago when it was just desolate, and now it's thriving and people had possessions, agriculture -- people were happier, they were excited, they were healthier," Long said. "It's just a totally different vibe."

It's a vibe Long and his fellow Waterboys are hoping to bring to villages all over East Africa.



## ST. LOUIS RAMS FEATURE CLIPS

**TITLE:** Rams DE Robert Quinn aiming to get back to great

**BYLINE:** By Nick Wagoner, ESPN.com

**DATE:** August 6, 2015

To hear St. Louis Rams defensive end Robert Quinn tell it, his 2014 season was a borderline disappointment.

Yes, a season in which Quinn finished with 46 tackles, 10½ sacks and five forced fumbles on his way to a second consecutive Pro Bowl berth simply wasn't good enough for the Rams' best player.

When you consider the context in which Quinn places the season, it's much easier to understand why he wasn't exactly thrilled with his production.

"You're never really satisfied," Quinn said. "Yeah, it's great to make a Pro Bowl but, I mean, I set my bar extremely high. Ten-and-a-half [sacks] is a good season, but I want great seasons every year I'm here."

In other words, Quinn became a victim of his own success. In 2013, Quinn emerged as one of the most dominant players in the NFL, regardless of position. He won the Pro Football Writers of America's Defensive Player of the Year award after recording 57 tackles, 19 sacks, seven forced fumbles and two fumble recoveries.

The breakthrough season earned Quinn a new six-year, \$65.6 million deal, which he signed just before the team's Week 2 matchup against the Tampa Bay Buccaneers. But as the numbers in Quinn's bank account rose considerably, the numbers in the sack column dwindled.

A Rams pass rush that many thought would be among the best in the league registered only one quarterback takedown in the first five games, an NFL record for futility to open the season since sacks became an official statistic. Quinn went without a sack for the first five games, his longest streak without a sack since he entered the league in 2011.

"That's something I have got to push myself to start faster, do whatever I can to figure it out," Quinn said. "Maybe get 20 [sacks] or whatever the number may be. I just set my bar so high; that way I can constantly continue to reach and if I reach it. I guess I have to push myself a little bit more. I wasn't satisfied, but I guess you can look at it as not bad to make a Pro Bowl."

Quinn got rolling as the 2014 season progressed, posting those 10½ sacks in the team's final 11 games, including six in four weeks from Week 7 to Week 10. It was no coincidence that Quinn and the rest of the pass rush surged as soon as rookie defensive tackle Aaron Donald joined the starting lineup.

With Donald now entrenched next to him and Chris Long returning at full strength, Quinn shouldn't want for one-on-one pass rush opportunities. That should help his cause, but that doesn't mean Quinn is counting on others to create more opportunities for him.

That's why Quinn is spending this training camp looking for ways to bolster his game and add new tricks to his bag.

"[You have to] constantly work your craft," Quinn said. "I know that's a simple answer, but you have got to constantly work your craft day in, day out. D-line technique really doesn't change that much for the most part, and constantly working on get-off, hand drills, playing the run, all that type of stuff, you just constantly work that and don't get too comfortable or too bored with doing repetitive stuff. The D-line, we repeat a lot, but that's part of our jobs."

Quinn declined the chance to offer some in-depth explanations on what he's hoping to add to his pass-rushing arsenal, but after some coaxing, he did mention his desire to add a power rush to his array of speed moves. Now entering his fifth season, Quinn believes there's plenty of ways for him to improve.

"If you can't learn anymore, I guess it's time to get out of the game," Quinn said. "So you constantly are trying to add something to your tool belt. Where O-linemen, for me it's just if they know what you are about to do, you throw a curveball at them and now he's on his heels. You are always trying to add something to your game, not trying to change your game completely, but add something to it to make it better. Each day you come out, try to do something a little bit different that, "They've never seen this before," so I'm going to work this for the week or whatever. You can't get too comfortable with what you are able to do now."

Especially when being good simply isn't, well, good enough.



## ST. LOUIS RAMS FEATURE CLIPS

**TITLE:** Rams hope Todd Gurley, their back of the future, can be blast from past

**BYLINE:** By Nick Wagoner, ESPN

**DATE:** May 14, 2015

EARTH CITY, Mo. -- In many ways, the scarcity of jersey number options for Todd Gurley tells the story of how he ended up with the St. Louis Rams.

Gurley wore No. 3 at the University of Georgia and was disappointed to learn that isn't an option for NFL running backs. So the Rams' equipment staff presented him with his choices.

Something in the 40s?

"It's just not my swag," Gurley said. "No disrespect to anyone with the 40s."

How about No. 39, which belonged to Steven Jackson for nine years, during which time he became the Rams' leading rusher?

"I'm definitely not going to touch that," Gurley said. "I respect him. I wouldn't do that."

Gurley also had no shot at Nos. 28 or 29, the retired numbers of Hall of Fame Rams backs Marshall Faulk and Eric Dickerson.

It's in those numbers that one can see a tradition of featured running backs creating a legacy with the Rams. Add staunch running-game supporter Jeff Fisher as head coach and it shouldn't have come as much of a surprise that the Rams used the 10th overall pick to draft a highly touted back -- albeit one coming off a torn left anterior cruciate ligament.

When the Rams made Gurley the first running back selected in the first round since 2012, they breathed life into a position that has been devalued in the draft and free-agent market in recent years.

"It's fitting that Coach Fish is the guy who kind of, he saved the running back, brought him back to the first round," Rams general manager Les Snead said of Fisher, who coached prolific backs Eddie George and Chris Johnson with the Tennessee Titans.

It's perhaps more fitting that the Rams were the team to "save the running back."

Long the face of the franchise and the offense, Jackson spent one season as Fisher's primary back in St. Louis before the sides agreed to part ways. Jackson left for Atlanta in 2013, in search of a chance to win. The Rams, meanwhile, sought to transition to more of a timeshare to make Fisher's preferred running game work.

As it turned out, neither side got what it wanted.

The Rams used combinations that featured Zac Stacy and Tre Mason as the primary ball carriers over the next two seasons. Neither cracked 1,000 rushing yards, something Jackson had done in eight consecutive seasons.

While the Rams continued to search for their next Jackson, Faulk or Dickerson, the Falcons released Jackson in February after missing the playoffs for two consecutive seasons. Soon after, Jackson took it upon himself to hold the fort in defense of every-down running backs. He launched a video campaign with humorous undertones but a message that's serious to him.

When Snead referred to Fisher as "saving the running back," it was no doubt a nod to Jackson's viral video campaign.

The symmetry in it all is impossible to ignore.

"It is quite funny, here I am leading the way and the Rams are looking to recommit to a franchise running back," Jackson, who is currently unsigned, said one week after the draft. "I think when you see a guy that is very talented, no matter what position he plays, I think you ought to treat him as that special guy and not just put him in the box of 'This is the way business is handled and the way we want to structure how we pay guys.'"



On that, Fisher and Jackson would seem to agree. In Fisher's two decades as a head coach, his best teams have had an unmistakable identity: The defense was physical and the offense was powered by the running game.

Between Tennessee and St. Louis, Fisher-led teams have had six winning seasons. In those six years, only quarterback Steve McNair's 2003 MVP season sits as an outlier from the run-first approach. In four of those years, the Titans finished in the top five in total rushing attempts. Fisher has had three 13-win seasons (1999, 2000, 2008), all of which featured a back among the NFL's top eight rushers.

The move to add the 6-foot-1, 222-pound Gurley comes after three seasons in St. Louis when plenty of lip service was paid to building a power running game, but results haven't followed.

Under Fisher, the Rams have averaged 106.3 rushing yards per game and 4.1 yards per carry, ranking 19th and 17th in the league, during those three years.

For a team looking to build a physically dominant personality, those numbers simply aren't good enough.

As a coach who already believed in the value of a special talent at running back, Fisher had no trouble offering another affirmation with his team's first-round pick.

"You can't ever say that running backs have no value," Fisher said in the days that followed the draft. "We showed that last weekend. We've shown that in the past. This organization has shown that. We place a premium on that position."

Whether the Rams or Gurley truly have "saved" the running back will only be determined by time, but at least it's a start.

Soon after the Rams drafted Gurley, Jackson tweeted his approval, Gurley chatted with Dickerson via phone and George was one of the first people to text congratulations to Fisher. The coach even acknowledged that he views Gurley as his new George, the foundation of his offense for years to come.

Fair or not, the onus now falls on Gurley and San Diego's Melvin Gordon to perform to the level of their lofty draft status.

"They have to understand there's a lot of weight on their shoulders because of the state of the NFL and because it is such a passing league right now," Jackson said. "If guys don't perform in the first round, it will become even worse for where guys go."

After much contemplation, Gurley finally settled on No. 30 after the Rams traded Stacy to the New York Jets for a seventh-round pick. Now it's Gurley's job to carve a new path for the next generation of running backs to follow, and to make his new number the next in a long line of meaningful digits in Rams history.

"It's just a good feeling, more of like a personal pride standpoint just to be the first running back taken [in the first round] since 2012," Gurley said. "It makes everybody else, running backs around the world, [see] that we didn't disappear. We're not extinct. Not extinct at all."



## ST. LOUIS RAMS FEATURE CLIPS

**TITLE:** Believe it or not, Donald should be better

**BYLINE:** By Bed Frederickson, St. Louis Post-Dispatch

**DATE:** June 9, 2015

Jeff Fisher has been studying a lot of Seattle film as he prepares his Rams for Sunday's season opener. One player in particular demanded his attention when he revisited last October's 28-26 win against the NFC West rival.

It wasn't a Seahawk. It was Aaron Donald.

Before the 24-year-old out of Pittsburgh was named 2014 NFL defensive rookie of the year, before he became the first rookie Ram to make the Pro Bowl since Hall of Famer Jerome Bettis in 1993, Donald made his second NFL start at defensive tackle in week 7.

The former three-star college football prospect turned No. 13 draft pick made Seahawks quarterback Russell Wilson pull the trigger on an incomplete pass. It was a preview of the five-yard sack that would follow.

Seattle's workhorse running back Marshawn Lynch, arguably the hardest man to tackle in the league, lost the same amount of turf when he met Donald on a second-and-goal from 12 yards out. It was one of Donald's three tackles out of six that forced the Seahawks backward.

"Going back and watching our first Seattle game last year, watching him play, he was very, very disruptive," Fisher said Tuesday. "Obviously I've watched a lot of Seattle. He really stood out ..."

Here comes the scary part for Seattle and every other offense the Rams will see this season.

"... And we expect him to play better," Fisher concluded.

There's only one logical question here. How?

Donald's nine sacks last season led all NFL rookies. He ranked second, behind Buffalo's Marcell Dareus (10), for sacks by a defensive tackle. He's had a sack in six of his past seven games, eight of his past 11.

Donald also led the Rams in tackles for loss (17) and totaled 32 quarterback pressures and 12 quarterback hits.

That's a lot of production for Donald to improve upon in his first full season as a starter. Fisher isn't the only one watching film. No. 99 was recently ranked No. 92 on the NFL's player-ranked list of top talent. Pro Bowlers don't sneak up on people.

Still, everyone at 1 Rams Way makes it sound like 2014 was just the start for the undersized (6-foot-1, 285 pounds) yet seemingly un-blockable man.

"I really believe he just scratched the surface last year," Rams defensive coordinator Gregg Williams said recently. "His understanding of the pro game, his understanding of how we want things done, and some of the freedoms that we allow him to do, to play around him. He's a rare person instinctive-wise. He's a rare person intelligence-wise about that position. And he's a rare person leverage-wise. He plays with great leverage all of the time."

Rams nose tackle Michael Brockers might get the closest view of Donald in action.

"When you let him go, and don't really give him any restrictions, he can let it fly, and he can make plays," Brockers said Tuesday. "As long as we don't make him a robot and give him a bunch of rules, where he has to stay in his gap or whatever, man, just let him go. He's a playmaker. Let him do what he does."

Brockers also says Donald will be better this season. I asked for specifics.

"He just works on different stuff, you know?" Brockers said. "If he has a move down that he feels very confident with, he won't work on that move all week. He will work on something he struggles with, or something he feels he got beat on last week. He will work on that all week, strengthen his weaknesses. That's what he does. That's what I learn from him. And I'm a veteran. Work on your weaknesses. And he's gotten better. It's going to be scary."



Donald is soft-spoken compared to some of the talented defensive linemen he shares a locker row with. Guys like defensive ends Chris Long and Robert Quinn can easily take the attention off someone who doesn't seek it.

He lights up when you ask him about his new restaurant on Pitt's campus. If you're going to AD's Pittsburgh Cafe, you've gotta try the Panther Burger. It comes with bacon and an egg. On the topic of expectations for his second season, he sticks to vanilla.

Don't mistake Donald's lack of bravado for a lack of confidence, though. He says his ridiculously-fast first step has gotten faster. He says he is stronger, his technique polished.

"The sky is the limit," Donald said Tuesday. "I worked my butt off in the offseason. I feel a lot more comfortable, a lot more prepared. I know what's going on. I know the concepts of the defense. As a unit, we can do some special things."

Brockers is a better quote.

"He can be as good as he wants to be," Brockers said. "I've seen him improve his game so far, which is crazy, because he's done so much last year. And he's getting better. That's very scary for this season."

There's that word again. Scary.

The Rams are giving away a Donald rally towel before Sunday's game. Late Tuesday afternoon, Long was stopped in a hallway outside of the locker room to film a promotion for the promotion.

"You can cheer for the best player on the field," Long said into the camera. "That's Aaron Donald."

The way the Rams tell it, the best has gotten better.





## ST. LOUIS RAMS FEATURE CLIPS

---

**TITLE:** Ayers Calls Rams a Good Fit for Him

**BYLINE:** Jim Thomas, St. Louis Post-Dispatch

**DATE:** June 18, 2015

Akeem Ayers spent half of his 2014 season with the Tennessee Titans, a team that would finish 2-14.

Following a late October trade, he spent the rest of the season with a team that went on to win the Super Bowl — the New England Patriots.

“So I’ve been from the bottom to the top,” said Ayers, the Rams’ new starting outside linebacker. “I really have a good view on how a team does it right. How it looks, how they prepare, and how they work.”

He plans to bring some of that understanding and advice to St. Louis — not to mention the Patriots’ gaudy Super Bowl XLIX championship ring he picked up Sunday at festivities in Foxborough, Mass.

“I think that’s some good motivation, somebody who you’re playing with who just recently won a Super Bowl and a young guy,” said Ayers, who turns 26 next month. “I think everybody would love to see (the ring) and just get some motivation.”

As coach Jeff Fisher sees it, all that will come in time. Right now, Fisher’s more interested in seeing sacks and tackles from Ayers than Super Bowl bling.

“I don’t think he’s gonna stand up and say anything about it now,” Fisher said. “But we’re all happy for anyone that comes in the building that’s had that (Super Bowl) experience. I think in time it would be beneficial, but we’ll let him choose that time.”

If nothing else, Ayers’ experience in 2014, when he went from being unwanted and unused by one of the league’s worst teams to being a valuable role player with the eventual NFL champions, showed how small the margin is between winning and losing at this level.

“Everybody has the talent,” Ayers said. “It’s just the teams who put the extra work in. I think it’s more of the film study and just having a smart team. When you have a smart team and you have a team that plays with a lot of confidence, that’s the biggest thing.”

Drafted in the second round (No. 39 overall) by the Titans out of UCLA in 2011, Ayers played in all 48 games with 43 starts during his first three seasons in Tennessee. But a coaching staff change after the ’13 season and patellar tendon operations on both knees doomed him in Tennessee last season.

Ayers wasn’t able to participate in practice until the start of training camp, so new coach Ken Whisenhunt and his staff really didn’t know first-hand what Ayers could do.

“New defensive coaching staff,” Ayers said. “New scheme — we switched to a 3-4 that year. I pretty much had a late start, and I guess they didn’t have time to wait. But it ended up working out.”

Ayers played in only two of the Titans’ first seven games before the trade last Oct. 21 that sent him to New England.

“I was excited just to get out of there period, honestly,” Ayers said. “I’d seen where it was going early on, and I requested a trade early on in the season.”

At the time he was traded to New England, Ayers was not only back to full health but back in football shape. He clicked almost immediately with the Patriots, registering sacks in three of his first four games there. He appeared in all nine regular-season games for New England, including four starts, and finished with four sacks and an interception.

Ayers became expendable this offseason when the Patriots signed Jaball Sheard in free agency, but he’s thankful for the opportunity that revived his career in New England.

“It was great,” Ayers said. “I learned a lot in my short time there.”

St. Louis was his one and only visit in free agency, and he ended up signing a two-year deal that includes \$2.75 million in



guaranteed money and can max out at \$9.2 million if all incentives are met.

“After I came here, it really was a no-brainer for me,” Ayers said. “I feel like this defense is something I can thrive in.”

His position coach with the Rams, Frank Bush, was his linebackers coach in Tennessee in 2011 and '12. And Rams defensive coordinator Gregg Williams was a senior defensive assistant for the Titans in 2013. That familiarity helped Ayers make his decision.

“(Bush) really helped me make that jump from my first year to my second year,” Ayers said.

In that 2012 season, Bush registered career highs in tackles (104) and sacks (six), while also coming up with an interception and eight pass breakups.

Ayers is expected to start ahead of Jo-Lonn Dunbar at strong side linebacker, adding yet another talented pass-rusher to the group.

“Akeem in Tennessee played behind the (line) and he rushed and he did everything,” Fisher said. “Then at New England he primarily was a rusher. Did some dropping (in coverage) but was primarily a rusher.

“He’s got the ability, and as you know, in our defense our linebackers are blitzers and they rush. So he’s got the ability to do both. He’s a big man and he runs well. He’s smart and he strong, so I think he fits.”

And he’s got the ring to show he’s won at the highest level.



## ST. LOUIS RAMS FEATURE CLIPS

**TITLE:** Kenny Britt wants to move past six-year 'letdown'

**BYLINE:** Nick Wagoner, ESPN.com

**DATE:** June 8, 2015

Kenny Britt led the team in receiving yards in 2014 and became the first Rams wideout to surpass 700 receiving yards since Torry Holt in 2008.

It was a solid, if unspectacular first go with the Rams, but it was at least better than what the team has gotten from any of its pass catchers since Holt's departure. It also wasn't the first time that Britt had ventured into the 50-catch, 700-yard range.

To hear Britt tell it, however, it was just the latest in a series of disappointing seasons.

"There's definitely more I feel like I can give because there's more that I want to give and there's more that I want to do in my career," Britt said. "I'm going into my seventh year, I feel I let myself down the last six years. I have a chip on my shoulder this year and I've got a lot to prove."

Last season was Britt's first in St. Louis after spending his first five years with the Tennessee Titans but it wasn't his first playing for coach Jeff Fisher. Fisher is the coach who drafted Britt in Tennessee and the coach under whom Britt has undoubtedly had his most success in the league.

That's why, when Britt hit free agency after his one-year, "prove it" contract with the Rams expired, he had no designs on going anywhere else. Even though Britt didn't sign a new two-year deal with the Rams until a few days into free agency, he said he never really considered any outside offers despite some interest.

"Not in my mind, not in my family's mind or my wife's mind," Britt said. "I know where I wanted to be all along coming into the season."

And with good reason. Although Britt sounds wholly unsatisfied by his production to this point in his career, his drop off when he hasn't played for a Fisher-led team versus what he has done with Fisher at the helm is striking.

Britt's healthiest and most productive years have come under Fisher's guidance. In three seasons with Fisher, Britt averaged 741.3 yards, 44 receptions and five touchdowns while missing four of a possible 48 games. In three seasons without Fisher, Britt averaged 324.7 yards, 24.3 catches and 2.3 touchdowns while missing 19 of a possible 48 games.

Fisher has a reputation as a player's coach and knows when to ask for more and when to allow for breaks. That helps keep players healthy. Near the end of last season, Britt was one of the veterans Fisher allowed to take a day or two off in practice each week so he could be ready to go on Sundays.

According to Britt, that's just part of the appeal of returning to Fisher and St. Louis.

"There's definitely something to that," Britt said. "Fisher is a coach that lets you be yourself on the field and off the field. He treats you like a man instead of a child. He lets the coaches coach and he lets the players do the plays on the field and off the field. That's something you can be comfortable is being yourself instead of being uptight and watching what you have to say or what you have to do. I'm definitely more relaxed. And when you're more relaxed, you play better."

The question then becomes just how much better Britt can be. The reality is that the Rams offense probably isn't going to offer a chance for Britt or any of the team's pass catchers to put up the type of numbers that other top receivers around the league do in more pass-happy offenses.

Last week, Britt offered glowing praise for new quarterback Nick Foles and made it clear that the receivers are building a strong rapport with him. But even if that takes shape, if the Rams' running game takes off how they envision, there simply might not be much leeway for Britt to improve upon his 2014 production.

One way it could happen is to have Foles connect on more deep balls. Rams passers targeted Britt on throws traveling 20 or more yards in the air 25 times in 2014 but only connected 10 times. On a number of those incompletions, quarterbacks Shaun Hill and Austin Davis simply misfired with an open Britt running down the field.

Although Britt is entering his seventh season in the league, he's only 26, which means there could be more room for growth. He also seems to be as healthy as he has been in years, playing in all 16 games last year for the first time since his rookie season in 2009.

"I think every year I have more," Britt said. "I always say I have more. I don't want to leave this season saying I left something out there on the field."



## ST. LOUIS RAMS FEATURE CLIPS

**TITLE:** Greg Robinson expecting big improvement in second season

**BYLINE:** By Nick Wagoner, ESPN

**DATE:** June 10, 2015

Surrounded by a group of offensive linemen that includes four rookies taken in this year's NFL draft, second-year offensive tackle Greg Robinson finds himself in something of a strange position.

After the St. Louis Rams opted for a nearly complete makeover of their offensive line in the offseason, Robinson is now the second-most experienced projected starter on the line. This time last year, Robinson was attaching himself to the likes of Jake Long, Rodger Saffold and Joe Barksdale in an effort to get up to speed as fast as possible.

A year later, Robinson is the player the rookie linemen are turning to for answers.

"Last year, I was the one asking the questions," Robinson said, laughing.

That's not to say that Robinson has all the answers yet, either. When the Rams used the No. 2 overall pick on him in the 2014 NFL draft, they knew it would take some time for him to turn raw ability into polished production. That is why Robinson's rookie season came with more than its share of bumps along the way.

Robinson started out as a guard, biding his time on the bench the first four weeks of the season before finally moving into the starting lineup. With Long in place, the Rams hoped Robinson could help at guard for a season before taking his projected left tackle spot permanently. That experiment lasted little more than two games before another ACL injury ended Long's season in week 8.

The Rams decided to turn the future into the present by moving Robinson outside to left tackle. They stuck with that idea this offseason when they released Long.

Buoyed by the knowledge that his natural left tackle position is where his future lies, Robinson has spent the offseason recovering from a turf toe injury suffered in the season finale against Seattle and attempting to get in better shape.

It's so far, so good on both fronts as Robinson said he has dropped 20 pounds to get down to 319 from 339 and is already doing individual drills after rehabilitating from the toe injury.

"I feel like I'm making progress every day," Robinson said. "They don't really want me rushing it. So I'm just going with whatever the coaches say and just trying to stay locked in and pay as much attention as possible."

Robinson probably could participate in team drills during practice now, but the Rams don't see the need to rush him.

"He's been working here," coach Jeff Fisher said. "He's been rehabbing and he's working and he feels good. His strength has increased. If there's a little bit of weight loss and increase of strength, that's a good thing."

Dropping the weight should allow Robinson to use his athleticism in space more.

"That's the plan," Robinson said. "I feel like I'm moving a lot better. It's coming from not being able to run at all to making progress and transition back to the field, but they don't want me rushing it."

In the meantime, Robinson has spent those team drill sessions focused on the mental side of things. Unlike last year, when he was asked to learn two positions at the same time, Robinson no longer has to concern himself with anything but tackle.

With the Rams adding some new offensive wrinkles, including more zone blocking, Robinson is getting a chance to do more of what he did at Auburn, where the Tigers mixed zone and man blocking schemes. The Rams appear to be headed toward mixing the two more than they already did this year.

Robinson hopes those new wrinkles and his additional time spent learning the offense will pay off in his second season. With three new starters projected elsewhere on the line, the Rams can't afford to wait for Robinson to take much more time to develop.

"I feel like the game has slowed down a little bit for me, just by me going through the walkthroughs and getting off on the snap count and stuff," Robinson said. "I haven't been making as many mistakes as I was last year, so I think the main focus is just getting the playbook and trying my best to learn as much as possible so I won't be thinking as much on the line."



## ST. LOUIS RAMS FEATURE CLIPS

**TITLE:** Rams' Brockers taking his game to a new level

**BYLINE:** Jim Thomas, St. Louis Post Dispatch

**DATE:** June 15, 2015

Say what you will about Michael Brockers, but the Rams' defensive tackle leaves no stone unturned when it comes to trying to improve his game.

A couple of years ago, he hired a personal chef to make sure he was eating right. Last season he showed up lighter in an attempt to improve his quickness and overall effectiveness.

As for this offseason, he has taken up mixed martial arts training in an effort to use his hands better on the football field and keep opposing blockers' hands away.

"In life, I think every day you have to learn something," Brockers said. "If you're not learning, you're not living. So definitely for the most part, I try to 'up' my game. There's never a time where I feel like I know it all."

Line play at the NFL level isn't only about strength, power, and quickness; it's also about leverage and technique. Usually, once an offensive lineman gets his hands on you, it's over for a defensive lineman.

"It's about getting that man's hands off you, especially playing defensive tackle and nose guard," Brockers said. "It's all about physicality, and not trying to let them get their hands on you and grab you and stuff like that."

The most interesting aspect of Brockers' fray into martial arts is his teacher. It's none other than Dallas Cowboys Hall of Fame defensive tackle Randy White.

Brockers made the hookup through his agent Scott Casterline, who also represents White. Prior to the start of the Rams' offseason conditioning program on April 20, Brockers made regular weekend visits to work with White in Dallas.

Brockers, whose permanent residence is in Houston, would make the four-hour drive to Dallas on a Thursday and stay there working with White until returning on Sunday.

"It's been a slow process," Brockers said. "He's been doing this stuff all his life, for all his career. So learning from him I'm starting to get like the steps down. I'm trying to implement it a little bit in my game, trying to use it for 2015."

Brockers grew up a Cowboys fan in part because there wasn't a football team in Houston between 1997, when the Oilers left for Tennessee, and 2002, when the expansion Texans started playing. Brockers, still only 24, is too young to have seen White play but knew who he was before the martial arts tutoring begin.

"I knew a lot about some of the history about Dallas and knew he was part of it," Brockers said. "So for the most part when I learned he wanted to work with me, I was like, 'Yeah, let's go.'"

"It's cool because of the fact that he's a Hall of Famer and you think that they carry themselves a lot higher than they do. They're at the top of the top. But he's a real chill guy, cool, down to earth. So that's the reason why I really like working out with him, because he's a great guy to talk to and he listens and tries to really help my game."

White was introduced to martial arts training in 1976, his second year in the NFL, by then-Cowboys strength and conditioning coach Bob Ward. In that sense, Ward and the Cowboys were way ahead of their time.

"Bob had the vision of incorporating the martial arts into our football," White told the Post-Dispatch. "I enjoyed doing it and really took to it. It really helped my career."

Even after his career ended following the 1988 season, White continued his martial arts training. And he started training others, from elementary school-age youths up to NFL players.



One of his past “students” was six-time Pro Bowl defensive tackle La’Roi Glover, who spent three of his 13 NFL seasons with the Rams (2006-08) and is currently the Rams’ director of player programs.

(White met Glover at an arm-wrestling tournament, where Glover was a participant and White was doing commentary.)

“I’m not the great guru but I’ve got something to offer,” White said. “Something they can look at. If they like it, they can add it to what they do.”

White, now 62, has found Brockers to be a very willing pupil.

“Michael really is a very intense guy,” White said. “And is hungry to get better and be better. I’ve spent some time with him. I don’t know how many times we’ve trained. Quite a few.

“He really picked it up and he saw the value of what I was showing. It takes just a little bit to really grasp how you apply it. You develop sensitivity. We do hand drills and develop sensitivity.

“Most players, right off the bat they want to know, ‘Well, if he does this, what do I do?’ I can show ’em that, and I can show ’em a counter for a specific way a guy is trying to block you or attack you.”

But eventually, it’s got to come instinctively.

“When you’re on the football field, you don’t have time to be thinking about what move am I gonna use,” said White, who is training Brockers for free. “You’ve just gotta feel it. So you keep working the drills and develop sensitivity, and I show ’em all the different options that I know to make themselves effective as far as rushing the passer, pursuing a play.”

Just like learning more traditional defensive line techniques, Brockers knows it will take lots of repetition to take his martial arts techniques to that instinctive level. So once the Rams’ offseason program started in Earth City and he could no longer make the weekly trips from Houston to Dallas, Brockers studied videos to try to stay sharp.

“I even practice with my wife sometimes,” Brockers said.

(Now that’s a devoted wife.)

“Just hand movements,” Brockers said. “It’s not like I’m really throwing her or anything.”

The drills with White are strictly hands and footwork. The sessions last two to three hours, with a break thrown in here and there.

Once the Rams complete the final week of OTA practice sessions next week, the veterans have a five-week break before the start of training camp. Brockers plans to spend at least a couple of those weeks working with White in Dallas.

Once camp starts at the end of July, White might drop in at Rams Park to watch Brockers in practice, seeing if he’s applying the martial arts techniques on the football field.

“He wants to be the best he can possibly be,” White said. “And when you’ve got a guy that’s got that attitude, and he’s got the ability he has, he’s gonna be successful.”





## ST. LOUIS RAMS FEATURE CLIPS

**TITLE:** Keeping Cory Harkey a key to Rams' offensive plans

**BYLINE:** Nick Wagoner, ESPN.com

**DATE:** July 5, 2015

Lost in the mix of a busy offseason that saw the St. Louis Rams make sweeping changes to the offense from coordinator to quarterback to running back to three spots along the offensive line was a simple move to retain one of their own.

Cory Harkey, the team's resident fullback/tight end/tough guy, quietly signed his one-year restricted free-agent tender offer in March. It didn't move the needle much, especially compared to big-ticket deals like the team's quarterback swap with the Philadelphia Eagles, but it was no less important given the offensive identity the Rams are attempting to forge.

"It's great to have 'Hark' back," Rams head coach Jeff Fisher said. "He really took on a leadership role in the special-teams room and really all over, for that matter. It's just great to have him back. He's one of those guys you trust. He's out every day. He's tough. He makes plays. It's good that we got at least another year."

The Rams don't have a true fullback on the roster, per se, but Harkey has admirably filled that role in addition to his tight end duties. But even with the Rams' efforts to have a power rushing attack as the focal point of the offense, they haven't made a move to get a traditional fullback on the roster. The reason? Harkey.

After entering the league as an undrafted free agent in 2012, Harkey has steadily earned a bigger role. In 2012, he played just 28 snaps in five games, but that total moved up to 361 snaps in 2013 and 349 last season. He probably would've set a new career high in 2014 were it not for an early season knee injury that Harkey managed to play through.

That injury led to Harkey's two worst games as a run blocker last season, according to Pro Football Focus, but as he got back to full strength, he became a key cog in the offense from week to week. He finished with a 1.3 grade in run blocking, which for what it's worth made him one of just three Rams to have a positive run-blocking grade from PFF. It also figures to be his primary focus moving forward.

According to PFF's snap breakdown, Harkey spent 239 of his 349 snaps run blocking in 2014. But that was for a team that didn't run the ball as successfully or as much as the Rams seem to plan to in 2015. The Rams were just 26th in the NFL in rushing attempts last season, handing it off 395 times with an average of 4.14 yards per carry, good for just 17th in the NFL.

This offseason represented a commitment to improving in that area as the Rams spent the No. 10 overall pick in the draft on running back Todd Gurley and four more selections on offensive linemen.

And though it wasn't as clear at the time the team extended Harkey his restricted free-agent offer, bringing him back was also an important part of that plan.



## ST. LOUIS RAMS FEATURE CLIPS

**TITLE:** Johnny Punts: Rams' Hekker is the life of the party in St. Louis

**BYLINE:** Elisabeth Meinecke, FOX Sports Midwest

**DATE:** June 10, 2015

The best part of interviewing the St. Louis Rams' Johnny Hekker? You know he won't be boring.

Whether he thinks so or not, the four-year NFL veteran has developed a brand: positive, comedic and just plain entertaining. And he's done it not from a high-profile gig like quarterback, wide receiver or even defensive end, but one of the most invisible spots on a football roster: punter.

Hekker, not surprisingly, is good-natured about it.

"There comes a lot more responsibility learning the playbook and everything and that takes much more time," he jokes. "So we have nothing but free time, I guess, to build our brand, so that's also an advantage, in that sense."

Still, we all know it: Fairly or not, the punter is often cast as the stepchild of the NFL roster, woefully overlooked when it comes to outside attention. In an industry that has advertisers clamoring to monetize its stars, when's the last time you saw a punter peddling UGGs or hawking a Subway sandwich? Heck, forget advertisers. When was the last time you saw NFL draft experts devote an in-depth segment to the punters the same way they do quarterbacks, wide receivers and nearly every other position on the field (including offensive line)? They don't, because punters aren't supposed to be high commodities.

Yet Hekker has gone from being an undrafted free agent to one of the Rams' most recognizable voices in St. Louis. He's hosted a radio show, made it on TMZ.com for his dancing skills (or, more accurately, lack thereof), and publicly supported the "punters are people, too" movement. He was recently in a video on the Rams' website promoting the new professional soccer franchise in St. Louis and helped raise almost \$15,000 for charity last year as part of a joint endeavor with employees at SSM hospitals.

Part of his platform is because he's dang good at what he does, and on a team that's struggled offensively the past few seasons, his role, naturally, is more visible. He was a Pro Bowler in 2013 after producing the highest single-season net average in punting yards in NFL history. But he's also put the "special" in special teams by using his skills as a former high school quarterback. Rams fans will recall Hekker against Seattle and San Diego last season successfully throwing out of punt formation to convert on fourth down. That December, he got a six-year contract extension worth upward of \$18 million -- the \$9 million guaranteed was rumored to set a league record for his position. That got people talking -- even nationally -- about a punter.

Another boon in Hekker's visibility has been social media. Fans may only see him for a handful of seconds on the field each game, but social media give them access to the personality behind the punter. Like when Hekker recently chirped his teammate.

It's also, however, where actions on and off the field can be exposed -- which Hekker realizes can be sticky.

"Good or bad, you're much more accessible, so you've got to make sure that what you're doing is consistent and is in line with that brand you're trying to build," he says.

The bigger emphasis, however, is that Hekker puts a priority on engaging fans, and not just on social media, but talking with people at community events, showing interest in what they have to say and what's happening in their lives. He feels the Rams do a good job of involving themselves in the community.

"I think our team has really grasped that idea," he says. "I think the amount of community service hours we put in kind of shows a lot of our hearts."

Still, there's one part of Hekker's brand that remains almost as unheralded as his position on the field: work ethic. In the short time Sean Mannion has been with the club since getting drafted in May, the quarterback, who briefly crossed paths with Hekker at Oregon State, has already witnessed Hekker's nonstop commitment to his craft and his team.



“What I’ve been blown away with really since I’ve been here is the effort that he puts into every aspect of his game,” Man-  
nion says. “The specialists typically as a group are on a different schedule than the rest of the team, but you always see  
him around here doing something. He’s always the first guy in, it seems. You never get here and he’s not here yet. And  
then when you’re leaving, it seems like he’s always still around. It kind of shows the kind of guy he is. He puts such effort  
into being such an important piece of our team, and he has been.”

In the end, to Hekker, this all may be less about a “brand” and more about who he wants to be as a person.

“I think everyone has, to a certain extent, their own brand, and has a reputation,” he says. “You always want to represent  
yourself in a good light and make sure the things that you’re doing and the way you’re treating people aligns with the way  
that you want to be perceived and want to be treated. I’ve been taught that if you want to gain respect, you’ve got to give  
respect. So that’s just kind of how I like to treat all interactions with people.”



## ST. LOUIS RAMS FEATURE CLIPS

**TITLE:** T.J. McDonald healthy, embracing expanded role

**BYLINE:** By Nick Wagoner, ESPN.com

**DATE:** August 2, 2015

Despite racking up the tackles and other somewhat artificial statistics during the first half of the 2014 season, it wasn't until the final eight games that St. Louis Rams safety T.J. McDonald finally felt comfortable in coordinator Gregg Williams' defense.

McDonald entered last year's camp as a returning starter but also faced the task of adjusting to a defense that would ask much more of him. Aside from middle linebacker James Laurinaitis, it's McDonald who has the most responsibility in Williams' defense. With all of that on his agenda, the process didn't go as fast as anyone would've liked, not just for McDonald but for the defense at large.

When the light came on for the defense after an ugly Week 8 loss to the Kansas City Chiefs, it was no coincidence that it perhaps burned the brightest for McDonald. When it did, the results were hard to ignore. He finished with 104 tackles, two sacks, a forced fumble and a fumble recovery with the sacks and turnover production all coming in the final eight games.

As the Rams embark on the 2015 season, McDonald doesn't have as much to learn and is mostly hoping to simply carry over what he accomplished from the season's second half into this year.

"I just have to keep growing, keep competing, keep learning," McDonald said. "Just go out with the guys, communication is a big thing. Being in Gregg's defense longer, you get more comfortable and the game slows down a little and it makes communication easier and allows you to be on the same page with the guys so we can all jell at once."

McDonald does, however, have catching up to do after sitting out during organized team activities. While he opted not to disclose the exact nature of the injury that kept him out of OTAs, he had no problem acknowledging how antsy he got being confined to the sidelines while his teammates went through practice. If nothing else, those lost practice reps were a direct blow to his efforts to continue his second-half surge.

Since he couldn't play, McDonald attempted to make the most of the time anyway. He was often one of the most vocal players on the field, shouting instructions and encouragement for his replacement, second-year safety Maurice Alexander.

"I was trying to take advantage of it as much as I can to help other guys," McDonald said. "It was hard being on the sideline so I would try to get out there and help my guys and try to encourage the guys from the sideline between periods, say a couple words. I love the game so it's tough being on the side."

McDonald arrived for this camp back at 100 percent and hasn't appeared to have any real limitations in his return. He's also carried over some of the advanced leadership traits he showed during the spring. The former USC captain has natural leadership instincts and now that he's in his third year is hoping to take on a bigger role in that regard.

"I definitely want to take on more of a leadership role," McDonald said. "I'm just coming out here and showing what I can do and trying to get better."



## ST. LOUIS RAMS FEATURE CLIPS

**TITLE:** Zuerlein bracing for longer extra point

**BYLINE:** By Jim Thomas, St. Louis Post-Dispatch

**DATE:** June 12, 2015

Greg “The Leg” Zuerlein didn’t get a vote on the matter, otherwise extra points would still be kicked from the 2-yard line.

“They didn’t ask for any kickers’ votes,” he said laughing.

NFL owners certainly made life more, uh, interesting for the place-kicking fraternity, voting in March to move back the line of scrimmage for extra points to the 15. Beginning with the 2015 season, it will take the equivalent of a 33-yard field goal distance-wise for that point after touchdown.

That’s 13 yards farther back from the traditional spot at the 2.

“Can’t do anything about it,” Zuerlein said. “So might as well just start practicing from there. The fortunate thing is if you do well, it’s gonna make your value as a kicker go up.”

Conversely, too many hiccups kicking PATs from 33 yards won’t do much for job security.

“There’ll be plenty of misses, I guarantee you that,” Zuerlein said. “If you have an off-game or just a bad hit — there it is. It’s gonna happen. I think you’ll still make most of them, but you miss ’em at the wrong time ... and it could cost you a game.”

During his three-year NFL career, Zuerlein has missed four of 28 field goal attempts in the 30- to 39-yard range. It’s not automatic.

“Obviously, you can’t hit a perfect ball every time,” he said. “So even if you hit a decent ball, you’re still gonna miss some of the time. So many times you see kickers hit PATs and they (barely) get in there. They just squeak ’em in.”

Some of those extra points that “just squeak in” from the traditional 20 yards away will now be misses from 33 yards.

“It’d really stink to have a big game come down to it,” Zuerlein said. “Because it could be that the offenses did their job, the defenses did their job.”

And then a 33-yard extra point sails wide, no good.

“There’s probably gonna be some games won or lost by that,” he said. “So we’ll see what the fans’ reaction is to that, and see if the NFL (likes that). For me, why would the fans want to see a game end like that? That’s just my take.”

But the NFL probably would love it. The feeling behind the change was that the PAT had become way too predictable; the league wanted to make it a more competitive play. Zuerlein has missed only one of 95 extra points in his Rams career.

Coach Jeff Fisher is a member of the league’s competition committee, which studies such rule changes. He’s also a special teams aficionado, and is fine with the rules change.

“I understand the rationale and the reason behind it — to put a little bit more emphasis on the extra point because of the percentages,” Fisher said. “One school of thought is someone’s gonna be put in a position to kick an extra point in the fourth quarter in December in the AFC or NFC North in a 40 mile an hour wind to tie a ballgame.”

While a dome team such as the Rams will be kicking indoors in a comfortable, controlled setting.

“But it’s going to make it a much more exciting play,” Fisher said. “I think we’re gonna see more two-point attempts.”

The Rams may have half their games indoors but they have the potential for several games this coming season where the weather could be a factor on the now-longer extra points.

The Rams have road games at Baltimore (Nov. 22), at Cincinnati (Nov. 29), at Seattle (Dec. 27), and at San Francisco (Jan. 3). All are outdoor venues.

As Zuerlein points out: “Someone has to go to Green Bay in December with swirling winds and snow to make a PAT to maybe go to the playoffs or something. That’s a little different circumstance (than kicking in a dome).”

The Rams won’t face extreme cold in San Francisco or Seattle, but the weather at those venues can be raw, windy, and wet that time of year.

“Any time it’s later in the year, the fields can be pretty rough,” Zuerlein said. “You never want to be kicking on a poor field because your foot slips a little or any little thing goes wrong late in the year like that. You just never know.”

Under the new PAT rule, teams will have their choice of where the ball is spotted after scoring a touchdown. They can



choose the 15 and kick the extra point, or choose the 2-yard line and go for a two-point conversion.

There was some discussion about moving up the line of scrimmage to the 1 ½ — or even the 1-yard line for two-point attempts, but it stayed at the 2.

“I’m glad it ended up the way it did,” Fisher said. “I was opposed to moving it to the 1 ½-yard line. (Or the 1.)”

The 33-yard extra point is just another example of the league making things tougher on place-kickers.

First, the goal posts were moved to the back of the end zone from the front. For a while, kickoffs were moved back to the 30 from the 35 to encourage more kick returns. (Kickoffs subsequently were returned to the 35 as a safety measure for return and coverage players. The idea being fewer returns meant less collisions and fewer concussions.)

There was also the introduction of the “K-ball,” which cut down drastically on the amount of scrubbing and scuffing of footballs the kickers could do to soften up the ball.

It’s almost as if the kickers have been penalized for being too good at their jobs.

“I do wonder that sometimes,” Zuerlein said. “Because the better we get, the harder they make it. But the better the receivers get, or the better the quarterbacks get, they don’t make it any harder on them.

“You could make the receivers not wear gloves. Who knows? You could implement all kinds of different rules. Quarterbacks are passing for record numbers.”

But kickers are more accurate than ever — not necessarily a good thing in the eyes of the NFL.





## ST. LOUIS RAMS FEATURE CLIPS

**TITLE:** Rams defense revving up under Williams

**BYLINE:** By Jim Thomas, St. Louis Post-Dispatch

**DATE:** June 21, 2015

When Rams defensive players returned for the start of the offseason conditioning program in late April, each received an individual tape — an individual report if you will — showing strengths and weaknesses in his play.

“It’s one thing for a coach to talk to all the defense,” coordinator Gregg Williams said. “It’s one thing for a coach to talk just to his position area. But the (position) coaches went the extra mile.”

And produced individual tapes, self-scouting their own players.

“The guys took it to heart and really had a very good spring in the weight room, in the training room and then here on the field,” Williams said. “It’s light years ahead of where we were last year (at this time) because they didn’t know me, I didn’t know them.

“Just from a terminology (standpoint), are we speaking the same language? Do we understand what we really want? It took a little bit of time for all of us to get acclimated last year.”

But now a foundation has been laid. There has been a base of information established for a defense that was among the league’s best over the second half of last season. If nothing else, Williams hopes the familiarity helps the Rams avoid the slow starts defensively that have plagued the team for several seasons under coach Jeff Fisher, predating Williams’ arrival a year ago.

To say that Williams raised the subject of slow starts during the spring would be understatement.

“Why don’t you ask these young gentlemen who play if I have worn them out about that,” Williams said. “Yes, we’ve discussed it.”

Linebacker Jo-Lonn Dunbar, whose association with Williams dates to time they spent together in New Orleans, can vouch for that.

“We’ve stressed that 10-fold,” Dunbar said. “Gregg mentions it every day. That’s the first thing he says to us every day. ... ‘Start fast. Start fast. Start fast.’ So what we need to do is start fast as a defense and start fast as a team.”

The pieces certainly are in place for that to take place this year. Returning from last season are seven of the team’s top nine defensive linemen, the top four linebackers and all 11 of the top defensive backs.

Fortifying that group are the free-agent additions of defensive tackle Nick Fairley, a first-round pick by Detroit, and outside linebacker Akeem Ayers, who won a Super Bowl last season with the New England Patriots.

“He has really fit in quite well here,” Williams said of Fairley. “The thing that’s been really fun for me to watch is the big eyes he had when he came in and saw the talent in that room. He saw, and all of a sudden, ‘Whoa! I’m going to have to compete for any time to get on the field with these guys.’ It’s gonna be fun packaging all those guys up.”

As for Ayers, Williams has some familiarity from the year (2013) they spent together in Tennessee.

“We’ve got to try to adapt some things to his skill set,” Williams said. “Hide the things that he doesn’t do real well but maximize the things that he does do well. And he does some really good things.”

Overall, Williams has tried to eliminate clutter from the defensive playbook — plays and schemes that for whatever reason didn’t fit or didn’t work. But he’s also added a few tricks. Williams said he has 42 packages of personnel alignments and groupings in his playbook — the defense worked on 18 of them this spring.

Familiarity with his staff after a year together has allowed Williams to give them more responsibility on the practice field. Williams isn’t as omnipresent, although it still is hard to miss him.

“The assistants know more about what I want,” Williams said.

Williams has been around the NFL long enough to know what a special defense looks like. He’s had several of them himself over the years at his many stops throughout the league.

Can this be one of them?

“We would hope so,” Williams said. “I would tell you this: I’ve had a chance to be a part of ... many special defenses. I’ve been seven different places and at five of those seven places we’ve been top five or best in the world at what we do. This is a talented group.”



But a couple of things have to happen to make the leap from talented to special. One is communication. Miscommunication in the heat of a game can lead to a busted play.

“One play can beat you one way or the other,” Williams said. “But when they are on the same page and you see these guys talking, yeah, there’s a chance for them to be special.”

Another important factor, Williams says, is the passion the players have for success. As he sees it, succeeding at the highest level has to be more important to the players than it is even to the coaches.

“The good teams I’ve ever been on, and some of the greatest defenses I’ve ever been a part of, it was much more important to them than it was to me,” Williams said.

And it’s very important, obviously, to Williams. So much so that each defensive player was handed a report Thursday at the end of organized team activities, comparing where they are now to where they were at the start of the offseason program — on April 20.

“Where they grew, where they didn’t grow,” Williams said.

And what they need to accomplish on their own before the team reconvenes for the start of training camp at the end of July.

It was Williams’ way of saying: Have a nice summer.



## ST. LOUIS RAMS FEATURE CLIPS

**TITLE:** Weinke takes unusual path to Rams

**BYLINE:** By Jim Thomas, St. Louis Post-Dispatch

**DATE:** March 2, 2015

In Chris Weinke, the Rams have hired a quarterbacks coach with no coaching experience at the pro and college levels. Zero. At first glance, it seems an odd way to fill a vacancy at the highest level of football — the NFL.

But Weinke, 42, has plenty of experience coaching quarterbacks — just a different kind of experience from basically everyone else in the league.

Even while Weinke was playing, his goal was to coach. A devoted student of the game, Weinke kept notebooks from all the way back to his Pop Warner little league games.

“I have the notebook from every high school meeting,” Weinke said. “I have the notebook from every college meeting. Every game plan, and every note I ever took in the National Football League as a player.”

He put all that information to use, plus the insight picked up from coaches he worked with along the way, when hired to launch a football program from scratch in 2010 at IMG Academy in Bradenton, Fla.

“When I showed up there five years ago, we didn’t have a football field and I didn’t have an office,” Weinke said. “And they simply said: ‘Build a football academy.’”

It started with football camps, and then continued with quarterback-specific camps. And the ultimate goal was to launch a high school team. Things couldn’t have gone better on all fronts for Weinke at IMG.

Over those five years at IMG, Weinke worked with quarterbacks of all ages, sizes, styles and experience levels — from little leaguers up to college stars and NFL players.

At the upper end of the spectrum, Weinke said, “I had college kids come in the summer time while they’re in college. And then you have the guys that have finished college, and are now getting ready for the (NFL scouting) combine.”

Some of those prospects would come back to Weinke once they made the pros. During his time at IMG, Weinke worked with the likes of Ryan Tannehill (Miami), Christian Ponder (Minnesota), Cam Newton (Carolina) and Russell Wilson (Seattle).

During the lockout period before the 2011 season, Weinke worked with Newton for eight weeks.

This offseason, Weinke has been working with Shane Carden of East Carolina and Dylan Thompson of South Carolina. Carden attended the combine and spoke with the Rams at the Senior Bowl in late January.

Three years into Weinke’s stay at IMG, the high school team became a reality.

“We’re a fully accredited high school,” Weinke said. “It’s a boarding school. So, for example, last year our team consisted of 62 players from 19 states and seven different countries.”

The team plays within the Florida High School Athletic Association and its rules but isn’t allowed to compete for the state championship.

A couple of former Rams Super Bowl champions, Tom Nutten and Mike Gruttadauria, helped coach the IMG offensive line in the first two years of the team’s existence.

In those two seasons, with Weinke as head coach, IMG posted a 19-3 record; 22 of its 29 seniors went on to play Division I football in college.

As the driving force behind such a diverse and thriving overall program, it was difficult for Weinke to leave. He had some other offers but could afford to be picky.

“I’ve said it all along, that when you don’t have a job you’ll take any job,” Weinke said. “When you have a great job you can be selective. And so, I felt very comfortable where I was and what I was doing.”

But the Rams gave him an opportunity to fulfill his goal of coaching at the pro or college level. Weinke believes the Rams’ overall roster has potential. He hit it off with the head coach (Jeff Fisher), knows the offensive coordinator (Frank Cignetti) and is looking forward to the possibility of working with Sam Bradford.

“You’re gonna see a lot of energy and enthusiasm from me,” Weinke said. “My whole goal is to get my quarterbacks to play fast — but not in a hurry.”

Weinke believes his experience as a former player can only help the coach-quarterback relationship he’ll have at Rams



Park. He has experienced highs and lows as a player, from winning the Heisman Trophy at Florida State to struggling through a seven-year pro career with Carolina and San Francisco.

"I did not have a stellar NFL career, and I think I'm the first to admit it," Weinke said. "That's why I think I'm a good football coach, because I had to learn to deal with adversity. I know what that feels like. And I want to make sure that I instill all those things that I learned throughout that process. ... If I was a player, I'd love to have a former player be my coach."

Weinke is not traditional in terms of how he got to the NFL. But he's old school when it comes to coaching quarterbacks at this level.

"Passing the football's rhythm and timing," Weinke said. "So if you don't teach a guy how to do that, it's very hard to be consistent."

For Weinke, it starts from the ground up. Good footwork leads to everything else.

"And then everything else will be a line," he said. "I'm talking about staying connected. Bio-mechanically, your right side's gonna respond to your left; the upper half's gonna respond to your lower half."

Easier said than done these days, when the vast majority of players coming out of college played in the spread operating out of the shotgun and don't really have the urgency of footwork necessary to operate a pro-style offense.

Weinke says he's not out to create robots at quarterback. He might tweak a throwing motion, but he won't overhaul it.

"You've gotta have balance," Weinke said. "How do we throw the football with maximum power, from a good platform, and be consistent, and throw with accuracy?"

And throw with anticipation. That's what he'll be striving for with the Rams' quarterbacks.



## ST. LOUIS RAMS FEATURE CLIPS

**TITLE:** Boras' Profile With Rams Grows

**BYLINE:** Jim Thomas, St. Louis Post-Dispatch

**DATE:** April 16, 2015

Throughout his NFL coaching career, a career that's about to enter its 12th season, Rob Boras has been a foot soldier. One of those behind-the-scenes guys who doesn't say much but shows up and does his job.

He's never been a campaigner or a politician — you know, one of those types always looking for his next job. But somehow he quickly earned the respect of Rams coach Jeff Fisher.

Every offseason since Fisher arrived in St. Louis in 2012, offensive coordinator Brian Schottenheimer applied for a job somewhere, and Boras' name always came up at Rams Park as a possible successor.

This offseason, Schottenheimer actually left, taking the coordinator's job at the University of Georgia. Boras came within a whisker of replacing Schottenheimer, but that job ultimately went to Rams quarterbacks coach Frank Cignetti.

"Through the whole process, during that month or whatever it was, just the communication, the honesty, you trust Coach Fisher," Boras said. "He has a plan. And so there's a personal disappointment but you're excited about the opportunity to move forward.

"You can't let those minor things be setbacks. Just like you talk to your players about all the time. You've got to move on."

Boras came out of the process with a nice consolation prize. He will continue coaching Rams tight ends but also has the additional title of assistant head coach/offense.

Although it's not the coordinator's job, Boras suddenly has a higher profile. Until the coordinator job search and aftermath, the only times he had gotten a mention in the Post-Dispatch in three seasons with the Rams were when his house was broken into, and when he embarrassingly suffered a calf injury on the practice field, which resulted in much teasing from the coaching staff.

"I've gotta find a better way to get my name out there," Boras joked.

He can do that in his new role by helping to get an under-producing offense going under a new coordinator (Cignetti) and a new starting quarterback (Nick Foles).

"Rob's going to have a lot more input, I'll put it that way, as far as which direction we go," Fisher said. "Particularly because I was really impressed with his presentations and his thoughts (during the interview process)."

Fisher made those remarks at the Feb. 12 news conference in which Cignetti was formally introduced as the new offensive coordinator. Fisher was more expansive on Boras' new duties at the NFL owners meetings last month.

"Rob really does an outstanding job, particularly in our running game and creation of the running game, and then pairing the running game up with the play-action passing," Fisher said. "That's where Rob, I think, his value is. So he's expanded that. He's working closely with Cig and the rest of the staff. It's a collective effort."

In an interview this week with the Post-Dispatch, Boras said the nature of his new job title is still evolving.

"It's really just to be able to help Cig and Coach Fisher in different areas, schematically as well as talking to players and such," Boras said.

Even before Cignetti was formally announced as the team's new OC, he and Boras and the rest of the offensive staff had been working on the new playbook. Simplifying it, pruning the terminology that was used for three seasons under Schottenheimer while evaluating what went well and what didn't in 2014.

"Cig has a very definite vision, and it's not very far from where we've been," Boras said. "Now we're going to be adding some more schemes that he's brought to us. And obviously, just organizing it and putting it into our terms, and seeing what's gonna work with our personnel. That has really kind of been the process."



Boras said that process is nearing completion — the playbook is close to being a finished product.

“I would hate to put a percentage on it, but yeah, it’s dotting the I’s and crossing the T’s,” Boras said. “We’re just cleaning it up a little bit right now before the players get back.”

That time is almost at hand, because the players return for the start of the team’s offseason conditioning program Monday.

Boras, 44, was born in suburban Chicago. In college, he was a four-year starter at center at NCAA Division III DePauw University in Greencastle, Ind. Football aside, the plan was to go to law school after completing his undergraduate degree.

But along the way, Boras couldn’t help but notice how much fun DePauw coach Nick Mourouzis had on a daily basis.

“He never had a bad day in his life,” Boras said. “The guy’s energy and enthusiasm was just contagious. About my third year in (at DePauw), I’m like, ‘You know what, if I could do this for the rest of my life, I’d be the happiest person on earth.’”

When he called his parents to tell them he was getting into coaching, and not going to law school, they took the news much better than expected. At age 21, fresh out of school, Boras was named offensive line coach at DePauw.

“I was gonna give it two years and see if I liked it,” Boras said.

That was 1992.





## ST. LOUIS RAMS FEATURE CLIPS

**TITLE:** Austin flashes big-play potential

**BYLINE:** By Jim Thomas, St. Louis Post-Dispatch

**DATE:** August 16, 2015

For those hoping new Rams offensive coordinator Frank Cignetti can bring out the best in Tavon Austin, play No. 2 in Friday's preseason opener against Oakland was a tantalizing tease.

Austin caught a quick screen from quarterback Nick Foles, got loose thanks to a block from wide receiver Kenny Britt, and was off to the races. He gained 35 yards before the Raiders brought him down.

After the Rams' 18-3 loss, coach Jeff Fisher said: "That's one of Tavon's finest since he's been here. That was real impressive."

Torry Holt thought so, too.

"That 'smoke' was nice," Holt said. "That wasn't bad at all."

The Rams refer to the quick-hitting wide receiver screen play as a "smoke." Holt, the former Rams wide receiver great, did color commentary Friday as part of the Rams' television broadcast team.

He was in the locker room afterward, talking football with Austin. And Austin enjoys any time he can get with Holt, one of the stars of the Greatest Show on Turf team.

"He just comes to me, tells me a couple things I should work on," Austin said. "I definitely try to put it in my game and keep on going. He's one of the greats. Hearing it from him, him just seeing the fire in me, makes me want to go there and do it some more."

When it comes to electrifying plays, the Rams definitely would like to see Austin do it some more. The No. 8 overall pick in the 2013 draft has had several highlight moments in his first two seasons with the Rams. Just not enough.

Last year, his production as a receiver dropped from 40 catches, 418 yards, and four touchdowns as a rookie to 31 catches, 242 yards, and zero TDs.

Cignetti, who has replaced Brian Schottenheimer as Rams offensive coordinator, is trying to change all that.

"When you watch him out there, he's becoming an outstanding route runner, from his releases, top of the route ... getting tremendous separation," Cignetti said. "I'm very excited about Tavon."

Cignetti has had only a few media sessions since taking over as coordinator, but the Tavon topic always comes up.

"You know what? It's a point of emphasis to get everybody open," Cignetti said. "But Tavon, because he has a certain skill set, there are certain things you would like to do with him to put him in a position (to make plays)."

Austin admits his route running wasn't where it needed to be when he came into the NFL after dominating Big 12 defenses at West Virginia. But he believes he has come a long way in that area.

"I definitely feel like my route running's gotten so much better," Austin said. "That's the No. 1 thing. My mental game got stronger. It's not really about the physical thing, that's not really the problem with me.

"For me, it was being mentally challenged, and for the most part just being where you need to be when the quarterback's ready to deliver the ball."

When it came to Friday's big play, there was nothing too complicated. Without running downfield, the receiver turns, waits for the throw, and then tries to make people miss. In fairness to Austin, the blocking simply wasn't there on many similar plays he has run in the past. But it was on Friday.

"Kenny Britt made a great block that sprung it open," Austin said. "I had some big blockers down the field, made a couple moves, and from there I let my speed take over."



He added with a smile, "I hit the gas a little."

Austin says he has a good relationship with Cignetti. They talk about the playbook, and Austin gives him feedback on what he likes or doesn't like.

"And we go from there," Austin said.

Austin also seems to be hitting it off with Foles.

"Tremendous guy," Austin said. "Not even talking about on the field. Off the field, too. He comes and talks to us. He'll be chilling with the wide receivers. Just talking to us, seeing what we like, what we don't like.

"And we aren't always talking about football. We talk about random stuff. You know, basketball, anything. I really do like Nick Foles."



## ST. LOUIS RAMS FEATURE CLIPS

**TITLE:** BenFred: An appreciation of Benny Cunningham

**BYLINE:** By Ben Fredrickson, St. Louis Post-Dispatch

**DATE:** September 17, 2015

If you haven't heard, Tre Mason and Todd Gurley are almost ready. They're sprinting up and down the practice field. They look fast and healthy. This is great news for the St. Louis Rams.

But before we welcome the backfield of the future, let's give some credit to the guy who's back there now.

I vote to make today Benny Cunningham Appreciation Day.

I'll admit it. I'm a Benny Cunningham fan. But let me introduce you to a bigger one.

Rick Stockstill is preparing his Middle Tennessee Blue Raiders for Saturday's game against Charlotte. He's busy, but he can make time to talk about the former two-star running back who became the heart of his team, the undrafted free agent who didn't let a senior-year-spoiling knee injury derail an NFL dream now in its third season.

"I didn't see the game," Stockstill said Wednesday. "But I saw a lot of highlights."

He's referring to the Rams' 34-31 overtime win against Seattle last Sunday. Cunningham started at running back for the third time in his NFL career. He totaled 122 all-purpose yards, his second-highest output since he churned out 136 yards against Chicago in 2013.

The 5-foot-10, 217-pound fire hydrant averaged 2.8 yards per carry (45 yards on 16 touches) against a stout Seattle defense. He averaged 19.3 yards per catch (77 yards on four receptions). And if you thought Nick Foles took too many hits, imagine how bad it would have been if Cunningham wasn't the last man standing between the quarterback and the Seahawks.

"Benny did a nice job last week for us, filling in," Rams coach Jeff Fisher said. "He made a lot of plays in protection, passing-game and run-game. Against a good defense."

That runs circles around Isaiah Pead's performance. Pead, the only other fully healthy true running back on the depth chart, carried the ball twice. He gained four yards, lost one and lost a fumble.

It's clear Pead isn't who we once thought he was.

And it's clear Cunningham is better than we thought.

Well, most of us, anyway.

Stockstill called Rams director of operations Bruce Warwick -- the two used to work together at Clemson -- after Cunningham went undrafted in 2013. He encouraged Warwick and Fisher to take a shot on his former captain. Cunningham rushed for 600 yards and 11 touchdowns in his first five games as a senior, before a hit along the sideline cut his big season short. The kid is worth it, Stockstill told the Rams. He wasn't kidding.

"What Benny has done, it hasn't surprised me a bit," Stockstill said. "He's such a good person. He's such a great teammate. He's got a phenomenal work ethic, a great competitive spirit."

"To be able to stay in that league, that's day-to-day, game-to-game, week-to-week. Nothing is guaranteed. But I guarantee you, he comes to that office every day with his hard hat on, ready to go to work, ready to get better. And that's exactly what he did here."

"It makes you proud when you see him having success. Just because you know how hard he's worked, and the sacrifices he's made to get to that point. Being able to be on an NFL team is just about everybody's childhood dream. Being able to play, and being a big contributor to his team, that makes it that much more satisfying."

Cunningham is dense (as in compact), but he's not dense (as in dumb). He knows his role probably won't be this big all season. Like the rest of us, he's itching to see what Gurley can do as a pro.



"I'm a team player, so you know I definitely want those guys to be healthy and come out and contribute," Cunningham said. "The sooner, the better."

Cunningham, who is scheduled to become a restricted free agent after this season, should slide back into his previous duties as third-down back and special teams strength. He caught 45 passes last season and picked up 33 first downs. Unless Gurley takes the title, he's the best pass blocker and pass catcher out of the backfield. Oh, and his average on kick returns last season (27.5 yards per return) was fifth-best in the NFL.

"I just try to be versatile," he said. "I just go out to practice and try to help any way I can, whether it's offense, kickoff, kick return, punt, whatever it may be. Whatever they ask me to do, I just try to prepare myself so, on game day, when my number is called, I'm ready to step up."

Stockstill doesn't care if Cunningham is first, second or third team.

He's still going to use his former star as an example for current and future Blue Raiders.

"You're still one of 46 (active players)," Stockstill said. "Whatever 32 (number of NFL teams) times 46 is, that's pretty special."

Thanks, Coach. Anything else you would like to add?

"Just tell him I love him," Stockstill said.

Message delivered.

Happy Benny Cunningham Appreciation Day.



## ST. LOUIS RAMS FEATURE CLIPS

**TITLE:** Michael Brockers lets it go so he doesn't get lost on Rams' D-line

**BYLINE:** By Nick Wagoner, ESPN.com

**DATE:** September 17, 2015

EARTH CITY, Mo. -- As part of a defensive line tradition before every game, the St. Louis Rams have a conversation about which of them is going to step forward and set the tone for the day.

Those conversations often spawn a healthy competition among one of the league's most talented position groups, pushing each member forward in an on-going race to the ball. As the resident nose tackle on a line that boasts ends Robert Quinn and Chris Long and Aaron Donald, Michael Brockers knows that the nature of his job will often mean he's not going to win the race.

"We talk about who is going to eat today?" Brockers said. "There's probably no food left at the end of the day when you have Rob and Aaron and Chris. I'm just trying to get the little scraps I can, man."

Brockers feasted as much or more than his fellow linemates last week against Seattle. According to the coaches review of the film, he had 13 tackles, which is rare for someone playing Brockers' position. None of those were more important than the fourth-and-1 stop he and Donald combined for on Seattle back Marshawn Lynch to cement the team's overtime victory.

Before the play, Brockers lobbied defensive coordinator Gregg Williams to go back to a defensive scheme he used earlier in the game but Brockers didn't play as well as he'd hoped. That Brockers and the Rams knew what Seattle was going to do is actually not the most important part of the play.

"The last play of the game spoke for itself," Brockers said. "Early in the game I had a bad play on that same play. I wasn't in my gap or something happened where I messed it up. I told coach, 'You have got to trust me on the next one and next time you call that call I will be in the backfield and I will do my assignment,' and it showed up on the last play of the game. I told him to call it and he came back to it and I did my job."

That Brockers relentlessly pushed for Williams to go back to a play he didn't handle properly the first time represented an important step forward in Brockers' development. It's easy to forget that when the Rams drafted Brockers in the first round of the 2012 NFL draft, he was only 21 years old.

By his own admission, Brockers has struggled with forgetting about the bad plays and moving on to the next snap when something goes wrong. Developing a short memory was a point of emphasis for him during the offseason.

"I think I just let it go," Brockers said. "Usually I get in my own way. I'm very critical of myself so if I have a bad play, I'm stuck on that bad play for awhile. I just let it go and ran to the ball, tried to get as many tackles as possible."

Having the competition with his fellow defensive linemen doesn't hurt. Brockers is one game into his fourth NFL season and though the Rams have already picked up his fifth-year option for 2016, a big season would go a long way in solidifying his future with the franchise. For the record, both parties have expressed interest in keeping Brockers a Ram.

And though the nature of his position and the supernova that is Donald conspire to keep Brockers out of the spotlight, linebacker James Laurinaitis is quick to point out that Brockers is a valuable piece to making the defense work.

"(Donald) is special and I think people forget about (Brockers)," Laurinaitis said. "Mike has had a really good offseason overall. He came into OTAs with a phenomenal attitude, worked extremely hard this offseason, has taken practice seriously and you've seen his growth through camp. He's motivated. I think he's starting to understand that he can dominate guys when he wants to."

Make no mistake, Brockers wants to do just that and if he can feast like his fellow line mates, all the better.

"I still have time to grow, that's what's crazy," Brockers said. "It's funny to say but I'm just now starting to believe in my technique, in my pass rush, not being so hard on myself that I get in my own way. This year is a big year for me. I can feel it. Playing with all these guys makes it easy and I'm just now coming into my own."



## ST. LOUIS RAMS FEATURE CLIPS

**TITLE:** Barron flourishing in safety/linebacker hybrid role for Rams

**BYLINE:** By Jim Thomas, St. Louis Post-Dispatch

**DATE:** October 2, 2015

Mark Barron was a first-round draft pick in 2012 out of Alabama, and started 37 games in nearly 2½ seasons with Tampa Bay before last year's late October trade sent him to the Rams.

Barron has had to adjust to role-player status in St. Louis. The hard-hitting safety has participated in 33 percent of the Rams' defensive plays through three games this season, with 21 snaps apiece against Washington and Seattle, and 29 this past Sunday versus Pittsburgh.

But he has made his presence felt; just ask Steelers quarterback Ben Roethlisberger. A third-quarter sack by the 6-2, 213-pound Barron knocked Roethlisberger out of the game and is expected to sideline him for four to six weeks with a knee injury.

Because the contact was low, some wondered if it was a legal hit. But replays clearly show that Barron stumbled on a blitz near Pittsburgh's left edge and lost his balance on his approach.

Barron's momentum carried him to Roethlisberger, with his hand clipping Roethlisberger's left foot. The Pittsburgh quarterback's left knee buckled on contact as he was trying to escape by stepping up in the pocket.

"It's the appropriate way to make contact with the quarterback when you're going to the ground," Rams coach Jeff Fisher said. "That's what the league wants to see. They don't want to see helmet contact to the lower body, or shoulder contact to the lower body.

"When you're going by, the appropriate way is to use your arm and try to trip the quarterback up and that's what he did. That was something that was discussed years ago with the committee."

Fisher is on the NFL's competition committee, which discusses and at times proposes rules changes on player safety.

"People are gonna choose what they want to say about it, but it wasn't illegal," said Barron, who was not penalized on the play. "It just happened how it happened. I'm not really worried about it."

Although he felt bad that Roethlisberger was injured, Barron doesn't mind having the reputation of 'Look out for Barron: He's gonna hit you.'

"You always want to be seen as a guy that — you want to be feared," Barron said. "I never want to injure a guy to the point where they can't play the game. But I want to be felt when I play."

Barron has done that during his time in St. Louis, as a blitzer and a run defender. He had 23 tackles, three sacks, and one pass breakup in nine games here last season following the Oct. 28 trade deadline deal that sent Tampa Bay a 2015 fourth- and sixth-round pick. This season, he has 14 tackles and one sack.

The majority of his playing time has come near the line of scrimmage, where he basically lines up in the linebacker position in one of defensive coordinator Gregg Williams' many packages.

"Not only can he play the safety position, he can play the linebacker position," Williams said recently. "We call it a fancy term, but he basically plays like a linebacker because he has the size and the strength and the burst to do that, too.

"And then he does a lot of the things that a nickel (back) and a safety does. ... I'm challenged each and every week to make sure I give him enough reps."

Williams has been a defensive coordinator or head coach for six NFL teams, and at each of those stops he says he has had a similar package involving a safety/linebacker hybrid.

"But I've never had anybody with (Barron's) skill set," Williams said.

The closest might be the late Sean Taylor, whom Williams coached in Washington, although Taylor did some things better





in the back end.

“I’ve had guys that I’ve had to adapt that package to ... to fit them — because we still want to do that three- and four-safety package at times,” Williams said. “But with (Barron), it’s almost like playing with another linebacker in there. But he still does all the DB things you want him to do.”

After being a starter in Tampa Bay at the beginning of his NFL career, Barron has adjusted coming off the bench for the Rams. Sure, he’d like to play more — what player wouldn’t? — but he’s not the type to complain about it.

“I wouldn’t do that,” Barron said. “I don’t want to cause that type of distraction on the team. So when my number’s called, I just try to make sure I go out and be effective and have some kind of impact on the game.”

Barron likes playing up in the box and enjoys blitzing. “Any defensive player would like to blitz,” he said.

He was used in a similar fashion in 2013, his second season in the league, under then Buccaneers coach Greg Schiano. He did it a lot in college, too.

“When you’re down that close (to the line of scrimmage), you always have a chance to get to the ball,” Barron said. “So I most definitely like doing it.”

This Sunday in University of Phoenix Stadium, Arizona quarterback Carson Palmer probably wants to see very little of Barron. That last time the Rams visited Arizona, on Nov. 9, 2014, Barron blitzed a lot, and once too often for Palmer. His sack early in the fourth quarter resulted in a season-ending knee injury for Palmer.

However, that play was even more innocent than the one that sidelined Roethlisberger. Barron came in untouched on Palmer’s right. As Palmer tried to step up in the pocket to elude him, Barron grabbed Palmer’s jersey near the back of the right shoulder and Palmer’s knee buckled trying to escape.

“I don’t want to speak on that,” Barron said. “But that also happened.”



## ST. LOUIS RAMS FEATURE CLIPS

**TITLE:** Man Child: Aaron Donald started early to become the NFL's best D-tackle

**BYLINE:** By Elizabeth Merrill, ESPN

**DATE:** October 10, 2015

In 1991, a young father from Pittsburgh bought a set of weights from a retiring powerlifter. Archie Donald paid \$1,300 for the whole lot and spread it out on the floor of his basement. He instructed his little boys, Aaron and Archie, to sit on the steps and watch him lift. "I wanted them to be exceptional," Archie Donald said. "I wanted them to be alpha males." Aaron was so small at this time that he was wearing Pampers. But the toddler watched, mostly with a blank face, then messed around in the basement like little kids do.

Nine years passed, and Aaron Donald looked less than exceptional. He was chubby, kept to himself and was not particularly diligent about his chores, which consisted of sweeping the steps and taking out the garbage. One day, his dad came home and noticed his youngest son was out riding his bike while his chores remained unfinished. Archie was about to scold him, but then Aaron winced in fear.

The elder Donald never wanted his kids to be afraid of him, so he decided on a different approach. Come Monday, he told him, Aaron was going to start lifting weights with him in the basement, before school, at 4:30 in the morning. If Aaron saw some results in his work, Archie figured, maybe he'd keep going. A little bit of time passed, and Archie started hearing a knock on his door at 4 in the morning. It was Aaron waking him up.

"I went from pushing him to him pushing me," Archie said.

"You see how the tides roll?"

The NFL's Steph Curry

He is a baby-faced He-Man now, stronger than a father could dream, and in just his second season in St. Louis, Aaron Donald has evolved into, arguably, the NFL's most dominating defensive lineman not named J.J. Watt, though some already have him on par with Watt. Donald's speed is scaring the bejesus out of opposing offensive coordinators, but the more frightening notion is being an offensive lineman and winding up on one of those Donald "Did you see that?" videos on YouTube. His head coach, Jeff Fisher, thinks so highly of him that he is comparing him to Reggie White.

Donald plays a position that is often overlooked on a play-to-play basis, but new forms of analysis help. Pro Football Focus, for instance, a site that grades NFL players on every play, sees a superstar. According to its analysis, Donald isn't just the highest-graded defensive lineman in the league for the first four weeks of the season, outperforming Watt. He's grading higher than any defensive tackle in the past eight years.

Pro Football Focus isn't alone.

"I don't know analytics like that," Rams' defensive end Chris Long said, "I just think if you turn on tape, that's possible. J.J.'s a once-in-a-lifetime player, and we look at J.J. on film and we're always like, 'Man, that guy is unbelievable.' But I'm sure other people look at Aaron and say the same thing. It's just that Aaron hasn't been doing it as long.

"Could he be a J.J.-type guy? It's too early to tell, but for [four] games, hell yeah, he can be that good. He's been that good."

Donald is doing all these things despite being barely 6-foot-1 and 285 pounds, which is considered a runt in defensive tackle circles. When he was drafted as the 13th overall pick last year by the Rams, his teammates started calling him Ted, after the bear from the Mark Wahlberg movie, because Donald has a sweet face and looks cuddly. Donald, obviously, loathed this nickname.

He is sort of the NFL's version of Steph Curry, underwhelming in street clothes and even his No. 99 uniform, which does nothing to make him look bigger. But then four quarters pass, and his opponents are gassed and sore and ask themselves, "I just got beat by that guy?"

Perhaps it's his size, or the Rams' market, that have caused Donald to be a relative unknown despite being named the 2014 defensive rookie of the year. He doesn't talk much and doesn't jump into your living room every night with Gatorade and cellphone commercials, a la Watt.



"I don't think he does anything," Rams offensive tackle Rodger Saffold said of Donald. "He literally is at work or home. I've never seen him outside of the football facility."

A quick sampling of Donald's work, for those who have missed it:

In the 2014 season finale against Seattle, Donald lifted Seahawks guard James Carpenter off the ground and tossed him. Carpenter weighs 320 pounds.

During his college days with the University of Pittsburgh, in a game against Duke, Donald was bearing down on a read-option play as the quarterback was handing off to his running back. Donald couldn't figure out who had the ball, so he tackled both of them at the same time.

He ran the 40-yard dash in 4.68 seconds at the combine, which was the fastest official time for a defensive tackle since 2000. As Fisher and general manager Les Snead watched him zoom around in agility drills, they joked about playing him at cornerback.

He won the Lombardi, Outland, Bronko Nagurski and Bednarik trophies, the first man to sweep the awards since Ndamukong Suh, and when he was finished with the banquet tour, Donald arrived back at school around midnight. He was lifting weights the next morning at 8.

So Donald likes to pump iron, but so do hundreds of others in the NFL. He doesn't necessarily subscribe to the "chip on my shoulder" tale, even though he received just four scholarships coming out of high school, and three of them were from Akron, Toledo and Rutgers. So how does a smallish 24-year-old become one of the NFL's most disruptive forces?

"I think with any great player, some of it is if we knew, everybody would copy it," Long said. "If we understood, I think everybody would try to be a Donald."

Making believers

They didn't need any other reasons to fall in love with Donald -- How can you not be smitten with a guy who had 28½ tackles for loss his senior season, five more than anyone else in the nation? -- but one thing that he said really stuck with Snead.

Snead was sitting with Donald during an interview and asked how he'd overcome his limitations. Donald didn't even blink and said, "I don't think they're limitations at all."

Being a little lighter, Donald figured, made him quicker than most offensive linemen. And being shorter gave him leverage on the bigger guys.

"I've got leverage on a guy that's 6-6, and I'm strong enough to push 600-plus pounds off on a double-team," Donald said. "So just having that leverage on the ball makes it harder for these guys trying to bend down and block a guy that's 6-1. I think it's an advantage, if anything."

And the no recruitment thing? That was fine with Donald, too. He always wanted to go to Pitt anyway, all the way back to when he was a little boy. Donald won so many trophies that Pitt had to build a special case for him. He probably wouldn't have gotten that if he'd gone to Penn State or some SEC school.

The player Donald is most compared to is John Randle, who made it to the Hall of Fame via Texas A&M-Kingsville. Randle had nearly the exact dimensions as Donald, and both men possess what Rams defensive line coach Mike Waufle calls "extreme suddenness," the ability to beat blockers in a camera flash.

As it turns out, Donald was indeed gifted. His arms are the equivalent length to that of a player who is 6-3 or 6-4. He is so fast that when Waufle and defensive end William Hayes popped in game film of Donald before the draft, they thought they were looking at a highlight reel.

"When he arrived here, he sat behind me in the meeting room," Waufle said, "and I told him, 'I'm going to say a lot of things in this room; I'm going to teach a lot of different techniques. I don't want you to listen to one word that I say. I want you to continue to play just like you did at Pitt.'"



"I've never done that with a rookie, but I trusted him. He was already such a programmed, instinctive football player. Why screw him up?"

His instincts come in part from watching an enormous amount of film. Hayes estimates Donald watches at least twice as much as is required. At the end of training camp last year, Long came in to watch some tape when no one was around, but Donald was already there, "hogging the computer," Long said. After a loss to the Steelers last month, Donald's family was in town, but the first thing he did that night was go to the projector and watch film with his brother Archie.

And almost immediately, Donald commanded the respect of the veterans. It helped that he didn't talk much. Veterans like that. But what made him even more popular was the thought that he could help the Rams win. Donald had nine sacks, two forced fumbles and 47 tackles in 2014, and he was one of just three rookies to be named to the Pro Bowl.

"He showed a lot of maturity," said La'Roi Glover, a six-time Pro Bowl defensive tackle who's now the team's director of player engagement. "Oftentimes you get guys still trying to figure the game and themselves out. He was one of those guys we really didn't have to worry too much about. Typically, we start meetings at 7:30 or 8. He's always here at 6:30 or 7."

#### Working on a legacy

Donald's older brother Archie has an unscientific thought on the secret to Aaron's success. When they were kids, they used to watch the commercials that said milk would make them big and strong. So their mom, Anita Goggins, was constantly going to the store because the boys collectively chugged at least six gallons of it a week. They used to joke then that it would be cool if they could someday do one of those "Got Milk?" endorsements.

Aaron wants to do some commercials but hasn't been approached by anyone on a national level yet. His teammates laugh at the prospect of Donald, the man of few words, trying to be funny as he pitches Old Spice or car insurance.

Donald does have a restaurant/bar of his own that opened in the offseason. It's located on the Pitt campus and is called AD's Pittsburgh Café. Aaron runs it with his brother Archie. Chris Long was one of his first customers -- he stopped by after a rough night at a Kenny Chesney concert and ordered the chicken salad. During the offseason, Aaron is at the restaurant every day.

The younger Archie grew into a standout football player himself, starring at Toledo, getting a shot with the Cleveland Browns but injuring his shoulder during training camp. Both boys idolized their dad. On Saturdays, they'd dress up in little uniforms and help him with his commercial-cleaning business. "Be the best you can," their dad would tell them. It sounded cheesy, but it drove them.

Aaron kept lifting weights and liked how it made him feel. Like he was good at something.

The elder Archie says that even when Donald was a kid, coaches would stick double- and triple-teams on him, and nobody could stop him. This past Sunday, the Rams went to undefeated Arizona, which sent its own double-teams Donald's way. It wasn't a remarkable game by Donald's standards, but the Cardinals' attention to Donald helped free up his teammates. St. Louis surrendered just one touchdown and upset the Cardinals 24-22. It was easily Arizona's worst offensive performance of the season.

In the locker room afterward, Donald quietly put on his camouflage pants and a black hoodie and slipped out of the building. He'd conversed with his dad a few hours before that, shortly before kickoff. Archie said Aaron thanked him for making him get up at 4 and lift weights in a room they affectionately call "The Dungeon."

"You are what you are because you did it," Archie replied. "You took it from there."

Donald's dad said he has a grandson he's training now in his basement. The kid is little, but Archie promises in a few years, you'll know who he is.

"We're working on a legacy there," he said. "It was the best \$1,300 I've invested in my whole life."



## ST. LOUIS RAMS FEATURE CLIPS

**TITLE:** Rams' Davis, Marquez feast under 'Bones'

**BYLINE:** By Joe Lyons, St. Louis Post-Dispatch

**DATE:** October 16, 2015

Rams special teams coordinator John Fassel, whose nickname is "Bones," likes to keep his players motivated. And competitive.

"Coach 'Bones' likes to keep us on our toes, so he's always coming up with ways to make things exciting," safety and special teams standout Cody Davis said following a recent practice. "He likes to find ways to keep us engaged and to help create that competitive edge on the practice field and in games."

That would explain the championship belt hanging in Davis' locker these days. Coming off one of his better games as a Ram, Davis currently leads the 500-point club, one of Fassel's motivational tools.

In the Rams' 24-10 loss last Sunday to the Packers in Green Bay, Davis, a third-year pro, put a big hit on punt returner Micah Hyde, drew a penalty that wiped out a Packers field goal and caught his first pass since high school.

"It's hard to say," Davis said when asked if it was his best day in the NFL. "I've done pretty well the last couple of weeks, but I also feel like I left some plays on the field. So there's always room for improvement."

Down down 21-10 and facing a fourth-and-2 situation from their own 42, the Rams ran a fake punt that resulted in a 20-yard pass from Johnny Hekker to Davis.

"It didn't go exactly how we drew it up, but it turned into a scramble drill and Johnny made a great throw," Davis said.

A four-year starter at Texas Tech, Davis signed as a rookie free agent in 2013 and has embraced his role as a special teams leader. A year ago, he finished among the team leaders with 10 special-teams tackles.

"I didn't play much special teams in college, but I knew that would be a key to me getting a chance in the NFL," the 26-year-old said. "It's an adjustment, getting into the flow of the game. You're on the field for the longest plays of the game, but there can be a long time between plays. You have to figure out a way to stay warm and to stay ready."

Another Texas Tech product, rookie receiver Bradley Marquez, has also been highly productive on special teams to start the season. He leads the squad in special-teams tackles.

"The coaches have put me in position to be successful, I've made some plays and I've really enjoyed myself," said Marquez, who said it's no coincidence that two Red Raiders are near the top of the unit's production. "Cody's been a great mentor. We played together a couple of years in college and he's helped me a great deal. A lot of the older guys have.

"This is a team that takes special teams very seriously and I want to do my part in upholding that. It's something we all take a great deal of pride in."

Like Davis, Marquez hadn't played a lot of special teams upon arriving in the NFL.

"As your college career progresses, you tend to play less on special teams," said Marquez, 22, who spent two summers as an outfielder in the New York Mets' organization before deciding to focus on football. "But at least I had some experience, so it was just a matter of catching up."

And Marquez has caught on quickly.

"Each year, 'Bones' seems to find at least one new guy that has that drive and that desire, and (Marquez) seems to be the one this year," long snapper Jake McQuaide said early in the season. "From day one, he's busted his butt to buy into what we're doing and every day, he's a guy who's making plays."

It was Marquez who recovered Seattle's onside kick to start overtime in the Rams' 34-31 season-opening win.

"I'm enjoying all the different responsibilities that go along with playing special teams," he said. "I'm grateful for the opportunity I've been given and I'm trying to make the most of it."



## ST. LOUIS RAMS FEATURE CLIPS

**TITLE:** Jeff Fisher calls Todd Gurley best back he's coached at early stage of career

**BYLINE:** By Nick Wagoner, ESPN.com

**DATE:** October 26, 2015

EARTH CITY, Mo. -- St. Louis Rams coach Jeff Fisher had some flashbacks to his Tennessee days during Sunday's 24-6 win against the Cleveland Browns.

As Fisher watched rookie running back Todd Gurley carve up the Browns to the tune of 128 yards and two touchdowns on 19 carries, Rams fans at the Edward Jones Dome showered Gurley with chants of "Gur-ley! Gur-ley!" It was a familiar sound to Fisher from his days coaching Titans running back Eddie George and made Fisher reminisce about a former Rams running back who used to hear similar support.

"A little bit, yeah," Fisher said. "I would've liked to have been around to listen to the 'Eric!' chant as well, the Eric Dickerson chant. It's good. The fans were great today. They helped today with respect to their false starts and the penalties and things like that. I'm sure they enjoyed watching Todd run."

Fisher might as well have included himself in the Gurley Appreciation Fan Club. After Gurley's latest 100-plus yard outburst -- which brought his three-game total to 433 rushing yards, fourth-most of any back in his first three starts since the 1970 merger -- Fisher was asked if he has ever coached a running back who was so good, so soon.

"No, and I've been around some really good ones," Fisher said. "Chris Johnson was outstanding early. Eddie George was outstanding early. I don't recall them having the numbers that they had after three full games like Todd has."

Since we're on the topic, let's take a quick look and throw Dickerson in, since Fisher mentioned him as well:

In his first three full games as the starter, Gurley has 433 rushing yards, two touchdowns and averaged 6.4 yards per carry.

While certainly impressive in his own right, Johnson had 327 rushing yards, one touchdown and averaged 5.5 yards per carry in his first three full games in 2008.

George had 267 rushing yards, one touchdown and averaged 4.9 yards per carry in his first three starts in 1996.

Dickerson had 254 rushing yards, four touchdowns and averaged 3.7 yards per carry in his first three games in 1983.

Of course, out of that quartet, only Gurley was coming off a torn left ACL when he did it. And while Gurley is still working his way back to full strength, Sunday's win against Cleveland was his first game without a brace protecting the knee.

After the game, Gurley said he noticed the difference between playing with the brace and without it.

"It definitely felt a lot better," Gurley said. "Usually I'll be on the side just messing with the straps and stuff like that, so it definitely felt a lot better today."

That Gurley is only scratching the surface of what he can do is an ominous sign for defensive coordinators around the NFL.





"[He's] just an animal," quarterback Nick Foles said. "The guy's an extremely talented hard worker. His vision, when he runs -- like I've said before, just watching him run, he's special. There's not many people that can run like that, that have ever played this game. So, he's a young guy that keeps working hard. So, the sky is the limit to what he can do throughout his career."



## ST. LOUIS RAMS FEATURE CLIPS

**TITLE:** Rookie Todd Gurley shows St. Louis Rams he was worthy of No. 10 pick

**BYLINE:** By Sam Farmer, Los Angeles Times

**DATE:** October 29, 2015

Les Snead naturally felt badly for Todd Gurley after the Georgia running back suffered a season-ending knee injury last fall.

But Snead, general manager of the St. Louis Rams, also was tormented by the thought that Gurley would wind up with an NFC West rival. At the time, it seemed unlikely that the Rams would take him with the No. 10 pick.

When Gurley postponed medical evaluations at the scouting combine in February, Snead thought: He's going to slide to the bottom of the first round and be drafted 31st by the Seattle Seahawks.

The outlook started looking better for Gurley, prompting Snead to wonder: Will the Arizona Cardinals take him at 24?

Time passed, and Gurley continued to heal. Snead thought: Uh oh, the San Francisco 49ers are going to take him at 17.

The Rams, meanwhile, sat mum. Most experts had them taking an offensive lineman.

"You knew there were a few teams wanting running backs," said Snead, easing back into his office chair at Rams headquarters this week. "What I didn't want to occur at all was somebody getting any hint that we were going to take him, with the whole selfish motive of, 'Hey, the Rams are going to take him at 10. Let's jump to nine or eight and get him first.'"

Snead's concern: He didn't want the Rams trying to tackle Gurley for the next decade.

Gurley chuckled this week when he heard the back story.

"That's pretty cool, man," he said, standing in a hallway outside the locker room at team headquarters. "I definitely was excited when they took me at No. 10. I was kind of shocked. They really kept it quiet. I know when they do those visits to do background checks back home, one of my high school coaches was like, 'Yeah, the Rams came by,' and I'm like, 'They're not going to take me.' But they did. It was crazy."

The Rams got their hands on Gurley, and now everyone else in the NFL is trying to do the same. He has been an indisputable phenom so far. After sitting out the exhibition season and the first two regular-season games as he continued to rehabilitate his knee, Gurley knocked off the rust with six carries against the Pittsburgh Steelers and in the last three games ran for 146, 159 and 128 yards.

The soft-spoken kid, who has struck a friendship with Rams Hall of Fame running back Eric Dickerson, is the first NFL rookie since 2005 to rush for at least 125 yards in each of his first three starts, matching the feat of former Tampa Bay Buccaneers back Cadillac Williams.

The St. Louis fans were so loud in chanting Gurley's name during last Sunday's game against the Cleveland Browns that Rams Coach Jeff Fisher had to flap his arms to hush them so his offense could hear the quarterback.

"I would've liked to have been around to listen to the 'Eric' chant as well, the Eric Dickerson chant," Fisher said afterward.



Matter of fact, the first person Gurley heard from after the game was Dickerson, who called a Rams executive and had him hand the phone to the rookie sensation in the locker room.

“I like his acceleration, I like his first step, and when I saw him in college I said, ‘This kid can play,’” said Dickerson, who as a member of the Los Angeles Rams set still-standing NFL records for rushing yards by a rookie with 1,808 in 1983 and for a single season with 2,105 in 1984.

“He’s big, he’s fast, and he doesn’t hesitate,” Dickerson said of the 6-foot-1, 227-pound Gurley. “Guys who dance around, those aren’t the guys who make it. The guys who make the quick decision and just hit it, those are the guys who do it. And he’s that kind of guy. When he sees a hole, he don’t mess around.”

Dickerson and Gurley met when the Rams trained with the Dallas Cowboys last summer in Oxnard, where Fisher paid homage to the 55-year-old NFL icon — who still looks like he could play — by putting him in the huddle for a play during a non-contact walk-through drill. Just before doing so, Fisher informed his offensive linemen that they were going to have the honor of blocking for the great Eric Dickerson — perhaps a hint of things to come when Gurley got well.

“Even when I played I knew that one day my day would come when this would all be over,” Dickerson said. “For Jeff to let me run that last play in practice — that’s all I did because it’s all I can do any more — that was a thrill for me. I wrote him a note on a picture and said, ‘Thanks for letting me carry the rock one last time.’”

Gurley was watching at the time, just as Dickerson is watching him now. While acknowledging the long-time contribution of running back Steven Jackson, who wore No. 39, the Rams point out that Hall of Famer Marshall Faulk wore No. 28, Dickerson No. 29 and Gurley No. 30. A natural progression.

Gurley leads the NFL with 213 yards in the fourth quarter and is the only player with three runs of at least 45 yards, one in each of the last three games. Last Sunday, Gurley gained an astounding 97 yards after contact. He runs through arm tackles as if they’re turnstiles.

“If you just watch his highlights, I don’t know if you truly appreciate the tough yards that he gets as well,” Rams linebacker James Laurinaitis said. “Being able to see him in person, the thing that stood out to me when he first got here is just how explosive he is. His patience, his vision, and just how he knows when to take off.”

The patience is what’s especially impressive to Snead, who has a laptop on his desk that’s connected to a large video screen in the corner of his office. He can pull up any play from any game or practice with a few clicks, then dissect it in frame-by-frame detail.

Although Dickerson talked about how Gurley doesn’t dance and just hits a hole, Snead is able to show how the young back patiently waits for a crease to develop — as opposed to simply trying to run over defenders — before making his move. It all happens in an instant, almost too quick for a cognitive process.

Gurley had to exercise the same patience during his healing process. The Rams considered unveiling him for their Week 2 game against the Washington Redskins, but Gurley told Fisher toward the end of the week that he wasn’t quite ready to go. That wasn’t easy for a rookie champing at the bit to prove himself.

The pivotal play, the one Gurley needed to experience, came in practice the next week. Snead dialed it up on his laptop for review. The Rams were in shorts but with shoulder pads and helmets. The backup center was in, and he was knocked back about four yards by a defensive tackle, causing him to collide with Gurley coming out of the backfield. It was a huge body launched squarely into Gurley’s surgically repaired knee.



The footage is silent, but you can almost hear the Rams gasp as Gurley's legs are swept from under him and he is upended.

In a blink, the rookie popped to his feet and ran 25 yards downfield.

"Coach," he said as he returned to the huddle, "I'm ready to go."



## ST. LOUIS RAMS FEATURE CLIPS

**TITLE:** Mark Barron feels at home at linebacker, just don't call him one

**BYLINE:** By Nick Wagoner, ESPN.com

**DATE:** October 31, 2015

EARTH CITY, Mo. -- On the St. Louis Rams' "unofficial" depth chart, they recently did some tweaking to move safety Mark Barron to the starting spot at left outside linebacker vacated by the injured Alec Ogletree.

It wasn't just some symbolic move done because of the opening, they actually went all out and moved Barron into that spot after he'd spent nearly a full year with the team as a sort of hybrid safety/linebacker/luxury item for defensive coordinator Gregg Williams. No, Barron is even spending his practices working with the linebackers in individual drills.

And if there was any remaining doubt about his spot, one need only to turn on the tape of Barron's performance in Week 7 against the Cleveland Browns. No longer was he a sub-package player: Barron was on the field for all 65 defensive snaps at linebacker.

Mark Barron's impact as a hybrid safety/linebacker has been significant for the Rams defense. AP Photo/Billy Hurst

Barron wasn't just there, either, he was consistently making a difference.

"The defensive staff had him credited with 19 tackles, two caused fumbles and two tackles for loss," coach Jeff Fisher said. "He's filled in nicely. I think Gregg and his staff have done a good job. We miss Alec, but we've adjusted with Mark. We've adjusted with Akeem [Ayers]. We're getting good pressure. Mark's just going to continue to get better."

Barron already has improved quite a bit since he arrived in St. Louis via trade about a year ago. After a disappointing couple of seasons playing safety in Tampa Bay, the Rams traded fourth- and sixth-round draft choices to the Bucs with a specific plan in mind to start using him more in the hybrid role.

By the end of the season, Barron had started to gain traction as the new job allowed him to do what he does best: play near the line of scrimmage, run and hit. Now that he's playing linebacker on a more regular basis, he's doing all the things that allowed him to become a top-10 pick out of Alabama.

"I'm just playing football," Barron said. "That's easy to me. I just line up and I know my responsibility. And as long as I know my responsibility, I can do that. It's not a hard adjustment. It's just football."

Barron isn't the only safety-turned-linebacker enjoying success in that hybrid role. As Fisher is quick to point out, Arizona is using Deone Bucannon in a similar fashion and he, too, is playing well.

Both Barron and Bucannon would be considered undersized for linebackers, which is why Barron's productivity over the course of a full game comes as a bit of a surprise. The Rams list him at 6-feet-2, 213 pounds, which by way of example is about 20 pounds less than Ogletree.

But Fisher has no concerns about Barron's ability to hold up near the line of scrimmage throughout games.

"He's not always in there," Fisher said. "We move him around. We're blitzing him and he's playing coverage and things like that. But often times when he's behind the ball, yes he holds up. He understands his run responsibilities and his gap fits."



For his part, Barron says he's felt comfortable playing at linebacker for awhile.

"I'm just playing football," Barron said. "I've been playing football for a long time so you can line me up in a lot of places and I can be a good football player for you."

Despite Barron's insistence, the tape shows a guy who has a much better grasp on the position and the defense, and who is now able to read and react without thinking much.

"I would refer to it as 'football instincts,'" Fisher said. "They're special."

Asked whether we can now call him what the Rams' depth chart calls him and avoid the safety or hybrid tags, Barron declines.

"No, nope, nope," Barron said, shaking his head.

So what can we call him?

"Call me, I don't know what to call me ... how about 'football player'?" Barron said.

So long as Barron keeps producing, I'm sure the Rams will let him choose whatever title he wants.





# 31 MAURICE ALEXANDER

Position: Safety  
 Ht./Wt.: 6-1/220  
 Birth Date: 2/16/91  
 College: Utah State  
 Hometown: St. Louis, Mo.  
 Experience: 2nd year (2nd Rams)  
 Acquired: D4-2014 (110th)

Career GP/GS (Playoffs): 14/0 (0/0)



**TRANSACTIONS:** Selected by the Rams in the fourth round (110th overall) of the 2014 NFL Draft (5/10/14).

**2015 SEASON: Week 8 vs. San Francisco (11/1):** Saw action on defense and special teams...tallied three tackles (two solo)...  
**Week 7 vs. Cleveland (10/25):** Saw action on defense and special teams...**Week 5 at Green Bay (10/11):** Declared inactive...**Week 4 at Arizona (10/4):** Declared inactive...**Week 3 vs. Pittsburgh (9/27):** Saw action on special teams...**Week 2 at Washington (9/20):** Saw action on special teams...made one tackle...**Week 1 vs. Seattle (9/13):** Saw action on special teams.

**2014 SEASON:** Appeared in nine games and registered seven special teams tackles...**at Tampa Bay (9/14):** Made his NFL debut...saw action on special teams.

**COLLEGE:** Received All-Mountain West Conference honorable mention following 2013 season...started 21-of-25 games at strong safety for Utah State, finishing with 125 tackles (67 solo), including 6.5 sacks for minus 43 yards and 16 stops for losses of 73 yards...had one interception, seven pass deflections, two forced fumbles and a fumble recovery...started 13 13 games at strong safety during the 2013 season, recorded 80 tackles (40 solo) with 3.5 sacks for minus 27 yards and nine stops for losses of 47 yards...recovered one fumble and caused another...had one interception to go with six pass deflections... was not a member of Utah State's football program in 2012...2011 was his first season at Utah State, started eight games and played in 12, recorded 45 tackles (27 solo), 3.0 sacks for minus 16 yards and seven stops for losses totaling 26 yards...also had two quarterback hurries and one pass break-up...was a two-time first-team all-Western States Football League and first-team all-Region I selection at Arizona Western College...helped the Matadors to back-to-back league championships, including a 10-2 record in 2010, the first back-to-back bowl appearances for Arizona Western since 1980-81...led the WSFL and ranked 19th in National Junior College Athletic Association (NJCAA) with 98 tackles, including 19.0 for loss with 8.0 sacks, four pass break-ups, one interception and one forced fumble...the 19.0 tackles for loss was second in the NJCAA, while the 116 yards loss ranked first...finished two-year career with 179 tackles, 15.0 sacks and four interceptions.


**PERSONAL:** A two-year all-state Missouri Class 5A, two-time all-conference and two-year all-metro honoree at Eureka (Mo.) High School, helping the Wildcats to a pair of district championships, advancing to the state semi-finals twice...posted 134 tackles with 18.0 sacks his senior season...was also an all-state performer in wrestling and track, finishing third at the state wrestling championships..graduated from Utah State in the fall of 2013 with an interdisciplinary studies degree emphasizing in sociology and physical education...participated in numerous community events, including the St. Louis Rams Training Academy Youth Football Camp and United Way Kickoff for Charity Luncheon...son of Maurice Alexander and Lynette McAlpine...resides in St. Louis, Missouri.

## MAURICE ALEXANDER NFL STATISTICS

REGULAR SEASON																
Year	Team	G/S	Tackles					Interceptions					Fumbles			
			Total	Solo	Asst	Sk	Yds	Int	Yds	Lg	TD	PD	FF	FR	Yds	
2014	RAMS	9/0	0	0	0	0.0	0.0	0	0	0	0	0	0	0	0	0
2015	RAMS	5/0	3	2	1	0.0	0.0	0	0	0	0	0	0	0	0	
Total		14/0	3	2	1	0.0	0.0	0	0	0	0	0	0	0	0	


**ADDITIONAL CAREER STATISTICS:** Special Teams Tackles: 2015 (1), 2014 (7).





# 11 | TAVON AUSTIN

Position:	Wide Receiver
Ht./Wt.:	5-8/176
Birth Date:	3/15/91
College:	West Virginia
Hometown:	Baltimore, Md.
Experience:	3rd year (3rd Rams)
Acquired:	D1-2013 (8th)
Career GP/GS (Playoffs):	35/18 (0/0)



**TRANSACTIONS:** Selected No. 8 overall in the 2013 NFL Draft by the St. Louis Rams (4/25/13).

**PRO:** Has played in 35 games with 18 starts for the Rams...has been awarded NFC Special Teams Player of the Week honors three times...at Washington (12/7/14) for his 143 punt return yards, including a 78-yard punt return touchdown...at Indianapolis (11/10/13) when he notched a 98-yard punt return for a touchdown...his 145 punt return yards were the second-most in a single game in franchise history...became the first player in NFL history with a 95-plus yard punt-return touchdown and two 55-plus yard receiving touchdowns in the same game...vs. Seattle (9/13/15) for his 75-yard punt returned for a score...the Rams executed a trade with the Buffalo Bills in which the team gave up their 16th, 46th, 78th and 222nd picks to get Austin at No. 8...he became the ninth wide receiver drafted by the Rams in the first round and the first taken in the opening round since Torry Holt was selected No. 6 overall in the 1999 NFL Draft.

**2015 SEASON: Week 8 vs. San Francisco (11/1):** Started at wide receiver...tallied a 2-yard touchdown rush and added 66-yard touchdown reception...leads the team in touchdowns (7) this season, and points scored (42)...led the team in receptions (4) and receiving yards (98)...**Week 7 vs. Cleveland (10/25):** Started at wide receiver...led the team in receiving yards with 43 on four receptions...also had one rush for 21 yards...**Week 5 at Green Bay (10/11):** Started at wide receiver...scored on a 5-yard pass from QB Nick Foles...marked his fifth touchdown of the season, seventh career receiving touchdown and 14th total touchdown...

**Week 4 at Arizona (10/4):** Started at wide receiver...led the team in receptions (six) and receiving yards (98), his second-highest receiving yardage total of his career...hailed in two receiving touchdowns from QB Nick Foles, marked the third game of his career that he had two receiving touchdowns...also added two rushes for 20 yards...**Week 3 vs. Pittsburgh (9/27):** Started at wide receiver...caught five passes for 38 yards...also had three punt returns for 32 yards, a 10.7-yard average...**Week 2 at Washington (9/20):** Started at wide receiver...caught one pass for six yards...led the team in rushing yards with 40 on four carries...**Week 1 vs. Seattle (9/13):** Rushed 11 yards into the endzone for the Rams' first touchdown of the season...also notched a 75-yard punt return to increase his career touchdown total to 11 (four receiving, four rushing, and three punt returns)...became the fifth player in the past 20 years to score a touchdown on a punt return and a rush in the same game...he is the first player in NFL history with a 75-plus yard punt-return touchdown in each of his first three seasons.

**2014 SEASON:** Caught 31 passes for 242 yards, carried the ball 36 times for 224 yards and two touchdowns, also returned 35 punts for 391 yards and one touchdown for a net total of 877 yards and three total touchdowns in 2014...**at San Diego (11/23):** Started at wide receiver...also saw action at running back and punt returner...ran the ball three times for 27 yards and one touchdown...notched three receptions for 11 yards...returned two punts for 44 yards...**at Washington (12/7):** Started at wide receiver, also saw action at punt returner...finished the day with 203 combined net yards (receiving yards-14, rushing yards-46, return yards-143) including a 78-yard punt return for a touchdown...marked the second punt returned for a touchdown of his career...earned NFC Special Teams Player of the Week honors...**vs. New York Giants (12/21):** Saw action at wide receiver and punt returner...hailed in one pass for 15 yards...finished the day with 25 yards on three carries...returned three punts for 61 yards including a long of 41 yards...

Austin earned NFC Special Teams Player of the Week honors vs. Seattle (9/13/15)



Austin earned NFC Special Teams Player of the Week honors at Washington (12/7/14)



**2013 SEASON:** Finished the season with 40 catches in 13 games and six total touchdowns (four receiving, one rushing and one via punt return)...became the first player in NFL history with a 95-yard punt return for touchdown, 80-yard touchdown reception and 65-yard rushing score in the same season...his 98-yard punt return at Indianapolis is tied for the third longest punt return of all-time in the NFL...marks the second longest punt return in franchise history, behind Robert Bailey's 103-yard return at New Orleans (10/23/94)...named NFC Special Teams Player of the month for November...**at Atlanta (9/15):** Earned his first NFL start...registered his first NFL touchdown on a 6-yard pass from QB Sam Bradford, and added a second touchdown reception on a 10-yard grab...finished the game with six receptions for 47 yards...**at Indianapolis (11/10):** Notched a 98-yard punt return for a touchdown...his 145 punt return yards were the second-most in a single game in franchise history...recorded a second score on a 57-yard reception from QB Kellen Clemens...tallied his third score of the day on a career-long 81-yard touchdown reception from Clemens...finished the game with 314 all-purpose yards (145 punt return, 138 receiving, 27 kickoff return and four yards rushing), the second-best single-game performance in team history...first player in NFL history with a 95-plus yard punt-return touchdown and two 55-plus yard receiving touchdowns in the same game...joined Pro Football Hall of Famer Gale Sayers (December 12, 1965) and Randy Moss (November 26, 1998) as

Austin earned NFC Special Teams Player of the Week honors at Indianapolis (11/10/13)



the only players age 22 or younger with three 50-plus yard touchdowns in the same game...finished the game with 142 scrimmage yards (138 receiving, four rushing) and 145 punt-return yards, joined by Steve Smith as the only players in NFL history with at least 140 scrimmage yards and 140 punt-return yards in the same game...earned NFC Special Teams Player of the Week and NFL Rookie of the Week honors...**vs. Chicago (11/24):** Rushed 65 yards for a touchdown, the first rushing touchdown of his career...marks the Rams' longest rush since Marshall Faulk had a 70-yard rush (12/23/01)...the third player since 1940 with four 50-plus yard touchdowns in consecutive games, the other two are Jim Brown (Cle) and Gale Sayers (Chi)...marked his fourth consecutive touchdown of 57 yards or more.

Austin is the Rams' first wide receiver chosen in the first round since Torry Holt was drafted No. 6 in the 1999 NFL



**COLLEGE:** As a senior, named Big 12 Conference co-Special Teams Player of the Year...was the recipient of the Paul Hornung Award, given to the most versatile player in the nation...named a semi-finalist for the Biletnikoff Award (nation's top receiver)...received All-American first-team honors from The NFL Draft Report, American Football Coaches Association and CBS Sports as an all-purpose back, adding second-team honors from CBS Sports and the Walter Camp Foundation as a receiver...added All-Big 12 Conference first-team recognition as a kick returner and all-purpose back from the league's coaches and ESPN, while garnering second-team accolades as a receiver from the Associated Press...became the first Mountaineer to score a touchdown four different ways in one season (catch, rush, kick and punt return)...joined fellow wide-out Stedman Bailey in setting the school season-record with 114 receptions, ranking third nationally with an average of 8.77 grabs per game...led the nation with an average of 223.85 all-purpose yards per game, setting school and Big 12 season-records with a total of 2,910 yards, surpassing the old WVU mark of 2,574 yards by Austin in 2011 and the league record of 2,833 yards by Jeremy Maclin of Missouri in 2008...the only players in NCAA FBS history to gain more all-purpose yards in a season were Barry Sanders of Oklahoma State (3,250 in 1998), Ryan Benjamin of Pacific (2,995 in 1991) and Chris Johnson of East Carolina (2,960 in 2007)...gained at least 100 yards receiving in six contests and generated at least 200 all-purpose yards in seven games...as a junior, earned All-American first-team honors as a return specialist from The NFL Draft Report, CBS Sports and Phil Steele, and added third-team accolades from the Associated Press...All-Big East Conference first-team choice received league Special Teams Player of the Year and West Virginia Offensive Player of the Year recognition, in addition to being selected to the All-Bowl squads named by Yahoo! Sports, CBS Sports and College Football News...returned to slot receiver, starting 11 games, as he set a then-school season-record with 101 receptions for 1,186 yards (11.74 ypc) and eight touchdowns, topping the previous WVU mark of 77 grabs by David Saunders (1998)...his 268 yards gained on 19 punt returns (led the Big East and placed sixth in the FBS with a 14.11-yard average) was the 10th-highest total by a Mountaineer in a season...led the nation with an average of 198.00 all-purpose yards per game, as he touched the ball 172 times for a then school record 2,574 yards, joining Steve Slaton (2,104 in 2006) as the only Mountaineers to register 2,000 all-purpose yards in a season...as a sophomore, earned an All-Big East Conference first-team choice by the league's coaches...started 11 of the 13 games he appeared in at the "H" receiver position, ranking second on the team with 58 receptions for 787 yards (13.57 ypc) and eight touchdowns...rushed 16 times for 161 yards, returned 12 kickoffs for 230 yards (19.17 avg) and was third on the team with 1,178 all-purpose yards...earned the Freshman All-Big East Conference selection started at slot receiver vs. East Carolina, Auburn, Louisville and Pittsburgh while appearing in all 13 games.

**PERSONAL:** Multidisciplinary studies major at West Virginia and member of the Garrett Ford Academic Honor Roll...son of Cathy Green and the oldest of four children...attended Dunbar (Baltimore, Md.) High School, playing football for head coach Lawrence Smith...started at running back, but was often used in the slot and handled return duties...the two-time consensus Maryland Player of the Year and All-State choice closed his career as the state record-holder with 790 points scored, 123 total touchdowns, 9,258 all-purpose yards and 7,962 yards rushing...three-time Baltimore Sun Player of the Year and Digital Sports' All-Metro Offensive Player of the Year...participated in numerous community events, including Taste of the NFL, Hayes for the Holidays and the All-Community Ticket program - Tay-Awesome.



# TAVON AUSTIN NFL STATISTICS

## REGULAR SEASON

Year	Team	Receiving					Rushing					Lg	TD
		G/S	No	Yds	Avg	Lg	TD	Att	Yds	Avg			
2013	RAMS	13/3	40	418	10.5	81t	4	9	151	16.8	65t	1	
2014	RAMS	15/8	31	242	7.8	28	0	36	224	6.2	19	2	
2015	RAMS	7/7	24	285	11.9	66T	4	17	141	8.3	21	2	
<b>TOTALS</b>		35/18	95	945	9.9	81t	8	62	516	8.3	65t	5	

Year	Team	Punt Returns					Kickoff Returns					Lg	TD
		No	Yds	Avg	Lg	TD	Att	Yds	Avg				
2013	RAMS	33	280	8.5	98t	1	18	398	21.1	32	0		
2014	RAMS	35	391	11.2	78t	1	2	19	9.5	11	0		
2015	RAMS	12	135	11.3	75t	1	1	6	6.0	6	0		
<b>TOTALS</b>		80	806	10.1	98t	3	21	423	20.1	32	0		

### SINGLE GAME HIGHS

Receptions – 6, many times, last at Arizona (10/4/15)

Yards – 138, at Indianapolis (11/10/13)

Rushing yards – 65, vs. Chicago (11/24/13)

Longest reception– 81, at Indianapolis (11/10/13)

Touchdowns – 3, at Indianapolis, (11/10/13)

# TAVON AUSTIN GAME-BY-GAME STATISTICS

## 2015 ST. LOUIS RAMS

Game	W/L	G/S	Receiving					Rushing					Returns										
			No	Yds	Avg	Lg	TD	Att	Yds	Avg	Lg	TD	PR	FC	YDS	LG	TD	KR	YDS	AVG	LG	TD	
SEA 9/13	W	1/1	2	-2	-1.0	7	0	4	17	4.3	16t	1	2	1	85	75t	1	0	0	0.0	0	0	
@WAS 9/20	L	1/1	1	6	6.0	6	0	4	40	10.0	16	0	0	0	0	0	0	0	0	0.0	0	0	
PIT 9/27	L	1/1	5	38	7.6	12	0	0	0	0.0	0	0	3	1	32	20	0	0	0	0.0	0	0	
@AZ 10/4	W	1/1	6	96	16.0	47	2	2	20	10.0	12	0	0	0	0	0	0	0	0	0.0	0	0	
@GB 10/11	L	1/1	2	6	3.0	5	1	3	22	7.3	15	0	2	0	4	6	0	0	0	0.0	0	0	
CLE 10/25	W	1/1	4	43	10.8	20	0	1	21	21.0	21	0	2	2	15	11	0	0	0	0.0	0	0	
SF 11/1	W	1/1	4	98	24.5	66t	1	3	21	7.0	13	1	3	1	-0.3	2	0	1	6	6.0	6	0	
@MIN 11/8	0/0	0/0	0	0	0.0	0	0	0	0	0.0	0	0	0	0	0	0	0	0	0	0.0	0	0	
CHI 11/15	0/0	0/0	0	0	0.0	0	0	0	0	0.0	0	0	0	0	0	0	0	0	0	0.0	0	0	
@BAL 11/22	0/0	0/0	0	0	0.0	0	0	0	0	0.0	0	0	0	0	0	0	0	0	0	0.0	0	0	
@CIN 11/29	0/0	0/0	0	0	0.0	0	0	0	0	0.0	0	0	0	0	0	0	0	0	0	0.0	0	0	
AZ 12/6	0/0	0/0	0	0	0.0	0	0	0	0	0.0	0	0	0	0	0	0	0	0	0	0.0	0	0	
DET 12/13	0/0	0/0	0	0	0.0	0	0	0	0	0.0	0	0	0	0	0	0	0	0	0	0.0	0	0	
TB 12/17	0/0	0/0	0	0	0.0	0	0	0	0	0.0	0	0	0	0	0	0	0	0	0	0.0	0	0	
@SEA 12/27	0/0	0/0	0	0	0.0	0	0	0	0	0.0	0	0	0	0	0	0	0	0	0	0.0	0	0	
@SF 1/3/16	0/0	0/0	0	0	0.0	0	0	0	0	0.0	0	0	0	0	0	0	0	0	0	0.0	0	0	
<b>TOTAL</b>		4-3	7/7	24	285	11.9	66t	4	17	141	8.3	21	2	12	5	135	75t	1	1	6	6.0	6	0

## 2014 ST. LOUIS RAMS

Game	W/L	G/S	Receiving					Rushing					Returns										
			No	Yds	Avg	Lg	TD	Att	Yds	Avg	Lg	TD	PR	FC	YDS	LG	TD	KR	YDS	AVG	LG	TD	
MIN 9/7	L	1/0	3	34	11.3	28	0	3	5	1.7	5	0	5	0	24	19	0	0	0	0.0	0	0	
@TB 9/14	W	1/0	0	0	0.0	0	0	2	21	10.5	18	0	1	0	-1	-1	0	0	0	0.0	0	0	
DAL 9/21	L										Inactive												
PHI 10/5	L	1/0	2	33	16.5	22	0	0	0	0.0	0	0	2	0	7	4	0	0	0	0.0	0	0	
SF 10/13	L	1/1	4	35	8.8	9	0	3	16	5.3	8	0	2	3	12	12	0	0	0	0.0	0	0	
SEA 10/19	W	1/0	2	9	4.5	5	0	5	16	3.2	8	0	1	2	-1	-1	0	1	8	8.0	8	0	
@KC 10/26	L	1/0	2	12	6.0	9	0	2	7	3.5	4	0	2	1	42	38	0	1	11	11.0	11	0	
@SF 11/2	W	1/1	2	11	5.5	7	0	2	7	3.5	4	0	3	0	26	11	0	0	0	0.0	0	0	
@ARI 11/9	L	1/1	2	20	10.0	17	0	1	10	10.0	10	0	2	4	4	3	0	0	0	0.0	0	0	
DEN 11/16	W	1/1	2	10	5.0	5	0	2	11	5.5	9	0	2	3	13	10	0	0	0	0.0	0	0	
@SD 11/23	L	1/1	3	11	3.7	6	0	3	27	9.0	15	1	2	1	44	38	0	0	0	0.0	0	0	
OK 11/30	W	1/0	2	11	5.5	6	0	2	24	12.0	18t	1	4	2	19	10	0	0	0	0.0	0	0	
@WAS 12/7	W	1/1	2	14	7.0	9	0	5	46	9.2	18	0	4	0	143	78t	1	0	0	0.0	0	0	
ARI 12/11	L	1/1	2	14	7.0	10	0	1	8	8.0	8	0	2	4	-2	2	0	0	0	0.0	0	0	
NYG 12/21	L	1/0	1	15	15.0	15	0	3	25	8.3	19	0	3	0	61	47	0	0	0	0.0	0	0	
@SEA 12/28	L	1/1	2	13	6.5	7	0	2	1	0.5	2	0	0	3	0	0	0	0	0	0.0	0	0	
<b>TOTAL</b>		6-10	15/8	31	242	7.8	28	0	36	224	6.2	19	2	35	23	391	78t	1	2	19	9.5	11	0

# TAVON AUSTIN GAME-BY-GAME STATISTICS CONTINUED

2013 ST. LOUIS RAMS																							
Game	W/L	G/S	No	Receiving					Rushing					Returns									
				Yds	Avg	Lg	TD	Att	Yds	Avg	Lg	TD	PR	FC	YDS	LG	TD	KR	YDS	AVG	LG	TD	
ARI 9/8	W	1/0	6	41	6.8	14	0	1	-1	-1	-1	0	1	1	1	1	0	0	0	0	0.0	0	0
@ATL 9/15	L	1/1	6	47	7.8	11	2	2	8	4.0	7	0	4	1	6	5	0	0	0	0.0	0	0	0
@DAL 9/22	L	1/1	6	30	5.0	9	0	1	3	3.0	3	0	2	0	16	10	0	0	0	0.0	0	0	0
SF 9/26	L	1/0	2	6	3.0	4	0	0	0	0.0	0	0	6	1	19	14	0	0	0	0.0	0	0	0
JAC 10/6	W	1/0	3	32	10.7	25	0	0	0	0.0	0	0	4	0	15	11	0	0	0	0.0	0	0	0
@HOU 10/13	W	1/0	1	3	3.0	3	0	0	0	0.0	0	0	0	0	0	0	0	0	0	0.0	0	0	0
@CAR 10/20	L	1/0	5	39	7.8	24	0	0	0	0.0	0	0	3	0	26	20	0	2	47	23.5	32	0	0
SEA 10/28	L	1/0	2	9	4.5	12	0	0	0	0.0	0	0	3	2	7	7	0	3	79	26.3	32	0	0
TEN 11/3	L	1/0	0	0	0.0	0	0	1	6	6.0	6	0	3	1	33	25	0	1	25	25.0	25	0	0
@IND 11/10	W	1/0	2	138	69.0	81t	2	1	4	4.0	4	0	4	2	145	98t	1	1	27	27.0	27	0	0
CHI 11/24	W	1/0	2	39	19.5	32	0	1	65	65.0	65t	1	1	1	1	1.0	0	1	24	24.0	24	0	0
@SF 12/1	L	1/1	4	25	6.3	8	0	1	10	10.0	10	0	1	1	10	10	0	4	67	16.8	20	0	0
@ARI 12/8	L	1/0	1	9	9.0	9	0	1	56	56.0	56	0	1	1	1	1	0	4	95	23.8	32	0	0
NO 12/15	W										Inactive												
TB 12/22	W										Inactive												
@SEA 12/29	L										Inactive												
<b>TOTAL</b>		<b>7-9</b>	<b>13/3</b>	<b>40</b>	<b>418</b>	<b>10.5</b>	<b>81t</b>	<b>4</b>	<b>9</b>	<b>151</b>	<b>16.8</b>	<b>65t</b>	<b>1</b>	<b>33</b>	<b>11</b>	<b>280</b>	<b>98t</b>	<b>1</b>	<b>18</b>	<b>398</b>	<b>21.1</b>	<b>32</b>	<b>0</b>





# 56 | AKEEM AYERS

Position:	Linebackers
Ht./Wt.:	6-3/255
Birth Date:	7/10/89
College:	UCLA
Hometown:	Los Angeles, Calif.
Experience:	5th year (1st Rams)
Acquired:	FA-2015

Career GP/GS (Playoffs): 66/52 (3/0)



**TRANSACTIONS:** Signed a free agent contract with the St. Louis Rams (3/12/15)...acquired by the New England Patriots from Tennessee in a trade for an undisclosed draft pick (10/22/14)...originally selected by Tennessee in the second round (39th overall) of the 2011 NFL Draft.

**PRO:** Fifth-year pro has played in 66 games with 52 starts...won Super Bowl XLIX as a member of the New England Patriots... has 269 career tackles (201 solo), 13.0 sacks, three interceptions and 19 passes defended.

**2015 SEASON:** **Week 8 vs. San Francisco (11/1):** Started at linebacker...recorded four tackles (one solo) and had three passes defended...**Week 7 vs. Cleveland (10/25):** Started at linebacker...registered four tackles (three solo), one pass defended and one fumble recovery...**Week 5 at Green Bay (10/11):** Saw action on defense...tallied one assisted tackle...**Week 4 at Arizona (10/4):** Started at linebacker...recorded four solo tackles and one pass defended...**Week 3 vs. Pittsburgh (9/27):** Saw action on defense and special teams...**Week 2 at Washington (9/20):** Started at linebacker...made four tackles (two solo)...**Week 1 vs. Seattle (9/13):** Started at linebacker in his Rams' debut...tallied two solo tackles.

**2014 SEASON (NEW ENGLAND):** Acquired by New England from Tennessee in a trade midseason and appeared in nine regular-season games with the Patriots and totaled 15 tackles, four sacks, one interception, one pass defended and three special teams tackles...played in a reserve role in all three playoff contests and made two special teams tackles...**vs. Chicago (10/26):** made his Patriots debut...finished with four tackles and a nine-yard sack of QB Jay Cutler...**vs. Denver (11/2):** Made his first start as a Patriot...sacked QB Peyton Manning for a nine-yard loss on a fourth-down play with just over two minutes left in the second quarter...also added three solo tackles and one special teams stop...**at San Diego (12/7):** Started at linebacker and recorded his first interception as a Patriot, picked off QB Philip Rivers at the Patriots 30-yard line...also posted two tackles.

**2014 SEASON (TENNESSEE):** Was active in two of the Titans' first seven games...**vs. Dallas (9/14):** Saw action as a reserve on special teams...**vs. Cleveland (10/5):** Led the team with three special teams tackles.

**2013 SEASON:** Appeared in all 16 games for the third straight season...started 14 games at linebacker and collected 56 tackles, one sack, three stops for loss, four quarterback pressures, an interception, eight passes defended and a forced fumble...**vs. San Francisco (10/20):** Tied for the team lead with nine tackles.

**2012 SEASON:** Played in all 16 games with 14 starts, leading the team with 110 tackles and tying for second on the squad with six sacks...also notched eight quarterback pressures, eight passes defended, four tackles for loss, an interception and a forced fumble... **vs. New England (9/9):** Led the team with 11 tackles...**vs. Detroit (9/23):** Registered a career-best 15 tackles.

**2011 SEASON:** Became the first Titans rookie to start all 16 games since safety Tank Williams in 2002...led all Titans linebackers with 88 tackles, the second-highest total for a Titans rookie since 1999 (103 by Alterraun Verner in 2010)...added two sacks, seven quarterback pressures, three tackles for loss, two passes defended, one forced fumble and one fumble recovery... **at Cleveland (10/2):** Collected his first career sack by dropping Colt McCoy for a one-yard loss. **vs. Jacksonville (12/24):** Registered a career-best 10 tackles.

**COLLEGE:** Played in 37 games with 28 starts at strongside outside linebacker over three seasons at UCLA, recording 183 tackles with 14.0 sacks and 29½ tackles for loss...also caused seven fumbles, recovered four fumbles and tallied six interceptions for 100 yards with two touchdowns...earned All-America honors in his final two seasons and was one of five finalists for the 2010 Butkus Award...started all 12 games as a junior in 2010, earning second-team All-America honors from the Walter Camp Football Foundation and was one of five Butkus Award finalists, finishing third in voting...selected as a team captain and finished fourth on the team with 68 tackles, tied for first with four sacks and tied for second with two interceptions...named third-team Associated Press All-American, second-team Phil Steele All-American and first-team All-Pac-10...started all 13 games at strongside linebacker as a sophomore in 2009 and earned honorable mention All-Pac-10...tied a UCLA season record with two touchdowns on interceptions and scored three defensive touchdowns in all (one fumble return)...led the team with four forced fumbles and finished second on the team with six sacks and 14½ tackles for loss...named co-defensive winner of UCLA's Captain Don Brown Memorial Award for Most Improved Player...appeared in 12 games with three starts at strongside linebacker as a freshman in 2008, posting 40 tackles, four sacks, three passes defended and a forced fumble...was named to Rivals.com Pac-10 All-Freshman team, earned honorable mention All-Pac-10 from the league's coaches, and was the defensive co-winner of UCLA's John Boncheff, Jr. Memorial Award for Rookie of the Year...did not see action as a true freshman in 2007.

**PERSONAL:** Born Akeem Christopher Ayers on July 10, 1989, in Los Angeles, Calif...lettered three seasons at Verbum Dei High School in Los Angeles, Calif., playing defensive end, linebacker and wide receiver...named PrepStar All-American, SuperPrep All-American and a four-star recruit as a defensive end by Rivals.com and Scout.com. Rated No. 50 player in nation by Scout.com.

Rated No. 1 defensive end and No. 9 player in California by Scout.com...ranked No. 9 among outside linebackers by Rivals.com... member of Long Beach Press-Telegram Best in the West first team...named first-team All-State (Small Schools) by Cal-Hi Sports and CIF-Southern Section Mid Valley Defensive Player of the Year...led Verbum Dei to CIF Mid-Valley title...as a senior outside linebacker, he made 94 tackles and collected two quarterback sacks...totaled 21 receptions for 413 yards and nine touchdowns on offense...returned 20 kickoffs for 626 yards...has one brother, Kevin, and one sister, Jonnae...has twin daughters Peyton and Cassidy...majored in history at UCLA.

## AKEEM AYERS NFL STATISTICS

### REGULAR SEASON

Year	Team	G/S	Tackles				Yds	Interceptions			TD	PD	Fumbles		Yds
			Total	Solo	Asst	Sk		Int	Yds	Lg			FF	FR	
2011	Tennessee	16/16	88	66	22	2.0	10.0	0	0	0	0	2	1	1	0
2012	Tennessee	16/14	110	79	31	6.0	35.0	1	2	2	0	8	1	0	0
2013	Tennessee	16/14	56	44	12	1.0	5.0	1	5	5	0	8	1	0	0
2014	Tennessee	2/0	0	0	0	0.0	0.0	0	0	0	0	0	0	0	0
2014	New England	9/4	15	12	3	4.0	35.0	1	0	0	0	1	0	0	0
2015	RAMS	7/5	18	11	7	0.0	0.0	0	0	0	0	5	0	1	0
Total		66/52	287	212	75	13.0	85.0	3	7	5	0	24	3	2	0

### POSTSEASON

Year	Team	G/S	Tackles				Yds	Interceptions			TD	PD	Fumbles		Yds
			Total	Solo	Asst	Sk		Int	Yds	Lg			FF	FR	
2014	New England	3/0	0	0	0	0.0	0	0	0	0	0	0	0	0	0

**ADDITIONAL CAREER STATISTICS:** Special Teams Tackles: 2014 (Tenn: 3, NE: 3, NE Postseason: 2), 2011 (5), Total: 13.

### SINGLE GAME HIGHS

Total Tackles – 15, vs. Detroit (9/23/12)  
 Solo Tackles – 11, vs. Detroit (9/23/12)  
 Passes Defensed – 2, many times, last at Indianapolis (12/1/13)  
 Interceptions – 1, few times, last at San Diego (12/7/14)  
 Sacks - 1.0, many times, last vs. Buffalo (12/28/14)

## AKEEM AYERS GAME-BY-GAME STATISTICS

### 2015 ST. LOUIS RAMS

Game	W/L	P/S	T	S	A	Sk	Yds	Int	Yds	Lg	TD	PD	FF	FR	Yds
SEA 9/13	W	1/1	2	2	0	0.0	0.0	0	0	0	0	0	0	0	0
@WASH 9/20	L	1/1	4	2	2	0.0	0.0	0	0	0	0	0	0	0	0
PIT 9/27	L	1/0	0	0	0	0.0	0.0	0	0	0	0	0	0	0	0
@ARIZ 10/4	W	1/1	3	3	0	0.0	0.0	0	0	0	0	1	0	0	0
@GB 9/11	L	1/0	1	0	1	0.0	0.0	0	0	0	0	0	0	0	0
CLEV 9/25	W	1/1	4	3	1	0.0	0.0	0	0	0	0	1	0	1	0
SF 11/1	W	1/1	4	1	3	0.0	0.0	0	0	0	0	3	0	0	0
@MINN 11/8	0/0	0/0	0	0	0	0.0	0.0	0	0	0	0	0	0	0	0
CHI 11/15	0/0	0/0	0	0	0	0.0	0.0	0	0	0	0	0	0	0	0
@BAL 11/22	0/0	0/0	0	0	0	0.0	0.0	0	0	0	0	0	0	0	0
@CIN 11/29	0/0	0/0	0	0	0	0.0	0.0	0	0	0	0	0	0	0	0
ARIZ 12/6	0/0	0/0	0	0	0	0.0	0.0	0	0	0	0	0	0	0	0
DET 12/13	0/0	0/0	0	0	0	0.0	0.0	0	0	0	0	0	0	0	0
TAMPA 12/17	0/0	0/0	0	0	0	0.0	0.0	0	0	0	0	0	0	0	0
@SEA 12/27	0/0	0/0	0	0	0	0.0	0.0	0	0	0	0	0	0	0	0
@SF 1/3/16	0/0	0/0	0	0	0	0.0	0.0	0	0	0	0	0	0	0	0
TOTAL	4-3	7/5	18	11	7	0.0	0.0	0	0	0	0	5	0	1	0

### 2014 TENNESSEE TITANS

Game	W/L	P/S	T	S	A	Sk	Yds	Int	Yds	Lg	TD	PD	FF	FR	Yds
@KC 9/7	W					Inactive									
DAL 9/14	L	1/0	0	0	0	0.0	0.0	0	0	0	0	0	0	0	0
@CIN 9/21	L					Inactive									
@IND 9/28	L					Inactive									
CLE 10/5	L	1/0	0	0	0	0.0	0.0	0	0	0	0	0	0	0	0
JAC 10/12	W					Inactive									
@WAS 10-19	L					Inactive									
TOTAL	2-5	2/0	0	0	0	0.0	0	0	0	0	0	0	0	0	0

### 2013 TENNESSEE TITANS

Game	W/L	P/S	T	S	A	Sk	Yds	Int	Yds	Lg	TD	PD	FF	FR	Yds
@PIT 9/8	W	1/1	0	0	0	0.0	0.0	0	0	0	0	0	0	0	0
@HOU 9/15	L	1/1	3	2	1	0.0	0.0	0	0	0	0	1	0	0	0
SD 9/22	W	1/1	1	1	0	1.0	5.0	0	0	0	0	1	0	0	0
NYJ 9/29	W	1/0	5	3	2	0.0	0.0	0	0	0	0	0	0	0	0
KC 10/6	L	1/1	5	3	2	0.0	0.0	0	0	0	0	0	0	0	0
@SEA 10/13	L	1/1	3	2	1	0.0	0.0	0	0	0	0	0	0	0	0
SF 10/20	L	1/1	9	8	1	0.0	0.0	0	0	0	0	0	0	0	0
@STL 11/3	W	1/1	5	4	1	0.0	0.0	0	0	0	0	1	0	0	0
JAC 11/10	L	1/1	3	3	0	0.0	0.0	0	0	0	0	1	0	0	0
IND 11/14	L	1/1	8	6	2	0.0	0.0	0	0	0	0	1	0	0	0
@OAK 11/24	W	1/1	7	6	1	0.0	0.0	0	0	0	0	1	0	0	0
@IND 12/1	L	1/1	1	1	0	0.0	0.0	0	0	0	0	2	0	0	0
@DEN 12/8	L	1/0	0	0	0	0.0	0.0	0	0	0	0	0	0	0	0
AZ 12/15	L	1/1	2	2	0	0.0	0.0	0	0	0	0	0	0	0	0
@JAC 12/22	W	1/1	2	1	1	0.0	0.0	0	0	0	0	0	0	0	0
HOU 12/29	W	1/1	2	2	0	0.0	0.0	1	5.0	5	0	1	1	0	0
TOTAL	7-9	16/14	56	44	12	1.0	5.0	1	5.0	5	0	8	1	0	0

### 2012 TENNESSEE TITANS

Game	W/L	P/S	T	S	A	Sk	Yds	Int	Yds	Lg	TD	PD	FF	FR	Yds
NE 9/9	L	1/1	11	7	4	0.0	0.0	0	0	0	0	1	0	0	0
@SD 9/16	L	1/1	9	8	1	0.0	0.0	0	0	0	0	1	0	0	0
DET 9/23	W	1/1	15	11	4	1.0	8.0	0	0	0	0	1	0	0	0
@HOU 9/30	L	1/1	8	5	3	0.0	0.0	0	0	0	0	1	0	0	0
@MIN 10/7	L	1/1	7	5	2	0.0	0.0	0	0	0	0	1	0	0	0
PIT 10/11	W	1/1	6	4	2	0.0	0.0	0	0	0	0	1	0	0	0
@BUF 10/21	W	1/1	4	3	1	0.0	0.0	0	0	0	0	1	0	0	0
IND 10/28	L	1/1	7	3	4	0.0	0.0	0	0	0	0	1	0	0	0
CHI 11/4	L	1/1	8	6	2	1.0	0.0	0	0	0	0	1	0	0	0
@MIA 11/11	W	1/1	2	1	1	0.0	0.0	1	2.0	2.0	0	2	0	0	0
@JAC 11/25	L	1/1	5	5	0	1.0	7.0	0	0	0	0	1	0	0	0
HOU 12/2	L	1/0	6	5	1	0.0	0.0	0	0	0	0	2	0	0	0
@IND 12/9	L	1/1	2	1	1	0.0	0.0	0	0	0	0	1	0	0	0
NYJ 12/17	W	1/1	6	4	2	1.0	8.0	0	0	0	0	1	0	0	0
@GB 12/23	L	1/0	6	5	1	0.0	0.0	0	0	0	0	1	0	0	0
JAC 12/30	W	1/1	8	6	2	1.0	5.0	0	0	0	0	1	0	0	0
TOTAL	6-10	16/14	110	79	31	6.0	35.0	1	2.0	2.0	0	8	1	0	0

# AKEEM AYERS GAME-BY-GAME STATISTICS

2011 TENNESSEE TITANS																
Game	W/L	P/S	T	S	A	Sk	Yds	Int	Yds	Lg	TD	PD	FF	FR	Yds	
@JAC 9/11	L	1/1	7	6	1	0.0	0.0	0	0	0	0	0	0	0	0	0
BAL 9/18	W	1/1	3	1	2	0.0	0.0	0	0	0	0	0	0	0	0	0
DEN 9/25	W	1/1	6	3	3	0.0	0.0	0	0	0	0	0	0	0	0	0
@CLE 10/2	W	1/1	4	3	1	1.0	1.0	0	0	0	0	0	0	0	0	0
@PIT 10/9	L	1/1	2	1	1	0.0	0.0	0	0	0	0	0	0	0	0	0
HOU 10/23	L	1/1	2	2	0	0.0	0.0	0	0	0	0	0	0	0	0	0
IND 1/30	W	1/1	2	1	1	0.0	0.0	0	0	0	0	0	0	0	0	0
CIN 11/6	L	1/1	6	4	2	0.0	0.0	0	0	0	0	0	0	0	0	0
@CAR 11/13	W	1/1	7	7	0	1.0	9.0	0	0	0	0	1	0	1	0	0
@ATL 11/20	L	1/1	7	6	1	0.0	0.0	0	0	0	0	1	0	0	0	0
TB 11/27	W	1/1	8	8	0	0.0	0.0	0	0	0	0	0	0	0	0	0
@BUF 12/4	W	1/1	6	4	2	0.0	0.0	0	0	0	0	0	0	0	0	0
NO 12/11	L	1/1	8	6	2	0.0	0.0	0	0	0	0	0	0	0	0	0
@IND 12/18	L	1/1	5	4	1	0.0	0.0	0	0	0	0	0	0	1	0	0
JAC 12/24	W	1/1	10	5	5	0.0	0.0	0	0	0	0	0	0	0	0	0
@HOU 1/1/12	W	1/1	5	5	0	0.0	0.0	0	0	0	0	0	0	0	0	0
TOTAL	9-7	16/16	88	66	22	2.0	10.0	0	0	0	0	2	1	1	0	0



# 12 | STEDMAN BAILEY

Position:	Wide Receiver
Ht./Wt.:	5-10/193
Birth Date:	11/11/90
College:	West Virginia
Hometown:	Miami, Fla.
Experience:	3rd year (3rd Rams)
Acquired:	D3B-2013 (30th)
Career GP/GS (Playoffs): 37/8 (0/0)	



**TRANSACTIONS:** Selected by St. Louis in the third round of the 2013 draft (92nd overall) on (4/26/13).

**PRO:** Has played in 37 career games with eight starts...set career marks in receptions and receiving yards with 30 catches for 435 yards and one touchdown in 2014.

**2015 SEASON: Week 8 vs. San Francisco (11/1):** Started at wide receiver...**Week 7 vs. Cleveland (10/25):** Started at wide receiver...caught one pass for 8 yards...also had 28 kickoff return yards off a shuttle pass from returner Benny Cunningham...**Week 5 at Green Bay (10/11):** Saw action at wide receiver and on special teams...caught a 68-yard reception from QB Nick Foles, a new career-long...**Week 4 at Arizona (10/4):** Started at wide receiver...notched his first touchdown of the season on an 18-yard reception from QB Nick Foles...**Week 3 vs. Pittsburgh (9/27):** Saw action on offense and special teams...**Week 2 at Washington (9/20):** Saw action on offense and special teams...caught one pass...made one tackle...**Week 1 vs. Seattle (9/13):** Caught three passes for 58 yards, including a long of 29 yards.

**2014 SEASON:** Appeared in 14 games, hauled in 30 passes for 435 yards and one touchdown...**vs. Seattle (10/16):** Earned NFC Special Teams Player of the Week honors...saw action at wide receiver and on special teams...tallied a 90-yard punt return for a touchdown, tied for the third longest punt return in franchise history with Dick Bass, vs. Green Bay (12/17/61)...longest punt return in the NFL this season...marked his first career punt return including high school and college...**at San Diego (11/23):** Saw action at wide receiver and on special teams...tallied a career-high seven receptions for 89 yards and his first career receiving touchdown...returned one kickoff for nine yards...**vs. Oakland (11/30):** Started at wide receiver...also saw action on special teams...notched five catches for 100 yards, his first 100 yard receiving game of his career...his 100 receiving yards on five catches came in the first quarter...the last time the Rams had a player reach 100 receiving yards in the first quarter was WR Isaac Bruce in postseason play against Minnesota (1/16/00) when Bruce caught two passes for 103 yards...**at Washington (12/7):** Saw action at wide receiver and on special teams...hauled in two passes for 47 yards...including a long reception of 36 yards to put the Rams at the 1-yard line...**vs. Arizona (12/11):** Saw action at wide receiver and on special teams...led the team in receptions and receiving yards with five catches for 74 yards...ran the ball one time for 13 yards....

Bailey earned NFC Special Teams Player of the Week honors vs. Seattle (10/16/14)



**2013 SEASON:** Played in 16 games, earned two starts...caught 17 passes for 226 yards...finished second in special teams tackles with seven...**vs. Tennessee (11/3):** Caught first NFL pass from QB Kellen Clemens for a 12-yard gain...made two tackles on special teams...**at Arizona (12/8):** Made his first NFL start...notched his best performance, hauling in three receptions for 46 yards...**vs. Tampa Bay (12/22):** Notched his first career touchdown on a 27-yard double reverse play...also recorded three receptions for a team-leading 44 yards...**at Seattle (12/29):** Started at wide receiver...caught four passes for 33 yards.

**COLLEGE:** Started 35-of-38 games at split end at West Virginia...finished second in Mountaineers history with 210 grabs, 10th-best among active FBS performers...his average of 84.7 receiving yards per game placed fifth-best among active major college players...his 3,218 receiving yards saw him join teammate Tavon Austin (3,413) as the only players in school annals to reach the 3,000-yard receiving level...the mark ranks fourth-highest among active college players...found the endzone on 19.52 percent of his grabs...joined Austin (288; 2009-12) and Jock Sanders (206; 2007-10) as the only WVU players to catch 200 passes in a career...collected 3,444 all-purpose yards, the 11th-best total in school annals...as a junior, was a finalist for the Biletnikoff Award (top receiver in the nation)...added first-team All-American honors from The NFL Draft Report and CBS Sports, earning second-team accolades from the Associated Press, Fox Sports and Walter Camp Foundation...unanimous All-Big 12 Conference first-team choice...tied Tavon Austin, as both set the school season-record with 114 receptions, topping the previous Mountaineers marks of 110 grabs by Austin in 2011...set school and conference season-records with his 25 touchdown grabs, as only Troy Edwards of Louisiana Tech (27 in 1998) and Randy Moss of Marshall (25 in 1997) had more scoring grabs in a season in NCAA FBS history...recorded seven games with at least 100 yards receiving, including a trio of performances for more than 200 yards...his 150 points scored broke the school annual record of 147 points by Ira Errett Rodgers in 1919, and rank sixth-best in a campaign by a Big 12 player...exploded for 303 yards and five touchdowns, including an 87-yarder, while snatching 13 passes vs. Baylor to earn National Player of the Week honors...his 303 yards broke the previous school game-record of 209 yards by Chris Henry (vs. Syracuse in 2003)...the 303 yards mark also set the Big 12 game-record, as he joined Adarius Bowman of Oklahoma State (300 vs. Kansas in 2006) as the only players in the league to ever gain 300 yards in a contest...his five touchdown catches vs. Baylor set the school record...his 23 receiving touchdowns, set a new Big 12 Conference season-record when he surpassed 22 scores by Michael Crabtree of Texas Tech in 2007...as a sophomore, earned All-Big East Conference first-team honors from



The NFL Draft Report, ESPN, and Phil Steele, as the league's coaches selected him to their second-team...tied the school season-record with 12 touchdown catches, only to top his Big Eight Conference 25 scoring grabs in 2012...set another school record when he gained at least 100 yards in five consecutive games...earned Freshman All-Big East Conference selection (by ESPN)...twice named WVU Offensive Champion (vs. Maryland and Cincinnati)...red-shirted as a true freshman in 2009.

**PERSONAL:** Played football at Carol City (Fla.) High School before the Miami native transferred to Miramar High...earned All-State third-team honors from the Florida Sports Writers Association and All-Broward County second-team accolades as a junior...that season, he had 48 receptions for 1,032 yards, an average of 21.5 yards per catch, to go with 11 touchdowns...garnered Florida Class 6A All-State recognition as a senior and was rated the sixth-best player in Broward County according to the South Florida Sun-Sentinel...closed out the 2008 season catching 68 passes for 1,168 yards and 14 touchdowns...member of the Garrett Ford Academic Honor Roll...son of Tara Daniels and John Bailey...resides in Miami, Fla...multidisciplinary Studies major, with an emphasis in criminology...participated in numerous community events, including the Urban League Turkey Distribution and United Way Kickoff for Charity luncheon.

## STEDMAN BAILEY NFL STATISTICS

### REGULAR SEASON

Year	Team	Receiving					Rushing						
		G/S	No	Yds	Avg	Lg	TD	Att	Yds	Avg	Lg	TD	
2013	RAMS	16/2	17	226	13.3	28	0	2	33	16.5	27t	1	
2014	RAMS	14/3	30	435	14.5	38	1	1	13	13.0	13	0	
2015	RAMS	7/3	10	169	16.9	68	1	0	0	0.0	0	0	
<b>TOTALS</b>		<b>37/8</b>	<b>57</b>	<b>830</b>	<b>14.6</b>	<b>68</b>	<b>2</b>	<b>3</b>	<b>46</b>	<b>15.3</b>	<b>27t</b>	<b>1</b>	

**ADDITIONAL CAREER STATISTICS:** Special Teams Tackles: 2015 (1), 2014 (3), 2013 (7). Recorded 28 kickoff return yards off a shuttle pass from Benny Cunningham vs. Cleveland (10/25/15). Talled a 90-yard punt return for a touchdown vs. Seattle (10/19/14). Notched a nine-yard kickoff return at San Diego (11/23/14).

#### SINGLE GAME HIGHS

Receptions – 7, at San Diego (11/23/14)  
 Yards – 100, vs. Oakland (11/30/14)  
 Rushing yards – 27, vs. Tampa Bay (12/22/13)  
 Long– 68, at Green Bay (10/11/15)  
 Touchdowns – 1, two times, last at Arizona (10/4/15)

## STEDMAN BAILEY GAME-BY-GAME STATISTICS

### 2015 ST. LOUIS RAMS

Game	W/L	Receiving					Rushing						
		G/S	No	Yds	Avg	Lg	TD	Att	Yds	Avg	Lg	TD	
SEA 9/13	W	1/0	3	58	19.3	29	0	0	0	0.0	0	0	
@WASH 9/20	L	1/0	1	0	0.0	0	0	0	0	0.0	0	0	
PIT 9/27	L	1/0	0	0	0.0	0	0	0	0	0.0	0	0	
@ARIZ 10/4	W	1/1	2	30	15.0	18t	1	0	0	0.0	0	0	
@GB 10/11	L	1/0	3	73	24.3	68	0	0	0	0.0	0	0	
CLEV 10/25	W	1/1	1	8	8.0	8	0	0	0	0.0	0	0	
SF 11/1	W	1/1	0	0	0.0	0	0	0	0	0.0	0	0	
@MINN 11/8	0/0	0/0	0	0	0.0	0	0	0	0	0.0	0	0	
CHI 11/15	0/0	0/0	0	0	0.0	0	0	0	0	0.0	0	0	
@BAL 11/22	0/0	0/0	0	0	0.0	0	0	0	0	0.0	0	0	
@CIN 11/29	0/0	0/0	0	0	0.0	0	0	0	0	0.0	0	0	
ARIZ 12/6	0/0	0/0	0	0	0.0	0	0	0	0	0.0	0	0	
DET 12/13	0/0	0/0	0	0	0.0	0	0	0	0	0.0	0	0	
TAMPA 12/17	0/0	0/0	0	0	0.0	0	0	0	0	0.0	0	0	
@SEA 12/27	0/0	0/0	0	0	0.0	0	0	0	0	0.0	0	0	
@SF 1/3/16	0/0	0/0	0	0	0.0	0	0	0	0	0.0	0	0	
<b>TOTAL</b>		<b>4-3</b>	<b>7/3</b>	<b>10</b>	<b>16.9</b>	<b>68</b>	<b>1</b>	<b>0</b>	<b>0</b>	<b>0.0</b>	<b>0</b>	<b>0</b>	

### 2014 ST. LOUIS RAMS

Game	W/L	Receiving					Rushing						
		G/S	No	Yds	Avg	Lg	TD	Att	Yds	Avg	Lg	TD	
MIN 9/7													
@TB 9/14													
DAL 9/21	L	1/0	0	0	0.0	0	0	0	0	0.0	0	0	
PHI 10/5	L	1/0	2	20	10.0	14	0	0	0	0.0	0	0	
SF 10/13	L	1/0	0	0	0.0	0	0	0	0	0.0	0	0	
SEA 10/19	W	1/0	0	0	0.0	0	0	0	0	0.0	0	0	
@KC 10/26	L	1/0	2	33	16.5	20	0	0	0	0.0	0	0	
@SF 11/2	W	1/0	1	7	7.0	7	0	0	0	0.0	0	0	
@ARI 11/9	L	1/1	0	0	0.0	0	0	0	0	0.0	0	0	
DEN 11/16	W	1/0	3	26	8.7	10	0	0	0	0.0	0	0	
@SD 11/23	L	1/0	7	89	12.7	22	1	0	0	0.0	0	0	
OAK 11/30	W	1/1	5	100	20.0	34	0	0	0	0.0	0	0	
@WAS 12/7	W	1/0	2	47	23.5	36	0	0	0	0.0	0	0	
ARI 12/11	L	1/0	5	74	14.8	38	0	1	13	13.0	13	0	
NYG 12/21	L	1/1	2	22	11.0	17	0	0	0	0.0	0	0	
@SEA 12/28	L	1/0	1	17	17.0	17	0	0	0	0.0	0	0	
<b>TOTAL</b>		<b>5-9</b>	<b>14/3</b>	<b>30</b>	<b>14.5</b>	<b>38</b>	<b>1</b>	<b>1</b>	<b>13</b>	<b>13.0</b>	<b>13</b>	<b>0</b>	

### 2013 ST. LOUIS RAMS

Game	W/L	Receiving					Rushing						
		G/S	No	Yds	Avg	Lg	TD	Att	Yds	Avg	Lg	TD	
ARI 9/8	W	1/0	0	0	0.0	0	0	0	0	0.0	0	0	
@ATL 9/15	L	1/0	0	0	0.0	0	0	0	0	0.0	0	0	
@DAL 9/22	L	1/0	0	0	0.0	0	0	0	0	0.0	0	0	
SF 9/26	L	1/0	0	0	0.0	0	0	0	0	0.0	0	0	
JAC 10/6	W	1/0	0	0	0.0	0	0	0	0	0.0	0	0	
@HOU 10/13	W	1/0	0	0	0.0	0	0	0	0	0.0	0	0	
@CAR 10/20	L	1/0	0	0	0.0	0	0	0	0	0.0	0	0	
SEA 10/28	L	1/0	0	0	0.0	0	0	0	0	0.0	0	0	
TEN 11/3	L	1/0	1	12	12.0	12	0	0	0	0.0	0	0	
@IND 11/10	W	1/0	0	0	0.0	0	0	0	0	0.0	0	0	
CHI 11/24	W	1/0	1	19	19.0	19	0	0	0	0.0	0	0	
@SF 12/1	L	1/0	3	46	15.3	17	0	0	0	0.0	0	0	
@ARI 12/8	L	1/1	3	46	15.3	18	0	0	0	0.0	0	0	
NO 12/15	W	1/0	2	26	13.0	20	0	1	6	6.0	6	0	
TB 12/22	W	1/0	3	44	14.7	28	0	1	27	27.0	27t	0	
@SEA 12/29	L	1/1	4	33	8.3	13	0	0	0	0.0	0	0	
<b>TOTAL</b>		<b>7-9</b>	<b>16/2</b>	<b>17</b>	<b>22.6</b>	<b>28</b>	<b>0</b>	<b>2</b>	<b>33</b>	<b>16.5</b>	<b>27t</b>	<b>1</b>	



# 61 | TIM BARNES

Position:	Center
Ht./Wt.:	6-4/300
Birth Date:	5/14/88
College:	Missouri
Hometown:	Longwood, Mo.
Experience:	4th year (4th Rams)
Acquired:	FA-2011

Career GP/GS (Playoffs): 52/11 (0/0)



**TRANSACTIONS:** Signed free agent contract with the Rams (3/31/15)...signed an exclusive rights tender with St. Louis (5/6/13)... signed to the Rams' active roster (9/14/12), after being released from the practice squad...signed to a reserve/future contract (1/2/11), after being signed to the practice squad (9/13/11)...released from Baltimore (9/3/11), after originally signing with the Ravens (7/28/11).

**PRO:** Fourth-year pro has competed in 52 games with 11 starts.

**2015 SEASON: Week 8 vs. San Francisco (11/1):** Started at center...helped block for the offense to gain 19 first downs...**Week 7 vs. Cleveland (10/25):** Started at center...helped open up running lanes for RB Todd Gurley to rush for 128 yards...**Week 5 at Green Bay (10/11):** Started at center...**Week 4 at Arizona (10/4):** Started at center...helped block for three receiving touchdowns...**Week 3 vs. Pittsburgh (9/27):** Started at center...**Week 2 at Washington (9/20):** Started at center...**Week 1 vs. Seattle (9/13):** Started at center...helped block for 352 total net yards.

**2014 SEASON:** Saw action in 14 games on offense and on special teams...**vs. New York Giants (12/21):** Saw action on special teams...returned one kickoff for seven yards.

**2013 SEASON:** Played in 16 games...started at center for an injured Scott Wells Weeks 14 through 17...**at Arizona (12/8):** Made his first NFL start at center...**vs. New Orleans (12/15):** Started at center...helped block for RB Zac Stacy to record 133 yards on 28 carries...**vs. Tampa Bay (12/22):** Started at center...part of an offensive line that helped RB Zac Stacy rack up his second consecutive game with 100-plus rushing yards.

**2012 SEASON:** Saw action in 15 games on offense and special teams...**vs. Washington (9/17):** Saw his first NFL action on special teams.

**COLLEGE:** Made all 13 starts for the Tigers at center as a senior in 2009...part of an offensive line that gave up just 20 sacks in 13 games on the season (467 passing attempts in all)...named to the watch list for the Rimington Award, which is given to the nation's top offensive lineman... earned Team Underclassmen Leadership Award...earned All-Big 12 Honorable Mention recognition from league coaches in 2008...also earned honorable mention All-Big 12 (Coaches) and Spring Team Most Improved Offensive Lineman...in 2007, made the move to center before the season, where he served as understudy for Rimington finalist Adam Spieker...an excellent student who earned second-team Academic All-Big 12 honors for his work in the classroom...redshirted in his first season in the program in 2006, working as part of the practice squad...one of the most highly-coveted high school prospects in the state of Missouri who was an early commitment to Mizzou, the summer prior to his junior season...ranked as the No. 4 overall prospect in the state of Missouri by Rivals, and as the No. 23 offensive guard prospect in the nation...majored in history.

**PERSONAL:** Earned numerous All-State, all-conference and all-district honors during his career at Pettis County Northwest High School in Hughesville, Mo...excellent all-around athlete who was a four-year letter winner in basketball and a two-year letterman in baseball, in addition to his exploits on the gridiron...also earned 1st-Team all-conference and all-district honors in basketball, as well...parents are Jeff and Becky Barnes...participated in numerous community events, including the Taste of the NFL, Urban League Turkey Distribution and Rams ReciPEs...married to Lindsay with two children: Madeline and son Jackson and a dog, Oscar.

**BARNES' Games Played Stats:** RAMS 2015 (7/7), 2014 (14/0), RAMS 2013 (16/4), 2012 (15/0). **TOTAL: (52/11).**





# 26 | MARK BARRON

Position:	Safety
Ht./Wt.:	6-2/213
Birth Date:	10/27/89
College:	Alabama
Hometown:	Mobile, Ala.
Experience:	4th year (2nd Rams)
Acquired:	T(TB)-'14

Career GP/GS (Playoffs): 53/42 (0/0)



**TRANSACTIONS:** Acquired by the St. Louis Rams via trade in exchange for undisclosed draft picks (10/29/14)...originally selected by the Tampa Bay Buccaneers in the first round of the 2012 draft (7th overall).

**PRO:** Fourth-year pro...appeared in nine games and started two for the Rams in 2014...started all 37 games he has played in with the Bucs, totaled 225 tackles, 19 passes defended, three interceptions, one forced fumble, two fumble recoveries and two sacks during his career in Tampa Bay...started in his NFL debut against Carolina (9/9/12).

**2015 SEASON: Week 8 vs. San Francisco (11/1):** Started on defense...led the team in tackles for the second-consecutive week with 11 (10 solo)...also had one pass defended...made one special teams tackle...**Week 7 vs. Cleveland (10/25):** Started at linebacker...notched a career-high 19 tackles (16 solo)...also had two forced fumbles...**Week 5 at Green Bay (10/11):** Started at linebacker...tipped a pass from Packers QB Aaron Rodgers, which was intercepted by LB James Laurinatis to end Rodgers' streak of 586 consecutive passes at Lambeau without an interception...also notched six tackles (four solo) and three passes defended...**Week 4 at Arizona (10/4):** Saw action on defense and special teams...registered five tackles (four solo)...forced a fumble on the opening kickoff, marked his second forced fumble of his career...**Week 3 vs. Pittsburgh (9/27):** Saw action on defense and special teams...sacked Steelers QB Ben Roethlisberger for a 6-yard loss...marked his fourth sack as a Ram, and his sixth career...added three solo tackles...**Week 2 at Washington (9/20):** Saw action on defense...notched six tackles (five solo)...**Week 1 vs. Seattle (9/13):** Saw action on defense and special teams...notched five tackles (three solo) and two quarterback hits.

**2014 SEASON (ST. LOUIS):** Acquired by the St. Louis Rams via trade from the Tampa Bay Buccaneers in exchange for undisclosed draft picks (10/29/14)...posted 23 tackles (16 solo), a single-season high 3.0 sacks, and one pass defended in nine games as a Ram...**at San Francisco (11/2):** Made his Rams debut...saw action on special teams...notched one special teams tackle...**at Arizona (11/9):** Saw action on defense and on special teams...tallied six tackles (four solo) and recorded his first sack as a Ram...**vs. Oakland (11/30):** Recorded his first start as a Ram at cornerback...recorded four tackles (two solo)...posted one pass defended...**at Washington (12/7):** Saw action on defense and on special teams...notched three tackles (two solo) and 1.0 sack...tallied one special teams tackle...**at Seattle (12/28):** Saw action on defense and on special teams...notched 1.0 sack...

**2014 SEASON (TAMPA BAY):** Started seven-of-seven games with the Bucs...made 48 tackles (34 solo)...**vs. Baltimore (10/12):** Posted seven tackles...**at New Orleans (10/5):** Recorded nine tackles and tied a career-high with two passes defended...**at Pittsburgh (9/28):** Notched seven tackles...**at Atlanta (9/18):** Tallied seven tackles and one fumble recovery...**vs. St. Louis (9/14):** Registered eight tackles and one pass defended...**vs. Carolina (9/7):** Recorded seven tackles.

**2013 SEASON:** One of three defensive backs and 22 NFL players with 85-plus tackles, 2-plus interceptions and 2-plus sacks...ranked third on the Bucs with 88 tackles, including three for loss, two sacks, two interceptions, six passes defended and one fumble recovery...his two sacks were the most by a Buccaneers safety since Dexter Jackson recorded 2.5 in 2001...**vs. New Orleans (9/15):** Recorded a career-high 13 tackles, including one for loss, first career half-sack and a pass defended...**at New England (9/22):** Led team with 11 tackles and added an interception and half-sack...**at Seattle (11/3):** Led team with 11 (10 solo) tackles and an interception

**COLLEGE:** One of four Alabama players to be selected in the first round of the 2012 Draft, tying a school record set in 2011...second safety in Alabama football history to be selected in the first round, joining George Teague (29th overall in 1993)...two-time team captain that started 39-of-53 games played (2008-11), including every game he played in his sophomore, junior and senior seasons...recorded 237 career tackles to go with 12 interceptions, 22 passes defended, 13 tackles for loss, 5.0 sacks, seven quarterback pressures, one forced fumble and one fumble recovery...his 12 interceptions rank tied for the eighth-most in school history...two-time first-team All-American...three-time All-SEC Selection...as a senior, started all 13 games at safety, ranking second on the team with 68 tackles to go with two interceptions, one sack, five tackles for loss and one fumble recovery...led defense that finished ranked first nationally in total defense (183.6 ypg), scoring defense (8.2 ppg), rushing defense (72.2 ypg), pass efficiency defense (83.7) and pass defense (111.5), just the second defense (1986 Oklahoma) to ever accomplish that feat...named Alabama Defensive Player of the Week seven times by coaches...unanimous first-team All-American (AFCA, Associated Press, FWAA, Walter Camp, Sporting News, ESPN.com, SI.com, Rivals.com and Pro Football Weekly)...finalist for both the Jim Thorpe Award (Top Defensive Back) and Chuck Bednarik Award (Top Defensive Player)...started all 12 games he played at safety as a junior, leading the team with 75 tackles, including 54 solo...semifinalist for the Thorpe Award and a quarterfinalist for the Lott Trophy (Defensive IMPACT Player of the Year)...First-team FWAA All-American...First-team All-SEC selection by league coaches and the Associated Press...six-time Alabama Defensive Player of the Week by coaching staff...as a sophomore, started

all 14 games of the season at safety, ranking eighth nationally and first in the SEC with seven interceptions and second on the team with 76 tackles...seven interceptions tied for fourth-most in single season in team history...led the SEC – along with teammate Marquis Johnson – and ranked sixth nationally in passes defended with 18...first-team All-SEC selection and a third-team All-American by the Associated Press.

**PERSONAL:** Attended St. Paul's Episcopal High School (Mobile, Alabama)...SuperPrep and Scout.com regarded him as the eighth-best player in the state of Alabama, as he earned a five-star prospect ranking and was named first-team All-American by Scout.com during his senior campaign...during his senior season, he rushed for 1,094 yards on 122 carries with 15 touchdowns, and closed out his career when he was named the MVP of the 2007 Class 5A state championship game...had 785 yards rushing as a junior on 78 carries and added 368 receiving yards on 23 catches, scoring a total of 12 touchdowns...in addition to playing football, Barron also competed in track and field, where he won multiple Class 5A individual state titles in events ranging from shot put to long jump during the 2008 season...son of Mark Sellers and Michelle Barron...born Mark Barron on October 27, 1989, in Mobile, Alabama...attended the Buccaneers' 2013 Draft Party, presented by Miller Lite, greeting fans and signing autographs...participated in the annual "Chalk Talk with the Buccaneers" chamber of commerce luncheon in September 2012, greeting fans and speaking on the excitement for the 2012 season...in June 2012, visited MacDill Air Force Base to tour a hurricane aircraft, witness a military dog training session, and thank civilian workers and active duty military for their service...along with the 2012 rookie class, visited St. Joseph's Children's Hospital to greet patients recovering from injury and illness...majored in consumer affairs.

## MARK BARRON NFL STATISTICS

### REGULAR SEASON

Year	Team	G/S	Tackles			Asst	Sk	Yds	Interceptions				Fumbles			Yds
			Total	Solo					Int	Yds	Lg	TD	PD	FF	FR	
2012	Tampa Bay	16/16	89	72	17	0.0	0.0	1	12	12	0	10	1	0	0	
2013	Tampa Bay	14/14	88	70	18	2.0	9.5	2	0	0	0	6	0	1	0	
2014	Tampa Bay	7/7	48	34	14	0.0	0.0	0	0	0	0	3	0	1	8	
2014	RAMS	9/2	23	16	7	3.0	16.0	0	0	0	0	1	0	0	0	
2015	RAMS	7/3	55	45	10	1.0	5.0	0	0	0	0	4	2	0	0	
Total		53/42	303	237	66	6.0	30.5	3	12	12	0	24	3	2	8	

**ADDITIONAL CAREER STATISTICS:** Special Teams Tackles: RAMS 2015 (2), 2014 (5), Bucs 2014 (1). Forced one fumble on special teams on kickoff (at Arizona, 10/4/15).

### SINGLE GAME HIGHS

Tackles: 19, vs. Cleveland (10/25/15)  
 Passes Defensed: 2, many times, last at New Orleans (10/5/14)  
 Interceptions: 1, three times, last at Seattle (11/3/13)  
 Sacks: 1.0, many times, last vs. Pittsburgh (9/27/15)

## MARK BARRON GAME-BY-GAME STATISTICS

### 2015 ST. LOUIS RAMS

Game	W/L	P/S	T	S	A	Sk	Yds	Int	Yds	Lg	TD	PD	FF	FR	Yds
SEA 9/13	W	1/0	5	3	2	0.0	0	0	0	0	0	0	0	0	0
@WASH 9/20	L	1/0	6	5	1	0.0	0	0	0	0	0	0	0	0	0
PIT 9/27	L	1/0	3	3	0	1.0	5.0	0	0	0	0	0	0	0	0
@ARIZ 10/4	W	1/0	5	4	1	0.0	0	0	0	0	0	0	0	0	0
@GB 10/11	L	1/1	6	4	2	0.0	0	0	0	0	0	3	0	0	0
CLEV 10/25	W	1/1	19	16	3	0.0	0	0	0	0	0	0	2	0	0
SF 11/1	W	1/1	11	10	1	0.0	0	0	0	0	0	1	0	0	0
@MINN 11/8	0/0	0/0	0	0	0	0.0	0	0	0	0	0	0	0	0	0
CHI 11/15	0/0	0/0	0	0	0	0.0	0	0	0	0	0	0	0	0	0
@BAL 11/22	0/0	0/0	0	0	0	0.0	0	0	0	0	0	0	0	0	0
@CIN 11/29	0/0	0/0	0	0	0	0.0	0	0	0	0	0	0	0	0	0
ARIZ 12/6	0/0	0/0	0	0	0	0.0	0	0	0	0	0	0	0	0	0
DET 12/13	0/0	0/0	0	0	0	0.0	0	0	0	0	0	0	0	0	0
TAMPA 12/17	0/0	0/0	0	0	0	0.0	0	0	0	0	0	0	0	0	0
@SEA 12/27	0/0	0/0	0	0	0	0.0	0	0	0	0	0	0	0	0	0
@SF 1/3/16	0/0	0/0	0	0	0	0.0	0	0	0	0	0	0	0	0	0
TOTAL	4-3	7/3	55	45	10	1.0	5.0	0	0	0	0	4	2	0	0

### 2014 ST. LOUIS RAMS

Game	W/L	P/S	T	S	A	Sk	Yds	Int	Yds	Lg	TD	PD	FF	FR	Yds
MIN 9/7															
@TB 9/14															
DAL 9/21															
PHI 10/5															
SF 10/13															
SEA 10/19															
@KC 10/26															
@SF 11/2	W	1/0	0	0	0	0.0	0	0	0	0	0	0	0	0	0
@ARI 11/9	L	1/0	6	4	2	1.0	7	0	0	0	0	0	0	0	0
DEN 11/16	W	1/0	1	1	0	0.0	0	0	0	0	0	0	0	0	0
@SD 11/23	L	1/0	2	1	1	0.0	0	0	0	0	0	0	0	0	0
OAK 11/30	W	1/1	4	2	2	0.0	0	0	0	0	0	1	0	0	0
@WAS 12/7	W	1/0	3	2	1	1.0	7	0	0	0	0	0	0	0	0
ARI 12/11	L	1/0	2	1	1	0.0	0	0	0	0	0	0	0	0	0
NYG 12/21	L	1/1	5	5	0	0.0	0	0	0	0	0	0	0	0	0
@SEA 12/28	L	1/0	0	0	0	1.0	2	0	0	0	0	0	0	0	0
TOTAL	4-5	9/2	23	16	7	3.0	16	0	0	0	0	1	0	0	0

### 2014 TAMPA BAY BUCCANEERS

Game	W/L	P/S	T	S	A	Sk	Yds	Int	Yds	Lg	TD	PD	FF	FR	Yds
CAR 9/7	L	1/1	7	5	2	0.0	0	0	0	0	0	0	0	0	0
STL 9/14	L	1/1	8	6	2	0.0	0	0	0	0	0	1	0	0	0
@ATL 9/18	L	1/1	7	6	1	0.0	0	0	0	0	0	0	0	1	8
@PIT 9/28	W	1/1	7	5	2	0.0	0	0	0	0	0	0	0	0	0
@NO 10/5	L	1/1	9	6	3	0.0	0	0	0	0	0	2	0	0	0
BAL 10/12	L	1/1	7	4	3	0.0	0	0	0	0	0	0	0	0	0
MIN 10/26	L	1/1	3	2	1	0.0	0	0	0	0	0	0	0	0	0
TOTAL	1-6	7/7	48	34	14	0.0	0	0	0	0	0	3	0	1	8

# MARK BARRON GAME-BY-GAME STATISTICS

2013 TAMPA BAY BUCCANEERS															
Game	W/L	P/S	T	S	A	Sk	Yds	Int	Yds	Lg	TD	PD	FF	FR Yds	
@NYJ 9/8	L	1/1	4	3	1	0.0	0	0	0	0	0	0	0	0	
NO 9/15	L	1/1	13	10	3	0.5	4	0	0	0	0	1	0	0	
@NE 9/22	L	1/1	11	8	3	0.5	4.5	1	0	0	0	1	0	0	
ARI 9/26	L	1/1	2	1	1	0.0	0	0	0	0	0	0	0	0	
PHI 10/13	L	1/1	5	4	1	0.0	0	0	0	0	0	0	0	0	
@ATL 10/20	L	1/1	2	1	1	0.0	0	0	0	0	0	0	0	0	
CAR 10/24	L	1/1	7	6	1	0.0	0	0	0	0	0	0	0	0	
@SEA 11/3	L	1/1	11	10	1	0.0	0	1	0	0	0	2	0	0	
MIA 11/11	W	1/1	5	5	0	0.0	0	0	0	0	0	0	0	0	
ATL 11/17	W	1/1	5	5	0	0.0	0	0	0	0	0	1	0	1	
@DET 11/24	W	1/1	7	6	1	0.0	0	0	0	0	0	0	0	0	
@CAR 12/1	L	1/1	10	5	5	0.0	0	0	0	0	0	0	0	0	
BUF 12/8	W	1/1	4	4	0	1.0	1	0	0	0	0	0	0	0	
SF 12/15	L	1/1	2	2	0	0.0	0	0	0	0	0	1	0	0	
@STL 12/22							Inactive								
@NO 12/29							Inactive								
TOTAL		4-12	14/14	88	70	18	2.0	9.5	2	0	0	6	0	1	0

2012 TAMPA BAY BUCCANEERS															
Game	W/L	P/S	T	S	A	Sk	Yds	Int	Yds	Lg	TD	PD	FF	FR Yds	
CAR 9/9	W	1/1	3	3	0	0.0	0	0	0	0	0	2	0	0	
@NYG 9/14	L	1/1	10	6	4	0.0	0	0	0	0	0	2	0	0	
@DAL 9/23	L	1/1	6	6	0	0.0	0	0	0	0	0	1	0	0	
WAS 10/30	L	1/1	8	7	1	0.0	0	0	0	0	0	0	1	0	
KC 10/14	W	1/1	8	6	2	0.0	0	1	12	12	0	1	0	0	
NO 10/21	L	1/1	7	6	1	0.0	0	0	0	0	0	1	0	0	
@MIN 10/25	W	1/1	2	1	1	0.0	0	0	0	0	0	0	0	0	
@OAK 11/4	W	1/1	4	2	2	0.0	0	0	0	0	0	0	0	0	
SD 11/11	W	1/1	6	6	0	0.0	0	0	0	0	0	1	0	0	
@CAR 11/18	W	1/1	3	3	0	0.0	0	0	0	0	0	0	0	0	
ATL 11/25	L	1/1	5	4	1	0.0	0	0	0	0	0	0	0	0	
@DEN 12/2	L	1/1	4	3	1	0.0	0	0	0	0	0	0	0	0	
PHI 12/9	L	1/1	3	2	1	0.0	0	0	0	0	0	0	0	0	
@NO 12/16	L	1/1	10	8	2	0.0	0	0	0	0	0	1	0	0	
STL 12/23	L	1/1	8	7	1	0.0	0	0	0	0	0	0	0	0	
@ATL 12/30	W	1/1	2	2	0	0.0	0	0	0	0	0	1	0	0	
TOTAL		7-9	16/16	89	72	17	0.0	0	1	12	12	0	10	1	0



# 53 | DAREN BATES

**Position:** Linebacker  
**Ht./Wt.:** 5-11/225  
**Birth Date:** 11/27/90  
**College:** Auburn  
**Hometown:** Olive Branch, Miss.  
**Experience:** 3rd year (3rd Rams)  
**Acquired:** FA-2013

**Career GP/GS (Playoffs):** 35/0 (0/0)



**TRANSACTIONS:** Signed with the Rams as an undrafted rookie free agent (4/30/13).

**PRO:** Third-year pro has played in 35 games...key contributor on special teams has posted 14 tackles and one blocked field goal.

**2015 SEASON: Week 8 vs. San Francisco (11/1):** Saw action on defense and special teams...made one special teams tackle...

**Week 7 vs. Cleveland (10/25):** Saw action on special teams...**Week 5 at Green Bay (10/11):** Saw action on defense and special teams...made one solo tackle...**Week 4 at Arizona (10/4):** Saw action on special teams and defense...recorded two solo tackles...also made one special teams tackle...**Week 3 vs. Pittsburgh (9/27):** Saw action on special teams...**Week 2 at Washington (9/20):** Saw action on special teams...**Week 1 vs. Seattle (9/13):** Declared inactive.

**2014 SEASON:** Appeared in 16 games on special teams, posted one assisted tackle and 10 special teams tackles...**vs. San Francisco (10/13):** Saw action on defense and special teams...notched one tackle...recorded two special teams tackles...**at Washington (12/7):** Saw action on defense and special teams...notched two special teams tackles...tackled P Tress Way short of a fourth-down conversion on a fake punt...**vs. New York Giants (12/21):** Saw action on special teams...blocked a K Josh Brown field goal.

**2013 SEASON:** Played in 15 games, saw most action on special teams...finished with four special teams tackles...**vs. Arizona (9/8):** Saw first NFL action on special teams...made one tackle...**vs. Jacksonville (10/6):** Saw action on special teams...made two tackles...**at Houston (10/13):** Tallied an 11-yard touchdown on a kickoff return after S Rodney McLeod forced KR Keshawn Martin to fumble...his first NFL touchdown.

**COLLEGE:** Played in 49 games at Auburn...led Tigers with 94 tackles as a senior and was named third-team All-SEC...his 316 career tackles rank 12th in school history...recovered a fumble against New Mexico State and returned it 62 yards for a touchdown...played safety as a freshman before moving to linebacker.

**PERSONAL:** MHSAA All-Region 1 Class 5A team as a senior at Olive Branch High School...selected for the Commercial Appeal Shelby Metro All-Suburban team...majored in philosophy...participated in numerous community events, including Taste of the NFL, Urban League Turkey Distribution, Special Olympics Polar Plunge, Defensive Line Paintball Tournament to benefit St. Patrick Center and the All-Community Team Ticket Program - Bates Bashers.

## DAREN BATES NFL STATISTICS

REGULAR SEASON															
Year	Team	G/S	Tackles					Interceptions				Fumbles			
			Total	Solo	Asst	Sk	Yds	Int	Yds	Lg	TD	PD	FF	FR	Yds
2013	RAMS	15/0	0	0	0	0.0	0.0	0	0	0	0	0	0	0	0
2014	RAMS	14/0	1	0	1	0.0	0.0	0	0	0	0	0	0	0	0
2015	RAMS	6/0	3	3	0	0.0	0.0	0	0	0	0	0	0	0	0
Total		35/0	4	3	1	0.0	0.0	0	0	0	0	0	0	0	0

**ADDITIONAL CAREER STATISTICS:** Special Teams Tackles: 2015 (2), 2014 (10), 2013 (4). Blocked a Giants K Josh Brown FG (12/21/14).







# 18 | KENNY BRITT

Position:	Wide Receiver
Ht./Wt.:	6-3/223
Birth Date:	9/18/88
College:	Rutgers
Hometown:	Bayonne, N.J.
Experience:	7th year(2nd Rams)
Acquired:	UFA(TEN)-2014

Career GP/GS (Playoffs): 80/50 (0/0)



**TRANSACTIONS:** Signed contract extension with St. Louis (3/18/15)...signed with the Rams (4/1/14)...selected by the Tennessee Titans in the first round (30th overall) of the 2009 NFL Draft.

**PRO:** Seven-year NFL veteran, completed his first as a Ram in 2014...notched a career-high 48 catches in 2014...in Britt's first two seasons (2009–2010), he led the Titans with a total of 1,476 receiving yards and tied for the team lead with 12 touchdown receptions...in that period of time, he ranked sixth in the NFL with a 17.6-yard receiving average. He began his third season on a torrid pace, catching 17 passes for 289 yards and three touchdowns before tearing his right ACL and MCL in the team's fourth game...in the first two games of 2011, Britt's 271 combined receiving yards ranked second in franchise history through the first two weeks of the season, trailing only Charley Hennigan's 347 in 1962...with 701 receiving yards as a rookie and 775 yards in 2010, Britt became the first Titans/Oilers player since Chris Sanders (1995–1996) to lead the squad in receiving yards in each of his first two seasons...recorded one of the best receiving games in Titans' franchise annals against the Eagles on Oct. 24, 2010, when he caught seven passes for 225 yards and three touchdowns...his yardage total ranked fifth in team history...in 2009, his rookie receiving yardage total (701 yards) ranked fifth in franchise rookie history and was the highest by a Titans rookie receiver since Chris Sanders' 823 yards in 1995.

**2015 SEASON: Week 8 vs. San Francisco (11/1):** Started at wide receiver...**Week 7 vs. Cleveland (10/25):** Started at wide receiver...hauled in a 41-yard reception to the Browns' 1-yard line, marked his longest reception of the season and set-up a RB Todd Gurley touchdown on the next play...**Week 5 at Green Bay (10/11):** Started at wide receiver...**Week 4 at Arizona (10/4):** Started at wide receiver...**Week 3 vs. Pittsburgh (9/27):** Started at receiver...registered his first 100-yard receiving game of the season, hauling in seven passes for 102 yards...marked his third 100-yard receiving game as a Ram and was his second-highest total in catches as a Ram...**Week 2 at Washington (9/20):** Started at wide receiver...hauled in a 40-yard touchdown reception from QB Nick Foles...marked his second longest touchdown reception as a Ram...**Week 1 vs. Seattle (9/13):** Started at wide receiver...caught two passes for 37 yards, including a long of 21 yards.

**2014 SEASON:** Collected a career-high 48 catches for 748 yards and three touchdowns...**vs. New York Giants (12/21):** Started at wide receiver...led the team in receptions with nine and 103 yards...his nine catches was his season high...the last time he posted nine catches was when he was a member of the Titans vs. Baltimore (9/18/11)...marked his second 100-yard receiving performance as a Ram...**vs. Arizona (12/11):** Started at wide receiver...recorded five receptions for 65 yards...**vs. Denver (11/16):** Started at wide receiver...hauled in four passes for 128 yards, his best as a Ram... marked the first 100-yard receiver for the Rams...his 63-yard touchdown pass was the longest reception by a Ram in 2014...**at San Francisco (11/2):** Started at wide receiver...hauled in two passes for 32 yards and one touchdown...**at Philadelphia (10/5):** Saw action at wide receiver...hauled in three catches for 68 yards...caught his first touchdown as a Ram in the fourth quarter on a 30-yard pass from QB Austin Davis...**vs. Dallas (9/21):** Saw action at wide receiver...notched five catches for 69 yards...had one rush for 2 yards...**at Tampa Bay (9/14):** Saw action at wide receiver...made his first catch as a Ram for 17 yards...had one rush for 12 yards.

**2013 SEASON:** Played in 12 games with three starts at wide receiver and caught 11 passes for 96 yards...**at Pittsburgh (9/8):** Started at wide receiver and caught one pass for 15 yards...**at Houston (9/15):** Started at wide receiver and hauled in four receptions for 28 yards.

**2012 SEASON:** Appeared in 14 games with 11 starts and tied for the team lead with four receiving touchdowns...ranked third on the team with 45 receptions and 589 receiving yards...led or tied for the team lead in receptions four times in 2012 (vs. CHI, at MIA, at IND, vs. JAX)...led the team in receiving yards four times in 2012 (vs. CHI, at MIA, at IND, at GB)...**vs. Detroit (9/23):** Started at wide receiver and snared six receptions for 55 yards...converted a third-and-three in the first quarter with a 17-yard grab on the left sideline...**vs. Pittsburgh (10/11):** Saw action as a reserve at wide receiver and caught four passes for 62 yards with a touchdown...kept the Titans' first scoring drive alive with a 15-yard catch on third-and-three in the opening stanza...tied the game at 23-23 with a five-yard touchdown catch with 4:19 left to play in the fourth quarter...**vs. Houston (12/2):** Started at wide receiver and notched two receptions for 40 yards and a touchdown...hauled in a 34-yard touchdown strike from Jake Locker...**at Indianapolis (12/9):** Started at wide receiver and led the team with eight receptions and 143 receiving yards.

**2011 SEASON:** Started the first three games at wide receiver and registered 17 receptions for 289 yards and three touchdowns... was placed on injured reserve on Sept. 28, 2011 after suffering a season-ending knee injury against Denver (9/25/11)...his 271 receiving yards over the first two weeks of the season were the second most in franchise history through first two weeks, behind only Charley Hennigan, who had 347 in 1962...**at Jacksonville (9/11):** Started at wide receiver and led the team with 136 receiv-



ing yards on five receptions, including two touchdowns catches...hauled in a shovel pass from Matt Hasselbeck and raced 80 yards for a touchdown in the third quarter...**vs. Baltimore (9/18)**: Started at wide receiver and snared a career-best nine receptions for 135 yards with a touchdown.

**2010 SEASON**: Appeared in 12 games with six starts at wide receiver...finished second on the team with 42 receptions and led the squad with 775 receiving yards and nine receiving touchdowns...placed seventh in the NFL with an 18.5-yard receiving average...led or tied for the team lead in receptions four times in 2010 (vs. PIT, at DAL, vs. PHI, vs. HST)...led the team in receiving yards four times in 2010 (at DAL, vs. PHI, vs. HST, at IND)...a right hamstring injury suffered at San Diego (10/31) caused him to miss four games...**vs. Philadelphia (10/24)**: Led the team and tied a career high with seven receptions for a career-best 225 yards and three touchdowns...the 225 receiving yards were the fifth most in franchise history and the most since Drew Bennett amassed 233 yards against Kansas City (12/13/04)...hauled in a 26-yard touchdown catch in the corner of the end zone...notched a 34-yard reception down the left sideline...**vs. Houston (12/19)**: Led the team with six receptions and 128 receiving yards...kickstarted the Titans' second touchdown drive with a 59-yard reception off a deflected pass in the first quarter.

**2009 SEASON**: In his rookie season, led the team with 701 receiving yards and finished fourth on the squad with 42 receptions...was one of two Titans rookies in 2009 to play in all 16 games, recording six starts...ranked fifth in franchise rookie history in receiving yards and produced the highest receiving yardage total by a Titans rookie receiver since Chris Sanders' 823 yards in 1995...tied for sixth in team annals in receptions by a rookie...ranked eighth in the NFL with a 16.7-yard receiving average...led the team in receiving yards six times (at PIT, at NYJ, at JAX, at HST, vs. ARI, vs. STL), and led or tied for the team lead in receptions four times (at NYJ, at JAX, at HST, vs. ARI). Registered two 100-yard receiving games (at JAX, vs. ARI)...**vs. Arizona (11/29)**: Tied a career-best with seven receptions for a career-high 128 yards, including the game-winning score in the Titans' 20-17 come-from-behind victory...hauled in a 51-yard catch in the fourth quarter...registered a 10-yard touchdown catch in the back of the end zone on fourth-and-goal with no time remaining in the game.

**COLLEGE**: In a three-year career at Rutgers University (34 games, 31 starts), set a Big East Conference record with 3,043 receiving yards. He additionally became Rutgers' all-time leader in career touchdown receptions (17, tied with Chris Brantley), consecutive 100-yard receiving game (five in 2008), career 100-yard receiving games (14), single-season receiving yards (1,371 in 2008) and single-season receptions (87 in 2008). His 178 career receptions ranked third in Rutgers history and fourth in Big East history. Britt's 14 career 100-yard games set a school record and tied former Pittsburgh wide receiver Larry Fitzgerald's conference record...as a junior (2008), named Associated Press third-team all-American, all-Big East first-team selection and unanimous all-conference media selection. Ranked second in nation in receiving yards per game (114.2) and eighth in nation in receptions per contest (7.4). Led Big East and tied Rutgers records with 87 total receptions and 1,371 receiving yards. Recorded eight 100-yard games, including school-record five consecutive 100-yard efforts...as a sophomore (2007), was second-team all-Big East selection after finishing second on team with 62 receptions for then-school-record (broke in 2008) 1,232 yards, an average of 19.9 yards per catch. Scored eight touchdowns...as a freshman (2006), played nine games, including starts in six of final seven contests, and totaled 29 receptions for 440 yards and two touchdowns. Totaled nine plays of 20 yards or longer.

**PERSONAL**: Married to Sabrina and splits time between Nashville and Bayonne, N.J., with his son, Aiden, and his daughter, Ava...at Bayonne (N.J.) High School, earned first-team all-Hudson County honors from Hudson County Interscholastic Athletic Association, the *Star-Ledger* and *Jersey Journal*. Named fifth-best overall talent in New Jersey by Rivals.com after producing 24 receptions for 462 yards and six touchdowns...also participated in track and finished second in state in 50m-dash as senior...list of favorites: (movie) "The Bourne Ultimatum"; (TV shows) "Family Guy," "Bernie Mac" and "The Simpsons"; (music artist) Albee Al; (school subjects) math and black history; and (food) his father's lasagna...born Kenneth Lawrence Britt on Sept. 19, 1988 in Bayonne, N.J...majored in criminal justice...participated in numerous community events, including Coach Fisher & Friends Celebrity Softball game, United Way Kickoff for Charity Luncheon and the All-Community Team Ticket Program - Britt's Bombers.

## KENNY BRITT NFL STATS

### REGULAR SEASON

Year	Team	GP/S	Receiving				
			No	Yds	Avg	Lg	TD
2009	Tennessee	16/6	42	701	16.7	57	3
2010	Tennessee	12/7	42	775	18.5	80t	9
2011	Tennessee	3/3	17	289	17.0	80t	3
2012	Tennessee	14/11	45	589	13.1	46	4
2013	Tennessee	12/3	11	96	8.7	15	0
2014	RAMS	16/13	48	748	15.6	63t	3
2015	RAMS	7/7	12	224	18.6	41	0
<b>Totals</b>		<b>80/50</b>	<b>217</b>	<b>3,422</b>	<b>15.8</b>	<b>80t</b>	<b>22</b>

**ADDITIONAL CAREER STATISTICS**: Tackles: 2010 (2), 2011 (1), 2012 (3). Two-point conversions: Pass from Titans QB Kerry Collins vs. Pittsburgh (9/19/10), Pass from Matt Hasselbeck vs. Chicago (11/4/12). Rushed for 12 yards at Tampa Bay (9/14/14). Rushed for 2 yards vs. Dallas (9/21/14).

### SINGLE GAME HIGHS

Receptions – 9, twice, last vs. New York Giants (12/21/14)  
 Yards – 225, vs. Philadelphia (10/24/10)  
 Long – 80t, twice, last at Jacksonville (9/11/11)  
 Touchdowns – 3, vs. Philadelphia (10/24/10)

# KENNY BRITT GAME-BY-GAME STATISTICS

2015 ST. LOUIS RAMS												
Game	W/L	G/S	Receiving			Lg	TD	Rushing			Lg	TD
			No	Yds	Avg			Att	Yds	Avg		
SEA 9/13	W	1/1	2	37	18.5	21	0	0	0	0.0	0	0
@WASH 9/20	L	1/1	2	44	22.0	40t	1	0	0	0.0	0	0
PIT 9/27	L	1/1	7	102	14.6	26	0	0	0	0.0	0	0
@ARIZ 10/4	W	1/1	0	0	0.0	0	0	0	0	0.0	0	0
@GB 10/11	L	1/1	0	0	0.0	0	0	0	0	0.0	0	0
CLEV 10/25	W	1/1	1	41	41.0	41	0	0	0	0.0	0	0
SF 11/1	W	1/1	0	0	0.0	0	0	0	0	0.0	0	0
@MINN 11/8	0/0	0/0	0	0	0.0	0	0	0	0	0.0	0	0
CHI 11/15	0/0	0/0	0	0	0.0	0	0	0	0	0.0	0	0
@BAL 11/22	0/0	0/0	0	0	0.0	0	0	0	0	0.0	0	0
@CIN 11/29	0/0	0/0	0	0	0.0	0	0	0	0	0.0	0	0
ARIZ 12/6	0/0	0/0	0	0	0.0	0	0	0	0	0.0	0	0
DET 12/13	0/0	0/0	0	0	0.0	0	0	0	0	0.0	0	0
TAMPA 12/17	0/0	0/0	0	0	0.0	0	0	0	0	0.0	0	0
@SEA 12/27	0/0	0/0	0	0	0.0	0	0	0	0	0.0	0	0
@SF 1/3/16	0/0	0/0	0	0	0.0	0	0	0	0	0.0	0	0
<b>TOTAL</b>	<b>4-3</b>	<b>7/7</b>	<b>12</b>	<b>224</b>	<b>18.6</b>	<b>41</b>	<b>1</b>	<b>0</b>	<b>0</b>	<b>0.0</b>	<b>0</b>	<b>0</b>

2014 ST. LOUIS RAMS												
Game	W/L	G/S	Receiving			Lg	TD	Rushing			Lg	TD
			No	Yds	Avg			Att	Yds	Avg		
MIN 9/7	L	1/1	0	0	0.0	0	0	0	0	0.0	0	0
@TB 9/14	W	1/0	1	17	17.0	17	0	1	12	12.0	12	0
DAL 9/21	L	1/0	5	69	13.8	38	0	1	2	2.0	2	0
PHI 10/5	L	1/0	3	68	22.7	32	1	0	0	0.0	0	0
SF 10/13	L	1/1	3	39	13.0	18	0	0	0	0.0	0	0
SEA 10/19	W	1/1	2	4	2.0	6	0	0	0	0.0	0	0
@KC 10/26	L	1/1	2	52	26.0	43	0	0	0	0.0	0	0
@SF 11/2	W	1/1	2	32	16.0	21t	1	0	0	0.0	0	0
@ARI 11/9	L	1/1	3	31	10.3	14	0	0	0	0.0	0	0
DEN 11/16	W	1/1	4	128	32.0	63t	1	0	0	0.0	0	0
@SD 11/23	L	1/1	2	37	18.5	27	0	0	0	0.0	0	0
OAK 11/30	W	1/1	1	13	13.0	13	0	0	0	0.0	0	0
@WAS 12/7	W	1/1	2	52	26.0	41	0	0	0	0.0	0	0
ARI 12/11	L	1/1	5	65	13.0	22	0	0	0	0.0	0	0
NYG 12/21	L	1/1	9	103	11.4	27	0	0	0	0.0	0	0
@SEA 12/28	L	1/1	4	38	9.5	0	0	0	0	0.0	0	0
<b>TOTAL</b>	<b>6-10</b>	<b>16/13</b>	<b>48</b>	<b>748</b>	<b>15.6</b>	<b>63t</b>	<b>3</b>	<b>2</b>	<b>14</b>	<b>7.0</b>	<b>12</b>	<b>0</b>

2013 Tennesse Titans												
Game	W/L	G/S	Receiving			Lg	TD	Rushing			Lg	TD
			No	Yds	Avg			Att	Yds	Avg		
@PIT 9/8	W	1/1	1	15	15.0	15	0	0	0	0.0	0	0
@HOU 9/15	L	1/1	4	28	7.0	9	0	0	0	0.0	0	0
SD 9/22	W	1/1	0	0	0.0	0	0	0	0	0.0	0	0
KC 10/6	L	1/0	1	9	9.0	9	0	0	0	0.0	0	0
@SEA 10/13	L	1/0	1	7	7.0	7	0	0	0	0.0	0	0
SF 10/20	L	1/0	1	8	8.0	8	0	0	0	0.0	0	0
@STL 11/3	W	1/0	0	0	0.0	0	0	0	0	0.0	0	0
JAX 11/10	L	1/0	0	0	0.0	0	0	0	0	0.0	0	0
IND 11/14	L	1/0	0	0	0.0	0	0	0	0	0.0	0	0
@OAK 11/24	W	1/0	0	0	0.0	0	0	0	0	0.0	0	0
@IND 12/1	L	1/0	0	0	0.0	0	0	0	0	0.0	0	0
ARI 12/15	L	1/0	3	29	9.7	13	0	0	0	0.0	0	0
<b>TOTAL</b>	<b>4-8</b>	<b>12/3</b>	<b>11</b>	<b>96</b>	<b>8.7</b>	<b>15</b>	<b>0</b>	<b>0</b>	<b>0</b>	<b>0.0</b>	<b>0</b>	<b>0</b>

2012 Tennesse Titans												
Game	W/L	G/S	Receiving			Lg	TD	Rushing			Lg	TD
			No	Yds	Avg			Att	Yds	Avg		
@SD 9/16	L	1/0	1	5	5.0	5	0	0	0	0.0	0	0
DET 9/23	W	1/1	6	55	9.2	17	0	0	0	0.0	0	0
@MIN 10/7	L	1/0	2	23	11.5	17	0	0	0	0.0	0	0
PIT 10/11	W	1/0	4	62	15.5	37	1	0	0	0.0	0	0
@BUF 10/21	W	1/1	4	30	7.5	16	0	0	0	0.0	0	0
IND 10/28	L	1/1	3	34	11.3	17	0	0	0	0.0	0	0
CHI 11/4	L	1/1	5	67	13.4	23	0	0	0	0.0	0	0
@MIA 11/11	W	1/1	2	36	18.0	28	0	0	0	0.0	0	0
@JAC 11/25	L	1/1	3	25	8.3	12	1	0	0	0.0	0	0
HOU 12/2	L	1/1	2	40	20.0	34t	1	0	0	0.0	0	0
@IND 12/9	L	1/1	8	143	17.9	46	0	0	0	0.0	0	0
NYJ 12/17	W	1/1	1	7	7.0	7	0	0	0	0.0	0	0
@GB 12/23	L	1/1	2	41	20.5	39	1	0	0	0.0	0	0
JAC 12/30	W	1/1	2	21	10.5	11	0	0	0	0.0	0	0
<b>TOTAL</b>	<b>6-8</b>	<b>14/11</b>	<b>45</b>	<b>589</b>	<b>13.1</b>	<b>46</b>	<b>4</b>	<b>0</b>	<b>0</b>	<b>0.0</b>	<b>0</b>	<b>0</b>

2011 Tennesse Titans												
Game	W/L	G/S	Receiving			Lg	TD	Rushing			Lg	TD
			No	Yds	Avg			Att	Yds	Avg		
@JAC 9/11	L	1/1	5	136	27.2	80t	2	0	0	0.0	0	0
BAL 9/18	W	1/1	9	135	15.0	37	1	0	0	0.0	0	0
DEN 9/25	W	1/1	3	18	6.0	13	0	0	0	0.0	0	0
<b>TOTAL</b>	<b>2-1</b>	<b>3/3</b>	<b>17</b>	<b>289</b>	<b>17.0</b>	<b>80t</b>	<b>3</b>	<b>0</b>	<b>0</b>	<b>0.0</b>	<b>0</b>	<b>0</b>

2010 Tennesse Titans												
Game	W/L	G/S	Receiving			Lg	TD	Rushing			Lg	TD
			No	Yds	Avg			Att	Yds	Avg		
OAK 9/12	W	1/0	0	0	0.0	0	0	0	0	0.0	0	0
PIT 9/19	L	1/0	5	41	8.2	11	0	0	0	0.0	0	0
@NYG 9/26	W	1/0	2	26	13.0	13t	1	0	0	0.0	0	0
DEN 10/3	L	1/0	3	23	7.7	8t	1	0	0	0.0	0	0
@DAL 10/10	W	1/1	4	86	21.5	52	1	0	0	0.0	0	0
@JAC 10/18	W	1/1	2	33	16.5	23t	1	0	0	0.0	0	0
PHI 10/24	W	1/0	7	225	32.1	80t	3	0	0	0.0	0	0
@SD 10/31	L	1/1	0	0	0.0	0	0	0	0	0.0	0	0
IND 12/9	L	1/1	4	39	9.8	18	0	0	0	0.0	0	0
HOU 12/19	W	1/1	6	128	21.3	59	0	0	0	0.0	0	0
@KC 12/26	L	1/1	4	89	22.3	53t	1	0	0	0.0	0	0
@IND 1/2	L	1/1	5	85	17.0	22	1	0	0	0.0	0	0
<b>TOTAL</b>	<b>6-6</b>	<b>12/7</b>	<b>42</b>	<b>775</b>	<b>18.5</b>	<b>80t</b>	<b>9</b>	<b>0</b>	<b>0</b>	<b>0.0</b>	<b>0</b>	<b>0</b>

2009 Tennesse Titans												
Game	W/L	G/S	Receiving			Lg	TD	Rushing			Lg	TD
			No	Yds	Avg			Att	Yds	Avg		
@PIT 9/10	L	1/0	4	85	21.3	57	0	0	0	0.0	0	0
HOU 9/20	L	1/0	2	22	11.0	13	0	0	0	0.0	0	0
@NYJ 9/27	L	1/0	4	59	14.8	27	0	0	0	0.0	0	0
@JAC 10/4	L	1/0	7	105	15.0	42	0	0	0	0.0	0	0
IND 10/11	L	1/0	2	18	9.0	11	0	0	0	0.0	0	0
@NE 10/18	L	1/0	0	0	0.0	0	0	0	0	0.0	0	0
JAC 11/1	W	1/0	1	7	7.0	7	0	0	0	0.0	0	0
@SF 11/8	W	1/0	0	0	0.0	0	0	0	0	0.0	0	0
BUF 11/15	W	1/1	2	55	27.5	38	0	0	0	0.0	0	0
@HOU 11/23	W	1/1	4	42	10.5	16	0	0	0	0.0	0	0
ARI 11/29	W	1/1	7	128	18.3	51	1	0	0	0.0	0	0
@IND 12/6	L	1/1	3	46	15.3	25	1	0	0	0.0	0	0
STL 12/13	W	1/1	2	75	37.5	44	1	0	0	0.0	0	0
MIA 12/20	W	1/1	2	32	16.0	19	0	0	0	0.0	0	0
SD 12/25	L	1/0	1	13	13.0	13	0	0	0	0.0	0	0
@SEA 1/3	W	1/0	1	14	14.0	14	0	0	0	0.0	0	0
<b>TOTAL</b>	<b>8-8</b>	<b>16/6</b>	<b>42</b>	<b>701</b>	<b>16.7</b>	<b>57</b>	<b>3</b>	<b>0</b>	<b>0</b>	<b>0.0</b>	<b>0</b>	<b>0</b>



# 90 | MICHAEL BROCKERS

Position:	Defensive Tackle
Ht./Wt.:	6-5/326
Birth Date:	12/21/90
College:	LSU
Hometown:	Houston, Tex.
Experience:	4th year (4th Rams)
Acquired:	D1-2012 (14th)
Career GP/GS (Playoffs):	52/51 (0/0)



**TRANSACTIONS:** Selected by St. Louis in the first round (14th overall) of the 2012 NFL Draft (4/26/12).

**PRO :** Fourth-year pro has played in 52 career games with 51 starts...after his first two seasons his 9.5 sacks was the best amongst defensive linemen in the first round of the 2012 draft...named to the Pro Football Writers of America/Pro Football Weekly All-Rookie team in 2012.

**2015 SEASON: Week 8 vs. San Francisco (11/1):** Started at defensive tackle...sacked 49ers QB Colin Kaepernick for a 3-yard loss, his second sack of the season...registered six tackles (four solo)...**Week 7 vs. Cleveland (10/25):** Started at defensive tackle...recorded four tackles (three solo)...**Week 5 at Green Bay (10/11):** Started at defensive tackle...sacked Packers QB Aaron Rodgers for a 3-yard loss...also made five tackles (three solo)...**Week 4 at Arizona (10/4):** Started at defensive tackle...had two assisted tackles and two quarterback pressures...**Week 3 vs. Pittsburgh (9/27):** Started at defensive tackle...notched five tackles (four solo)...**Week 2 at Washington (9/20):** Started at defensive tackle...recorded nine tackles (six solo)...**Week 1 vs. Seattle (9/13):** Started at defensive tackle...established a new career-high in tackles with 13, good for the team lead in tackles.

**2014 SEASON:** Started 16 games...finished the season with 73 tackles (31 solo), two sacks and 14 quarterback pressures...**at San Francisco (11/2):** Tallied five tackles (four solo) and 1.0 sack, his first of the season...**at San Diego (11/23):** Tallied five tackles (two solo) and 1.0 sack...**at Seattle (12/28):** Posted a season-high 10 tackles (three solo).

**2013 SEASON:** Started 16 games at right defensive tackle...led all Rams defensive linemen with 75 tackles...finished with a career-high 5.5 sacks on the year...**vs. San Francisco (9/26):** Split a sack with DE Chris Long...made three tackles (two solo)...**vs. Jacksonville (10/6):** Sacked Jaguars QB Blaine Gabbert for a 4-yard loss...marked his first sack of the season...tallied four tackles (two solo)...also caused one fumble...**at Houston (10/13):** Recorded two sacks on Texans QB Matt Schaub...marks second consecutive game with a sack, pushes his season total to 3.5 and career to 7.5...added seven solo tackles, including three for loss...**vs. Seattle (10/28):** Tallied six tackles (one solo)...part of a defensive line that helped limit the Seahawks to just 44 rushing yards...**vs. Chicago (11/24):** Recorded two tackles (one solo)...also caused one fumble and had two quarterback pressures...**at San Francisco (12/1):** Sacked 49ers QB Colin Kaepernick...added a second sack on Kaepernick to give him four career multiple sack games...added seven tackles (two solo)...**vs. New Orleans (12/15):** Batted down a Saints K Garrett Hartley 36-yard field goal attempt...also recorded six tackles (four solo) and one hit on the quarterback...**at Seattle (12/29):** Posted a season-high 10 tackles (eight solo), including two for loss.

**2012 SEASON:** Named to Pro Football Weekly's All-Rookie Team...led all Rams defensive linemen in tackles (63) despite missing three games...also had 4.0 sacks and 13 quarterback pressures during rookie season...**vs. Seattle (9/30):** Saw his first NFL action, starting at right defensive tackle...recorded two assisted tackles...**vs. Green Bay (10/21):** Started at right defensive tackle...sacked Packers' QB Aaron Rodgers for a loss of four yards, his first career sack...notched a season-high seven tackles (four solo)...**vs. New England (10/28):** Saw action on defense...tallied two assisted tackles, a pass defended and three quarterback pressures...**at San Francisco (11/11):** Started at right defensive tackle...split a sack on 49ers QB Alex Smith with DE Robert Quinn for a two-yard loss...notched a solo sack on Smith to give him 1.5 on the day and 2.5 on the season...also made five tackles (three solo), one quarterback pressure and one hit on the quarterback...**vs. San Francisco (12/2):** Started at right defensive tackle...notched a season-high among Rams defensive linemen in tackles with 11 (five solo), including one for loss...**at Buffalo (12/9):** Started at right defensive tackle... split a sack on Buffalo QB Ryan Fitzpatrick on the first drive of the game... tallied a solo sack for a loss of six yards to push his season total to 4.0...forced a RB Fred Jackson fumble, which was recovered by LB James Laurinaitis and returned four yards...marks the first forced fumble of his career...also made six tackles (five solo), including one for loss...added two quarterback pressures and two quarterback hits...**vs. Minnesota (12/16):** Started at right defensive tackle...recorded seven tackles (two solo)...**at Tampa Bay (12/23):** Started at right defensive tackle...tallied five tackles (one solo)...also tipped one pass that was intercepted by DE Eugene Sims.

**COLLEGE:** Earned Associated Press second-team All-Southeastern Conference honors...in two seasons at Louisiana State, Brockers appeared in 27 games, starting 15 contests at left defensive tackle...credited with 79 tackles (34 solo), two sacks (16 yards), 11 stops for loss (33 yards) and five quarterback pressures...caused two fumbles, blocked one kick, intercepted one pass and deflected three others.

**PERSONAL:** Attended Chavez High School in Houston, Texas, playing football for Lobos head coach Mike Jackson...a dominating defensive end that was considered among the top prospects in the state of Texas for the Class of 2009...was rated the 10th defensive end in the country and 23rd prospect in the state of Texas by Rivals.com...Scout.com regarded him as the nation's 16th

defensive end, with both recruiting services giving him a four-star rating...added Super Prep All-American honors while leading the Lobos to the first round of the Texas Class 5A state playoffs in 2008, as he also earned first-team All-Region and All-State honors as a senior...had previously established himself as one of the state's up-and-coming defenders after finishing his junior season with 59 tackles and 10 sacks in 2007...blocked one punt and one field goal...general studies major...one of five children of Tiffany Brockers...born Michael Seth Brockers in Houston, Texas...participated in numerous community events, including the Make-A-Wish Celebrity Server dinner, Motion for Kids Holiday Party Chair, Defensive Line Paintball Tournament to benefit St. Patrick Center and the All-Community Team Ticket program - Brockers' Big Timers.

## MICHAEL BROCKERS NFL STATISTICS

REGULAR SEASON																
Year	Team	G/S	Tackles				Sk	Yds	Interceptions				PD	Fumbles		
			Total	Solo	Asst				Int	Yds	Lg	TD		FF	FR	Yds
2012	RAMS	13/12	63	31	32	4.0	18.5	0	0	0	0	2	1	0	0	
2013	RAMS	16/16	75	40	35	5.5	24.0	0	0	0	0	2	0	0		
2014	RAMS	16/16	73	31	42	2.0	8.0	0	0	0	0	0	1	0		
2015	RAMS	7/7	44	26	18	2.0	6.0	0	0	0	0	0	0	0		
<b>Total</b>		<b>52/51</b>	<b>255</b>	<b>128</b>	<b>127</b>	<b>13.5</b>	<b>56.5</b>	<b>0</b>	<b>0</b>	<b>0</b>	<b>0</b>	<b>2</b>	<b>3</b>	<b>1</b>	<b>0</b>	

**SINGLE GAME HIGHS**  
 Total Tackles – 11, vs. San Francisco (12/2/12)  
 Solo Tackles – 8, at Seattle (12/29/13)  
 Sacks –2.0, two times, last at San Francisco (12/1/13)

## MICHAEL BROCKERS GAME-BY-GAME STATISTICS

2015 ST. LOUIS RAMS																
Game	W/L	P/S	T	S	A	Sk	Yds	Int	Yds	Lg	TD	PD	FF	FR	Yds	
SEA 9/13	W	1/1	13	6	7	0.0	0	0	0	0	0	0	0	0	0	
@WASH 9/20	L	1/1	9	6	3	0.0	0	0	0	0	0	0	0	0	0	
PIT 9/27	L	1/1	5	4	1	0.0	0	0	0	0	0	0	0	0	0	
@ARIZ 10/4	W	1/1	2	0	2	0.0	0	0	0	0	0	0	0	0	0	
@GB 10/11	L	1/1	5	3	2	1.0	3.0	0	0	0	0	0	0	0	0	
CLEV 10/25	W	1/1	4	3	1	0.0	0	0	0	0	0	0	0	0	0	
SF 11/1	W	1/1	6	4	2	1.0	3.0	0	0	0	0	0	0	0	0	
@MINN 11/8	0/0	0/0	0	0	0	0.0	0	0	0	0	0	0	0	0	0	
CHI 11/15	0/0	0/0	0	0	0	0.0	0	0	0	0	0	0	0	0	0	
@BAL 11/22	0/0	0/0	0	0	0	0.0	0	0	0	0	0	0	0	0	0	
@CIN 11/29	0/0	0/0	0	0	0	0.0	0	0	0	0	0	0	0	0	0	
ARIZ 12/6	0/0	0/0	0	0	0	0.0	0	0	0	0	0	0	0	0	0	
DET 12/13	0/0	0/0	0	0	0	0.0	0	0	0	0	0	0	0	0	0	
TAMPA 12/17	0/0	0/0	0	0	0	0.0	0	0	0	0	0	0	0	0	0	
@SEA 12/27	0/0	0/0	0	0	0	0.0	0	0	0	0	0	0	0	0	0	
@SF 1/3/16	0/0	0/0	0	0	0	0.0	0	0	0	0	0	0	0	0	0	
<b>TOTAL</b>	<b>4-3</b>	<b>7/7</b>	<b>44</b>	<b>26</b>	<b>18</b>	<b>2.0</b>	<b>6.0</b>	<b>0</b>	<b>0</b>	<b>0</b>	<b>0</b>	<b>0</b>	<b>0</b>	<b>0</b>	<b>0</b>	

2014 ST. LOUIS RAMS																
Game	W/L	P/S	T	S	A	Sk	Yds	Int	Yds	Lg	TD	PD	FF	FR	Yds	
MIN 9/7	L	1/1	3	2	1	0.0	0	0	0	0	0	0	0	0	0	
@TB 9/14	W	1/1	1	0	1	0.0	0	0	0	0	0	0	0	0	0	
DAL 9/21	L	1/1	6	4	2	0.0	0	0	0	0	0	0	0	0	0	
PHI 10/5	L	1/1	1	0	1	0.0	0	0	0	0	0	0	0	0	1	
SF 10/13	L	1/1	4	3	1	0.0	0	0	0	0	0	0	0	0	0	
SEA 10/19	W	1/1	4	0	4	0.0	0	0	0	0	0	0	0	0	0	
@KC 10/26	L	1/1	3	2	1	0.0	0	0	0	0	0	0	0	0	0	
@SF 11/2	W	1/1	5	4	1	1.0	4	0	0	0	0	0	0	0	0	
@ARI 11/9	L	1/1	2	0	2	0.0	0	0	0	0	0	0	0	0	0	
DEN 11/16	W	1/1	2	1	1	0.0	0	0	0	0	0	0	0	0	0	
@SD 11/23	L	1/1	5	2	3	1.0	4	0	0	0	0	0	0	0	0	
OAK 11/30	W	1/1	8	6	2	0.0	0	0	0	0	0	0	0	0	0	
@WAS 12/7	W	1/1	2	0	2	0.0	0	0	0	0	0	0	0	0	0	
ARI 12/11	L	1/1	8	2	6	0.0	0	0	0	0	0	0	0	0	0	
NYG 12/21	L	1/1	9	2	7	0.0	0	0	0	0	0	0	0	0	0	
@SEA 12/28	L	1/1	10	3	7	0.0	0	0	0	0	0	0	0	0	0	
<b>TOTAL</b>	<b>6-10</b>	<b>16/16</b>	<b>73</b>	<b>31</b>	<b>42</b>	<b>2.0</b>	<b>8</b>	<b>0</b>	<b>0</b>	<b>0</b>	<b>0</b>	<b>0</b>	<b>0</b>	<b>0</b>	<b>1</b>	

2013 ST. LOUIS RAMS																
Game	W/L	P/S	T	S	A	Sk	Yds	Int	Yds	Lg	TD	PD	FF	FR	Yds	
ARI 9/8	W	1/1	4	3	1	0.0	0	0	0	0	0	0	0	0	0	
@ATL 9/15	L	1/1	1	1	0	0.0	0	0	0	0	0	0	0	0	0	
@DAL 9/22	L	1/1	5	2	3	0.0	0	0	0	0	0	0	0	0	0	
SF 9/26	L	1/1	3	2	1	0.5	4.0	0	0	0	0	0	0	0	0	
JAC 10/6	W	1/1	4	2	2	1.0	3.0	0	0	0	0	1	0	0	0	
@HOU 10/13	W	1/1	7	7	0	2.0	4.0	0	0	0	0	0	0	0	0	
@CAR 10/20	L	1/1	2	0	2	0.0	0	0	0	0	0	0	0	0	0	
SEA 10/28	L	1/1	6	1	5	0.0	0	0	0	0	0	0	0	0	0	
TEN 11/3	L	1/1	5	4	1	0.0	0	0	0	0	0	0	0	0	0	
@IND 11/10	W	1/1	4	1	3	0.0	0	0	0	0	0	0	0	0	0	
CHI 11/24	W	1/1	2	1	1	0.0	0	0	0	0	0	1	0	0	0	
@SF 12/1	L	1/1	7	2	5	2.0	13.0	0	0	0	0	0	0	0	0	
@ARI 12/8	L	1/1	6	2	4	0.0	0	0	0	0	0	0	0	0	0	
NO 12/15	W	1/1	6	4	2	0.0	0	0	0	0	0	0	0	0	0	
TB 12/22	W	1/1	3	0	3	0.0	0	0	0	0	0	0	0	0	0	
@SEA 12/29	L	1/0	10	8	2	0.0	0	0	0	0	0	0	0	0	0	
<b>TOTAL</b>	<b>7-9</b>	<b>16/16</b>	<b>75</b>	<b>40</b>	<b>35</b>	<b>5.5</b>	<b>24.0</b>	<b>0</b>	<b>0</b>	<b>0</b>	<b>0</b>	<b>2</b>	<b>0</b>	<b>0</b>	<b>0</b>	

2012 ST. LOUIS RAMS																
Game	W/L	P/S	T	S	A	Sk	Yds	Int	Yds	Lg	TD	PD	FF	FR	Yds	
@DET 9/9	L												Inactive			
WAS 9/16	W												Inactive			
@CHI 9/23	L												Inactive			
SEA 9/30	W	1/1	2	0	2	0.0	0	0	0	0	0	0	0	0	0	
ARI 10/4	W	1/1	2	2	0	0.0	0	0	0	0	0	0	0	0	0	
@MIA 10/14	L	1/1	1	0	1	0.0	0	0	0	0	0	0	0	0	0	
GB 10/21	L	1/1	7	4	3	1.0	4	0	0	0	0	0	0	0	0	
NE 10/28	L	1/0	2	0	2	0.0	0	0	0	0	0	1	0	0	0	
@SF 11/11	T	1/1	5	3	2	1.5	8	0	0	0	0	0	0	0	0	
NYJ 11/18	L	1/1	6	4	2	0.0	0	0	0	0	0	0	0	0	0	
@ARI 11/25	W	1/1	6	3	3	0.0	0	0	0	0	0	0	0	0	0	
SF 12/2	W	1/1	11	5	6	0.0	0	0	0	0	0	0	0	0	0	
@BUF 12/9	W	1/1	6	5	1	1.5	6.5	0	0	0	0	0	0	1	0	
MIN 12/16	L	1/1	7	2	5	0.0	0	0	0	0	0	0	0	0	0	
@TB 12/23	W	1/1	5	1	4	0.0	0	0	0	0	0	1	0	0	0	
@SEA 12/30	L	1/1	3	2	1	0.0	0	0	0	0	0	0	0	0	0	
<b>TOTAL</b>	<b>7-8-1</b>	<b>13/12</b>	<b>63</b>	<b>31</b>	<b>32</b>	<b>4.0</b>	<b>18.5</b>	<b>0</b>	<b>0</b>	<b>0</b>	<b>0</b>	<b>2</b>	<b>1</b>	<b>0</b>	<b>0</b>	





# 68 | JAMON BROWN

Position:	Offensive Lineman
Ht./Wt.:	6-3/323
Birth Date:	3/15/93
College:	Louisville
Hometown:	Louisville, Ky.
Experience:	Rookie
Acquired:	D3A-(72nd)-2015

Career GP/GS (Playoffs): 7/7 (0/0)



**TRANSACTIONS:** Selected by St. Louis in the third round (72nd overall) of the 2015 NFL Draft (5/1/15).

**2015 SEASON: Week 8 vs. San Francisco (11/1):** Started at guard...opened up rushing lanes for the team to gain 197 yards on the ground...**Week 7 vs. Cleveland (10/25):** Started at left guard...helped block for RB Todd Gurley to tally two rushing touchdowns...**Week 5 at Green Bay (10/11):** Started at left guard...**Week 4 at Arizona (10/4):** Started at left guard...opened up running lanes for rookie RB Todd Gurley to record 146 rushing yards...**Week 3 vs. Pittsburgh (9/27):** Started at left guard...**Week 2 at Washington (9/20):** Started at left guard...**Week 1 vs. Seattle (9/13):** Started at left guard in his NFL debut...helped block for 19 first downs.

**COLLEGE:** Started all 13 games at offensive tackle in 2014 season...earned second team All-ACC accolades after leading the Cardinals to a 9-3 record...helped the Cardinals average 142.7 yards per game on the ground...allowed two sacks all season from his tackle position...started his 40th career game in the Belk Bowl versus Georgia...started all 13 games at left tackle in 2013 after playing right tackle in 2012...played on an offense that averaged 460.8 yards per game...offense scored 30 or more points nine times...started all 13 games at right tackle in 2012...helped the Cardinals average 296.1 yards through the air and 122.7 yards on the ground...appeared in nine games during freshman campaign in 2011, made one start...started the year at defensive tackle before making the transition to offense...made collegiate debut at defensive tackle against Murray State...earned first start at offensive guard versus North Carolina in a 14-7 loss...appeared in seven other games on the offensive line.

**PERSONAL:** Big, athletic defensive lineman who was considered one of the best prospects in the state of Kentucky...played for Curtis Higgins at Fern Creek High School...a three-year starter on defense and two-year starter on offense...rated seventh on the 2011 Kentucky's Watch List... ranked as the 52nd best defensive line prospect by Scout.com...rated three-star prospect by Rivals.com and the 58th-best tackle...recorded 25 tackles for loss in his career, including 12 as a senior despite playing with a nagging ankle injury... voted All-District 6-A... named to the All-Southern First Team by the Orlando Sentinel...earned Honorable Mention All-State accolades... rated as the 14th-best senior in the state of Kentucky...rated as the 47th-best defensive tackle by ESPN...helped his power-lifting team to a second-place finish in the state... raised his bench max to 300 pounds and his squat to 525... selected third team All-State as a junior...son of June Embers...justice administration major...sang a solo at the banquet of the Russell Athletic Bowl.

**BROWN'S Games Played Stats:** RAMS 2015 (7/7).



# 89 | JARED COOK

Position:	Tight End
Ht./Wt.:	6-5/254
Birth Date:	4/7/87
College:	South Carolina
Hometown:	Suwanee, Ga.
Experience:	7th year (3rd Rams)
Acquired:	UFA(TEN)-2013

Career GP/GS (Playoffs): 98/36 (0/0)



**TRANSACTIONS:** Signed with the St. Louis Rams as a free agent (3/13/12)...selected by the Titans in the third round (89th overall) of the 2009 NFL Draft.

**PRO:** Seven-year NFL veteran, completed his second as a Ram...in his first season as a Ram in 2013, he set a new record for most receiving yards in a season by a Rams tight end (671)...in his Rams' debut, he caught seven passes for 141 yards, the most yards by a tight end in a single game in franchise history...after a rookie season in which he played sparingly, putting up nine receptions for 74 yards, he enjoyed a strong sophomore campaign with 29 receptions for 361 yards and a touchdown...tied for 10th among NFL tight ends in the second half of the 2010 season with 26 catches in the final eight games...made further strides in 2011 by setting career highs in every receiving category, including a total of 759 receiving yards, which ranked second in Titans/Oilers history for a tight end (768 by Frank Wycheck in 1998)...widely considered one of the top playmakers at his position coming out of college, the Titans thought highly enough of him that they traded a 2010 second-round draft choice to the New England Patriots to acquire him in the third round of the 2009 NFL Draft.

**2015 SEASON: Week 8 vs. San Francisco (11/1):** Started at tight end...hauled in a 49-yard reception, his longest pass play this season...also had a two-point conversion catch...**Week 7 vs. Cleveland (10/25):** Started at tight end...**Week 5 at Green Bay (10/11):** Saw action on offense...caught one pass for eight yards...**Week 4 at Arizona (10/4):** Started at tight end...caught three passes for 22 yards...**Week 3 vs. Pittsburgh (9/27):** Started at tight end...caught one pass for seven yards...**Week 2 at Washington (9/20):** Started at tight end...led the team in receptions for the second consecutive week, bringing in five for 27 yards...**Week 1 vs. Seattle (9/13):** Started at tight end...led the team in receiving yards with 85 yards on five receptions, including a long of 30 yards

**2014 SEASON:** Totaled 52 receptions for 634 yards and three touchdowns...**vs. Dallas (9/21):** Started at tight end...led the team in catches with seven for a total of 75 yards...**at San Francisco (11/2):** Saw action at tight end...notched two receptions for 12 yards...marked 40 consecutive games including his 24 games as a Ram that he caught a pass...**at Arizona (11/9):** Started at tight end...hauled in two passes for 84 yards and one touchdown...**at Washington (12/7):** Started at tight end...hauled in four passes for 61 yards and two touchdowns...his two touchdown performance was his second of his career, the last time he had two touchdown receptions in the same game was his first game as a Ram against Arizona (9/8/13)...**vs. New York Giants (12/21):** Started at tight end...notched five receptions for 41 yards.

**2013 SEASON:** Played in 16 games, 13 starts...caught 51 passes for 671 yards...set a new record for most receiving yards in a season by a Rams tight end (671)...set two all-time, single-season franchise records for Rams' tight ends with his 51 receptions for 671 yards, both marks are the most by a tight end in Rams history...previously, TE Pete Holohan had 59 receptions in 1988 and Mike Barber had 657 receiving yards in 1983...**vs. Arizona (9/8):** Hauled in a 13-yard touchdown pass from QB Sam Bradford...his first touchdown as a Ram...he brought in a second touchdown from Bradford on a 1-yard pass...marked his first multi-touchdown game of his career and pushes his career total to 10...he finished with 141 receiving yards, the most by a Rams' tight end in history...the performance is his second-highest career total, behind his 169 yards vs. Jacksonville (12/24/11), as a member of the Titans...marked his third 100-yard plus game of his career...**vs. Tennessee (11/3):** Started at tight end...caught his third touchdown pass of the season...totaled three passes for 36 yards...**vs. Chicago (11/24):** Started at tight end...led the team in receiving yards with 80 on four catches and one touchdown...tied a personal best for touchdowns in a season...**at San Francisco (12/1):** Started at tight end...led the team in receiving yards with 49 on three catches...**at Arizona (12/8):** Saw action on offense...led the team in receiving yards with 49 on three receptions...**at Seattle (12/29):** Started at tight end...registered a two-yard touchdown pass from QB Kellen Clemens...with the score, established a new personal best with five touchdowns this season.

**2012 SEASON:** Played in 13 games with five starts at tight end and tied for the team lead with four receiving touchdowns. Despite missing the final three games, ranked fourth on the team with 44 receptions and 523 receiving yards. Was placed on injured reserve on Dec. 13, 2012. Led the team in receptions once in 2012 (at JAC). Led the team in receiving yards once in 2012 (vs. NE)...**vs. New England (9/9):** Started at tight end and led the team with 64 receiving yards on four catches. Converted a third-and-six with a 19-yard grab over the middle late in the first quarter. Kickstarted the Titans' touchdown drive with a 35-yard reception early in the third quarter...**at San Diego (9/16):** Started at tight end and hauled in three receptions for 23 yards...**vs. Detroit (9/23):** Started at tight end and snared four catches for 77 yards and a touchdown before leaving the game in the second quarter with an injury. Gave the Titans a 17-6 lead with a 61-yard touchdown on a catch-and-run with 13:00 remaining in the second quarter...**at Houston (9/30):** Played as a reserve at tight end and caught three passes for 36 yards. Snared a 25-yard catch from Matt Hasselbeck on the final play of the first quarter...**at Minnesota (10/7):** Saw action as a reserve at tight end and grabbed five receptions for 37 yards, including a touchdown. Hauled in a 10-yard touchdown pass from Matt Hasselbeck with 10:35 remain-



ing in the fourth quarter...**vs. Pittsburgh (10/11)**: Played as a reserve at tight end and snared four catches for 54 yards. Helped set up the Titans' field goal before the half with a 19-yard catch late in the second quarter. Set up the Titans' game-winning field goal with a 25-yard catch-and-run to the Steelers' 25-yard line with 32 seconds left to play in the game...**at Buffalo (10/21)**: Saw action as a reserve at tight end and grabbed two receptions for 37 yards. Extended the Titans' third touchdown drive with a pair of third down conversions: an eight-yard grab on third-and-6 and a 29-yard catch-and-run on third-and-6...**vs. Indianapolis (10/28)**: Played as a reserve at tight end and snared three receptions for 45 yards. Extended the Titans' first scoring drive with a 16-yard grab on third-and-5 in the opening stanza. Hauled in a 29-yard reception on the Titans' scoring drive in the fourth quarter...**vs. Chicago (11/4)**: Started at tight end and collected two receptions for six yards...**at Miami (11/11)**: Played as a reserve at tight end and hauled in one touchdown reception for 26 yards. Extended the Titans' lead to 31-3 with a leaping, 26-yard touchdown reception on third-and-15 with 6:54 remaining in the third stanza...**at Jacksonville (11/25)**: Saw action as a reserve at tight end and led the team with six receptions for 47 yards. Extended the Titans' scoring drive in the third quarter with a 15-yard catch on third-and-14...**Houston (12/2)**: Started at tight end and notched four receptions for 51 yards. Kickstarted the Titans' initial scoring drive with a diving 25-yard grab in the opening quarter...**at Indianapolis (12/9)**: Played as a reserve at tight end and caught three passes for 20 yards with a touchdown. Gave the Titans an early 7-0 lead with a leaping, 18-yard touchdown catch on third-and-six with 10:10 left to play in the first quarter.

**2011 SEASON:** Played in all 16 games with five starts at tight end and finished second on the team with a career-best 759 receiving yards, a total that also ranks second in franchise history by a tight end behind only Frank Wycheck's 768 yards in 1998. Ranked third on the team with 49 catches. Tied for the team lead in receptions four times in 2011 (at CLE, at IND, vs. JAX, at HST). Led the team in receiving yards three times in 2011 (at CLE, at IND, vs. JAX)...**at Cleveland (10/2)**: Tied for the team lead with two receptions for a team-best 93 receiving yards and a touchdown. Extended the Titans lead to 14-6 with an 80-yard touchdown on a catch-and-run play down the left sideline with 13:59 left to play in the second quarter...**vs. Houston (10/23)**: Snared two receptions for 22 yards with a touchdown. Got the Titans on the scoreboard with a five-yard touchdown reception in the corner of the end zone on fourth-and-goal with 5:34 remaining in the third quarter...**vs. Indianapolis (10/30)**: Set up the Titans' first touchdown with a 32-yard reception on a third-and-6 late in the second quarter...**at Atlanta (11/20)**: Caught five passes for 51 yards. Kickstarted the Titans' scoring drive at the end of the first half with a 20-yard catch. Hauled in a 22-yard pass from Jake Locker on fourth-and-17 during the touchdown drive late in the final quarter...**at Indianapolis (12/18)**: Led the team with a career-high nine receptions and a career-best 103 receiving yards. It was his first career 100-yard game. Extended a Titans' touchdown drive with a nine-yard catch on third-and-1 in the fourth quarter...**vs. Jacksonville (12/24)**: Led the team with eight receptions and a career-high 169 yards with a score. The 169 receiving yards set a new single-game franchise record for a tight end. Set up the Titans' first field goal with an 18-yard grab over the middle in the first quarter. Gave the Titans a 10-0 lead with a 55-yard touchdown catch over the deep middle with 4:39 left to play in the first stanza. Helped run out the clock with a 29-yard reception on third-and-five late in the fourth quarter...**at Houston (1/1)**: Tied for the team lead with four receptions for 63 yards. Helped set up the Titans' first touchdown of the afternoon with a 25-yard grab down to the Texans' four-yard line in the second quarter.

**2010 SEASON::** Appeared in all 16 games with one start at tight end and collected 29 receptions for 361 yards with a touchdown. Over the final eight games of the season, tied for 10th among NFL tight ends with 26 receptions. Led or tied for the team lead in receptions four times in 2010 (at HOU, vs. JAX, at KC, at IND). Led the team in receiving yards twice in 2010 (vs. JAX, at KC)...**at San Diego (10/31)**: Caught one pass for 36 yards. Registered a solo tackle on special teams coverage units. Extended a Titans' scoring drive with a career-long 36-yard reception down the right sideline on third-and-4 in the first quarter...**at Houston (11/28)**: Tied for the team lead with four receptions for 40 yards. Drew a 20-yard pass interference penalty in the fourth quarter. Hauled in a 23-yard reception late in the fourth quarter...**vs. Jacksonville (12/5)**: Led the team with four receptions and 47 receiving yards. Extended a Titans' scoring drive by grabbing a seven-yard reception on fourth-and-6 in the fourth quarter...**vs. Houston (12/19)**: Made his first career start at tight end and hauled in three receptions for 42 yards. Hauled in a 27-yard reception along the left sideline in the third quarter...**at Kansas City (12/26)**: Led the team with five receptions and 96 receiving yards with his first career touchdown. Hauled in a 28-yard pass with an over-the-shoulder grab in the second quarter. Extended the Titans' second touchdown drive with a 22-yard reception on third-and-15 in the third quarter. On the next play, scored his first career touchdown on a 22-yard grab...**at Indianapolis (1/2)**: Led the team with seven receptions for 58 yards. Hauled in an 18-yard reception on third-and-8 late in the second quarter.

**2009 SEASON::** Posted nine receptions for 74 yards in 14 games during rookie campaign...**vs. Houston (9/20)**: Made his NFL debut as a reserve...**at Jacksonville (10/4)**: Grabbed two catches for 11 yards, including his first career NFL reception, a five-yard pass from Kerry Collins...**vs. Indianapolis (10/11)**: Totaled season-high three receptions for 27 yards...**vs. Arizona (11/29)**: Made two key receptions for 29 total yards during game-winning touchdown drive in the fourth quarter, including a 17-yard catch on third-and-5.

**COLLEGE:** As a junior (2008), earned first-team All-SEC recognition by league's coaches and second-team accolades from Associated Press and Rivals.com...named one of eight semifinalists for Mackey Award, given to nation's top tight end...appeared in 13 games with 11 starts. Ranked second on team with 37 receptions and 573 receiving yards while leading team with 15.5-yard reception average. Had team's two longest receptions of season—a 66-yard touchdown against Arkansas (11/8) and 63-yard reception at Ole Miss (10/4). At Vanderbilt (9/4), had career-best day, recording eight receptions for 111 yards...as a sophomore (2007), moved permanently to tight end and appeared in 12 games with three starts. Ranked third on squad with 30 receptions for 421 yards (second on team). His 14.0-yard receiving average was highest for any player on team with more than two receptions...as a redshirt freshman (2006), split season between tight end and wide receiver. Saw action in 12 games and caught six passes for 113 yards, an average of 18.8 yards per catch...redshirted in 2005.

**PERSONAL:** Single, splits time between Nashville and Suwanee, Ga...attended North Gwinnett (Ga.) High School, where he played receiver and free safety. As senior, caught 32 passes for 800 yards and 10 touchdowns. Named first-team All-Conference, All-State and Super 11 Team selection by The Atlanta Journal Constitution. Rated 24th-best player in Georgia and 40th-best wide receiver in country by Rivals.com...also played basketball and earned All-Conference and All-State honors. During high school, his AAU basketball team, the Georgia Stars, won a national championship...born Jared Alan Cook on April 7, 1987 in Birmingham, Ala...majored in retail...participated in numerous community events, including Komen Race for the Cure, Komen Power of a Promise Luncheon, Motion for Kids Holiday Party Honorary Chair, KidSmart Push for Pencils Honorary Chair and the All-Community Ticket Program - Cook's Kitchen.

# JARED COOK NFL STATISTICS

## REGULAR SEASON

Year	Team	Receiving						Rushing				
		G/S	No	Yds	Avg	Lg	TD	Att	Yds	Avg	Lg	TD
2009	Tennessee	14/0	9	74	8.2	17	0	0	0	0.0	0	0
2010	Tennessee	16/1	29	361	12.4	36	1	0	0	0.0	0	0
2011	Tennessee	16/5	49	759	15.5	80t	3	0	0	0.0	0	0
2012	Tennessee	13/5	44	523	11.9	61t	4	0	0	0.0	0	0
2013	RAMS	16/13	51	671	13.2	47	5	0	0	0.0	0	0
2014	RAMS	16/6	52	634	12.2	59t	3	1	1	1.0	1	0
2015	RAMS	7/6	19	245	12.9	49	0	0	0	0.0	0	0
<b>TOTALS</b>		<b>98/36</b>	<b>253</b>	<b>3,267</b>	<b>12.9</b>	<b>80t</b>	<b>16</b>	<b>1</b>	<b>1</b>	<b>1.0</b>	<b>1</b>	<b>0</b>

**ADDITIONAL CAREER STATISTICS:** Tackles: 2009 (1), 2011 (1), 2012 (1); Special Teams Tackles: 2010 (7), 2011 (2); Kickoff Returns - 1 for 3 yards in 2010.

### SINGLE GAME HIGHS

Receptions - 9, at Indianapolis (12/18/11)  
 Receiving yards - 169, vs. Jacksonville (12/24/11)  
 Long Reception - 80t, at Cleveland (10/2/11)  
 Touchdowns - 2, vs. Arizona (9/8/13)

# JARED COOK GAME-BY-GAME STATISTICS

## 2015 ST. LOUIS RAMS

Game	W/L	P/S	Receiving					Rushing				
			No	Yds	Avg	Lg	TD	Att	Yds	Avg	Lg	TD
SEA 9/13	W	1/1	5	85	17.0	30	0	0	0	0.0	0	0
@WASH 9/20	L	1/1	5	47	9.4	14	0	0	0	0.0	0	0
PIT 9/27	L	1/1	1	7	7.0	7	0	0	0	0.0	0	0
@ARIZ 10/4	W	1/1	3	22	7.3	12	0	0	0	0.0	0	0
@GB 10/11	L	1/0	1	8	8.0	8	0	0	0	0.0	0	0
CLEV 10/25	W	1/1	2	19	9.5	17	0	0	0	0.0	0	0
SF 11/1	W	1/1	2	57	28.5	49	0	0	0	0.0	0	0
@MINN 11/8	0/0	0/0	0	0	0.0	0	0	0	0	0.0	0	0
CHI 11/15	0/0	0/0	0	0	0.0	0	0	0	0	0.0	0	0
@BAL 11/22	0/0	0/0	0	0	0.0	0	0	0	0	0.0	0	0
@CIN 11/29	0/0	0/0	0	0	0.0	0	0	0	0	0.0	0	0
ARIZ 12/6	0/0	0/0	0	0	0.0	0	0	0	0	0.0	0	0
DET 12/13	0/0	0/0	0	0	0.0	0	0	0	0	0.0	0	0
TAMPA 12/17	0/0	0/0	0	0	0.0	0	0	0	0	0.0	0	0
@SEA 12/27	0/0	0/0	0	0	0.0	0	0	0	0	0.0	0	0
@SF 1/3/16	0/0	0/0	0	0	0.0	0	0	0	0	0.0	0	0
<b>TOTAL</b>	<b>4-3</b>	<b>7/6</b>	<b>19</b>	<b>245</b>	<b>12.9</b>	<b>49</b>	<b>0</b>	<b>0</b>	<b>0</b>	<b>0.0</b>	<b>0</b>	<b>0</b>

## 2014 ST. LOUIS RAMS

Game	W/L	P/S	Receiving					Rushing				
			No	Yds	Avg	Lg	TD	Att	Yds	Avg	Lg	TD
MIN 9/7	L	1/0	4	56	14.0	26	0	0	0	0.0	0	0
@TB 9/14	W	1/1	4	46	11.5	22	0	0	0	0.0	0	0
DAL 9/21	L	1/1	7	75	10.7	18	0	1	1	1.0	1	0
PHI 10/5	L	1/1	4	44	11.0	14	0	0	0	0.0	0	0
SF 10/13	L	1/1	4	74	18.5	39	0	0	0	0.0	0	0
SEA 10/19	W	1/0	3	25	8.3	10	0	0	0	0.0	0	0
@KC 10/26	L	1/0	1	11	11.0	11	0	0	0	0.0	0	0
@SF 11/2	W	1/0	2	12	6.0	9	0	0	0	0.0	0	0
@ARI 11/9	L	1/1	2	84	42.0	59t	1	0	0	0.0	0	0
DEN 11/16	W	1/0	3	19	6.3	9	0	0	0	0.0	0	0
@SD 11/23	L	1/1	3	27	9.0	10	0	0	0	0.0	0	0
OAK 11/30	W	1/0	0	0	0.0	0	0	0	0	0.0	0	0
@WAS 12/7	W	1/0	4	61	15.3	35t	2	0	0	0.0	0	0
ARI 12/11	L	1/0	3	22	7.3	10	0	0	0	0.0	0	0
NYG 12/21	L	1/0	5	41	8.2	12	0	0	0	0.0	0	0
@SEA 12/28	L	1/0	3	37	12.3	20	0	0	0	0.0	0	0
<b>TOTAL</b>	<b>6-10</b>	<b>16/6</b>	<b>52</b>	<b>634</b>	<b>12.2</b>	<b>59t</b>	<b>3</b>	<b>1</b>	<b>1</b>	<b>1.0</b>	<b>1</b>	<b>0</b>

## 2013 ST. LOUIS RAMS

Game	W/L	P/S	Receiving					Rushing				
			No	Yds	Avg	Lg	TD	Att	Yds	Avg	Lg	TD
ARI 9/8	W	1/1	7	141	20.1	47	2	0	0	0.0	0	0
@ATL 9/15	L	1/1	1	10	10.0	10	0	0	0	0.0	0	0
@DAL 9/22	L	1/1	5	44	8.8	19	0	0	0	0.0	0	0
SF 9/26	L	1/1	4	45	11.3	18	0	0	0	0.0	0	0
JAC 10/6	W	1/1	3	26	8.7	14	0	0	0	0.0	0	0
@HOU 10/13	W	1/0	2	45	22.5	34	0	0	0	0.0	0	0
@CAR 10/20	L	1/0	4	33	8.3	13	0	0	0	0.0	0	0
SEA 10/28	L	1/1	3	31	10.3	19	0	0	0	0.0	0	0
TEN 11/3	L	1/1	3	36	12.0	17	1	0	0	0.0	0	0
@IND 11/10	W	1/1	1	17	17.0	17	0	0	0	0.0	0	0
CHI 11/24	W	1/1	4	80	20.0	29	1	0	0	0.0	0	0
@SF 12/1	L	1/1	3	49	16.3	20	0	0	0	0.0	0	0
@ARI 12/8	L	1/0	3	49	16.3	31	0	0	0	0.0	0	0
NO 12/15	W	1/1	1	8	8.0	8	0	0	0	0.0	0	0
TB 12/22	W	1/1	2	27	13.5	18	0	0	0	0.0	0	0
@SEA 12/29	L	1/1	5	30	6.0	14	1	0	0	0.0	0	0
<b>TOTAL</b>	<b>7-9</b>	<b>16/13</b>	<b>51</b>	<b>671</b>	<b>13.2</b>	<b>47</b>	<b>5</b>	<b>0</b>	<b>0</b>	<b>0.0</b>	<b>0</b>	<b>0</b>

## 2012 TENNESSEE TITANS

Game	W/L	P/S	Receiving					Rushing				
			No	Yds	Avg	Lg	TD	Att	Yds	Avg	Lg	TD
NE 9/9	L	1/1	4	64	16.0	35	0	0	0	0.0	0	0
@SD 9/16	L	1/1	3	23	7.7	13	0	0	0	0.0	0	0
DET 9/23	W	1/1	4	77	19.3	61t	1	0	0	0.0	0	0
@HOU 9/30	L	1/0	3	36	12.0	25	0	0	0	0.0	0	0
@MIN 10/7	L	1/0	5	37	7.4	10t	1	0	0	0.0	0	0
PIT 10/11	W	1/0	4	54	13.5	25	0	0	0	0.0	0	0
@BUF 10/21	W	1/0	2	37	18.5	29	0	0	0	0.0	0	0
IND 10/28	L	1/0	3	45	15.0	29	0	0	0	0.0	0	0
CHI 11/4	L	1/1	2	6	3.0	7	0	0	0	0.0	0	0
@MIA 11/11	W	1/0	1	26	26.0	26t	1	0	0	0.0	0	0
@JAC 11/25	L	1/0	6	47	7.8	15	0	0	0	0.0	0	0
HOU 12/2	L	1/1	4	51	12.8	25	0	0	0	0.0	0	0
@IND 12/9	L	1/0	3	20	6.7	18t	1	0	0	0.0	0	0
NYJ 12/17	W					Inactive						
@GB 12/23	L					Inactive						
JAC 12/30	W					Inactive						
<b>TOTALS</b>	<b>6-10</b>	<b>13/5</b>	<b>44</b>	<b>523</b>	<b>11.9</b>	<b>61t</b>	<b>4</b>	<b>0</b>	<b>0</b>	<b>0.0</b>	<b>0</b>	<b>0</b>

# JARED COOK GAME-BY-GAME STATISTICS

## 2011 TENNESSEE TITANS

Game	W/L	P/S	Receiving				Rushing					
			No	Yds	Avg	Lg	TD	Att	Yds	Avg	Lg	TD
@JAC 9/11	L	1/1	1	7	7.0	7	0	0	0	0.0	0	0
BAL 9/18	W	1/0	2	37	18.5	33	0	0	0	0.0	0	0
DEN 9/25	W	1/0	2	12	6.0	6	0	0	0	0.0	0	0
@CLE 10/2	W	1/0	2	93	46.5	80t	1	0	0	0.0	0	0
@PIT 10/9	L	1/0	4	59	14.8	19	0	0	0	0.0	0	0
HOU 10/23	L	1/0	2	22	11.0	17	1	0	0	0.0	0	0
IND 10/30	W	1/0	2	40	20.0	32	0	0	0	0.0	0	0
CIN 11/6	L	1/0	4	47	11.8	15	0	0	0	0.0	0	0
@CAR 11/13	W	1/0	1	18	18.0	18	0	0	0	0.0	0	0
@ATL 11/20	L	1/0	5	51	10.2	22	0	0	0	0.0	0	0
TB 11/27	W	1/1	3	38	12.7	20	0	0	0	0.0	0	0
@BUF 12/4	W	1/0	0	0	0.0	0	0	0	0	0.0	0	0
NO 12/11	L	1/1	0	0	0.0	0	0	0	0	0.0	0	0
@IND 12/18	L	1/0	9	103	11.4	27	0	0	0	0.0	0	0
JAC12/24	W	1/1	8	169	21.1	55t	1	0	0	0.0	0	0
@HOU 1/1	W	1/1	4	63	15.8	25	0	0	0	0.0	0	0
<b>TOTALS</b>	<b>9-7</b>	<b>16/5</b>	<b>49</b>	<b>759</b>	<b>15.5</b>	<b>80t</b>	<b>3</b>	<b>0</b>	<b>0</b>	<b>0.0</b>	<b>0</b>	<b>0</b>

## 2010 TENNESSEE TITANS

Game	W/L	P/S	Receiving				Rushing					
			No	Yds	Avg	Lg	TD	Att	Yds	Avg	Lg	TD
OAK 9/12	W	1/0	0	0	0.0	0	0	0	0	0.0	0	0
PIT 9/19	L	1/0	1	5	5.0	5	0	0	0	0.0	0	0
@NYG 9/26	W	1/0	0	0	0.0	0	0	0	0	0.0	0	0
DEN 10/3	L	1/0	1	17	17.0	17	0	0	0	0.0	0	0
@DAL 10/10	W	1/0	0	0	0.0	0	0	0	0	0.0	0	0
@JAC 10/18	W	1/0	0	0	0.0	0	0	0	0	0.0	0	0
PHI 10/24	W	1/0	0	0	0.0	0	0	0	0	0.0	0	0
@SD 10/31	L	1/0	1	36	36.0	36	0	0	0	0.0	0	0
@MIA 11/14	L	1/0	0	0	0.0	0	0	0	0	0.0	0	0
WAS 11/21	L	1/0	2	11	5.5	6	0	0	0	0.0	0	0
@HOU 11/28	L	1/0	4	40	10.0	23	0	0	0	0.0	0	0
JAC 12/5	L	1/0	4	47	11.8	18	0	0	0	0.0	0	0
IND 12/9	L	1/0	1	9	9.0	9	0	0	0	0.0	0	0
HOU 12/19	W	1/1	3	42	14.0	27	0	0	0	0.0	0	0
@KC 12/26	L	1/0	5	96	19.2	28	1	0	0	0.0	0	0
@IND 1/2	L	1/0	7	58	8.3	18	0	0	0	0.0	0	0
<b>TOTALS</b>	<b>6-10</b>	<b>16/1</b>	<b>29</b>	<b>361</b>	<b>12.4</b>	<b>36</b>	<b>1</b>	<b>0</b>	<b>0</b>	<b>0.0</b>	<b>0</b>	<b>0</b>

## 2009 TENNESSEE TITANS

Game	W/L	P/S	Receiving				Rushing					
			No	Yds	Avg	Lg	TD	Att	Yds	Avg	Lg	TD
@PIT 9/10	L					Inactive						
HOU 9/20	L	1/0	0	0	0.0	0	0	0	0	0.0	0	0
@NYJ 9/27	L	1/0	0	0	0.0	0	0	0	0	0.0	0	0
@JAC 10/4	L	1/0	2	11	5.5	6	0	0	0	0.0	0	0
IND 10/11	L	1/0	3	27	9.0	11	0	0	0	0.0	0	0
@NE 10/18	L	1/0	0	0	0.0	0	0	0	0	0.0	0	0
JAC 11/1	W	1/0	1	3	3.0	0	0	0	0	0.0	0	0
@SF 11/8	W	1/0	0	0	0.0	0	0	0	0	0.0	0	0
BUF 11/15	W	1/0	1	4	4.0	4	0	0	0	0.0	0	0
@HOU 11/23	W	1/0	0	0	0.0	0	0	0	0	0.0	0	0
ARI 11/29	W	1/0	2	29	14.5	17	0	0	0	0.0	0	0
@IND 12/6	L	1/0	0	0	0.0	0	0	0	0	0.0	0	0
STL 12/13	W					Inactive						
MIA 12/20	W	1/0	0	0	0.0	0	0	0	0	0.0	0	0
SD 10/25	L	1/0	0	0	0.0	0	0	0	0	0.0	0	0
@SEA 1/3	W	1/0	0	0	0.0	0	0	0	0	0.0	0	0
<b>TOTALS</b>	<b>8-8</b>	<b>14/0</b>	<b>9</b>	<b>74</b>	<b>8.2</b>	<b>17</b>	<b>0</b>	<b>0</b>	<b>0</b>	<b>0.0</b>	<b>0</b>	<b>0</b>



# 36 | BENNY CUNNINGHAM

Position:	Running Back
Ht./Wt.:	5-10/217
Birth Date:	7/7/90
College:	Middle Tennessee
Hometown:	Nashville, Tenn.
Experience:	3rd year (3rd Rams)
Acquired:	FA-2013

Career GP/GS (Playoffs): 37/3 (0/0)



**TRANSACTIONS:** Signed with the Rams as an undrafted rookie free agent (4/30/13).

**PRO:** Third-year pro has competed in 37 games with three starts as a Ram...set career marks in receiving yards and kickoff return yards with 352 receiving yards and 963 kickoff return yards in 2014...also led the NFC in average yards per return with 27.5 average yards per return in 2014.

**2015 SEASON:** **Week 8 vs. San Francisco (11/1):** Saw action on offense and special teams...returned one kickoff for 13 yards...also had one special teams tackle...**Week 7 vs. Cleveland (10/25):** Saw action on offense and special teams...rushed four times for 11 yards and caught two passes for 13 yards...returned one kickoff for 27 yards...**Week 5 at Green Bay (10/11):** Saw action on offense and special teams...caught two passes for 28 yards...returned one kickoff for 25 yards...**Week 4 at Arizona (10/4):** Saw action on offense and special teams...caught two passes for four yards...**Week 3 vs. Pittsburgh (9/27):** Saw action on offense and special teams...tallied one rush for 12 yards and two catches for 18 yards...also had two kickoff returns for 48 yards...**Week 2 at Washington (9/20):** Saw action at running back and kick returner...tallied four catches for 27 yards...also had one kickoff return for 28 yards...**Week 1 vs. Seattle (9/13):** Started at running back...led the team in rushing with 16 rushes for 45 yards...also logged four receptions for 77 yards to total 122 yards from scrimmage on 20 offensive touches to establish a new personal high.

**2014 SEASON:** Finished the season with a single-season high 352 yards receiving and 963 kickoff return yards...**at Philadelphia (10/5):** Saw action at running back and kick returner...led the team in rushing with seven carries for 47 yards and one touchdown...also caught three passes for 24 yards...and returned five kicks for 126 yards...amassed 197 all purpose yards on 15 touches...**vs. Seattle (10/16):** Made his first career start at running back...led the teams in receptions and receiving yards with five for 46 and one touchdown...notched a 75-yard kickoff return, the longest kickoff return for the Rams since former Rams' WR Danny Amendola returned a kickoff for 84 yards (12/16/2010)...the return is tied for fifth longest in Rams history since 2000...**at San Francisco (11/2):** Saw action at running back and kick returner...led the Rams in receptions and receiving yards with three for 38...also returned three kickoffs for 78 yards...**at San Diego (11/23):** Saw action at running back and kick returner...ran the ball four times for 18 yards...recorded two receptions for 11 yards...returned five kickoffs for 133 yards...**at Seattle (12/28):** Saw action at running back and kick returner...led the Rams in receptions and yards with seven catches for 57 yards...carried the ball four times for 10 yards...returned three kickoffs for 80 yards.

**2013 SEASON:** Played in 14 games...rushed 47 times for 261 yards and one touchdown...caught six passes for 59 yards...also saw action on kickoff returns... **vs. Jacksonville (10/6):** Saw action on offense and special teams...rushed four times for 13 yards...returned two kickoffs for 52 yards, including a long of 32 yards...**at Indianapolis (11/10):** Saw action on offense and special teams...rushed seven times for a team-leading and personal best 72 yards...included a career long rush of 56 yards...**vs. Chicago (11/24):** Saw action on offense and special teams...notched his first 100-yard game of his career, rushed 13 times for 109 yards, an 8.4-yard average...tallied his first career touchdown on a 9-yard rush.

**COLLEGE:** Second team All-Sun Belt Conference as a senior...twice named SBC Offensive Player of the Week as a senior...named to the Doak Walker Award Watch List...Honorable Mention All-SBC Freshman Team by the league's beat writers...played in just five games as a senior and rushed for 600 yards and 11 touchdowns...was leading SBC in rushing and scoring when he suffered a season-ending injury in the team's sixth game...appeared in 37 games with the Blue Raiders.

**PERSONAL:** TSWA All-State and the Region Player of the Year as a high school senior after setting school records in single-season rushing yards (1,744), career touchdowns (60), touchdowns in a game (five), touchdowns in a season (29)...participated in numerous community events, including the United Way Kickoff for Charity Luncheon and Motion for Kids Holiday Party...he also supports the Christian Community Services program in Nashville, Tenn...CCSI provides the resources, tools and encouragement to move from government dependency to self-sufficiency through its financial literacy programs: Mentoring Toward Independence, monthly Basic Financial Training workshops and monthly THDA Home Buyer Education workshops.



# BENNY CUNNINGHAM NFL STATISTICS

## REGULAR SEASON

Year	Team	Receiving					Rushing						TD
		G/S	No	Yds	Avg	Lg	Att	Yds	Avg	Lg	TD		
2013	RAMS	14/0	6	59	9.8	18	0	47	261	5.6	56	1	
2014	RAMS	16/2	45	352	7.8	19	1	66	246	3.7	20	3	
2015	RAMS	7/1	16	167	10.4	42	0	24	68	2.8	12	0	
<b>TOTALS</b>		<b>37/3</b>	<b>67</b>	<b>578</b>	<b>8.6</b>	<b>42</b>	<b>1</b>	<b>137</b>	<b>575</b>	<b>4.2</b>	<b>56</b>	<b>4</b>	

Year	Team	Punt Returns				Kickoff Returns					
		No	Yds	Avg	Lg	TD	Att	Yds	Avg	Lg	TD
2013	RAMS	0	0	0.0	0	0	13	299	23.0	32	0
2014	RAMS	0	0	0.0	0	0	35	963	27.5	75	0
2015	RAMS	0	0	0	0	0	11	262	23.8	39	0
<b>TOTALS</b>		<b>0</b>	<b>0</b>	<b>0.0</b>	<b>0</b>	<b>0</b>	<b>59</b>	<b>1,524</b>	<b>25.8</b>	<b>75</b>	<b>0</b>

**ADDITIONAL CAREER STATISTICS:** Special Teams Tackles: 2015 (1), 2014 (2), 2013 (3).

### SINGLE GAME HIGHS

Rushing Attempts – 13, vs. Chicago (11/24/13)  
 Rushing Yards – 109, vs. Chicago (11/24/13)  
 Long– 56, at Indianapolis (11/10/13)  
 Touchdowns – 1, many times, (last) at Arizona (11/9/14)

# BENNY CUNNINGHAM GAME-BY-GAME STATISTICS

## 2015 ST. LOUIS RAMS

Game	W/L	Receiving					Rushing				Returns												
		G/S	No	Yds	Avg	Lg	TD	Att	Yds	Avg	Lg	TD	PR	FC	YDS	LG	TD	KR	YDS	AVG	LG	TD	
SEA 9/13	W	1/1	4	77	19.3	42	0	16	45	2.8	9	0	0	0	0	0	0	0	0	0	0	0	0
@WASH 9/20	L	1/0	4	27	6.8	10	0	1	0	0.0	0	0	0	0	0	0	0	0	1	28	28.0	28	0
PIT 9/27	L	1/0	2	18	9.0	12	0	1	12	12.0	12	0	0	0	0	0	0	2	48	24.0	26	0	
@ARIZ 10/4	W	1/0	2	4	2.0	7	0	2	0	0.0	0	0	0	0	0	0	0	5	121	24.2	39	0	
@GB 10/11	L	1/0	2	28	14.0	17	0	0	0	0.0	0	0	0	0	0	0	0	1	25	25.0	25	0	
CLEV 10/25	W	1/0	2	13	6.5	10	0	4	11	2.8	8	0	0	0	0	0	0	1	27	27.0	27	0	
SF 11/1	W	1/0	0	0	0.0	0	0	0	0	0.0	0	0	0	0	0	0	0	1	13	13.0	13	0	
@MINN 11/8	0/0	0/0	0	0	0.0	0	0	0	0	0.0	0	0	0	0	0	0	0	0	0	0.0	0	0	
CHI 11/15	0/0	0/0	0	0	0.0	0	0	0	0	0.0	0	0	0	0	0	0	0	0	0	0.0	0	0	
@BAL 11/22	0/0	0/0	0	0	0.0	0	0	0	0	0.0	0	0	0	0	0	0	0	0	0	0.0	0	0	
@CIN 11/29	0/0	0/0	0	0	0.0	0	0	0	0	0.0	0	0	0	0	0	0	0	0	0	0.0	0	0	
ARIZ 12/6	0/0	0/0	0	0	0.0	0	0	0	0	0.0	0	0	0	0	0	0	0	0	0	0.0	0	0	
DET 12/13	0/0	0/0	0	0	0.0	0	0	0	0	0.0	0	0	0	0	0	0	0	0	0	0.0	0	0	
TAMPA 12/17	0/0	0/0	0	0	0.0	0	0	0	0	0.0	0	0	0	0	0	0	0	0	0	0.0	0	0	
@SEA 12/27	0/0	0/0	0	0	0.0	0	0	0	0	0.0	0	0	0	0	0	0	0	0	0	0.0	0	0	
@SF 1/3/16	0/0	0/0	0	0	0.0	0	0	0	0	0.0	0	0	0	0	0	0	0	0	0	0.0	0	0	
<b>TOTAL</b>	<b>4-3</b>	<b>7/1</b>	<b>16</b>	<b>167</b>	<b>10.4</b>	<b>42</b>	<b>0</b>	<b>24</b>	<b>68</b>	<b>2.8</b>	<b>12</b>	<b>0</b>	<b>0</b>	<b>0</b>	<b>0</b>	<b>0</b>	<b>0</b>	<b>11</b>	<b>262</b>	<b>23.8</b>	<b>39</b>	<b>0</b>	

## 2014 ST. LOUIS RAMS

Game	W/L	Receiving					Rushing				Returns											
		G/S	No	Yds	Avg	Lg	TD	Att	Yds	Avg	Lg	TD	PR	FC	YDS	LG	TD	KR	YDS	AVG	LG	TD
MIN 9/7	L	1/0	4	30	7.5	12	0	5	21	4.2	12	0	0	0	0	0	0	0	0	0.0	0	0
@TB 9/14	W	1/0	1	4	4.0	4	0	6	15	2.5	11	0	0	0	0	0	0	0	0	0.0	0	0
DAL 9/21	L	1/0	1	5	5.0	5	0	9	29	3.2	7	0	0	0	0	0	0	0	0	0.0	0	0
PHL 10/5	L	1/0	3	24	8.0	12	0	7	47	6.7	14t	1	0	0	0	0	0	5	126	25.2	31	0
SF 10/13	L	1/0	2	12	6.0	6	0	7	21	3.0	5	1	0	0	0	0	0	2	54	27.0	31	0
SEA 10/19	W	1/1	5	46	9.2	18	1	2	3	1.5	5	0	0	0	0	0	0	2	104	52.0	75	0
@KC 10/26	L	1/1	1	8	8.0	8	0	4	27	6.8	18	0	0	0	0	0	0	2	57	28.5	41	0
@SF 11/2	W	1/0	3	38	12.7	17	0	4	10	2.5	8	0	0	0	0	0	0	3	78	26.0	37	0
@ARI 11/9	L	1/0	2	16	8.0	12	0	4	12	3.0	5	1	0	0	0	0	0	2	63	31.5	32	0
DEN 11/16	W	1/0	4	31	7.8	12	0	2	7	3.5	6	0	0	0	0	0	0	2	49	24.5	25	0
@SD 11/23	L	1/0	2	11	5.5	7	0	4	18	4.5	8	0	0	0	0	0	0	5	133	26.6	33	0
OAK 11/30	W	1/0	0	0	0.0	0	0	2	3	1.5	5	0	0	0	0	0	0	0	0	0	0	0
@WAS 12/7	W	1/0	5	28	5.6	15	0	3	20	6.7	20	0	0	0	0	0	0	1	20	20.0	20	0
ARI 12/11	L	1/0	3	23	7.7	19	0	2	4	2.0	4	0	0	0	0	0	0	4	116	29.0	36	0
NYG 12/21	L	1/0	2	19	9.5	11	0	1	-1	-1.0	-1	0	0	0	0	0	0	4	83	20.8	25	0
@SEA 12/28	L	1/0	7	57	8.1	14	0	4	10	2.5	6	0	0	0	0	0	0	3	80	26.7	30	0
<b>TOTAL</b>	<b>6-10</b>	<b>16/2</b>	<b>45</b>	<b>352</b>	<b>7.8</b>	<b>19</b>	<b>1</b>	<b>66</b>	<b>246</b>	<b>3.7</b>	<b>20</b>	<b>3</b>	<b>0</b>	<b>0</b>	<b>0</b>	<b>0</b>	<b>0</b>	<b>35</b>	<b>963</b>	<b>27.5</b>	<b>75</b>	<b>0</b>

# BENNY CUNNINGHAM GAME-BY-GAME STATISTICS

2013 ST. LOUIS RAMS																							
Game	W/L	G/S	Receiving					Rushing					Returns										
			No	Yds	Avg	Lg	TD	Att	Yds	Avg	Lg	TD	PR	FC	YDS	LG	TD	KR	YDS	AVG	LG	TD	
ARI 9/8	W	1/0	0	0	0.0	0	0	0	0	0.0	0	0	0	0	0	0	0	0	2	46	23.0	25	0
@ATL 9/15	L	1/0	0	0	0.0	0	0	2	0	0.0	0	0	0	0	0	0	0	0	1	25	25.0	25	0
@DAL 9/22	L	1/0	1	6	6.0	6	0	4	16	4.0	9	0	0	0	0	0	0	0	2	46	23.0	25	0
SF 9/26	L	1/0	1	17	17.0	17	0	4	6	1.5	7	0	0	0	0	0	0	0	3	74	24.7	32	0
JAC 10/6	W	1/0	0	0	0.0	0	0	4	13	3.3	6	0	0	0	0	0	0	0	2	52	26.0	32	0
@HOU 10/13	W	1/0	0	0	0.0	0	0	3	11	3.7	7	0	0	0	0	0	0	0	2	56	28.0	30	0
@CAR 10/20	L																						
SEA 10/28	L																						
TEN 11/3	L	1/0	0	0	0.0	0	0	3	11	3.7	6	0	0	0	0	0	0	0	0	0	0	0	0
@IND 11/10	W	1/0	1	18	18.0	18	0	7	72	10.3	56	0	0	0	0	0	0	0	0	0	0	0	0
CHI 11/24	W	1/0	0	0	0.0	0	0	13	109	8.4	27	1	0	0	0	0	0	0	0	0	0	0	0
@SF 12/1	L	1/0	0	0	0.0	0	0	2	16	8.0	13	0	0	0	0	0	0	0	0	0	0	0	0
@ARI 12/8	L	1/0	2	16	8.0	10	0	2	9	4.5	6	0	0	0	0	0	0	0	0	0	0	0	0
NO 12/15	W	1/0	0	0	0.0	0	0	2	0	0.0	0	0	0	0	0	0	0	0	0	0	0	0	0
TB 12/22	W	1/0	0	0	0.0	0	0	1	-2	-2.0	-2	0	0	0	0	0	0	0	0	0	0	0	0
@SEA 12/29	L	1/0	1	2	2.0	2	0	0	0	0.0	0	0	0	0	0	0	0	0	1	0	0.0	0	0
TOTAL	7-9	14/0	6	59	9.8	18	0	47	261	5.6	56	1	0	0	0	0	0	0	13	299	23.0	32	0





# 38 | CODY DAVIS

Position: Safety  
 Ht./Wt.: 6-1/206  
 Birth Date: 6/6/89  
 College: Texas Tech  
 Hometown: Stephenville, Tex.  
 Experience: 3rd year (3rd Rams)  
 Acquired: FA-2013

Career GP/GS (Playoffs): 34/0 (0/0)



**TRANSACTIONS:** Signed to the Rams' active roster (9/27/13)...spent the first four weeks of the season on the Rams' practice squad...signed with the Rams as an undrafted rookie free agent (4/29/13).

**PRO:** Third-year pro has played in 34 games as a Ram as a key special teams contributor...garnered 16 special teams tackles in his first two seasons.

**2015 SEASON: Week 8 vs. San Francisco (11/1):** Saw action on special teams..**Week 7 vs. Cleveland (10/25):** Saw action on special teams..**Week 5 at Green Bay (10/11):** Saw action on special teams...made one tackle...caught a 20-yard pass from P Johnny Hekker on a fake punt conversion, his first reception of his NFL career...**Week 4 at Arizona (10/4):** Saw action on special teams...made one tackle..**Week 3 vs. Pittsburgh (9/27):** Saw action on special teams..**Week 2 at Washington (9/20):** Saw action on special teams...made one tackle..**Week 1 vs. Seattle (9/13):** Saw action on special teams.

**2014 SEASON:** Saw action in 15 games on defense and special teams, registered three tackles (two solo) and 10 special teams tackles...**vs. Minnesota (9/7):** Saw action on defense and special teams...recorded one tackle (one solo)...**vs. Dallas (9/21):** Saw action on defense and special teams...recorded one tackle...recovered a RB DeMarco Murray fumble in the first quarter that led to a Rams scoring drive...**vs. Oakland (11/30):** Saw action on special teams...tallied three tackles.

**at Seattle (12/28):** Saw action on special teams...notched two tackles

**2013 SEASON:** Signed to the Rams' active roster (9/27)...finished the season with six special teams tackles...**at Indianapolis (11/10):** Saw action on special teams...tallied two tackles...**at San Francisco (12/1):** Saw action on special teams...made one tackle...**at Arizona (12/8):** Saw action on special teams...registered two special teams tackles.

**COLLEGE:** Capital One Academic All-America (first team)...Phil Steele All-Big 12 (second team)... All-Big 12 (second team)... All-Big 12 Defensive Player of the Year (honorable mention)...All-Big 12 Scholar-Athlete of the Year (honorable mention)... Academic All-Big 12 (first team)...ranked second in Big 12 in solo tackles (84) as a senior and eighth in the conference in total tackles (101)...ranks eighth in school history in career tackles (362)...led the team with 101 tackles (84 solo) as a senior...started 49 games, including 22 consecutive starts at safety...Academic All-Big 12 (first team) as a junior... All-Big 12 (honorable mention) as a sophomore...Phil Steele Freshman All-America (first team).

**PERSONAL:** Attended Stephenville High School in Stephenville, Texas...an extremely productive high school player, he helped lead Stephenville to a combined 33-5 record during his three years as a starter in the defensive backfield...majored in business administration...participated in numerous community events, including Holiday Mail for Heroes, Love Light, Komen Race for the

## CODY DAVIS NFL STATISTICS

Year	Team	G/S	REGULAR SEASON													
			Tackles				Interceptions				Fumbles					
			Total	Solo	Asst	Sk	Yds	Int	Yds	Lg	TD	PD	FF	FR	Yds	
2013	RAMS	12/0	0	0	0	0.0	0.0	0	0	0	0	0	0	0	0	0
2014	RAMS	15/0	3	2	1	0.0	0.0	0	0	0	0	0	0	0	1	0
2015	RAMS	7/0	0	0	0	0.0	0.0	0	0	0	0	0	0	0	0	0
Total		34/0	3	2	1	0.0	0.0	0	0	0	0	0	0	0	1	0

**ADDITIONAL CAREER STATISTICS:** Special Teams Tackles: 2015 (3), 2014 (10), 2013 (6). Caught a 20-yard pass from P Johnny Hekker on a successful fake punt conversion.





# 99 | AARON DONALD

Position:	Defensive Tackle
Ht./Wt.:	6-1/285
Birth Date:	5/23/91
College:	Pittsburgh
Hometown:	Pittsburgh, Pa.
Experience:	2nd year (2nd Rams)
Acquired:	D1B-2014 (13th)

Career GP/GS (Playoffs): 23/19 (0/0)



**TRANSACTIONS:** Selected by the Rams in the first round (13th overall) of the 2014 NFL Draft (5/8/14).

**PRO:** Named to 2015 Pro Bowl...appeared in 16 games and started 12 as a Ram in 2014...posted 9.0 sacks, which led all rookies and are the most ever by a Rams' rookie...was first Rams' rookie selected to the Pro Bowl since RB Jerome Bettis in 1993.



**2015 SEASON: Week 8 vs. San Francisco (11/1):** Started at defensive tackle...recorded four solo tackles...also had six quarterback pressures and three hits...**Week 7 vs. Cleveland (10/25):** Started at defensive tackle...compiled 1.0 sack, two solo tackles, three quarterback hits and two forced fumbles...**Week 5 at Green Bay (10/11):** Started at defensive tackle...registered three tackles (two solo)...**Week 4 at Arizona (10/4):** Started at defensive tackle...made four tackles (two solo)...also had a season-high eight quarterback pressures...**Week 3 vs. Pittsburgh (9/27):** Started at defensive tackle...sacked Steelers QB Ben Roethlisberger for an 8-yard loss...has posted at least a half sack in the last four games dating back to Week 17 of the 2014 season...registered six tackles (four solo)...**Week 2 at Washington (9/20):** Started at defensive tackle...split a sack on QB Kirk Cousins with DE Chris Long...tallied five tackles (four tackles)...**Week 1 vs. Seattle (9/13):** Started at defensive tackle...sacked QB Russell Wilson two times to bump his career sack total to 11...in three games against the Seahawks, he has 4.0 sacks...marked his first multi-sack game of his career...added 11 tackles to establish a new career-high...earned NFC Defensive Player of the Week honors.

Donald earned NFC Defensive Player of the Week honors vs. Seattle (9/13/15)

**2014 SEASON:** Finished the season with 72 tackles (49 solo), 9.0 sacks and 38 quarterback pressures...from weeks 10-15, he had a sack in five straight games...also posted a team-high 17 tackles for loss on the season and coaches credited him with 32 quarterback pressures and 12 quarterback hits...his 9.0 sacks are the most ever by a Rams rookie regardless of position...**vs. Minnesota (9/7):** Made his NFL debut...recorded six tackles (five solo)...**at Tampa Bay (9/14):** Saw action on defense and special teams...recorded six tackles (five solo)...recorded his first career sack...**vs. San Francisco (10/13):** Made his first career start at defensive tackle...tallied seven tackles (five solo)...**vs. Seattle (10/16):** Started at defensive tackle...notched six solo tackles and 1.0 sack...**at Kansas City (10/26):** Started at defensive tackle...tallied three solo tackles and one forced fumble...**at San Francisco (11/2):** Started at defensive tackle...registered one solo tackle and 1.0 sack...**vs. Denver (11/16):** Started at defensive tackle...registered two solo tackles and 1.0 sack...**at San Diego (11/23):** Started at defensive tackle...notched seven tackles (four solo) and 1.0 sack...**vs. Oakland (11/30):** Started at defensive tackle...tallied five tackles (three solo) and 1.0 sack...**at Washington (12/7):** Started at defensive tackle...notched five tackles (two solo) and 1.0 sack...**vs. Arizona (12/11):** Recorded his 10th career start at defensive tackle...registered six tackles (two solo) and 1.0 sack...**at Seattle (12/28):** Started at defensive tackle...posted seven tackles (four solo) and 1.0 sack...led all rookies with 9.0 sacks.

**COLLEGE:** Recipient of the Bronko Nagurski Trophy (nation's most outstanding defensive player), Chuck Bednarik (defensive player of the year), Outland Trophy (nation's best offensive or defensive interior lineman) and Rotary Lombardi Award (nation's most outstanding lineman or linebacker)...also named Athlon Sports National Defensive Player of the Year, CBSSports.com National Defensive Player of the Year and Lindy's Sports National Defensive Player of the Year...named All-American first-team by The NFL Draft Report, American Football Coaches Association, Associated Press, Athlon Sports, ESPN.com, Football Writers Association of America, Lindy's Sports, SI.com, Sporting News, USA Today and Walter Camp Football Foundation...was also the recipient of the Atlantic Coast Conference Defensive Player of the Year Award by the league's coaches, media and Athlon Sports...added All-ACC first-team honors...earned unanimous first-team All-American status, he became the first Pitt defensive player to accomplish that feat since legendary defensive end Hugh Green in 1980...started 30-of-51 games at Pittsburgh - 25 at strong-side defensive tackle and five at strong-side defensive end...recorded 181 tackles (115 solos) with 29.5 sacks for minus 200 yards, 66.0 stops for losses totaling 315 yards, 43 quarterback pressures, 11 pass deflections and six forced fumbles...ranks fourth in NCAA FBS history with his 66.0 tackles-for-loss...his 29.5 sacks and 28 solo sacks both ranked third among active players, as his lost yardage via sacks (200) placed fourth...his 66 tackles-for-loss are the most by a Panther since the NCAA began recognizing that category in 1999... in 2013, earned Player of the Week honors for his performance vs. Virginia from the Bednarik Award and Athlon Sports...received National Player of the Week from the Bednarik Award vs. Georgia Tech and was also named ACC Player of the Week for that effort...closed out the regular schedule with Lott IMPACT Player of the Week and Walter Camp National Defensive Player of the Week recognition for the Syracuse clash...in 2012, earned third-team All-American honors from The NFL Draft Report after he led the team with 5.5 sacks for minus 36 yards, 18.5 stops for losses of 78 yards and eleven quarterback pressures...in 2011, received All-Big East Conference second-team honors from the league's coaches...played in all thirteen games as a reserve defensive tackle in 2010.

**PERSONAL:** Attended Penn Hills (Pa.) High School, playing football for head coach Ron Graham...regarded as one of the most dominating defensive linemen in Western Pennsylvania Interscholastic Athletic League Class AAAA ranks...selected first team All-State Class AAAA by the Pennsylvania Sports Writers Association each of his final two seasons...The Pennsylvania Football News All-Class AAAA, Pittsburgh Post-Gazette WPIAL Class AAAA Player of the Year, Pittsburgh Post-Gazette "Fabulous 22" and Pittsburgh Tribune-Review "Terrific 25" choice compiled 63 tackles, including fifteen for loss and eleven sacks as a senior... also started at offensive guard and was a three-year starter on both sides of the ball...the Indians advanced to the WPIAL Class AAAA playoffs in each of Donald's three years as a starter...selected to play in the Big 33 Football Classic and was rated one of the country's top 25 defensive tackles by Scout.com... his brother Archie played linebacker at Toledo...born Aaron Charles Donald...majored in Communications...son of Anita Goggins and Archie Donald...resides in Penn Hills, Pennsylvania...participated in numerous community events, including Coach Fisher & Friends Celebrity Softball game, the 6th Annual Playground Build at Marygrove, United Way Kickoff to Charity Luncheon, St. Louis Rams Training Academy Youth Camp and the All-Community Team Ticket Prgram - Donald's Drop Squad.

## AARON DONALD NFL STATISTICS

REGULAR SEASON																
Year	Team	G/S	Tackles		Asst	Sk	Yds	Interceptions				Fumbles				
			Total	Solo				Int	Yds	Lg	TD	PD	FF	FR	Yds	
2014	RAMS	16/12	72	49	23	9.0	60.0	0	0	0	0	0	1	0	0	
2015	RAMS	7/7	35	24	11	4.5	22.0	0	0	0	0	0	2	0	0	
<b>Total</b>		<b>23/19</b>	<b>107</b>	<b>73</b>	<b>34</b>	<b>13.5</b>	<b>82.0</b>	<b>0</b>	<b>0</b>	<b>0</b>	<b>0</b>	<b>0</b>	<b>3</b>	<b>0</b>	<b>0</b>	

**SINGLE GAME HIGHS**  
 Total Tackles – 11, vs. Seattle (9/13/15)  
 Solo Tackles – 6, last vs. Seattle (9/13/15)  
 Sacks –2.0, vs. Seattle (9/13/15)

## AARON DONALD GAME-BY-GAME STATISTICS

2015 ST. LOUIS RAMS															
Game	W/L	P/S	T	S	A	Sk	Yds	Int	Yds	Lg	TD	PD	FF	FR	Yds
SEA 9/13	W	1/1	11	6	5	2.0	10.0	0	0	0	0	0	0	0	0
@WASH 9/20	L	1/1	5	4	1	0.5	4.0	0	0	0	0	0	0	0	0
PIT 9/27	L	1/1	6	4	2	1.0	8.0	0	0	0	0	0	0	0	0
@ARIZ 10/4	W	1/1	4	2	2	0.0	0	0	0	0	0	0	0	0	0
@GB 10/11	L	1/1	3	2	1	0.0	0	0	0	0	0	0	0	0	0
CLEV 10/25	W	1/1	2	2	0	1.0	0	0	0	0	0	2	0	0	0
SF 11/1	W	1/1	4	4	0	0.0	0	0	0	0	0	0	0	0	0
@MINN 11/8	0/0	0/0	0	0	0	0.0	0	0	0	0	0	0	0	0	0
CHI 11/15	0/0	0/0	0	0	0	0.0	0	0	0	0	0	0	0	0	0
@BAL 11/22	0/0	0/0	0	0	0	0.0	0	0	0	0	0	0	0	0	0
@CIN 11/29	0/0	0/0	0	0	0	0.0	0	0	0	0	0	0	0	0	0
ARIZ 12/6	0/0	0/0	0	0	0	0.0	0	0	0	0	0	0	0	0	0
DET 12/13	0/0	0/0	0	0	0	0.0	0	0	0	0	0	0	0	0	0
TAMPA 12/17	0/0	0/0	0	0	0	0.0	0	0	0	0	0	0	0	0	0
@SEA 12/27	0/0	0/0	0	0	0	0.0	0	0	0	0	0	0	0	0	0
@SF 1/3/16	0/0	0/0	0	0	0	0.0	0	0	0	0	0	0	0	0	0
<b>TOTAL</b>	<b>4-3</b>	<b>7/7</b>	<b>35</b>	<b>24</b>	<b>11</b>	<b>4.5</b>	<b>22.0</b>	<b>0</b>	<b>0</b>	<b>0</b>	<b>0</b>	<b>2</b>	<b>0</b>	<b>0</b>	<b>0</b>

2014 ST. LOUIS RAMS															
Game	W/L	P/S	T	S	A	Sk	Yds	Int	Yds	Lg	TD	PD	FF	FR	Yds
MIN 9/7	L	1/0	6	5	1	0.0	0	0	0	0	0	0	0	0	0
@TB 9/14	W	1/0	6	5	1	1.0	4	0	0	0	0	0	0	0	0
DAL 9/21	L	1/0	4	3	1	0.0	0	0	0	0	0	0	0	0	0
PHL 10/5	L	1/0	4	2	2	0.0	0	0	0	0	0	0	0	0	0
SF 10/13	L	1/1	7	5	2	0.0	0	0	0	0	0	0	0	0	0
SEA 10/19	W	1/1	6	6	0	1.0	5	0	0	0	0	0	0	0	0
@KC 10/26	L	1/1	3	3	0	0.0	0	0	0	0	0	0	1	0	0
@SF 11/2	W	1/1	1	1	0	1.0	9	0	0	0	0	0	0	0	0
@ARI 11/9	L	1/1	3	2	1	0.0	0	0	0	0	0	0	0	0	0
@IND 11/10	W	1/1	0	0	0	0.0	0	0	0	0	0	0	0	0	0
DEN 11/16	W	1/1	2	2	0	1.0	12	0	0	0	0	0	0	0	0
@SD 11/23	L	1/1	7	4	3	1.0	5	0	0	0	0	0	0	0	0
OAK 11/30	W	1/1	5	3	2	1.0	8	0	0	0	0	0	0	0	0
@WAS 12/7	W	1/1	5	2	3	1.0	8	0	0	0	0	0	0	0	0
ARI 12/11	L	1/1	6	2	4	1.0	8	0	0	0	0	0	0	0	0
NYG 12/21	L	1/1	0	0	0	0.0	0	0	0	0	0	0	0	0	0
@SEA 12/28	L	1/1	7	4	3	1.0	1	0	0	0	0	0	0	0	0
<b>TOTAL</b>	<b>6-10</b>	<b>16/12</b>	<b>72</b>	<b>49</b>	<b>23</b>	<b>9.0</b>	<b>60</b>	<b>0</b>	<b>0</b>	<b>0</b>	<b>0</b>	<b>0</b>	<b>1</b>	<b>0</b>	<b>0</b>





# 64 | ANDREW DONNAL

Position:	Offensive Lineman
Ht./Wt.	6-5/316
Birth Date:	3/3/92
College:	Iowa
Hometown:	Monclava, Ohio
Experience:	Rookie
Acquired:	D4-2015 (119th)

Career GP/GS (Playoffs): 3/0 (0/0)



**TRANSACTIONS:** Selected by St. Louis in the fourth round (119th overall) of the 2015 NFL Draft (5/2/15).

**2015 SEASON: Week 8 vs. San Francisco (11/1):** Saw action on special teams...**Week 7 vs. Cleveland (10/25):** Declared inactive..**Week 5 at Green Bay (10/11):** Saw action on special teams...**Week 4 at Arizona (10/4):** Declared inactive...**Week 3 vs. Pittsburgh (9/27):** Declared inactive...**Week 2 at Washington (9/20):** Saw his first NFL action on special teams...**Week 1 vs. Seattle (9/13):** Declared inactive.

**COLLEGE:** Started all 13 games at right tackle as a senior... earned Honorable mention All-Big Ten by league coaches...played every offensive down in win over Northern Iowa as offense gained 401 yards total offense...played every offensive down in win over Ball State as offense gained 455 yards total offense...played every offensive down in win at Purdue as offense gained 420 yards total offense...played every offensive down in win over Indiana as offense gained 426 yards total offense...played every offensive down in win over Northwestern as offense gained 483 yards total offense...started at right tackle in win at Illinois as offense rushed for 304 yards and gained 587 yards total offense...played every offensive down against No. 14 Wisconsin as offense gained 412 yards total offense against top-ranked defense in the nation...saw action at both guard and tackle throughout the 2013 season...played in 12 games...saw action at right guard and left tackle in win over Missouri State as offense gained 491 yards total offense ...saw action at right guard in win at Iowa State as offense gained 378 yards total offense and rushed for over 200 yards in third straight outing...saw action in win over Western Michigan as offense gained 446 yards total offense while rushing for over 200 yards in fourth straight game...saw action in offensive line in 23-7 win at Minnesota as offense gained 464 yards total offense and rushed for over 200 yards in fifth straight outing...saw action in win at Purdue as offense rushed for 318 yards and gained 509 yards total offense...listed as second team left tackle following spring practice in 2012...played in the first seven games of the 2012 season with three starts before being injured....registered first career start at right guard in win over Minnesota while the offense gained 374 yards total offense...started at right guard and played every offensive play in win at Michigan State...did not play in final five games due to injury...saw first action of collegiate career during 2011 season in opening win over Tennessee Tech...saw action in 45-24 win over Indiana as offense gained 456 yards total offense...redshirted during 2010 season.

**PERSONAL:** Attended Anthony Wayne High School in Ohio...participated in Army All-American Bowl and selected to team USA vs. World All-Stars in conjunction with Super Bowl...named first team All-Ohio Division I offensive lineman by the Associated Press...first team all-district and all-Northern Lakes League offensive tackle...named District Lineman of the Year...named to all-Toledo Blade team and Ohio High Magazine first team offensive line...2009 Buckeye Bluechip honoree by Touchdown Club of Columbus...was also first team all-conference as a junior, second team all-District and special mention all-state...earned second team all-conference honors as a sophomore....earned three varsity letters as offensive and defensive lineman...team captain as senior while helping team post 7-3 overall record....also lettered three years as basketball center and in track while competing in the shot put and discus...leisure studies major...named to all-Northern Lakes League Academic Team...parents are Susie and Ron Donnal.

**DONNAL'S Games Played Stats:** RAMS 2015 (3/0).



# 98 | NICK FAIRLEY

Position:	Defensive Tackle
Ht./Wt.:	6-4/308
Birth Date:	1/23/88
College:	Auburn
Hometown:	Mobile, Ala.
Experience:	5th year (1st Rams)
Acquired:	FA-2015

Career GP/GS (Playoffs): 53/30 (1/0)



**TRANSACTIONS:** Signed a free agent contract with the Rams (3/13/15)...declared a free agent (3/10/15)...originally selected by the Detroit Lions in the first round (13th overall) of the 2011 NFL Draft (4/28/11).

**PRO:** Physical, aggressive defensive tackle who contributed to the Lions' stellar defensive line rotation...selected in the first round (13th overall) in the 2011 NFL Draft after a successful two-year career at Auburn...earned his first Pro Bowl recognition as an alternate in 2014.

**2015 SEASON: Week 8 vs. San Francisco (11/1):** Saw action on defense...notched six tackles (two solo) and one pass defended...**Week 7 vs. Cleveland (10/25):** Saw action on defense...registered a season-high five tackles (three solo)...also had one fumble recovery...**Week 5 at Green Bay (10/11):** Saw action on defense...recorded two solo tackles and one pass defended...**Week 4 at Arizona (10/4):** Saw action on defense and special teams...notched two tackles (one solo), one hit on the quarterback and one pressure...**Week 3 vs. Pittsburgh (9/27):** Saw action on defense...had one hit on the quarterback...**Week 2 at Washington (9/20):** Saw action on defense...recorded a half sack on QB Kirk Cousins with DE Chris Long...also had four tackles (two solo)...**Week 1 vs. Seattle (9/13):** Made his Rams debut...saw action on defense...tallied three assisted tackles.

**2014 SEASON:** Saw his season cut short due to a knee injury at Atlanta (10/26), but managed to finish with 14 tackles (eight solo), one sack and one forced fumble...**vs. New York Giants (9/8):** Created pressure multiple times on the quarterback and had an assisted tackle in...**at Carolina (9/14):** Collected three total tackles, including one tackle for a loss...**vs. Green Bay (9/21):** Forced a fumble that was picked up for a touchdown by S Don Carey and had two solo tackles...**at New York Jets (9/28):** Generated three tackles, including his first sack of the season...**vs. Buffalo (10/5):** Had a pair of tackles and one quarterback hit... **at Minnesota (10/12):** Collected one tackle for a loss...**vs. New Orleans (10/19):** Made two solo tackles and had one quarterback hit...**at Atlanta (10/26):** Helped the Lions' defensive line apply pressure as they collected two sacks and five quarterback hurries...left game early with a knee injury...inactive for the final seven weeks of the season and NFC Wild Card game at Dallas (1/4) with a knee injury.

**2013 SEASON:** Started all 15 games he played and finished the season with 35 tackles (23 solo), six sacks (36.5 yards), one pass defense, one forced fumble, two fumble recoveries and one safety...also recorded his first-career touchdown on a fumble recovery vs. Chicago (9/29)...**vs. Minnesota (9/8):** Tied for second on the team in tackles with five (two solo), including one tackle for loss, recorded two quarterback hits and led team in sacks with 1.5 (9.5 yards) and had a fumble recovery...**vs. Chicago (9/29):** Recorded two quarterback hits and his first-career scoop-and-score touchdown after a forced fumble from DT Ndamukong Suh... **at Cleveland (10/13):** Posted three tackles (two solo) and one quarterback hit...**at Chicago (11/10):** Sacked Bears QB Josh McCown for a loss of three yards late in the fourth quarter and then effectively sealed the win for Detroit by tackling Bears RB Matt Forte for a loss on Chicago's game-tying two-point conversion attempt...also had four quarterback hits...**at Pittsburgh (11/17):** Sacked Steelers QB Ben Roethlisberger for a loss of nine yards...also had three tackles (two solo), including two tackles for loss and one quarterback hit...**at Philadelphia (12/8):** Had six tackles (five solo), including one tackle for loss...**vs. New York Giants (12/22):** Registered his first-career safety on a nine-yard sack on Giants QB Eli Manning...also had three solo tackles, including one tackle for loss, and two quarterback hits...it was the second safety by the Lions in 2013 and the seventh time in team history the Lions have recorded two safeties in one season...the last time this occurred was 2009...**at Minnesota (12/29):** Registered five tackles (two solo), including one tackle for loss, 1.5 sacks (six yards) and two quarterback hits.

**2012 SEASON:** Breakout season got off to a strong start after recording the first Lions sack on the season in Week 1...stepped in as a starter with DT Corey Williams out due to injury and created a young, stout defensive tackle tandem with DT Ndamukong Suh...totaled 5.5 sacks, 34 tackles (26 solo), two forced fumbles and one fumble recovery before a shoulder injury ended his season in Week 14... **vs. St. Louis (9/9):** Recorded first sack of season for a loss of five yards in the Lions' season home opener... part of a defensive line effort that tallied four sacks in the game and held Rams RB Steven Jackson to only 53 yards rushing... **at Tennessee (9/23):** Recovered his first career fumble recovery...**at Philadelphia (10/14):** Combined with DE Kyle Vanden Bosch for a half a sack on a pivotal second down play that resulted in a total loss of 14 yards on the Eagles' opening drive in overtime...also had two tackles (one solo) and one pass defense...**at Jacksonville (11/4):** Tied a then career-high in tackles with three solo tackles...the Lions defensive line also held the Jaguars to just 64 yards on the ground, the lowest total of the season... **at Minnesota (11/11):** Recorded a career-high four tackles and a sack in, giving him 2.5 sacks on the season...**vs. Green Bay (11/24):** Recorded seven tackles and two sacks, both of which were career highs...his first-career multi-sack game...also registered his first-career forced fumble on the Packers' opening drive in the third quarter to halt Green Bay's drive at their own 17-yard line... **at Green Bay (12/9):** Continued his strong play against the Packers with a sack (seven yards), four solo tackles, including two tackles for loss, and two quarterback hits...placed on Reserve/Injured on Dec. 19, 2012.



**2011 SEASON:** Despite battling a foot injury throughout the year, played in 10 games as a rookie and registered 15 tackles (nine solo) and one sack...suffered a foot injury during training camp that required surgery...inactive for the team's first three games at Tampa Bay (9/11), vs. Kansas City (9/18), at Minnesota (9/25) and at Dallas (10/2)...**vs. Chicago (10/10):** Made his NFL debut and helped the defense limit the Bears to three second-half points as the Lions claimed a 24-13 win...**vs. Atlanta (10/23):** Recorded his first career tackle. Stop came against QB Matt Ryan on second-and-11 at the Detroit 47-yard line as he tripped him up on a two-yard gain...**at New Orleans (12/4):** Recorded his first-career sack dropping the Saints for a one-yard loss on second-and-3 at the Saints 10-yard line...**at Green Bay (1/1):** Finished the season with career-high four tackles...NFC Wild Card playoff game at New Orleans (1/7/12): Had two tackles.

**COLLEGE:** Started 16-of-27 games during his two-year career at Auburn, recording 88 tackles (50 solo), 13.0 sacks for minus 89 yards, 27.5 stops for losses totaling 126 yards and 32 tackles-for-loss, posting 28 quarterback pressures...also forced two fumbles and recovered three others, intercepted one pass and added a blocked kick...in 2010, Fairley set a school record with 11.5 sacks. Recipient of Rotary Lombardi Trophy, awarded annually to the nation's top collegiate lineman, and named Defensive Most Valuable Player of the BCS Championship game after registering five solo tackles and one sack (seven yards), three stops for losses of 14 yards and a forced fumble against the Ducks...helped lead Tigers' defense to be the NCAA's ninth-ranked rushing defense in 2010, allowing just 109.07 yards per game...part of a defense that held Oregon, who averaged 49.33 points per game, to just 19 points in the BCS Championship game...played and started in all 14 games in 2010, finishing with 60 tackles (36 solo), 11.5 sacks for minus 74 yards, two fumble recoveries, one interception and 21 quarterback pressures. Earned consensus All-American First Team selection (AP, Walter Camp and FWAA) and All-SEC First Team choice. Finalist for the Chuck Bednarik Award (Top Defender) and honored as the SEC's Defensive Player of the Year...led unit that was top in the SEC and ranked ninth in the nation, allowing 109.07 yards per game on the ground...began collegiate career at Copenhaver-Lincoln Community College (2007-08) in Wesson, Mississippi...in 2008, earned an All-Region XII selection after collecting 63 tackles with seven sacks and nine stops for loss in seven games.

**PERSONAL:** Attended Lillie B. Williamson High School (Mobile, Ala.) playing football for head coach Bobby Parrish...was a 5A All-State selection by the ASWA and finalist for the 5A Lineman of the Year Award...graded out a 97-percent on the offensive line and added five receptions for 150 yards as a tight end in 2007...participated in the Alabama-Mississippi All-Star Classic as a senior and the AHSAA North/South All-Star game as a junior...given a three-star rating by Rivals.com, who listed him as the 28th-best offensive guard prospect in the nation and the 15th-best recruit from the state of Alabama...offered scholarships from Alabama, Kansas State, Louisville, Southern Mississippi and West Virginia before committing to Auburn...son of Paula and Herbert Rogers...one of nine siblings, born on January 23, 1988 in Mobile, Alabama.

## NICK FAIRLEY NFL STATISTICS

REGULAR SEASON															
Year	Team	G/S	Tackles		Asst	Sk	Yds	Interceptions				PD	Fumbles		Yds
			Total	Solo				Int	Yds	Lg	TD		FF	FR	
2011	Detroit	10/0	15	9	6	1.0	1.0	0	0	0	0	0	0	0	0
2012	Detroit	13/7	35	28	7	5.5	38	0	0	0	0	1	2	1	0
2013	Detroit	15/15	34	22	12	6.0	36.5	0	0	0	0	1	1	2	4
2014	Detroit	8/8	14	8	6	1.0	2.0	0	0	0	0	0	1	0	0
2015	RAMS	7/0	22	10	12	0.5	2.0	0	0	0	0	1	0	1	0
Total		53/30	120	79	43	14.0	79.5	0	0	0	0	3	4	4	4

POSTSEASON															
Year	Team	G/S	Tackles		Asst	Sk	Yds	Interceptions				PD	Fumbles		Yds
			Total	Solo				Int	Yds	Lg	TD		FF	FR	
2011	Detroit	1/0	2	2	0	0.0	0.0	0	0	0	0	0	0	0	0

**ADDITIONAL CAREER STATISTICS:** Notched a touchdown off a forced fumble caused by DT Ndamukong Suh vs. Chicago (9/29/13).

**SINGLE GAME HIGHS**  
 Total Tackles – 7, vs. Green Bay (11/18/12)  
 Sacks – 2.0, vs. Green Bay (11/18/12)  
 Passes Defensed – 1, vs. Cincinnati (10/20/13)





# 5 | NICK FOLES

**Position:** Quarterback  
**Ht./Wt.:** 6-6/243  
**Birth Date:** 1/20/89  
**College:** Arizona  
**Hometown:** Austin, Texas  
**Experience:** 4th year (1st Rams)  
**Acquired:** T(PHI)-15

**Career GP/GS (Playoffs):** 35/31 (1/1)



**TRANSACTIONS:** Traded to the Rams for QB Sam Bradford and draft compensation (3/10/15)...selected by the Eagles in the third round (88th overall) of the 2012 NFL Draft (4/27/12).

**PRO:** Named MVP of 2014 Pro Bowl, completing 7-10 passes and a touchdown...became first QB since 1960 to post a 149-plus quarterback rating in consecutive games (158.3 at Oak, 11/3/13 and 149.3 at GB, 11/10/13)...



### HIGHEST SINGLE SEASON QB RATING IN NFL HISTORY



Aaron Rodgers, GB (2011)	122.5
Peyton Manning, IND (2004)	121.1
<b>Nick Foles, PHI (2013)</b>	<b>119.2</b>
Tom Brady, NE (2007)	117.2
Peyton Manning, DEN (2013)	115.1

among quarterbacks who have thrown a minimum of 800 pass attempts in their career, his 1.9 interception percentage (17 interceptions out of 894 attempts) is the second lowest behind Green Bay's Aaron Rodgers...owns the best quarterback rating (94.1) and completion percentage (61.6) in Eagles' franchise history...set the Eagles record with 237 pass attempts without an interception (12/23/12 thru 12/8/13)...had 152.8 quarterback rating in November 2013,

highest in any calendar month in NFL history (min. 50 attempts)...his 2013 season also produced the third lowest interception pct. (0.63) in NFL history and his 19 touchdowns to start a season without an interception was the second most in NFL history behind Denver's Peyton Manning's 20 (also in 2013).

**2015 SEASON: Week 8 vs. San Francisco (11/1):** Started at quarterback...completed 14-of-23 attempts for 191 yards and one touchdown for a passer rating of 101.9...his record as a starter improved to 18-7...**Week 7 vs. Cleveland (10/25):** Started at quarterback...completed 15-of-23 passes for 163 yards...**Week 5 at Green Bay (10/11):** Started at quarterback...completed 11-of-30 passes for 141 and one touchdown...**Week 4 at Arizona (10/4):** Started at quarterback...completed 16-of-24 passes for 171 yards and three touchdowns for a passer rating of 126.9...the passer rating was his highest mark since (12/22/13) vs. Chicago...marked his first game as a Ram with three touchdowns...**Week 3 vs. Pittsburgh (9/27):** Started at quarterback...completed 19-of-28 passes for 197 yards, 2.0 sacks and had his first interception of the season for a passer rating of 73.1...**Week 2 at Washington (9/20):** Started at quarterback...completed 17-of-32 passes for 150 yards, 1.0 sack, and one touchdown for a 76.3 quarterback rating...**Week 1 vs. Seattle (9/13):** Started at quarterback in his Rams debut...led his team to their first overtime victory since 2012...completed 18-of-27 passes for 297 yards and one touchdown for a passer rating of 115.8...scrambled 1-yard for his first touchdown as a Ram.

**2014 SEASON:** Became the eighth player in NFL history to throw for 320-plus yards in each of the first three games of a season...**vs. Jacksonville (9/7):** Threw for 322 yards, including a career-long 68-yard touchdown pass to WR Jeremy Maclin, in comeback win....after a scoreless first half, completed 15 of 21 passes for 183 yards and two touchdowns in final 30 minutes...**at Indianapolis (9/15):** His 331 yards passing fueled a comeback win...**vs. Washington (9/21):** Led a comeback win with 325 yards and three touchdowns, including a 27-yard strike to Maclin to break a tie midway through the fourth quarter...**at Arizona (10/26):** Posted career highs in attempts (62) and completions (36) for 411 yards and two touchdowns.

**2013 SEASON:** Led the NFL in QB rating (119.2), yards per pass attempt (9.1) and touchdown pct. (8.5)...became the first Eagle to lead the league in passer rating since Tommy Thompson did so in 1948 and 1949...his touchdown/interception ratio of 27/2 was the best in NFL history and is the only quarterback in league history to throw 20-plus touchdowns and fewer than two interceptions...joined Tom Brady (36 touchdowns, four interceptions in

NFL'S LOWEST SINGLE-SEASON INT PCT	
Damon Huard, 2006	0.41
Josh McCown, 2013	0.45
<b>Nick Foles, 2013</b>	<b>0.63</b>
Joe Ferguson, 1976	0.66
Tom Brady, 2010	0.81

### MOST TD PASSES TO START SEASON WITHOUT AN INT

Peyton Manning, Denver	20 (2013)
<b>Nick Foles, Philadelphia</b>	<b>19 (2013)</b>
Milt Plum, Cleveland	16 (1960)
Randall Cunningham, Minnesota	14 (1998)
Don Meredith, Dallas	14 (1966)



2010) as the only two quarterbacks in NFL history to throw 25-plus touchdowns and fewer than five interceptions in a season... his nine games of a 100-plus quarterback rating were second in the NFL and tied the team's single season record set by Donovan McNabb (2004)...earned NFC Offensive player of the month honors for November after he set an NFL record for quarterback rating in a month (152.8)...in three games, he completed 71 percent of his passes for 932 yards and 10 touchdowns (no interceptions)...**at New York Giants (10/6):** Subbed for an injured Michael Vick in the second quarter and completed 64 percent of his passes (16-25) for 197 yards and two touchdowns... **at Tampa Bay (10/13):** Earned NFC Offensive player of the week honors after first start of season....completed 22 of 31 passes (71 percent) for 296 yards, three touchdowns and a 133.3 quarterback rating...also scored on a 4-yard run... **at Green Bay (11/10):** Tossed

### 2013 LEAGUE LEADERS IN QUARTERBACK RATING



<b>Nick Foles, Philadelphia</b>	<b>119.2</b>
Peyton Manning, Denver	115.1
Josh McCown, Chicago	109.0
Philip Rivers, San Diego	105.5
Aaron Rodgers, Green Bay	104.9



three touchdown passes and accrued a 149.3 quarterback rating, becoming the first quarterback since 1960 to post a 149-plus quarterback rating in back-to-back games... **vs. Washington (11/17):** Threw for 298 yards and ran for a career-high 47 yards, including a touchdown...he accrued a quarterback rating of 104.3... **vs. Arizona (12/1):** Tossed three touchdown passes (all to tight ends) as part of a 112.0 quarterback rating game...**at Minnesota (12/15):** Threw for a career-high 428 yards and had 3 touchdowns... **vs. Chicago (12/22):** Set an Eagles franchise record with an 82 percent completion pct. (21-25) to go along with two touchdowns, 230 yards and a 131.7 quarterback rating... **at Dallas (12/29):** Helped clinched the NFC East title with a 124.4 quarterback rating...went 17-26 for 263 yards and two touchdowns... **vs. New Orleans (1/4):** In first NFL playoff start, completed 69.7 percent of passes (23-33) for 195 yards, two touchdowns, and 105.0 QB rating.

**2012 SEASON:** Set Eagles rookie passing records in the following categories: yards (1,699), attempts (265) and completions (161)... **vs. Dallas (11/11):** Saw his first NFL action in place of an injured Michael Vick, threw for 219 yards and his first touchdown (44 yards to WR Jeremy Maclin)...according to the Elias Sports Bureau, it was the highest yardage total by an Eagles rookie quarterback in his NFL debut...the last Eagles rookie to throw a touchdown was RB Brian Westbrook in 2002...the last Eagles rookie QB to do so was A.J. Feeley in 2001...**at Dallas (12/2):** Started his first NFL game in his home state of Texas...completed 65 percent of his passes (22 for 34) for 251 yards and one touchdown... **at Tampa Bay (12/9):** Rallied from a 21-10 deficit in the fourth quarter with two touchdown passes in the final four minutes - an 11 yarder to TE Clay Harbor and a 1-yard strike to Maclin on final play of regulation...along the way, tallied an Eagles rookie record 381 passing yards and became just the third rookie in NFL history to throw for 350-plus passing yards, two touchdowns and no interceptions in a game...also ran for a 10-yard touchdown, the first of his career...**vs. Washington (12/23):** threw for 345 yards and touchdown, while completing 66.7 percent of his passes (32-48).

**COLLEGE:** Finished career at Arizona as the school's all-time leader in passing yards (10,011), touchdowns (67), attempts (1,369) and completions (933)...as a senior in 2011, earned Honorable Mention All-Pac 12 honors after throwing for a school single-season record 4,334 yards and 28 touchdowns...also broke the Arizona record for attempts (560) and completions (387)... was named team Offensive co-MVP and Honorable mention All-Pac 10 as a junior in 2010, throwing for 3,191 yards and 20 touchdowns...earned All-Pac 10 Honorable Mention honors as a sophomore in 2008 after finishing the year with 2,486 yards and 19 touchdowns...garnered Honorable Mention Pac-10 All-Academic honors in 2009 and 2010...redshirted in 2008 after transferring from Michigan State.

**PERSONAL:** Married his wife, Tori, in the 2014 offseason...Tori played volleyball at Arizona and is the sister of former Eagles and NFL tight end Evan Moore...has three dogs, Wrigley, Bella and Harmony, and a cat, Tigger...son of Larry and Melissa, who both are in the restaurant business...has two sisters, Lacey and Katie...was a roommate of Brent Celek's brother, Garrett, as a freshman at Michigan State...while at Arizona, served as a mentor to four brothers from an underprivileged home in Tucson - Aaron, Jose, Chris and Anthony. Said Foles, "I'd spend time with them every weekend. It was a great experience for me. I still mentor and talk to them and help them in any way I can."...starred at Westlake High School in Austin, TX, where he set school career records for passing yards (5,658) and TDs (56), breaking marks previously held by Drew Brees...was a high school teammate of Ravens K Justin Tucker...was a three-year starter and two-time team MVP for Westlake's basketball team, averaging 15 points and 11 rebounds in 2005-06 while earning all-district honors. Was recruited by numerous Division I basketball programs...was a high school Academic All-District selection in football and basketball...became the highest Arizona QB to be drafted since Detroit selected Eddie Wilson in the 2nd round in 1962...most underrated part of playing quarterback: "The ability to feel the game, especially during scramble situations. The ball's movement changes when you run as well as the throwing lanes. Some guys can do it, some guys can't."

## Seventh Heaven

In just his 9th NFL start, Foles became the 7th player in NFL history to throw 7 touchdowns in a game in a 49-20 win at

Oakland on November 3, 2013, and was the first to do so with a perfect QB rating of 158.3. He was also the first ever to throw all 7 TDs before the start of the fourth quarter and was the third to do so without throwing an interception. He earned NFC Offensive Player of the Week honors while his jersey, cleats and seventh TD football are on display at the Pro Football Hall of Fame.



# NICK FOLE'S NFL STATISTICS

## REGULAR SEASON

Year	Team	Passing										
		G/S	Att.	Cmp	Pct.	Yds	Yds/Att	TD	Int	Lg	Sk-Yds	Rtg.
2012	PHI	7/6	265	161	60.8	1,699	6.4	6	5	46	20-131	79.1
2013	PHI	13/10	317	203	64.0	2,891	9.1	27	2	63t	28-173	119.2
2014	PHI	8/8	311	186	59.8	2,163	7.0	13	10	68t	9-74	81.4
2015	RAMS	7/7	187	110	58.8	1,310	7.0	7	5	68	11-73	81.6
<b>Total</b>		<b>35/31</b>	<b>1,080</b>	<b>660</b>	<b>61.1</b>	<b>8,063</b>	<b>7.5</b>	<b>53</b>	<b>22</b>	<b>68t</b>	<b>68-451</b>	<b>92.0</b>

Year	Team	Rushing				
		Att.	Yds.	Avg.	Lg	TD
2012	PHI	11	42	3.8	14	1
2013	PHI	57	221	3.9	21	3
2014	PHI	16	68	4.3	14	0
2015	RAMS	13	18	1.4	10	1
<b>Total</b>		<b>97</b>	<b>349</b>	<b>3.6</b>	<b>21</b>	<b>5</b>

## POSTSEASON

Year	Team	Passing										
		G/S	Att.	Cmp	Pct.	Yds	Yds/Att	TD	Int	Lg	Sk-Yds	Rtg.
2013	PHI	1/1	33	23	69.7	195	5.9	2	0	40	2-19	105.0

Year	Team	Rushing				
		Att.	Yds.	Avg.	Lg	TD
2013	PHI	1	3	3.0	3	0

### SINGLE GAME HIGHS

Attempts – 62, at Arizona (10/26/14)  
 Completions – 36, at Arizona (10/26/14)  
 Yards – 428, at Minnesota (12/15/13)  
 Percentage – 82.0, vs. Chicago (12/22/13)  
 Long - 68t, vs. Jacksonville (9/7/14)  
 Touchdowns – 7, at Oakland (11/3/13)

Rush – 9, vs. Arizona (12/1/13)  
 Yards – 47, vs. Washington (11/17/13)  
 Long – 21, at Minnesota ( )  
 Touchdowns – 1, five times, last vs. Oakland (11/30/14)

# NICK FOLE'S GAME-BY-GAME STATISTICS

## 2015 ST. LOUIS RAMS

Game	W/L	P/S	Att	Cmp	Pct	Yds	Yds/Att	TD	Int	Lg	Sk-Yds	Rtg
SEA 9/13	W	1/1	27	18	66.7	297	11.0	1	0	42	2-21	115.8
@WSH 9/20	L	1/1	32	17	53.1	150	4.7	1	0	40t	1-4	76.3
PIT 9/27	L	1/1	28	19	67.9	197	7.0	0	1	26	2-10	73.1
@ARI 10/4	W	1/1	24	16	66.7	171	7.1	3	0	47	1-7	126.9
@GB 10/11	L	1/1	30	11	36.7	141	4.7	1	4	68	3-18	23.8
CLE 10/25	W	1/1	23	15	65.2	163	7.1	0	0	41	2-13	86.0
SF 11/1	W	1/1	23	14	60.9	191	8.3	1	0	66t	0-0	101.9
@MIN 11/8	0/0	0/0	0	0	0.0	0	0.0	0	0	0	0-0	0.0
CHI 11/15	0/0	0/0	0	0	0.0	0	0.0	0	0	0	0-0	0.0
@BAL 11/22	0/0	0/0	0	0	0.0	0	0.0	0	0	0	0-0	0.0
@CIN 11/29	0/0	0/0	0	0	0.0	0	0.0	0	0	0	0-0	0.0
ARI 12/6	0/0	0/0	0	0	0.0	0	0.0	0	0	0	0-0	0.0
DET 12/13	0/0	0/0	0	0	0.0	0	0.0	0	0	0	0-0	0.0
TB 12/17	0/0	0/0	0	0	0.0	0	0.0	0	0	0	0-0	0.0
@SEA 12/27	0/0	0/0	0	0	0.0	0	0.0	0	0	0	0-0	0.0
@SF 1/3	0/0	0/0	0	0	0.0	0	0.0	0	0	0	0-0	0.0
<b>TOTALS</b>	<b>4-3</b>	<b>7/7</b>	<b>187</b>	<b>110</b>	<b>58.8</b>	<b>1,310</b>	<b>7.0</b>	<b>7</b>	<b>5</b>	<b>68</b>	<b>11-73</b>	<b>81.6</b>

## 2014 PHILADELPHIA EAGLES

Game	W/L	P/S	Att	Cmp	Pct	Yds	Yds/Att	TD	Int	Lg	Sk-Yds	Rtg
JAC 9/7	W	1/1	45	27	60.0	322	7.2	2	1	68t	5-47	87.5
@IND 9/15	W	1/1	37	21	56.8	331	8.9	1	1	57	0-0	84.4
WAS 9/21	W	1/1	41	27	65.9	325	7.9	3	0	50	0-0	114.4
@SF 9/28	L	1/1	43	21	48.8	195	4.5	0	2	22	1-4	42.3
STL 10/5	W	1/1	37	24	64.9	207	5.6	2	1	24t	0-0	86.2
NYG 10/12	W	1/1	34	21	61.8	248	7.3	2	2	26t	1-3	79.1
@AZ 10/26	L	1/1	62	36	58.1	411	6.6	2	2	54t	0-0	75.4
@HOU 11/2	W	1/1	12	9	75.0	124	10.3	1	1	59t	2-20	100.7
CAR 11/10	W										Inactive	
@GB 11/16	L										Inactive	
TEN 11/23	W										Inactive	
@DAL 11/27	W										Inactive	
SEA 12/7	L										Inactive	
DAL 12/14	L										Inactive	
@WAS 12/20	L										Inactive	
@NYG 12/28	W										Inactive	
<b>TOTALS</b>	<b>10-6</b>	<b>8/8</b>	<b>311</b>	<b>186</b>	<b>59.8</b>	<b>2,163</b>	<b>7.0</b>	<b>13</b>	<b>10</b>	<b>68t</b>	<b>9-74</b>	<b>81.4</b>

## 2013 PHILADELPHIA EAGLES

Game	W/L	P/S	Att	Cmp	Pct	Yds	Yds/Att	TD	Int	Lg	Sk-Yds	Rtg
@WAS 9/9	W	0/0				Did not play						
SD 9/15	L	1/0	1	0	0.0	0	0.0	0	0	0	0-0	39.6
KC 9/19	L	0/0				Did not play						
@DEN 9/29	L	1/0	4	3	75.0	49	12.3	1	0	37	0-0	155.2
@NYG 10/6	W	1/0	25	16	64.0	197	7.9	2	0	28	1-3	114.9
@TB 10/13	W	1/1	31	22	71.0	296	9.5	3	0	47t	1-9	133.3
DAL 10/20	L	1/1	29	11	37.9	80	2.8	0	0	16	3-15	46.2
NYG 10/27	L	0/0				Inactive						
@OAK 11/3	W	1/1	28	22	78.6	406	14.5	7	0	63t	1-1	158.3
@GB 11/10	W	1/1	18	12	66.7	228	12.7	3	0	55t	3-17	149.3
WAS 11/17	W	1/1	26	17	65.4	298	11.5	0	0	49	3-22	104.3
AZ 12/1	W	1/1	34	21	61.8	237	7.0	3	0	25	5-35	112.0
DET 12/8	W	1/1	22	11	50.0	179	8.1	1	1	44	0-0	73.9
@MIN 12/15	L	1/1	48	30	62.5	428	8.9	3	1	51	4-32	103.5
CHI 12/22	W	1/1	25	21	84.0	230	9.2	2	0	32	2-5	131.7
@DAL 12/29	W	1/1	26	17	65.4	263	10.1	2	0	35	5-34	124.4
<b>TOTALS</b>	<b>10-6</b>	<b>13/10</b>	<b>317</b>	<b>203</b>	<b>64.0</b>	<b>2,891</b>	<b>9.1</b>	<b>27</b>	<b>2</b>	<b>63t</b>	<b>28-173</b>	<b>119.2</b>

## 2012 PHILADELPHIA EAGLES

Game	W/L	P/S	Att	Cmp	Pct	Yds	Yds/Att	TD	Int	Lg	Sk-Yds	Rtg
@CLE 9/9	W	0/0				Did not play						
BAL 9/16	W	0/0				Did not play						
@AZ 9/23	L	0/0				Did not play						
NYG 9/30	W	0/0				Did not play						
@PIT 10/7	L	0/0				Did not play						
DET 10/14	L	0/0				Did not play						
ATL 10/28	L	0/0				Did not play						
@NO 11/5	L	0/0				Did not play						
DAL 11/11	L	1/0	32	22	68.6	219	10.8	1	1	44t	2-11	85.3
@WAS 11/18	L	1/1	46	21	45.7	204	4.4	0	2	25	4-27	40.5
CAR 11/26	L	1/1	21	16	76.2	119	5.7	0	0	16	1-12	89.2
@DAL 12/2	L	1/1	34	22	64.7	251	7.4	1	0	29	1-11	96.6
@TB 12/9	W	1/1	51	32	62.7	381	7.5	2	0	39	6-43	98.6
CIN 12/13	L	1/1	33	16	48.5	180	5.5	1	1	46	1-3	62.7
WAS 12/23	L	1/1	48	32	66.7	345	7.2	1	1	38	5-24	85.9
@NYG 12/30	L	0/0				Injured/Reserve						
<b>TOTALS</b>	<b>4-12</b>	<b>7/6</b>	<b>265</b>	<b>161</b>	<b>60.8</b>	<b>1,699</b>	<b>6.4</b>	<b>6</b>	<b>5</b>	<b>46</b>	<b>20-131</b>	<b>79.1</b>

## POSTSEASON

NO 1/4/14	L	1/1	33	23	69.7	195	5.9	2	0	40	2-19	105.0
-----------	---	-----	----	----	------	-----	-----	---	---	----	------	-------



# 30 | TODD GURLEY

Position:	Running Back
Ht./Wt.:	6-1/226
Birth Date:	8/3/94
College:	Georgia
Hometown:	Tarboro, N.C.
Experience:	Rookie
Acquired:	D1-2015 (10th)

Career GP/GS (Playoffs): 5/4 (0/0)



**TRANSACTIONS:** Selected by St. Louis in the first round (10th overall) of the 2015 NFL Draft (4/30/15).

**2015 SEASON: Week 8 vs. San Francisco (11/1):** Made his fourth start at running back...rushed 20 times for 133 yards, a 6.7-yard average...has four rushes of 45-plus yards in his first four games as a starter (48 v CLE, 52 at AZ, 55 at GB, 71 v SF)...

### Gurley named NFL Offensive Rookie of the Month - October 2015

- Led the NFL averaging 144.3 rushing yards per game during Oct. Rushed for 433 yards and two touchdowns in three games
- Rushed for at least 125 yards in each contest. He is the first rookie in 10 years to rush for at least 125 yards in each of his first three starts (Cadillac Williams in 2005).
- Became the third player in NFL history to rush for at least 125 yards in three of his first four games to begin a career (Billy Sims in 1980 and Williams in 2005).
- Third Rams player to be named Rookie of the Month, joining QB Sam Bradford (October and November, 2010) and Eddie Kennison (October 1996).
- He is the first Rams RB to be named NFL Offensive Rookie of the Month.

notched a 71-yard touchdown run, the longest rushing play of the season for the Rams and the fourth longest rush of the season in the NFL...marked his fourth consecutive game with 100-plus yards, last Rams rookie running back to do so was Jerome Bettis in 1993...in his first four career starts, he has rushed for 566 yards, the most yards by any NFL player in his first four starts who began career in Super Bowl era. Previously, the record was held by Billy Sims (539)...**Week 7 vs. Cleveland (10/25):** Started at running back...scored his first NFL touchdown on a 1-yard rush...added a second touchdown on a 16-yard rush...finished the day with 19 rushes for 128 yards, including a long of 48 yards...also had four receptions for 35 yards, to put his total yards at 163... marked his third consecutive 100-yard rushing game...the last Rams rookie running back to post 100-plus yards in three consecutive games was Eric Dickerson in

Gurley's 566 rushing yards are the most in a player's 1st 4 NFL starts in the Super Bowl era

Gurley is the 1st rookie in NFL history to rush for 125+ yards in 4 consecutive games



1983...**Week 5 at Green Bay (10/11):** Started at running back...notched his second-consecutive 100-yard rushing game...rushed 30 times for 159 yards, a 5.3-yard average, including a long rush of 55 yards...**Week 4 at Arizona (10/4):** Made his first NFL start...led the team in rushes (19) and rushing yards (146)...marked his first 100-

yard rushing game of his career...notched a long rush of 52 yards...**Week 3 vs. Pittsburgh (9/27):** Made his NFL debut...had six carries for nine yards...also had one reception for five yards...**Week 2 at Washington (9/20):** Declared inactive...**Week 1 vs. Seattle (9/13):** Declared inactive.

**COLLEGE:** Notched 18 career 100 yard rushing games at Georgia, second most in school history...also had one 200 yard rushing game...scored 44 career touchdowns (36 rushing, six receiving, two kickoffs), which ranks second in school records behind Herschel Walker (52)...second in school history with 4,322 all-purpose yards and 3,285 rushing yards, trailing Walker (5,749)...one of only four Bulldogs to have 3,000-plus yards rushing in his career...established new school record with career 6.44 average gain per rush (old mark: 6.42, Charley Trippi, 1942, 1945-46)...voted team's offensive MVP for 2014 season...named to the Paul Hornung Award Honor Roll following his performances against Vanderbilt, Tennessee and Clemson during the 2014 season...also tapped three times for Athlon Sports National Player of the Week honors...earned SEC Offensive Player of the Weeks honors six times during his collegiate career...posted a career-high 208 rushing yards on 28 carries and two touchdowns vs. Tennessee (2014)...in 2012, became the second UGA true freshman (Walker in 1980) to rush for more than 1,000 yards...set Georgia freshman running back record with 17 rushing touchdowns, which is tied for third overall at UGA...tallied nine games with at least 100 yards rushing, which ranks tied for third in school history for a season.

**PERSONAL:** Attended Tarboro High School...earned North Carolina Associated Press Player of the Year honors for 2011...NCPreps.com 2A Player of the Year for 2011...SuperPrep All-Mid-Atlantic Team... ESPN.com fourstar prospect, No. 11 ranked RB, ranked No. 10 in state of North Carolina overall...ESPNHS North Carolina Magazine First Team All State...won three consecutive 2A State Championships at Tarboro High School...rushed for 242 yards and four touchdowns in 2011 State Championship game...as a senior totaled 2,600 yards and 38 touchdowns...played running back and safety during his junior season, totaling 1,472 rushing yards and 26 touchdowns, as well as 79 tackles, an interception, and a forced fumble...ran track for Team USA in Europe during the Spring and Summer of 2011...majored in Pre-Business...recipient of the Jack and Joy Davis Football Scholarship all three years of his Georgia career.



## TODD GURLEY NFL STATISTICS

Year	School	G/S	Rushing					Receiving				
			No	Yds	Avg	Lg	TD	Att	Yds	Avg	Lg	TD
2015	RAMS	5/4	94	575	6.1	71t	3	11	68	6.8	24	0
<b>TOTALS</b>		<b>5/4</b>	<b>94</b>	<b>575</b>	<b>6.1</b>	<b>71t</b>	<b>3</b>	<b>11</b>	<b>68</b>	<b>6.8</b>	<b>24</b>	<b>0</b>

## TODD GURLEY GAME-BY-GAME STATISTICS

2015 ST. LOUIS RAMS													
Game	W/L	P/S	Receiving			Rushing						TD	
			No	Yds	Avg	Lg	TD	Att	Yds	Avg	Lg		
SEA 9/13	W												
@WSH 9/20	L												
PIT 9/27	L	1/0	1	5	5.0	5	0	6	9	1.5	4	0	
@ARI 10/4	W	1/1	2	15	7.5	8	0	19	146	7.7	52	0	
@GB 10/11	L	1/1	0	0	0.0	0	0	30	159	5.3	55	0	
CLE 10/25	W	1/1	4	35	8.8	24	0	19	128	6.7	48	2	
SF 11/1	W	1/1	3	13	4.3	15	0	20	133	6.7	71t	1	
@MIN 11/8	0/0	0/0	0	0	0.0	0	0	0	0	0.0	0	0	
CHI 11/15	0/0	0/0	0	0	0.0	0	0	0	0	0.0	0	0	
@BAL 11/22	0/0	0/0	0	0	0.0	0	0	0	0	0.0	0	0	
@CIN 11/29	0/0	0/0	0	0	0.0	0	0	0	0	0.0	0	0	
ARI 12/6	0/0	0/0	0	0	0.0	0	0	0	0	0.0	0	0	
DET 12/13	0/0	0/0	0	0	0.0	0	0	0	0	0.0	0	0	
TB 12/17	0/0	0/0	0	0	0.0	0	0	0	0	0.0	0	0	
@SEA 12/27	0/0	0/0	0	0	0.0	0	0	0	0	0.0	0	0	
@SF 1/3	0/0	0/0	0	0	0.0	0	0	0	0	0.0	0	0	
<b>TOTAL</b>	<b>4-3</b>	<b>5/4</b>	<b>11</b>	<b>68</b>	<b>6.8</b>	<b>24</b>	<b>0</b>	<b>94</b>	<b>575</b>	<b>6.1</b>	<b>71t</b>	<b>3</b>	





# 46 | CORY HARKEY

Position:	Tight End
Ht./Wt.:	6-4/259
Birth Date:	6/17/90
College:	UCLA
Hometown:	Chino Hills, Calif.
Experience:	4th year (4th Rams)
Acquired:	FA-2012

Career GP/GS (Playoffs): 43/24 (0/0)



**TRANSACTIONS:** Signed to the active roster (11/17/12)...added to the St. Louis practice squad (9/2/12)...released (8/31/12), after signing with St. Louis (5/8/12).

**PRO:** Fourth-year pro has played in 43 career games with 24 starts...tallied 22 catches for 189 yards and three touchdowns in first three seasons.

**2015 SEASON: Week 8 vs. San Francisco (11/1):** Saw action on offense and special teams...made one tackle...**Week 7 vs. Cleveland (10/25):** Saw action on offense and special teams...made one catch for four yards...**Week 5 at Green Bay (10/11):** Started at tight end...had one special teams tackle...**Week 4 at Arizona (10/4):** Saw action on offense and special teams...caught one pass for four yards...**Week 3 vs. Pittsburgh (9/27):** Saw action on offense and special teams...**Week 2 at Washington (9/20):** Saw action on offense and special teams...made one tackle...**Week 1 vs. Seattle (9/13):** Saw action on offense and special teams.

**2014 SEASON:** Played in 16 games with 13 starts...had eight receptions for 55 yards with one touchdown...**vs. Seattle (10/19):** Started at tight end...recorded one reception for nine yards...recovered his first career fumble...**vs. Oakland (11/30/14):** Started at tight end...caught a 4-yard pass from with QB Shaun Hill for a touchdown pass...marked his first touchdown of the season and third career... **at Washington (12/7/14):** Started at tight end...connected with P Johnny Hekker for a two-point conversion...**vs. Arizona (12/11/14):** Started at tight end...had one reception for 21 yards.

**2013 SEASON:** Played in 15 games with 10 starts...saw action at tight end and fullback...hauled in 13 receptions for 113 yards and two touchdowns...**vs. Jacksonville (10/6):** Made his first NFL start...caught one pass for 17 yards...**at Houston (10/13):** Started at tight end...hauled in his first career touchdown pass from QB Sam Bradford on a two-yard catch...**vs. New Orleans (12/15):** Started at tight end...hauled in his second touchdown pass of the season, on a new career long 31-yard catch and run from QB Kellen Clemens...finished the day with three receptions for 29 yards.

**2012 SEASON:** Signed to the active roster (11/17/12)...**vs. New York Jets (11/18):** Saw his first NFL action...**at Arizona (11/25):** Saw action on special teams and offense...**vs. San Francisco (12/2):** Saw action on special teams and offense...made one special teams tackle...**at Buffalo (12/9):** Saw action on offense and special teams...made two special teams tackles...**vs. Minnesota (12/16):** Saw action on offense and special teams...caught one pass for 21 yards...**at Tampa Bay (12/23):** Declared inactive...**at Seattle (12/30):** Declared inactive.

**COLLEGE:** Started in parts of all four seasons and finished his career with 26-straight starts... regarded as one of the better blocking tight ends in college football...received the Jerry Long "Heart" Award and the Kenneth S. Washington Award for Outstanding Senior of the Year by UCLA coaching staff...finished fifth on squad with 14 receptions as a junior.

**PERSONAL:** Ranked as the No. 10 tight end by ESPN out of high school... named to CIF-Southern Section Inland Division team on defense and named first-team all-league for three straight seasons...also lettered four seasons in basketball... father Michael is in his sixth season as the bullpen coach of the New York Yankees and enjoyed 10-season career as a Major League pitcher...majored in history... participated in numerous community events, including Taste of the NFL, Rams ReciPEs, Play 60 Field Day, and the All-Community Team Ticket program - Harkey's Hustlers.

# CORY HARKEY NFL STATISTICS

## REGULAR SEASON

Year	Team	G/S	Receiving				Rushing					
			No	Yds	Avg	Lg	TD	Att	Yds	Avg	Lg	TD
2012	RAMS	5/0	1	21	21.0	21	0	0	0	0.0	0	0
2013	RAMS	15/10	13	113	8.7	31t	2	0	0	0.0	0	0
2014	RAMS	16/13	8	55	6.9	21	1	0	0	0.0	0	0
2015	RAMS	7/1	2	8	4.0	4	0	0	0	0.0	0	0
<b>TOTAL</b>		<b>43/24</b>	<b>24</b>	<b>197</b>	<b>8.2</b>	<b>31t</b>	<b>3</b>	<b>0</b>	<b>0</b>	<b>0.0</b>	<b>0</b>	<b>0</b>

**ADDITIONAL STATISTICS:** Special Teams Tackles: 2012 (3), 2013 (0), 2014 (2), 2015 (3). Connected with punter Johnny Hekker for a two point conversion; 2012 (3). Fumble recovery vs. Seattle (10/19/14).

### SINGLE GAME HIGHS

Receptions – 3, twice, last vs. Tampa Bay (12/22/13)  
Yards – 29, vs. New Orleans (12/15/13)

# CORY HARKEY GAME-BY-GAME STATISTICS

## 2015 ST. LOUIS RAMS

Game	W/L	P/S	Receiving				Rushing						
			No	Yds	Avg	Lg	TD	Att	Yds	Avg	Lg	TD	
SEA 9/13	W	1/0	0	0	0.0	0	0	0	0	0.0	0	0	
@WSH 9/20	L	1/0	0	0	0.0	0	0	0	0	0.0	0	0	
PIT 9/27	L	1/0	0	0	0.0	0	0	0	0	0.0	0	0	
@ARI 10/4	W	1/0	1	4	4.0	4	0	0	0	0.0	0	0	
@GB 10/11	L	1/1	0	0	0.0	0	0	0	0	0.0	0	0	
CLE 10/25	W	1/1	1	4	4.0	4	0	0	0	0.0	0	0	
SF 11/1	W	1/0	0	0	0.0	0	0	0	0	0.0	0	0	
@MIN 11/8	0/0	0/0	0	0	0.0	0	0	0	0	0.0	0	0	
CHI 11/15	0/0	0/0	0	0	0.0	0	0	0	0	0.0	0	0	
@BAL 11/22	0/0	0/0	0	0	0.0	0	0	0	0	0.0	0	0	
@CIN 11/29	0/0	0/0	0	0	0.0	0	0	0	0	0.0	0	0	
ARI 12/6	0/0	0/0	0	0	0.0	0	0	0	0	0.0	0	0	
DET 12/13	0/0	0/0	0	0	0.0	0	0	0	0	0.0	0	0	
TB 12/17	0/0	0/0	0	0	0.0	0	0	0	0	0.0	0	0	
@SEA 12/27	0/0	0/0	0	0	0.0	0	0	0	0	0.0	0	0	
@SF 1/3	0/0	0/0	0	0	0.0	0	0	0	0	0.0	0	0	
<b>TOTAL</b>	<b>4-3</b>	<b>7/1</b>	<b>2</b>	<b>8</b>	<b>4.0</b>	<b>4</b>	<b>0</b>	<b>0</b>	<b>0</b>	<b>0.0</b>	<b>0</b>	<b>0</b>	

## 2014 ST. LOUIS RAMS

Game	W/L	P/S	Receiving				Rushing						
			No	Yds	Avg	Lg	TD	Att	Yds	Avg	Lg	TD	
MIN 9/7	L	1/1	1	4	4.0	4	0	0	0	0.0	0	0	
@TB 9/14	W	1/1	2	8	4.0	6	0	0	0	0.0	0	0	
DAL 9/21	L	1/1	0	0	0.0	0	0	0	0	0.0	0	0	
PHL 10/5	L	1/1	0	0	0.0	0	0	0	0	0.0	0	0	
SF 10/13	L	1/0	0	0	0.0	0	0	0	0	0.0	0	0	
SEA 10/19	W	1/1	1	9	9.0	9	0	0	0	0.0	0	0	
@KC 10/26	L	1/1	0	0	0.0	0	0	0	0	0.0	0	0	
@SF 11/2	W	1/1	0	0	0.0	0	0	0	0	0.0	0	0	
@ARI 11/9	L	1/0	0	0	0.0	0	0	0	0	0.0	0	0	
DEN 11/16	W	1/1	0	0	0.0	0	0	0	0	0.0	0	0	
@SD 11/23	L	1/0	0	0	0.0	0	0	0	0	0.0	0	0	
OAK 11/30	W	1/1	2	12	6.0	9	1	0	0	0.0	0	0	
@WAS 12/7	W	1/1	0	0	0.0	0	0	0	0	0.0	0	0	
ARI 12/11	L	1/1	1	21	21.0	21	0	0	0	0.0	0	0	
NYG 12/21	L	1/1	1	1	1.0	0	0	0	0	0.0	0	0	
@SEA 12/28	L	1/1	0	0	0.0	0	0	0	0	0.0	0	0	
<b>TOTAL</b>	<b>6-10</b>	<b>16/13</b>	<b>8</b>	<b>55</b>	<b>6.9</b>	<b>21</b>	<b>1</b>	<b>0</b>	<b>0</b>	<b>0.0</b>	<b>0</b>	<b>0</b>	

## 2013 ST. LOUIS RAMS

Game	W/L	P/S	Receiving				Rushing						
			No	Yds	Avg	Lg	TD	Att	Yds	Avg	Lg	TD	
ARI 9/8	W					Inactive							
@ATL 9/15	L	1/0	1	6	6.0	6	0	0	0	0.0	0	0	
@DAL 9/22	L	1/0	0	0	0.0	0	0	0	0	0.0	0	0	
SF 9/26	L	1/0	0	0	0.0	0	0	0	0	0.0	0	0	
JAC 10/6	W	1/1	1	17	17.0	17	0	0	0	0.0	0	0	
@HOU 10/13	W	1/1	1	2	2.0	2t	1	0	0	0.0	0	0	
@CAR 10/20	L	1/1	2	14	7.0	8	0	0	0	0.0	0	0	
SEA 10/28	L	1/1	0	0	0.0	0	0	0	0	0.0	0	0	
TEN 11/3	L	1/1	0	0	0.0	0	0	0	0	0.0	0	0	
@IND 11/10	W	1/1	1	14	14.0	14	0	0	0	0.0	0	0	
CHI 11/24	W	1/1	0	0	0.0	0	0	0	0	0.0	0	0	
@SF 12/1	L	1/1	0	0	0.0	0	0	0	0	0.0	0	0	
@ARI 12/8	L	1/1	1	9	9.0	9	0	0	0	0.0	0	0	
NO 12/15	W	1/1	3	29	9.7	31t	1	0	0	0.0	0	0	
TB 12/22	W	1/0	3	22	7.3	10	0	0	0	0.0	0	0	
@SEA 12/29	L	1/0	0	0	0.0	0	0	0	0	0.0	0	0	
<b>TOTAL</b>	<b>7-9</b>	<b>15/10</b>	<b>13</b>	<b>113</b>	<b>8.7</b>	<b>31t</b>	<b>2</b>	<b>0</b>	<b>0</b>	<b>0.0</b>	<b>0</b>	<b>0</b>	



# 79 | ROB HAVENSTEIN

Position:	Tackle
Ht./Wt.:	6-7/321
Birth Date:	5/13/92
College:	Wisconsin
Hometown:	Mt. Airy, Md.
Experience:	Rookie
Acquired:	D2-2015 (57th)

Career GP/GS (Playoffs): 7/7 (0/0)



**TRANSACTIONS:** Selected by St. Louis in the second round (57th overall) of the 2015 NFL Draft (5/1/15).

**2015 SEASON:** **Week 8 vs. San Francisco (11/1):** Started at tackle...part of an offensive line that did not allow a sack on QB Nick Foles...**Week 7 vs. Cleveland (10/25):** Started at right tackle...helped block for RB Todd Gurley to rush for 120-plus yards for the third consecutive week...**Week 5 at Green Bay (10/11):** Started at right tackle...**Week 4 at Arizona (10/4):** Started at right tackle...helped block for QB Nick Foles to throw three touchdowns...**Week 3 vs. Pittsburgh (9/27):** Started at right tackle...**Week 2 at Washington (9/20):** Started at right tackle...**Week 1 vs. Seattle (9/13):** Started at right tackle in his NFL debut...helped block for the offense to produce 297 receiving yards.

**COLLEGE:** Played four years at Wisconsin...earned First-team All-America (AFCA), second-team All-America (FWAA, Sporting News, USA Today), first team All-Big Ten (consensus), and Big Ten Sportsmanship Award following 2014 senior season...matched school record with 54 career games played...started 42 games in his career, including 41 straight at right tackle over his final three seasons...anchored an offensive line that led the way for two of the three best single season rushing performances in school history at 283.8 yards per game in 2013 and a school-record 320.1 yards per game in 2014...Badgers also set a school record for total offense at 480.8 yards per game in 2013...blocked for three 1,000-yard rushers in Montee Ball, Melvin Gordon and James White, three of the top five rushers in school history...Badgers went 39-16 in his career, matching the second-highest win total by a UW senior class...earned Second-team All-Big Ten (coaches), All-Big Ten honorable mention (media) in 2013...redshirted in 2010.

**PERSONAL:** Ranked by ESPN/Scouts Inc. as the No. 33 offensive tackle in the country, by Scout as No. 42 and by Rivals as No. 43...top offensive tackle in Maryland (ESPN/Scouts Inc.) and ranked as 17th-best player in Maryland by Rivals...as a senior, named first-team all-state and all-area...served as team captain as a senior ... as a junior, named first-team all-state, all-metro and all-area...as a sophomore, named second-team all area...won letters in football and basketball...named to honor roll all four years and was member of National Honor Society as a senior.

**HAVENSTEIN'S Games Played Stats:** RAMS 2015 (7/7).





# 95 | WILLIAM HAYES

Position:	Defensive End
Ht./Wt.:	6-3/278
Birth Date:	5/2/85
College:	Winston-Salem State
Hometown:	High point, N.C.
Experience:	8th year (4th Rams)
Acquired:	UFA(TEN)-2012

Career GP/GS (Playoffs): 101/23 (1/0)



**TRANSACTIONS:** Re-signed with the Rams as an unrestricted free agent (3/12/13)...signed with the Rams (4/12/12)...selected by the Titans in the fourth round (103rd overall) of the 2008 NFL Draft.

**PRO:** Eight-year veteran has played in 100 career games with 22 starts...collected 330 career tackles (186 solo)...notched 25.0 total sacks, including a personal-best seven sacks in the 2012 season.

**2015 SEASON: Week 8 vs. San Francisco (11/1):** Started at defensive end...registered four tackles (two solo)...also had four quarterback pressures...**Week 7 vs. Cleveland (10/25):** Started at defensive end...notched 2.0 sacks, two forced fumbles and three tackles (one solo)...marked his fourth multi-sack game of his career...**Week 5 at Green Bay (10/11):** Saw action on defense...saw extended action on defense for an injured Chris Long...recorded five tackles (four solo)...**Week 4 at Arizona (10/4):** Saw action on defense...registered two tackles (one solo) and four quarterback pressures...**Week 3 vs. Pittsburgh (9/27):** Saw action on defense...made one assisted tackle...**Week 2 at Washington (9/20):** Saw action on defense...notched five tackles (three solo)...**Week 1 vs. Seattle (9/13):** Saw action on defense...notched seven tackles (five solo).

**2014 SEASON:** Saw action in 16 games with nine starts...lead all Rams defensive linemen with 75 tackles...topped off the year with 32 quarterback pressures to lead the defense...recorded 4.0 sacks for 32 yards on the year...**at Tampa Bay (9/14):** Started at left defensive end... notched eight tackles (three solo)...**vs. Dallas (9/21):** Started at left defensive end...recorded a season-high nine tackles (three solo)...**vs. Seattle (10/19):** Started at left defensive end...tallied six tackles (one solo)...recorded two quarterback pressures and one quarterback hurry...**at Kansas City (10/26):** Started at left defensive end...had his first fumble recovery of the season and sixth career...recorded eight tackles (five solo)...had three quarterback pressures...**at San Francisco (11/2):** Started at left defensive end...snagged 2.0 sacks in a single game for the second time in his career...also had three tackles and three quarterback hurries...**at San Diego (11/23):** Saw action at left defensive end...collected four tackles (one solo)...notched 1.0 sack...registered six quarterback pressures and had one pass defended...**vs. Oakland (11/30/14):** Saw action at left defensive end...collected five solo tackles...registered one sack for 8.0 yards, his third of the season...also had his first forced fumble of the year...**at Washington (12/7/14):** Saw action at left defensive end...collected five tackles (three solo)...registered 1.0 sack for 12.0 yards, his fourth of the season...**vs. Arizona (12/11/14):** Saw action at left defensive end...garnered six tackles (four solo).

**2013 SEASON:** Played in 14 games...notched 36 tackles (21 solo), five sacks, one interception, one pass defended, one fumble recovery and three fumble recoveries...**vs. Arizona (9/8):** Saw action on defense and special teams...recorded his first sack of the season on Arizona QB Carson Palmer...added three solo tackles, including two for loss...**at Carolina (10/20):** Saw action on defense...recorded five tackles (one solo)...**vs. Seattle (10/28):** Saw action on defense...tallied his second sack of the season, 18.0 career, on Seattle QB Russell Wilson...added one solo tackle...**vs. Tennessee (11/3):** Saw action on defense...recorded a sack on Titans QB Jake Locker...marked his second consecutive game with a sack, third of the season and 19th career...also had one solo tackle...**at Indianapolis (11/10):** Saw action on defense...intercepted Colts' QB Matt Hasselbeck...marks his first career interception...added two tackles (one solo) and one hit on the quarterback...**at San Francisco (12/1):** Saw action on defense...sacked 49ers QB Colin Kaepernick for a loss of one yard...marked his fourth sack of the season...also recorded five tackles (two solo)...**at Arizona (12/8):** Saw action on defense...tallied four solo tackles, including one for loss...also had one pass batted down, one pressure and one hit on the quarterback...**vs. New Orleans (12/15):** Saw action on defense...sacked Saints' QB Drew Brees for a six-yard loss...also notched three pressures and hits on Brees...added three tackles, including one for loss...**vs. Tampa Bay (12/22):** Saw action on defense...recovered two fumbles caused by LB Alec Ogletree...also had one tackle for loss.

**2012 SEASON:** Third among Rams with 7.0 sacks, a new career high...posted 13 quarterback pressures and five quarterback hits on the season...second among Rams with nine tackles for loss...**vs. Washington (9/16):** Played on defense...registered three tackles (two solo)...**at Chicago (9/23):** Played on defense...notched four solo tackles...**vs. Arizona (10/4):** Recovered a fumble from Arizona QB Kevin Kolb caused by Robert Quinn's sack on the Cardinals' final drive of the game to secure the win...made one assisted tackle in addition to two quarterback pressures and one hit on the quarterback...**at Miami (10/14):** Tallied one solo tackle...**vs. Green Bay (10/21):** Sacked Packers' QB Aaron Rodgers for a two yard loss, his first sack as a Ram...also made one solo tackle...**vs. New England (10/28):** Saw action on defense...recorded three tackles (one solo), including one for loss...**at San Francisco (11/11):** Saw action on defense...tallied four tackles (one solo)...**vs. New York Jets (11/18):** Saw action on defense...notched a season-high five tackles (four solo), including two for loss...**at Arizona (11/25):** Sacked Arizona QB Ryan Lindley for a 10-yard loss to give him 2.5 this season, 10.5 career...also made four tackles (one solo) and had one quarterback pressure...**vs. San Francisco (12/2):** Saw action on defense and special teams...split a sack with LB Jo-Lonn Dunbar on 49ers QB Colin Kaepernick for a loss of seven yards...tallied a solo sack on Kaepernick, marking his second multi-sack game of his career...previously, had 1.5 sacks as a member of the Tennessee Titans versus San Francisco (11/18/09)...he now has 3.5 sacks this



season, 12.5 career...added one tackle for loss and one quarterback pressure...**at Buffalo (12/9)**: Saw action on defense and special teams...registered two quarterback hits...**at Tampa Bay (12/23)**: Saw action on defense...registered two sacks on Bucs QB Josh Freeman, establishing a new single game high...he now has 5.5 sacks this season, also a new career-high...made two assisted tackles...added one pass defended and two quarterback pressures...**at Seattle (12/30)**: Saw action on defense and special teams...recorded his seventh sack on the year for a loss of five yards, establishing a new season-high...made four tackles (two solo)...added two quarterback pressures.

**2011 SEASON**: Played in 10 games with one start at defensive end...totaled 29 tackles, 1.5 sacks, six quarterback pressures and four tackles for loss...**At Jacksonville (9/11)**: started at defensive end and posted three tackles, including a sack...**at Carolina (11/13)**: Played as a reserve at defensive end and tallied four tackles, a half sack and a team-best three quarterback pressures...combined with Sen'Derrick Marks to drop Cam Newton for a seven-yard sack.

**2010 SEASON**: Appeared in 14 games as a reserve defensive end...collected 49 tackles and 1.5 sacks...Tied for second on the team with 18 quarterback pressures...inactive for the first two games of the season because of a knee injury...**vs. Philadelphia (10/24)**: Tallied five tackles and two quarterback pressures...applied pressure on Kevin Kolb and forced a throw that was intercepted by Michael Griffin in the second quarter...**vs. Washington (11/21)**: Recorded five tackles, including two tackles for loss and two quarterback pressures...dropped Keiland Williams for a three-yard loss on a rush up the middle...**at Houston (11/28)**: Posted four tackles, including a sack, two quarterback pressures and a forced fumble. Collected his first sack of the season by strip-sacking Matt Schaub for a 14-yard loss on the last play of the first half.

**2009 SEASON**: Saw action in all 16 games with 11 starts...posted 82 tackles and two forced fumbles...tied for third on the team with four sacks and finished second on the squad with 23 quarterback pressures...made his first career NFL start against Indianapolis (10/11/09)...led or tied for the team lead in sacks three times in 2009 and led or tied for the team lead in quarterback pressures six times...**at Pittsburgh (9/10)**: Posted six tackles, including a half sack and a quarterback pressure...teamed with Jacob Ford to sack Ben Roethlisberger for an eight-yard loss late in the second quarter...**at Jacksonville (10/4)**: Posted seven tackles, a sack and a quarterback pressure...came off the edge and sacked David Garrard for an 11-yard loss...**at San Francisco (11/8)**: Recorded eight tackles, 1.5 sacks, three quarterback pressures and a forced fumble...teamed with Jovan Haye to drop Alex Smith for a seven-yard sack...sacked Smith for a 21-yard loss while forcing a fumble that was recovered by the 49ers...**vs. Buffalo (11/15)**: Collected six tackles, a sack, a quarterback pressure and a forced fumble in the Titans' 41-17 win...forced a Marshawn Lynch fumble that was recovered by the Bills...ended a Bills' drive by sacking Trent Edwards for a two-yard loss on a third-and-nine...**vs. St. Louis (12/13)**: collected a career-best nine tackles, including two stops for losses, and a quarterback pressure.

**COLLEGE**: Started 11 games at Winston-Salem State at defensive end his senior year...ranked second on the team with 78 tackles...named a co-captain for the defense and recorded a team-best 19 tackles for loss, setting his opponents back 104 yards...tallied a team-high 8.5 sacks and forced a team-best seven fumbles, while hurrying opposing quarterbacks 12 times and breaking up three passes...became the school's second All-American since the Rams moved to the Football Championship Subdivision from the Division II level in 2006...also set a school record while leading the FCS ranks with two touchdowns on four fumble recoveries...as a junior, became one of the team's top defensive players, seeing action in all 11 games with nine starts at defensive end...finished the season ranked fourth on the team with 57 tackles (25 solo)...led the team with 6.5 sacks and notched 13 tackles for a loss, an interception, four passes defended, two quarterback hurries and two fumble recoveries...majored in sports management.

**PERSONAL**: Attended High Point Andrews High School where he was a member of the Raiders' Mid State 2A Conference Championship team in 2003...played defensive end, linebacker and tight end during his high school career...returned home to High Point, N.C. the past couple offseasons and visited with the local elementary and high schools to speak with students about the importance of education and goal-setting...enjoys both fresh water and salt water fishing and is active in Christian Methodist Episcopal Church...born William Quintin Hayes, the son of Robert and Vivian Hayes, on May 2, 1985 in High Point, N.C... participated in numerous community events, including Taste of the NFL, Hayes for the Holidays, Big Plays Little Wishes to benefit Big Brothers Big Sisters, Urban League Turkey Distribution and the All-Community Team Ticket program - Brah Brah Bojangles.

# WILLIAM HAYES NFL STATISTICS

## REGULAR SEASON

Year	Team	G/S	Tackles					Interceptions					Fumbles		
			Total	Solo	Asst	Sk	Yds	Int	Yds	Lg	TD	PD	FF	FR	Yds
2008	Tennessee	8/0	21	13	8	1.0	1.0	0	0	0	0	1	1	1	4
2009	Tennessee	16/11	82	51	31	4.0	42.0	0	0	0	0	0	2	0	0
2010	Tennessee	14/0	49	27	22	2.0	18.0	0	0	0	0	0	1	0	0
2011	Tennessee	10/1	29	14	15	2.0	9.0	0	0	0	0	0	0	0	0
2012	RAMS	16/0	38	23	15	7.0	28.5	0	0	0	0	1	0	1	0
2013	RAMS	14/0	36	21	15	5.0	24.0	1	5	5	0	1	1	3	0
2014	RAMS	16/9	75	37	38	4.0	32.0	0	0	0	0	1	1	1	6
2015	RAMS	7/2	27	16	11	2.0	7.0	0	0	0	0	0	2	0	0
<b>Total</b>		<b>101/23</b>	<b>357</b>	<b>202</b>	<b>155</b>	<b>27.0</b>	<b>177.5</b>	<b>1</b>	<b>5</b>	<b>5</b>	<b>0</b>	<b>3</b>	<b>8</b>	<b>6</b>	<b>10</b>

## POSTSEASON SEASON

Year	Team	G/S	Tackles					Interceptions					Fumbles			
			Total	Solo	Asst	Sk	Yds	Int	Yds	Lg	TD	PD	FF	FR	Yds	
2008	Tennessee	1/0	0	0	0	0	0	0	0	0	0	0	0	0	0	0
<b>Total</b>		<b>1/0</b>	<b>0</b>	<b>0</b>	<b>0</b>	<b>0</b>	<b>0</b>	<b>0</b>	<b>0</b>	<b>0</b>	<b>0</b>	<b>0</b>	<b>0</b>	<b>0</b>	<b>0</b>	<b>0</b>

### SINGLE GAME HIGHS

Total Tackles – 9, twice, last vs. Dallas (9/21/14)  
 Solo Tackles – 7, vs. St. Louis (12/13/09)  
 Sacks - 2.0, many times, last vs. Cleveland (10/25/15)  
 Forced Fumbles - 1, three times, last vs. Oakland (12/30/14)  
 Fumble Recoverys- 2, vs. Tampa Bay (12/22/13)

# WILLIAM HAYES GAME-BY-GAME STATISTICS

## 2015 ST. LOUIS RAMS

Game	W/L	P/S	T	S	A	Sk	Yds	Int	Yds	Lg	TD	PD	FF	FR	Yds
SEA 9/13	W	1/0	7	5	2	0	0.0	0	0	0	0	0	0	0	0
@WAS 9/20	L	1/0	5	3	2	0	0.0	0	0	0	0	0	0	0	0
PIT 9/27	L	1/0	1	0	1	0	0.0	0	0	0	0	0	0	0	0
@ARI 10/4	W	1/0	2	1	1	0	0.0	0	0	0	0	0	0	0	0
@GB 10/11	L	1/0	5	4	1	0	0.0	0	0	0	0	0	0	0	0
CLE 10/25	W	1/1	3	1	2	2.0	7.0	0	0	0	0	2	0	0	0
SF 11/1	W	1/1	4	2	2	0	0.0	0	0	0	0	0	0	0	0
@ MIN 11/8	0/0	0/0	0	0	0	0	0.0	0	0	0	0	0	0	0	0
CHI 11/15	0/0	0/0	0	0	0	0	0.0	0	0	0	0	0	0	0	0
@BAL 11/22	0/0	0/0	0	0	0	0	0.0	0	0	0	0	0	0	0	0
@SD 11/29	0/0	0/0	0	0	0	0	0.0	0	0	0	0	0	0	0	0
@CIN 11/29	0/0	0/0	0	0	0	0	0.0	0	0	0	0	0	0	0	0
ARI 12/6	0/0	0/0	0	0	0	0	0.0	0	0	0	0	0	0	0	0
DET 12/13	0/0	0/0	0	0	0	0	0.0	0	0	0	0	0	0	0	0
TB 12/17	0/0	0/0	0	0	0	0	0.0	0	0	0	0	0	0	0	0
@SEA 12/27	0/0	0/0	0	0	0	0	0.0	0	0	0	0	0	0	0	0
@SF 1/3	0/0	0/0	0	0	0	0	0.0	0	0	0	0	0	0	0	0
<b>Total</b>	<b>4-3</b>	<b>7/2</b>	<b>27</b>	<b>16</b>	<b>11</b>	<b>2.0</b>	<b>7.0</b>	<b>0</b>	<b>0</b>	<b>0</b>	<b>0</b>	<b>2</b>	<b>0</b>	<b>0</b>	<b>0</b>

## 2014 ST. LOUIS RAMS

Game	W/L	P/S	T	S	A	Sk	Yds	Int	Yds	Lg	TD	PD	FF	FR	Yds
MIN 9/7	L	1/0	3	1	2	0.0	0	0	0	0	0	0	0	0	0
@TB 9/14	W	1/1	8	3	5	0.0	0	0	0	0	0	0	0	0	0
DAL 9/21	L	1/1	9	3	6	0.0	0	0	0	0	0	0	0	0	0
PHI 10/5	L	1/1	4	2	2	0.0	0	0	0	0	0	0	0	0	0
SF 10/13	L	1/1	5	3	2	0.0	0	0	0	0	0	0	0	0	0
SEA 10/19	W	1/1	6	1	5	0.0	0	0	0	0	0	0	0	0	0
@KC 10/26	L	1/1	8	5	3	0.0	0	0	0	0	0	0	0	0	1
@SF 11/2	W	1/1	3	0	3	2.0	12.0	0	0	0	0	0	0	0	0
@ARI 11/9	L	1/1	3	3	0	0.0	0	0	0	0	0	0	0	0	0
DEN 11/16	W	1/1	2	1	1	0.0	0	0	0	0	0	0	0	0	0
@SD 11/23	L	1/1	4	1	3	0.0	0	0	0	0	0	0	1	0	0
OAK 11/30	W	1/0	5	5	0	1.0	8.0	0	0	0	0	0	0	1	0
@WAS 12/7	W	1/0	5	3	2	1.0	12.0	0	0	0	0	0	0	0	0
ARI 12/11	L	1/0	6	4	2	0.0	0	0	0	0	0	0	0	0	0
NYG 12/21	L	1/0	1	0	1	0.0	0	0	0	0	0	0	0	0	0
@SEA 12/28	L	1/0	3	2	1	0.0	0	0	0	0	0	0	0	0	0
<b>TOTAL</b>	<b>6-10</b>	<b>15/10</b>	<b>75</b>	<b>37</b>	<b>38</b>	<b>4.0</b>	<b>32.0</b>	<b>0</b>	<b>0</b>	<b>0</b>	<b>0</b>	<b>1</b>	<b>1</b>	<b>1</b>	<b>6</b>

## 2013 ST. LOUIS RAMS

Game	W/L	P/S	T	S	A	Sk	Yds	Int	Yds	Lg	TD	PD	FF	FR	Yds
ARI 9/8	W	1/0	3	2	1	1.0	6.0	0	0	0	0	0	0	0	0
@ATL 9/15	L	1/0	1	0	1	0.0	0	0	0	0	1	0	0	0	0
@DAL 9/22	L	1/0	0	0	0	0.0	0	0	0	0	0	0	0	0	0
SF 9/26	L														
JAC 10/6	W							Inactive							
@HOU 10/13	W	1/0	4	2	2	0.0	0	0	0	0	0	0	0	0	0
@CAR 10/20	L	1/0	5	1	4	0.0	0	0	0	0	0	0	0	0	0
SEA 10/28	L	1/0	1	1	0	1.0	7.0	0	0	0	0	0	0	0	0
TEN 11/3	L	1/0	1	1	0	1.0	4.0	0	0	0	0	0	0	0	0
@IND 11/10	W	1/0	2	1	1	0.0	0	1	5	5	0	0	0	0	0
CHI 11/24	W	1/0	4	3	1	0.0	0	0	0	0	0	0	0	1	0
@SF 12/1	L	1/0	5	2	3	1.0	1.0	0	0	0	0	0	0	0	0
@ARI 12/8	L	1/0	4	4	0	0.0	0	0	0	0	0	0	0	0	0
NO 12/15	W	1/0	3	1	2	1.0	6.0	0	0	0	0	0	1	0	0
TB 12/22	W	1/0	1	1	0	0.0	0	0	0	0	0	0	0	2	0
@SEA 12/29	L	1/0	2	2	0	0.0	0	0	0	0	0	0	0	0	0
<b>TOTAL</b>	<b>7-9</b>	<b>14/0</b>	<b>36</b>	<b>21</b>	<b>15</b>	<b>5.0</b>	<b>24.0</b>	<b>1</b>	<b>5</b>	<b>5</b>	<b>0</b>	<b>1</b>	<b>1</b>	<b>3</b>	<b>0</b>

## 2012 ST. LOUIS RAMS

Game	W/L	P/S	T	S	A	Sk	Yds	Int	Yds	Lg	TD	PD	FF	FR	Yds
@DET 9/9	L	1/0	0	0	0	0.0	0	0	0	0	0	0	0	0	0
WAS 9/16	W	1/0	3	2	1	0.0	0	0	0	0	0	0	0	0	0
@CHI 9/23	L	1/0	4	4	0	0.0	0	0	0	0	0	0	0	0	0
SEA 9/30	W	1/0	0	0	0	0.0	0	0	0	0	0	0	0	0	0
ARI 10/4	W	1/0	1	0	1	0.5	3	0	0	0	0	0	0	1	0
@MIA 10/14	L	1/0	1	1	0	0.0	0	0	0	0	0	0	0	0	0
GB 10/21	L	1/0	1	1	0	1.0	2	0	0	0	0	0	0	0	0
NE 10/28	L	1/0	3	1	2	0.0	0	0	0	0	0	0	0	0	0
@SF 11/11	T	1/0	4	1	3	0.0	0	0	0	0	0	0	0	0	0
NYJ 11/18	L	1/0	5	4	1	0.0	0	0	0	0	0	0	0	0	0
@ARI 11/25	W	1/0	4	1	3	1.0	10	0	0	0	0	0	0	0	0
SF 12/2	W	1/0	1	1	0	1.5	4.5	0	0	0	0	0	0	0	0
@BUF 12/9	W	1/0	0	0	0	0.0	0	0	0	0	0	0	0	0	0
MIN 12/16	L	1/0	5	5	0	0.0	0	0	0	0	0	0	0	0	0
@TB 12/23	W	1/0	2	0	2	2.0	4	0	0	0	0	0	1	0	0
@SEA 12/30	L	1/0	4	2	2	1.0	5	0	0	0	0	0	0	0	0
<b>TOTAL</b>	<b>7-8-1</b>	<b>16/0</b>	<b>38</b>	<b>23</b>	<b>15</b>	<b>7.0</b>	<b>28.5</b>	<b>0</b>	<b>0</b>	<b>0</b>	<b>0</b>	<b>0</b>	<b>1</b>	<b>0</b>	<b>1</b>





# 6 | JOHNNY HEKKER

Position:	Punter
Ht./Wt.:	6-5/236
Birth Date:	2/8/90
College:	Oregon State
Hometown:	Bothell, Wash.
Experience:	4th year (4th Rams)
Acquired:	FA-2012

Career GP/GS (Playoffs): 55/0 (0/0)



**TRANSACTIONS:** Re-signed with the Rams (12/5/14)...signed with the Rams as an undrafted rookie free agent (4/30/12).

**PRO:** Fourth-year pro earned All-Pro honors for the second consecutive year...finished second in the league with 33 punts downed inside the 20...converted a two-point conversion and completed two passes on fake punts...making him 5-of-6 in his three NFL seasons...earned his first Pro Bowl appearance for his 2013 performance...became the first Rams punter since 1985 (Dale Hatcher) to be named to the Pro Bowl, also earned First-Team All-Pro honors...recorded the highest single-season net average (44.2) in NFL history.



**2015 SEASON: Week 8 vs. San Francisco (11/1):** Tallied a long punt of 60 yards, his longest of the season...finished with eight punts for 436 yards, a 54.5-yard average and 49.8-yard net, and placed three punts inside the 20-yard line...**Week 7 vs.**

**Cleveland (10/25):** Punted five times for 244 yards for a 48.0-yard average and 48.0-yard net...place three punts inside the 20-yard line and had a long of 56 yards...

**Week 5 at Green Bay (10/11):** Completed a 20-yard pass to S Cody Davis on a fake punt conversion...marked his second-longest pass completion of his career...punted four times for 181 yards...placed one punt inside the 20-yard line and had a long of 51 yards...

**Week 4 at Arizona (10/4):** Punted seven times for 348 yards, a 49.7-yard average and 45.1-yard net....had a long punt of 57 yards...**Week 3 vs. Pittsburgh**

**(9/27):** Punted four times for 170 yards, a 42.5-yard average and 42.5-yard net...placed two punts inside the 20-yard line and had a long of 50 yards...**Week 2 at**

**Washington (9/20):** Punted eight times for 381 yards, a 47.6-yard average and 46.1-yard net...tallied a long of 53 yards and placed four punts inside the 20-yard line...**Week 1 vs. Seattle (9/13):** Punted three times for 142 yards, including a long of 55 yards.

yard net...tallied a long of 53 yards and placed four punts inside the 20-yard line...**Week 1 vs. Seattle (9/13):** Punted three times for 142 yards, including a long of 55 yards.

**2014 SEASON:** Finished the season with a 46.5-yard gross average for eighth in the league and registered the fourth best single-season total in Rams history...**vs. Seattle (10/19):** Connected with RB Benny Cunningham on an 18-yard pass in punt formation to convert a fourth-and-3 on the St. Louis 18-yard line with 2:55 left to play...marked his fifth career pass, first of the season...punted three times for 153 yards, a 44.7-yard average...**at Kansas City (10/26):** Punted six times for 324 yards, a 54.0-yard average...tallied a long of 60 yards... **at Arizona (11/9):** Punted seven times for 305 yards, a 43.6-yard average...**at San Diego (11/23):** Connected with WR Stedman Bailey on an 19-yard pass in punt formation to convert a fourth-and-4...marked his sixth career pass, second of the season...punted four times for 178 yards, a 44.5-yard average...tallied a long of 57 yards...**vs. Oakland (11/30/14):** Punted six times for 275 yards, a 45.8-yard average...tallied a long of 60 yards...**at Washington (12/7/14):** Connected with TE Cory Harkey for a two-point conversion... punted four times for 174 yards, a 43.5-yard average...tallied a long of 61 yards...

**2013 SEASON:** Earned Pro Bowl and First-Team All-Pro honors after recording the highest single-season net average (44.2) in NFL history...finished with a 46.3-yard gross average for 10th in the league and was the fourth best single-season total in Rams history...opponents averaged just 2.6 yards per return, the best total in the NFL in 2013...also added two special teams tackles...**vs. Arizona (9/8):** Punted three times for 147 yards...placed one inside the 20-yard line and had one touchback...only one punt was returned and it went for a 1-yard gain...**vs. San Francisco (9/26):** Notched a career-high 11 punts for 490 yards...averaged 44.5 yards per punt and registered a long of 60 yards...placed six punts inside the 20-yard line and one touchback...**vs. Jacksonville (10/6):** Punted seven times for 286 yards, a 40.9-yard average and 40.1-yard net...placed two punts inside the 20-yard line and tallied a long of 56 yards...**at Houston (10/13):** Punted three times for 135 yards...placed one punt inside the 20-yard line...**at Carolina (10/20):** Punted four times for 159 yards...**vs. Tennessee (11/3):** Punted five times for 242 yards for a 48.4-yard average and 46.8-yard net average...he placed one punt inside the 20-yard line and had a long of 57 yards...**at Indianapolis (11/10):** Punted five times for 242 yards, including a long of 61 yards...averaged 48.4 yards per punt, a 43.4 net average...**vs. Chicago (11/24):** Punted two times for 97 yards...his 43.7 net average leads the NFL...**at San Francisco (12/1):** Punted five times for 244 yards, including a long of 54 yards...registered an average of 48.8 yards, a 47.8 yard net...continues to lead the NFL in net average (44.0)...**at Arizona (12/8):** Punted five times for 257 yards, a 51.4 yard average and 42.8-yard net average...tallied two touchbacks and a long of 64 yards...**vs. New Orleans (12/15):** Punted four times for 167 yards, a 41.8-yard average and 41.8-yard net average...registered a long of 52 yards and placed two punts inside the 20-yard line...continues to lead the NFL in net punting average (43.8)...added one special teams tackle...**vs. Tampa Bay (12/22):** Punted two times for

Hekker earned NFC Special Teams Player of the Month - October 2015  
- Averaged 48.3 yards per punt with a net avg. of 44.3 yards  
- Eight of his 16 punts during the month traveled at least 50 yards  
- Placed six punts inside the 20-yard line, including four punts that were downed at the 10-yard line or closer  
- Joins Sean Landeta as the only Rams punters to win Special Teams Player of the Month.



88 yards for a 44-yard average and 44-yard net average...**at Seattle (12/29):** Punted seven times for 337 yards, a 48.1 average and 48.4 yard net average.

**2012 SEASON:** Finished his first NFL campaign with a 45.8-yard gross average and a net average of 39.9 yards per attempt... both of those numbers are the fourth best for a season in Rams history...**at Detroit (9/9):** Punted five times for 241 yards, a 48.2-yard average and 37.6-yard net...placed one punt inside the 20-yard line and recorded a long of 57 yards...**vs. Washington (9/16):** Punted three times for 163 yards, a 54.3-yard average and 48.7-yard net, placed one inside the 20-yard line and had a long of 66 yards...**at Chicago (9/23):** Punted six times for 279 yards, a 46.5-yard average and a long of 56 yards...ranked third in the NFC in punting average with a 48.8 average in three games...**vs. Seattle (9/30):** Threw a two-yard touchdown pass to WR Danny Amendola on a fake field goal play...no Rams punter has thrown a touchdown pass since the merger...punted four times for 156 yards, a 39-yard average and 38.8-yard net...placed one inside the 20...**vs. Arizona (10/4):** Punted a season-high seven times for 398 yards, including a season-long of 68 yards...averaged 56.9 yards per punt, setting a franchise single-game record...placed three punts inside the 20-yard line...also made one special teams tackle...**at Miami (10/14):** Punted three times for 135 yards with a long of 56 yards...averaged 45 yards per punt with a 38.3 net...placed two inside the 20-yard line...**vs. Green Bay (10/21):** Punted two times for 99 yards, a 49.5-yard average and 42-yard net...tallied a long of 55 yards...**vs. New England (10/28):** Punted four times for 195 yards, a 48.8-yard average and 44.8-yard net...placed one kick inside the 20 and tallied a long of 50 yards...**at San Francisco (11/11):** Threw a 21-yard completion to S Rodney McLeod on fourth-and-four from the St. Louis 10-yard line with :49 left in the half on a fake punt...marked his second pass completion this season and McCleod's first career reception...on a second fake punt, completed a 19-yard pass to TE Lance Kendricks...the play pushed his passing totals to two-for-two for 40 yards on the day, and also marks his third completion this season...punted four times for 147 yards for a 36.8-yard average, 31-yard net and placed one inside the 20-yard line...**vs. New York Jets (11/18):** Punted five times for 251 yards, a 50.2-yard average, 44.4-yard net...placed one inside the 20-yard line and had a long of 57 yards...**at Arizona (11/25):** Punted six times for 260 yards, a 43.3-yard average and 33.5-yard net...tallied a long of 48 yards and placed one inside the 20-yard line...**vs. San Francisco (12/2):** Punted a season-high nine times for 388 yards for a 43.1-yard average and 42.4-yard net...tallied a long of 63 yards and placed three punts inside the 20-yard line...**at Buffalo (12/9):** Punted eight times for 302 yards, a 37.8-yard average and 32.3-yard net...placed two punts inside the 20-yard line and tallied a long of 50 yards...**vs. Minnesota (12/16):** Punted four times for 164 yards...placed one punt inside the 20-yard line and had a long of 55 yards...**at Tampa Bay (12/23):** Punted seven times for 335 yards, a 47.9-yard average and 46.9-yard net. Hekker placed two punts inside the 20-yard line and tallied a long of 57 yards...**at Seattle (12/30):** Punted five times for 243 yards and finished with a net average of 40.2 yards and a gross average of 48.6 yards.

**COLLEGE:** Four-year starter, finished his career as one of Oregon State's most prolific punters in history...the third-best career punt yardage average at OSU at 41.3 yards per punt...set the single-game school record with a 52.5-yard average (6-315) at Utah in 2011...earned College Football Performance Award Punter of the Week...semi-finalist for the Ray Guy Award in 2009...52 career punts of 50+ yards, including 17 as a senior in 2011 when he had six different games with at least one punt of 60+ yards...earned Pac-12 Conference honorable mention...87 career punts downed inside the 20-yard line...named the Sun Bowl Special Teams MVP in 2008 after averaging 45 yards on 10 punts...also the holder on placekicks for three years...two-time Pac-10 All-Academic selection.

**PERSONAL:** Has a degree in general science...serves as the Rams' Ambassador for "Fuel Up To Play 60," the joint NFL-National Dairy Council Health and Wellness program for students...serves as the state ambassador for Special Olympics in Illinois and Missouri...also on the board for Team Activities for Special Kids (TASK), a year-round instructional sports program that provides athletic and social opportunities to kids with special needs.

# JOHNNY HEKKER NFL STATISTICS

## REGULAR SEASON

Year	Team	Punting				Avg	Opp Ret	Ret Yds	Net Yds	TB	I20	Lg	Blk
		G	No	Yds	Yds								
2012	RAMS	16	82	3,756	45.8	41	402	3,274	4	22	68	0	
2013	RAMS	16	78	3,609	46.3	30	79	3,450	4	19	64	0	
2014	RAMS	16	80	3,721	46.5	28	192	3,429	5	33	61	1	
2015	RAMS	7	39	1,902	48.8	21	158	1,704	2	16	60	0	
<b>TOTALS</b>		<b>55</b>	<b>279</b>	<b>12,988</b>	<b>46.6</b>	<b>120</b>	<b>831</b>	<b>11,857</b>	<b>15</b>	<b>90</b>	<b>68</b>	<b>1</b>	

Year	Team	Att.	Cmp	Pct.	Yds	Yds/Att	TD	Int	Lg	Sk-Yds	Rtg.
2012	RAMS	3	3	100.0	42	14.0	1	0	21	0-0	158.3
2013	RAMS	1	0	0.0	0	0.0	0	0	0	0-0	39.6
2014	RAMS	2	2	100.0	37	18.5	0	0	19	0-0	118.8
2015	RAMS	2	1	50.0	20	10.0	0	0	20	0-0	85.4
<b>Total</b>		<b>8</b>	<b>6</b>	<b>75.0</b>	<b>99</b>	<b>12.4</b>	<b>1</b>	<b>0</b>	<b>21</b>	<b>0-0</b>	<b>155.7</b>

**ADDITIONAL CAREER STATISTICS:** Threw one touchdown pass to WR Danny Amendola vs. Seattle (9/30/12), Connected with TE Cory Harkey for a two-point conversion...connected with RB Benny Cunningham on an 18-yard pass in punt formation to convert a fourth-and-3 on the St. Louis 18-yard line (10/19/14)...connected with WR Stedman Bailey on an 19-yard pass in punt formation to convert a fourth-and-4 (11/23/14)...connected with S Cody Davis for 20-yard reception to convert a fourth-and-2 at Green Bay (10/11/15).

**Special teams tackles:** 2012 (1), 2013 (1), 2015 (1).

### SINGLE GAME HIGHS

Punts – 11, vs. San Francisco (9/26/13)  
 Long – 68, vs. Arizona (10/4/12)  
 Yards – 490, vs. San Francisco (9/26/13)

# JOHNNY HEKKER GAME-BY-GAME STATISTICS

## 2015 ST. LOUIS RAMS

Game	W/L	No	Yds	Avg	Opp Ret	Opp Yds	Net Yds	Net Avg	TB	I20	Lg	Blk
SEA 9/13	W	3	142	47.3	2	63	79	26.3	0	0	55	0
@WSH 9/20	L	8	381	47.6	5	12	381	46.1	0	4	52	0
PIT 9/27	L	4	170	42.5	0	0	150	37.5	1	2	50	0
@ARI 10/4	W	7	348	49.7	5	32	316	45.1	0	2	57	0
@GB 10/11	L	4	181	45.3	2	9	152	38.0	1	1	51	0
CLE 10/25	W	5	244	48.8	2	4	240	48.0	0	3	56	0
SF 11/1	W	8	436	54.4	5	38	398	49.8	0	4	60	0
@MIN 11/8	0/0	0	0	0.0	0	0	0	0.0	0	0	0	0
CHI 11/15	0/0	0	0	0.0	0	0	0	0.0	0	0	0	0
@BAL 11/22	0/0	0	0	0.0	0	0	0	0.0	0	0	0	0
@CIN 11/29	0/0	0	0	0.0	0	0	0	0.0	0	0	0	0
ARI 12/6	0/0	0	0	0.0	0	0	0	0.0	0	0	0	0
DET 12/13	0/0	0	0	0.0	0	0	0	0.0	0	0	0	0
TB 12/17	0/0	0	0	0.0	0	0	0	0.0	0	0	0	0
@SEA 12/27	0/0	0	0	0.0	0	0	0	0.0	0	0	0	0
@SF 1/3	0/0	0	0	0.0	0	0	0	0.0	0	0	0	0
<b>TOTAL</b>	<b>4-3</b>	<b>39</b>	<b>1,902</b>	<b>48.8</b>	<b>21</b>	<b>158</b>	<b>1,704</b>	<b>43.7</b>	<b>2</b>	<b>16</b>	<b>60</b>	<b>0</b>

## 2014 ST. LOUIS RAMS

Game	W/L	No	Yds	Avg	Opp Ret	Opp Yds	Net Yds	Net Avg	TB	I20	Lg	Blk
MIN 9/7	L	6	279	46.5	1	6	273	45.5	0	2	57	0
@TB 9/14	W	2	98	49.0	1	0	98	49.0	0	1	53	0
DAL 9/21	L	1	24	24.0	0	0	24	24.0	0	1	24	0
PHL 10/5	L	4	166	41.5	1	23	143	28.6	0	2	56	1
SF 10/13	L	8	351	43.9	5	29	322	40.3	0	2	56	0
SEA 10/19	W	3	153	51.0	2	19	134	51.0	0	1	56	0
@KC 10/26	L	6	324	54.0	4	27	277	46.2	1	1	60	0
@SF 11/2	W	6	281	46.8	1	12	249	41.5	1	2	60	0
@ARI 11/9	L	7	305	43.6	1	8	277	39.6	1	2	57	0
DEN 11/16	W	6	260	43.3	1	0	260	43.3	0	4	54	0
@SD 11/23	L	4	178	44.5	1	0	178	44.5	0	2	57	0
OAK 11/30	W	6	275	45.8	2	4	251	41.8	1	3	60	0
@WAS 12/7	W	4	174	43.5	2	3	171	42.8	0	3	61	0
ARI 12/11	L	8	404	50.5	4	54	350	43.8	0	3	59	0
NYG 12/21	L	4	202	50.5	0	0	182	45.5	0	3	56	0
@SEA 12/28	L	5	247	49.4	2	7	240	48.0	1	1	55	0
<b>TOTAL</b>	<b>6-10</b>	<b>80</b>	<b>3,721</b>	<b>46.5</b>	<b>28</b>	<b>192</b>	<b>3,429</b>	<b>42.3</b>	<b>5</b>	<b>33</b>	<b>61</b>	<b>1</b>

## 2013 ST. LOUIS RAMS

Game	W/L	No	Yds	Avg	Opp Ret	Opp Yds	Net Yds	Net Avg	TB	I20	Lg	Blk
ARI 9/8	W	3	147	49.0	1	1	126	42.0	1	1	55	0
@ATL 9/15	L	6	298	49.7	2	4	294	49.0	0	0	63	0
@DAL 9/22	L	5	238	47.6	4	16	222	44.4	0	0	57	0
SF 9/26	L	11	490	44.5	1	0	470	42.7	1	6	60	0
JAC 10/6	W	7	286	40.9	4	5	281	40.1	0	2	56	0
@HOU 10/13	W	3	135	45.0	2	6	129	43.0	0	1	47	0
@CAR 10/20	L	4	159	39.8	1	-1	160	40.0	0	0	52	0
SEA 10/28	L	4	182	45.5	3	9	173	43.3	0	2	55	0
TEN 11/3	L	5	242	48.4	2	8	234	46.8	0	1	57	0
@IND 11/10	W	5	242	48.4	3	25	217	43.4	0	1	61	0
CHI 11/24	W	2	97	48.5	1	0	97	48.5	0	0	51	0
@SF 12/1	L	5	244	48.8	2	5	239	47.8	0	1	54	0
@ARI 12/8	L	5	257	51.4	2	3	214	42.8	2	0	64	0
NO 12/15	W	4	167	41.8	0	0	167	41.8	0	2	52	0
TB 12/22	W	2	88	44.0	0	0	88	44.0	0	1	46	0
@SEA 12/29	L	7	337	48.1	2	-2	339	48.4	0	1	58	0
<b>TOTAL</b>	<b>7-9</b>	<b>78</b>	<b>3,609</b>	<b>46.3</b>	<b>30</b>	<b>79</b>	<b>3,450</b>	<b>44.2</b>	<b>4</b>	<b>19</b>	<b>64</b>	<b>0</b>

## 2012 ST. LOUIS RAMS

Game	W/L	No	Yds	Avg	Opp Ret	Opp Yds	Net Yds	Net Avg	TB	I20	Lg	Blk
@DET 9/9	L	5	241	48.2	5	53	188	37.6	0	1	57	0
WAS 9/16	W	3	163	54.3	1	-3	146	48.7	1	1	66	0
@CHI 9/23	L	6	279	46.5	3	39	220	36.7	1	1	56	0
SEA 9/30	W	4	156	39.0	2	1	155	38.8	0	1	48	0
ARI 10/4	W	7	398	56.9	5	76	322	46.0	0	3	68	0
@MIA 10/14	L	3	135	45.0	0	0	115	38.3	1	2	56	0
GB 10/21	L	2	99	49.5	1	15	84	42.0	0	1	55	0
NE 10/28	L	4	195	48.8	3	16	179	44.8	0	1	50	0
@SF 11/11	T	4	147	36.8	2	23	124	31.0	0	1	45	0
NYJ 11/18	I	5	251	50.2	3	29	222	44.4	0	1	57	0
@ARI 11/25	W	6	260	43.3	4	59	201	33.5	0	1	48	0
SF 12/2	W	9	388	43.1	2	6	382	42.4	0	3	63	0
@BUF 12/9	W	8	302	37.8	4	44	258	32.3	0	2	50	0
MIN 12/16	L	4	164	41.0	1	15	149	37.3	0	1	55	0
@TB 12/23	W	7	335	47.9	3	7	328	46.9	0	2	57	0
@SEA 12/30	L	5	243	48.6	2	22	201	40.2	1	0	57	0
<b>TOTAL</b>	<b>7-8-1</b>	<b>82</b>	<b>3756</b>	<b>45.8</b>	<b>41</b>	<b>402</b>	<b>3274</b>	<b>39.9</b>	<b>4</b>	<b>22</b>	<b>68</b>	<b>0</b>





# 21 | JANORIS JENKINS

Position:	Cornerback
Ht./Wt.:	5-10/198
Birth Date:	10/29/88
College:	North Alabama
Hometown:	Pahokee, Fla.
Experience:	4th year (4th Rams)
Acquired:	D2B-2012
Career GP/GS (Playoffs):	52/50 (0/0)



**TRANSACTIONS:** Selected in the second round of the 2012 draft (39th overall) on (4/26/12).

**PRO:** Four-year veteran has played in 52 games with 50 starts...collected 217 tackles (192 solo), 1.0 sack, seven interceptions and 40 passes defended in three seasons as a Ram...his five interceptions for touchdowns during his career ties him for the most in Rams history...named to Pro Football Weekly's All-Rookie Team in 2012...led Rams with four interceptions and returned three for touchdowns during his rookie campaign...tied NFL rookie record with three interception returns for touchdowns and led NFL with four total defensive touchdowns.

**2015 SEASON: Week 8 vs. San Francisco (11/1):** Started at corner...tallied three solo tackles and two passes defended...**Week 7 vs. Cleveland (10/25):** Started at corner...registered five tackles (four solo), two passes defended and one forced fumble...the forced fumble was picked up by S Rodney McLeod and returned 20 yards for a touchdown...**Week 5 at Green Bay (10/11):** Started at corner in his 50th career game...**Week 4 at Arizona (10/4):** Started at corner...intercepted QB Carson Palmer in the second quarter...marked his third interception against the Cardinals – all three interceptions occurred at University of Phoenix Stadium...he leads the Rams with two interceptions on the season, giving him nine in his career...also recorded five solo tackles and one pass defended...**Week 3 vs. Pittsburgh (9/27):** Started at corner... nabbed his first interception of the season off QB Ben Roethlisberger...marked his eighth career interception...recorded seven tackles (six solo)...**Week 2 at Washington (9/20):** Started at corner...registered five solo tackles...**Week 1 vs. Seattle (9/13):** Started at corner...registered six tackles (four solo) and one pass defended.

**2014 SEASON:** Started 13 games...registered 65 tackles (60 solo)...returned two interceptions for touchdowns and had two forced fumbles...**vs. Arizona (12/11):** Started at right corner...garnered eight tackles (seven solo)...had two passes defended...also had one forced fumble...**at San Diego (11/23):** Started at right corner...picked off QB Philip Rivers' pass at the 1-yard line and returned it 99 yards for a touchdown...marks his second interception of the season, seventh career and fifth for a touchdown...forced WR Keenan Allen to fumble...marks his first forced fumble of the season...also recorded four tackles (three solo)...**vs. Seattle (10/19):** Started at right corner...tallied nine solo tackles...had one quarterback hurry...recorded one pass defended...**vs. Dallas (9/21):** Started at right corner...picked off QB Tony Romo's pass intended for WR Dez Bryant and returned it 25 yards for a touchdown...marked his first interception of the season, sixth career and fourth for a touchdown...secured five solo tackles.

**2013 SEASON:** Started 16 games...registered 69 tackles (57 solo), one sack, one interception and 18 passes defended...**vs. Arizona (9/8):** Registered five tackles (four solo) and three passes defended...**at Atlanta (9/15):** Notched eight tackles (six solo) and two passes defended...**at Dallas (9/22):** Recorded a personal best 10 tackles (seven solo)...**at Houston (10/13):** Snagged his first interception of the year from Texans QB T.J. Yates and returned it five yards...now has six career interceptions...also made two solo tackles...added a sack on Texans QB T.J. Yates, his first career sack...**vs. Chicago (11/24):** Made seven tackles (six solo)...added a pass defended...**vs. New Orleans (12/15):** Tied a career single game-high with four passes defended...made six tackles (five solo).

**2012 SEASON:** Named to Pro Football Weekly's All-Rookie Team...led Rams with four interceptions and returned three for touchdowns...tied NFL rookie record with three interception returns for touchdowns and led NFL with four total defensive touchdowns...led Rams with 15 passes defended and started 15 games...**at Detroit (9/9):** Earned a starting spot at right corner in his NFL debut...from Lions' QB Matt Stafford at the Rams' 3-yard line and returned it 34 yards interception...made six solo tackles...**vs. Washington (9/16):** Started at right corner...registered six tackles (five solo)...added two passes defended...**at Chicago (9/23):** Started at right corner...recorded a career-high eight tackles (seven solo)...added two passes defended...**vs. Seattle (9/30):** Started at right corner...tallied four tackles (three solo)...added one pass defended...**vs. Arizona (10/4):** Started at right corner...notched four tackles (three solo) and four passes defended...leads the team in passes defended with nine...**at Miami (10/14):** Started at right corner...made four solo tackles...**vs. Green Bay (10/21):** Started at right corner...logged eight tackles (seven solo)...**vs. New England (10/28):** Started at right corner...registered six tackles (five solo) and two passes defended...**at San Francisco (11/11):** Declared inactive...**vs. New York Jets (11/18):** Started at right corner...blocked a 26-yard field goal attempt...last time the Rams blocked a field goal was when DE James Hall blocked a 49-yard field goal by K Nate Kaeding vs. San Diego (10/17/10)...also made four tackles (three solo)...added one pass defended...**at Arizona (11/25):** Started at corner...intercepted Arizona QB Ryan Lindley and returned it 36 yards for a touchdown... recorded a second interception for a touchdown when he picked off Lindley and returned it 39 yards...pushed his career total to three interceptions...he is the



Jenkins' two interceptions for touchdowns helped him earn NFC Defensive Player of the Week honors for Week 12

intercepted a pass for his first career interception...he is the

first Ram to record two interceptions for touchdowns in a game...he is the fourth rookie in NFL history with two interceptions for touchdowns in a single game...previous three came in 1925, 1948 and 1960...also made four solo tackles...**vs. San Francisco (12/2)**: Started at corner...recovered a fumble at the San Francisco 2-yard line and returned it two yards for a touchdown...scored three touchdowns off turnovers in two consecutive games...he is the first Rams rookie to record three defensive touchdowns...the last time a Ram recorded three defensive touchdowns in a season was Mike Jones in 1999...also tallied six tackles (five solo) and one quarterback pressure...**at Buffalo (12/9)**: Started at corner...notched six solo tackles and two passes defended...**vs. Minnesota (12/16)**: Led the team in tackles with nine solo, including one for loss...**at Tampa Bay (12/23)**: Started at corner...notched his fourth interception of the season, third for a touchdown...led the NFL in INT-TDs, and in overall defensive touchdowns with four...the play tied a franchise record for most INT-TDs in a season, Monte Jackson (1976) and Rod Perry (1978) each tallied three...his three TD-INTs are tied with Ronnie Lott and Lem Barney for most by a rookie in NFL history...he now has 150 interception yards on the season, stood for third-most in the NFL for 2012...notched six solo tackles, caused one fumble and had one pass defended...**at Seattle (12/30)**: Started at corner...made two solo tackles...led the team in passes defended with 15 on the season.

**COLLEGE**: Played final season at North Alabama after spending three seasons at Florida...was named Freshman All-American in 2008 while helping the Gators capture a BCS National Championship...Second-team All-SEC and third-team All-America as a junior in 2010...in 40 games at the University of Florida, Jenkins started 36 times, recording 121 tackles (92 solos) with two sacks for minus 18 yards, ten stops for losses of 51 yards and two forced fumbles...also deflected 25 passes and intercepted eight others for 91 yards in returns, including one touchdown...Division II second-team All-American as a senior at UNA.

**PERSONAL**: Attended Pahokee (Fla.) High School, where he was a Parade and EA Sports All-American defensive back...earned first-team Class 2B all-state honors as a senior...two-way star collected six interceptions and recorded over 80 tackles as a senior, while gaining over 1,000 yards on offense...rated the fourth-best cornerback in the nation by ESPN...social & behavioral sciences major...participated in numerous community events, including Coach Fisher & Friends Celebrity Softball game, the kickoff for Charity Luncheon and the All-Community Team Ticket Program - The Rabbit Hole.

## JANORIS JENKINS NFL STATISTICS

		REGULAR SEASON														
Year	Team	G/S	Tackles			Interceptions					Fumbles					
			Total	Solo	Asst	Sk	Yds	Int	Yds	Lg	TD	PD	FF	FR	Yds	
2012	RAMS	15/14	83	75	8	0.0	0.0	4	150	41t	3	15	0	1	2	
2013	RAMS	16/16	69	57	12	1.0	0.0	1	5.0	5	0	18	0	0	0	
2014	RAMS	14/13	65	60	5	0.0	0.0	2	124	99t	2	7	2	0	0	
2015	RAMS	7/7	31	27	4	0.0	0.0	2	0	0	0	6	1	0	0	
<b>TOTAL</b>		<b>52/50</b>	<b>251</b>	<b>219</b>	<b>29</b>	<b>1.0</b>	<b>0.0</b>	<b>9</b>	<b>180</b>	<b>99t</b>	<b>5</b>	<b>46</b>	<b>3</b>	<b>1</b>	<b>2</b>	

**SINGLE GAME HIGHS**  
 Total Tackles – 9, vs. Seattle (10/19/14)  
 Solo Tackles – 9, vs. Seattle (10/19/14)  
 Interceptions – 2, at Arizona (11/25/14)  
 Passes Defensed – 4, twice, last vs. New Orleans (12/15/13)

## JANORIS JENKINS GAME-BY-GAME STATISTICS

2015 ST. LOUIS RAMS															
Game	W/L	P/S	T	S	A	Sk	Yds	Int	Yds	Lg	TD	PD	FF	FR	Yds
SEA 9/13	W	1/1	6	4	2	0.0	0.0	0	0	0	0	1	0	0	0
@WSH 9/20	L	1/1	5	5	0	0.0	0.0	0	0	0	0	0	0	0	0
PIT 9/27	L	1/1	7	6	1	0.0	0.0	1	0	0	0	0	0	0	0v
@ARI 10/4	W	1/1	5	5	0	0.0	0.0	1	0	0	0	1	0	0	0
@GB 10/11	L	1/1	0	0	0	0.0	0.0	0	0	0	0	0	0	0	0
CLE 10/25	W	1/1	5	4	1	0.0	0.0	0	0	0	0	2	1	0	0
SF 11/1	W	1/1	3	3	0	0.0	0.0	0	0	0	0	2	0	0	0
@MIN 11/8	0/0	0/0	0	0	0	0.0	0.0	0	0	0	0	0	0	0	0
CHI 11/15	0/0	0/0	0	0	0	0.0	0.0	0	0	0	0	0	0	0	0
@BAL 11/22	0/0	0/0	0	0	0	0.0	0.0	0	0	0	0	0	0	0	0
@CIN 11/29	0/0	0/0	0	0	0	0.0	0.0	0	0	0	0	0	0	0	0
ARI 12/6	0/0	0/0	0	0	0	0.0	0.0	0	0	0	0	0	0	0	0
DET 12/13	0/0	0/0	0	0	0	0.0	0.0	0	0	0	0	0	0	0	0
TB 12/17	0/0	0/0	0	0	0	0.0	0.0	0	0	0	0	0	0	0	0
@SEA 12/27	0/0	0/0	0	0	0	0.0	0.0	0	0	0	0	0	0	0	0
@SF 1/3	0/0	0/0	0	0	0	0.0	0.0	0	0	0	0	0	0	0	0
<b>TOTAL</b>	<b>4-3</b>	<b>7/7</b>	<b>31</b>	<b>27</b>	<b>4</b>	<b>0.0</b>	<b>0.0</b>	<b>2</b>	<b>0</b>	<b>0</b>	<b>0</b>	<b>6</b>	<b>1</b>	<b>0</b>	<b>0</b>

2014 ST. LOUIS RAMS															
Game	W/L	P/S	T	S	A	Sk	Yds	Int	Yds	Lg	TD	PD	FF	FR	Yds
MIN 9/7	L	1/1	7	7	0	0.0	0.0	0	0	0	0	0	0	0	0
@TB 9/14	W	1/1	5	5	0	0.0	0.0	0	0	0	0	0	0	0	0
DAL 9/21	L	1/1	5	5	0	0.0	0.0	1	25t	25t	1	0	0	0	0
PHI 10/5	L	1/1	3	2	1	0.0	0.0	0	0	0	0	1	0	0	0
SF 10/13	L	1/1	4	3	1	0.0	0.0	0	0	0	0	1	0	0	0
SEA 10/19	W	1/1	9	9	0	0.0	0.0	0	0	0	0	1	0	0	0
@KC 10/26	L	0/0													
@SF 11/2	W	0/0													
@ARI 11/9	L	1/0	4	4	0	0.0	0.0	0	0	0	0	0	0	0	0
DEN 11/16	W	1/1	3	3	0	0.0	0.0	0	0	0	0	0	0	0	0
@SD 11/23	L	1/1	4	3	1	0.0	0.0	1	99t	99t	1	1	1	0	0
OAK 11/30	W	1/1	3	3	0	0.0	0.0	0	0	0	0	0	0	0	0
@WAS 12/7	W	1/1	4	3	1	0.0	0.0	0	0	0	0	0	0	0	0
ARI 12/11	L	1/1	8	7	1	0.0	0.0	0	0	0	0	2	1	0	0
NYG 12/21	L	1/1	3	3	0	0.0	0.0	0	0	0	0	1	0	0	0
@SEA 12/28	1/1		3	3	0	0.0	0.0	0	0	0	0	0	0	0	0
<b>TOTAL</b>	<b>6-10</b>	<b>14/13</b>	<b>65</b>	<b>60</b>	<b>5</b>	<b>0.0</b>	<b>0.0</b>	<b>2</b>	<b>124</b>	<b>99t</b>	<b>2</b>	<b>7</b>	<b>2</b>	<b>0</b>	<b>0</b>

# JANORIS JENKINS GAME-BY-GAME STATISTICS CONTINUED

## 2013 ST. LOUIS RAMS

Game	W/L	P/S	T	S	A	Sk	Yds	Int	Yds	Lg	TD	PD	FF	FR	Yds
ARI 9/8	W	1/1	5	4	1	0.0	0	0	0	0	0	3	0	0	0
@ATL 9/15	L	1/1	8	6	2	0.0	0	0	0	0	0	2	0	0	0
@DAL 9/22	L	1/1	10	7	3	0.0	0	0	0	0	0	0	0	0	0
SF 9/26	L	1/1	4	4	0	0.0	0	0	0	0	0	1	0	0	0
JAC 10/6	W	1/1	4	3	1	0.0	0	0	0	0	0	1	0	0	0
@HOU 10/13W	1/1	3	3	0	1.0	0	1	5.0	5	0	0	0	0	0	0
@CAR 10/20L	1/1	2	2	0	0.0	0	0	0	0	0	0	0	0	0	0
SEA 10/28	L	1/1	4	4	0	0.0	0	0	0	0	0	1	0	0	0
TEN 11/3	L	1/1	3	2	1	0.0	0	0	0	0	0	0	0	0	0
@IND 11/10	W	1/1	5	4	1	0.0	0	0	0	0	0	0	0	0	0
CHI 11/24	W	1/1	7	6	1	0.0	0	0	0	0	0	1	0	0	0
@SF 12/1	L	1/1	1	1	0	0.0	0	0	0	0	0	2	0	0	0
@ARI 12/8	L	1/1	2	2	0	0.0	0	0	0	0	0	2	0	1	0
NO 12/15	W	1/1	6	5	1	0.0	0	0	0	0	0	4	0	0	0
TB 12/22	W	1/1	4	3	1	0.0	0	0	0	0	0	1	0	0	0
@SEA 12/29	L	1/1	1	1	0	0.0	0	0	0	0	0	0	0	0	0
TOTAL	7-9	16/16	69	57	12	1.0	0	1	5.0	5	0	18	0	1	0

## 2012 ST. LOUIS RAMS

Game	W/L	P/S	T	S	A	Sk	Yds	Int	Yds	Lg	TD	PD	FF	FR	Yds
@DET 9/9	L	1/1	6	6	0	0.0	0	1	34	34	0	0	0	0	0
WAS 9/16	W	1/1	6	5	1	0.0	0	0	0	0	0	2	0	0	0
@CHI 9/23	L	1/1	8	7	1	0.0	0	0	0	0	0	2	0	0	0
SEA 9/30	W	1/1	4	3	1	0.0	0	0	0	0	0	1	0	0	0
ARI 10/4	W	1/1	4	3	1	0.0	0	0	0	0	0	4	0	0	0
@MIA 10/14	L	1/1	4	4	0	0.0	0	0	0	0	0	0	0	0	0
GB 10/21	L	1/1	8	7	1	0.0	0	0	0	0	0	0	0	0	0
NE 10/28	L	1/1	6	5	1	0.0	0	0	0	0	0	2	0	0	0
@SF 11/11	T								Inactive						
NYJ 11/18	L	1/1	4	3	1	0.0	0	0	0	0	0	1	0	0	0
@ARI 11/25	W	1/1	4	4	0	0.0	0	2	76	39t	2	0	0	0	0
SF 12/2	W	1/1	6	5	1	0.0	0	0	0	0	0	0	0	1	2
@BUF 12/9	W	1/1	6	6	0	0.0	0	0	0	0	0	2	0	0	0
MIN 12/16	L	1/0	9	9	0	0.0	0	0	0	0	0	0	0	0	0
@TB 12/23	W	1/1	6	6	0	0.0	0	1	41	41t	1	1	1	0	0
@SEA 12/30	L	1/1	2	2	0	0.0	0	0	0	0	0	0	0	0	0
TOTAL	7-8-115/14	83	75	8	0.0	0	4	150	41t	3	15	1	1	1	2






# 22 | TRUMAINE JOHNSON

Position:	Cornerback
Ht./Wt.:	6-2/208
Birth Date:	1/1/90
College:	Montana
Hometown:	Stockton, Calif.
Experience:	4th year (4th Rams)
Acquired:	D3-2012

Career GP/GS (Playoffs): 48/26 (0/0)



**TRANSACTIONS:** Selected in the third round of the 2012 draft (65th overall) on (4/27/12).

**PRO:** Four-year pro has played in 48 games with 26 starts...tallied 144 career tackles (124 solo), eight interceptions, and 18 passes defended...his eight career interceptions place him at No. 50 on the Rams All-Time Interceptions list.

**2015 SEASON:** **Week 8 vs. San Francisco (11/1):** Started at corner...recorded five tackles (four solo) and one pass defended...**Week 7 vs. Cleveland (10/25):** Started at corner...tallied eight tackles (seven solo)...**Week 5 at Green Bay (10/11):** Started at corner...picked off Packers QB Aaron Rodgers and returned it 29 yards...marked his 10th career interception and second of the season...registered four solo tackles...**Week 4 at Arizona (10/4):** Started at corner...notched nine tackles, matching his personal best...also had two passes defended and one fumble recovery...**Week 3 vs. Pittsburgh (9/27):** Started at corner...notched four solo tackles and one pass defended...**Week 2 at Washington (9/20):** Saw action on defense...had one solo and one pass defended...**Week 1 vs. Seattle (9/13):** Started at corner... nabbed his first interception of the season off QB Russell Wilson and returned it 15 yards...marked his 9th career interception, and second time he's picked off Wilson...made four tackles (three solo)...left the game before halftime with concussion-like symptoms.

**2014 SEASON:** Finished season with a team-high three interceptions tallied 45 tackles after missing the first eight weeks of the season due to knee injury... **vs. Denver (11/16):** Started at left corner...tallied two solo tackles...recorded his first interception of the season when he picked off QB Peyton Manning...**vs. Oakland (11/30):** Started at left corner...snagged two interceptions from QB Derek Carr...one of which was returned for a 43-yard touchdown, marked his first career pick-six...garnered five solo tackles...**at San Diego (11/23):**Started at left corner...notched six tackles (five solo)...**at Washington (12/7):** Started at left corner...garnered nine solo tackles...had one pass defended.

**2013 SEASON:** Played in 16 games, earning 12 starts...totaled three interceptions, seven passes defended and 66 tackles (58 solo)...**vs. Arizona (9/8):** Saw action on defense and special teams... nabbed his first interception of the season and returned it 29 yards to the Arizona 4-yard line...the play helped set-up a 25-yard field goal...marks his longest interception return...he now has three career interceptions...added four solo tackles and one pass defended...**vs. Jacksonville (10/6):** Started at corner...recorded five tackles (three solo)...added a pass defended...**at Houston (10/13):** Started at corner...notched eight tackles (six solo) and one pass defended...**at Carolina (10/20):** Started at corner...tallied a career-high nine tackles (eight solo)...**at Indianapolis (11/10):** Started at corner...hauled in his second interception of the season, fourth career...also had five tackles (four solo) and one pass defended...**at Arizona (12/8):** Started at corner...tied a season high with nine solo tackles, including one for loss...also had one pass defended...**vs. New Orleans (12/15):** Started at corner...intercepted Saints QB Drew Brees in the end zone and returned it seven yards...marks his third interception this season, a new season high...also registered five solo tackles...**at Seattle (12/29):** Started at corner...notched seven tackles (six solo).

**2012 SEASON:** Finished season with two interceptions, eight passes defended and 35 total tackles while serving as the team's third corner for most of the season...**at Detroit (9/9):** Saw action on defense...**vs. Washington (9/16):** Saw action on defense...**at Chicago (9/23):** Saw action on defense...**vs. Seattle (9/30):** Intercepted a pass from Seattle QB Russell Wilson and returned it three yards...marked the first interception of his career...added a pass defended...**vs. Arizona (10/4):** Saw action on defense...tallied a season-high four solo tackles...added one special teams tackle...**at Miami (10/14):** Saw action on defense and special teams...made one special teams tackle...**vs. Green Bay (10/21):** Saw action on defense and special teams...registered one pass defended...**vs. New England (10/28):** Saw action on defense and special teams...tallied one pass defended...**at San Francisco (11/11):** Made his first NFL start at right cornerback...logged a season-best five tackles (four solo)...**vs. New York Jets (11/18):** Saw action on defense and special teams...recorded three solo tackles...**at Arizona (11/25):** Saw action on defense and special teams...registered one solo tackle...**at Buffalo (12/9):** Saw action on defense and special teams...made four solo tackles, including one for loss...also made one special teams tackle...**vs. Minnesota (12/16):** Saw action on defense...registered one pass defense and three tackles (two solo)...**at Tampa Bay (12/23):** Started at corner...registered his second career interception...made four tackles (three solo)...added three passes defended...**at Seattle (12/30):** Started at corner...recorded a career-high eight tackles (six solo) and one pass defended.

**COLLEGE:** Started 42-of-47 games at Montana...recorded 173 tackles (105 solos) with 1.5 sacks, 13.0 stops for losses of 30 yards, a quarterback pressure and a safety as a result of his 2011 sack...deflected 35 passes and had fifteen interceptions for 188 yards in returns (12.53 avg) and a pair of touchdowns...gained 178 yards on eight kickoff returns (22.2 avg)...for his entire career, opponents have targeted 305 passes into the cornerback's area, as only 102 of those tosses were completed (33.44%), generat-

ing 658 yards, an average of 6.45 yards per pass completion and 2.16 yards per attempt...tied for fourth among active NCAA Football Championship Subdivision players with 15 interceptions (joined Jeremy Caldwell of Eastern Kentucky and Al-Rilwan Adeyemi of San Diego University), which also tied for fourth on the school career-record chart, matching the figure first attained by Tim Hauck (1987-89)...since the turn of the century year 2000, his 15 pass thefts are the second-highest total by a Big Sky Conference performer in a career, topped by K.J. Gerard of Northern Arizona (19; 2004-08)...his 35 pass deflections established a new school career record, surpassing the previous mark of 26 by Jimmy Wilson (2004-06, 2010)...notched 40 passes defensed (break-ups and interceptions), the most in the FCS ranks, also setting a Grizzly all-time mark...sociology major.

**PERSONAL:** Attended Thomas Edison (Stockton, Calif.) High School...three-time gridiron letterman performed as a defensive back (mostly at strong safety), wide receiver and quarterback...handled kickoff return chores...son of Lynn Stallworth and Curtis Johnson...nicknamed "Tru"...resides in Stockton, California...participated in numerous community events, including Salvation Army Bell Ringing and the United Way Kickoff for Charity Luncheon.

## TRUMAINE JOHNSON NFL STATISTICS

REGULAR SEASON															
Year	Team	G/S	Tackles		Asst	Sk	Yds	Interception			TD	PD	Fumbles		Yds
			Total	Solo				Int	Yds	Lg			FF	FR	
2012	RAMS	16/3	35	30	5	0	0	2	4	4	0	8	0	0	0
2013	RAMS	16/12	66	58	8	0	0	3	36	29	0	7	0	0	0
2014	RAMS	9/5	43	36	7	0	0	3	43	0	1	3	0	0	0
2015	RAMS	7/6	35	31	4	0	0	2	44	29	0	5	0	1	0
<b>TOTAL</b>		<b>48/26</b>	<b>179</b>	<b>155</b>	<b>24</b>	<b>0</b>	<b>0</b>	<b>10</b>	<b>127</b>	<b>29</b>	<b>0</b>	<b>23</b>	<b>0</b>	<b>1</b>	<b>0</b>

**ADDITIONAL CAREER STATISTICS:** Special Teams Tackles: 2012 (3).

**SINGLE GAME HIGHS**  
 Total Tackles – 9, two times, last at Arizona (10/4/15)  
 Solo Tackles – 9, at Arizona (12/8/13)  
 Interceptions – 2, vs. Oakland (11/30/14)  
 Passes Defensed – 3, at Tampa Bay (12/23/12)

## TRUMAINE JOHNSON GAME-BY-GAME STATISTICS

2015 ST. LOUIS RAMS															
Game	W/L	P/S	T	S	A	Sk	Yds	Int	Yds	Lg	TD	PD	FF	FR	Yds
SEA 9/13	W	1/1	4	3	1	0.0	0.0	1	15	15	0	0	0	0	0
@WSH 9/20	L	1/0	1	1	0	0.0	0.0	0	0	0	1	0	0	0	0
PIT 9/27	L	1/1	4	4	0	0.0	0.0	0	0	0	1	0	0	0	0
@ARI 10/4	W	1/1	9	8	1	0.0	0.0	0	0	0	2	0	1	0	0
@GB 10/11	L	1/1	4	4	0	0.0	0.0	1	29	0	0	0	0	0	0
CLE 10/25	W	1/1	8	7	1	0.0	0.0	0	0	0	0	0	0	0	0
SF 11/1	W	1/1	5	4	1	0.0	0.0	0	0	0	1	0	0	0	0
@MIN 11/8	0/0	0/0	0	0	0	0.0	0.0	0	0	0	0	0	0	0	0
CHI 11/15	0/0	0/0	0	0	0	0.0	0.0	0	0	0	0	0	0	0	0
@BAL 11/22	0/0	0/0	0	0	0	0.0	0.0	0	0	0	0	0	0	0	0
@CIN 11/29	0/0	0/0	0	0	0	0.0	0.0	0	0	0	0	0	0	0	0
ARI 12/6	0/0	0/0	0	0	0	0.0	0.0	0	0	0	0	0	0	0	0
DET 12/13	0/0	0/0	0	0	0	0.0	0.0	0	0	0	0	0	0	0	0
TB 12/17	0/0	0/0	0	0	0	0.0	0.0	0	0	0	0	0	0	0	0
@SEA 12/27	0/0	0/0	0	0	0	0.0	0.0	0	0	0	0	0	0	0	0
@SF 1/3	0/0	0/0	0	0	0	0.0	0.0	0	0	0	0	0	0	0	0
<b>TOTAL</b>	<b>4-3</b>	<b>7/6</b>	<b>35</b>	<b>31</b>	<b>4</b>	<b>0.0</b>	<b>0.0</b>	<b>2</b>	<b>44</b>	<b>29</b>	<b>0</b>	<b>5</b>	<b>0</b>	<b>1</b>	<b>0</b>

2014 ST. LOUIS RAMS															
Game	W/L	P/S	T	S	A	Sk	Yds	Int	Yds	Lg	TD	PD	FF	FR	Yds
MIN 9/7	L													Inactive	
@TB 9/14	W													Inactive	
DAL 9/21	L													Inactive	
PHI 10/5	L													Inactive	
SF 10/13	L													Inactive	
SEA 10/19	W													Inactive	
@KC 10/26	L													Inactive	
@SF 11/2	W	1/0	3	3	0	0.0	0.0	0	0	0	0	0	0	0	0
@ARI 11/9	L	1/1	5	3	2	0.0	0.0	0	0	0	0	0	0	0	0
DEN 11/16	W	1/1	2	2	0	0.0	0.0	1	0	0	0	1	0	0	0
@SD 11/23	L	1/1	6	5	1	0.0	0.0	0	0	0	0	0	0	0	0
OAK 11/30	W	1/1	5	5	0	0.0	0.0	2	43	0	0	0	0	0	0
@WAS 12/7	W	1/1	8	8	3	0.0	0.0	0	0	0	0	1	0	0	0
ARI 12/11	L	1/1	4	1	0	0.0	0.0	0	0	0	0	1	0	0	0
NYG 12/21	L	1/0	5	4	0	0.0	0.0	0	0	0	0	0	0	0	0
@SEA 12/28	L	1/1	4	4	0	0.0	0.0	0	0	0	0	0	0	0	0
<b>TOTAL</b>	<b>6-9</b>	<b>8/4</b>	<b>43</b>	<b>36</b>	<b>7</b>	<b>0.0</b>	<b>0.0</b>	<b>3</b>	<b>43</b>	<b>0</b>	<b>0</b>	<b>3</b>	<b>0</b>	<b>0</b>	<b>0</b>

2013 ST. LOUIS RAMS															
Game	W/L	P/S	T	S	A	Sk	Yds	Int	Yds	Lg	TD	PD	FF	FR	Yds
ARI 9/8	W	1/0	4	4	0	0.0	0	1	29	29	0	1	0	0	0
@ATL 9/15	L	1/0	0	0	0	0.0	0	0	0	0	0	0	0	0	0
@DAL 9/22	L	1/1	1	1	0	0.0	0	0	0	0	0	0	0	0	0
SF 9/26	L	1/0	0	0	0	0.0	0	0	0	0	0	0	0	0	0
JAC 10/6	W	1/1	5	3	2	0.0	0	0	0	0	1	0	0	0	0
@HOU 10/13	W	1/1	8	6	2	0.0	0	0	0	0	1	0	0	0	0
@CAR 10/20	L	1/1	9	8	1	0.0	0	0	0	0	0	0	0	0	0
SEA 10/28	L	1/1	2	2	0	0.0	0	0	0	0	0	0	0	0	0
TEN 11/3	L	1/0	2	2	0	0.0	0	0	0	0	0	0	0	0	0
@IND 11/10	W	1/1	5	4	1	0.0	0	1	0	0	1	0	0	0	0
CHI 11/24	W	1/1	4	4	0	0.0	0	0	0	0	0	0	0	0	0
@SF 12/1	L	1/1	3	3	0	0.0	0	0	0	0	1	0	0	0	0
@ARI 12/8	L	1/1	9	9	0	0.0	0	0	0	0	1	0	0	0	0
NO 12/15	W	1/1	5	5	0	0.0	0	1	7	7	0	0	0	0	0
TB 12/22	W	1/1	2	1	1	0.0	0	0	0	0	1	0	0	0	0
@SEA 12/29	L	1/1	7	6	1	0.0	0	0	0	0	0	0	0	0	0
<b>TOTAL</b>	<b>7-9</b>	<b>16/12</b>	<b>66</b>	<b>58</b>	<b>8</b>	<b>0</b>	<b>0</b>	<b>3</b>	<b>36</b>	<b>29</b>	<b>0</b>	<b>7</b>	<b>0</b>	<b>0</b>	<b>0</b>

2012 ST. LOUIS RAMS															
Game	W/L	P/S	T	S	A	Sk	Yds	Int	Yds	Lg	TD	PD	FF	FR	Yds
@DET 9/9	L	1/0	0	0	0	0	0	0	0	0	0	0	0	0	0
WAS 9/16	W	1/0	0	0	0	0.0	0	0	0	0	0	0	0	0	0
@CHI 9/23	L	1/0	0	0	0	0.0	0	0	0	0	0	0	0	0	0
SEA 9/30	W	1/0	0	0	0	0.0	0	1	4	0	0	1	0	0	0
ARI 10/4	W	1/0	4	4	0	0.0	0	0	0	0	0	0	0	0	0
@MIA 10/14	L	1/0	0	0	0	0.0	0	0	0	0	0	0	0	0	0
GB 10/21	L	1/0	0	0	0	0.0	0	0	0	0	0	1	0	0	0
NE 10/28	L	1/0	0	0	0	0.0	0	0	0	0	0	1	0	0	0
@SF 11/11	T	1/1	5	4	1	0.0	0	0	0	0	0	0	0	0	0
NYJ 11/18	L	1/0	3	3	0	0.0	0	0	0	0	0	0	0	0	0
@ARI 11/25	W	1/0	3	3	0	0.0	0	0	0	0	0	0	0	0	0
SF 12/2	W	1/0	1	1	0	0.0	0	0	0	0	0	0	0	0	0
@BUF 12/9	W	1/0	4	4	0	0.0	0	0	0	0	0	0	0	0	0
MIN 12/16	L	1/0	3	2	1	0.0	0	0	0	0	0	1	0	0	0
@TB 12/23	W	1/1	4	3	1	0.0	0	1	0	0	0	3	0	0	0
@SEA 12/30	L	1/1	8	6	2	0.0	0	0	0	0	0	1	0	0	0
<b>TOTAL</b>	<b>7-8</b>	<b>1-16/3</b>	<b>35</b>	<b>30</b>	<b>5</b>	<b>0</b>	<b>0</b>	<b>2</b>	<b>4</b>	<b>0</b>	<b>0</b>	<b>8</b>	<b>0</b>	<b>0</b>	<b>0</b>



# 20 | LAMARCUS JOYNER

Position:	Defensive Back
Ht./Wt.:	5-8/184
Birth Date:	11/27/90
College:	Florida State
Hometown:	Fort Lauderdale, Fla.
Experience:	2nd year (2nd Rams)
Acquired:	D2-2014

Career GP/GS (Playoffs): 17/3 (0/0)



**TRANSACTIONS:** Selected by the Rams in the second round (41st overall) of the 2014 NFL Draft (5/9/14).

**PRO:** Has seen action in 17 games...tallied 54 tackles (38 solo) with three passes defended and 2.0 sacks for 16 yards.

**2015 SEASON: Week 8 vs. San Francisco (11/1):** Saw action on defense...notched five tackles (four solo)...**Week 7 vs. Cleveland (10/25):** Saw action on defense...recorded seven tackles (six solo) and two passes defended...**Week 5 at Green Bay (10/11):** Started at defensive back...registered a season-high eight solo tackles and recovered one fumble...**Week 4 at Arizona (10/4):** Saw action on defense...sacked QB Carson Palmer...also recorded six tackles (five solo)...**Week 3 vs. Pittsburgh (9/27):** Started on defense...made six solo tackles...**Week 2 at Washington (9/20):** Saw action on defense...registered four solo tackles...**Week 1 vs. Seattle (9/13):** Saw action on defense...sacked QB Russell Wilson for a 10-yard loss...marked his second career sack...also recorded six tackles (five solo).

**2014 SEASON:** Saw action in 10 games...tallied 48 tackles (33 solo) had three passes defended and a 1.0 sack for six yards...**vs. Minnesota (9/7):** Made his NFL debut...tallied two solo tackles...added one special teams tackle...**at Philadelphia (10/5):** Recorded eight tackles (five solo)...registered two passes defended...**vs. Seattle (10/19):** Saw action at cornerback...registered nine tackles (six solo)...added three assists...**at Kansas City (10/26):** Saw action at cornerback...recorded a single-game high 11 tackles (10 solo)...**at San Francisco (11/2):** Saw action at cornerback...garnered seven tackles (three solo)...had one quarterback pressure and one pass defended...**at Seattle (12/28):** Started at cornerback...notched four tackles (three solo)...registered a 1.0 sack for six yards, first of his first career.

**COLLEGE:** Started 40-of-55 games at Florida State – 13 at free safety, 14 at strong safety and 13 at cornerback...recorded 197 tackles (128 solos) with 6.5 sacks for minus 57 yards and 10.5 stops for losses of 71 yards...credited with three quarterback pressures and three forced fumbles...deflected 15 passes and intercepted eight others for 80 yards in returns...ranks second in school history with an average of 24.23 yards on 52 kickoff returns for 1,260 yards, topped by only Greg Reid (24.65-yard average; 63 for 1,553; 2009-11)...his average of 30.54 yards per kickoff return in 2011 broke the previous FSU season record of 30.09 yards by Michael Ray Garvin (22 for 622; 2008)...the unanimous All-American was a finalist for the Bronko Nagurski Award and Jim Thorpe Award in 2013...finished second in the voting for the Ultimate Herbie Award, given by ESPN's Kirk Herbstreit for college football's top performances...the first Seminole defensive back to be named a consensus first-team All-American since 2000 and is just the seventh defensive back in FSU history to garner consensus first team All-American honors joining players like Deion Sanders, LeRoy Butler and Terrell Buckley...the All-Atlantic Coast Conference first-team selection started 13 games at cornerback in 2013...ranked second on the team with a career-high 69 tackles, as he led the league's defensive backs with 5.5 sacks for minus 54 yards and seven stops for losses totaling 57 yards...finished fourth in the league with three forced fumbles and was credited with three quarterback pressures...had four pass deflections, along with a pair of interceptions for 20 yards in returns...added 110 yards on five kickoff returns (22.0 avg)...was the unquestioned leader on the nation's top-ranked pass defense...started all 14 games at strong safety in 2012, helping Florida State's defense lead the nation in yards allowed per play (3.86), rank second nationally in total defense (254.14 ypg)...garnered All-ACC second-team honors in 2011, after he took over free safety duties, starting all 13 games...named the most improved player on defense and a winner of the Bob Crenshaw Award at the team's annual banquet...recognized for his work in the classroom with one of eight sophomore academic awards and at the annual team banquet...a true freshman boundary cornerback in 2010, played in all 14 games and finished with 23 tackles (18 solos), two pass break-ups and one interception.

**PERSONAL:** Attended Southwest Miami (Fla.) High School, where he played three seasons on the varsity at linebacker and defensive back as well as wide receiver and kick returner...as a sophomore, he had more than 100 tackles and accounted for more than 1,000 yards on offense...In his junior year, he recorded 112 tackles, four sacks and an interception...that season, Joyner also scored five touchdowns on special teams - four via kickoffs and one on a punt return...Offensively, he had 17 receptions for 482 yards and seven touch-downs...Decided to transfer to St. Thomas Aquinas High School in Fort Lauderdale, Florida, a private school and football powerhouse coached by George Smith...for his senior season, contributed as a shut-down cornerback, recording only 14 tackles (12 solos) as opponents stayed away from his side of the field...also starred on special teams, as he averaged 39.6 yards per return and managed to return three kickoffs for scores...on offense, he recorded 1,090 all-purpose yards on just 79 touches, scoring four rushing and four receiving touchdowns...Earned the National Defensive Player of the Year award by USA Today, becoming the fourth USA Today National Defensive Player of the Year to sign with Florida State, joining Derrick Brooks, David Warren and Antonio Cromartie...regarded as a five-star recruit by Rivals.com, and ranked as the best cornerback prospect in his class...a Business major...born in Miami, Florida...participated in numerous community events, including Coach Fisher & Friends Celebrity Softball game, 6th Annual Playground Build at Marygrove, St. Louis Rams Training Academy Youth Camp, United Way Kickoff for Charity Luncheon and the All-Community Team Ticket program.



# LAMARCUS JOYNER NFL STATISTICS

## REGULAR SEASON

Year	Team	G/S	Tackles				Interceptions			TD	PD	Fumbles		Yds	
			Total	Solo	Asst	Sk	Yds	Int	Yds			Lg	FF		FR
2014	RAMS	10/1	48	33	15	1.0	6.0	0	0	0	0	3	0	0	0
2015	RAMS	7/2	42	38	4	2.0	11.0	0	0	0	0	2	0	1	0
Total		17/3	90	72	19	3.0	17.0	0	0	0	0	5	0	1	0

**ADDITIONAL CAREER STATISTICS:** Special teams tackles: RAMS 2014 (3).

### SINGLE GAME HIGHS

Total Tackles – 11, at Kansas City (10/26/14)  
Solo Tackles – 10, at Kansas City (10/26/14)

# LAMARCUS JOYNER GAME-BY-GAME STATISTICS

## 2015 ST. LOUIS RAMS

Game	W/L	P/S	T	S	A	Sk	Yds	Int	Yds	Lg	TD	PD	FF	FR	Yds
SEA 9/13	W	1/0	6	5	1	1.0	10.0	0	0	0	0	0	0	0	0
@WSH 9/20	L	1/0	4	4	0	0.0	0.0	0	0	0	0	0	0	0	0
PIT 9/27	L	1/1	6	6	0	0.0	0.0	0	0	0	0	0	0	0	0v
@ARI 10/4	W	1/0	6	5	1	1.0	1.0	0	0	0	0	0	0	0	0
@GB 10/11	L	1/1	8	8	0	0.0	0.0	0	0	0	0	0	1	0	0
CLE 10/25	W	1/1	7	6	1	0.0	0.0	0	0	0	2	0	0	0	0
SF 11/1	W	1/0	5	4	1	0.0	0.0	0	0	0	0	0	0	0	0
@MIN 11/8	0/0	0/0	0	0	0	0.0	0.0	0	0	0	0	0	0	0	0
CHI 11/15	0/0	0/0	0	0	0	0.0	0.0	0	0	0	0	0	0	0	0
@BAL 11/22	0/0	0/0	0	0	0	0.0	0.0	0	0	0	0	0	0	0	0
@CIN 11/29	0/0	0/0	0	0	0	0.0	0.0	0	0	0	0	0	0	0	0
ARI 12/6	0/0	0/0	0	0	0	0.0	0.0	0	0	0	0	0	0	0	0
DET 12/13	0/0	0/0	0	0	0	0.0	0.0	0	0	0	0	0	0	0	0
TB 12/17	0/0	0/0	0	0	0	0.0	0.0	0	0	0	0	0	0	0	0
@SEA 12/27	0/0	0/0	0	0	0	0.0	0.0	0	0	0	0	0	0	0	0
@SF 1/3	0/0	0/0	0	0	0	0.0	0.0	0	0	0	0	0	0	0	0
TOTAL	4-3	7/2	42	38	4	2.0	11.0	0	0	0	2	0	1	0	0

## 2014 ST. LOUIS RAMS

Game	W/L	P/S	T	S	A	Sk	Yds	Int	Yds	Lg	TD	PD	FF	FR	Yds
MIN 9/7	L	1/0	2	2	0	0.0	0.0	0	0	0	0	0	0	0	0
@TB 9/14	W												Inactive		
DAL 9/21	L	1/0	4	2	2	0.0	0.0	0	0	0	0	0	0	0	0
PHI 10/5	L	1/0	8	5	3	0.0	0.0	0	0	0	0	0	2	0	0
SF 10/13	L	1/0	2	1	1	0.0	0.0	0	0	0	0	0	0	0	0
SEA 10/19	W	1/0	9	6	3	0.0	0.0	0	0	0	0	0	0	0	0
@KC 10/26	L	1/0	11	10	1	0.0	0.0	0	0	0	0	0	0	0	0
@SF 11/2	W	1/0	7	3	4	0.0	0.0	0	0	0	0	1	0	0	0
@ARI 11/9	L	1/0	0	0	0	0.0	0.0	0	0	0	0	0	0	0	0
DEN 11/16	W												Inactive		
@SD 11/23	L												Inactive		
OAK 11/30	W												Inactive		
@WAS 12/7	W												Inactive		
ARI 12/11	L												Inactive		
NYG 12/21	L	1/0	1	1	0	0.0	0.0	0	0	0	0	0	0	0	0
@SEA 12/28	L	1/1	4	3	1	1.0	6.0	0	0	0	0	0	0	0	0
TOTAL	5-10	10/1	48	33	15	1.0	6.0	0	0	0	0	3	0	0	0



# 17 | CASE KEENUM

Position:	Quarterback
Ht./Wt.	6-1/205
Birth Date:	2/17/88
College:	Houston
Hometown:	Abilene Texas
Experience:	4th year (2nd Rams)
Acquired:	T(HOU)-'15
Career GP/GS (Playoffs):	10/10 (0/0)



**TRANSACTIONS:** Traded to St. Louis (3/11/15) for a seventh round draft pick in 2015...acquired by Houston from the Rams practice squad (12/15/14)...added to the Rams practice squad (10/29/14), after being released (10/28/14)...acquired via waivers (9/1/14) by St. Louis, released by the Houston Texas (8/31/14)...re-signed by Texans (1/14/13).. signed to the Texans practice squad (9/1/12), after being released (8/31/12)...originally signed with Houston (5/14/12).

**PRO:** Has played in 10 games, starting each one...completed 137 of 253 passes for a total of 1,760 yards and nine touchdown passes along with six interceptions during the 2013 season...threw 105 consecutive passes without an interception, the third-highest streak of consecutive passes without an interception in Texans franchise history...spent entire 2012 season on the Houston practice squad.

**2015 SEASON: Week 8 vs. San Francisco (11/01):** Did not play...**Week 7 vs. Cleveland (10/25):** Did not play...**Week 5 at Green Bay (10/11):** Did not play...**Week 4 at Arizona (10/04):** Did not play...**Week 3 vs. Pittsburgh (09/27):** Did not play...**Week 2 at Washington (09/20):** Did not play...**Week 1 vs. Seattle (09/13):** Did not play.

**2014 SEASON:** Declared inactive for six contests with the Rams, and did not play in one (at Tampa Bay, 9/14)...acquired by the Houston Texans from the Rams practice squad (12/15)...**vs. Baltimore (12/21):** Started at quarterback...completed 20-of-42 passes for 185...**vs. Jacksonville (12/28):** Started at quarterback...completed 25-of-35 passes for 250 yards and two touchdowns.

**2013 SEASON:** Played in eight games with eight starts...completed 137 passes for 1,760 yards and nine touchdowns along with six interceptions...inactive first six games of the season...**at Kansas City (10/20):** Made his first career start...completed 15 passes for 271 yards and a touchdown and added 10 yards on three carries...his 271 yards were the most yards by a Texans QB in their first career start...his 10.84 yards-per-attempt average was the third highest in a single game in team history...**vs. Indianapolis (11/13):** Completed 20 passes for 350 yards and three touchdowns...**at Arizona (11/10):** Set a Texans' franchise record for passing attempts in a game without out an interception with 43...completed 22 passes for 201 yards and three touchdowns...**vs. New England (12/1):** Recorded his first career rushing touchdown on a 5-yard run.

**2012 SEASON:** Spent the entire season on the Houston practice squad.

**COLLEGE:** Finished his college career as the NCAA all-time leader in total passing yards (19,217) and passing touchdowns (155)...completed 69.4 percent of his passes in his college career at the University of Houston...was a two-time recipient of the Sammy Baugh Trophy (2009 and 2011) which is awarded annually to the nation's top passers...is one of only two players in NCAA history to record multiple 5,000-yard passing seasons....threw for a career-high 599 yards vs. Southern Miss in 2009.

**PERSONAL:** Attended Wylie High School in Abilene, Texas...passed for 6,783 yards and 48 touchdowns his senior season earning second-team All-State honors...posted a career win/loss record of 31-11 in 42 starts...also lettered in basketball and track.

# CASE KEENUM NFL STATISTICS

## REGULAR SEASON

Year	Team	G/S	Passing			Yds	Yds/Att	TD	Int	Lg	Sk-Yds	Rtg.
			Att.	Cmp	Pct.							
2013	Houston	8/8	253	137	54.2	1,760	7.0	9	6	66	19-201	78.2
2014	Houston	2/2	77	45	58.4	435	5.6	2	2	35	3-15	72.2
2015	RAMS	0/0	0	0	0.0	0	0.0	0	0	0	0-0	0.0
<b>Total</b>		<b>10/10</b>	<b>330</b>	<b>182</b>	<b>55.2</b>	<b>2,195</b>	<b>6.7</b>	<b>11</b>	<b>8</b>	<b>66</b>	<b>22-216</b>	<b>76.8</b>

### Rushing

Year	Team	G/S	Att.	Yds.	Avg.	Lg	TD
2013	Houston	8/8	14	72	5.1	22	1
2014	Houston	2/2	10	35	3.5	13	0
<b>Total</b>		<b>10/10</b>	<b>24</b>	<b>107</b>	<b>4.5</b>	<b>22</b>	<b>1</b>

**ADDITIONAL CAREER STATISTICS:** Fumbles/Lost 6/2 (2013), 1/1 (2014). **Total:** 7/3.

### SINGLE GAME HIGHS

Attempts – 43, at Arizona (11/10/13)  
 Completions – 25, vs. Jacksonville (12/28/14)  
 Yards – 350, vs. Indianapolis (11/3/13)  
 Percentage – 71.4, vs. Jacksonville (12/28/14)  
 Long - 66, vs. New England (12/1/13)  
 Touchdowns – 3, twice, last at Arizona (11/10/13)

Rush – 6, vs. Jacksonville (12/28/14)  
 Yards – 26, vs. Indianapolis (11/3/13)  
 Long – 22, vs. Indianapolis (11/3/13)  
 Touchdowns – 1, vs. New England (12/1/13)

# CASE KEENUM GAME-BY-GAME STATISTICS

## 2015 ST. LOUIS RAMS

Game	W/L	P/S	Att	Cmp	Pct	Yds	Yds/Att	TD	Int	Lg	Sk-Yds	Rtg
SEA 9/13	W					Did not play						
@WSH 9/20	L					Did not play						
PIT 9/27	L					Did not play						
@ARI 10/4	W					Did not play						
@GB 10/11	L					Did not play						
CLE 10/25	W					Did not play						
SF 11/1	W					Did not play						
@MIN 11/8	0/0	0/0	0	0	0.0	0	0.0	0	0	0	0-0	0.0
CHI 11/15	0/0	0/0	0	0	0.0	0	0.0	0	0	0	0-0	0.0
@BAL 11/22	0/0	0/0	0	0	0.0	0	0.0	0	0	0	0-0	0.0
@CIN 11/29	0/0	0/0	0	0	0.0	0	0.0	0	0	0	0-0	0.0
ARI 12/6	0/0	0/0	0	0	0.0	0	0.0	0	0	0	0-0	0.0
DET 12/13	0/0	0/0	0	0	0.0	0	0.0	0	0	0	0-0	0.0
TB 12/17	0/0	0/0	0	0	0.0	0	0.0	0	0	0	0-0	0.0
@SEA 12/27	0/0	0/0	0	0	0.0	0	0.0	0	0	0	0-0	0.0
@SF 1/3	0/0	0/0	0	0	0.0	0	0.0	0	0	0	0-0	0.0
<b>TOTALS</b>	<b>4-3</b>	<b>0/0</b>	<b>0</b>	<b>0</b>	<b>0.0</b>	<b>0</b>	<b>0.0</b>	<b>0</b>	<b>0</b>	<b>0</b>	<b>0-0</b>	<b>0.0</b>

## 2014 ST. LOUIS RAMS

Game	W/L	P/S	Att	Cmp	Pct	Yds	Yds/Att	TD	Int	Lg	Sk-Yds	Rtg
MIN 9/7	L					Inactive						
@TB 9/14	W					Did not play						
DAL 9/21	L					Inactive						
PHL 10/5	L					Inactive						
SF 10/13	L					Inactive						
SEA 10/19	W					Inactive						
@KC 10/26	L					Inactive						
<b>TOTALS</b>	<b>2-5</b>	<b>0/0</b>	<b>0</b>	<b>0</b>	<b>0.0</b>	<b>0</b>	<b>0.0</b>	<b>0</b>	<b>0</b>	<b>0</b>	<b>0-0</b>	<b>0.0</b>

## 2014 HOUSTON TEXANS

Game	W/L	P/S	Att	Cmp	Pct	Yds	Yds/Att	TD	Int	Lg	Sk-Yds	Rtg
Bal 12/21	W	1/1	42	20	47.6	185	4.4	0	1	35	0-0	50.2
JAC 12/28	W	1/1	35	25	71.4	250	7.14	2	1	34	3-15	98.5
<b>TOTALS</b>	<b>2-0</b>	<b>2/2</b>	<b>77</b>	<b>45</b>	<b>58.4</b>	<b>435</b>	<b>5.7</b>	<b>2</b>	<b>2</b>	<b>35</b>	<b>3-15</b>	<b>72.2</b>

## 2013 HOUSTON TEXANS

Game	W/L	P/S	Att	Cmp	Pct	Yds	Yds/Att	TD	Int	Lg	Sk-Yds	Rtg
@SD 9/9	W					Inactive						
TEN 9/15	W					Inactive						
@BAL 9/22	L					Inactive						
SEA 9/29	L					Inactive						
@SF 10/6	L					Inactive						
STL 10/13	L					Inactive						
@KC 10/20	L	1/1	25	15	60.0	271	10.8	1	0	42	5-50	110.6
IND 11/3	L	1/1	34	20	58.8	350	10.3	3	0	62	1-10	123.4
@ARI 11/10	L	1/1	43	22	51.2	201	4.7	3	0	22	3-42	87.5
OAK 11/17	L	1/1	24	13	54.2	170	7.1	1	1	42	2-21	73.3
JAC 11/24	L	1/1	34	18	52.9	169	5.0	0	1	37	2-28	54.7
NE 12/1	L	1/1	30	15	60.0	272	9.1	0	1	66	1-8	67.6
@JAC 12/5	L	1/1	29	16	55.2	159	5.5	1	1	27	1-6	68.0
@IND 12/15	L	1/1	34	18	52.9	168	4.9	0	2	39	4-36	42.3
DEN 12/22	L					Inactive						
@TEN 12/29	L					Inactive						
<b>TOTAL</b>	<b>2-14</b>	<b>18/8</b>	<b>253</b>	<b>137</b>	<b>54.2</b>	<b>1,760</b>	<b>7.0</b>	<b>9</b>	<b>6</b>	<b>66</b>	<b>19-201</b>	<b>78.2</b>



# 88 | LANCE KENDRICKS

Position:	Tight End
Ht./Wt.	6-3/250
Birth Date:	1/30/88
College:	Wisconsin
Hometown:	Milwaukee, Wisc.
Experience:	5th year (5th Rams)
Acquired:	D2-2011 (47th)
Career GP/GS (Playoffs):	68/55 (0/0)



**TRANSACTIONS:** Signed contract extension with St. Louis (3/11/15)...drafted in the second round (47th overall) in the 2011 NFL Draft by the St. Louis Rams.

**PRO:** Fifth-year pro has played in 68 games with 55 starts...recorded 138 career catches for 1,480 yards and 14 touchdowns in first five seasons...tallied five touchdowns in 2014, a single season career-high...set new career highs in catches (42) and receiving yards (519) in 2012.

**2015 SEASON: Week 8 vs. San Francisco (11/01):** Saw action on offense...recorded two receptions for seven yards...**Week 7 vs. Cleveland (10/25):** Declared inactive...**Week 5 at Green Bay (10/11):** Started at tight end...notched two receptions for 16 yards...**Week 4 at Arizona (10/4):** Saw action on offense...**Week 3 vs. Pittsburgh (9/27):** Started at tight end...recorded two catches for 12 yards, averaging 6.0-yards per catch...**Week 2 at Washington (9/20):** Started at tight end...caught one pass for 15 yards...**Week 1 vs. Seattle (9/13):** Started at tight end...caught two passes for 42 yards and a touchdown...the touchdown came on a 37-yard touchdown reception from QB Nick Foles with 0:53 seconds left in regulation play to tie the game and send it into overtime, which then resulted in a Rams, 34-31, victory.

**2014 SEASON:** Played in 16 games, started 14...hauled in a single-season high five touchdowns...caught 27 passes for 259 yards...**vs. Dallas (9/21):** Started at tight end...registered six receptions, a new personal single-game high, for 29 yards and his first touchdown of the season...**at Philadelphia (10/5):** Started at tight end...hauled in a 22-yard reception from QB Austin Davis...marked his longest reception since he tallied an 80 yard touchdown pass at Tampa Bay (12/23/12)...**vs. San Francisco (10/13):** Started at tight end...hauled in a 22-yard touchdown pass from Davis...marked his second score of the season, 10th career...**vs. Seattle (10/19):** Started at tight end...connected with Davis for a 4-yard touchdown reception, his third touchdown of the season...**at Kansas City (10/26):** Started at tight end...notched his fourth touchdown of the season...posted a touchdown in three consecutive games...**vs. New York Giants (12/21):** Started at tight end...connected with QB Shaun Hill in the endzone on a 23-yard pass...marked his fifth touchdown of the season.

**2013 SEASON:** Played in 15 games with 13 starts...hauled in 32 receptions for 258 yards and four touchdowns...Ed Block Courage Award recipient...**at Dallas (9/22):** Started at tight end...hauled in a career-high five receptions for 36 yards...**vs. San Francisco (9/26):** Started at tight end...caught his first touchdown pass of the season (fifth of his career) on a 6-yard pass from QB Sam Bradford...**vs. Jacksonville (10/6):** Started at tight end...caught his second touchdown pass of the season (sixth career) on a 16-yard pass from QB Sam Bradford...finished with four receptions for 37 yards...**at Houston (10/13):** Started at tight end...caught his third touchdown pass of the season (seventh career) on a 2-yard pass from QB Sam Bradford...**vs. New Orleans (12/15):** Started at tight end...caught a 4-yard touchdown pass for his fourth touchdown of the season and eighth of his career...tied a career high for touchdowns in a single season...**at Seattle (12/29):** Started at tight end...led the team with 54 yards receiving on five catches, including one for a season-long of 21 yards.

**2012 SEASON:** Tied for third among Rams with 42 receptions...set new career highs in catches (42) and receiving yards (519)...hauled in four touchdown passes...**vs. Arizona (10/4):** Caught a seven-yard touchdown pass, the first touchdown of his career...**at Miami (10/14):** Recorded season highs in catches (four) and receiving yards (40)...**vs. New England (10/28):** Tied for the team lead in receptions with four for 32 yards...**at San Francisco (11/11):** Caught three passes for a season-high 48 yards...**at Arizona (11/25):** Caught a 37-yard touchdown pass, the second-longest reception of his career...**vs. Minnesota (12/16):** Caught three passes for 35 yards and his third touchdown of the season...**at Tampa Bay (12/23):** Caught four passes for 119 yards and a touchdown...marked his first career 100-yard receiving game...recorded a career-long 80-yard reception for a touchdown...it was the longest reception in franchise history for a tight end.

**2011 SEASON:** Played in 15 games, registered 10 starts...caught 28 passes for 352 yards...**vs. Philadelphia (9/11):** Earned first career start in his NFL debut against the Eagles...caught one pass for 18 yards...**vs. Washington (10/2):** Started at tight end...tallied four catches for 33 yards...**at Green Bay (10/16):** Set a new career long with a 45-yard reception in the first quarter...totaled 71 yards, also a new career-high, on four receptions.

**COLLEGE:** Started 17 of 30 games at Wisconsin, catching 62 passes for 914 yards (14.7 yards per catch) and six touchdowns...added 98 yards on eight carries (12.3 yards per carry)...moved into 25th on the school's career-record list with 914 receiving yards, topping Paul Hubbard (909 yards, 2004-07)...registered 53 first down receptions...43 catches gained at least 10 yards, including 17 for 20 yards or longer...made 18 receptions inside the red zone,...became the first Badger to receive Mackey Award National Tight End Player of the Week honors in consecutive games (vs. Arizona State and Austin Peay in 2010)... became the first Wisconsin tight end to record consecutive 100-yard receiving performances (131 vs. Arizona State and 103 vs. Austin Peay).



Peay in 2010) since Travis Beckum first accomplished that feat in 2007 vs. Michigan State (132) and Illinois (161)...gained at least 100 yards receiving in a game three times during his career...became just the third player in school history to total over 100 yards receiving in a bowl game, as he generated 128 yards vs. Miami in the 2009 Champs Sports Bowl...seven catches in the 2009 Champs Sports Bowl rank second to Pat Richter's eleven receptions in the 1963 Rose Bowl in the UW post-season record book...131 receiving yards vs. Arizona State in 2010 rank as the eighth-best game performance by a Wisconsin tight end (fourth-best in a regular season contest) and were the most by a player at his position since Beckum gained 160 yards vs. Illinois (10/06/2007).

**PERSONAL:** Attended Rufus King (Milwaukee, Wis.) High School...rated the second best overall prospect in the state by Rivals.com during his senior year...received a four-star prospect rating from that recruiting service, which also placed him 30th among the nation's receivers...rated as the nation's 12th best receiver by Scout.com, as the Prep Star All-American "Dream Team" selection was named to the ESPN Top 150 squad...added Super Prep All-American honors, as that service rated him the 12th-best overall prospect in the Midwest and the 14th-best receiver in the nation...placed 19th on the Detroit Free Press All-Midwest team, adding All-State honors as a senior and All-City accolades in each of his final two seasons...as junior and senior, chosen the Generals' Most Valuable Player and served as the squad's captain during his final campaign...also garnered All-Milwaukee City League recognition...recorded 102 receptions for 1,905 yards during his four-year football career...made 35 catches for 735 yards and 12 touchdowns while picking up 157 yards on 22 carries to lead his team to a 6-4 record and second place finish in the Milwaukee City League as a junior in 2004...had six interceptions as a defensive back during his junior campaign...generals matched that record again in 2005, as their team captain produced 42 receptions for 640 yards and 10 touchdowns in 2005...lettered four times in track, capturing the AUU championship in the triple jump in each of his four seasons...finished second in that event at the 2005 state championships after placing third the previous year...also competed for the school's basketball team one season and graduated with a 3.1 grade point average...economics major...son of Linda and Leon Kendricks...participated in numerous community events, including Coach Fisher's Celebrity Softball Game and the All-Community Team Ticket program - The Elite Eights.

## LANCE KENDRICKS NFL STATISTICS

### REGULAR SEASON

Year	Team	G/S	Receiving					Rushing				
			No	Yds	Avg	Lg	TD	Att	Yds	Avg	Lg	TD
2011	RAMS	15/10	28	352	12.6	45	0	1	-8	-8	-8	0
2012	RAMS	16/14	42	519	12.4	80t	4	0	0	0	0	0
2013	RAMS	15/13	32	258	8.1	21	4	0	0	0	0	0
2014	RAMS	16/14	27	259	9.6	23t	5	0	0	0.0	0	0
2015	RAMS	6/4	9	92	10.2	37t	1	0	0	0.0	0	0
<b>Total</b>		<b>68/55</b>	<b>138</b>	<b>1,480</b>	<b>10.8</b>	<b>80t</b>	<b>14</b>	<b>1</b>	<b>-8</b>	<b>-8</b>	<b>-8</b>	<b>0</b>

**ADDITIONAL CAREER STATISTICS:** Caught one pass for 19 yards from P Johnny Hekker at San Francisco (11/11/12)...caught a pass from Sam Bradford for a two-point conversion vs. San Francisco (12/2/12).

#### SINGLE GAME HIGHS:

Receptions- 6, vs. Dallas (9/21/14)  
 Reception Yards- 119, at Tampa Bay (12/23/12)  
 Touchdowns- 1, many times, last vs. San Francisco (10/13/14)  
 Longest Reception- 80t, at Tampa Bay (12/23/12)

## LANCE KENDRICKS GAME-BY-GAME STATISTICS

### 2015 ST. LOUIS RAMS

Game	W/L	P/S	Receiving					Rushing				
			No	Yds	Avg	Lg	TD	Att	Yds	Avg	Lg	TD
SEA 9/13	W	1/1	2	42	21.0	37t	1	0	0	0.0	0	0
@WSH 9/20	L	1/1	1	15	15.0	15	0	0	0	0.0	0	0
PIT 9/27	L	1/1	2	12	6.0	7	0	0	0	0.0	0	0
@ARI 10/4	W	1/0	0	0	0.0	0	0	0	0	0.0	0	0
@GB 10/11	L	1/1	2	16	8.0	12	0	0	0	0.0	0	0
CLE 10/25	W					Inactive						
SF 11/1	W	1/0	2	7	3.5	4	0	0	0	0.0	0	0
@MIN 11/8	0/0	0/0	0	0	0.0	0	0	0	0	0.0	0	0
CHI 11/15	0/0	0/0	0	0	0.0	0	0	0	0	0.0	0	0
@BAL 11/22	0/0	0/0	0	0	0.0	0	0	0	0	0.0	0	0
@CIN 11/29	0/0	0/0	0	0	0.0	0	0	0	0	0.0	0	0
ARI 12/6	0/0	0/0	0	0	0.0	0	0	0	0	0.0	0	0
DET 12/13	0/0	0/0	0	0	0.0	0	0	0	0	0.0	0	0
TB 12/17	0/0	0/0	0	0	0.0	0	0	0	0	0.0	0	0
@SEA 12/27	0/0	0/0	0	0	0.0	0	0	0	0	0.0	0	0
@SF 1/3	0/0	0/0	0	0	0.0	0	0	0	0	0.0	0	0
<b>TOTAL</b>	<b>4-3</b>	<b>6/4</b>	<b>9</b>	<b>92</b>	<b>10.2</b>	<b>37t</b>	<b>1</b>	<b>0</b>	<b>0</b>	<b>0.0</b>	<b>0</b>	<b>0</b>

### 2014 ST. LOUIS RAMS

Game	W/L	P/S	Receiving					Rushing				
			No	Yds	Avg	Lg	TD	Att	Yds	Avg	Lg	TD
MIN 9/7	L	1/1	2	12	6.0	9	0	0	0	0.0	0	0
@TB 9/14	W	1/1	3	25	8.3	13	0	0	0	0.0	0	0
DAL 9/21	L	1/1	6	29	4.8	10	1	0	0	0.0	0	0
PHI 10/5	L	1/1	1	22	22.0	22	0	0	0	0.0	0	0
SF 10/13	L	1/1	1	22	22.0	22t	1	0	0	0.0	0	0
SEA 10/19	W	1/1	2	17	8.5	13	1	0	0	0.0	0	0
@KC 10/26	L	1/1	1	1	1.0	1	1t	0	0	0.0	0	0
@SF 11/2	W	1/1	1	7	7.0	7	0	0	0	0.0	0	0
@ARI 11/9	L	1/0	2	30	15.0	18	0	0	0	0.0	0	0
DEN 11/16	W	1/1	2	5	2.5	8	0	0	0	0.0	0	0
@SD 11/23	L	1/1	1	16	16.0	16	0	0	0	0.0	0	0
OAK 11/30	W	1/1	0	0	0.0	0	0	0	0	0.0	0	0
@WAS 12/7	W	1/1	1	11	11.0	11	0	0	0	0.0	0	0
ARI 12/11	L	1/1	1	10	10.0	10	0	0	0	0.0	0	0
NYG 12/21	L	1/1	2	35	17.5	23t	1	0	0	0.0	0	0
@SEA 12/28	L	1/0	1	17	17.0	0	0	0	0	0.0	0	0
<b>TOTAL</b>	<b>6-10</b>	<b>16/14</b>	<b>27</b>	<b>259</b>	<b>9.6</b>	<b>23t</b>	<b>5</b>	<b>0</b>	<b>0</b>	<b>0.0</b>	<b>0</b>	<b>0</b>



# LANCE KENDRICKS GAME-BY-GAME STATISTICS CONTINUED

## 2013 ST. LOUIS RAMS


Game	W/L	P/S	Receiving			Rushing						
			No	Yds	Avg	Lg	TD	Att	Yds	Avg	Lg	TD
ARI 9/8	W	1/1	3	25	8.3	10	0	0	0	0.0	0	0
@ATL 9/15	L	1/0	2	23	11.5	17	0	0	0	0.0	0	0
@DAL 9/22	L	1/1	5	36	7.2	18	0	0	0	0.0	0	0
SF 9/26	L	1/1	1	6	6.0	6t	1	0	0	0.0	0	0
JAC 10/6	W	1/1	4	37	9.3	16t	1	0	0	0.0	0	0
@HOU 10/13	W	1/1	1	2	2.0	2t	1	0	0	0.0	0	0
@CAR 10/20	L	1/1	2	7	3.5	4	0	0	0	0.0	0	0
SEA 10/28	L	1/1	2	23	11.5	18	0	0	0	0.0	0	0
TEN 11/3	L	1/0	3	13	4.3	13	0	0	0	0.0	0	0
@IND 11/10	W					Inactive						
CHI 11/24	W	1/1	0	0	0.0	0	0	0	0	0.0	0	0
@SF 12/1	L	1/1	0	0	0.0	0	0	0	0	0.0	0	0
@ARI 12/8	L	1/1	1	15	15.0	15	0	0	0	0.0	0	0
NO 12/15	W	1/1	2	13	6.5	9	1	0	0	0.0	0	0
TB 12/22	W	1/1	1	4	4.0	4	0	0	0	0.0	0	0
@SEA 12/29	L	1/1	5	54	10.8	21	0	0	0	0.0	0	0
TOTAL	7-9	15/13	32	258	8.1	21	4	0	0	0.0	0	0

## 2012 ST. LOUIS RAMS

Game	W/L	P/S	Receiving			Rushing						
			No	Yds	Avg	Lg	TD	Att	Yds	Avg	Lg	TD
@DET 9/9	L	1/1	2	16	8.0	8	0	0	0	0.0	0	0
WAS 9/16	W	1/0	2	25	12.5	14	0	0	0	0.0	0	0
@CHI 9/23	L	1/0	3	18	6.0	8	0	0	0	0.0	0	0
SEA 9/30	W	1/1	2	22	11.0	26	0	0	0	0.0	0	0
ARI 10/4	W	1/1	1	7	7.0	7	1	0	0	0.0	0	0
@MIA 10/14	L	1/1	4	40	10.0	23	0	0	0	0.0	0	0
GB 10/21	L	1/1	2	5	2.5	5	0	0	0	0.0	0	0
NE 10/28	L	1/1	4	32	8.0	11	0	0	0	0.0	0	0
@SF 11/11	T	1/1	3	48	16.0	19	0	0	0	0.0	0	0
NYJ 11/18	L	1/1	2	14	7.0	7	0	0	0	0.0	0	0
@ARI 11/25	W	1/1	1	37	37.0	37t	1	0	0	0.0	0	0
SF 12/2	W	1/1	3	32	10.7	20	0	0	0	0.0	0	0
@BUF 12/9	W	1/1	3	36	12.0	22	0	0	0	0.0	0	0
MIN 12/16	L	1/1	3	35	11.7	16	1	0	0	0.0	0	0
@TB 12/23	W	1/1	4	119	29.8	80t	1	0	0	0.0	0	0
@SEA 12/30	L	1/1	3	33	11.0	15	0	0	0	0.0	0	0
TOTAL	7-8-1	16/14	42	519	12.4	80t	4	0	0	0.0	0	0

## 2011 ST. LOUIS RAMS

Game	W-L	P/S	Receiving			Rushing						
			No	Yds	Avg	Lg	TD	Att	Yds	Avg	Lg	TD
PHI 9/11	L	1/1	1	18	18.0	18	0	0	0	0.0	0	0
@NYG 9/19	L	1/1	1	26	26.0	26	0	0	0	0.0	0	0
BAL 9/25	L	1/1	2	25	12.5	13	0	1	-8	-8.0	-8	0
WAS 10/2	L	1/1	4	33	8.3	11	0	0	0	0.0	0	0
@GB 10/16	L	1/0	4	71	17.8	45	0	0	0	0.0	0	0
@DAL 10/23	L	1/0	0	0	0.0	0	0	0	0	0.0	0	0
NO 10/30	W	1/0	1	2	2.0	2	0	0	0	0.0	0	0
@ARI 11/6	L	1/1	1	7	7.0	7	0	0	0	0.0	0	0
@CLE 11/13	W					Inactive						
SEA 11/20	L	1/0	2	21	10.5	13	0	0	0	0.0	0	0
ARI 11/27	L	1/1	3	37	12.3	24	0	0	0	0.0	0	0
@SF 12/4	L	1/1	0	0	0.0	0	0	0	0	0.0	0	0
@SEA 12/12	L	1/1	1	26	26.0	26	0	0	0	0.0	0	0
CIN 12/18	L	1/1	3	19	6.3	9	0	0	0	0.0	0	0
@PIT 12/24	L	1/1	2	13	6.5	7	0	0	0	0.0	0	0
SF 1/1/11	L	1/1	3	54	18.0	22	0	0	0	0.0	0	0
TOTALS	2-14	15/10	28	352	12.6	45	0	1	-8	-8.0	-8	0



# 55 | JAMES LAURINAITIS

Position:	Linebacker
Ht./Wt.	6-2/248
Birth Date:	12/3/86
College:	Ohio State
Hometown:	Plymouth, Minn.
Experience:	7th year (7th Rams)
Acquired:	D2-2009 (35th)

Career GP/GS (Playoffs): 103/103 (0/0)



**TRANSACTIONS:** Signed contract extension with St. Louis (9/8/12)...selected by St. Louis in the second round (35th overall) of the 2009 NFL Draft (4/25/09).

**PRO:** Seventh-year linebacker has started every game of his professional career...became the franchise's all-time leading tackler, in place of Merlin Olsen...led his team in tackles in his first four seasons, finished second in 2013 and 2014...registered 100-plus tackle seasons each year...has been solid in defending the pass, logging 15.5 sacks, nine interceptions, and 36 passes defended in his career.

**2015 SEASON: Week 8 vs. San Francisco (11/01):** Started at middle linebacker...tackled 49ers RB Mike Davis in the end zone for a safety in the first quarter...recorded five tackles (four solo)...**Week 7 vs. Cleveland (10/25):** Started at middle linebacker...recorded eight tackles (six solo)...**Week 5 at Green Bay (10/11):** Started at middle linebacker...tallied nine tackles (five solo)...picked off a defelcted pass from Packers QB Aaron Rodgers in the first quarter of the game to end Rodgers' perfect streak of 586 pass completions without an interception at Lambeau...**Week 4 at Arizona (10/4):** Started his 100th consecutive game at middle linebacker...recorded five tackles (three solo)...added one forced fumble, 1.0 sack for four yards and three quarterback hurries...**Week 3 vs. Pittsburgh (9/27):** Started at middle linebacker...posted seven tackles (four solo)...with those tackles, he

now holds the Rams' all-time career tackle record with 921 tackles...**Week 2 at Washington (9/20):** Started at middle linebacker...notched six tackles (three solo)...he is now one tackle short of tying the Rams' all-time career tackle record of 915 set by Hall of Famer Merlin Olsen in 1976...**Week 1 vs. Seattle (9/13):** Started at middle linebacker...recorded seven tackles (six solo).

### ST. LOUIS RAMS ALL-TIME TACKLE LEADERS

James Laurinaitis (2009-present)	948
Merlin Olsen (1962-76)	915
Jack Reynolds (1970-80)	897
David (Deacon) Jones (1961-71)	896



**2014 SEASON:** Finished second on the team in tackles with 168, his second-highest career mark...started all 16 games at middle linebacker...**at Tampa Bay (9/14):** Split the team lead in tackles with S T.J. McDonald, each with nine tackles a piece...added two pressures and one hit on the quarterback...**vs. Dallas (9/21):** Led the team in tackles with 14 (eight solo)...**vs. San Francisco (10/13):** Started at linebacker...recovered a fumble and returned it 17 yards...registered 12 tackles (six solo)...**at Kansas City (10/26):** Split the team lead in tackles with LB Alec Ogletree each with 11 (six solo)...added a quarterback pressure...**at San Francisco (11/2):** Recovered a 49ers QB Colin Kaepernick fumble at the goal line to seal the win...marked his second fumble recovery of the season and seventh career...also tallied a sack on Kaepernick...added 10 tackles (five solo)...**vs. Denver (11/16):** Sacked QB Peyton Manning for a loss of eight yards...marked Manning's 10th sack of the season...made 11 tackles (nine solo)...**at San Diego (11/23):** Led the team in tackles with a season-high 15 (seven solo)...**at Washington (12/7):** Sacked Redskins' QB Colt McCoy for a loss of six yards...also split a sack on McCoy with DE Robert Quinn...registered six tackles (three solo) and one pass defended...**vs. New York Giants (12/21):** Notched 11 tackles (eight solo)...**vs. Arizona (12/11):** Garnered 12 tackles (four solo)...**at Seattle (12/28):** Garnered 11 tackles (six solo) and one quarterback hit.

**2013 SEASON:** Voted defensive team captain by his teammates...finished the season with 144 tackles (104 solo), a career-high 3.5 sacks, two interceptions, eight passes defended and two fumble recoveries...Carl Ekern Spirit of the Game Award recipient, Rams' team award voted on by his teammates...**at Dallas (9/22):** Tied for a team-high 10 tackles (six solo)...**vs. San Francisco (9/26):** Led the team with a season-high 13 tackles (11 solo)...added one tackle for loss and two passes defended...**vs. Jacksonville (10/6):** Led with a team-high 10 tackles (seven solo), including one tackle for loss...picked off Jaguars QB Blaine Gabbert in the end zone on a fourth-and-goal from St. Louis' own 2-yard line...marks his first interception of the season and the eighth of his career...**at Houston (10/13):** Recorded eight tackles (five solo)...recovered a fumble and returned it 43 yards to set up a K Greg Zuerlein field goal...**at Carolina (10/20):** Tallied a team-high 12 tackles (nine solo), including one tackle for loss...dropped QB Cam Newton for a 13-yard loss and his first sack of the season (10th career)...also finished with one quarterback pressure and one hit on the quarterback...**vs. Tennessee (11/3):** Sacked QB Jake Locker for his second sack of the season and 11th career...recorded a team-high nine tackles (eight solo), including one for loss...**at Indianapolis (11/10):** Picked off Colts QB Andrew Luck for his second interception of the season and ninth career...led the team with nine tackles (five solo)...added one pass defended...**vs. Chicago (11/24):** Recorded 10 tackles (eight solo)...added one pass defended and recovered one fumble that helped set up the second touchdown of the game...also recorded one quarterback hit...**at San Francisco (12/1):** Recorded a season-high 16 tackles (10 solo), including one for loss...eclipsed 100 tackles in a single-season for the fifth consecutive year...**vs. Tampa Bay (12/22):** Started at middle linebacker...recorded seven tackles (four solo)...posted 1.5 sacks for the first multi-sack game of his career...**at Seattle (12/29):** Started at middle linebacker...recorded 10 tackles (six solo).

**2012 SEASON:** Led Rams with 174 tackles, which established a new career high...also had two interceptions, eight passes defended and one fumble recovery...reached 100 tackles in each of first four NFL seasons...**at Detroit (9/9):** Led the team in tackles with 15 (seven solo)...**vs. Washington (9/16):** Started the 50th game of his career...led the team in tackles with 14 (10

solo)...**at Chicago (9/23)**: Led the team in tackles with 14 (nine solo)...**vs. Seattle (9/30)**: Led the team in tackles with 13 (seven solo)...**vs. Arizona (10/4)**: Amassed 11 tackles (nine solo)...recorded his first sack of the season...**vs. Green Bay (10/21)**: Led the team in tackles with 14...tied a career high with 13 solo tackles...**vs. New York Jets (11/18)**: Led the team in tackles with 15 (11 solo)...**at Arizona (11/25)**: Registered 16 tackles, establishing a new career-high with 14 solo...intercepted his first pass of the season and sixth of his career...added one pass defended...**at Buffalo (12/9)**: Recovered his first fumble of the season...added three solo tackles and one pass defended...**at Tampa Bay (12/23)**: Totaled 13 tackles (11 solo)...added his second interception of the season, seventh of his career...tied his career high with two passes defended...**Week 17 at Seattle (12/30)**: Recorded eight tackles (four solo)...finished the season with the team lead in tackles for the fourth consecutive season, recording 174 (132 solo).

**2011 SEASON**: Led the team in tackles for third consecutive season, bringing in 142 (101 solo)...marks third consecutive season with 100 or more tackles...played a team-high 1,052 snaps...**vs. Philadelphia (9/11)**: Tallied a fumble recovery to extend the Rams' streak of consecutive games with at least one takeaway to seven...collected six tackles (five solo) and two passes defended...**at New York Giants (9/19)**: Led the team in tackles with 11 (seven solo)...**vs. Washington (10/2)**: Notched his fourth career interception when he picked off Rex Grossman...posted five tackles (four solo)...added a pass defended...**vs. New Orleans (10/30)**: Tallied his first sack of the season, sixth career...led the team in tackles with 11 (seven solo)...added two passes defended...helped limit New Orleans to 283 total yards Sunday, the lowest total allowed by the Rams' defense this season...**at Cleveland (11/13)**: Posted 10 tackles (seven solo), splitting the team lead with Justin King...sacked Colt McCoy for an 8-yard loss in the fourth quarter, his second this season, seventh career...also recorded one pass defended...**vs. Seattle (11/20)**: Split the team lead and collected a season-high 12 tackles (10 solo)...**vs. Arizona (11/27)**: Delivered second interception of the season, fifth career when DT Gary Gibson hit QB John Skelton as he was throwing and forced an errant throw...also notched eight tackles (seven solo) and a pass defended...**at San Francisco (12/4)**: Sacked QB Alex Smith for an 8-yard loss, marks his second sack of the season, seventh (7) career...tallied 11 tackles (10 solo)...**at Seattle (12/12)**: Led the team in tackles with 12 (nine solo)...added one pass defended...**at Pittsburgh (12/24)**: Led the team with 13 tackles (nine solo)...**vs. San Francisco (1/1/12)**: Led the team in tackles with 11 (six solo).

**2010 SEASON**: Led the team in tackles for the second consecutive season after finishing with 129 (90 solo) while starting all 16 games...contributed a career-high 3.0 sacks and added an interception and seven passes defended...**at Oakland (9/19)**: Tied for the team lead in tackles with 10 (eight solo)...recorded his first sack of the season...**vs. Carolina (10/31)**: Intercepted QB Matt Moore's first pass attempt of the game...also sacked Moore later in the game, his second sack of the season...added 10 tackles (eight solo)...**vs. Atlanta (11/21)**: Led the team with a season-high 15 tackles (eight solo)...**vs. Kansas City (12/19)**: Led the team with 12 tackles (eight solo) and added one pass defended...**at Seattle (1/2/2011)**: Recorded 10 tackles (seven solo) and one fumble recovery.

**2009 SEASON**: Started 16 games at middle linebacker...finished the season leading the team in tackles with 144 (96 solo)...only the second rookie in team history to the lead the team in tackles...his 144 tackles are the most by a rookie in Rams' history...led or tied for the team lead in tackles in 7 of 16 contests and recorded double digit tackles in seven games...tallied five tackles for losses on the season, second most on the team...**at Seattle (9/13)**: Made NFL debut...recorded a team-leading 14 tackles (nine solo)...tackle total tied Quinton Culbertson's 14 tackles at Arizona (12/30/07) as the most tackles by a rookie since LB Pisa Tinoisamoa registered 18 tackles (11 solo) at Detroit (12/28/03)...added a forced fumble and fumble recovery...**vs. Minnesota (10/11)**: Made first career interception when he snagged a pass by Minnesota QB Brett Favre and returned the ball seven yards to the Minnesota 25-yard line to help set up a Rams' 29-yard field goal by K Josh Brown...finished the game with a team-leading 11 tackles (eight solo)...**at Jacksonville (10/18)**: Recorded an interception in his second consecutive game, returning it for 21 yards...tied for second on the team in tackles, recording 10 tackles (four solo)...added one quarterback pressure and one quarterback hit...**vs. Arizona (11/22)**: Led the team with a career-high 17 tackles (13 solo), the most by a Ram since Pisa Tinoisamoa tallied 18 (11 solo) at Detroit (12/28/03)...also recorded one quarterback pressure...**vs. Seattle (11/29)**: Recorded the first sack of his career when he took down Seattle QB Matt Hasselbeck for a seven-yard loss on the game's first play from scrimmage...registered nine tackles (seven solo)...added two quarterback pressures...**vs. San Francisco (1/3/2010)**: Registered his second sack of the season with an eight-yard takedown of 49ers QB Alex Smith in the first quarter...logged six tackles (four solo)...added a pass defended.

**COLLEGE**: Started the last 39 of 51 career games at Ohio State...375 career tackles ranks seventh in school history...only the 14th player in school history to record over 300 tackles in his career...led the team in tackles in three seasons (2006-08), becoming only the fourth player in school history to accomplish the feat...two-time team captain (2007-08) and is only the seventh Buckeye to be elected captain twice in a career...earned first-team All-America and All-Big 10 Conference honors as a senior, junior and sophomore...winner of Ronnie Lott Trophy, awarded to college football's defensive impact player of the year...recipient of Lowe's Senior CLASS Award...registered a career-high 130 tackles in senior campaign...ranked second in the Big Ten and 14th nationally with an average of 10.0 tackles per game...as a junior, received Big 10 Defensive Player of the Year...named Academic All-Big 10...recipient of the Butkus Award, given to the nation's top linebacker, joining Andy Katzenmoyer (1997) as the only Buckeyes ever to win the award...named Big 10 Defensive Player of the Week after recording career-high 19 total tackles including 1.0 sack against Wisconsin (11/3/2008)...earned First-team All-America selection by multiple outlets as a sophomore...received first-team All-Big 10 honors and was the recipient of the Nagurski Award, given to the nation's best defensive player...finalist for the Butkus and Bednarik Awards.

**PERSONAL**: Named Minnesota's "Defensive Mr. Football" as a senior at Plymouth Wayzata (Minn.) High...recorded 193 tackles during senior season, helping his team to the Minnesota Class 5A state championship game...earned All-State and All-Conference honors as a junior...excelled in hockey and was considered a possible second- or third-round pick in the NHL Draft after high school...father was a popular professional wrestler known as "the Animal" of the Legion of Doom...graduated with a degree in communications...participated in numerous community initiatives including serving as the honorary chair for the Make-A-Wish Celebrity Server dinner, Athletes for Animals, St. Patrick Center Sports Trivia, Love Your Melon at Mercy and the St. Patrick Center Irish Open...is also partnering with Aim High St. Louis, a tuition-free personal and academic enrichment program for motivated middle school students, most of whom come from challenging circumstances or environments.



# JAMES LAURINAITIS NFL STATISTICS

## REGULAR SEASON

Year	Team	G/S	Tackles			Asst	Sk	Interceptions			TD	PD	Fumbles		
			Total	Solo	Yds			Int	Yds	Lg			FF	FR	Yds
2009	RAMS	16/16	144	96	48	2	15.0	2	28	21	0	3	1	0	0
2010	RAMS	16/16	129	90	39	3	22.0	1	4	4	0	7	0	1	0
2011	RAMS	16/16	142	101	41	3	24.0	2	15	15	0	8	0	1	0
2012	RAMS	16/16	174	132	42	0.5	3.0	2	18	18	0	8	0	1	0
2013	RAMS	16/16	144	104	40	3.5	26.5	2	9	9	0	8	0	2	0
2014	RAMS	16/16	168	86	82	3.5	24.0	0	0	0	0	2	0	2	17
2015	RAMS	7/7	47	31	16	1.0	4.0	1	0	0	0	0	1	0	0
<b>Total</b>		<b>103/103</b>	<b>948</b>	<b>640</b>	<b>308</b>	<b>16.5</b>	<b>118.5</b>	<b>10</b>	<b>74</b>	<b>21</b>	<b>0</b>	<b>36</b>	<b>2</b>	<b>7</b>	<b>17</b>

**ADDITIONAL CAREER STATISTICS:** Recorded seven tackles against Pittsburgh to achieve the title of becoming the Rams' all-time tackler with 921 tackles (9/27/15)...picked off a deflected pass from Packers QB Aaron Rodgers to end Rodgers' perfect streak of 586 pass completions without an interception (10/11/15)...tackled 49ers RB Mike Davis in the end zone for a safety (11/01/15).

### SINGLE GAME HIGHS

Total Tackles – 17, vs. Arizona (11/22/09)  
 Solo Tackles – 14, at Arizona (11/25/12)  
 Sacks – 1.5, two times, last at Washington (12/7/14)  
 Interceptions – 1, many times, last at Green Bay (10/11/15)  
 Passes Defensed – 2, many times, last vs. San Francisco (9/26/13)

## JAMES LAURINAITIS GAME-BY-GAME STATISTICS CONTINUED

### 2015 ST. LOUIS RAMS

Game	W/L	P/S	T	S	A	Sk	Yds	Int	Yds	Lg	TD	PD	FF	FR	Yds
SEA 9/13	W	1/1	7	6	1	0	0.0	0	0	0	0	0	0	0	0
@WAS 9/20	L	1/1	6	3	3	0	0.0	0	0	0	0	0	0	0	0
PIT 9/27	L	1/1	7	4	3	0	0.0	0	0	0	0	0	0	0	0
@ARI 10/4	W	1/1	5	3	2	1	4.0	0	0	0	0	0	1	0	0
@GB 10/11	L	1/1	9	5	4	0	0.0	1	0	0	0	0	0	0	0
CLE 10/25	W	1/1	8	6	2	0	0.0	0	0	0	0	0	0	0	0
SF 11/1	W	1/1	5	4	1	0	0.0	0	0	0	0	0	0	0	0
@MIN 11/8	0/0	0/0	0	0	0	0	0.0	0	0	0	0	0	0	0	0
CHI 11/15	0/0	0/0	0	0	0	0	0.0	0	0	0	0	0	0	0	0
@BAL 11/22	0/0	0/0	0	0	0	0	0.0	0	0	0	0	0	0	0	0
@CIN 11/29	0/0	0/0	0	0	0	0	0.0	0	0	0	0	0	0	0	0
ARI 12/6	0/0	0/0	0	0	0	0	0.0	0	0	0	0	0	0	0	0
DET 12/13	0/0	0/0	0	0	0	0	0.0	0	0	0	0	0	0	0	0
TB 12/17	0/0	0/0	0	0	0	0	0.0	0	0	0	0	0	0	0	0
@SEA 12/27	0/0	0/0	0	0	0	0	0.0	0	0	0	0	0	0	0	0
@SF 1/3	0/0	0/0	0	0	0	0	0.0	0	0	0	0	0	0	0	0
<b>Total</b>	<b>4-3</b>	<b>7/7</b>	<b>47</b>	<b>31</b>	<b>16</b>	<b>1</b>	<b>4.0</b>	<b>1</b>	<b>0</b>	<b>0</b>	<b>0</b>	<b>1</b>	<b>0</b>	<b>0</b>	<b>0</b>

### 2014 ST. LOUIS RAMS

Game	W/L	P/S	T	S	A	Sk	Yds	Int	Yds	Lg	TD	PD	FF	FR	Yds
MIN 9/7	L	1/1	8	3	5	0	0.0	0	0	0	0	0	0	0	0
@TB 9/14	W	1/1	9	5	4	0	0.0	0	0	0	0	0	0	0	0
DAL 9/21	L	1/1	14	8	6	0	0.0	0	0	0	0	0	0	0	0
PHI 10/5	L	1/1	10	7	3	0	0.0	0	0	0	0	0	0	0	0
SF 10/13	L	1/1	12	6	6	0	0.0	0	0	0	0	0	0	0	1
SEA 10/19	W	1/1	10	2	8	0	0.0	0	0	0	0	0	0	0	0
@KC 10/26	L	1/1	11	6	5	0	0.0	0	0	0	0	0	0	0	0
@SF 11/2	W	1/1	10	5	5	1.0	6.0	0	0	0	0	0	0	0	1
@ARI 11/9	L	1/1	8	3	5	0	0.0	0	0	0	0	1	0	0	0
DEN 11/16	W	1/1	11	9	2	1.0	8.0	0	0	0	0	0	0	0	0
@SD 11/23	L	1/1	15	7	8	0	0.0	0	0	0	0	0	0	0	0
OAK 11/30	W	1/1	10	4	6	0	0.0	0	0	0	0	0	0	0	0
@WAS 12/7	W	1/1	6	3	3	1.5	10.0	0	0	0	0	1	0	0	0
ARI 12/11	L	1/1	12	4	8	0	0.0	0	0	0	0	0	0	0	0
NYG 12/21	L	1/1	11	8	3	0	0.0	0	0	0	0	0	0	0	0
@SEA 12/28	L	1/1	11	6	5	0	0.0	0	0	0	0	0	0	0	0
<b>TOTAL</b>	<b>6-10</b>	<b>16/16</b>	<b>168</b>	<b>86</b>	<b>82</b>	<b>3.5</b>	<b>24.0</b>	<b>0</b>	<b>0</b>	<b>0</b>	<b>0</b>	<b>2</b>	<b>0</b>	<b>2</b>	<b>17</b>

### 2013 ST. LOUIS RAMS

Game	W/L	P/S	T	S	A	Sk	Yds	Int	Yds	Lg	TD	PD	FF	FR	Yds
ARI 9/8	W	1/1	7	7	0	0.0	0	0	0	0	0	1	0	0	0
@ATL 9/15	L	1/1	5	5	0	0.0	0	0	0	0	0	1	0	0	0
@DAL 9/22	L	1/1	10	6	4	0.0	0	0	0	0	0	0	0	0	0
SF 9/26	L	1/1	13	11	2	0.0	0	0	0	0	2	0	0	0	0
JAC 10/6	W	1/1	10	7	3	0.0	0	1	0	0	0	0	0	0	0
@HOU 10/13	W	1/1	8	5	3	0.0	0	0	0	0	0	0	0	1	0
@CAR 10/20	L	1/1	12	9	3	1.0	13	0	0	0	0	0	0	0	0
SEA 10/28	L	1/1	5	2	3	0.0	0	0	0	0	0	0	0	0	0
TEN 11/3	L	1/1	9	8	1	1.0	5	0	0	0	0	0	0	0	0
@IND 11/10	W	1/1	9	5	4	0.0	0	1	9	0	0	1	0	0	0
CHI 11/24	W	1/1	10	8	2	0.0	0	0	0	0	0	1	0	1	0
@SF 12/1	L	1/1	16	10	6	0.0	0	0	0	0	0	0	0	0	0
@ARI 12/8	L	1/1	6	4	2	0.0	0	0	0	0	0	1	0	0	0
NO 12/15	W	1/1	7	7	0	0.0	0	0	0	0	0	1	0	0	0
TB 12/22	W	1/1	7	4	3	1.5	8.5	0	0	0	0	0	0	0	0
@SEA 12/29	L	1/1	10	6	4	0.0	0	0	0	0	0	0	0	0	0
<b>TOTAL</b>	<b>7-9</b>	<b>16/16</b>	<b>144</b>	<b>104</b>	<b>40</b>	<b>3.5</b>	<b>26.5</b>	<b>2</b>	<b>9</b>	<b>0</b>	<b>8</b>	<b>0</b>	<b>2</b>	<b>0</b>	<b>0</b>

### 2012 ST. LOUIS RAMS

Game	W/L	P/S	T	S	A	Sk	Yds	Int	Yds	Lg	TD	PD	FF	FR	Yds
@DET 9/9	L	1/1	15	7	8	0.0	0	0	0	0	0	0	0	0	0
WAS 9/16	W	1/1	14	10	4	0.0	0	0	0	0	0	0	0	0	0
@CHI 9/23	L	1/1	14	9	5	0.0	0	0	0	0	0	0	0	0	0
SEA 9/30	W	1/1	13	7	6	0.0	0	0	0	0	0	1	0	0	0
ARI 10/4	W	1/1	11	9	2	1.0	6	0	0	0	0	1	0	0	0
@MIA 10/14	L	1/1	6	6	0	0.0	0	0	0	0	0	0	0	0	0
GB 10/21	L	1/1	14	13	1	0.0	0	0	0	0	0	0	0	0	0
NE 10/28	L	1/1	7	4	3	0.0	0	0	0	0	0	1	0	0	0
@SF 11/11	T	1/1	8	8	0	0.0	0	0	0	0	0	1	0	0	0
NYJ 11/18	L	1/1	15	11	4	0.0	0	0	0	0	0	0	0	0	0
@ARI 11/25	W	1/1	16	14	2	0.0	0	1	18	18	0	1	0	0	0
SF 12/2	W	1/1	10	10	0	0.0	0	0	0	0	0	0	0	0	0
@BUF 12/9	W	1/1	3	3	0	0.0	0	0	0	0	0	1	0	1	0
MIN 12/16	L	1/1	7	6	1	0.0	0	0	0	0	0	0	0	0	0
@TB 12/23	W	1/1	13	11	2	0.0	0	1	0	0	0	2	0	0	0
@SEA 12/30	L	1/1	8	4	4	0.0	0	0	0	0	0	0	0	0	0
<b>TOTAL</b>	<b>7-8-1</b>	<b>16/16</b>	<b>174</b>	<b>132</b>	<b>42</b>	<b>1.0</b>	<b>6</b>	<b>2</b>	<b>18</b>	<b>18</b>	<b>0</b>	<b>8</b>	<b>0</b>	<b>1</b>	<b>0</b>

### 2011 ST. LOUIS RAMS

Game	W/L	P/S	T	S	A	Sk	Yds	Int	Yds	Lg	TD	PD	FF	FR	Yds
PHI 9/11	L	1/1	6	5	1	0.0	0.0	0	0	0	2	0	1	0	0
@NYG 9/19	L	1/1	11	7	4	0.0	0.0	0	0	0	0	0	0	0	0
BAL 9/25	L	1/1	6	5	1	0.0	0.0	0	0	0	0	0	0	0	0
WAS 10/2	L	1/1	5	4	1	0.0	0.0	1	15	15	0	1	0	0	0
@GB 10/16	L	1/1	7	5	2	0.0	0.0	0	0	0	0	0	0	0	0
@DAL 10/23	L	1/1	8	4	4	0.0	0.0	0	0	0	0	0	0	0	0
NO 10/30	W	1/1	11	7	4	1.0	8.0	0	0	0	2	0	0	0	0
@ARI 11/6	L	1/1	4	3	1	0.0	0.0	0	0	0	0	0	0	0	0
@CLE 11/13	W	1/1	10	7	3	1.0	8.0	0	0	0	1	0	0	0	0
SEA 11/20	L	1/1	12	10	2	0.0	0.0	0	0	0	0	0	0	0	0
ARI 11/27	L	1/1	8	7	1	0.0	0.0	1	0	0	0	1	0	0	0
@SF 12/4	L	1/1	11	10	1	1.0	8.0	0	0	0	0	0	0	0	0
@SEA 12/12	L	1/1	12	9	3	0.0	0.0	0	0	0	1	0	0	0	0
CIN 12/18	L	1/1	7	3	4	0.0	0.0	0	0	0					

# JAMES LAURINAITIS GAME-BY-GAME STATISTICS

2009 ST. LOUIS RAMS																
Game	W/L	P/S	T	S	A	Sk	Yds	Int	Yds	Lg	TD	PD	FF	FR	Yds	
@SEA 9/13	L	1/1	14	9	5	0.0	0.0	0	0	0	0	0	1	0	0	
@WAS 9/20	L	1/1	10	8	2	0.0	0.0	0	0	0	0	0	0	0	0	
GB 9/27	L	1/1	4	3	1	0.0	0.0	0	0	0	0	0	0	0	0	
@SF 10/4	L	1/1	10	7	3	0.0	0.0	0	0	0	0	1	0	0	0	
MIN 10/11	L	1/1	11	8	3	0.0	0.0	1	7	7	0	0	0	0	0	
@JAX 10/18	L	1/1	10	4	6	0.0	0.0	1	21	21	0	0	0	0	0	
IND 10/25	L	1/1	7	5	2	0.0	0.0	0	0	0	0	0	0	0	0	
@DET 11/1	W	1/1	8	4	4	0.0	0.0	0	0	0	0	0	0	0	0	
NO 11/15	L	1/1	5	4	1	0.0	0.0	0	0	0	0	0	0	0	0	
ARZ 11/22	L	1/1	17	13	4	0.0	0.0	0	0	0	0	0	0	0	0	
SEA 11/29	L	1/1	9	7	2	1.0	7.0	0	0	0	0	0	0	0	0	
@CHI 12/6	L	1/1	11	7	4	0.0	0.0	0	0	0	0	0	0	0	0	
@TEN 12/13	L	1/1	8	4	4	0.0	0.0	0	0	0	0	0	0	0	0	
HOU 12/20	L	1/1	7	5	2	0.0	0.0	0	0	0	0	1	0	0	0	
@ARZ 12/27	L	1/1	8	4	4	0.0	0.0	0	0	0	0	1	0	0	0	
SF 1/3	L	1/1	5	4	1	1.0	8.0	0	0	0	0	0	0	0	0	
<b>TOTALS</b>		1-15/16	144	96	48	2.0	15.0	2	28	21	0	3	1	0	0	





# 91 | CHRIS LONG

Position: Defensive End  
 Ht./Wt. 6-3/268  
 Birth Date: 3/28/85  
 College: Virginia  
 Hometown: Charlottesville, Va.  
 Experience: 8th year (8th Rams)  
 Acquired: D1-2008 (2nd)

Career GP/GS (Playoffs): 107/95 (0/0)



**TRANSACTIONS:** Selected by St. Louis in the first round (2nd overall) of the 2008 NFL Draft (4/26/08).

**PRO:** Eight-year veteran, has started 95 of 107 games played...notched over 280 career tackles...logged 51.5 career sacks, posted double-digit sacks in 2011 and 2012 seasons...scored his first career touchdown in 2013 off a recovered fumble...collected 15 quarterback hits for the team lead in 2009, after recording 16 quarterback pressures in his rookie campaign in 2008.

**2015 SEASON: Week 8 vs. San Francisco (11/01):** Declared inactive...**Week 7 vs. Cleveland (10/25):** Declared inactive...**Week 5 at Green Bay (10/11):** Started at defensive end...posted one tackle before leaving the game in the second quarter with a knee injury...**Week 4 at Arizona (10/4):** Started at defensive end...recorded 1.0 sack on QB Carson Palmer for a loss of seven yards...**Week 3 vs. Pittsburgh (9/27):** Started at defensive end...notched one quarterback pressure...**Week 2 at Washington (9/20):** Started at defensive end...recorded four tackles (two solo) and 1.0 sack...**Week 1 vs. Seattle (9/13):** Started at defensive end...finished the game with five tackles (three solo).

**2014 SEASON:** Started six games after serving 10 weeks on injured/reserve...collected 20 tackles (10 solo), one sack and one fumble recovery...**vs. Minnesota (9/7):** Recorded four assisted tackles and one quarterback pressure...left the game in the third quarter with an ankle injury.placed on reserve/injured (9/11/14), designated to return...activated from reserve/injured (11/29)...**vs. Oakland (11/30):** Recorded 1.0 sack and recovered a fumble caused by DE Robert Quinn...also had six tackles (five solo)...**at Washington (12/7):** Recorded three tackles (two solo)...**vs. Arizona (12/11):** Registered four tackles (two solo) and one hit on the quarterback.

**2013 SEASON:** Started 16 games...notched 50 tackles (27 solo), 8.5 sacks, three passes defended, two forced fumbles, two fumble recoveries and one touchdown...**at Atlanta (9/15):** Recorded eight tackles (four solo), including two tackles for loss, and one quarterback pressure...**vs. San Francisco (9/26):** Recorded two solo tackles...recorded his first sack of the season and increased his career total 42.5...**vs. Jacksonville (10/6):** Notched his second sack of the season...also had three quarterback hits and one quarterback pressure...recorded three tackles (two solo) and forced one fumble...**at Houston (10/13):** Sacked QB Matt Schaub to mark his third consecutive week with a sack...recorded three tackles (two solo) and one pass defended...forced one fumble for the second week in a row...**vs. Seattle (10/28):** Notched a season high and tied a career high with 3.0 sacks...marked his third career game with 3.0 sacks...also added two tackles (one solo), including one for loss...**at Indianapolis (11/10):** Recovered a DE Robert Quinn forced fumble for 45 yards and his first career touchdown...added one sack...recorded four tackles (three solo)...also finished with two quarterback pressures and two hits on the quarterback...**vs. Tampa Bay (12/22):** Recorded one solo tackle...sacked Buccaneers QB Mike Glennon...added three quarterback pressures and one hit on the quarterback...**at Seattle (12/29):** Sacked QB Russell Wilson.

**2012 SEASON:** Led Rams in sacks for second consecutive season with 11.5...also led team 50 quarterback pressures and 25 quarterback hits...led team with career-high 13.0 sacks in 2011...**vs. Washington (9/16):** Started at left defensive end...recorded five tackles (two solo) and five quarterback pressures...**at Chicago (9/23):** Recorded his first two sacks of the season...added three tackles...**vs. Arizona (10/4):** Totaled two tackles (one solo)...recorded his third sack of the season...**at Miami (10/14):** Registered his fourth sack of the season...recorded four tackles (three solo)...**at San Francisco (11/11):** Recorded his fifth sack of the season...tallied four tackles (three solo)...**vs. New York Jets (11/18):** Recorded two sacks, his sixth and seventh of the season...**at Tampa Bay (12/23):** Recorded two tackles (one solo)...added one sack and six quarterback pressures...**at Seattle (12/30):** Recorded the second three-sack game of his career...finished the season with a team-leading 11.5 sacks.

**2011 SEASON:** Started all 16 games at left defensive end...posted a career-high 13.0 sacks, seventh most in the NFL...added 33 tackles and 16 quarterback pressures...**vs. Philadelphia (9/11):** Recorded first sack of the season when he dropped QB Michael Vick for a 5-yard loss to force Philadelphia to punt on its opening drive...posted one solo tackle...**at New York Giants (9/19):** Took down Giants QB Eli Manning in the fourth quarter, his second sack of the season...also recorded one pass defended...**vs. Baltimore (9/25):** Sacked QB Joe Flacco for a 2-yard loss in the fourth quarter to give him 3.0 sacks on the season and at least 1.0 in the first three games of the season...marked the third time in his career that he has recorded at least 1.0 sacks in

### 2011 NFL Sack Leaders, Defensive linemen

SACK LEADERS	No.	Yards
1. Jared Allen	22.0	150.5
2. Jason Babin	18.0	107
3. Jason Pierre-Paul	16.5	112
4. Chris Long	13.0	86
5t. Cliff Avril	11.0	92
5t. Chris Clemons	11.0	90



three-consecutive games...**vs. New Orleans (10/30)**: Sacked QB Drew Brees three times to give him 6.0 sacks on the season, most among Rams...first-career game with 3.0 sacks and third-career game with 2.0 or more...**at Arizona (11/6)**: Started at left defensive end...recorded a takedown of QB John Skelton for a loss of 16 yards...also made two tackles (one solo) and caused one fumble...**at Cleveland (11/13)**: Sacked QB Colt McCoy for a 1-yard loss...marked his fifth, fourth-quarter sack of the season...lead the league in fourth-quarter sacks...**vs. Seattle (11/20)**: Sacked QB Tarvaris Jackson, a new career high...has at least one sack in four-consecutive games, tying a career high...**vs. Arizona (11/27)**: Recorded one sack...with the sack, Long and his father Howie became just the second father-son combo to record a 10-sack season since the statistic became official in 1982...also set a new career high for consecutive games with a sack with at least one sack in each of the Rams' last five games...also tallied four tackles (two solo)...**at San Francisco (12/4)**: Notched two sacks in the first half of play...last two-sack game came against San Diego (10/17/10)...pushed his sack streak to six consecutive games, a new career long...**vs. Cincinnati (12/18)**: Recorded 13th sack of season, giving him at least one sack in seven of last eight games...tied for 5th in the league for most sacks this season.

**2010 SEASON**: Started 16 games at LDE and posted a career-high 8.5 sacks, second most among Rams' defenders...led the team with 16 quarterback pressures and 21 quarterback hits...**vs. Arizona (9/12)**: Notched two QB hits and two QB pressures...**vs. Seattle (10/3)**: Shared a sack with DE George Selvie in the fourth quarter, his first of the season...finished with three tackles (one solo)...**vs. San Diego (10/17)**: Sacked Chargers QB Philip Rivers twice, giving him 2.5 on the season...marked the second game of his career with 2.0 sacks...**at Tampa Bay (10/24)**: Sacked QB Josh Freeman for a 14-yard loss and forced a fumble...**vs. Carolina (10/31)**: Recovered a fumble in the third quarter that resulted in a Rams touchdown...recorded a sack, giving him three consecutive games with at least 1.0 sacks for the second time in his career...**at San Francisco (11/14)**: Combined with LB James Laurinaitis for an 8-yard loss on the first drive of the game...marked Long's fourth consecutive game with at least a 1.0 sack...added four tackles (one solo) and one pass deflected...**at Denver (11/28)**: Sacked Broncos QB Kyle Orton for a 6-yard loss in the fourth quarter...added one solo tackle and one pass defensed...**vs. Kansas City (12/19)**: Recorded a sack on QB Matt Cassel and added one tackle...**vs. San Francisco (12/26)**: Sacked QB Alex Smith and forced a fumble on a third-down play late in the fourth quarter...added one solo tackle

**2009 SEASON**: Started four of 16 games played...posted 51 tackles (28 solo)...ranked second on the team with a career-high 5.0 sacks...led the team with 15 quarterback hits and nine quarterback pressures...**at Jacksonville (10/18)**: Tallied six tackles (two solo)...added two quarterback hits and two pressures...**vs. Houston (12/20)**: Started at left defensive end...posted two solo tackles...also recorded two quarterback pressures and one quarterback hit...**at Arizona (12/27)**: Established a then career-high 5.0 sacks after he took down Cardinals QB Kurt Warner for a 5-yard loss on a sack-forced fumble in the fourth quarter...compiled a defensive performance of three solo tackles, 1.0 sack, two tackles for losses, a forced fumble and two quarterback hits.

**2008 SEASON**: Started every game in rookie campaign...led the team with 16 quarterback pressures...his 4.0 sacks tied for second among NFC rookies...**vs. New York Giants (9/14)**: Made four tackles (three solo) and first career sack for an 11-yard loss...**at Seattle (9/21)**: Led defensive linemen with eight tackles (six solo)...**vs. Buffalo (9/28)**: Made seven tackles (two solo) tying for the lead in tackles among defensive linemen and had 1.0 sack...**at New England (10/26)**: Made five tackles (three solo) with a then career-high 2.0 sacks for a 15-yard loss.

**COLLEGE**: His 21.0 career sacks tied for seventh on Virginia's all-time list...voted team captain as a junior and senior...as a senior, tied for third in the nation with 14.0 sacks...ranked 14th in the nation with 19 tackles for loss and made 23 quarterback pressures...made one interception, caused two forced fumbles and nine passes defensed...unanimous All-America and All-Atlantic Coast Conference first-team selection...named ACC Defensive Player of the Year and recipient of the Ted Hendricks Award, given to the nation's top defensive end...Dudley Award winner as the top collegiate player in the state of Virginia...finalist for the Vince Lombardi Award, the Bronko Nagurski Trophy and the Ronnie Lott Trophy...had jersey retired prior to final home game...tied a career high with 10 tackles (four solo) against Maryland to earn ACC Defensive Lineman of the Week honors...added 2.0 sacks, one for a safety, and one pass defensed...received Ned McDonald Award as team's top defensive player, the Colonel F.C. McCue Award as the team's most outstanding interior lineman and the Joe Palumbo Award honoring the player for self-sacrifice, dedication and enthusiasm as a junior...majored in sociology in college.

**PERSONAL**: Born Christopher Howard Long in Santa Monica, Calif...attended St. Anne's-Belfield School in Charlottesville, Va...named 2003 Gatorade Player of the Year in Virginia and rated as the second-best player in the state by *Charlottesville Daily Progress*...three-time first-team All-State selection on both offense and defense...selected conference Defensive Player of the Year his final two seasons and was selected *Student Sports* Junior All-American in 2002...registered 91 tackles (44 solo) and 15.0 sacks as a senior to help his team to an undefeated season and a state championship...also recorded 72 pancake blocks on offense...also played basketball, lacrosse and baseball...won the 2003 YMCA Slam Dunk Contest for high school students...father, Howie Long, played in the NFL for 13 seasons and was inducted into the NFL Hall of Fame following seven Pro Bowl appearances and two Defensive Player of the Year awards...has two brothers: Kyle, plays guard for the Chicago Bears and Howie Jr., serves as a player personnel assistant with the Oakland Raiders...related to Gertrude Ederle, the first woman to swim across the English Channel (1926)...launched The Chris Long Foundation in 2015 which raises money for "Water Boys," a signature initiative dedicated to building wells for communities in East Africa...also serves as the honorary chair for the American Red Cross Blood Drive & Holiday Mail for Heroes campaign, participated in the Make-A-Wish Celebrity Server dinner, Big Plays Little Wishes to benefit Big Brothers Big Sisters and the Joe Buck Golf Classic to benefit St. Louis Children's Hospital.

# CHRIS LONG NFL STATISTICS

## REGULAR SEASON

Year	Team	G/S	Tackles			Sk	Yds	Interceptions			Fumbles				Yds
			Total	Solo	Asst			Int	Yds	Lg	TD	PD	FF	FR	
2008	RAMS	16/16	57	36	21	4	34.0	0	0	0	0	0	0	1	2
2009	RAMS	16/4	51	28	23	5	33.0	0	0	0	0	1	1	0	0
2010	RAMS	16/16	26	14	12	8.5	55.0	0	0	0	0	2	3	1	0
2011	RAMS	16/16	33	17	16	13	86.0	0	0	0	0	2	1	0	0
2012	RAMS	16/16	44	24	20	11.5	74.0	0	0	0	0	1	0	0	0
2013	RAMS	16/16	50	27	23	8.5	48.0	0	0	0	0	3	2	2	45
2014	RAMS	6/6	20	10	10	1.0	7.0	0	0	0	0	0	0	1	0
2015	RAMS	5/5	11	5	6	2.0	13.0	0	0	0	0	0	0	0	0
<b>Total</b>		<b>107/95</b>	<b>292</b>	<b>161</b>	<b>131</b>	<b>53.5</b>	<b>356.0</b>	<b>0</b>	<b>0</b>	<b>0</b>	<b>0</b>	<b>9</b>	<b>7</b>	<b>5</b>	<b>47</b>

**ADDITIONAL CAREER STATISTICS:** Recovered a Colts' QB Andrew Luck fumble caused by DE Robert Quinn and returned it 45 yards for his first NFL touchdown (11/10/13).

### SINGLE GAME HIGHS

Total Tackles – 8, two times, last at Atlanta (9/15/13)  
 Solo Tackles – 6, at Seattle (9/21/08)  
 Sacks – 3.0, three times, last vs. Seattle (10/28/13)  
 Touchdowns – 1, at Indianapolis (11/10/13)

# CHRIS LONG GAME-BY-GAME STATISTICS

### 2015 ST. LOUIS RAMS

Game	W/L	P/S	T	S	A	Sk	Yds	Int	Yds	Lg	TD	PD	FF	FR	Yds
SEA 9/13	W	1/1	5	3	2	0	0.0	0	0	0	0	0	0	0	0
@WAS 9/20	L	1/1	4	2	2	1	6.0	0	0	0	0	0	0	0	0
PIT 9/27	L	1/1	0	0	0	0	0.0	0	0	0	0	0	0	0	0
@ARI 10/4	W	1/1	1	0	1	1	7.0	0	0	0	0	0	0	0	0
@GB 10/11	L	1/1	1	0	1	0	0.0	0	0	0	0	0	0	0	0
CLE 10/25	W					Inactive									
SF 11/1	W					Inactive									
@MIN 11/8	0/0	0/0	0	0	0	0	0.0	0	0	0	0	0	0	0	0
CHI 11/15	0/0	0/0	0	0	0	0	0.0	0	0	0	0	0	0	0	0
@BAL 11/22	0/0	0/0	0	0	0	0	0.0	0	0	0	0	0	0	0	0
@CIN 11/29	0/0	0/0	0	0	0	0	0.0	0	0	0	0	0	0	0	0
ARI 12/6	0/0	0/0	0	0	0	0	0.0	0	0	0	0	0	0	0	0
DET 12/13	0/0	0/0	0	0	0	0	0.0	0	0	0	0	0	0	0	0
TB 12/17	0/0	0/0	0	0	0	0	0.0	0	0	0	0	0	0	0	0
@SEA 12/27	0/0	0/0	0	0	0	0	0.0	0	0	0	0	0	0	0	0
@SF 1/3	0/0	0/0	0	0	0	0	0.0	0	0	0	0	0	0	0	0
<b>Total</b>	<b>4-3</b>	<b>5/5</b>	<b>11</b>	<b>5</b>	<b>6</b>	<b>2</b>	<b>13.0</b>	<b>0</b>	<b>0</b>	<b>0</b>	<b>0</b>	<b>0</b>	<b>0</b>	<b>0</b>	<b>0</b>

### 2014 ST. LOUIS RAMS

Game	W/L	P/S	T	S	A	Sk	Yds	Int	Yds	Lg	TD	PD	FF	FR	Yds
MIN 9/7	L	1/1	4	0	4	0.0	0	0	0	0	0	0	0	0	0
@TB 9/14	W					Placed on IR, des. to return									
DAL 9/21	L					Injured/Reserve									
@PHI 10/5	L					Injured/Reserve									
SF 10/13	L					Injured/Reserve									
SEA 10/19	W					Injured/Reserve									
@KC 10/26	L					Injured/Reserve									
@SF 11/2	W					Injured/Reserve									
@ARI 11/9	L					Injured/Reserve									
DEN 11/16	W					Injured/Reserve									
@SD 11/23	L					Injured/Reserve									
OAK 11/30	W	1/1	6	5	1	1.0	7.0	0	0	0	0	0	0	1	0
@WAS 12/7	W	1/1	3	2	1	0.0	0	0	0	0	0	0	0	0	0
ARI 12/11	L	1/1	4	2	2	0.0	0	0	0	0	0	0	0	0	0
NYG 12/21	L	1/1	1	1	0	0.0	0	0	0	0	0	0	0	0	0
@SEA 12/28	L	1/1	2	0	2	0.0	0	0	0	0	0	0	0	0	0
<b>TOTAL</b>	<b>6-10</b>	<b>6/6</b>	<b>20</b>	<b>10</b>	<b>10</b>	<b>1.0</b>	<b>7.0</b>	<b>0</b>	<b>0</b>	<b>0</b>	<b>0</b>	<b>0</b>	<b>0</b>	<b>1</b>	<b>0</b>

### 2013 ST. LOUIS RAMS

Game	W/L	P/S	T	S	A	Sk	Yds	Int	Yds	Lg	TD	PD	FF	FR	Yds
ARI 9/8	W	1/1	0	0	0	0.0	0	0	0	0	1	0	0	0	0
@ATL 9/15	L	1/1	8	4	4	0.0	0	0	0	0	0	0	0	0	0
@DAL 9/22	L	1/1	1	1	0	0.0	0	0	0	0	0	0	0	0	0
SF 9/26	L	1/1	2	2	0	0.5	4	0	0	0	0	0	0	0	0
JAC 10/6	W	1/1	3	2	1	1.0	0	0	0	0	0	1	0	0	0
@HOU 10/13	W	1/1	3	2	1	1.0	6	0	0	0	1	1	0	0	0
@CAR 10/20	L	1/1	3	1	2	0.0	0	0	0	0	0	0	0	0	0
SEA 10/28	L	1/1	2	1	1	3.0	20	0	0	0	0	0	0	0	0
TEN 11/3	L	1/1	4	0	4	0.0	0	0	0	0	0	0	0	0	0
@IND 11/10	W	1/1	4	3	1	1.0	9	0	0	0	0	0	1	45	0
CHI 11/24	W	1/1	5	2	3	0.0	0	0	0	0	1	0	0	0	0
@SF 12/1	L	1/1	3	3	0	0.0	0	0	0	0	0	0	0	0	0
@ARI 12/8	L	1/1	3	1	2	0.0	0	0	0	0	0	0	0	0	0
NO 12/15	W	1/1	5	2	3	0.0	0	0	0	0	0	0	0	0	0
TB 12/22	W	1/1	1	1	0	1.0	8	0	0	0	0	0	0	0	0
@SEA 12/29	L	1/1	3	2	1	1.0	0	0	0	0	0	0	0	0	0
<b>TOTAL</b>	<b>7-9</b>	<b>16/16</b>	<b>50</b>	<b>27</b>	<b>23</b>	<b>8.5</b>	<b>48</b>	<b>0</b>	<b>0</b>	<b>0</b>	<b>3</b>	<b>2</b>	<b>2</b>	<b>2</b>	<b>45</b>

### 2012 ST. LOUIS RAMS

Game	W/L	P/S	T	S	A	Sk	Yds	Int	Yds	Lg	TD	PD	FF	FR	Yds
@DET 9/9	L	1/1	3	2	1	0.0	0	0	0	0	0	0	0	0	0
WAS 9/16	W	1/1	5	2	3	0.0	0	0	0	0	0	0	0	0	0
@CHI 9/23	L	1/1	3	1	2	2.0	12	0	0	0	0	0	0	0	0
SEA 9/30	W	1/1	4	2	2	0.0	0	0	0	0	0	0	0	0	0
ARI 10/4	W	1/1	2	1	1	1.0	9	0	0	0	0	0	0	0	0
@MIA 10/14	L	1/1	4	3	1	1.0	5	0	0	0	0	0	0	0	0
GB 10/21	L	1/1	1	0	1	0.0	0	0	0	0	0	0	0	0	0
NE 10/28	L	1/1	1	0	1	0.0	0	0	0	0	0	0	0	0	0
@SF 11/11	T	1/1	4	3	1	1.0	8	0	0	0	0	0	0	0	0
NYJ 11/18	L	1/1	1	1	0	2.0	6	0	0	0	0	0	0	0	0
@ARI 11/25	W	1/1	0	0	0	0.0	0	0	0	0	0	1	0	0	0
SF 12/2	W	1/1	5	2	3	0.0	0	0	0	0	0	0	0	0	0
@BUF 12/9	W	1/1	4	2	2	0.5	2	0	0	0	0	0	0	0	0
MIN 12/16	L	1/1	2	2	0	0.0	0	0	0	0	0	0	0	0	0
@TB 12/23	W	1/1	2	1	1	1.0	6	0	0	0	0	0	0	0	0
@SEA 12/30	L	1/1	3	2	1	3.0	26	0	0	0	0	0	0	0	0
<b>TOTAL</b>	<b>7-8-1</b>	<b>16/16</b>	<b>44</b>	<b>24</b>	<b>20</b>	<b>11.5</b>	<b>74</b>	<b>0</b>	<b>0</b>	<b>0</b>	<b>0</b>	<b>1</b>	<b>0</b>	<b>0</b>	<b>0</b>











# 14 | SEAN MANNION

Position: Quarterback  
 Ht./Wt. 6-5/233  
 Birth Date: 4/25/92  
 College: Oregon State  
 Hometown: Pleasanton, Calif.  
 Experience: Rookie  
 Acquired: D3B-2015 (89th)

Career GP/GS (Playoffs): 0/0 (0/0)



**TRANSACTIONS:** Selected by St. Louis in the third round (89th overall) of the 2015 NFL Draft (5/1/15).

**2015 SEASON: Week 8 vs. San Francisco (11/01):** Declared inactive...**Week 7 vs. Cleveland (10/25):** Declared inactive...**Week 5 at Green Bay (10/11):** Declared inactive...**Week 4 at Arizona (10/4):** Declared inactive...**Week 3 vs. Pittsburgh (9/27):** Declared inactive...**Week 2 at Washington (9/20):** Declared inactive...**Week 1 vs. Seattle (9/13):** Declared inactive.

**COLLEGE:** Finished his career with 13,600 passing yards which ranks 8th in NCAA Division I history...that mark set the Pac-12 record for career passing yards...owns 18 OSU passing records...set OSU career passing touchdown record with 83; also ranks 7th in Pac-12 history...his 64.6 career completion percentage broke the school record...finished career with 43 starts, tied for 8th in OSU history...earned Pac-12 All-Conference Honorable Mention (2013, 2014)...named Pac-12 Offensive player of the Week four times in his career...earned Pac-12 All-Academic Honorable Mention (2014, 2013, 2012)...finished the 2014 season with 3,164 passing yards, the 10th-most prolific season in OSU history...won the 2014 Manning Passing Academy Air-It-Out Challenge...in 2013, tied for fourth in the nation for touchdowns passing (37), including a school record six against Colorado...second in the nation with 4,662 passing yards and passing yards per game (358.6)...set Pac-12 record with 4,662 passing yards in a season...finished tied for third in Pac-12 single season history and set OSU record with 37 touchdown passes...set OSU single season records with 400 completions and 603 pass attempts...named a Freshman All-American in 2011 by the Football Writers Association of America...set Oregon State record for attempts (66) in a single game...finished the season with 16 touchdown passes and one rushing...ended the season with 11 straight games of 200-plus yards passing, a feat matched only by Anderson (13 times in 2003) in the last decade...redshirted in 2010.

**PERSONAL:** Three-year starter and letterwinner in football at Foothill High School...finished high school career as the career passing leader at Foothill...Rivals four-star athlete and rated the 14th-best pro style quarterback in the nation...threw for 3,521 yards and 27 touchdowns as a senior – added three scores on the ground...set a Northern California prep record with 581 yards passing and five touchdowns in a game...led Foothill to the Northern California CIF playoffs...honorable mention All-East Bay and All-Metro as a junior...earned two letters as a pitcher for the baseball team and one letter as a center for the basketball team...born in San Jose, Calif...son of John and Inga Mannion...John is the head football coach at Silverton (Ore.) High School, accepted the position in the spring of 2010...graduated in December 2014 with a degree in liberal studies...pursuing a Master's degree in interdisciplinary studies with options in sociology, political science and history.

## SEAN MANNION NFL STATISTICS

REGULAR SEASON												
Year	School	G/S	Passing		Pct.	Yds	Yds/Att	TD	Int	Lg	Sk-Yds	Rtg.
			Att.	Cmp								
2015	RAMS	0/0	0	0	0.0	0	0.0	0	0	0	0-0	0.0
<b>TOTAL</b>		<b>0/0</b>	<b>0</b>	<b>0</b>	<b>0.0</b>	<b>0</b>	<b>0.0</b>	<b>0</b>	<b>0</b>	<b>0</b>	<b>0-0</b>	<b>0.0</b>

# SEAN MANNION GAME-BY-GAME STATISTICS

## 2015 ST. LOUIS RAMS

Game	W/L	P/S	Att	Cmp	Pct	Yds	Yds/ Att	TD	Int	Lg	Sk- Yds	Rtg
SEA 9/13	W					Inactive						
@WSH 9/20	L					Inactive						
PIT 9/27	L					Inactive						
@ARI 10/4	W					Inactive						
@GB 10/11	L					Inactive						
CLE 10/25	W					Inactive						
SF 11/1	W					Inactive						
@MIN 11/8	0/0	0/0	0	0	0.0	0	0.0	0	0	0	0-0	0.0
CHI 11/15	0/0	0/0	0	0	0.0	0	0.0	0	0	0	0-0	0.0
@BAL 11/22	0/0	0/0	0	0	0.0	0	0.0	0	0	0	0-0	0.0
@CIN 11/29	0/0	0/0	0	0	0.0	0	0.0	0	0	0	0-0	0.0
ARI 12/6	0/0	0/0	0	0	0.0	0	0.0	0	0	0	0-0	0.0
DET 12/13	0/0	0/0	0	0	0.0	0	0.0	0	0	0	0-0	0.0
TB 12/17	0/0	0/0	0	0	0.0	0	0.0	0	0	0	0-0	0.0
@SEA 12/27	0/0	0/0	0	0	0.0	0	0.0	0	0	0	0-0	0.0
@SF 1/3	0/0	0/0	0	0	0.0	0	0.0	0	0	0	0-0	0.0
<b>TOTALS</b>	<b>4-3</b>	<b>0/0</b>	<b>0</b>	<b>0</b>	<b>0.0</b>	<b>0</b>	<b>0.0</b>	<b>0</b>	<b>0</b>	<b>0</b>	<b>0-0</b>	<b>0.0</b>



# 15 | BRADLEY MARQUEZ

Position:	Wide Receiver
Ht./Wt.	5-10/196
Birth Date:	12/14/92
College:	Texas Tech
Hometown:	Odessa, Texas
Experience:	Rookie
Acquired:	FA-2015

Career GP/GS (Playoffs): 7/0 (0/0)



**TRANSACTIONS:** Signed with the Rams as an undrafted free agent (5/7/15).

**2015 SEASON: Week 8 vs. San Francisco (11/01):** Saw action on special teams...led the team with two special teams tackles and currently leads the team in the category...caught his first NFL pass, a 5-yard reception from QB Nick Foles...**Week 7 vs. Cleveland (10/25):** Saw action on special teams...posted one tackle...**Week 5 at Green Bay (10/11):** Saw action on special teams...**Week 4 at Arizona (10/4):** Saw action on special teams...recorded one special teams tackle, making that his fourth consecutive week to have one or more special teams tackles...**Week 3 vs. Pittsburgh (9/27):** Posted one tackle on special teams...**Week 2 at Washington (9/20):** Saw action on special teams...led the team in special team tackles with four...**Week 1 vs. Seattle (9/13):** Recorded one special teams tackle...recovered a 14-yard onside kick to the Seattle 49 yard line in overtime...that play set up the game winning drive.

**COLLEGE:** Appeared in 43 games and caught 155 passes for 1,866 yards and 17 touchdowns...two-time All-Big 12 Honorable Mention...three-time Academic All-Big 12 (1st Team)...NFLPA Collegiate Bowl participant...played in 12 games (11 starts) with 65 receptions, 821 receiving yards, 10 touchdowns as a senior...led Big 12 in receiving touchdowns and was fifth in receptions...as a junior, caught 49 passes for 633 yards and six touchdowns...as a senior at Odessa High, rushed for 2,210 yards and 29 touchdowns...two-time All-State selection in football and a state qualifier in track and field in 2011 (long jump)...selected by the New York Mets in the 2011 Major League Baseball First-Year Players Draft in the 16th round (Outfielder) with the No. 492 overall selection...an exercise and sport sciences major at Texas Tech.

**PERSONAL:** Played high school football, ran track, and played baseball at Odessa High School in Odessa, Texas...competed as a running back in football and shortstop in baseball...was ranked as a 4-star prospect by Scout.com and an All-American prospect by PrepStar College Recruiting...as a sophomore, Marquez would rush 203 times for 1,743 yards and 21 touchdowns, earning Associated Press All-State 2nd Team honors...as a junior, Marquez rushed 77 times for 492 yards before being sidelined by an elbow tendon tear...during his senior year, he accrued 2,210 rushing yards and 29 touchdowns, becoming the school's all-time leading rusher...accepted a scholarship to play football collegiately for Texas Tech...additionally, he was drafted by the New York Mets in the 16th round of the 2011 Major League Baseball Draft...arranged a two-sport deal which allowed him to attend Texas Tech to play football while playing baseball for the Kingsport Mets in the spring...his first season in the minors was cut short by a quadriceps injury... Son of Veronica Marquez and Brad Givens.

## BRADLEY MARQUEZ NFL STATISTICS

Year	Team	G/S	Receiving		REGULAR SEASON								
			No	Yds	Avg	Lg	TD	Rushing		Avg	Lg	TD	
									Att	Yds			
2015	RAMS	7/0	1	5	5.0	5	0	0	0	0	0.0	0	0
<b>Total</b>		<b>7/0</b>	<b>1</b>	<b>5</b>	<b>5.0</b>	<b>5</b>	<b>0</b>	<b>0</b>	<b>0</b>	<b>0</b>	<b>0.0</b>	<b>0</b>	<b>0</b>

**ADDITIONAL CAREER STATISTICS:** Special Teams Tackles: RAMS 2015 (10).

## BRADLEY MARQUEZ GAME-BY-GAME STATISTICS

2015 ST. LOUIS RAMS												
Game	W/L	P/S	Receiving			Rushing						
			No	Yds	Avg	Lg	TD	Att	Yds	Avg	Lg	TD
SEA 9/13	W	1/0	0	0	0.0	0	0	0	0	0.0	0	0
@WSH 9/20	L	1/0	0	0	0.0	0	0	0	0	0.0	0	0
PIT 9/27	L	1/0	0	0	0.0	0	0	0	0	0.0	0	0
@ARI 10/4	W	1/0	0	0	0.0	0	0	0	0	0.0	0	0
@GB 10/11	L	1/0	0	0	0.0	0	0	0	0	0.0	0	0
CLE 10/25	W	1/0	0	0	0.0	0	0	0	0	0.0	0	0
SF 11/1	W	1/0	1	5	5.0	5	0	0	0	0.0	0	0
@MIN 11/8	0/0	0/0	0	0	0.0	0	0	0	0	0.0	0	0
CHI 11/15	0/0	0/0	0	0	0.0	0	0	0	0	0.0	0	0
@BAL 11/22	0/0	0/0	0	0	0.0	0	0	0	0	0.0	0	0
@CIN 11/29	0/0	0/0	0	0	0.0	0	0	0	0	0.0	0	0
ARI 12/6	0/0	0/0	0	0	0.0	0	0	0	0	0.0	0	0
DET 12/13	0/0	0/0	0	0	0.0	0	0	0	0	0.0	0	0
TB 12/17	0/0	0/0	0	0	0.0	0	0	0	0	0.0	0	0
@SEA 12/27	0/0	0/0	0	0	0.0	0	0	0	0	0.0	0	0
@SF 1/3	0/0	0/0	0	0	0.0	0	0	0	0	0.0	0	0
<b>TOTAL</b>	<b>4-3</b>	<b>7/0</b>	<b>1</b>	<b>5</b>	<b>5.0</b>	<b>5</b>	<b>0</b>	<b>0</b>	<b>0</b>	<b>0.0</b>	<b>0</b>	<b>0</b>



# 27 | TRE MASON

Position:	Running Back
Ht./Wt.	5-8/207
Birth Date:	8/6/93
College:	Auburn
Hometown:	Palm Beach, Fla.
Experience:	2nd year (2nd Rams)
Acquired:	D3-2014

Career GP/GS (Playoffs): 17/11 (0/0)



**TRANSACTIONS:** Selected by the Rams in the third round (75th overall) of the 2014 NFL Draft (5/9/14).

**2015 SEASON:** **Week 8 vs. San Francisco (11/01):** Saw action at running back...rushed for 46 yards on 15 carries...caught one pass for six yards...**Week 7 vs. Cleveland (10/25):** Declared inactive...**Week 5 at Green Bay (10/11):** Saw action at running back...rushed for eight yards on two carries...**Week 4 at Arizona (10/4):** Saw action at running back...**Week 3 vs. Pittsburgh (9/27):** Started at running back...rushed for 16 yards on nine carries...caught one pass for 15 yards...**Week 2 at Washington (9/20):** Started at running back...posted seven rushing attempts for 26 yards for a 3.7-yard average per carry...also recorded two receptions for four yards...**Week 1 vs. Seattle (9/13):** Declared inactive.

**2014 SEASON:** Finished the season leading the rushing attack with 179 rushes for 765 yards for a 4.3-yard average, a long of 89 yards and four rushing touchdowns, plus one receiving...notched two 100-plus yard rushing games... **vs. San Francisco (10/13):** Saw his first NFL action...his first play was a 12-yard reception from QB Austin Davis...finished the game leading both teams in rushing yards (40) on five carries...**vs. Seattle (10/19):** Saw action at running back...notched his first NFL touchdown on a 6-yard rush...finished the day with a team-leading 18 rushes for 85 yards, including a long of 28 yards...**at San Francisco (11/2):** Made his first career start at running back and rushed 19 times for 65 yards, included a long of 21 yards...**vs. Denver (11/16):** Started at running back...rushed 29 times for 113 yards...marked the first 100-yard rushing performance of his career and the first 100-yard rusher for the Rams in 2014...**vs. Oakland (11/30):** Started at running back...registered three touchdowns (two rushing, one receiving), included an 89-yard rushing touchdown, tied for the second longest rush in franchise history...moved in front of Eric Dickerson's 85-yard touchdown rush (at NYJ, 9/25/83) and is behind Kenny Washington's 92-yard touchdown rush (at Chicago Cardinals, 11/2/47)...finished with 14 rushes for 117 yards, good for his second career 100 yard rushing game...**vs. New York Giants (12/21):** Started at running back...rushed 13 times for 76 yards, including a 10-yard touchdown run...marked his fifth touchdown of the season, fourth rushing.

**COLLEGE:** The Heisman Trophy finalist was named All-Southeastern Conference first-team and SEC Offensive Player of Year...added All-American first-team honors from Sporting News and second-team accolades from The NFL Draft Report and Athlon Sports...selected the MVP after setting the rushing record in the SEC Championship Game...semi-finalist for the Doak Walker...appeared in 38 games at Auburn, starting 17 of his final 26 contests...gained 4,335 all-purpose yards as he accounted for a total of 34 touchdowns, picking up 2,979 yards with 31 touchdowns on 516 carries (5.77 ypc)...caught 19 passes for 249 yards (13.11 ypc) and a score...returned 42 kickoffs for 1,107 yards (26.36 avg) and a pair of touchdowns...also recorded three solo tackles...ranks sixth in school history with his 1,107 yards gained via kickoff returns...his average of 26.36 yards gained per kickoff return is second-best in school annals behind Tristan Davis (26.45-yard average on 55 attempts for 1,455 yards; 2005-08)...ranks sixth in school history for rushing yards, rushing average per carry (5.77) and rushing attempts...his 31 touchdowns placed fourth in Auburn history, surpassed by Tigers greats Carnell Williams (45; 2001-04), Bo Jackson (43; 1982-85) and Joe Cribbs (34; 1976-79)...his average of 78.39 yards per game rushing in the eighth-best on the Auburn all-time record chart...earned league Offensive Player of the Week honors vs. Arkansas, Texas A&M and Missouri during 2013 season...one of only six players in Auburn history to rush for 1,000 yards in back-to-back seasons, led the SEC and ranked third in the nation with 317 carries for 1,816 yards (5.73 ypc) and 23 touchdowns, adding 163 yards and a score on 12 receptions (13.58 ypc)...Set SEC Championship Game records with 46 carries for 304 yards and four touchdowns vs. Missouri...closed out his career with 34 attempts for 195 yards and a score vs. Florida State in the BCS Championship Game... earned All-Southeastern Conference second-team honors from The NFL Draft Report in 2012... received All-Southeastern Conference first-team honors as a kickoff returner, as the true freshman gained 633 yards with a touchdown on 24 runbacks (26.38 avg), in addition to gained 161 yards on 28 carries (5.75 ypc) in 2011...majored in public administration

**PERSONAL:** Attended Park Vista (Lake Worth, Fla.) High School, playing football for head coach Brian Doddsy...the four-star prospect was named the nation's 14th-best running back, the 34th-best player from the state of Florida and ranked 199th in the nation overall by Rivals.com...rushed for 1,545 yards and 20 touchdowns, earning All-Palm Beach Large School second-team and Florida Sports Writers Association Class 6A All-State honorable mention as a sophomore...in 2009, was selected Palm Beach Large School Offensive Player of the Year and earned first-team All-Palm Beach County accolades from the Sun-Sentinel after he gained 1,460 yards and 24 touchdowns rushing, earning third-team All-State Class 6A classification as an all-purpose athlete...named Prep Star All-American as a senior, adding Mobile Press-Register Super Southeast 120 honors, in addition to again being chosen to the All-Palm Beach Large School first-team...selected for Florida's North-South All-Star game following his senior season, when he rushed for 1,643 yards and 24 touchdowns in 2010...son of Tina and Vincent Mason...his father is member of hip-hop group "De La Soul"...resides in Palm Beach, Fla...participated in numerous community events, including the 6th Annual Playground Build at Marygrove, St. Louis Rams Training Academy Youth Camp and the United Way Kickoff for Charity Luncheon.



# TRE MASON NFL STATISTICS

## REGULAR SEASON

Year	Team	G/S	Receiving					Rushing				
			No	Yds	Avg	Lg	TD	Att	Yds	Avg	Lg	TD
2014	RAMS	12/9	16	148	9.3	35t	1	179	765	4.3	89t	4
2015	RAMS	5/2	4	25	6.3	15	0	35	95	2.7	13	0
<b>TOTALS</b>		<b>17/11</b>	<b>20</b>	<b>173</b>	<b>8.6</b>	<b>35t</b>	<b>1</b>	<b>214</b>	<b>860</b>	<b>4.0</b>	<b>89t</b>	<b>4</b>

# TRE MASON GAME-BY-GAME STATISTICS

### 2015 ST. LOUIS RAMS

Game	W/L	P/S	Receiving				Rushing					
			No	Yds	Avg	Lg	TD	Att	Yds	Avg	Lg	TD
SEA 9/13	W					Inactive						
@WSH 9/20	L	1/1	2	4	2.0	3	0	7	26	3.7	13	0
PIT 9/27	L	1/1	1	15	15.0	15	0	9	16	1.8	7	0
@ARI 10/4	W	1/0	0	0	0.0	0	0	2	-1	-0.5	0	0
@GB 10/11	L	1/0	0	0	0.0	0	0	2	8	4.0	6	0
CLE 10/25	W					Inactive						
SF 11/1	W	1/0	1	6	6.0	6	0	15	46	3.1	9	0
@MIN 11/8	0/0	0/0	0	0	0.0	0	0	0	0	0.0	0	0
CHI 11/15	0/0	0/0	0	0	0.0	0	0	0	0	0.0	0	0
@BAL 11/22	0/0	0/0	0	0	0.0	0	0	0	0	0.0	0	0
@CIN 11/29	0/0	0/0	0	0	0.0	0	0	0	0	0.0	0	0
ARI 12/6	0/0	0/0	0	0	0.0	0	0	0	0	0.0	0	0
DET 12/13	0/0	0/0	0	0	0.0	0	0	0	0	0.0	0	0
TB 12/17	0/0	0/0	0	0	0.0	0	0	0	0	0.0	0	0
@SEA 12/27	0/0	0/0	0	0	0.0	0	0	0	0	0.0	0	0
@SF 1/3	0/0	0/0	0	0	0.0	0	0	0	0	0.0	0	0
<b>TOTAL</b>	<b>4-3</b>	<b>5/2</b>	<b>4</b>	<b>25</b>	<b>6.3</b>	<b>15</b>	<b>0</b>	<b>35</b>	<b>95</b>	<b>2.7</b>	<b>13</b>	<b>0</b>

### 2014 ST. LOUIS RAMS

Game	W/L	P/S	Receiving				Rushing					
			No	Yds	Avg	Lg	TD	Att	Yds	Avg	Lg	TD
MIN 9/7	L					Inactive						
@TB 9/14	W					Inactive						
DAL 9/21	L					Inactive						
PHI 10/5	L					Inactive						
SF 10/13	L	1/0	1	12	12.0	12	0	5	40	8.0	24	0
SEA 10/19	W	1/0	0	0	0.0	0	0	18	85	4.7	28	1
@KC 10/26	L	1/0	1	1	1.0	1	0	7	32	4.6	14	0
@SF 11/2	W	1/1	1	-8	-8.0	-8	0	19	65	3.4	21	0
@ARI 11/9	L	1/1	4	33	8.3	14	0	14	48	3.4	16	0
DEN 11/16	W	1/1	1	1	1.0	1	0	29	113	3.9	27	0
@SD 11/23	L	1/1	1	26	26.0	26	0	16	62	3.9	21	0
OAK 11/30	W	1/1	3	47	15.7	35t	1	14	117	8.4	89t	2
@WAS 12/7	W	1/1	0	0	0.0	0	0	20	66	3.3	16	0
ARI 12/11	L	1/1	0	0	0.0	0	0	13	33	2.5	10	0
NYG 12/21	W	1/1	1	7	7.0	7	0	13	76	5.8	16	0
@SEA 12/28	L	1/1	3	29	9.7	12	0	11	28	2.5	13	0
<b>TOTAL</b>	<b>6-10</b>	<b>12/9</b>	<b>16</b>	<b>148</b>	<b>9.3</b>	<b>35t</b>	<b>1</b>	<b>179</b>	<b>765</b>	<b>4.3</b>	<b>89t</b>	<b>4</b>





# 25 | T.J. MCDONALD

Position:	Safety
Ht./Wt.	6-2/217
Birth Date:	1/26/91
College:	USC
Hometown:	Fresno, Calif.
Experience:	3rd year (3rd Rams)
Acquired:	D3A-2013 (71st)

Career GP/GS (Playoffs): 33/33 (0/0)



**TRANSACTIONS:** Selected by the Rams in the third round (71st overall) of the 2013 NFL Draft (4/26/13).

**PRO:** Third-year pro has started all 33 games that he's played in...tallied a blocked punt and a blocked field goal at Tampa Bay (9/14/14), marked the first time the Rams have blocked two kicks in a game since Dec. 2, 1979.

**2015 SEASON:** **Week 8 vs. San Francisco (11/01):** Started at safety...recorded four tackles (three solo) and one special teams tackle...**Week 7 vs. Cleveland (10/25):** Started at safety...posted eight tackles (six solo)...also had one forced fumble...**Week 5 at Green Bay (10/11):** Started at safety...led the team in tackles with 10 (seven solo)...**Week 4 at Arizona (10/4):** Started at safety...recorded six tackles (five solo)...also notched 1.0 sack for six yards...**Week 3 vs. Pittsburgh (9/27):** Started at safety...tallied eight tackles (five solo)...**Week 2 at Washington (9/20):** Started at safety...notched seven tackles (four solo)...also recovered a fumble... **Week 1 vs. Seattle (9/13):** Started at safety...recorded 10 tackles (six solo).

**2014 SEASON:** Started all 16 games...led the Rams' secondary in tackles with 136...registered his first 100-plus tackle season...**at Tampa Bay (9/14):** Blocked a punt from P Michael Koenen for the Rams to take over at the Tampa Bay 25-yard line...the last time the Rams blocked a punt was former TE Matthew Mulligan (S.Rocca) vs. Washington (9/16/12)...blocked a K Patrick Murray 24-yard field goal attempt...the last time the Rams blocked a field goal was in 2013 when DT Michael Brockers blocked a Saints K Garrett Hartley field goal attempt (12/15/13)...LB Ray Ray Armstrong recovered the kick and returned it 20 yards, the play kept points off the board for Tampa and helped set up one of two field goals in the fourth quarter for the Rams...the last time the Rams blocked a punt and a field goal in the same game was December 2, 1979... also split the team lead in tackles with LB James Laurinaitis, each with nine...one of which for McDonald was the final tackle of the game on WR Mike Evans to end the game...**at Philadelphia (10/5):** Registered a career-high 17 tackles (14 solo)...**vs. San Francisco (10/13):** Tallied 12 tackles (seven solo)...recorded one quarterback pressure...**at Arizona (11/9):** Recorded his first sack of the season on QB Carson Palmer for a loss of eight yards, marked his second career sack...split the team lead in tackles with LB Alec Ogletree, each with 12 (nine solo)...added a tackle on special teams...**at Washington (12/7):** Intercepted QB Colt McCoy at the St. Louis 2-yard line and returned it 20 yards...marked his first interception of the season and second career...also had six tackles (five solo) and one pass defended...**vs. Arizona (12/11):** Notched 10 tackles (nine solo) and one pass defended...**vs. New York Giants (12/21):** Sacked QB Eli Manning...marked his second sack of the season, third career...also tallied 10 tackles (nine solo)...**at Seattle (12/28):** Notched 10 tackles (five solo) and one fumble recovery.

**2013 SEASON:** Played in 10 games, started 10...spent six weeks on injured/reserve designated to return...recorded 56 tackles (43 solo), one sack, one interception and three passes defended...**vs. Arizona (9/8):** Earned the start at strong safety in his first NFL game...played all 70 snaps on defense...recorded seven tackles...**at Dallas (9/22):** Recorded tackles (eight solo), one tackle for loss, and one pass defended... **vs. San Francisco (9/26):** Recorded two solo tackles...left game with a leg injury...placed on reserve-injured designated to return list (9/27/13)...**vs. Chicago (11/24):** Activated from the reserve-injured designated to return list (11/23/13)...recorded three solo tackles...**at San Francisco (12/1):** Recorded eight tackles (three solo)...also added one pass defended...**at Arizona (12/8):** Recorded a season-high nine tackles (six solo)...**vs. New Orleans (12/15):** Recorded his first career interception when he picked off Saints QB Drew Brees...added five tackles (four solo)...**vs. Tampa Bay (12/22):** Recorded four tackles (three solo)...dropped Buccaneers QB Mike Glennon for a nine-yard loss and his first career sack.

**COLLEGE:** First-team All-American McDonald started 36-of-50 games at free safety during his Southern California career, recording 275 tackles (151 solo), two sacks for minus 18 yards and twelve stops for losses of 37 yards...selected as the Trojans Defensive Perimeter Player of the Year in each of his final two seasons...two-time team captain...semifinalist for the Thorpe Award and quarter-finalist for the Lott Trophy...earned All-American second-team honors from The NFL Draft Report and was a Sports Illustrated honorable mention...named All-Pac-12 Conference second-team by the league's coaches and first-team by Phil Steele and College Football News...became USC's 11th two-time Trojan captain and joined his father, Tim McDonald (USC's captain in 1986), as the only father-son captains in Trojan history...voted USC's Most Inspirational Player and was named the Defensive Perimeter Player of the Year...Senior Bowl invitee ranked fifth in the nation with a career-high 112 tackles (54 solos) that included a 10-yard sack and 6.5 stops for minus 19 yards...blocked a kick for the third consecutive year and deflected three passes while also recording one interception...his 112 tackles in 2012 were the most by a Trojan since Troy Polamalu's 118 in 2001.

**PERSONAL:** Earned multiple accolades as a high school senior, including Super Prep All-American and All-County/Metro Athletic Conference Defensive MVP at Edison High in Fresno, Calif...father Tim McDonald was his high school head coach...his father played 13 NFL seasons with Cardinals and 49ers...brother, Tevin, is a junior cornerback at Eastern Washington...initials stand

for Tim Jr...along with 15 USC teammates, spent five days in Haiti in the spring of 2012 building homes and assisting those in need...communications major...participated in numerous community events, including Make-A-Wish Celebrity Server dinner, Coach Fisher's Celebrity Softball game, the 6th Annual Playground Build at Marygrove and the All-Community Team ticket program - T-Mac Attack.

## T.J. McDONALD NFL STATISTICS

### REGULAR SEASON

Year	Team	G/S	Tackles				Yds	Interceptions			TD	PD	Fumbles			Yds
			Total	Solo	Asst	Sk		Int	Yds	Lg			FF	FR		
2013	RAMS	10/10	56	43	13	1.0	9.0	1	-2	0	0	3	0	0	0	
2014	RAMS	16/16	136	98	38	2.0	13.0	1	20	20	0	8	0	1	0	
2015	RAMS	7/7	53	36	17	1.0	6.0	0	0	0	0	1	1	1	0	
<b>Total</b>		<b>33/33</b>	<b>245</b>	<b>177</b>	<b>68</b>	<b>4.0</b>	<b>28.0</b>	<b>2</b>	<b>18</b>	<b>20</b>	<b>0</b>	<b>12</b>	<b>1</b>	<b>2</b>	<b>0</b>	

**ADDITIONAL CAREER STATISTICS:** Blocked a punt (M.Koenen) and field goal (P.Murray) at Tampa Bay (9/14/14).  
Special Teams Tackles: RAMS 2015 (1).

#### SINGLE GAME HIGHS

Total Tackles – 17, at Philadelphia (10/5/14)  
Solo Tackles – 14, at Philadelphia (10/5/14)  
Interceptions – 1, two times, last at Washington (12/7/14)  
Pass Defensed- 3, vs. Oakland (11/30/14)

## T.J. McDONALD GAME-BY-GAME STATISTICS

### 2015 ST. LOUIS RAMS

Game	W/L	P/S	T	S	A	Sk	Yds	Int	Yds	Lg	TD	PD	FF	FR	Yds
SEA 9/13	W	1/1	10	6	4	0.0	0.0	0	0	0	1	0	0	0	0
@WSH 9/20	L	1/1	7	4	3	0.0	0.0	0	0	0	0	0	1	0	0
PIT 9/27	L	1/1	8	5	3	0.0	0.0	0	0	0	0	0	0	0	0
@ARI 10/4	W	1/1	6	5	1	1.0	6.0	0	0	0	0	0	0	0	0
@GB 10/11	L	1/1	10	7	3	0.0	0.0	0	0	0	0	0	0	0	0
CLE 10/25	W	1/1	8	6	2	0.0	0.0	0	0	0	0	1	0	0	0
SF 11/1	W	1/1	4	3	1	0.0	0.0	0	0	0	0	0	0	0	0
@MIN 11/8	0/0	0/0	0	0	0	0.0	0.0	0	0	0	0	0	0	0	0
CHI 11/15	0/0	0/0	0	0	0	0.0	0.0	0	0	0	0	0	0	0	0
@BAL 11/22	0/0	0/0	0	0	0	0.0	0.0	0	0	0	0	0	0	0	0
@CIN 11/29	0/0	0/0	0	0	0	0.0	0.0	0	0	0	0	0	0	0	0
ARI 12/6	0/0	0/0	0	0	0	0.0	0.0	0	0	0	0	0	0	0	0
DET 12/13	0/0	0/0	0	0	0	0.0	0.0	0	0	0	0	0	0	0	0
TB 12/17	0/0	0/0	0	0	0	0.0	0.0	0	0	0	0	0	0	0	0
@SEA 12/27	0/0	0/0	0	0	0	0.0	0.0	0	0	0	0	0	0	0	0
@SF 1/3	0/0	0/0	0	0	0	0.0	0.0	0	0	0	0	0	0	0	0
<b>TOTAL</b>	<b>4-3</b>	<b>7/7</b>	<b>53</b>	<b>36</b>	<b>17</b>	<b>1.0</b>	<b>6.0</b>	<b>0</b>	<b>0</b>	<b>0</b>	<b>1</b>	<b>1</b>	<b>1</b>	<b>1</b>	<b>0</b>

### 2014 ST. LOUIS RAMS

Game	W/L	P/S	T	S	A	Sk	Yds	Int	Yds	Lg	TD	PD	FF	FR	Yds
MIN 9/7	L	1/1	8	6	2	0.0	0.0	0	0	0	0	0	1	0	0
@TB 9/14	W	1/1	9	6	3	0.0	0.0	0	0	0	0	0	0	0	0
DAL 9/21	L	1/1	5	3	2	0.0	0.0	0	0	0	0	0	0	0	0
PHI 10/5	L	1/1	17	14	3	0.0	0.0	0	0	0	0	0	0	0	0
SF 10/13	L	1/1	12	7	5	0.0	0.0	0	0	0	0	0	0	0	0
SEA 10/19	W	1/1	5	2	3	0.0	0.0	0	0	0	0	0	0	0	0
@KC 10/26	L	1/1	8	6	2	0.0	0.0	0	0	0	0	0	0	0	0
@SF 11/2	W	1/1	6	4	2	0.0	0.0	0	0	0	0	0	0	0	0
@ARI 11/9	L	1/1	12	9	3	1.0	8.0	0	0	0	0	0	0	0	0
DEN 11/16	W	1/1	5	4	1	0.0	0.0	0	0	0	0	3	0	0	0
@SD 11/23	L	1/1	6	5	1	0.0	0.0	0	0	0	0	0	0	0	0
OAK 11/30	W	1/1	7	4	3	0.0	0.0	0	0	0	0	2	0	0	0
@WAS 12/7	W	1/1	6	5	1	0.0	0.0	1	20	20	0	1	0	0	0
ARI 12/11	L	1/1	10	9	1	0.0	0.0	0	0	0	0	1	0	0	0
NYG 12/21	L	1/1	10	9	1	1.0	5.0	0	0	0	0	0	0	0	0
@SEA 12/28	L	1/1	10	5	5	0.0	0.0	0	0	0	0	0	0	1	0
<b>TOTAL</b>	<b>6-10</b>	<b>16/16</b>	<b>136</b>	<b>98</b>	<b>38</b>	<b>2.0</b>	<b>13.0</b>	<b>1</b>	<b>20</b>	<b>20</b>	<b>0</b>	<b>8</b>	<b>0</b>	<b>1</b>	<b>0</b>

### 2013 ST. LOUIS RAMS

Game	W/L	P/S	T	S	A	Sk	Yds	Int	Yds	Lg	TD	PD	FF	FR	Yds
ARI 9/8	W	1/1	7	5	2	0.0	0.0	0	0	0	0	0	0	0	0
@ATL 9/15	L	1/1	5	4	1	0.0	0.0	0	0	0	1	0	0	0	0
@DAL 9/22	L	1/1	9	8	1	0.0	0.0	0	0	0	1	0	0	0	0
SF 9/26	L	1/1	2	2	0	0.0	0.0	0	0	0	0	0	0	0	0
JAC 10/6	W						Reserve-Injured								
@HOU 10/13	W						Reserve-Injured								
@CAR 10/20	L						Reserve-Injured								
SEA 10/28	L						Reserve-Injured								
TEN 11/3	L						Reserve-Injured								
@IND 11/10	W						Reserve-Injured								
CHI 11/24	W	1/1	3	3	0	0.0	0.0	0	0	0	0	0	0	0	0
@SF 12/1	L	1/1	8	5	3	0.0	0.0	0	0	0	1	0	0	0	0
@ARI 12/8	L	1/1	9	6	3	0.0	0.0	0	0	0	0	0	0	0	0
NO 12/15	W	1/1	5	4	1	0.0	0.0	1	-2	-2	0	0	0	0	0
TB 12/22	W	1/1	4	3	1	1.0	9.0	0	0	0	0	0	0	0	0
@SEA 12/29	L	1/1	4	3	1	0.0	0.0	0	0	0	0	0	0	0	0
<b>TOTAL</b>	<b>7-9</b>	<b>10/10</b>	<b>56</b>	<b>43</b>	<b>13</b>	<b>1.0</b>	<b>9.0</b>	<b>1</b>	<b>-2</b>	<b>-2</b>	<b>0</b>	<b>3</b>	<b>0</b>	<b>0</b>	<b>0</b>



# 23 | RODNEY MCLEOD JR.

Position:	Safety
Ht./Wt.	5-10/195
Birth Date:	6/23/90
College:	Virginia
Hometown:	Oxon Hill, Md.
Experience:	4th year (4th Rams)
Acquired:	FA-2012

Career GP/GS (Playoffs): 55/39 (0/0)



**TRANSACTIONS:** Signed with the Rams as an undrafted free agent (5/8/12).

**PRO:** Fourth-year pro has played in 55 games and started 39...set career-highs in 2014 in tackles (96) and interceptions (two)...

**2015 SEASON: Week 8 vs. San Francisco (11/01):** Started at safety...posted two assisted tackles...**Week 7 vs. Cleveland (10/25):** Started at safety...recovered a fumble and returned it 20 yards for his first NFL touchdown...also recorded five tackles (two solo)...**Week 5 at Green Bay (10/11):** Started at safety...posted four tackles (three solo)...**Week 4 at Arizona (10/4):** Started at safety...forced a fumble that set up a touchdown drive in the third quarter...recorded five tackles (four solo)...**Week 3 vs. Pittsburgh (9/27):** Started at safety...posted eight tackles (five solo)...**Week 2 at Washington (9/20):** Started at safety...recorded six tackles (five solo)...**Week 1 vs. Seattle (9/13):** Started at safety...tallied 9 tackles (six solo), tying his personal, best single-game record set last season against Minnesota (9/7/14).

**2014 SEASON:** Started all 16 games...recorded a career-high 96 tackles...**vs. Minnesota (9/7):** Led the team in tackles and established a new personal best recording nine tackles (six solo)...**at Tampa Bay (9/14):** Snagged his first interception of the year off QB Josh McCown...marks his third career interception and the first turnover for the Rams in 2014...notched five solo tackles...also had one special teams tackle...**at Philadelphia (10/5):** Tallied seven tackles (five solo) and one pass defensed... **vs. San Francisco (10/13):** Notched his first forced fumble of the season on 49ers TE Vance McDonald...LB James Laurinaitis recovered the fumble and returned it 17 yards...the play helped set up the Rams second scoring drive of the first quarter...made six solo tackles.**at Arizona (11/9):** Started at safety...tallied eight tackles (three solo)...**at San Francisco (11/2):** Recorded eight tackles (six solo)...**at San Diego (11/23):** Made seven tackles (five solo)...also recovered one fumble...**at Washington (12/7):** Nabbed his second interception of the season off QB Colt McCoy and returned it one yard...marked his fourth career interception...made three solo tackles...**vs. Arizona (12/11):** Tallied nine tackles (five solo), one quarterback pressure and one pass defensed.

**2013 SEASON:** Voted special teams captain by his teammates...started 16 games...finished third among Rams defenders with 87 tackles (68 solo), also registered two interceptions, five passes defensed and forced fumble and two fumble recoveries...made three special teams tackles...**vs. Arizona (9/8):** Made his first NFL start at free safety...recorded five tackles (four solo), including one tackle for loss...**at Atlanta (9/15):** Started at free safety...recorded seven tackles (six solo)...**at Dallas (9/22):** Started at free safety...recorded seven tackles (five solo) and one pass defensed...**at Houston (10/13):** Recorded six tackles (four solo) on defense...forced a fumble on a kickoff that was returned 11 yards by LB Daren Bates for a touchdown...also had one special teams tackle...**vs. Tennessee (11/3):** Picked off QB Jake Locker for his first career interception...tied a career high with seven solo tackles...**vs. Chicago (11/24):** Picked off Bears QB Josh McCown for his second interception of his career...also recorded eight tackles (seven solo) and one pass defensed...**at San Francisco (12/1):** Started at free safety...recorded four tackles (three solo)...added the first fumble recovery of his career and returned it seven yards...**at Arizona (12/8):** Started at free safety...recorded five tackles...also forced his second fumble of the season as he knocked the ball loose from Cardinals TE Jim Dray on the St. Louis 1-yard line...CB Janoris Jenkins recovered the ball for a touchback...**vs. New Orleans (12/15):** Started at free safety...recorded eight tackles (seven solo), including two for loss...**at Seattle (12/29):** Started at free safety...recorded nine tackles (four solo)...caused one fumble and recorded one pass defensed.

**2012 SEASON:** Played in 16 games...saw action at safety and on special teams...recorded 16 special teams tackles...**at Detroit (9/9):** Saw action at safety...recorded three tackles on special teams...**vs. Seattle (9/30):** Played on special teams...recorded two special teams tackles...**at San Francisco (11/11):** Recorded three tackles on special teams...caught one pass for 21 yards on a fake punt attempt.

**COLLEGE:** Led the team with four interceptions in his senior season, including three at Maryland...became the first UVA player to accomplish that feat since 1996...earned honorable mention All-ACC accolades.

**PERSONAL:** A native of Clinton, Maryland...a standout at DeMatha Catholic High School where he was also a member of the 400-meter relay team...serves as an ambassador for the St. Louis Salvation Army and their annual "Tree of Lights" campaign...also attends team events such as NFL Play60 and their work with the Make-A-Wish Foundation...in his hometown, he hosts an annual Youth Football Camp at DeMatha...the free camp welcomes kids between the ages of 9 – 14 and focuses on improving football fundamentals...additionally, motivational speakers guide participants through a variety of topics including perseverance, dedication to academics and healthy living...participated in several community events, including Make-A-Wish Celebrity Server dinner, Salvation Army Bell Ringing, Salvation Army Holiday Shopping, Basket of Hope Delivery and the All-Community Team Ticket program - Hot Rods.







# 44 | JAKE McQUAIDE

Position:	Long Snapper
Ht./Wt.	6-2/244
Birth Date:	12/7/87
College:	Ohio State
Hometown:	Cincinnati, Ohio
Experience:	5th year (5th Rams)
Acquired:	FA-2011

Career GP/GS (Playoffs): 71/0 (0/0)



**TRANSACTIONS:** Signed with the Rams (7/27/11)...signed a four-year contract extension in July 2013 to extend his contract into 2017.

**PRO:** Fifth-year pro has played in all 71 games...tallied 645 clean snaps through first five seasons...has made eight tackles on special teams.

**2015 SEASON: Week 8 vs. San Francisco (11/01):** Recorded 12 snaps...**Week 7 vs. Cleveland (10/25):** Tallied 11 snaps...**Week 5 at Green Bay (10/11):** Posted 9 clean snaps...**Week 4 at Arizona (10/4):** Recorded 11 clean snaps...**Week 3 vs. Pittsburgh (9/27):** Tallied six clean snaps...**Week 2 at Washington (9/20):** Notched 12 clean snaps...**Week 1 vs. Seattle (9/13):** Recorded nine snaps.

**2014 SEASON:** Registered 145 clean snaps... **vs. Denver (11/16):** Recorded 12 clean snaps...**vs. Oakland (11/30):** Notched a career-high 14 clean snaps...**vs. Arizona (12/11):** Tallied 10 clean snaps.

**2013 SEASON:** Played in 16 games...notched 141 clean snaps...**vs. San Francisco (9/26):** Recorded a then career-high 13 clean snaps...**vs. Jacksonville (10/6):** Registered 13 clean snaps for the second consecutive week...**at Indianapolis (11/10):** Recorded 11 clean snaps.

**2012 SEASON:** Recorded 139 consecutive clean snaps...had four special teams tackles...**at Arizona (11/25):** Tallied 12 clean snaps...**vs. San Francisco (12/2):** Registered 12 clean snaps...**at Buffalo (12/9):** Tallied eight clean snaps...recorded one tackle on special teams.

**2011 SEASON:** Recorded 150 consecutive clean snaps...notched two special teams tackles...**vs. New Orleans (10/30):** Tallied 12 clean snaps...**vs. Seattle (11/20):** Made 11 clean snaps...**vs. Arizona (11/27):** Recorded 12 clean snaps...**at San Francisco (12/4):** Recorded eight clean snaps...made one special teams tackle...**vs. Cincinnati (12/18):** Tallied 11 clean snaps...added one special teams tackle.

**COLLEGE:** Originally a walk on at Ohio State...handled long-snapping duties for three years...Special Teams Player of the Week vs. Purdue...received his bachelor's degree in December...academic all-Big Ten...John Galbreath award for academic excellence...NFF Hampshire Honor Society...EE All Star Game as a senior...won Top Ten Tenacious three times as a junior...earned a scholarship beginning in the autumn quarter of his junior year...rotated with Dimitrios Makridis and Jackson Haas on long and short snaps for the Big Ten champions during his freshman year...redshirted as a freshman.

**PERSONAL:** Tight end who had 10 catches for 125 yards as a senior at Elder High in Cincinnati...had no unplayable snaps as a junior or senior...earned the Mr. ZIP award for basketball at Elder...National Honor Society...Student Council communications officer...son of Bev and Kevin McQuaide...has two sisters, Maureen and Katie...married to Abby, and they have a daughter, Quinn...2008-09 Big Ten all-academic...an aeronautical and astronautical engineering major...married wife Abby on March 17, 2012...participated in many community events, including Make-A-Wish Celebrity Server dinner, Taste of the NFL, Love Your Melon Distribution event at Mercy, 6th Annual Playground Build at Marygrove and the All-Community Team Ticket program - 4th Down Fan Club.

**MCQUAIDE'S CAREER SNAP STATISTICS:** RAMS: 2015 (70), 2014 (145), 2013 (141), 2012 (139), 2011 (150). **TOTAL: 645.**





# 52 | ALEC OGLETREE

Position:	Linebacker
Ht./Wt.	6-2/245
Birth Date:	9/25/91
College:	Georgia
Hometown:	Newnan, Ga.
Experience:	3rd year (3rd Rams)
Acquired:	D1B-2013 (30th)

Career GP/GS (Playoffs): 36/36 (0/0)



**TRANSACTIONS:** Selected by St. Louis in the first round (30th overall) of the 2013 NFL Draft (4/25/13).

**PRO:** Led the team in tackles in his first two NFL seasons with 155 as a rookie in 2013 and 169 in 2014...notched a 98-yard interception-return for a touchdown, tied the NFL record for longest interception return by a linebacker, and the longest return by a rookie linebacker in league history...after obtaining the No. 30 overall pick in a trade with the Atlanta Falcons, St. Louis selected Ogletree, the 10th linebacker drafted by the team in the first round since 1937...became the first linebacker drafted in the first round by the Rams in over a decade...the last linebacker taken in the first round by the Rams was Robert Thomas of UCLA in 2002 (No. 31 overall)...has started all 35 games of his three-year career.

**2015 SEASON: Week 8 vs. San Francisco (11/01):** Placed on injury reserve/designated to return...**Week 7 vs. Cleveland (10/25):** Declared inactive...**Week 5 at Green Bay (10/11):** Declared inactive...**Week 4 at Arizona (10/4):** Started at strongside linebacker...led the team for a third-straight week with 11 tackles (11 solo)... left the game in the third quarter with an ankle injury...**Week 3 vs. Pittsburgh (9/27):** Started at strongside linebacker...for a second-straight week, led the team with 15 tackles (12 solo) and 2.0 sacks...marked his first multi-sack game of his career...**Week 2 at Washington (9/20):** Started at strongside linebacker... led the team in tackles with 18 (15 solo), for a new single-game high...the last time a Rams defender had 18 or more tackles was London Fletcher with 21 against San Francisco in 2001...**Week 1 vs. Seattle (9/13):** Started at strongside linebacker...posted 11 tackles (eight solo).

**2014 SEASON:** Led the team in tackles for the second consecutive season with 169 (110 solo), for a new single season high... finished second on the team in passes defensed (11) and forced fumbles (five)...started all 16 games...**vs. Dallas (9/21):** Split the team lead in tackles with LB James Laurinaitis with 14 (10 solo)...forced RB DeMarco Murray to fumble...the fumble was recovered by S Cody Davis at the St. Louis 35-yard line and led to a Rams touchdown...marked his first forced fumble and of the season...**at Philadelphia (10/5):** Forced RB LeSean McCoy to fumble, the fumble was recovered by CB E.J. Gaines...marked the second consecutive game that he forced a fumble on the opposing running back...he now has eight career forced fumbles... notched 12 tackles (11 solo)...**at Arizona (11/9):** Nabbed his first interception of the season, second of his career off of QB Carson Palmer and returned it 44 yards...split the team lead in tackles with S T.J. McDonald, each with 12 tackles (six solo)...also had two passes defensed, a forced fumble and one hit on the quarterback...**vs. Denver (11/16):** Intercepted QB Peyton Manning...marked his second consecutive game with an interception, the first time he has accomplished the feat in back-to-back performances in his career...led the team in tackles with 12 (10 solo) and one pass defensed...**at San Diego (11/23):** Registered 14 tackles (eight solo)...**vs. Oakland (11/30):** Notched 10 tackles (eight solo)...also forced a fumble and had two passes defensed...**vs. Arizona (12/11):** Made 11 tackles (five solo)...added two passes defensed...**vs. New York Giants (12/21):** Garnered 13 tackles (11 solo)...**at Seattle (12/28):** Registered 11 tackles (seven solo)...also caused RB Marshawn Lynch to fumble, which was recovered by S T.J. McDonald.

**2013 SEASON:** Played and started all 16 games...led the team in tackles with 155 (124 solo), 1.5 sacks, one interception returned 98 yards for a touchdown, seven passes defensed and six forced fumbles...the 98-yard interception-return tied the NFL record for longest interception return by a linebacker, and the longest return by a rookie linebacker in league history...**vs. Arizona (9/8):** Earned his first career NFL start at linebacker...recorded a team-high 11 tackles (nine solo)...forced one fumble...**at Atlanta (9/15):** Recorded a team-high nine tackles (eight solo), including one tackle for loss...added two passes defensed...**at Dallas (9/22):** Tied for a team-high 10 tackles (seven solo)...**vs. San Francisco (9/26):** Recorded 11 tackles (nine solo)...forced his second fumble of the season...**at Houston (10/13):** Recorded a team-high 11 tackles...forced his third fumble of the season...recorded his first career interception and touchdown when he picked off QB T.J. Yates and returned it 98 yards for the score...**vs. Chicago (11/24):** Led the team with a career-high 15 tackles (10 solo)...**at San Francisco (12/1):** Registered 12 tackles (nine solo), including two for loss...forced his fourth fumble of the season when he stripped 49ers RB Frank Gore in the third quarter...surpassed the century-mark in tackles in his rookie season...**at Arizona (12/8):** Tallied a team-high 12 tackles (10 solo), including one for loss... added his first career sack by dropping Cardinals QB Carson Palmer for a seven-yard loss...also had a quarterback pressure and a hit on the quarterback...**vs. New Orleans (12/15):** Notched a team-high 13 tackles (10 solo), including one for loss...added a pass defensed...**vs. Tampa Bay (12/22):** Recorded a team-high 10 tackles (nine solo), including one for loss...forced two fumbles to increase his season total to six...added 0.5 sacks to push his season total to 1.5...**at Seattle (12/29):** Led the team with 11 tackles (eight solo), including two for loss...also added one quarterback hit.

**COLLEGE:** First-team All-Southeastern Conference choice by The NFL Draft Report, earning third-team honors from Phil Steele...named to the Southeastern Conference Freshman team by the league's coaches...also earned the team's Newcomer of the Year Award on defense...earned Athletic Director's Honor Roll distinction for the summer semester.

**PERSONAL:** Studied human development & family science at Georgia...twin brother of former teammate Alexander Ogletree, a fullback for the University of Georgia...played for Newnan High School head coach Mike McDonald...named Class AAAAA Defensive Player of the Year, to the All-Decade Team and received All-State first-team unanimous accolades...also selected by the Georgia Sports Writers Association as the state's Class AAAAA Defensive Player of the Year...was a starter on the basketball team and ran the 400-meter dash and the 4x100 relay and long jumped for the Cougars... participated in many community events, including Make-A-Wish Celebrity Server Dinner, Defensive Line Paintball Event to benefit St. Patrick Center, Coach Fisher & Friends Celebrity Softball game, and the All-Community Team Ticket program - Tree House.

## ALEC OGLETREE NFL STATISTICS

### REGULAR SEASON

Year	Team	G/S	Tackles		Asst	Sk	Yds	Interceptions			TD	PD	Fumbles		Yds
			Total	Solo				Int	Yds	Lg			FF	FR	
2013	RAMS	16/16	155	124	31	1.5	8.5	1	98	98t	1	7	6	0	0
2014	RAMS	16/16	169	110	59	0.0	0.0	2	44	44	0	11	5	0	0
2015	RAMS	4/4	55	46	9	2.0	9.0	0	0	0	0	0	0	0	0
<b>Total</b>		<b>36/36</b>	<b>379</b>	<b>280</b>	<b>99</b>	<b>3.5</b>	<b>17.5</b>	<b>3</b>	<b>142</b>	<b>98t</b>	<b>1</b>	<b>18</b>	<b>11</b>	<b>0</b>	<b>0</b>

### SINGLE GAME HIGHS

Total Tackles – 18, at Washington (9/20/15)  
 Solo Tackles – 15, at Washington (9/20/15)  
 Sacks – 2.0, vs. Pittsburgh (9/27/15)  
 Interceptions – 1, many times, last vs. Denver (11/16/14)  
 Passes Defensed – 2, many times, last vs. Arizona (12/11/14)

## ALEC OGLETREE GAME-BY-GAME STATISTICS

### 2015 ST. LOUIS RAMS

Game	W/L	P/S	T	S	A	Sk	Yds	Int	Yds	Lg	TD	PD	FF	FR	Yds
SEA 9/13	W	1/1	11	8	3	0	0.0	0	0	0	0	0	0	0	0
@WAS 9/20	L	1/1	18	15	3	0	0.0	0	0	0	0	0	0	0	0
PIT 9/27	L	1/1	15	12	3	2.0	9.0	0	0	0	0	0	0	0	0
@ARI 10/4	W	1/1	11	11	0	0	0.0	0	0	0	0	0	0	0	0
@GB 10/11	L														
CLE 10/25	W														
SF 11/1	W														
@MIN 11/8	0/0	0/0	0	0	0	0	0.0	0	0	0	0	0	0	0	0
CHI 11/15	0/0	0/0	0	0	0	0	0.0	0	0	0	0	0	0	0	0
@BAL 11/22	0/0	0/0	0	0	0	0	0.0	0	0	0	0	0	0	0	0
@CIN 11/29	0/0	0/0	0	0	0	0	0.0	0	0	0	0	0	0	0	0
ARI 12/6	0/0	0/0	0	0	0	0	0.0	0	0	0	0	0	0	0	0
DET 12/13	0/0	0/0	0	0	0	0	0.0	0	0	0	0	0	0	0	0
TB 12/17	0/0	0/0	0	0	0	0	0.0	0	0	0	0	0	0	0	0
@SEA 12/27	0/0	0/0	0	0	0	0	0.0	0	0	0	0	0	0	0	0
@SF 1/3	0/0	0/0	0	0	0	0	0.0	0	0	0	0	0	0	0	0
<b>Total</b>	<b>4-3</b>	<b>4/4</b>	<b>55</b>	<b>46</b>	<b>9</b>	<b>2.0</b>	<b>9.0</b>	<b>0</b>	<b>0</b>	<b>0</b>	<b>0</b>	<b>0</b>	<b>0</b>	<b>0</b>	<b>0</b>

### 2014 ST. LOUIS RAMS

Game	W/L	P/S	T	S	A	Sk	Yds	Int	Yds	Lg	TD	PD	FF	FR	Yds
MIN 9/7	L	1/1	7	4	3	0.0	5	0	0	0	0	1	0	0	0
@TB 9/14	W	1/1	8	5	3	0.0	0	0	0	0	0	0	0	0	0
DAL 9/21	L	1/1	14	10	4	0.0	0	0	0	0	0	0	0	1	0
PHI 10/5	L	1/1	12	11	1	0.0	0	0	0	0	0	0	0	1	0
SF 10/13	L	1/1	7	7	0	0.0	0	0	0	0	0	0	0	0	0
SEA 10/19	W	1/1	10	6	4	0.0	0	0	0	0	0	0	0	0	0
@KC 10/26	L	1/1	11	5	6	0.0	0	0	0	0	0	0	0	0	0
@SF 11/2	W	1/1	10	4	6	0.0	0	0	0	0	0	0	1	0	0
@ARI 11/9	L	1/1	12	6	6	0.0	0	1	44	44	0	2	1	0	0
DEN 11/16	W	1/1	12	10	2	0.0	0	1	0	0	0	1	0	0	0
@SD 11/23	L	1/1	14	8	6	0.0	0	0	0	0	0	0	0	0	0
OAK 11/30	W	1/1	10	8	2	0.0	0	0	0	0	0	2	1	0	0
@WAS 12/7	W	1/1	7	3	4	0.0	0	0	0	0	0	2	0	0	0
ARI 12/11	L	1/1	11	5	6	0.0	0	0	0	0	0	2	0	0	0
NYG 12/21	L	1/1	13	11	2	0.0	0	0	0	0	0	0	0	0	0
@SEA 12/28	L	1/1	11	7	4	0.0	0	0	0	0	0	0	1	0	0
<b>TOTAL</b>	<b>6-10</b>	<b>16/16</b>	<b>169</b>	<b>110</b>	<b>59</b>	<b>0.0</b>	<b>0</b>	<b>2</b>	<b>44</b>	<b>44</b>	<b>0</b>	<b>11</b>	<b>5</b>	<b>0</b>	<b>0</b>

### 2013 ST. LOUIS RAMS

Game	W/L	P/S	T	S	A	Sk	Yds	Int	Yds	Lg	TD	PD	FF	FR	Yds
ARI 9/8	W	1/1	11	9	2	0.0	0	0	0	0	0	0	1	0	0
@ATL 9/15	L	1/1	9	8	1	0.0	0	0	0	0	2	0	0	0	0
@DAL 9/22	L	1/1	10	7	3	0.0	0	0	0	0	0	0	0	0	0
SF 9/26	L	1/1	11	9	2	0.0	0	0	0	0	0	1	0	0	0
JAC 10/6	W	1/1	7	6	1	0.0	0	0	0	0	1	0	0	0	0
@HOU 10/13	W	1/1	11	10	1	0.0	0	1	98t	98t	1	0	1	0	0
@CAR 10/20	L	1/1	7	6	1	0.0	0	0	0	0	0	0	0	0	0
SEA 10/28	L	1/1	3	2	1	0.0	0	0	0	0	0	0	0	0	0
TEN 11/3	L	1/1	7	6	1	0.0	0	0	0	0	1	0	0	0	0
@IND 11/10	W	1/1	6	5	1	0.0	0	0	0	0	1	0	0	0	0
CHI 11/24	W	1/1	15	10	5	0.0	0	0	0	0	0	0	0	0	0
@SF 12/1	L	1/1	12	9	3	0.0	0	0	0	0	0	1	0	0	0
@ARI 12/8	L	1/1	12	10	2	1.0	7	0	0	0	0	1	0	0	0
NO 12/15	W	1/1	13	10	3	0.0	0	0	0	0	1	0	0	0	0
TB 12/22	W	1/1	10	9	1	0.5	1.5	0	0	0	0	2	0	0	0
@SEA 12/29	L	1/1	11	8	3	0.0	0	0	0	0	1	0	0	0	0
<b>TOTAL</b>	<b>7-9</b>	<b>16/16</b>	<b>155</b>	<b>124</b>	<b>31</b>	<b>1.5</b>	<b>8.5</b>	<b>1</b>	<b>98t</b>	<b>98t</b>	<b>1</b>	<b>7</b>	<b>7</b>	<b>0</b>	<b>0</b>



# 83 | BRIAN QUICK

Position:	Wide Receiver
Ht./Wt.:	6-3/218
Birth Date:	6/5/89
College:	Appalachian State
Hometown:	Columbia, S.C.
Experience:	4th year (4th Rams)
Acquired:	D2A-2012

Career GP/GS (Playoffs): 42/12 (0/0)



**TRANSACTIONS:** Placed on reserve/injured (10/29/14)...selected by St. Louis in the second round (33rd overall) of the 2012 NFL Draft (4/27/12).

**PRO:** Fourth-year pro has played in 42 career games with 12 starts...tallied 29 career catches for 458 yards and four touchdowns in first two seasons.

**2015 SEASON:** **Week 8 vs. San Francisco (11/1):** Tallied one catch for five yards...**Week 7 vs. Cleveland (10/25):** Took the field for half of the team's offensive plays...**Week 5 at Green Bay (10/11):** Made his first catch of the season for 10 yards...**Week 4 at Arizona (10/4):** Made his season debut...**Week 3 vs. Pittsburgh (9/27):** Declared inactive...**Week 2 at Washington (9/20):** Declared inactive...**Week 1 vs. Seattle (9/13):** Declared inactive.

**2014 SEASON:** Started six-of-seven games played before being placed on reserve/injured (10/29)...racked up 25 catches for 375 yards for new season-highs in both categories...**vs. Minnesota (9/7):** Started at wide receiver...caught a team-leading seven passes for 99 yards, setting new personal bests in receptions and receiving yards...**at Tampa Bay (9/14):** Started at wide receiver...led the team in receptions and receiving yards for the second consecutive game...tallied seven receptions for 74 yards...**vs. Dallas (9/21):** Started at wide receiver...notched his first touchdown of the season (fifth career) on a 51-yard reception from QB Austin Davis...marks the longest offensive play of the season for the Rams...**at Philadelphia (10/5):** Started at wide receiver...connected with QB Austin Davis on an 8 yard touchdown reception for his second touchdown of the season...added a 5 yard touchdown reception for his first multi-touchdown game of his career...has surpassed his touchdown totals from '12 and '13 with three touchdowns on the season and seven career...finished the game with a team-leading five receptions for 87 yards...**at Kansas City (10/26):** Started at wide receiver...caught one pass for 10 yards...left the game with an arm injury and did not return.

**2013 SEASON:** Played in 16 games with four starts...caught 18 passes for 302 yards, including a long of 73 yards and two touchdowns...**at Houston (10/13):** Hauled in his first touchdown of the season, a four yard reception, marks the third of his career...**at Carolina (10/20):** Caught two passes for a career high 97 yards, including a long of 73, the team's longest play from scrimmage this season...**at San Francisco (12/1):** Caught three passes for 41 yards, including a long of 29...caught a three-yard touchdown pass...marks his second touchdown of the year, fourth career.

**2012 SEASON:** Caught 11 passes for 156 yards and two touchdowns...**at Detroit (9/9):** Played in his first career game...**vs. Seattle (9/30):** Caught first NFL reception for 19 yards from QB Sam Bradford...**vs. Green Bay (10/21):** Hauled in two receptions for 31 yards, including a season-long 22-yard reception...**vs. New England (10/28):** Caught a career-long 39-yard reception from QB Kellen Clemens...**at San Francisco (11/11):** Earned his first NFL start...hauled in a 36-yard touchdown pass from QB Sam Bradford on the first drive of the game, the catch marked his first career touchdown...**vs. Minnesota (12/16):** Hauled in two receptions for 12 yards, including one four-yard touchdown catch.

**COLLEGE:** Started 36-of-54 games...caught 202 passes for 3,418 yards and 31 touchdowns...holds the school career-record with his 202 catches, topping the previous mark of 200 by DaVon Fowlkes (2001-04), as that total placed fifth on the Southern Conference all-time record chart...his 3,418 receiving yards set another ASU record, as he joined Rick Beasley (3,124; 1978-80) as the only Mountaineers to gain over 3,000 yards receiving for a career...one of only seven Southern Conference performers to reach 3,000 yards, finishing fourth in league annals...established a school record with 31 touchdown catches, breaking the old mark of 25 scoring grabs by Bob Agle (1965-68), as Quick joined Andre Roberts of The Citadel (37; 2006-09) and Terrell Hudgins of Elon (52; 2006-09) as the only conference players to record at least 30 touchdown catches in a career...His 1,096 receiving yards in 2011 rank fourth; 982 yards in 2009 rank sixth and 844 yards in 2010 rank 10th on the ASU season-record chart... Health Promotion major.

**PERSONAL:** Lettered in basketball at Ridge View (Columbia, S.C.) High School before lettering in football as a senior...made the most of his first year of organized football since Little League, coming up with 885 receiving yards and 11 touchdowns as a senior...participated in the prestigious Shrine Bowl of the Carolinas, after earning All-State, All-Region and All-Area gridiron selections, in addition to being named the team's offensive MVP...son of Shirley Quick and Jimmy Duncan...born Brian Rumeal Quick...resides in Columbia, South Carolina...participated in many community events, including the Taste of the NFL, Autism Speaks Family Fun Night, and the All-Community Team Ticket program - Quick's Pack.



# BRIAN QUICK NFL STATISTICS

## REGULAR SEASON

Year	Team	G/S	Receiving				Rushing					
			No	Yds	Avg	Lg	TD	Att	Yds	Avg	Lg	TD
2012	RAMS	15/1	11	156	14.2	39	2	0	0	0	0	0
2013	RAMS	16/5	18	302	16.8	73	2	0	0	0	0	0
2014	RAMS	7/6	25	375	15.0	51t	3	0	0	0	0	0
2015	RAMS	4/0	2	15	7.5	10	0	0	0	0	0	0
<b>TOTALS</b>		<b>42/12</b>	<b>55</b>	<b>838</b>	<b>15.2</b>	<b>73</b>	<b>6</b>	<b>0</b>	<b>0</b>	<b>0</b>	<b>0</b>	<b>0</b>

### SINGLE GAME HIGHS

Receptions- 7, twice, last at Tampa Bay (9/14/14)  
 Reception Yards- 99, vs. Minnesota (9/7/14)  
 Touchdowns- 2, at Philadelphia (10/5/14)  
 Longest Reception- 73, at Carolina (11/24/13)

## BRIAN QUICK GAME-BY-GAME STATISTICS

### 2015 ST. LOUIS RAMS

Game	W/L	P/S	Receiving				Rushing						
			No	Yds	Avg	Lg	TD	Att	Yds	Avg	Lg	TD	
SEA 9/13	W												
@WASH 9/20	L					Inactive							
PIT 9/27	L					Inactive							
@ARIZ 10/4	W	1/0	0	0	0.0	0	0	0	0	0	0	0	0
@GB 10/11	L	1/0	1	10	10.0	10	0	0	0	0	0	0	0
CLE 10/25	W	1/0	0	0	0.0	0	0	0	0	0	0	0	0
SF 11/1	W	1/0	1	5	5.0	5	0	0	0	0	0	0	0
@MINN 11/8	0/0	0/0	0	0	0.0	0	0	0	0	0	0	0	0
CHI 11/15	0/0	0/0	0	0	0.0	0	0	0	0	0	0	0	0
@BAL 11/22	0/0	0/0	0	0	0.0	0	0	0	0	0	0	0	0
@CIN 11/29	0/0	0/0	0	0	0.0	0	0	0	0	0	0	0	0
ARIZ 12/6	0/0	0/0	0	0	0.0	0	0	0	0	0	0	0	0
DET 12/13	0/0	0/0	0	0	0.0	0	0	0	0	0	0	0	0
TB 12/17	0/0	0/0	0	0	0.0	0	0	0	0	0	0	0	0
@SEA 12/27	0/0	0/0	0	0	0.0	0	0	0	0	0	0	0	0
@SF 1/3/16	0/0	0/0	0	0	0.0	0	0	0	0	0	0	0	0
<b>TOTAL</b>	<b>4-3</b>	<b>4/0</b>	<b>2</b>	<b>15</b>	<b>7.5</b>	<b>10</b>	<b>0</b>	<b>0</b>	<b>0</b>	<b>0</b>	<b>0</b>	<b>0</b>	<b>0</b>

### 2014 ST. LOUIS RAMS

Game	W/L	P/S	Receiving				Rushing					
			No	Yds	Avg	Lg	TD	Att	Yds	Avg	Lg	TD
MIN 9/7	L	1/1	7	99	14.1	23	0	0	0	0	0	0
@TB 9/14	W	1/1	7	74	10.6	16	0	0	0	0	0	0
DAL 9/21	L	1/1	2	62	31.0	51	1	0	0	0	0	0
@PHI 10/5	L	1/1	5	87	17.4	43	2	0	0	0	0	0
SF 10/13	L	1/0	1	10	10.0	10	0	0	0	0	0	0
SEA 10/19	W	1/1	2	33	16.5	19	0	0	0	0	0	0
@KC 10/26	L	1/1	1	10	10.0	10	0	0	0	0	0	0
@SF 11/2										Reserve/Injured		
@ARI 11/9										Reserve/Injured		
DEN 11/16										Reserve/Injured		
@SD 11/23										Reserve/Injured		
OAK 11/30										Reserve/Injured		
@WAS 12/7										Reserve/Injured		
ARI 12/11										Reserve/Injured		
NYG 12/21										Reserve/Injured		
@SEA 12/28										Reserve/Injured		
<b>TOTAL</b>	<b>2-5</b>	<b>7/6</b>	<b>25</b>	<b>375</b>	<b>15.0</b>	<b>51t</b>	<b>3</b>	<b>0</b>	<b>0</b>	<b>0.0</b>	<b>0</b>	<b>0</b>

### 2013 ST. LOUIS RAMS

Game	W/L	P/S	Receiving				Rushing					
			No	Yds	Avg	Lg	TD	Att	Yds	Avg	Lg	TD
ARI 9/8	W	1/0	1	16	16.0	16	0	0	0	0	0	0
@ATL 9/15	L	1/0	1	15	15.0	15	0	0	0	0	0	0
@DAL 9/22	L	1/0	1	7	7.0	7	0	0	0	0	0	0
SF 9/26	L	1/0	1	12	12.0	12	0	0	0	0	0	0
JAC 10/6	W	1/0	2	45	22.5	28	0	0	0	0	0	0
@HOU 10/13	W	1/1	1	4	4.0	4t	1	0	0	0	0	0
@CAR 10/20	L	1/1	2	97	48.5	73	0	0	0	0	0	0
SEA 10/28	L	1/0	0	0	0.0	0	0	0	0	0	0	0
TEN 11/3	L	1/0	2	30	15.0	20	0	0	0	0	0	0
@IND 11/10	W	1/1	0	0	0.0	0	0	0	0	0	0	0
CHI 11/24	W	1/0	2	19	9.5	16	0	0	0	0	0	0
@SF 12/1	L	1/0	3	41	13.7	29	1	0	0	0	0	0
@ARI 12/8	L	1/0	0	0	0.0	0	0	0	0	0	0	0
NO 12/15	W	1/0	0	0	0.0	0	0	0	0	0	0	0
TB 12/22	W	1/1	2	16	8.0	9	0	0	0	0	0	0
@SEA 12/29	L	1/0	0	0	0.0	0	0	0	0	0	0	0
<b>TOTAL</b>	<b>7-9</b>	<b>16/4</b>	<b>18</b>	<b>302</b>	<b>16.8</b>	<b>73</b>	<b>2</b>	<b>0</b>	<b>0</b>	<b>0.0</b>	<b>0</b>	<b>0</b>

### 2012 ST. LOUIS RAMS

Game	W/L	P/S	Receiving				Rushing					
			No	Yds	Avg	Lg	TD	Att	Yds	Avg	Lg	TD
@DET 9/9	L	1/0	0	0	0.0	0	0	0	0	0	0	0
WAS 9/16	W	1/0	0	0	0.0	0	0	0	0	0	0	0
@CHI 9/23	L					Inactive						
SEA 9/30	W	1/0	1	19	19.0	19	0	0	0	0	0	0
ARI 10/4	W	1/0	0	0	0.0	0	0	0	0	0	0	0
@MIA 10/14	L	1/0	1	1	1.0	1	0	0	0	0	0	0
GB 10/21	L	1/0	2	31	15.6	22	0	0	0	0	0	0
NE 10/28	L	1/0	1	39	39.0	39	0	0	0	0	0	0
@SF 11/11	T	1/1	1	36t	36.0	36t	1	0	0	0	0	0
NYJ 11/18	L	1/0	1	9	9.0	9	0	0	0	0	0	0
@ARI 11/25	W	1/0	0	0	0.0	0	0	0	0	0	0	0
SF 12/2	W	1/0	1	3	3.0	3	0	0	0	0	0	0
@BUF 12/9	W	1/0	1	6	6.0	6	0	0	0	0	0	0
MIN 12/16	L	1/0	2	12	6.0	8	1	0	0	0	0	0
@TB 12/23	W	1/0	0	0	0.0	0	0	0	0	0	0	0
@SEA 12/30	L	1/0	0	0	0.0	0	0	0	0	0	0	0
<b>TOTALS</b>	<b>7-8-1</b>	<b>15/1</b>	<b>11</b>	<b>156</b>	<b>14.2</b>	<b>39</b>	<b>2</b>	<b>0</b>	<b>0</b>	<b>0.0</b>	<b>0</b>	<b>0</b>



# 94 | ROBERT QUINN

Position:	Defensive End
Ht./Wt.:	6-4/264
Birth Date:	5/18/90
Hometown:	Ladson, S.C.
Experience:	5th year (5th Rams)
Acquired:	D1-2011

Career GP/GS (Playoffs): 70/54 (0/0)



**TRANSACTIONS:** Re-signed with the Rams (9/13/14)...drafted in the first round (14th overall) in the 2011 NFL Draft by the St. Louis Rams.

**PRO:** Fifth-year pro has played in 70 games with 54 starts...named to the 2014 and 2015 Pro Bowls, earned team-captain honor in 2014...also earned First-Team All-Pro honors following the 2013 and 2014 seasons...named Pro Football Writers of America 2013 Defensive Player of the Year...notched 19.0 sacks during 2013 season, second-best in the NFL...2013 sack total set a new franchise record, topping Kevin Carter's 17.0 in 1999...posted career statistics of 178 tackles (113 solo), 45.0 sacks, seven passes defended, 15 forced fumbles and two fumble recoveries.



**2015 SEASON: Week 8 vs. San Francisco (11/1):** Sacked QB Colin Kaepernick for five yards...also tallied two solo tackles and two passes defended...**Week 7 vs. Cleveland (10/25):** Started at defensive end and was credited two quarterback pressures...**Week 5 at Green Bay (10/11):** Sacked QB Aaron Rodgers and made six tackles (five solo)...forced his league-leading third fumble of the season... **Week 4 at Arizona (10/4):** Made two tackles (one solo) and batted down a pass at the line...also had two quarterback pressures and one quarterback hit...**Week 3 vs. Pittsburgh (9/27):** Recorded 1.0 sack for 11 yards and forced a fumble...leads the NFL in forced fumbles since 2013 with 14...also had one solo tackle...**Week 2 at Washington (9/20):** Made five tackles (one solo) and forced a fumble...**Week 1 vs. Seattle (9/13):** Started at defensive end...recorded 2.0 sacks for five yards...also made three tackles (two solo), two quarterback pressures and two hits on the quarterback.

**Most Sacks by a Ram in a Season in Franchise History**

Robert Quinn, 19.0, 2013  
Kevin Carter, 17.0, 1999  
Leonard Little, 14.5, 2001

*\*Since the sack became an official stat in 1982.*

**2014 SEASON:** Nominated to second-consecutive Pro Bowl and First-Team All-Pro honors...garnered 61 tackles (42 solo), 10.5 sacks, and led the team in forced fumbles with seven...marked third consecutive season with at least 10-plus sacks...finished the season with a team-leading 24 quarterback hits and second on the team with 37 quarterback pressures...**vs. Minnesota (9/7):** Tallied two tackles (one solo), two quarterback pressures and four hits on the quarterback...**at Tampa Bay (9/14):** Registered six tackles (four solo)...added two pressures and two hits on the quarterback...**vs. Seattle (10/19):** Recorded his first sack of the season on QB Russell Wilson...also made six tackles (four solo), two quarterback pressures and one hit on the quarterback...**at Kansas City (10/26):** Forced QB Alex Smith to fumble, marked his first forced fumble of the season...also had two sacks on Smith, in back-to-back plays...the last time Quinn posted sacks in back-to-back plays was against Seattle (10/28/13) when he took down QB Russell Wilson two times to end the half...marked his second consecutive game with a sack and first multi-sack game of the year...recorded six tackles (four solo, one quarterback hit and one pressure...**at San Francisco (11/2):** Registered 2.0 sacks on QB Colin Kaepernick...also forced Kaepernick to fumble and it was recovered by DE Eugene Sims, which helped set up the Rams' three-play scoring drive...marked his second consecutive game with 2.0 sacks and third consecutive game with a sack...also had four tackles (three solo)...**at Arizona (11/9):** Started at defensive end...notched a sack on QB Carson Palmer...marked his fourth consecutive game with at least 1.0 sack...also recorded five tackles (three solo), four quarterback pressures and one hit on the quarterback...**at San Diego (11/23):** Had one assisted tackle and a season-high six quarterback pressures...also recorded two hits on the quarterback and one pass defended...**vs. Oakland (11/30):** Recorded 3.0 sacks...marked his only 3.0 sack performance of the season and fifth career game with at least 3.0 sacks...his second sack was paired with a caused fumble, which was recovered by DE Chris Long...added a second forced fumble...also had five solo tackles...**at Washington (12/7):** Split a sack on QB Colt McCoy with LB James Laurinaitis and recorded a solo sack...to push his season total to 10.5 sacks this season and 45.0 for his career...notched three tackles (two solo), one pass defended and two forced fumbles...**vs. New York Giants (12/21):** Notched five tackles (four solo), two quarterback pressures and one hit on the quarterback.

**2013 SEASON:** Started 16 games...tallied 57 tackles (41 solo), 19.0 sacks, seven forced fumbles, two fumble recoveries...named 2014 Pro Bowl captain, also eaned First-Team All-Pro honors and Pro Football Writers of America Defensive Player of the Year...tallied five multi-sack games, including three contests in which he recorded 3.0 sacks...voted by teammates as the Daniel F. Reeves Award recipient, Rams' team award for most valuable player...**vs. Arizona (9/8):** Put together an defensive performance featuring 3.0 sacks, tying his single game record...also forced two fumbles...added two assisted tackles in season opener...named defensive player of the week...**at Atlanta (9/15):** Recorded five solo tackles, including three for loss...added 1.0 sack, his sec-



and consecutive game with a sack...**vs. San Francisco (9/26)**: Recorded two tackles (one solo)...added 1.0 sack...**at Houston (10/13)**: Tallied 1.0 sack, bringing his season total to 6.0...also forced one fumble...**at Carolina (10/20)**: Recorded 1.0 sack for a season total of 7.0...added five tackles (four solo)...**vs. Seattle (10/28)**: Notched 3.0 sacks for a season total of 10.0...added three tackles (one solo)...**at Indianapolis (11/10)**: Sacked Colts QB Andrew Luck twice for a total loss of 24 yards and a season total of 12.0 sacks...forced Luck to fumble, was recovered by DE Chris Long and returned 45 yards for a score...added two tackles (one solo)...**vs. Chicago (11/24)**: Sacked Bears QB

### NFC Special Teams Player of Week 8

Josh McCown, stripped the ball and returned the fumble 31 yards for a touchdown...marks first career touchdown...added five tackles (three solo) and seven quarterback pressures...**vs. New Orleans (12/15)**: Notched 2.0 sacks for a season total of 15.0...continues to lead the NFC in sacks...forced QB Drew Brees to fumble early in the second quarter...stripped Brees of the ball a second time and recovered the fumble...gives him an NFL-leading eight forced fumbles...marks his second fumble recovery of the season...added six tackles (four solo), including one for loss...tallied four quarterback pressures and three hits on Brees, including one that altered the pass and led to a T.J. McDonald interception in the first quarter...**vs. Tampa Bay (12/22)**: Recorded 3.0 sacks for a season total of 18.0...set a franchise record for most sacks in a single season surpassing Kevin Carter's 1999 record of 17.0...leads the NFL in sacks...marks his third game with 3.0 sacks this season...added three solo tackles, including one for loss...tallied two quarterback hits and one pressure on Tampa Bay's Mike Glennon...**at Seattle (12/29)**: Notched 1.0 sack for a season total of 19.0...added four tackles, including three for loss.

**2012 SEASON**: Finished second NFL season with 10.5 sacks, second among Rams...also second among Rams with 25 quarterback pressures and 17 quarterback hits...had 40 total tackles...**at Detroit (9/9)**: Recorded one sack for a loss of nine yards, marking the Rams' first sack of the season and the sixth of his career...tallied four tackles (three solo)...**vs. Washington (9/16)**: Posted one sack for a loss of nine yards, marking his second consecutive game with at least one sack...leads the Rams in sacks with two...added five tackles (three solo)...**vs. Seattle (9/30)**: Notched his third sack of the season after taking down QB Russell Wilson on a third down play in the fourth quarter for an 8-yard loss...led the Rams in sacks...added two solo tackles...**vs. Arizona (10/4)**: Posted a new career high in single-game sacks with three for a combined loss of 19 yards...forced a fumble in the fourth quarter to seal the Rams' 17-3 win, marking the Rams' first forced fumble of the season and the second of his career...finished first on the defensive line in tackles with six (two solo) and added one pass defensed...**vs. Green Bay (10/21)**: Started at right defensive end...sacked Packers' QB Aaron Rodgers for a four yard loss in Green Bay's opening drive, marked his seventh sack of the season and 12th career...also recorded one assisted tackle...**at San Francisco (11/11)**: Started at right defensive end...led the team with 1.5 sacks alongside rookie defensive tackle Michael Brockers...**at Buffalo (12/9)**: Started at right defensive end...recorded two tackles (one solo)...logged one sack for a loss of nine after taking down QB Ryan Fitzpatrick on the Bills' final drive of the game...**at Seattle (12/30)**: Started at right defensive end...pushed his season sack total to 10.5 after bringing down Seattle QB Russell Wilson for a loss of two yards...with the sack, he and fellow defensive lineman Chris Long became the first pair of Rams to record double-digit sack numbers in a single season since Grant Wistrom and Kevin Carter generated 11 and 10 sacks, respectively, in 2000...also recorded two assisted tackles.

**2011 SEASON**: Tallied five sacks in rookie campaign...also made 20 tackles (nine solo)...**at New York Giants (9/19)**: Made his NFL debut, seeing action on defense and special teams...sacked Giant's QB Eli Manning for a loss of eight yards...recorded two tackles (one solo)...**vs. New Orleans (10/30)**: Played on defense and special teams...blocked a Thomas Morstead punt to give St. Louis the ball at the New Orleans 15-yard line and set up a touchdown run by Steven Jackson two plays later...also recorded second sack of the season...made one solo tackle on defense and caused one fumble...**at Arizona (11/6)**: Played on defense and special teams...tallied his third sack of the season when he dropped QB John Skelton for a loss of nine yards...second consecutive game with a sack...**vs. Seattle (11/20)**: Saw action on defense and special teams...recorded his fourth sack of the season when he dropped QB Tarvaris Jackson...also partially deflected a punt in the first quarter...**vs. Arizona (11/27)**: Saw action on defense and special teams...notched his fifth sack of the season...marked back-to-back games with at least one sack for the second time of the season...**vs. Cincinnati (12/18)**: Made his first NFL start at right defensive end...partially blocked a punt in the second quarter that traveled just 21 yards...marked the third time this season he has deflected or blocked a punt.

**PERSONAL**: Attended Fort Dorchester High School (Ladson, S.C.)...senior season was shortened, but had 54 tackles with five sacks, 10 TFL and 21 quarterback hurries before surgery...member of South Carolina's Shrine Bowl team and the U.S. Army All-American Game...All-American choice by SuperPrep and Tom Lemming...member of the Atlanta Journal-Constitution Super Southern 100...ranked the seventh-best player in South Carolina by SuperPrep...rated the 11th-best defensive end in the country by ESPN.com...rated a four-star prospect by Rivals.com, as that recruiting service listed him as the 18th-best strong-side defensive end in the country, and the 10th-best recruit in the state of South Carolina...given a four-star rating by Scout.com, who ranked him as the 19th-best defensive end in the country...three-time defending state heavyweight champion for the Fort Dorchester wrestling squad...son of Maria and James Quinn...nickname is "El Roy"...participated in many community events, including Rob Quinn's Pro's Strike for Africa Bowling Event, Make-A-Wish Celebrity Server Dinner, Urban League Turkey Distribution, Ronald McDonald House Charities and Big Plays Little Wishes to benefit Big Brothers Big Sisters.

# ROBERT QUINN NFL STATISTICS

Year	Team	Tackles		Interceptions				Fumbles			PD	FF	FR	Yds	
		G/S	Total	Solo	Asst	Sk	Yds	Int	Yds	Lg					TD
2011	RAMS	15/1	20	9	11	5.0	35	0	0	0	0	2	0	0	0
2012	RAMS	16/14	40	21	19	10.5	61	0	0	0	0	1	1	0	0
2013	RAMS	16/16	57	41	16	19.0	145	0	0	0	0	7	2	33	0
2014	RAMS	16/16	61	42	19	10.5	73	0	0	0	0	4	5	0	0
2015	RAMS	7/7	19	12	7	5.0	23	0	0	0	0	3	3	0	0
<b>Total</b>		<b>70/54</b>	<b>197</b>	<b>125</b>	<b>72</b>	<b>50.0</b>	<b>337</b>	<b>0</b>	<b>0</b>	<b>0</b>	<b>0</b>	<b>10</b>	<b>16</b>	<b>2</b>	<b>33</b>

**SINGLE GAME HIGHS**  
 Total Tackles – 6, many times, last at Green Bay (10/11/15)  
 Solo Tackles – 5, four times, last at Green Bay (10/11/15)  
 Sacks – 3.0, many times, last vs. Oakland (11/30/14)

# ROBERT QUINN GAME-BY-GAME STATISTICS

2015 ST. LOUIS RAMS															
Game	W/L	P/S	T	S	A	Sk	Yds	Int	Yds	Lg	TD	PD	FF	FR	Yds
SEA 9/13	W	1/1	3	2	1	2.0	5	0	0	0	0	0	0	0	0
@WASH 9/20	L	1/1	5	1	4	0.0	0	0	0	0	0	0	1	0	0
PIT 9/27	L	1/1	1	1	0	1.0	11	0	0	0	0	0	1	0	0
@ARIZ 10/4	W	1/1	2	1	1	0.0	0	0	0	0	1	0	0	0	0
@GB 10/11	L	1/1	6	5	1	1.0	2	0	0	0	0	0	1	1	0
CLE 10/25	W	1/1	0	0	0	0.0	0	0	0	0	0	0	0	0	0
SF 11/1	W	1/1	2	2	0	1.0	5	0	0	0	2	0	0	0	0
@MINN 11/8	0/0	0/0	0	0	0	0.0	0	0	0	0	0	0	0	0	0
CHI 11/15	0/0	0/0	0	0	0	0.0	0	0	0	0	0	0	0	0	0
@BAL 11/22	0/0	0/0	0	0	0	0.0	0	0	0	0	0	0	0	0	0
@CIN 11/29	0/0	0/0	0	0	0	0.0	0	0	0	0	0	0	0	0	0
ARIZ 12/6	0/0	0/0	0	0	0	0.0	0	0	0	0	0	0	0	0	0
DET 12/13	0/0	0/0	0	0	0	0.0	0	0	0	0	0	0	0	0	0
TB 12/17	0/0	0/0	0	0	0	0.0	0	0	0	0	0	0	0	0	0
@SEA 12/27	0/0	0/0	0	0	0	0.0	0	0	0	0	0	0	0	0	0
@SF 1/3/16	0/0	0/0	0	0	0	0.0	0	0	0	0	0	0	0	0	0
<b>TOTAL</b>	<b>4-3</b>	<b>7/7</b>	<b>19</b>	<b>12</b>	<b>7</b>	<b>5.0</b>	<b>23</b>	<b>0</b>	<b>0</b>	<b>0</b>	<b>3</b>	<b>3</b>	<b>0</b>	<b>0</b>	<b>0</b>

2014 ST. LOUIS RAMS															
Game	W/L	P/S	T	S	A	Sk	Yds	Int	Yds	Lg	TD	PD	FF	FR	Yds
MIN 9/7	L	1/1	2	1	1	0.0	0	0	0	0	0	0	0	0	0
@TB 9/14	W	1/1	6	4	2	0.0	0	0	0	0	0	0	0	0	0
DAL 9/21	L	1/1	4	3	1	0.0	0	0	0	0	0	0	0	0	0
@PHI 10/5	L	1/1	3	3	0	0.0	0	0	0	0	0	0	0	0	0
SF 10/13	L	1/1	6	4	2	0.0	0	0	0	0	0	0	0	0	0
SEA 10/19	W	1/1	6	4	2	1.0	7.0	0	0	0	0	0	0	0	0
@KC 10/26	L	1/1	6	4	2	2.0	8.0	0	0	0	0	0	0	1	0
@SF 11/2	W	1/1	4	3	1	1.0	18	0	0	0	0	0	0	1	0
@ARI 11/9	L	1/1	5	3	2	1.0	4	0	0	0	0	0	0	0	0
DEN 11/16	W	1/1	1	0	1	0.0	0	0	0	0	0	2	0	0	0
@SD 11/23	L	1/1	1	0	1	0.0	0	0	0	0	0	1	0	0	0
OAK 11/30	W	1/1	5	5	0	3.0	24.0	0	0	0	0	0	0	2	0
@WAS 12/7	W	1/1	3	2	1	1.5	12.0	0	0	0	0	1	1	0	0
ARI 12/11	L	1/1	3	1	2	0.0	0	0	0	0	0	0	0	0	0
NYG 12/21	L	1/1	5	4	1	0.0	0	0	0	0	0	0	0	0	0
@SEA 12/28	L	1/1	1	1	0	0.0	0	0	0	0	0	0	0	0	0
<b>TOTAL</b>	<b>6-10</b>	<b>16/16</b>	<b>61</b>	<b>42</b>	<b>19</b>	<b>10.5</b>	<b>73.0</b>	<b>0</b>	<b>0</b>	<b>0</b>	<b>4</b>	<b>5</b>	<b>0</b>	<b>0</b>	<b>0</b>

2013 ST. LOUIS RAMS															
Game	W/L	P/S	T	S	A	Sk	Yds	Int	Yds	Lg	TD	PD	FF	FR	Yds
ARI 9/8	W	1/1	2	0	2	3.0	17	0	0	0	0	2	0	0	0
@ATL 9/15	L	1/1	5	5	0	1.0	10	0	0	0	0	0	0	0	0
@DAL 9/22	L	1/1	4	2	2	0.0	0	0	0	0	0	1	0	0	0
SF 9/26	L	1/1	2	1	1	1.0	8	0	0	0	0	0	0	0	0
JAC 10/6	W	1/1	3	2	1	0.0	0	0	0	0	0	0	0	0	0
@HOU 10/13	W	1/1	0	0	0	1.0	7	0	0	0	0	1	0	0	0
@CAR 10/20	L	1/1	5	4	1	1.0	11	0	0	0	0	0	0	0	0
SEA 10/28	L	1/1	3	1	2	3.0	21	0	0	0	0	0	0	0	0
TEN 11/3	L	1/1	6	5	1	0.0	0	0	0	0	0	0	0	0	0
@IND 11/10	W	1/1	1	1	0	2.0	24	0	0	0	0	1	0	0	0
CHI 11/24	W	1/1	5	3	2	1.0	8	0	0	0	0	1	1	31t	0
@SF 12/1	L	1/1	3	2	1	0.0	0	0	0	0	0	0	0	0	0
@ARI 12/8	L	1/1	5	5	0	0.0	0	0	0	0	0	0	0	0	0
NO 12/15	W	1/1	6	4	2	2.0	16	0	0	0	0	1	1	2	0
TB 12/22	W	1/1	3	3	0	3.0	20	0	0	0	0	0	0	0	0
@SEA 12/29	L	1/1	4	3	1	1.0	3	0	0	0	0	0	0	0	0
<b>TOTAL</b>	<b>7-9</b>	<b>16/16</b>	<b>57</b>	<b>41</b>	<b>16</b>	<b>19.0</b>	<b>145</b>	<b>0</b>	<b>0</b>	<b>0</b>	<b>0</b>	<b>7</b>	<b>2</b>	<b>33</b>	<b>0</b>

2012 ST. LOUIS RAMS															
Game	W/L	P/S	T	S	A	Sk	Yds	Int	Yds	Lg	TD	PD	FF	FR	Yds
@DET 9/9	L	1/1	4	3	1	1.0	9	0	0	0	0	0	0	0	0
WAS 9/16	W	1/1	5	3	2	1.0	9	0	0	0	0	0	0	0	0
@CHI 9/23	L	1/1	3	2	1	0.0	0	0	0	0	0	0	0	0	0
SEA 9/30	W	1/1	2	2	0	1.0	8	0	0	0	0	0	0	0	0
ARI 10/4	W	1/1	6	2	4	3.0	19	0	0	0	0	1	1	0	0
@MIA 10/14	L	1/1	1	0	1	0.0	0	0	0	0	0	0	0	0	0
GB 10/21	L	1/1	1	0	1	1.0	4	0	0	0	0	0	0	0	0
NE 10/28	L	1/1	3	3	0	0.0	0	0	0	0	0	0	0	0	0
@SF 11/11	T	1/1	0	0	0	1.5	1	0	0	0	0	0	0	0	0
NYJ 11/18	L	1/1	4	2	2	0.0	0	0	0	0	0	0	0	0	0
@ARI 11/25	W	1/1	0	0	0	0.0	0	0	0	0	0	0	0	0	0
SF 12/2	W	1/0	0	0	0	0.0	0	0	0	0	0	0	0	0	0
@BUF 12/9	W	1/1	2	1	1	1.0	9	0	0	0	0	0	0	0	0
MIN 12/16	L	1/0	3	1	2	0.0	0	0	0	0	0	0	0	0	0
@TB 12/23	W	1/1	4	2	2	0.0	0	0	0	0	0	0	0	0	0
@SEA 12/30	L	1/1	2	0	2	1.0	2	0	0	0	0	0	0	0	0
<b>TOTALS</b>	<b>7-8-1</b>	<b>16/14</b>	<b>40</b>	<b>21</b>	<b>19</b>	<b>10.5</b>	<b>61</b>	<b>0</b>	<b>0</b>	<b>0</b>	<b>0</b>	<b>1</b>	<b>1</b>	<b>0</b>	<b>0</b>

2011 ST. LOUIS RAMS															
Game	W/L	P/S	T	S	A	Sk	Yds	Int	Yds	Lg	TD	PD	FF	FR	Yds
PHI 9/11	L														
@NYG 9/19	L	1/0	2	1	1	1.0	8.0	0	0	0	0	0	0	0	0
BAL 9/25	L	1/0	0	0	0	0.0	0.0	0	0	0	0	0	0	0	0
WAS 10/2	L	1/0	1	0	1	0.0	0.0	0	0	0	0	0	0	0	0
@GB 10/16	L	1/0	1	1	0	0.0	0.0	0	0	0	0	0	0	0	0
@DAL 10/23	L	1/0	0	0	0	0.0	0.0	0	0	0	0	0	0	0	0
NO 10/30	W	1/0	1	1	0	1.0	9.0	0	0	0	0	0	0	0	0
@ARI 11/6	L	1/0	2	1	1	1.0	9.0	0	0	0	0	0	0	0	0
@CLE 11/13	W	1/0	1	0	1	0.0	0.0	0	0	0	0	0	0	0	0
SEA 11/20	L	1/0	4	3	1	1.0	9.0	0	0	0	0	0	0	0	0
ARI 11/27	L	1/0	0	0	0	1.0	0.0	0	0	0	0	0	0	0	0
@SF 12/4	L	1/0	0	0	0	0.0	0.0	0	0	0	0	0	0	0	0
@SEA 12/12	L	1/0	1	0	1	0.0	0.0	0	0	0	0	1	0	0	0
CIN 12/18	L	1/1	1	1	0	0.0	0.0	0	0	0	0	1	0	0	0
@PIT 12/24	L	1/0	4	1	3	0.0	0.0	0	0	0	0	0	0	0	0
SF 1/1/11	L	1/0	2	0	2	0.0	0.0	0	0	0	0	0	0	0	0
<b>TOTALS</b>	<b>2-14</b>	<b>15/1</b>	<b>20</b>	<b>9</b>	<b>11</b>	<b>5.0</b>	<b>35.0</b>	<b>0</b>	<b>0</b>	<b>0</b>	<b>2</b>	<b>0</b>	<b>0</b>	<b>0</b>	<b>0</b>



# 34 | CHASE REYNOLDS

Position:	Running Back
Ht./Wt.:	6-0/205
Birth Date:	6/5/89
College:	Montana
Hometown:	Drummond, Mont.
Experience:	3rd year (3rd Rams)
Acquired:	FA-2012

Career GP/GS (Playoffs): 34/0 (0/0)



**TRANSACTIONS:** Signed a future/reserve contract with St. Louis (1/2/12)...spent time on the Rams practice squad during the 2011 and 2012 seasons...signed by St. Louis (8/18/11)...released by the Seattle Seahawks (8/14/11)...signed by Seattle as an unrestricted free agent (8/2/11).

**PRO:** Played in 34 career games...a key special teams contributor has registered 25 tackles in two seasons.

**2015 SEASON: Week 8 vs. San Francisco (11/1):** Saw action on special teams and made one tackle...**Week 7 vs. Cleveland (10/25):** Saw action on special teams...**Week 5 at Green Bay (10/11):** Saw action on special teams...**Week 4 at Arizona (10/4):** Declared inactive...**Week 3 vs. Pittsburgh (9/27):** Declared inactive...**Week 2 at Washington (9/20):** Declared inactive...**Week 1 vs. Seattle (9/13):** Saw action on special teams.

**2014 SEASON:** Played in 15 games...finished the season with a team-leading 19 special teams tackles...recorded two special teams tackles in seven games (at Seattle, at Arizona, at San Francisco, vs. Seattle, vs. Dallas, at Tampa Bay, vs. Minnesota).

**2013 SEASON:** Played in 16 games...saw most action on special teams...tallied six special teams tackles... **vs Arizona (9/8):** Saw first NFL action on special teams...**at Atlanta (9/15):** Saw action on special teams...recorded one tackle.

**COLLEGE:** Led the Big Sky conference at Montana with seven 100-yard rushing games, including a career-high 241 yards (the second most in single-game history) against Weber State...set a school record with 321 rushing attempts...accumulated 144 points, breaking the record of 138 that he had set the previous season... also set a Grizzly record by scoring 24 total touchdowns, surpassing the mark of 23 he had set the year before...was a first team All-Big Sky selection...in 2009, rushed for 1,501 yards, and scored 22 rushing touchdowns, tying his record from 2008 season.

**PERSONAL:** Married to Mrs. Montana 2011, Kila Reynolds...the couple has three children, son Talen, and daughters Peyton and Tenley...participated in many community events, including Make-A-Wish Celebrity Server Dinner, American Cancer Society Crucial Catch Survivor Reception Host, Motion for Kids Holiday Party, and the Jack & J.T. Snow Research Foundation Easter Egg Hunt...also coaches football, basketball and baseball for the Mid Rivers Eagles, a part of the St. Peter's Athletic Association.



# 71 | GARRETT REYNOLDS

Position:	Guard
Ht./Wt.:	6-7/305
Birth Date:	7/1/87
College:	North Carolina
Hometown:	Knoxville, Tenn.
Experience:	7th year (1st Rams)
Acquired:	UFA(DET)-2015

Career GP/GS (Playoffs): 59/29 (2/0)



**TRANSACTIONS:** Signed a free agent contract with the Rams (3/18/15)...re-signed by the Lions as a free agent on (9/10/14)...released by the Lions (8/30/14)...signed by the Detroit Lions as a free agent (7/17/14)...released by the Falcons (2/18/14)...re-signed by the Falcons (3/9/13)...originally drafted by the Atlanta Falcons in the fifth round (156th overall) of the 2009 NFL Draft.

**PRO:** Veteran tackle who brings experience, size and strength to the offensive line...has started 29 of 59 career games played.

**2015 SEASON: Week 8 vs. San Francisco (11/1):** Started at left guard...opened up holes to gain 197 rushing yards...**Week 7 vs. Cleveland (10/25):** Made his first start for the Rams at right guard...helped block for RB Todd Gurley who ran for 128 yards...**Week 5 at Green Bay (10/11):** Saw action on offense and special teams...played on 73 percent of the offensive snaps, filling in for Rodger Saffold who was injured during the game...**Week 4 at Arizona (10/4):** Saw action on special teams...**Week 3 vs. Pittsburgh (9/27):** Saw action on special teams...**Week 2 at Washington (9/20):** Saw action on special teams...**Week 1 vs. Seattle (9/13):** Saw action at guard and on special teams.

**2014 SEASON:** Originally signed by the Lions during training camp before rejoining the team in Week 2...at Carolina (9/14): Started at right tackle in place of injured T LaAdrian Waddle and T Corey Hilliard...provided key depth along the entire offensive line with his ability to fill in at guard when needed...started four games at right tackle: at Carolina (9/14), vs. Green Bay (9/21), at New York Jets (9/28) and at Atlanta (10/26)...saw action at the back-up tackle position at Green Bay (12/28)...**NFC Wild Card game at Dallas (1/4):** Blocked for Lions QB Matthew Stafford as he threw for 323 yards, as he filled in for injured G Travis Swanson.

**2013 SEASON:** Started 10 games for the Atlanta Falcons at guard and played in 15 on the season.

**2012 SEASON:** Began the season in a starting role along the Falcons' offensive line...**vs. Carolina (9/30):** Blocked for RB Michael Turner as he set a franchise record with his 26th 100-yard game against...was placed on Reserve/Injured after seven games.

**2011 SEASON:** Earned a starting role for the Falcons and played all 16 regular-season games...**at Seattle (10/2):** Starting member of the offensive line that did not allow a sack on 42 pass attempts...**vs. Washington (10/7):** Key cog of the offensive line that helped Falcons produce a record-setting 28 first downs.

**2010 SEASON:** Was inactive for the season as a member of the Falcons.

**2009 SEASON:** Played five games for the Falcons as a rookie.

**COLLEGE:** Starter for three years on both the offensive and defensive lines while attending North Carolina...selected as First-Team All-ACC by the ACC Sports Journal and Second-Team All-ACC by the Associated Press...placed on the 2008 Lombardi Award Watch List.

**PERSONAL:** Attended Carter High School in Tennessee, where he is the only student athlete ever to make it to the NFL...nephew of former 49ers and Rams guard, Jack "Hacksaw" Reynolds.

**REYNOLDS' Games Played-Starts:** RAMS 2015 (7/2), Lions: 2014 (10/4), 2014 Postseason (1/0), Falcons: 2013 (15/10), 2012 (7/6), 2011 (16/7), 2011 Postseason (1/0), 2009 (4/0). **TOTALS: (59/29).**





# 65 | DEMETRIUS RHANEY

Position:	Offensive Lineman
Ht./Wt.:	6-2/301
Birth Date:	6/22/92
College:	Tennessee State
Hometown:	Ft. Lauderdale, Fla.
Experience:	2nd year (2nd Rams)
Acquired:	D7D-2014

Career GP/GS (Playoffs): 7/0 (0/0)



**TRANSACTIONS:** Placed on reserve/injured (8/26/14)...selected by the Rams in the seventh round (250th overall) of the 2014 NFL Draft (5/10/14).

**2015 SEASON:** **Week 8 vs. San Francisco (11/1):** Saw action on special teams...**Week 7 vs. Cleveland (10/25):** Saw action on special teams...**Week 5 at Green Bay (10/11):** Made an appearance on special teams and played one snap on offense...**Week 4 at Arizona (10/4):** Saw action on special teams...**Week 3 vs. Pittsburgh (9/27):** Played on offense and special teams... took two snaps at center...**Week 2 at Washington (9/20):** Saw action on special teams...**Week 1 vs. Seattle (9/13):** Made his NFL debut and saw action on special teams.

**2014 SEASON:** Placed on Rams' reserve/injured list (8/6).

**COLLEGE:** Started 22 games for the Big Blue after transferring from Ellsworth Community College...impressed in the bench press, recording 24 reps and also hopped 29 inches in the vertical jump...at close to 300 pounds, he excelled at the TSU Pro Day as he clocked a 4.89 in the 40-yard dash and a shuttle time of 4.72...played in all 12 games in 2013, starting 11 at center...part of a frontline duo that helped earn an at-large berth to the FCS Playoffs and blocked for Tim Broughton who rushed for 1,146 yards (25th-most nationally) and six touchdowns...also protected a quarterback duo that combined for 26 passes touchdowns and only four interceptions...competed two seasons for Coach Mike Virden at Ellsworth CC and was named All-Region as a freshman...ranked as the No. 9 offensive guard in the country by 247Sports...named to the Midwest Football All-Conference team as a sophomore...garnered interest from several schools including Minnesota, USF and Kansas...offered by Delaware State, Alabama State, Texas Southern, Eastern Illinois and Bowling Green.

**PERSONAL:** Played football at Academy High in Coral Springs, Fla., before moving to Stranahan High to play for Joe Redmond...won the shot put event at the Florida High School 3A District 15 championships...son of Ronnie Rhaney...enjoys fishing...his parents and grandparents inspired him to play football...plays the game with a chip on his shoulder following the loss of his mother and grandmother...obtained his associate's degree from Ellsworth Community College...participated in many community events, including the 6th Annual Playground Build at Marygrove, St. Louis Rams Training Academy Youth Camp and the United Way Kickoff for Charity Luncheon.

**RHANEY'S Games Played-Starts:** RAMS: 2015 (7/0).





# 47 | MARCUS ROBERSON

**Position:** Cornerback  
**Ht./Wt.:** 6-0/190  
**Birth Date:** 10/4/92  
**College:** Florida  
**Hometown:** Fort Lauderdale, Fla.  
**Experience:** 2nd year (2nd Rams)  
**Acquired:** FA-2014

**Career GP/GS (Playoffs):** 16/3 (0/0)



**TRANSACTIONS:** Signed with the Rams as an undrafted rookie free agent (5/12/14).

**2015 SEASON: Week 8 vs. San Francisco (11/1):** Saw action on defense and special teams and made one tackle on defense...  
**Week 7 vs. Cleveland (10/25):** Saw action on defense and special teams...Made one tackle on defense...**Week 5 at Green Bay (10/11):** Saw action on special teams...**Week 4 at Arizona (10/4):** Saw action on special teams...**Week 3 vs. Pittsburgh (9/27):** Saw action on special teams...**Week 2 at Washington (9/20):** Made first start of the season at corner back...**Week 1 vs. Seattle (9/13):** Saw action on special teams and defense...saw extended action at corner for an injured Trumaine Johnson...made five solo tackles and had one pass deflection...made one tackle on special teams.

**2014 SEASON:** Played in nine games with two starts...registered 12 tackles (eight solo) and one interception...**vs. Minnesota (9/7):** Played in first NFL game...saw action on special teams...**vs. Seattle (10/19):** Saw action on defense and special teams...made one solo tackle on defense...**at Kansas City (10/26):** Made his first NFL start in place of an injured CB Janoris Jenkins...tallied six tackles (five solo)...**at Seattle (12/28):** Saw extended action at corner for an injured E.J. Gaines... nabbed his first NFL interception off QB Russell Wilson and returned it 18 yards...notched five tackles (two solo).

**COLLEGE:** Played in 30 games and made 18 starts at cornerback...totaled 56 tackles and broke up 17 passes with three interceptions...played in seven games with four starts as a senior while battling injuries...was named second team all-SEC in 2012 after finishing second in the SEC with 14 passes defended.

**PERSONAL:** coming out of high school, was ranked the No. 2 cornerback in the nation, according to Rivals.com...helped lead St. Thomas Aquinas to a 15-0 record, a 5A state championship and the No. 3 national ranking in the USA Today Super 25...participated in many community events, including the 6th Annual Playground Build at Marygrove, St. Louis Rams Training Academy Youth Camp and the United Way Kickoff for Charity Luncheon.

## MARCUS ROBERSON NFL STATISTICS


REGULAR SEASON																
Year	Team	Tackles			Asst	Sk	Yds	Interceptions			TD	PD	Fumbles			Yds
		G/S	Total	Solo				Int	Yds	Lg			FF	FR	Yds	
2014	RAMS	9/2	12	8	4	0	0	1	18	18	0	0	0	0	0	
2015	RAMS	7/1	7	5	2	0	0	0	0	0	0	1	0	0	0	
<b>Total</b>		<b>16/3</b>	<b>19</b>	<b>13</b>	<b>6</b>	<b>0</b>	<b>0</b>	<b>1</b>	<b>18</b>	<b>18</b>	<b>0</b>	<b>1</b>	<b>0</b>	<b>0</b>	<b>0</b>	

**ADDITIONAL CAREER STATISTICS:** Special Teams Tackles: 2014 (1).

## MARCUS ROBERSON GAME-BY-GAME STATISTICS

2015 ST. LOUIS RAMS															
Game	W/L	P/S	T	S	A	Sk	Yds	Int	Yds	Lg	TD	PD	FF	FR	Yds
SEA 9/13	W	1/0	5	5	0	0.0	0.0	0	0	0	0	1	0	0	0
@WASH 9/20	L	1/1	0	0	0	0.0	0.0	0	0	0	0	0	0	0	0
PIT 9/27	L	1/0	0	0	0	0.0	0.0	0	0	0	0	0	0	0	0
@ARIZ 10/4	W	1/0	0	0	0	0.0	0.0	0	0	0	0	0	0	0	0
@GB 10/11	L	1/0	0	0	0	0.0	0.0	0	0	0	0	0	0	0	0
CLE 10/25	W	1/0	1	0	1	0.0	0.0	0	0	0	0	0	0	0	0
SF 11/1	W	1/0	1	0	1	0.0	0.0	0	0	0	0	0	0	0	0
@MINN 11/8	0/0	0/0	0	0	0	0.0	0.0	0	0	0	0	0	0	0	0
CHI 11/15	0/0	0/0	0	0	0	0.0	0.0	0	0	0	0	0	0	0	0
@BAL 11/22	0/0	0/0	0	0	0	0.0	0.0	0	0	0	0	0	0	0	0
@CIN 11/29	0/0	0/0	0	0	0	0.0	0.0	0	0	0	0	0	0	0	0
ARIZ 12/6	0/0	0/0	0	0	0	0.0	0.0	0	0	0	0	0	0	0	0
DET 12/13	0/0	0/0	0	0	0	0.0	0.0	0	0	0	0	0	0	0	0
TB 12/17	0/0	0/0	0	0	0	0.0	0.0	0	0	0	0	0	0	0	0
@SEA 12/27	0/0	0/0	0	0	0	0.0	0.0	0	0	0	0	0	0	0	0
@SF 1/3/16	0/0	0/0	0	0	0	0.0	0.0	0	0	0	0	0	0	0	0
<b>TOTAL</b>	<b>4-3</b>	<b>7/1</b>	<b>7</b>	<b>5</b>	<b>2</b>	<b>0.0</b>	<b>0.0</b>	<b>0</b>	<b>0</b>	<b>0</b>	<b>0</b>	<b>1</b>	<b>0</b>	<b>0</b>	<b>0</b>

2014 ST. LOUIS RAMS															
Game	W/L	P/S	T	S	A	Sk	Yds	Int	Yds	Lg	TD	PD	FF	FR	Yds
MIN 9/7	L	1/0	0	0	0	0.0	0.0	0	0	0	0	0	0	0	0
@TB 9/14	W	1/0	0	0	0	0.0	0.0	0	0	0	0	0	0	0	0
DAL 9/21	L	1/0	0	0	0	0.0	0.0	0	0	0	0	0	0	0	0
PHI 10/5	L	1/0	0	0	0	0.0	0.0	0	0	0	0	0	0	0	0
SF 10/13	L	1/0	0	0	0	0.0	0.0	0	0	0	0	0	0	0	0
SEA 10/19	W	1/0	1	1	0	0.0	0.0	0	0	0	0	0	0	0	0
@KC 10/26	L	1/1	6	5	1	0.0	0.0	0	0	0	0	0	0	0	0
@SF 11/2	W	1/1	0	0	0	0.0	0.0	0	0	0	0	0	0	0	0
@ARI 11/9	L												Inactive		
DEN 11/16	W												Inactive		
@SD 11/23	L												Inactive		
OAK 11/30	W												Inactive		
@WAS 12/7	W												Inactive		
ARI 12/11	L												Inactive		
NYG 12/21	L												Inactive		
@SEA 12/28	L	1/0	5	2	3	0.0	0.0	1	18	18	0	0	0	0	0
<b>TOTAL</b>	<b>6-10</b>	<b>9/2</b>	<b>12</b>	<b>8</b>	<b>4</b>	<b>0.0</b>	<b>0.0</b>	<b>1</b>	<b>18</b>	<b>18</b>	<b>0</b>	<b>0</b>	<b>0</b>	<b>0</b>	<b>0</b>



# 73 | GREG ROBINSON

Position:	Offensive Lineman
Ht./Wt.:	6-5/332
Birth Date:	10/21/92
College:	Auburn
Hometown:	Thibodaux, La.
Experience:	2nd year (2nd Rams)
Acquired:	D1A'2014

Career GP/GS (Playoffs): 23/19 (0/0)



**TRANSACTIONS:** Selected by the Rams in the first round (2nd overall) of the 2014 NFL Draft (5/8/14).

**2015 SEASON:** **Week 8 vs. San Francisco (11/1):** Started at left tackle and blocked for RB Todd Gurley who ran for over 125 yards for the fourth straight game...**Week 7 vs. Cleveland (10/25):** Started at left tackle and helped the running game produce 158 yards on the ground...**Week 5 at Green Bay (10/11):** Started at left tackle and played every offensive snap...**Week 4 at Arizona (10/4):** Started at left tackle...blocked for RB Todd Gurley's first career 100-yard rushing game...**Week 3 vs. Pittsburgh (9/27):** Started at left tackle and played all offensive snaps...**Week 2 at Washington (9/20):** Started at left tackle...**Week 1 vs. Seattle (9/13):** Started at left tackle... part of an offensive line that helped produce 352 yards of total offense.

**2014 SEASON:** Played in all 16 games, started 12...started at left tackle for both of RB Tre Mason's 100-yard rushing performances...**vs. Minnesota (9/7):** Played in first NFL game...saw action along the offensive line.**vs. San Francisco (10/13):** Made his first NFL start...**vs. Seattle (10/19):** Started at left guard...helped block for QB Austin Davis to go without a sack...**at San Francisco (11/2):** Started at left tackle and played all offensive snaps...**vs. Denver (11/16):** Started at left tackle...part of an offensive line that helped open up running lanes for RB Tre Mason to rush for 113 yards on 29 carries...**vs. Oakland (11/30):** Started at left tackle...part of an offensive line that helped put up six offensive touchdowns...**at Washington (12/7):** Started at left tackle...helped block for the offense to put up 329 yards.

**COLLEGE:** Selected All-American Dream Team by The NFL Draft Report, as that scouting information service rated him the second-best overall prospect in the 2014 draft class...added Associated Press All-Southeastern Conference first-team honors in 2013...started all 26 games that he played in at Auburn University, manning the demanding left offensive tackle position among the 64 touchdown runs recorded by the Tigers the last two years...notched 38 touchdown-resulting blocks, added 292 key blocks/knockdowns...started all 14 games at left offensive tackle in 2013, leading the nation with 25 touchdown-resulting blocks for a ground game that scored 48 times...was a major reason the Tigers led the nation in rushing with 4,596 yards, as he cleared rush lanes used by a pair of 1,000-yard runners, as Tre Mason amassed 1,816 and Nick Marshall totaled 1,068...only the third time in school history that the Tigers featured multiple 1,000-yard rushers in the same season...named to the Southeastern Conference Honor Roll while earning his first varsity letter in 2012...the red-shirt freshman took over starting duties at left offensive tackle during the 2012 season...Red-shirt freshman in 2011.

**PERSONAL:** Attended Thibodaux (La.) High School, playing for head coach Lenny Ford as a freshman and then for head coach Denny Lorio...competed as a defensive tackle until his junior year, shifting to offensive guard as a junior...in his first season on offense, he earned All-Southern honors from the Orlando Sentinel, All-State recognition and was regarded as the premier blocker in the Class 5A-District VIII ranks...the Tigers rushed for 26 scores in 2009, as Robinson delivered 19 touchdown-resulting blocks from the offensive guard position...during the 2010 campaign, Robinson collected 146 knockdowns and 20 touchdown-resulting blocks...rated the second-best offensive guard in the nation, the fourth-best player in the state of Louisiana and the 90th-best prospect in the nation while earning a four-star prospect grade from Rivals.com...also received a four-star grade from Scout.com, as that recruiting service regarded him as the seventh-best offensive guard in the prep ranks...ESPN placed him 10th on their elite guard prospects chart...earned Super Prep All-American first-team honors, as that service rated him 20th overall among all offensive line positions...also a member of the Mobile Press-Register's Super Southeast 120 team, along with earning berths on the Prep Star Dream Team, MaxPreps Top 100 squad...made the Orlando Sentinel's All-Southern Team as a first-team selection for the second consecutive year...majored in Public Administration...son of Rhonda Robinson and the late Greg Blackledge...resides in Thibodaux, Louisiana...has participated in many community events, including the 6th Annual Playground Build at Marygrove, St. Louis Rams Training Academy Youth Camp, United Way Kickoff for Charity Luncheon and the All-Community Team Ticket program - Greg's Great Gang...Robinson spent his offseason in St. Louis hosting local youth groups at Dave & Buster's.

**ROBINSON'S Games Played-Starts:** RAMS: 2015 (7/7), 2014 (16/12) **TOTALS: (23/19).**



# 97 | EUGENE SIMS

Position:	Defensive End
Ht./Wt.:	6-6/265
Birth Date:	3/18/86
College:	West Texas A&M
Hometown:	Hattiesburg, Miss.
Experience:	6th year (6th Rams)
Acquired:	D6B-2010

Career GP/GS (Playoffs): 74/3 (0/0)



**TRANSACTIONS:** Signed two-year contract extension (9/3/13)...drafted in the sixth round (189th overall) in the 2010 NFL Draft by the St. Louis Rams.

**PRO:** Sixth-year pro has played in 74 games with three starts...has seen action on defense and special teams...collected 137 career tackles (70 solo), 8.0 sacks, one interception and four passes defended in his first five years...has totaled 20 career special teams tackles.

**2015 SEASON:** **Week 8 vs. San Francisco (11/1):** Saw action on defense and special teams...made one tackle along with a quarterback pressure and pass defended...**Week 7 vs. Cleveland (10/25):** Registered four tackles (three solo) and forced a fumble...also credited with one quarterback pressure and one quarterback hurry...**Week 5 at Green Bay (10/11):** Saw action on defense and special teams...made five tackles (two solo)...**Week 4 at Arizona (10/4):** Declared inactive...**Week 3 vs. Pittsburgh (9/27):** Declared inactive...**Week 2 at Washington (9/20):** Declared inactive...**Week 1 vs. Seattle (9/13):** Notched his first sack of the season on QB Russell Wilson...also tallied three tackles (one solo) to go along with one quarterback pressure and one quarterback hit.

**2014 SEASON:** Played in all 16 games with one start...garnered 45 tackles (22 solo) 3.0 sacks, as well as 24 quarterback pressures, five hits and one fumble recovery...**at Tampa Bay (9/14):** Saw action at defensive end...recorded six tackles (one solo)...**vs. San Francisco (10/13):** Saw action on defense...recorded a personal-best seven tackles (four solo)...also had one special teams tackle...**vs. Seattle (10/19):** Saw action on defense and special teams...notched his first sack of the season on QB Russell Wilson...also made three tackles (two solo)...registered four quarterback pressures and one hit on the quarterback...**at San Francisco (11/2):** Saw action on defense...tallied a sack on QB Colin Kaepernick, his second of the season...recovered a fumble forced by DE Robert Quinn, which helped set up the Rams' three-play scoring drive...added four tackles (two solo)...**vs. Denver (11/16):** Registered his first start of the season at defensive end...made three tackles (two solo), also had one quarterback pressure and one hit on the quarterback...**vs. Oakland (11/30):** Saw action at defensive end...tallied three tackles (one solo)...also had three quarterback pressures...**at Washington (12/7):** Saw action at defensive end and on special teams...sacked QB Colt McCoy for a loss of four yards...tied his single-season high in sacks with 3.0...also had two tackles (one solo), one quarterback pressure and one hit on the quarterback.

**2013 SEASON:** Played in 16 games...registered 40 tackles (25 solo), 2.0 sacks and one pass defended...had three special teams tackles...**vs. Arizona (9/8):** Saw action on defense...recorded two tackles for loss and one pass broken up...**at Atlanta:** Saw action on defense...recorded 1.0 sack...added five tackles (two solo)...**vs. San Francisco (9/26):** Recorded four tackles (three solo)...**at Houston (10/13):** Saw action on defense...notched two solo tackles, including one for loss...**at Carolina (10/20):** Recorded five solo tackles, including one for loss on Panthers FB Mike Tolbert in the end zone for a safety...**vs. New Orleans (12/15):** Saw action on defense...notched three tackles (one solo)...added two quarterback pressures and one hit on QB Drew Brees...**at Seattle (12/29):** Saw action on defense...recorded two tackles (one solo)...notched 1.0 sack on Seahawks QB Russell Wilson...added one special teams tackle.

**2012 SEASON:** Established new season-highs in tackles (36) and sacks (3.0)...**vs Washington (9/16):** Tallied five tackles (three solo) in the home opener, establishing a new career high...**at Chicago (9/23):** Finished the game with five assisted tackles, tying his single-game high in total tackles...**vs. Seattle (9/30):** Posted one of two Rams' sacks on the day for a loss of 12 yards, marking the first sack of his NFL career...**vs. New York Jets (11/18):** Saw action on defense...recorded a career-high four solo tackles, including one tackle for loss...**vs. San Francisco (12/2):** Started at right defensive end, marks first start of NFL career...tied a career-high in most tackles in a game with five (two solo)...notched one sack for a loss of nine yards, marks second career sack...**vs. Minnesota (12/16):** Started at defensive end, marks second career start...recorded four tackles (one solo)...registered one sack for a loss of one yard, his third career sack...**at Tampa Bay (12/23):** Posted his first career interception after teammate Michael Brockers tipped a pass from QB Josh Freeman in the fourth quarter...logged five assisted tackles, tying his single-game high in total tackles...also recorded two quarterback hits and two quarterback pressures.

**2011 SEASON:** Saw action in 16 games...made 10 tackles (five solo)...**vs. Eagles (9/11):** Saw action on defense and special teams...recorded two tackles (one solo)...added two tackles on special teams (one solo)...**vs. New Orleans (10/30):** Played on defense and special teams...made three assisted tackles on defense...**Week 9 at Arizona (11/6):** Played on defense and special teams...recorded one solo tackle on defense...also made one special teams tackle...**vs. Seattle (11/20):** Saw action on special



teams...made three tackles...**vs. Cincinnati (12/18)**: Saw action on defense and special teams...recorded one solo tackle...also made one tackle on special teams...**vs. San Francisco (1/1/12)**: Saw action on defense and special teams...tallied one forced fumble and one tackle on special teams.

**2010 SEASON**: Saw action in nine games during his rookie campaign, contributing eight tackles (three solo)...**Week 2 at Oakland (9/19)**: Recorded two tackles (one solo) in his first-career regular season game...**Week 16 vs. San Francisco (12/26)**: Helped give the Rams a 9-0 lead in the first quarter when he tackled QB Troy Smith in the end zone for a safety after Smith mishandled a snap...added two tackles (one solo).

**COLLEGE**: Two-time Lone Star Conference Defensive Lineman of the Year...recorded 17.0 sacks in two seasons at West Texas A&M after transferring from Jones County (Mississippi) Junior College... named to the Associated Press Little All-American third-team and to the AFCA Division II Coaches' All-American team...considered one of the top defensive linemen in FBS.

**PERSONAL**: A standout prep at Mize (Miss.) HS, competing in football as well as track & field...participated in many community events, including the Defensive Line Paintball Tournament to benefit St. Patrick Center, Coach Fisher & Friends Celebrity Softball game and the All-Community Team Ticket program - Sims-nation.

## EUGENE SIMS NFL STATISTICS

Year	Team	REGULAR SEASON														
		Tackles			Interceptions				Fumbles				FF	FR	Yds	
		G/S	Total	Solo	Asst	Sk	Yds	Int	Yds	Lg	TD	PD				
2010	RAMS	9/0	8	3	5	0	0.0	0	0	0	0	0	0	0	0	0
2011	RAMS	16/0	10	5	5	0	0.0	0	0	0	0	1	0	0	0	0
2012	RAMS	13/2	36	14	22	3.0	22.0	1	0	0	0	2	0	0	0	0
2013	RAMS	16/0	40	25	15	2.0	13.0	0	0	0	0	1	0	0	0	0
2014	RAMS	16/1	45	22	23	3.0	16.0	0	0	0	0	0	0	1	0	0
2015	RAMS	4/0	13	6	7	1.0	7.0	0	0	0	0	1	0	0	0	0
<b>Total</b>		<b>74/3</b>	<b>152</b>	<b>75</b>	<b>77</b>	<b>9.0</b>	<b>58.0</b>	<b>1</b>	<b>0</b>	<b>0</b>	<b>0</b>	<b>5</b>	<b>0</b>	<b>1</b>	<b>0</b>	<b>0</b>

**ADDITIONAL CAREER STATISTICS**: Special Teams Tackles: 2014, (1), 2013 (3), 2012 (1), 2011 (8), 2010 (7). TOTAL: 20. Safeties: 2013 (1, at Carolina, 10/20/13), 2010 (1, vs. San Francisco, 12/26/10)

**SINGLE GAME HIGHS**  
 Total Tackles – 7, vs. San Francisco (10/13/14)  
 Solo Tackles – 4, twice, last vs. San Francisco (10/13/14)

## EUGENE SIMS GAME-BY-GAME STATISTICS

2015 ST. LOUIS RAMS																
Game	W/L	P/S	T	S	A	Sk	Yds	Int	Yds	Lg	TD	PD	FF	FR	Yds	
SEA 9/13	W	1/0	3	1	2	1.0	7	0	0	0	0	0	0	0	0	0
@WASH 9/20	L							Inactive								
PIT 9/27	L							Inactive								
@ARIZ 10/4	W							Inactive								
@GB 10/11	L	1/0	5	2	3	0.0	0	0	0	0	0	0	0	0	0	0
CLE 10/25	W	1/0	4	3	1	0.0	0	0	0	0	0	0	0	0	0	0
SF 11/1	W	1/0	1	0	1	0.0	0	0	0	0	0	1	0	0	0	0
@MINN 11/8	0/0	0/0	0	0	0	0.0	0	0	0	0	0	0	0	0	0	0
CHI 11/15	0/0	0/0	0	0	0	0.0	0	0	0	0	0	0	0	0	0	0
@BAL 11/22	0/0	0/0	0	0	0	0.0	0	0	0	0	0	0	0	0	0	0
@CIN 11/29	0/0	0/0	0	0	0	0.0	0	0	0	0	0	0	0	0	0	0
ARIZ 12/6	0/0	0/0	0	0	0	0.0	0	0	0	0	0	0	0	0	0	0
DET 12/13	0/0	0/0	0	0	0	0.0	0	0	0	0	0	0	0	0	0	0
TB 12/17	0/0	0/0	0	0	0	0.0	0	0	0	0	0	0	0	0	0	0
@SEA 12/27	0/0	0/0	0	0	0	0.0	0	0	0	0	0	0	0	0	0	0
@SEA 12/16	0/0	0/0	0	0	0	0.0	0	0	0	0	0	0	0	0	0	0
<b>TOTAL</b>	<b>4-3</b>	<b>4/0</b>	<b>13</b>	<b>6</b>	<b>7</b>	<b>1.0</b>	<b>7</b>	<b>0</b>	<b>0</b>	<b>0</b>	<b>0</b>	<b>1</b>	<b>0</b>	<b>0</b>	<b>0</b>	<b>0</b>

Game	W/L	P/S	T	S	A	Sk	Yds	Int	Yds	Lg	TD	PD	FF	FR	Yds	
ARI 9/8	W	1/0	2	2	0	0.0	0	0	0	0	0	1	0	0	0	0
@ATL 9/15	L	1/0	5	2	3	1.0	7	0	0	0	0	0	0	0	0	0
@DAL 9/22	L	1/0	3	1	2	0.0	0	0	0	0	0	0	0	0	0	0
SF 9/26	L	1/0	4	3	1	0.0	0	0	0	0	0	0	0	0	0	0
JAC 10/6	W	1/0	1	1	0	0.0	0	0	0	0	0	0	0	0	0	0
@HOU 10/13	W	1/0	2	2	0	0.0	0	0	0	0	0	0	0	0	0	0
@CAR 10/20	L	1/0	5	4	1	0.0	0	0	0	0	0	0	0	0	0	0
SEA 10/28	L	1/0	2	1	1	0.0	0	0	0	0	0	0	0	0	0	0
TEN 11/3	L	1/0	1	1	0	0.0	0	0	0	0	0	0	0	0	0	0
@IND 11/10	W	1/0	1	0	1	0.0	0	0	0	0	0	0	0	0	0	0
CHI 11/24	W	1/0	1	1	0	0.0	0	0	0	0	0	0	0	0	0	0
@SF 12/1	L	1/0	3	2	1	0.0	0	0	0	0	0	0	0	0	0	0
@ARI 12/8	L	1/0	2	1	1	0.0	0	0	0	0	0	0	0	0	0	0
NO 12/15	W	1/0	3	2	1	0.0	0	0	0	0	0	0	0	0	0	0
TB 12/22	W	1/0	3	1	2	0.0	0	0	0	0	0	0	0	0	0	0
@SEA 12/29	L	1/0	2	1	1	1.0	6	0	0	0	0	0	0	0	0	0
<b>TOTAL</b>	<b>7-9</b>	<b>16/0</b>	<b>40</b>	<b>25</b>	<b>15</b>	<b>2.0</b>	<b>13</b>	<b>0</b>	<b>0</b>	<b>0</b>	<b>0</b>	<b>1</b>	<b>0</b>	<b>0</b>	<b>0</b>	<b>0</b>

2014 ST. LOUIS RAMS																
Game	W/L	P/S	T	S	A	Sk	Yds	Int	Yds	Lg	TD	PD	FF	FR	Yds	
MIN 9/7	L	1/0	1	1	0	0.0	0	0	0	0	0	0	0	0	0	0
@TB 9/14	W	1/0	6	1	5	0.0	0	0	0	0	0	0	0	0	0	0
DAL 9/21	L	1/0	2	2	0	0.0	0	0	0	0	0	0	0	0	0	0
@PHI 10/5	L	1/0	2	0	2	0.0	0	0	0	0	0	0	0	0	0	0
SF 10/13	L	1/0	7	4	3	0.0	0	0	0	0	0	0	0	0	0	0
SEA 10/19	W	1/0	3	2	1	1.0	9.0	0	0	0	0	0	0	0	0	0
@KC 10/26	L	1/0	2	1	1	0.0	0	0	0	0	0	0	0	0	0	0
@SF 11/2	W	1/0	4	2	2	1.0	3.0	0	0	0	0	0	0	0	0	1
@ARI 11/9	L	1/0	1	0	1	0.0	0	0	0	0	0	0	0	0	0	0
DEN 11/16	W	1/1	3	2	1	0.0	0	0	0	0	0	0	0	0	0	0
@SD 11/23	L	1/1	4	3	1	0.0	0	0	0	0	0	0	0	0	0	0
OAK 11/30	W	1/0	3	1	2	0.0	0	0	0	0	0	0	0	0	0	0
@WAS 12/7	W	1/0	2	1	1	1.0	4.0	0	0	0	0	0	0	0	0	0
ARI 12/11	L	1/0	2	0	2	0.0	0	0	0	0	0	0	0	0	0	0
NYG 12/21	L	1/0	2	1	1	0.0	0	0	0	0	0	0	0	0	0	0
@SEA 12/28	L	1/0	1	1	0	0.0	0	0	0	0	0	0	0	0	0	0
<b>TOTAL</b>	<b>6-10</b>	<b>16/1</b>	<b>45</b>	<b>22</b>	<b>23</b>	<b>3.0</b>	<b>16.0</b>	<b>0</b>	<b>0</b>	<b>0</b>	<b>0</b>	<b>0</b>	<b>0</b>	<b>0</b>	<b>0</b>	<b>1</b>

Game	W/L	P/S	T	S	A	Sk	Yds	Int	Yds	Lg	TD	PD	FF	FR	Yds	
@DET 9/9	L	1/0	3	0	3	0.0	0	0	0	0	0	1	0	0	0	0
WAS 9/16	W	1/0	5	3	2	0.0	0	0	0	0	0	0	0	0	0	0
@CHI 9/23	L	1/0	5	0	5	0.0	0	0	0	0	0	0	0	0	0	0
SEA 9/30	W	1/0	0	0	0	1.0	12	0	0	0	0	0	0	0	0	0
ARI 10/4	W															
@MIA 10/14	L	1/0	0	0	0	0.0	0	0	0	0	0	0	0	0	0	0
GB 10/21	L	1/0	0	0	0	0.0	0	0	0	0	0	0	0	0	0	0
NE 10/28	L															
@SF 11/11	T															
NYJ 11/18	L	1/0	4	4	0	0.0	0	0	0	0	0	0	0	0	0	0
@ARI 11/25	W	1/0	1	0	1	0.0	0	0	0	0	0	0	0	0	0	0
SF 12/2	W	1/1	5	2	3	1.0	9	0	0	0	0	0	0	0	0	0
@BUF 12/9	W	1/0	2	2	0	0.0	0	0	0	0	0	0	0	0	0	0
MIN 12/16	L	1/1	4	1	3	1.0	1	0	0	0	0	0	0	0	0	0
@TB 12/23	W	1/0	5	0	5	0.0	0	1	5	0	0	0	0	0	0	0
@SEA 12/30	L	1/0	2	2	0	0.0	0	0	0	0	0	1	0	0	0	0
<b>TOTALS</b>	<b>7-8-1</b>	<b>13/2</b>	<b>36</b>	<b>14</b>	<b>22</b>	<b>3.0</b>	<b>22</b>	<b>1</b>	<b>5</b>	<b>0</b>	<b>2</b>	<b>0</b>	<b>0</b>	<b>0</b>	<b>0</b>	<b>0</b>







# 42 | TREY WATTS

Position:	Running Back
Ht./Wt.:	5-9/208
Birth Date:	2/13/91
College:	Tulsa
Hometown:	Fairfax, Va.
Experience:	2nd year (2nd Rams)
Acquired:	FA-2015

Career GP/GS (Playoffs): 15/0 (0/0)



**TRANSACTIONS:** Signed to Rams active roster (10/23/15)...signed to Rams practice squad (10/15/15)...waived from Rams (10/12/15)...served four-game suspension (Week 1-4)...signed with the Rams as an undrafted rookie free agent (5/12/14).

**2015 SEASON: Week 8 vs. San Francisco (11/1):** Declared inactive...**Week 7 vs. Cleveland (10/25):** Made season debut for the Rams... saw action on special teams and made one tackle.

**2014 SEASON:** Played in 14 games...saw action on offense and special teams...finished the season with nine special teams tackles...had one special teams tackle vs. New York Giants, at Washington, vs. Oakland, vs. Denver, at Kansas City, vs. San Francisco...**vs. Minnesota (9/7):** Played in first NFL game...saw action on special teams...**vs. Dallas (9/21):** Saw action on offense and special teams...tallied his first NFL carry for one yard...finished with five carries for 24 yards...also had one special teams tackle...**at Philadelphia (10/5):** Saw action at running back and on special teams...rushed two times for six yards and caught two passes for 12 yards...**at San Francisco (11/2):** Saw action on offense and special teams...caught one pass for six yards.

**COLLEGE:** Began his career as a walk-on and left Tulsa ranked third on the school's career rushing list with 3,515 yards and 18 touchdowns...became just the fourth player in school history to rush for 1,000 yards in two separate seasons...also had 1,272 kickoff return yards and two touchdowns, as well as 325 punt return yards and one touchdown in his career...totaled 15 100-yard career rushing games, including eight in the 2013 season...as a senior, totaled 1,329 rushing yards and 11 touchdowns for a 5.0 average, while also tallying 395 receiving yards...as a senior, was one of three finalists for the Brandon Burlsworth Trophy, given to the top collegiate player who began his career as a walk-on athlete.

**PERSONAL:** Was a four-year letterwinner and three-year starter at Oakton High school...started at running back and played cornerback...had career statistics of 198 carries for 1,160 yards and 21 touchdowns...also had 48 receptions for 900 yards and 11 touchdowns...helped lead his team to a 13-1 record and Division 6 state semifinal appearance his senior season...earned first-team all-district and all-region honors as a running back and kick returner...Father J.C. played quarterback at Oklahoma...participated in the United Way Kickoff for Charity Luncheon.

# TREY WATTS NFL STATISTICS

## REGULAR SEASON

Year	Team	G/S	Receiving			Rushing							
			No	Yds	Avg	Lg	TD	Att	Yds	Avg	Lg	TD	
2014	RAMS	14/0	3	18	6.0	11	0	0	7	30	4.3	9	0
2015	RAMS	1/0	0	0	0	0	0	0	0	0	0	0	0
<b>TOTALS</b>		15/0	3	18	6.0	11	0	0	7	30	4.3	9	0

**Additional Career Statistics:** Special Teams Tackles: RAMS: 2015 (1), 2014 (9).

# TREY WATTS GAME-BY-GAME STATISTICS

### 2015 ST. LOUIS RAMS

Game	W/L	P/S	Receiving			Rushing								
			No	Yds	Avg	Lg	TD	Att	Yds	Avg	Lg	TD		
SEA 9/13	W													
@WASH 9/20	L													
PIT 9/27	L													
@ARIZ 10/4	W													
@GB 10/11	L													
CLE 10/25	W	1/0	0	0	0.0	0	0	0	0	0	0	0	0	0
SF 11/1	W													
@MINN 11/8	0/0	0/0	0	0	0.0	0	0	0	0	0	0	0	0	0
CHI 11/15	0/0	0/0	0	0	0.0	0	0	0	0	0	0	0	0	0
@BAL 11/22	0/0	0/0	0	0	0.0	0	0	0	0	0	0	0	0	0
@CIN 11/29	0/0	0/0	0	0	0.0	0	0	0	0	0	0	0	0	0
ARIZ 12/6	0/0	0/0	0	0	0.0	0	0	0	0	0	0	0	0	0
DET 12/13	0/0	0/0	0	0	0.0	0	0	0	0	0	0	0	0	0
TB 12/17	0/0	0/0	0	0	0.0	0	0	0	0	0	0	0	0	0
@SEA 12/27	0/0	0/0	0	0	0.0	0	0	0	0	0	0	0	0	0
@SF 1/3/16	0/0	0/0	0	0	0.0	0	0	0	0	0	0	0	0	0
<b>TOTAL</b>	2-0	1/0	0	0	0.0	0	0	0	0	0	0	0	0	0

### 2014 ST. LOUIS RAMS

Game	W/L	P/S	Receiving			Rushing							
			No	Yds	Avg	Lg	TD	Att	Yds	Avg	Lg	TD	
MIN 9/7	L	1/0	0	0	0.0	0	0	0	0	0	0.0	0	0
@TB 9/14	W												
DAL 9/21	L	1/0	0	0	0.0	0	0	5	24	4.8	9	0	
PHI 10/5	L	1/0	2	12	6.0	11	0	2	6	3.0	4	0	
SF 10/13	L	1/0	0	0	0.0	0	0	0	0	0.0	0	0	
SEA 10/19	W	1/0	0	0	0.0	0	0	0	0	0.0	0	0	
@KC 10/26	L	1/0	0	0	0.0	0	0	0	0	0.0	0	0	
@SF 11/2	W	1/0	1	6	6.0	6	0	0	0	0.0	0	0	
@ARI 11/9	L	0/0											
DEN 11/16	W	1/0	0	0	0.0	0	0	0	0	0.0	0	0	
@SD 11/23	L	1/0	0	0	0.0	0	0	0	0	0.0	0	0	
OAK 11/30	W	1/0	0	0	0.0	0	0	0	0	0.0	0	0	
@WAS 12/7	W	1/0	0	0	0.0	0	0	0	0	0.0	0	0	
ARI 12/11	L	1/0	0	0	0.0	0	0	0	0	0.0	0	0	
NYG 12/21	L	1/0	0	0	0.0	0	0	0	0	0.0	0	0	
@SEA 12/28	L	1/0	0	0	0.0	0	0	0	0	0.0	0	0	
<b>TOTAL</b>	6-10	14/0	3	18	6.0	11	0	7	30	4.3	9	0	





# 69 | CODY WICHMANN

Position:	Offensive Lineman
Ht./Wt.	6-5/319
Birth Date:	3/2/92
College:	Fresno State
Hometown:	Mariposa, Calif.
Experience:	Rookie
Acquired:	D6B-2015 (215th)

Career GP/GS (Playoffs): 3/0 (0/0)



**TRANSACTIONS:** Selected by St. Louis in the sixth round (215th overall) of the 2015 NFL Draft (5/2/15).

**2015 SEASON: Week 8 vs. San Francisco (11/1):** Declared inactive...**Week 7 vs. Cleveland (10/25):** Saw action on special teams...**Week 5 at Green Bay (10/11):** Declared inactive...**Week 4 at Arizona (10/4):** Saw action on special teams...**Week 3 vs. Pittsburgh (9/27):** Declared inactive...**Week 2 at Washington (9/20):** Declared inactive...**Week 1 vs. Seattle (9/13):** Made his NFL debut...saw action on special teams.

**COLLEGE:** Started in 50 career games at Fresno State, the second most starts by any Bulldog in the previous eight years...a two-time All-Mountain West selection, garnering second-team accolades as a senior in 2014 and honorable mention in 2013... member of 2013 offensive line that helped Fresno State lead the nation in passing behind quarterback Derek Carr...part of a 2013 offensive line that ranked No. 6 in the FBS in fewest sacks allowed...in the last three years of his career, he and the Bulldog offensive line helped Fresno State average 36.4 points per game and 474.8 yards of offense...started all 14 games at right guard as a senior in 2014...member of an offensive line that helped produce 406.1 yards of offense per game that ranked No. 4 in the Mountain West...aided the rushing offense to 182.4 yards per game and 22 touchdowns via the ground game and protected for a passing attack that produced 223.7 yards per game...member of the first offensive line unit at Fresno State to start every regular season game together since starts by game began being recorded in 1990 by the school...blocked for running back Marteze Waller who rushed for 1,368 yards, 11 touchdowns and 6.1 yards per carry - which was good for the 20th-best per-carry average in the nation...named to Outland Trophy and Rotary Lombardi Award preseason watch lists...started all 13 games of the season at right guard in 2013...member of offensive line that led the way for one of the nation's most prolific offense's, as the Bulldogs led the FBS in passing (394.8 ypg), ranked third in total offense (547.8 ypg) and was sixth in scoring (43.4 ppg)...he and the rest of the team only allowed 11 sacks in 13 games, a figure that tied for the sixth-fewest sacks allowed in the FBS...what makes that sack total so impressive is that Fresno State did so while throwing the ball 675 times in 2013, which was 246 more pass attempts than any other of the teams ranked ahead of the 'Dogs in fewest sacks allowed...he helped the Bulldog offense produce the best season in school history, setting 19 school offensive records in 2013...Fresno State's offensive line helped the team produce 500 yards of offense or more in 9-of-13 games, including five games with over 600 yards ..the Bulldogs, behind its offensive line, set a new school record with 822 yards of offense in the Nov. 23 victory over New Mexico...started all 13 games during the 2012 season - the first eight games at right tackle and the last five at right guard ... helped Fresno State average 40.8 points and 505.8 yards of offense in his five starts at right guard...Fresno State led the Mountain West in scoring (37.9), passing (325.6) and was second in total offense (477.5) behind the Bulldog offensive line...part of offensive line that allowed Fresno State to rank 17th nationally in scoring, 12th in passing and 16th in total offense...played in all 13 games and made 10 starts on the offensive line in 2011...helped the Bulldog offense average 411.8 yards per game...guided running back Robbie Rouse to 1,549 yards rushing, a total that led the WAC and was the third most in a year in school history...helped quarterback Derek Carr become the fifth Bulldog to throw for over 3,000 yards in a season...served as a redshirt freshman) in 2010.

**PERSONAL:** Attended Mariposa High School in California, the same high school that produced NFL All-Pro and former Bulldog All-American Logan Mankins...played on the offensive line and at tight end for Mariposa...had 11 receptions for 131 yards...averaged 11.9 yards and scored a touchdown...longest gain was for 29 yards...had a single-game high of 42 yards over Delhi...named a Modesto Bee All-Star...named Co-Outstanding Lineman...the only child of Mike Wichmann and Tally Allison...born in Tuscon, Ariz...hobbies include rafting, fishing and swimming...Logan Mankins is his favorite athlete because he is a great lineman, role model and he deserves a lot of respect... majored in criminology-law enforcement.

**WICHMANN'S Games Played-Starts:** RAMS: 2015 (3/0).





# 63 | DARRELL WILLIAMS

Position:	Tackle
Ht./Wt.	6-5/301
Birth Date:	8/31/93
College:	South Florida
Hometown:	Orlando, Fla.
Experience:	Rookie
Aquired:	FA-2015

Career GP/GS (Playoffs): 3/0 (0/0)



**TRANSACTIONS:** Signed with the Rams as an undrafted free agent (5/7/15).

**2015 SEASON: Week 8 vs. San Francisco (11/1):** Saw action on offense and special teams...**Week 7 vs. Cleveland (10/25):** Saw action on special teams and for one play at tackle...**Week 5 at Green Bay (10/11):** Declared inactive...**Week 4 at Arizona (10/4):** Declared inactive...**Week 3 vs. Pittsburgh (9/27):** Made his NFL debut and saw action on special teams...**Week 2 at Washington (9/20):** Declared inactive...**Week 1 vs. Seattle (9/13):** Declared inactive.

**COLLEGE:** Appeared in 45 career games with 29 starts...as a senior, started all 12 games at left tackle...helped lead Marlon Mack to just the fourth 1,000-yard rushing season in school history and a school and conference record 275 yards vs. Western Carolina (8/30)...started all 12 games at left tackle as a junior...saw action in eight games as a sophomore with five starts at left tackle...earned first-team all-Central Florida and all-Orange County as a senior at Evans High School in Orlando...was born in Jamaica and moved to the U.S. in the ninth grade...graduated in December (2014) with a degree in communications.

**WILLIAMS' Games Played-Starts:** RAMS: 2015 (3/0).





# 4 | GREG ZUERLEIN

Position:	Kicker
Ht./Wt.:	6-0/187
Birth Date:	12/27/87
College:	Missouri Western
Hometown:	Lincoln, Neb.
Experience:	4th year (4th Rams)
Acquired:	D6-2012

Career GP/GS (Playoffs): 55/0 (0/0)



**TRANSACTIONS:** Selected by St. Louis in the sixth round (150th overall) of the 2012 NFL Draft (4/28/12).

**PRO:** Fourth-year pro has played in 55 career games...converted 82-of-103 career field goals...broke the franchise record for 50-plus yard field goals in a season in 2012...made his first 15 field goal attempts of his career, a new franchise record for most consecutive field goals by a rookie...with seven field goals of 50 yards or more, he owns the team record in the category and ranked second all time among NFL rookies following the 2012 season...kicked the longest field goal by a rookie in league history (60 yards)...broke the franchise record for longest field goal (60 yards) and owns three of the four longest field goals in Rams history...became the first kicker in league history to kick a 50-plus and 60-plus yard field goal in the same game (vs. Seattle, 9/30/12).

**2015 SEASON: Week 8 vs. San Francisco (11/1):** Made a 38-yard field goal and converted both extra point attempts...**Week 7 vs. Cleveland (10/25):** Made a 39-yard field goal and an extra point...**Week 5 at Green Bay (10/11):** Made a 42-yard field goal and three extra points...**Week 4 at Arizona (10/4):** Made a 30-yard field goal and three extra points...**Week 3 vs. Pittsburgh (9/27):** Made field goals of 49 and 27 yards...**Week 2 at Washington (9/20):** Made a 52-yard field goal and one extra point...**Week 1 vs. Seattle (9/13):** Made four extra points and two-of-two field goals including a 37-yard game-winner in overtime.

**2014 SEASON:** Finished the season converting 24-of-30 field goals and 34 extra points for 106 total points...converted five field goals of 50-plus yards for a career-high 71.4 percent...**at Tampa Bay (9/14):** Converted four field goals of 36, 36, 46 and 38 yards out...the 38-yard field goal came with :38 second remaining in play, to help seal the win...**vs. Denver (11/16):** Earned NFC Special Teams Player of the Week honors...converted field goal attempts of 37, 29, 22, 55 and 53 yards...**vs. New York Giants (12/21):** Converted field goal of 51 and 20 yards...

Named NFC Special Teams Player of the Week, following performance against Denver



**2013 SEASON: vs. Arizona (9/8):** Made four-of-four field goals including a 48-yard game winning kick in the fourth quarter...**at Atlanta (9/15):** Made one field goal from 29 yards...made three-of-three extra points...**at Dallas (9/22):** Did not attempt any field goals...converted one-of-one extra points...**vs. San Francisco (9/26):** Made one field goal from 40 yards...**vs. Jacksonville (10/6):** Converted two-of-two field goals...**at Houston (10/6):** Made one field goal from 42 yards...converted five-of-five extra points...recorded one special teams tackle...**at Carolina (10/20):** Converted two-of-two field goals...**vs. Seattle (10/28):** Converted three-of-four field goals...**vs. Tennessee (11/3):** Did not convert a 44-yard field goal attempt...**at Indianapolis (11/10):** Converted one field goal of 32 yards...made five-

of-five extra points...**vs. Chicago (11/24):** Converted field goals from 29 and 40 yards...made four-of-four extra points...**at San Francisco (12/1):** Converted both field goal attempts from 43 and 34 yards...**at Arizona (12/8):** Converted one field goal from 44 yards... **vs. New Orleans (12/15):** Converted two-of-two field goals from 31 and 35 yards...tacked on three extra points...successfully converted an onside kick in the first quarter...**vs. Tampa Bay (12/22):** Converted three-of-three field goal attempts from 54, 25 and 48 yards...marks a new season long...**at Seattle (12/29):** Converted one field goal from 36 yards...moved into first place in franchise history in career field goal percentage (49/59, 83.1 percent).

**2012 SEASON:** Made seven field goals from 50 yards or more...broke the franchise record for 50+ yard field goals in a season...made his first 15 field goal attempts of his career and finished the year 23-for-31 overall...with seven field goals of 50 yards or more, he owns team record in the category and ranks second all time among NFL rookies...kicked the longest field goal by a rookie in league history (60 yds.)...broke the franchise record for longest field goal (60 yds.)...broke the franchise record for longest field goal (60 yds.)...broke the franchise record for longest field goal (60 yds.)...broke the franchise record for longest field goal (60 yds.)...**vs. Seattle (9/30):** Converted a 60-yard field goal, which set a new franchise record and marked the second longest kick of the season in the NFL, behind San Francisco's David Aker's who kicked a 63-yard field goal...kicked a career-high four field goals (58, 48, 60, 24)...tied for third place in franchise history for most 50-plus yard field goals made in a season with three...remains perfect on the year in field goals, going 12-for-12, marking the most consecutive field goals made by a Rams rookie in team history...**vs. Arizona (10/4):** Hit his fourth field goal over 50 yards (53)...**at Miami (10/14):** Converted 48- and 32-yard field goals in the first quarter to give him 15 consecutive field goals made to start his career...currently 10-for-12 on 40-plus yard field goals...**vs. San Francisco (12/2):** Sent the team to overtime with a 53-yard field goal...converted a game-winning 54-yard field goal...only three

**NFC Special Teams Player of Week 4**  
Greg "The Leg" Zuerlein is the first player in NFL history with a 60-yard and 50-yard field goal in the same game and the only player in league annals to make two field goals over 55 yards in a single game (vs. SEA, 9/30/12).

other players have kicked field goals of at least 50 yards to send a game to overtime and then win it (Green Bay's Chris Jacke, 1996; Indianapolis' Mike Vanderjagt, 2002; Denver's Matt Prater, 2011)...he is the first NFL kicker to tie a game with a field goal of 50-plus yards as time expired in the fourth quarter and kick an overtime field goal of 50-plus yards in the same game...set a new NFL record for most field goals of 53 yards or longer (six) after hitting his game-winning 53-yarder, the previous best was set by Jason Hanson with five in 2008...he now has seven field goals of 50-plus yards, he's now one shy of tying Morten Anderson's NFL record of seven set in 1995 and later tied by Jason Hanson in 2008.

**COLLEGE:** Was named All-American by six different organizations following his senior season...three-time selection to First-Team All-Mid America Intercollegiate Athletic Association and also earned MIAA Special Teams Player of the year as a senior... finished his career at Missouri Western after transferring from Nebraska-Omaha when UNO dropped its football program.

**PERSONAL:** Played at Pius X High School in Lincoln...All-class, all-state selection as a placekicker as a junior and senior...set state mark for most field goals in a season with 12...converted 43-of-45 PATS and went 12-for-16 on FGs with a long of 52 yards... also lettered in soccer...a 2005 Sports Illustrated preseason high school All-American...majored in business...name is pronounced ZURR-line...participated in many community events, including the Taste of the NFL, Coach Fisher & Friends Celebrity Softball game and the All-Community Team Ticket program - 4th Down Fan Club.

## GREG ZUERLEIN NFL STATISTICS

REGULAR SEASON												
Scoring												
Year	Team	GP	FG	FGA	Pct	Lg	Blk	XPM	XPA	Pct	Blk	Pts
2012	RAMS	16	23	31	74.2	60	0	26	26	100.0	0	95
2013	RAMS	16	26	28	92.9	54	0	34	34	100.0	0	112
2014	RAMS	16	24	30	80.0	56	1	34	35	97.1	0	106
2015	RAMS	7	9	15	64.3	52	1	14	14	100	0	41
<b>TOTALS</b>		<b>55</b>	<b>82</b>	<b>104</b>	<b>78.8</b>	<b>60</b>	<b>2</b>	<b>108</b>	<b>109</b>	<b>99.1</b>	<b>0</b>	<b>354</b>
Field Goals												
Year	Team	1-19	Pct	20-29	Pct	30-39	Pct	40-49	Pct	50+	Pct	
2012	RAMS	1/1	100.0	4/4	100.0	4/6	66.7	7/7	100.0	7/13	53.8	
2013	RAMS	0/0	0	7/7	100.0	10/10	100.0	8/9	88.9	1/2	50.0	
2014	RAMS	1/1	100.0	6/7	85.7	10/12	83.3	2/3	66.7	5/7	71.4	
2015	RAMS	0/0	0.0	1/1	100.0	5/6	0.0	2/3	66.6	1/5	20.0	
<b>TOTALS</b>		<b>2/2</b>	<b>100.0</b>	<b>18/19</b>	<b>94.4</b>	<b>29/34</b>	<b>85.3</b>	<b>20/23</b>	<b>86.9</b>	<b>14/27</b>	<b>51.9</b>	

**Additional Career Statistics:** Special Teams Tackles: RAMS: 2014 (1), 2013 (1). Total: (2).

**SINGLE GAME HIGHS**  
 Field Goals Made- 5, last vs. Denver (11/16/14)  
 Field Goals Attempted- 5, at Miami (10/14/13)  
 Longest- 60, vs. Seattle (9/30/13)

## GREG ZUERLEIN GAME-BY-GAME STATISTICS

2015 ST. LOUIS RAMS												
Game	W/L	Pts	XP/XPA	FG/FGA	1-19	20-29	30-39	40-49	50+	Kick-By-Kick		
SEA 9/13	W	10	4/4	2/2	0/0	0/0	2/2	0/0	0/0	33, 37		
@WASH 9/20	L	4	1/1	1/1	0/0	0/0	0/0	0/0	1/1	52		
PIT 9/27	L	6	0/0	2/2	0/0	1/1	0/0	1/1	0/0	49, 27		
@ARIZ 10/4	W	6	3/3	1/1	0/0	0/0	1/1	0/0	0/0	30		
@GB 10/11	L	4	1/1	1/4	0/0	0/0	0/0	1/1	0/3	42, 50B, 53WL, 63WL		
CLE 10/25	W	6	3/3	1/3	0/0	0/0	1/2	0/0	0/1	39, 63WR, 35WR		
SF 11/1	W	5	2/2	1/2	0/0	0/0	1/1	0/1	0/0	38, 40B		
@MINN 11/8	0/0	0	0/0	0/0	0/0	0/0	0/0	0/0	0/0	0/0		
CHI 11/15	0/0	0	0/0	0/0	0/0	0/0	0/0	0/0	0/0	0/0		
@BAL 11/22	0/0	0	0/0	0/0	0/0	0/0	0/0	0/0	0/0	0/0		
@CIN 11/29	0/0	0	0/0	0/0	0/0	0/0	0/0	0/0	0/0	0/0		
ARIZ 12/6	0/0	0	0/0	0/0	0/0	0/0	0/0	0/0	0/0	0/0		
DET 12/13	0/0	0	0/0	0/0	0/0	0/0	0/0	0/0	0/0	0/0		
TB 12/17	0/0	0	0/0	0/0	0/0	0/0	0/0	0/0	0/0	0/0		
@SEA 12/27	0/0	0	0/0	0/0	0/0	0/0	0/0	0/0	0/0	0/0		
@SF 1/3/16	0/0	0	0/0	0/0	0/0	0/0	0/0	0/0	0/0	0/0		
<b>TOTAL</b>	<b>4-3</b>	<b>41</b>	<b>14/14</b>	<b>9/15</b>	<b>0/0</b>	<b>1/1</b>	<b>5/6</b>	<b>2/3</b>	<b>1/5</b>			

# GREG ZUERLEIN GAME-BY-GAME STATISTICS CONTINUED

## 2014 ST. LOUIS RAMS

Game	W/L	Pts	XP/XPA	FG/FGA	1-19	20-29	30-39	40-49	50+	Kick-By-Kick
MIN 9/8	L	6	0/0	2/3	0/0	0/0	0/0	1/1	1/2	50WL, 56, 46
@TB 9/14	W	13	1/1	4/4	0/0	0/0	3/3	1/1	0/0	36,35,46,38
DAL 9/21	L	7	4/4	1/1	0/0	1/1	0/0	0/0	0/0	28
@PHI 10/5	L	4	4/4	0/0	0/0	0/0	0/0	0/0	0/0	
SF 10/13	L	5	2/2	1/1	0/0	0/0	1/1	0/0	0/0	38
SEA 10/19	W	4	4/4	0/1	0/0	0/0	0/0	0/0	0/1	52
@KC 10/26	L	1	1/1	0/1	0/0	0/0	0/1	0/0	0/0	38WR
@SF 11/2	W	7	1/1	2/2	0/0	0/0	2/2	0/0	0/0	37, 39
@ARI 11/9	L	2	2/2	0/0	0/0	0/0	0/0	0/0	0/0	
DEN 11/16	W	16	1/1	5/5	0/0	2/2	1/1	0/0	2/2	37,29,22,55,53
@SD 11/23	L	6	3/3	1/2	0/0	1/1	0/0	0/1	0/0	22,46B
OAK 11/30	W	10	7/7	1/1	0/0	0/0	1/1	0/0	0/0	38
@WAS 12/7	W	4	1/2	1/3	0/0	0/1	1/2	0/0	0/0	28WR, 38WR, 34
ARI 12/11	L	6	0/0	2/2	1/1	1/1	0/0	0/0	0/0	24,19
NYG 10/21	L	9	3/3	2/2	0/0	1/1	0/0	0/0	1/1	51,20
@SEA 10/28	L	6	0/0	2/2	0/0	0/0	1/1	0/0	1/1	33,52
<b>TOTAL</b>	<b>6-10</b>	<b>106</b>	<b>34/35</b>	<b>24/30</b>	<b>1/1</b>	<b>6/7</b>	<b>10/12</b>	<b>2/3</b>	<b>5/7</b>	

## 2013 ST. LOUIS RAMS

Game	W/L	Pts	XP/XPA	FG/FGA	1-19	20-29	30-39	40-49	50+	Kick-By-Kick
ARI 9/9	W	13	1/1	4/4	0/0	1/1	2/2	1/1	0/0	36, 25, 38, 48
@ATL 9/15	L	6	3/3	1/1	0/0	1/1	0/0	0/0	0/0	29
@DAL 9/22	L	1	1/1	0/0	0/0	0/0	0/0	0/0	0/0	
SF 9/26	L	3	0/0	1/1	0/0	0/0	0/0	1/1	0/0	40
JAC 10/6	W	10	4/4	2/2	0/0	0/0	2/2	0/0	0/0	32, 37
@HOU 10/13	W	8	5/5	1/1	0/0	0/0	0/0	1/1	0/0	42
@CAR 10/20	L	7	1/1	2/2	0/0	1/1	0/0	1/1	0/0	28, 42
SEA 10/28	L	9	0/0	3/4	0/0	2/2	1/1	0/0	0/1	33, 28, 27, 50WR
TEN 11/3	L	3	3/3	0/1	0/0	0/0	0/0	0/1	0/0	44WR
@IND 11/10	W	8	5/5	1/1	0/0	0/0	1/1	0/0	0/0	32
CHI 11/24	W	10	4/4	2/2	0/0	1/1	0/0	1/1	0/0	29, 40
@SF 12/1	L	7	1/1	2/2	0/0	0/0	1/1	1/1	0/0	43, 34
@ARI 12/8	L	4	1/1	1/1	0/0	0/0	0/0	1/1	0/0	44
NO 12/15	W	9	3/3	2/2	0/0	0/0	2/2	0/0	0/0	31, 35
TB 10/22	W	11	2/2	3/3	0/0	1/1	0/0	1/1	1/1	54, 25, 48
@SEA 10/29	L	3	0/0	1/1	0/0	0/0	1/1	0/0	0/0	36
<b>TOTAL</b>	<b>7-9</b>	<b>112</b>	<b>34/34</b>	<b>26/28</b>	<b>0/0</b>	<b>7/7</b>	<b>10/10</b>	<b>8/9</b>	<b>1/2</b>	

## 2012 ST. LOUIS RAMS

Game	W/L	Pts	XP/XPA	FG/FGA	1-19	20-29	30-39	40-49	50+	Kick-By-Kick
@DET 9/9	L	11	2/2	3/3	0/0	1/1	0/0	2/2	0/0	48, 29, 46
WAS 9/16	W	11	2/2	3/3	0/0	0/0	2/2	1/1	0/0	9, 33, 42
@CHI 9/23	L	6	0/0	2/2	0/0	0/0	0/0	1/1	1/1	56, 46
SEA 9/30	W	13	1/1	4/4	0/0	1/1	0/0	1/1	2/2	58, 48, 60, 24
ARI 10/4	W	5	2/2	1/1	0/0	0/0	0/0	0/0	1/1	53
@MIA 10/14	L	6	0/0	2/5	0/0	0/0	1/2	1/1	0/2	48, 32, 52WL, 37WL, 66WL
GB 10/21	L	8	2/2	2/2	0/0	0/0	0/0	1/1	1/1	50, 43
NE 10/28	L	1	1/1	0/0	0/0	0/0	0/0	0/0	0/0	
@SF 11/11	T	6	3/3	1/2	0/0	1/1	0/0	0/0	0/1	27, 58WR
NYJ 11/18	L	1	1/1	0/0	0/0	0/0	0/0	0/0	0/0	
@ARI 11/25	W	7	4/4	1/2	1/1	0/0	0/1	0/0	0/0	35WL, 19
SF 12/2	W	6	0/0	2/3	0/0	0/0	0/0	0/0	2/3	58WR, 53, 54
@BUF 12/9	W	1	1/1	0/0	0/0	0/0	0/0	0/0	0/0	
MIN 12/16	L	2	2/2	0/0	0/0	0/0	0/0	0/0	0/1	57WR
@TB 12/23	W	4	4/4	0/0	0/0	0/0	0/0	0/0	0/0	
@SEA 12/30	L	7	1/1	2/3	0/0	1/1	1/1	0/0	0/1	51WR, 39, 25
<b>TOTAL</b>	<b>7-8-1</b>	<b>95</b>	<b>26/26</b>	<b>23/31</b>	<b>1/1</b>	<b>4/4</b>	<b>4/6</b>	<b>7/7</b>	<b>7/13</b>	