



ST. LOUIS RAMS



WEEK 10

St. Louis Rams (4-4) vs. Chicago Bears (3-5)

Sunday, November 15, 2015 • Edward Jones Dome • Noon CT



2015 SCHEDULE

| | | | |
|-----------------|---------------------------|------------------|-------------|
| Sept. 13 | Seattle | W, 34-31 (OT) | |
| Sept. 20 | @ Washington | L, 24-10 | |
| Sept. 27 | Pittsburgh | L, 12-6 | |
| Oct. 4 | @ Arizona | W, 24-22 | |
| Oct. 11 | @ Green Bay | L, 24-10 | |
| Oct. 18 | BYE | | |
| Oct. 25 | Cleveland | W, 24-6 | |
| Nov. 1 | San Francisco | W, 27-6 | |
| Nov. 8 | @ Minnesota | L, 21-18 (OT) | |
| Nov. 15 | Chicago | Noon | Fox |
| Nov. 22 | @ Baltimore | Noon | Fox |
| Nov. 29 | @ Cincinnati | Noon | Fox |
| Dec. 6 | Arizona | Noon | Fox |
| Dec. 13 | Detroit | Noon | Fox |
| Dec. 17 | Tampa Bay (Thurs.) | 7:25 p.m. | NFLN |
| Dec. 27 | @ Seattle | 3:25 p.m. | Fox |
| Jan. 3 | @ San Francisco | 3:25 p.m. | Fox |

RAMS MEDIA HUB

Visit the Rams Newsroom and media website at media.stlouisrams.com and follow us @STLouisRams

MEDIA AVAILABILITY

| | |
|------------------------|--|
| TUES., NOV. 10 | Practice: Media Viewing Period - 4:40-5 p.m. Open Locker Room: 5:45 - 6:30 p.m. RB Todd Gurley Available |
| WED., NOV. 11 | Practice 2:40 - 4:30 p.m. Fisher, Cignetti Available on field QB Nick Foles Available Open Locker Room: 4:30 - 5:15 p.m. Conference Calls: John Fox - 1:25 p.m. QB Jay Cutler - 1:35 p.m. |
| THURS., NOV. 12 | No Availability |
| FRI., NOV. 13 | Practice 11:45 a.m. - 1:30 p.m. Coach Fisher Available on field Defensive Coordinator G. Williams Available Open Locker Room: 1:30 - 2:15 p.m. |
| SAT., NOV. 14 | No Availability |
| SUN., NOV. 15 | Rams vs. Bears Noon - Edward Jones Dome |

RAMS SEEK THIRD-STRAIGHT HOME WIN



DT Aaron Donald

Following a Week 9 overtime loss at Minnesota, the St. Louis Rams look to get back on track as they return to the Edward Jones Dome where they've won three of their four home games this season.

Sunday's contest will be the 90th regular-season meeting between the Rams and Bears. It's a series that dates back to the Rams' inaugural 1937 season in Cleveland. Chicago leads the all-time series, 35-51-3, although the Rams took the last match up, a 42-21 contest played in St. Louis in 2013.

The Rams have ridden a strong defense and running game to success this season. St. Louis ranks fifth in the NFL in yards per game allowed (328.8) and is tied for second in sacks with 27. The Rams have been particularly stout at home as they've allowed 24 total points in their last three outings.

Offensively, St. Louis is averaging 135.5 yards per game on the ground, fourth best in the NFL. RB Todd Gurley has 664 yards in six games and has been complimented by WR Tavon Austin, who is averaging 8.3 yards per carry on 25 attempts.

RAMS PUBLIC RELATIONS

| | |
|----------------|--|
| ARTIS TWYMAN: | SENIOR DIRECTOR, COMMUNICATIONS ATwyman@Rams.NFL.com - 314-516-8759 |
| JULIA FARON: | MANAGER, MEDIA RELATIONS JFaron@Rams.NFL.com - 314-516-8766 |
| CASEY PEARCE: | MANAGER, MEDIA INFORMATION CPearce@Rams.NFL.com - 314-516-8765 |
| TIFFANY WHITE: | COMMUNICATIONS COORDINATOR TWhite@Rams.NFL.com - 314-516-8770 |

BROADCAST INFORMATION



TELEVISION:

CBS - KMOV 4 St. Louis

Play-By-Play: Andrew Catalon

Color Analyst: Steve Beuerlein

Sideline Analyst: Steve Tasker



RAMS RADIO:

WXOS, 101.1 FM

Play-By-Play: Steve Savard

Color Analyst: D'Marco Farr

Sideline Reporter: Will Witherspoon



WEEK 10: ST. LOUIS RAMS VS. CHICAGO BEARS



NOTABLE CONNECTIONS

Former Bears:

- Rams Head Coach **Jeff Fisher** was drafted by the Bears in 1981 and played five seasons with the club.
- Rams Assistant Head Coach **Dave McGinnis** coached Chicago's linebackers from 1986-95.
- Rams Assistant DL Coach **Clyde Simmons** played for the Bears from 1999-2000.
- Rams Quality Control/Defense Coach **Dennard Wilson** was a scout with the Bears from 2008-11.
- Rams Assistant Head Coach/Offense **Rob Boras** held the same position with the Bears from 2004-09.
- Rams National Scout **Ted Monago** worked in the Bears' personnel department for 12 seasons.

Former Rams:

- Bears Assistant Special Teams Coach **Derius Swinton** held the same position with the Rams from 2009-11.

Family Ties:

- Bears **T Kyle Long** is the younger brother of Rams **DE Chris Long**.

Missouri Ties:

- Bears **DL Ziggy Hood** played at Mizzou.

Illinois Ties:

- Rams **DT Louis Trinca-Pasat** (practice squad) is from Chicago.
- Rams Assistant Head Coach/Offense **Rob Boras** is from Glen Ellyn, Ill. and was the head coach at Benedictine University.

Coaching Connections:

- Rams Defensive Backs Coach **Brandon Fisher** was college teammates with Bears **WR/KR Marc Mariani** at Montana. Rams Head Coach **Jeff Fisher** was the head coach in Nashville when the Titans drafted Mariani. Rams Assistant Head Coach **Dave McGinnis** and Senior Defensive Assistant **Chuck Cecil** also worked with Mariani in Tennessee.
- Rams Special Teams Coordinator **John Fassel** held the same position in Oakland when Bears **LB Lamarr Houston** played for the Raiders.
- Rams Defensive Coordinator **Gregg Williams** held the same position in New Orleans when Bears **T Jermon Bushrod** and **CB Tracy Porter** played for the Saints.
- Rams Head Coach **Jeff Fisher**, Assistant Head Coach **Dave McGinnis**, Senior Defensive Assistant **Chuck Cecil** and LB Coach **Frank Bush** worked with Bears QB Coach **Dowell Loggains** with the Titans.

NFL Teammate Connections:

- Rams **DT Nick Fairley** and Bears **LB Willie Young** in Detroit.
- Rams **WR Wes Welker** played for the Broncos last year when Bears Head Coach **John Fox** and Offensive Coordinator **Adam Gase** were among several Bears coaches who were with the Denver club at the time.

College Teammate Connections:

- Rams **DT Michael Brockers** with Bears **LB Lamin Barrow** at LSU.
- Rams **G Jamon Brown** with Bears **WR Joshua Bellamy** at Louisville.
- Rams **QB Nick Foles** with Bears **RB Ka'Deem Carey** at Arizona.
- Rams **DB Lamarcus Joyner** with Bears **DT Eddie Goldman** and **LB Christian Jones** at Florida State.
- Rams **S Rodney McLeod** with Bears **LB LaRoy Williams** at Virginia.

BY THE NUMBERS

7

Number of total touchdowns for Tavon Austin this season: four receiving, two rushing and one via punt return.

13.8

Average points per game for road teams at the Edward Jones Dome, giving the Rams the second best scoring defense at home this season

27

Number of sacks for the Rams this season, tied for the second most in the NFL.

50

Number of career sacks for DE Robert Quinn, who reached the half-century mark last week.

104

Number of consecutive starts for James Laurinaitis, the second longest active streak among NFL linebackers.

664

Number of rushing yards for Todd Gurley, fourth most among all NFL backs this season

SACK ATTACK

Armed with five former first-round draft picks, one of the Rams' biggest strengths is their defensive line. That strength has shown itself in the team's ability to get to the opposing quarterback.

On the year, the Rams have 27 sacks, which is tied for second most in the NFL, just three off of Denver's league-leading pace.

In the Rams' last home game, they sacked Colin Kaepernick three times, hit him 11 and pressured him 14 times. In a Week 7 win over Cleveland, they dropped Josh McCown four times and forced fumbles on two of them.



DT Aaron Donald

In Week 4, they got to Carson Palmer four times after Arizona had allowed just one sack in its first three games. St. Louis sacked Russell Wilson six times in a Week 1 win and got to Pittsburgh quarterbacks five times in Week 3.

DE Robert Quinn leads the Rams with 5.0 sacks, while fellow Pro Bowler DT Aaron Donald has 4.5. S Maurice Alexander recorded the team's only sack last week. It was his first of his career.

Since Jeff Fisher took over in 2012, the Rams have recorded 172 sacks as a team. That's the most in the NFL over that time period.

Most Team Sacks, 2012-present

| | Sacks |
|-----------------------|-------|
| 1. St. Louis Rams | 172 |
| 2t. Denver Broncos | 164 |
| 2t. Carolina Panthers | 164 |
| 4. Buffalo Bills | 160 |
| 5. Green Bay Packers | 155 |



WEEK 10: ST. LOUIS RAMS VS. CHICAGO BEARS



RAMS-BEARS 2015 TEAM COMPARISON

| | RAMS | BEARS |
|--|--------|--------|
| Record | 4-4 | 3-5 |
| Division Standing | 2 | 3 |
| Turnover Margin | +4 | -1 |
| OFFENSE | | |
| Net Yards Per Game | 312.6 | 347.1 |
| Yards Per Play | 5.5 | 5.2 |
| Points Per Game | 19.1 | 20.3 |
| Possession Average | 27:48 | 31:11 |
| Net Rushing Yards Per Game | 135.5 | 109.8 |
| Net Passing Yards Per Game | 177.1 | 237.4 |
| Had Intercepted | 5 | 6 |
| Sacks Allowed/Yards | 12/81 | 14/72 |
| Fumbles/Lost | 10/5 | 12/4 |
| Third Down Pct. | 23.8 | 43.9 |
| Giveaways | 10 | 10 |
| DEFENSE | | |
| Net Yards Per Game | 323.8 | 341.9 |
| Yards Per Play | 4.9 | 5.7 |
| Points Per Game | 18.2 | 27.6 |
| Opposing Possession Average | 32:12 | 28:49 |
| Net Rushing Yards Per Game | 104.0 | 121.6 |
| Net Passing Yards Per Game | 219.8 | 220.3 |
| Interceptions/Yards | 6/44 | 6/148 |
| Sacks/Yards | 27/137 | 14/96 |
| Opponent Fumbles/Lost | 12/8 | 7/5 |
| Third Down Pct. | 32.7 | 46.2 |
| Takeaways | 14 | 11 |
| SPECIAL TEAMS | | |
| Punts-Average Yards (Gross) | 48.4 | 46.1 |
| Punts-Average Yards (Net) | 43.3 | 39.4 |
| Punt Return Yards-Average Per | 10.1 | 8.0 |
| Punt Return Yards-Average Per Allowed | 7.9 | 11.2 |
| Kickoff Return Yards-Average Per | 22.4 | 24.7 |
| Kickoff Return Yards-Average Per Allowed | 23.8 | 29.7 |
| Field Goals Made/Attempted | 13/20 | 17/20 |
| PENALTIES | | |
| Penalties Against/Yards | 68/518 | 58/540 |
| Opponent Penalties Against/Yards | 58/507 | 53/456 |

RAMS-BEARS 2015 INDIVIDUAL COMPARISON

| RAMS | BEARS |
|---|-------------------------------|
| PASSING YARDS | |
| N. Foles.....1,478 | J. Cutler1,787 |
| RUSHING YARDS | |
| T. Gurley.....664 | M. Forte.....548 |
| T. Austin.....207 | J. Langford152 |
| T. Mason.....98 | J. Cutler91 |
| RECEIVING YARDS | |
| K. Britt311 | A. Jeffery.....492 |
| T. Austin.....300 | M. Bennett381 |
| J. Cook.....255 | M. Wilson.....317 |
| S. Bailey.....182 | M. Forte.....219 |
| POINTS SCORED | |
| G. Zuerlein.....53 | R. Gould62 |
| T. Austin.....41 | M. Forte.....20 |
| T. Gurley.....24 | J. Langford20 |
| SACKS | |
| R. Quinn5.0 | P. McPhee.....5.0 |
| DEFENSIVE TACKLES | |
| A. Ogletree.....55 | C. Jones.....49 |
| T. McDonald.....49 | P. McPhee.....35 |
| M. Barron.....44 | S. McClellin33 |
| KICKOFF RETURNS (YARDS PER RETURN) | |
| B. Cunningham11 (23.8) | M. Mariani13 (26.2) |
| PUNT RETURNS (YARDS PER RETURN) | |
| T. Austin.....16 (10.1) | M. Mariani15 (8.0) |
| FIELD GOALS | |
| G. Zuerlein.....13/20 (.650) | R. Gould17/20 (.850) |
| PUNTS (GROSS/NET AVG.) | |
| J. Hekker.....47 (48.4/43.3) | P. O'Donnell...33 (46.2/39.8) |

RED ZONE = RED LIGHT

The Rams have allowed their opponents to reach the 20 yard line just 19 times this season, tied for the fewest red zone visits by an opponent in the NFL. When teams do reach the red zone against the Rams, they're forced to settle for field goals more often than not.

Last week, the Vikings reached the Rams' defensive red zone three times and were forced to settle for a field goal on one of those trips.

On the season, opponents have scored touchdowns on just 36.8 percent of their trips inside the Rams' 20 yard line. That's the best total in the NFL.



DT Michael Brockers

| 2015 NFL Red Zone Defense | Pct. TD Scored |
|---------------------------|----------------|
| 1. St. Louis Rams | 36.8 |
| 2. New York Jets | 40.0 |
| 3. Cincinnati Bengals | 42.1 |
| 4. Minnesota Vikings | 45.5 |
| 5. Seattle Seahawks | 47.4 |

2015 RAMS EXPECTED STARTERS

OFFENSE

WR Kenny Britt – Caught three passes for 87 yards last week. Leads Rams with 311 yards on the season. Set up a touchdown with a 41-yard catch in win over Cleveland. Set a new career high with 48 receptions in 2014 and led Rams with 748 receiving yards.

LT Greg Robinson – Second overall pick in 2014 NFL Draft made 20th-consecutive start last week. Started the final 12 games of last season: three at left guard and nine at left tackle. First-Team All-SEC and Second-Team All-American in final season with SEC Champion Auburn.

LG Garrett Reynolds – Seventh-year pro has started at right tackle after starting previous two weeks at left guard. Has started 30 career games (23 at right guard) and appeared in 60. Joined Rams this offseason after stints in Atlanta and Detroit.

C Tim Barnes – Won starting center job in training camp. Made 12th career start last week. Fourth-year pro originally joined Rams practice squad in 2011 before securing roster spot.

RG Jamon Brown – Third-round draft pick started first five NFL games at left guard before moving to right side in Week 7, where he's started last three. Started 60 games during collegiate career at Louisville. Named second-team All-ACC as a senior last season.

RT Rob Havenstein – Second-round pick missed last week's game due to ankle injury after starting at right tackle in each of first seven NFL games. Named first-team All-Big 10 and second-team All-American by The Sporting News and USA Today in 2014. Tied Wisconsin record with 54 games played.

TE Jared Cook – Caught one pass for 10 yards vs. Vikings to give him 20 for 255 on the year. Led team in receptions in 2014 for the second-consecutive season (52).

TE Lance Kendricks – Caught two passes for 25 yards last week to give him 11 rec. for 117 yards on the season. Caught 37-yard touchdown pass in Week 1. Caught 27 passes for 259 yards in 2014.

WR Tavon Austin – Caught four passes for 15 yards and rushed eight times for 66 yards at Minnesota. Has seven total scores on the season. Leads Rams with 28 receptions and is second with 207 rushing yards.

QB Nick Foles – Passed for 168 yards in Week 9. Has 1,478 yards, seven touchdowns and five interceptions this season. Has thrown 53 touchdown passes and 22 interceptions in 32 career starts.

RB Todd Gurley – Fourth in the NFL with 664 rushing yards. Rushed for 89 yards and a touchdown at Vikings. Rushed for 159 yards on 30 carries in Week 5. Made first career start in Week 4 and rushed for 146 yards on 19 carries. Tenth-overall pick in April's draft.

KEY CONTRIBUTORS

RB Tre Mason – Has 38 carries for 98 yards on the year. Finished second among all NFL rookies with 765 rushing yards last season.

RB Benny Cunningham – Third among Rams with 16 catches and fifth with 167 receiving yards this season. Gained 122 yards from scrimmage in Week 1 - 45 rushing and 77 receiving. Led the NFC and finished fifth in the NFL in kick return average (27.5) in 2014.

TE Cory Harkey – Bruising tight end/fullback serves as lead blocker in the run game. Caught eight passes for 55 yards and a touchdown a year ago. Also scored a two point conversion on a fake PAT.

DEFENSE

LDE William Hayes – Had four tackles and three QB pressures last week. Recorded 2.0 sacks and two forced fumbles in win over Browns. Tallied seven tackles (one for loss) in Week 1 vs. Seahawks. Started nine games in 2014 in place of injured Chris Long.

LDT Aaron Donald – Leads Rams with 11 tackles for loss and 23 QB pressures. Second on team with 4.5 sacks. Led all NFL rookies in sacks in 2014 with 9.0 sacks to set a new Rams rookie record. Named to Pro Bowl last season.

RDT Michael Brockers – Posted four tackles last week. Has 2.0 sacks and eight tackles for loss on the year. Started all 16 games and finished second among Rams defensive linemen with 73 tackles in 2014.

RDE Robert Quinn – Inactive last week; missed first game since Week 1 of 2011. Leads team with 5.0 sacks. Posted 2.0 sacks against Seattle to give him 13 multi-sack games since 2012. Led Rams with 10.5 sacks in 2014, his third-consecutive season in double digits in the category.

MLB James Laurinaitis – Tied for team lead with nine tackles last week. Intercepted a pass and had nine tackles in Week 5. Notched first sack of season to go along with five tackles and a forced fumble in Week 4 win at Arizona. In Week 3, passed Merlin Olsen to become franchise's all-time leading tackler. Posted sixth-consecutive 100-tackle season (168) in 2014.

SLB Akeem Ayers – Posted a season-high nine tackles and forced a fumble at Minnesota. Recovered a fumble in win over Cleveland. Has 18 total tackles this season. Signed with the Rams this offseason after spending 2014 with the Titans and Patriots. Has started 52 games in five NFL seasons.

LCB Trumaine Johnson – Recorded team-leading third interception last week. Grabbed second interception of the season and had four tackles at Green Bay. Posted nine tackles, two pass breakups and a fumble recovery in win over Cardinals. Led the Rams with three interceptions in 2014.

RCB Janoris Jenkins – Tallied team-high seventh pass breakup at Vikings. Had two pass breakups vs. 49ers. Forced a fumble and broke up two passes vs. Cleveland. Has two interceptions and 36 tackles while starting all eight games. Has 5 INT/TDs on his career, tied for most in Rams history.

WS Mark Barron – Leads Rams with 63 tackles on the season. Set a career high with 19 tackles in win over Browns and forced two fumbles. Former seventh-overall selection by Tampa Bay played in nine games with St. Louis in 2014.

SS T.J. McDonald – Inactive last week due to foot injury. Forced a fumble and recorded eight tackles in win over Browns. Led Rams with 10 tackles at Green Bay. His 53 stops are second most among Rams this season. Third among Rams with 136 tackles in 2014.

FS Rodney McLeod – Has 47 tackles on the year. Scored first career touchdown on fumble recovery in win over Cleveland. Forced a fumble that led to a Rams touchdown in win at Arizona. Has now started 40 straight games. Notched 96 tackles, six passes defended and two forced fumbles to go with two interceptions in 2014.

KEY CONTRIBUTORS

S Maurice Alexander – Made first career start last week and recorded four tackles and a sack. Second-year pro mostly played on special teams as a rookie in 2014.

DB Lamarcus Joyner – Has 45 tackles and 2.0 sacks. Second-round pick played in 10 games with one start in 2014. Had 48 tackles, one sack and three passes defended.

DT Nick Fairley – Posted eight tackles at Vikings. Recovered a fumble and had a tackle for loss last week. Has 30 tackles, five QB pressures and a half sack on the season. Former first-round draft pick of Detroit signed with the Rams this offseason.

DE Ethan Westbrooks – Recorded a sack in consecutive weeks in wins over Cleveland and San Francisco. Has 15 tackles and six QB pressures on the season.

FINISHING MOVES

In a tight game on the road last week, RB Todd Gurley was at his best when the Rams needed him the most.

Continuing a trend he's set throughout the year, Gurley rushed for 56 yards in the fourth quarter as St. Louis was able to force overtime in Minnesota.

Gurley has been the NFL's best back in the fourth quarter throughout the season.

Despite playing in just six games, he leads all NFL running backs in fourth quarter rushing with 277 yards.



RB Todd Gurley

In the Rams' win at Arizona, Gurley ran nine times for 106 yards in the fourth quarter with runs of 52, 30 and 20 yards. His 30-yard carry could have resulted in his first career touchdown, but with the Rams clinging to a two-point lead in the final minute, Gurley went to the ground and gave himself up rather than giving Arizona another possession.

His 106 rush yards are the most in the fourth quarter by a Rams player since Eric Dickerson's 124 on November 25, 1984. His total was the most by a Ram in any quarter since Marshall Faulk posted 143 in the first quarter of a contest on November 11, 2001.

On the season, Gurley has an NFL-best six runs of 10+ yards in the fourth quarter.

Most 4th Quarter Rushing Yards, 2015 Season

| | Games | Yards |
|-------------------------|-------|-------|
| 1. Todd Gurley, STL | 6 | 277 |
| 2. Giovani Bernard, CIN | 8 | 214 |
| 3. Justin Forsett, BAL | 8 | 200 |
| 4. Karlos Williams, BUF | 5 | 168 |
| 5. Davonta Freeman, ATL | 9 | 164 |

GURLEY'S THE MAN

Nearly 10 months after suffering an injury that ended his collegiate career, Rams RB Todd Gurley made his NFL debut in Week 3 of the season, and he didn't waste time showing why he was coveted so early in the draft.

Gurley is one of just six running backs in the last 10 years to be drafted in the top 10. He was highly coveted by the Rams after a stellar career at Georgia.

In just 30 games with the Bulldogs, Gurley rushed for 100 or more yards 18 times. He scored 44 rushing touchdowns and gained 3,285 yards on the ground. Both of those numbers are second in school history, trailing only former Heisman Trophy winner Herschel Walker. Gurley averaged 6.4 yards per carry during his collegiate career and caught 65 passes.



RB Todd Gurley

Running Backs Drafted in the top 10 since 2006

| Player, College | Year | NFL Team | Overall Selection |
|------------------------|------|----------|-------------------|
| T. Gurley, Georgia | 2015 | Rams | 10 |
| T. Richardson, Alabama | 2013 | Browns | 3 |
| C.J. Spiller, Clemson | 2010 | Bills | 9 |
| D. McFadden, Arkansas | 2008 | Raiders | 4 |
| A. Peterson, Oklahoma | 2007 | Vikings | 7 |
| R. Bush, USC | 2006 | Saints | 2 |

NICE START, ROOKIE

Rams rookie RB Todd Gurley needed one game to get his feet under him. Since then, it's been smooth sailing for the 10th-overall pick in April's draft.

Gurley gained just nine yards on six carries in his NFL debut in Week 3. He then exploded for 146 in Week 4 to help the Rams beat the Arizona Cardinals, and he bested that with 159 a week later at Green Bay. He paced the Rams with 128 yards on just 19 carries in their Week 7 win over Cleveland and scored his first two NFL touchdowns.



RB Todd Gurley

It was much of the same in Week 8 as he ran for 133 yards on 20 carries, including a 71-yard touchdown run, in a win over San Francisco. Last week, he gained 89 yards on 24 carries and scored for the third-straight week.

With 664 total rushing yards, Gurley leads all rookies and ranks fourth among all players this season in the category. His high ranking comes despite the fact that he didn't play in the first two weeks. Gurley has at least 23 carries less than any other runner currently in the top five in league standings.

2015 NFL Leaders, Rushing yards

| | Rushes | Yards | Yards/Carry |
|-------------------------|--------|-------|-------------|
| 1. Adrian Peterson, MIN | 169 | 758 | 4.49 |
| 2. Devonta Freeman, ATL | 164 | 721 | 4.40 |
| 3. Chris Johnson, ARI | 141 | 676 | 4.79 |
| 4. Todd Gurley, STL | 118 | 664 | 5.63 |
| 5. Doug Martin, TB | 143 | 643 | 4.50 |

HONOR ROLL

RB Todd Gurley has proven to be the big-play threat the Rams thought they were getting when they drafted him early in the first round.

Six games into his career, here are a few of Gurley's notable accomplishments:

- He's the first rookie in NFL history to rush for 125 yards or more in four-consecutive games.

- His 566 yards are the most by a back in his first four career starts during the Super Bowl era.

- He ranks fourth in the NFL in rushing yards (664), third in yards per carry (5.63) and first in yards per game (110.7).

- His seven runs of 20 yards or more are tied for second in the NFL.

- His five runs of 30 yards or more leads the NFL and his 18 runs of 10 or more yards is fourth.

- Gurley was named the NFL's Offensive Rookie of the Month for October after he rushed for 433 yards and two touchdowns in three games.

- He was voted the NFL's Pepsi Rookie of the Week after rushing for 146 yards in the team's win over Arizona and was the FedEx Ground Player of the Week after gaining 133 yards in a win over San Francisco.



RB Todd Gurley

RUSHING ROBERT

A knee injury kept Rams DE Robert Quinn out of action in Week 9, but he hopes to resume his pursuit of a third-straight Pro Bowl appearance this week.

When Quinn was inactive at Minnesota, it ended a run of 70-consecutive games played for the fifth-year pro. He last missed a game in Week 1 of 2011, his rookie season.

In his last outing, Quinn recorded his team-leading fifth sack of the season last week and swatted down two Colin Kaepernick passes.



DE Robert Quinn

In Week 1, Quinn recorded 2.0 sacks, two QB pressures and two QB hits to help the Rams defeat Seattle. It was his 13th multi-sack game of his career.

In addition to seeking a third-straight Pro Bowl, Quinn is also aiming for a fourth-straight year of reaching double digits in sacks. Last year, Quinn became the first Rams defender to go to consecutive Pro Bowls since CB Jerry Gray did so in 1988-89.

Quinn has developed a knack for getting the ball out of the opponents' hands. Since becoming a full-time starter in 2012, he has forced 16 fumbles, which gives him the most forced fumbles in the NFL in that time frame.

Most Forced Fumbles, 2012-present

1. Robert Quinn, STL
2. Charles Tillman, CHI/CAR
3. J.J. Watt, HOU
- 4t. Ryan Kerrigan, WAS
- 4t. Cameron Wake, MIA

Forced Fumbles


- 16
- 15
- 13
- 12
- 12

ON THE MARK

Mark Barron recently entered the Rams' starting lineup, and he has made his impact felt.

Barron started his third-consecutive game last week and posted eight tackles. He led the Rams with 11 tackles in their win over San Francisco in Week 8. Two of those resulted in lost yardage for the 49ers.

A week earlier, Barron recorded a career-high 19 tackles, which is the most by any Ram in a game since 2001. Coaches also credited Barron with two tackles for loss, two forced fumbles and a quarterback hit.



S/LB Mark Barron

While Barron played safety in college and during his first three NFL seasons, he's being deployed much like a linebacker in the Rams' current scheme. When LB Alec Ogletree suffered an injury in Week 4, Barron stepped in to the starting position on the weak side, and he's played every snap since.

Prior to Ogletree's injury, Barron was a regular contributor in the Rams' sub packages on defense. He now leads the team with 63 tackles and has five pass breakups and a sack this season.

Barron entered the NFL with the Tampa Bay Buccaneers, who drafted him with the seventh overall pick in 2012. He was traded to the Rams midway through the 2014 campaign in exchange for a fourth and sixth round picks in the 2015 draft. Barron played in nine games with the Rams in 2014 and had 3.0 sacks.

LUCKY NUMBER 13


Rams DT Aaron Donald has quickly established himself as one of the NFL's most dominant interior defenders.

At Minnesota last week, he had two QB pressures to give him a team-high 23 on the season. He has 4.5 sacks and leads the Rams with 11 tackles for loss this season. He has at least a half sack in 10 of his last 15 games.

The Rams felt lucky to snag Donald with the 13th pick in the draft. Donald went to the Pro Bowl and was the NFL's Defensive Rookie of the year.

Donald's 9.0 sacks led all NFL rookies in the category and were second most amongst all NFL defensive tackles. He also posted a team-high 17 tackles for loss and coaches credited him with 32 QB pressures and 12 QB hits. His 9.0 sacks are the most ever by a Rams rookie regardless of position. He forced two fumbles and made a significant impact on the St. Louis defense.

Since the start of Donald's rookie season, he's among the league's best defensive tackles when it comes to getting to the quarterback.



DT Aaron Donald

Most Sacks by a Defensive Tackle, 2014-15

1. Aaron Donald, STL
2. Gerald McCoy, TB
3. Ndamukong Suh, DET/MIA
4. Marcel Dareus, BUF
5. Kawann Short, CAR

Sacks

- 13.5
- 13.0
- 11.5
- 11.0
- 9.5

MAN IN THE MIDDLE

James Laurinaitis became the answer to a trivia question last month. What player ended Aaron Rodgers' streak of 587 passes at Lambeau Field without an interception? That would be the Rams' middle linebacker.

Since 2009, only three linebackers - DeAndre Levy, Paul Posluszny and Sean Lee - have more interceptions than Laurinaitis' 10. Also since 2009, the year the Rams made Laurinaitis a second-round pick, he's the only player in the NFL with 15 or more sacks and 10 or more interceptions.

Laurinaitis has reached the 100 tackle mark in each of his first six NFL seasons, and with 58 this year, he's on pace to do so once again.



LB James Laurinaitis

Laurinaitis has been durable throughout his career. He's started 104 straight games, the second-longest active streak among NFL linebackers. Because of his ability to play the run and pass, he rarely leaves the field. He's played every Rams defensive snap this season.

Earlier this season, Laurinaitis passed Hall of Famer and 14-time Pro Bowler Merlin Olsen to become the Rams' all-time leading tackler.

Most Tackles, Rams History

1. James Laurinaitis, 2009-present
2. Merlin Olsen, 1962-76
3. Jack Reynolds, 1970-80
4. Deacon Jones, 1961-71

Tackles

- 957
- 915
- 897
- 896

BEST IN CLASS



DE Robert Quinn

For teams in need of impact pass rushers, the 2011 NFL Draft was certainly the place to find one.

In the top 16 picks, there were seven "front seven" players selected. Six of those players have at least 30 sacks, including Robert Quinn.

With the 14th pick, the Rams were fortunate to snag Quinn, who boasts 49.0 career sacks. Quinn came off the board after Von Miller (53.0 sacks), J.J. Watt (65.5) and Aldon Smith (46.5), and each player has made a name for himself.

Quinn has certainly stood out among his peers. He finished sixth in the NFC in the category last year and he led the conference with 19.0 sacks in 2013. Since coming into the NFL in 2011, Quinn is seventh in sacks. Since the start of the 2012 season, only two players have more sacks than Quinn.

Most Sacks Since Start of 2012

| | Sacks |
|-----------------------|-------|
| 1. J.J. Watt, HOU* | 60.0 |
| 2. Justin Houston, KC | 48.5 |
| 3. Robert Quinn, STL* | 45.0 |
| 4. Cameron Wake, MIA | 42.0 |
| 5. Von Miller, DEN | 41.5 |

*2011 First Round Pick

TAKE IT AWAY & MAKE 'EM PAY



CB Janoris Jenkins

Throughout the season, the Rams' defense has set their offense up by taking away the football.

In their Week 7 win over Cleveland, the Rams scored 17 of their 24 points following takeaways by their defense and capitalized on three of their four fumble recoveries.

In the team's Week 4 win at Arizona, the Rams came away with three total takeaways and scored on all three of them.

On the season, the Rams have forced 14 turnovers and have scored following 10 of them. Of the Rams' 126 points scored this year, 50 have come following a defensive takeaway, meaning 32.7 percent of their total points have come off turnovers. That's the third-highest percentage of any team in the NFL. The 50 points off turnovers are tied for the ninth most in the NFL this season.

The Rams are +4 in turnover ratio this season, tied for seventh in the NFL. Here's a look at how the Rams have cashed in:

Takeaway

T. Johnson Interception vs. SEA
 A. Ogltree Forced Fumble at WAS
 J. Jenkins Interception vs. PIT
 M. Barron Forced Fumble at ARI
 J. Jenkins Interception at ARI
 R. McLeod Forced Fumble at ARI
 T. Johnson Interception at GB
 J. Jenkins Forced Fumble vs. CLE
 W. Hayes Forced Fumble vs. CLE
 T. McDonald Forced Fumble vs. CLE

Scoring Play

33-yd. G. Zuerlein FG
 K. Britt 40-yard TD Catch
 49-yd. Greg Zuerlein FG
 T. Austin 12-yard TD Catch
 30-yd. G. Zuerlein FG
 S. Bailey 18-yard TD Catch
 42-yd. G. Zuerlein FG
 20-yard R. McLeod Fumble Return
 39-yd. G. Zuerlein FG
 T. Gurley 1-yd. TD Run

IN GOOD STANDING

The Rams have been among the NFL's top defenses this season, and they hope to continue the trend as they return to the Edward Jones Dome this week.

In their Week 9 loss at Minnesota, St. Louis held the Vikings to 3-of-13 on third down and under 300 total yards (293).

St. Louis has allowed just 12 points in their last two home games and have gone 10-consecutive quarters at home without allowing a touchdown.



S.T.J. McDonald and CB Trumaine Johnson

The Rams are among the NFL leaders in multiple defensive categories this season.

| Category | Number | NFL Rank |
|------------------|-------------------|----------|
| Total Defense | 328.8 yards/game | 5 |
| Points Allowed | 18.3 points/game | 6 |
| Yards Per Carry | 3.8 yards/attempt | 8 |
| Pass Defense | 230 yards/game | 5 |
| Red Zone Defense | 36.8 pct TD rate | 1 |
| Sacks | 27 | 2t |

RETURN TO SENDER

It's safe to say that CB Janoris Jenkins' fourth NFL season has been his best to date.

In the team's Week 7 win over Cleveland, Jenkins forced a fumble that led to a Rams field goal and broke up two passes. In his previous outing, Jenkins didn't record a single statistic, but that was for good reason: he was targeted just once in the passing game and allowed zero completions.



CB Janoris Jenkins

Jenkins has two interceptions but he's still looking for his first touchdown of the year.

With five interceptions returned for touchdowns in his career, he's tied for the franchise record in the category.

In just three seasons, Jenkins equaled the Rams' career record for interceptions returned for touchdowns. Ed Meador (1959-70) and LeRoy Irvin (1980-89) each had five career interception returns for touchdowns. Jenkins has nine total interceptions for his career.

As a rookie, Jenkins recovered a fumble in the end zone in an overtime win over San Francisco. That gives Jenkins six total defensive touchdowns during his two plus seasons in the NFL, which is the most defensive scores by any player during that time frame.

In 2012, Jenkins turned in one of the best seasons by a rookie corner in NFL history. With three interceptions returned for touchdowns in 2012, Jenkins tied the NFL rookie record in the category. He shares the mark with Hall of Famers Ronnie Lott and Lem Barney.

Most Defensive Touchdowns since 2012

| | TDs |
|--------------------------------|-----|
| 1. Janoris Jenkins, STL | 6 |
| 2. Aqib Talib, NE/DEN | 5 |
| 3t. Captain Munnerlyn, CAR/MIN | 4 |
| 3t. William Gay, PIT/ARI | 4 |

RATINGS ARE IN

Since Nick Foles became a full-time starter during the 2013 season, his numbers are among the best in the NFL.

Foles' combined numbers over the past two seasons plus eight games this season put him seventh in yards per attempt (7.7) and ninth in passer rating (95.1) during that time frame. His 17 interceptions during that time are the seventh fewest among quarterbacks with at least 500 attempts.

Over the last three seasons (2013-15), Foles has posted an 18-8 record as a starter. His win percentage of 69.2 is the seventh best in the NFL over that time period.

Foles earned Pro Bowl honors in 2013 following one of the best seasons in Eagles history. He passed for 2,891 yards in just 13 games and tossed 27 touchdown passes with only two interceptions. He completed 64 percent of his passes and added three rushing touchdowns.

In just his ninth career start, Foles threw seven touchdown passes in a win at Oakland. He's one of just seven quarterbacks in NFL history to throw seven scoring strikes in a game. For the season, Foles posted a passer rating of 119.2 in 2013, the highest in Eagles history and the third best single-season total in NFL history.

| <u>Foles Ranking among Starting QBs, 2013-present</u> | <u>NFL Rank</u> |
|---|-----------------|
| Yards Per Attempt - 7.7 | 9 |
| Passer Rating - 95.1 | 9 |
| Fewest Interceptions - 17 | 7 |
| TD/INT Ratio - 2.76 | 5 |
| Winning Percentage - 69.2 | 7 |



QB Nick Foles

TAVON AWESOME

Whether it's throwing it to him, handing it to him, or forcing the opponent to punt it to him, the Rams find ways to get the ball in the hands of Tavon Austin.

Last week, Austin caught four passes for 15 yards and rushed eight times for 66 yards. He leads the Rams with 28 catches on the year and is second with 207 rushing yards.

Austin has scored seven touchdowns this season, which is tied for second most in the NFC. He's found the end zone three different ways: four receiving touchdowns, two rushing and one on a punt return.

Austin's 75-yard punt return in Week 1 was just the third longest of his career. He's the only player in NFL history with a punt return of 75 or more yards in each of his first three seasons. Austin needs just one more punt return for touchdown to tie the Rams' all-time record. Henry Ellard and LeRoy Irvin currently hold the mark at four.

Now in his third NFL season, Austin has 16 career touchdowns: seven receiving, four rushing and three punt returns.

| <u>Most Career Touchdowns by WRs, 2013 Draft</u> | <u>Touchdowns</u> |
|--|-------------------|
| 1t. Tavon Austin, STL | 16 |
| 1t. Keenan Allen, SD | 16 |
| 3. Terrance Williams, DAL | 15 |
| 4. DeAndre Hopkins, HOU | 14 |
| 5. Cordarrelle Patterson, MIN | 11 |

| <u>2015 NFC Leaders, Total Touchdowns</u> | <u>Touchdowns</u> |
|---|-------------------|
| 1. Devonta Freeman, ATL | 11 |
| 2t. Tavon Austin, STL | 7 |
| 2t. Odell Beckham, NYG | 7 |
| 2t. Larry Fitzgerald, ARI | 7 |
| 2t. Julio Jones, ATL | 7 |



WR/PR Tavon Austin

SIR LANCE (SCORES) A LOT

With every touchdown catch, TE Lance Kendricks moves closer to Rams history.

In Week 1, the former Wisconsin Badger caught a 37-yard touchdown pass from Nick Foles that tied the game with 53 seconds remaining. He totaled two receptions for 42 yards in the victory.

The game-tying score was his 14th career touchdown catch, and he's now tied for fourth in franchise history among tight ends in the category. Kendricks tied Troy Drayton (14, 1993-96) in Week 1 and is now just four behind the franchise leader, Damone Johnson (18, 1986-92).

Throughout his five seasons in St. Louis, Kendricks has been a reliable target. He finished the 2012 season with 42 receptions for 519 yards and four touchdowns. His 519 receiving yards were at the time the most by a Rams tight end since the team moved to St. Louis in 1995. Teammate Jared Cook surpassed those totals in 2013.

| <u>Rams All-Time Leaders, TDs by a Tight End</u> | <u>Touchdowns</u> |
|--|-------------------|
| 1. Damone Johnson, 1986-92 | 18 |
| 2. Billy Traux, 1964-70 | 16 |
| 3. Bob Klein, 1969-76 | 15 |
| 4. Troy Drayton, 1993-96 | 14 |
| 4t. Lance Kendricks, 2011-present | 14 |



TE Lance Kendricks

BIG CATCH BRITT

The Rams only added four veterans in free agency this spring, but one of the biggest moves they made involved re-signing one of their own.

WR Kenny Britt leads the Rams with 311 receiving yards this season and is averaging 20.7 yards per catch.

Last week, he caught three passes for 87 yards, including a 55-yarder that set up the team's only touchdown of the day. He also drew a pass interference call on the final drive of regulation, which set up Greg Zuerlein's game-tying field goal.

Britt's 48 receptions last year set a new career high and were second most among St. Louis pass catchers. He turned in two 100-yard games.

For his career, Britt has averaged 15.7 yards per reception. He finished the 2014 campaign at 15.6, which was the 10th highest per catch average in the NFL last season. Nine of his 48 catches went for 25 or more yards, a number that led all Rams receivers.

Britt's seventh NFL season is his second in St. Louis. He spent his first five professional campaigns with the Tennessee Titans, where he played three seasons under Rams Head Coach Jeff Fisher.



WR Kenny Britt

A TRU PLAYMAKER

CB Trumaine Johnson has been among the best in his draft class when it comes to getting his hands on the football.

Johnson, who played collegiately at Montana, was the sixth cornerback taken in the 2012 NFL Draft, but is now tied for the most interceptions among defenders in his draft class and tied for first among Class of 2012 cornerbacks.

Last week, Johnson ended a Minnesota scoring threat when he ripped a ball away from a Vikings wide receiver in the end zone. It was Johnson's team-leading third interception of the season.

His other two picks this season came in fine fashion as well. Both were made while diving forward toward the quarterback.

Despite missing seven games with a knee injury last season, Johnson led the Rams with three interceptions.

Johnson has 38 tackles and six passes defended to go along with his three interceptions this season.



CB Trumaine Johnson

Most Interception, 2012 Draft Class

1t. Trumaine Johnson, STL

1t. Harrison Smith, MIN

1t. Logan Ryan, NE

4t. Janoris Jenkins, STL

4t. Casey Hayward, GB

INTs

11

11

11

9

9

COUNT IT ALL FOR LOSS

Not only are the Rams tied for second in the league with 27 sacks, they're also among the league leaders in negative plays on defense.

The Rams have been credited with 70 total negative plays - 42 against the run and 28 against the pass. Their 70 total negative plays is third in the NFL, while their 42 negative plays against the run is tied for second best.



DT Aaron Donald

DT Aaron Donald leads the Rams with 11 tackles for loss in the run game. StatsPass.com has given Donald and Mark Barron 6.5 "stuffs," which is tied for fifth in the NFL in the category.

2015 NFL Leaders, Opponent Negative Plays

1t. Denver Broncos

1t. Detroit Lions

3. St. Louis Rams

4t. Arizona Cardinals

4t. Miami Dolphins

6. Jacksonville Jaguars

Plays

71

71

70

61

61

60

McSAFETIES

Rams Head Coach Jeff Fisher lauded the play of his starting safeties throughout the 2014 season, and the duo is off to a good start to the 2015 campaign.

Rodney McLeod and T.J. McDonald have become quite a pair. McDonald was inactive last week, breaking a streak of 30-consecutive games the two had started together.



S Rodney McLeod celebrates his touchdown in Week 7 as he's congratulated by S T.J. McDonald

Three weeks ago in the team's win over Cleveland, McLeod recovered a fumble on the Browns' opening drive and returned it 20 yards for a touchdown. It was the first time he'd reached the end zone since high school. He was also part of a key fumble in Week 4 when he delivered a perfectly-placed shoulder to the ball following a Larry Fitzgerald catch. The Rams recovered and drove for a touchdown.

McDonald also made his impact known as he forced a fumble and had eight tackles in the St. Louis victory over Cleveland.

Through eight games, McLeod has 47 tackles (two for loss) to go along with a forced fumble and his recovery for touchdown. McDonald has 53 (two for loss). McDonald is fourth among Rams leading tacklers.

While McDonald and McLeod are enjoying success together, they took very different career paths. McDonald is a former All-American who was drafted in the third round in 2013.

McLeod took the longer road. He was an undrafted free agent in 2012 and led the Rams in special teams tackles as a rookie. He made his way to the starting lineup in 2013 and has started 40 consecutive games. McLeod posted 96 tackles and six passes defended as well as two forced fumbles in his third NFL season.

BROCKERS BRINGING IT

DT Michael Brockers is off to perhaps his best start of his four NFL seasons.

In the team's last home game in Week 8 against San Francisco, he recorded his second sack of the season and tallied two tackles for loss. His first tackle for loss resulted in two points for St. Louis as he helped corral RB Mike Davis in the end zone for a safety.

In Week 1, he led the Rams with 13 tackles, an enormous number for an interior lineman.

His final stop against Seattle was perhaps his best as Brockers and Aaron Donald teamed up to drop RB Marshawn Lynch for a loss on 4th-and-1 to clinch the victory.

Brockers' 48 tackles this season are most among all defensive linemen. His eight tackles for loss are second on the team to only Aaron Donald.

Brockers is one of five Rams defensive linemen who joined the team as a first-round draft pick. He was an All-Rookie selection by the Pro Football Writers of America in 2012.



DT Michael Brockers

GREG THE LEG

Rams K Greg "The Leg" Zuerlein is one of the most prolific long-distance kickers in NFL history, and he put his strong leg to good use last week on a gusty day in Minnesota.



K Greg Zuerlein

His 61-yard second-quarter field goal broke his own team record of 60 for the longest kick in Rams history. In the process, he became just the second kicker in NFL history to make two 60 yard field goals in a career, joining Sebastian Janikowski. Coincidentally, Rams Special Teams Coordinator John Fassel held the same position with the Raiders when Janikowski accomplished his feat.

Zuerlein owns five of the six longest field goals made in Rams history, and his 61-yard kick last week is the longest in the NFL this season. Zuerlein was 4-of-5 on the day as he made kicks from 35, 45, 53 and 61 yards.

Following offseason rule changes that moved extra point attempts to 33 yards, the NFL has seen more misses already this season than in all of 2014 combined. However, Zuerlein is a steady 14-for-14 on such tries.

Zuerlein has been one of the best deep ball kickers in the league since he arrived in 2012. In Week 2 at Washington, Zuerlein made a 52-yard kick. With 16 career kicks from 50 yards or more, Zuerlein ranks second in team history in field goals of 50 yards or more. He passed Josh Brown last week to move into second. He's tied for the third-most 50-yard field goals in the NFL since 2012.

Kickers have made only 15 field goals of 60 yards or more in NFL history, and Zuerlein has two of them.

Longest Field Goals, NFL History

| <u>Player, Team</u> | <u>Year</u> | <u>Length</u> |
|---------------------------|-------------|---------------|
| Matt Prater, DEN | 2013 | 64 |
| David Akers, SF | 2012 | 63 |
| Tom Dempsey, NO | 1970 | 63 |
| Jason Elam, DEN | 1998 | 63 |
| Sebastian Janikowski, OAK | 2011 | 63 |
| Matt Bryant, TB | 2006 | 62 |
| Greg Zuerlein, STL | 2015 | 61 |
| Jay Feely, ARI | 2012 | 61 |
| Sebastian Janikowski, OAK | 2009 | 61 |
| Justin Tucker, BAL | 2013 | 61 |
| Greg Zuerlein, STL | 2012 | 60 |
| Morten Andersen, NO | 1991 | 60 |
| Rob Bironas, TEN | 2006 | 60 |
| Dan Carpenter, MIA | 2010 | 60 |
| Steve Cox, CLE | 1984 | 60 |

Most FG made from 50 yards or more, Rams History

| <u>Player</u> | <u>Years</u> | <u>Number</u> |
|----------------------|----------------|---------------|
| Jeff Wilkins | 1997-07 | 26 |
| Greg Zuerlein | 2012-15 | 16 |
| Josh Brown | 2008-11 | 15 |
| Tony Zendejas | 1991-94 | 8 |
| Mike Lansford | 1982-90 | 4 |

JOHNNY ON THE SPOT

Late in the 2014 season, the Rams rewarded P Johnny Hekker with a new six-year contract that will keep him with the team through the 2020 season.



P Johnny Hekker

Hekker earned the contract by becoming one of the NFL's most dangerous special teams weapons, be it with his foot or his arm.

In 56 career games, Hekker has recorded a net average of 45.0 yards or more on 17 different occasions, including the team's Week 8 win over San Francisco, which saw him net a career high of 49.8 yards per punt. His net average was 48.0 a week earlier against Cleveland.

Week 8 was the fourth time this season he's accomplished the feat. He had a 45.1 net average in Week 4 at Arizona and a 46.1 average in Week 2 at Washington. Hekker finished 4th in the NFL in 2014 in net average (42.3) and 8th in gross (46.5).

On the season, Hekker is third in the NFL with a net average of 43.3 and seventh in gross average at 48.4 yards per punt. He was named the NFC's Special Teams Player of the Month for October after leading the conference with a net average of 44.3 yards per punt during that time frame.


Hekker has placed 18 punts inside opponents' 20 yard line this season, which is tied for third most in the NFL, and only two of his 47 punts have resulted in touchbacks.

Hekker is a former high school quarterback, and the Rams put his passing skills to use on a regular occasion. In Week 5 at Green Bay, he completed a 20-yard pass to Cody Davis on a fake punt. In four NFL seasons, Hekker is 6-of-8 passing on fakes, including a touchdown pass on a fake field goal as a rookie in 2012.

Hekker was a second-team All-Pro in 2014. He earned both Pro Bowl and All-Pro honors in 2013 after he recorded the highest single-season net average (44.2) in NFL history.

WILL THE THRILL

DE William Hayes has provided St. Louis with a "super sub" throughout his four seasons with the team. In his three starts in 2015, in place of his good friend Chris Long, Hayes has once again been a super starter.



DE William Hayes

Hayes had a tackle for loss and three pressures last week at Minnesota. In Week 7 against Cleveland, he posted 2.0 sacks and forced two fumbles. It was Hayes' fifth multi-sack game of his career.

Hayes started nine games last season in the absence of Long. When Long returned, he got the starting nod, but Hayes still made significant contributions as part of the defensive line rotation.

Hayes finished the 2014 campaign with 4.0 sacks. Lauded as an accomplished run defender, Hayes led all Rams defensive linemen with 75 tackles as well.

Hayes has 18 sacks in 54 games with the Rams and 26 in his career.

After posting a career high 7.0 sacks in 2012, Hayes was a free agent but chose to stay put in St. Louis. He began his career with the Tennessee Titans and joined Head Coach Jeff Fisher in St. Louis in 2012 shortly after Fisher took the Rams job.

2015 ST. LOUIS RAMS DEFENSIVE STATS

(based on coaches' video tape evaluations)

| TACKLES | Total | Solo | Asst. | Sacks | Yards | Int. | *PD | QB | QB | *FF | *FR |
|-------------------|------------|------------|------------|-------------|--------------|----------|-----------|-----------|-----------|-----------|----------|
| | | | | | | | | Press. | Hits | | |
| Mark Barron | 63 | 52 | 11 | 1.0 | 5.0 | 0 | 5 | 0 | 4 | 2 | 0 |
| James Laurinaitis | 56 | 39 | 17 | 1.0 | 4.0 | 1 | 0 | 2 | 6 | 1 | 0 |
| Alec Ogletree | 55 | 46 | 9 | 2.0 | 9.0 | 0 | 0 | 1 | 0 | 0 | 0 |
| T.J. McDonald | 53 | 36 | 17 | 1.0 | 6.0 | 0 | 1 | 0 | 1 | 1 | 1 |
| Michael Brockers | 48 | 30 | 18 | 2.0 | 6.0 | 0 | 0 | 8 | 2 | 0 | 0 |
| Rodney McLeod | 47 | 33 | 14 | 0.0 | 0.0 | 0 | 0 | 0 | 0 | 1 | 1 |
| Lamarcus Joyner | 45 | 39 | 6 | 2.0 | 11.0 | 0 | 2 | 0 | 2 | 0 | 1 |
| Aaron Donald | 39 | 27 | 12 | 4.5 | 22.0 | 0 | 0 | 23 | 9 | 2 | 0 |
| Trumaine Johnson | 38 | 34 | 4 | 0.0 | 0.0 | 3 | 6 | 0 | 1 | 0 | 1 |
| Janoris Jenkins | 36 | 32 | 4 | 0.0 | 0.0 | 2 | 7 | 0 | 0 | 1 | 0 |
| William Hayes | 31 | 19 | 12 | 2.0 | 7.0 | 0 | 0 | 16 | 1 | 2 | 0 |
| Nick Fairley | 30 | 12 | 18 | 0.5 | 2.0 | 0 | 2 | 5 | 3 | 0 | 1 |
| Akeem Ayers | 27 | 17 | 10 | 0.0 | 0.0 | 0 | 5 | 0 | 0 | 1 | 1 |
| Robert Quinn | 19 | 12 | 7 | 5.0 | 23.0 | 0 | 4 | 9 | 8 | 3 | 0 |
| Ethan Westbrooks | 17 | 9 | 8 | 2.0 | 11.0 | 0 | 0 | 8 | 5 | 0 | 0 |
| Eugene Sims | 17 | 7 | 10 | 1.0 | 7.0 | 0 | 1 | 7 | 3 | 0 | 1 |
| Chris Long | 11 | 5 | 6 | 2.0 | 13.0 | 0 | 0 | 8 | 0 | 0 | 0 |
| Marcus Roberson | 7 | 5 | 2 | 0.0 | 0.0 | 0 | 1 | 0 | 0 | 0 | 0 |
| Maurice Alexander | 7 | 4 | 3 | 1.0 | 11.0 | 0 | 0 | 0 | 1 | 0 | 0 |
| Matt Longacre | 5 | 4 | 1 | 0.0 | 0.0 | 0 | 0 | 1 | 0 | 0 | 0 |
| Daren Bates | 3 | 3 | 0 | 0.0 | 0.0 | 0 | 0 | 0 | 0 | 0 | 0 |
| Total | 654 | 465 | 189 | 27.0 | 137.0 | 6 | 34 | 88 | 46 | 13 | 7 |

* PD is passes defensed

SPECIAL TEAMS TACKLES

| | |
|------------------------|-----------|
| Bradley Marquez..... | 11 |
| Cody Davis..... | 5 |
| Cameron Lynch..... | 5 |
| Bryce Hager..... | 4 |
| Cory Harkey..... | 4 |
| Daren Bates..... | 3 |
| Mark Barron..... | 2 |
| Benny Cunningham..... | 2 |
| Stedman Bailey..... | 2 |
| Maurice Alexander..... | 2 |
| Christian Bryant..... | 2 |
| Chase Reynolds..... | 1 |
| Marcus Roberson..... | 1 |
| Johnny Hekker..... | 1 |
| T.J. McDonald..... | 1 |
| Trey Watts..... | 1 |
| Isaiah Pead..... | 1 |
| Total..... | 48 |

SACK LEADERS

| | No. | Yards |
|------------------------|-------------|--------------|
| Robert Quinn..... | 5.0 | 23.0 |
| Aaron Donald..... | 4.5 | 22.0 |
| Chris Long..... | 2.0 | 13.0 |
| Ethan Westbrooks..... | 2.0 | 11.0 |
| Lamarcus Joyner..... | 2.0 | 11.0 |
| Alec Ogletree..... | 2.0 | 9.0 |
| William Hayes..... | 2.0 | 7.0 |
| Michael Brockers..... | 2.0 | 6.0 |
| Maurice Alexander..... | 1.0 | 11.0 |
| Eugene Sims..... | 1.0 | 7.0 |
| T.J. McDonald..... | 1.0 | 6.0 |
| Mark Barron..... | 1.0 | 5.0 |
| James Laurinaitis..... | 1.0 | 4.0 |
| Nick Fairley..... | 0.5 | 2.0 |
| Total..... | 27.0 | 137.0 |

| | | | | * RUSHING | No. | Yds | Avg | Long | TD |
|--------------------|---------|----|--|---|-------------------|------|------|----------|----------------|
| WON 4, LOST 4 | | | | | | | | | |
| 09/13 | W 34-31 | OT | Seattle | 51,792 | Gurley | 118 | 664 | 5.6 | 71t 4 |
| 09/20 | L 10-24 | | at Washington | 72,460 | Austin | 25 | 207 | 8.3 | 22 2 |
| 09/27 | L 6-12 | | Pittsburgh | 52,433 | Mason | 38 | 98 | 2.6 | 13 0 |
| 10/04 | W 24-22 | | at Arizona | 63,146 | B. Cunningham | 24 | 68 | 2.8 | 12 0 |
| 10/11 | L 10-24 | | at Green Bay | 78,432 | Givens TM | 1 | 24 | 24.0 | 24 0 |
| 10/25 | W 24- 6 | | Cleveland | 51,523 | Foles | 14 | 20 | 1.4 | 10 1 |
| 11/01 | W 27- 6 | | San Francisco | 51,207 | Pead TM | 2 | 3 | 1.5 | 4 0 |
| 11/08 | L 18-21 | OT | at Minnesota | 52,406 | TEAM | 222 | 1084 | 4.9 | 71t 7 |
| 11/15 | | | Chicago | | OPPONENTS | 219 | 832 | 3.8 | 39t 5 |
| 11/22 | | | at Baltimore | | * RECEIVING | | | | |
| 11/29 | | | at Cincinnati | | Austin | 28 | 300 | 10.7 | 66t 4 |
| 12/06 | | | Arizona | | Cook | 20 | 255 | 12.8 | 49 0 |
| 12/13 | | | Detroit | | B. Cunningham | 16 | 167 | 10.4 | 42 0 |
| 12/17 | | | Tampa Bay | | Britt | 15 | 311 | 20.7 | 55 1 |
| 12/27 | | | at Seattle | | Gurley | 13 | 88 | 6.8 | 24 0 |
| 01/03 | | | at San Francisco | | Bailey | 12 | 182 | 15.2 | 68 1 |
| | | | St.L. | Opp. | Kendricks | 11 | 117 | 10.6 | 37t 1 |
| TOTAL FIRST DOWNS | | | 122 | 148 | Mason | 5 | 21 | 4.2 | 15 0 |
| Rushing | | | 51 | 46 | Quick | 3 | 14 | 4.7 | 10 0 |
| Passing | | | 58 | 83 | Harkey | 2 | 8 | 4.0 | 4 0 |
| Penalty | | | 13 | 19 | Marquez | 2 | 8 | 4.0 | 5 0 |
| 3rd Down: Made/Att | | | 24/101 | 37/113 | Davis | 1 | 20 | 20.0 | 20 0 |
| 3rd Down Pct. | | | 23.8 | 32.7 | Givens TM | 1 | 7 | 7.0 | 7 0 |
| 4th Down: Made/Att | | | 2/5 | 2/7 | TEAM | 129 | 1498 | 11.6 | 68 7 |
| 4th Down Pct. | | | 40.0 | 28.6 | OPPONENTS | 193 | 1895 | 9.8 | 65t 5 |
| POSSESSION AVG. | | | 27:48 | 32:12 | * INTERCEPTIONS | | | | |
| TOTAL NET YARDS | | | 2501 | 2590 | Johnson | 3 | 44 | 14.7 | 29 0 |
| Avg. Per Game | | | 312.6 | 323.8 | Jenkins | 2 | 0 | 0.0 | 0 0 |
| Total Plays | | | 456 | 525 | Laurinaitis | 1 | 0 | 0.0 | 0 0 |
| Avg. Per Play | | | 5.5 | 4.9 | TEAM | 6 | 44 | 7.3 | 29 0 |
| NET YARDS RUSHING | | | 1084 | 832 | OPPONENTS | 5 | 70 | 14.0 | 45t 1 |
| Avg. Per Game | | | 135.5 | 104.0 | * PUNTING | | | | |
| Total Rushes | | | 222 | 219 | Hekker | 47 | 2274 | 48.4 | 43.3 2 18 63 0 |
| NET YARDS PASSING | | | 1417 | 1758 | TEAM | 47 | 2274 | 48.4 | 43.3 2 18 63 0 |
| Avg. Per Game | | | 177.1 | 219.8 | OPPONENTS | 42 | 1903 | 45.3 | 38.1 7 11 73 0 |
| Sacked/Yards Lost | | | 12/81 | 27/137 | * PUNT RETURNS | | | | |
| Gross Yards | | | 1498 | 1895 | Austin | 16 | 5 | 162 | 10.1 75t 1 |
| Att./Completions | | | 222/129 | 279/193 | TEAM | 16 | 5 | 162 | 10.1 75t 1 |
| Completion Pct. | | | 58.1 | 69.2 | OPPONENTS | 25 | 11 | 198 | 7.9 57t 1 |
| Had Intercepted | | | 5 | 6 | * KICKOFF RETURNS | | | | |
| PUNTS/AVERAGE | | | 47/48.4 | 42/45.3 | B. Cunningham | 11 | 262 | 23.8 | 39 0 |
| NET PUNTING AVG. | | | 47/43.3 | 42/38.1 | Pead TM | 3 | 63 | 21.0 | 22 0 |
| PENALTIES/YARDS | | | 68/518 | 58/507 | Austin | 1 | 6 | 6.0 | 6 0 |
| FUMBLES/BALL LOST | | | 10/5 | 12/8 | Bailey | 1 | 28 | 28.0 | 28 0 |
| TOUCHDOWNS | | | 16 | 13 | TEAM | 16 | 359 | 22.4 | 39 0 |
| Rushing | | | 7 | 5 | OPPONENTS | 12 | 286 | 23.8 | 42 0 |
| Passing | | | 7 | 5 | * FIELD GOALS | | | | |
| Returns | | | 2 | 3 | Zuerlein | 0/ 0 | 1/ 1 | 6/ 7 | 3/ 5 3/7 |
| * SCORE BY PERIODS | | | Q1 Q2 Q3 Q4 OT PTS | TEAM | 0/ 0 | 1/ 1 | 6/ 7 | 3/ 5 3/7 | |
| TEAM | | | 25 53 38 34 3 153 | OPPONENTS | 0/ 0 | 8/ 8 | 4/ 4 | 5/ 5 1/1 | |
| OPPONENTS | | | 50 28 24 41 3 146 | Zuerlein: (33G,37G)(52G)(49G,27G)(30G)(42G,50B, | | | | | |
| * SCORING | | | TD-Ru-Pa-Rt K-PAT FG S PTS | 53N,63N)(39G,63N,35N)(38G,40B)(61G,35G,45G,48N, | | | | | |
| Zuerlein | | | 0 0 0 0 14/14 13/20 0 53 | 53G) | | | | | |
| Austin | | | 7 2 4 1 0 42 | OPP: (25G,27G,35G)(46G)(21G,41G)(21G,27G,42G, | | | | | |
| Gurley | | | 4 4 0 0 0 24 | 38G,29G)(35G)(25G,44G)(54G,26G)(34G,40G) | | | | | |
| Bailey | | | 1 0 1 0 0 6 | | | | | | |
| Britt | | | 1 0 1 0 0 6 | | | | | | |
| Foles | | | 1 1 0 0 0 6 | | | | | | |
| Kendricks | | | 1 0 1 0 0 6 | | | | | | |
| McLeod | | | 1 0 0 1 0 6 | | | | | | |
| Cook | | | 0 0 0 0 0 2 | | | | | | |
| Laurinaitis | | | 0 0 0 0 1 2 | | | | | | |
| TEAM | | | 16 7 7 2 14/14 13/20 1 153 | | | | | | |
| OPPONENTS | | | 13 5 5 3 10/10 18/18 0 146 | | | | | | |
| * PASSING | | | Att Cmp Yds Cmp% Yds/Att TD TD% Int Int% Long Sack/Lost Rating | | | | | | |
| Foles | | | 220 128 1478 58.2 6.72 7 3.2 5 2.3 68 12/ 81 79.7 | | | | | | |
| Hekker | | | 2 1 20 50.0 10.00 0 0.0 0 0.0 20 0/ 0 85.4 | | | | | | |
| TEAM | | | 222 129 1498 58.1 6.75 7 3.2 5 2.3 68 12/ 81 79.7 | | | | | | |
| OPPONENTS | | | 279 193 1895 69.2 6.79 5 1.8 6 2.2 65t 27/ 137 85.0 | | | | | | |



RAMS UNOFFICIAL DEPTH CHART

11/10/2015

OFFENSE

| | | | |
|----|--------------------------|----------------------------|--|
| WR | 18 Kenny Britt | 15 <u>Bradley Marquez</u> | 19 Wes Welker |
| TE | 89 Jared Cook | 46 Cory Harkey | |
| LT | 73 Greg Robinson | 63 <u>Darrell Williams</u> | |
| LG | 71 Garrett Reynolds | 69 <u>Cody Wichmann</u> | |
| C | 61 Tim Barnes | 65 Demetrius Rhaney | |
| RG | 68 <u>Jamon Brown</u> | 69 <u>Cody Wichmann</u> | |
| RT | 79 <u>Rob Havenstein</u> | 64 <u>Andrew Donna</u> | |
| TE | 88 Lance Kendricks | 46 Cory Harkey | 48 Justice Cunningham |
| WR | 11 Tavon Austin | 83 Brian Quick | |
| QB | 5 Nick Foles | 17 Case Keenum | 14 <u>Sean Mannion</u> |
| HB | 30 <u>Todd Gurley</u> | 27 Tre Mason | 36 Benny Cunningham 34 Chase Reynolds |

DEFENSE

| | | | |
|-----|----------------------|-----------------------|---|
| LDE | 91 Chris Long | 95 William Hayes | 96 <u>Matt Longacre</u> |
| LDT | 99 Aaron Donald | 98 Nick Fairley | 92 Doug Worthington |
| RDT | 90 Michael Brockers | 93 Ethan Westbrooks | |
| RDE | 94 Robert Quinn | 97 Eugene Sims | |
| RLB | 56 Akeem Ayers | 54 <u>Bryce Hager</u> | |
| MLB | 55 James Laurinaitis | 53 Daren Bates | 54 <u>Bryce Hager</u> 50 <u>Cameron Lynch</u> |
| LCB | 22 Trumaine Johnson | 20 Lamarcus Joyner | |
| RCB | 21 Janoris Jenkins | 47 Marcus Roberson | |
| WS | 26 Mark Barron | 31 Maurice Alexander | |
| FS | 23 Rodney McLeod | 38 Cody Davis | |
| SS | 25 T.J. McDonald | 37 Christian Bryant | |

SPECIALISTS

| | | |
|----|---------------------|-----------------|
| P | 6 Johnny Hekker | |
| K | 4 Greg Zuerlein | |
| H | 6 Johnny Hekker | |
| LS | 44 Jake McQuaide | |
| PR | 11 Tavon Austin | |
| KR | 36 Benny Cunningham | 11 Tavon Austin |



RAMS COACHES & PRONUNCIATION GUIDE

| | |
|------------------------------|------------------|
| Head Coach | Jeff Fisher |
| Assistant Head Coach | Dave McGinnis |
| Assistant Head Coach/Offense | Rob Boras |
| Offensive Coordinator | Frank Cignetti |
| Special Teams Coordinator | John Fassel |
| Defensive Coordinator | Gregg Williams |
| Assistant Strength | J. Aggabao |
| Assistant Strength | Adam Bailey |
| Offensive Line | Paul T. Boudreau |
| Assistant Special Teams | Paul F. Boudreau |
| Assistant Linebackers | Joe Bowden |
| Linebackers | Frank Bush |
| Senior Defensive Assistant | Chuck Cecil |
| Assistant Offensive Line | Andy Dickerson |
| Defensive Backs | Brandon Fisher |
| Offensive Assistant | Jeff Garcia |
| Strength & Conditioning | Rock Gullickson |
| Quality Control/Defense | Jeff Imamura |
| Wide Receivers | Ray Sherman |
| Assistant Defensive Line | Clyde Simmons |
| Running Backs | Ben Sirmans |
| Offensive Assistant | Kenan Smith |
| Quality Control/Offense | Andy Sugarman |
| Offensive Assistant | Barrett Trotter |
| Defensive Line | Mike Wauffle |
| Quarterbacks | Chris Weinke |
| Defensive Backs | Dennard Wilson |

PRONUNCIATION GUIDE

PLAYERS

| | |
|----------------------|-----------------|
| 11 TAVON Austin | TAY-von |
| 68 JAMON Brown | juh-MON |
| 64 Andrew DONNAL | don-NEL |
| 30 Todd GURLEY | GUR-lee |
| 79 Rob HAVENSTEIN | HAY-vin-stine |
| 54 Bryce HAGER | HAY-gur |
| 55 James LAURINAITIS | Lore-in-EYE-tis |
| 23 Rodney McLEOD | mick-CLOUD |
| 47 Marcus ROBERSON | ROBE-er-son |
| 69 Cody WICHMANN | WICK-man |
| 4 Greg ZUERLEIN | ZURR-line |

RAMS ALPHABETICAL ROSTER

| # | Player | Pos | Ht | Wt | DOB | Age | Exp | College | H.S. Hometown | How Acq |
|----------------------------|---------------------|-------|------|-----|------------|-----|-----|------------------------|----------------------|---------------|
| 31 | Alexander, Maurice | S | 6-1 | 220 | 2/16/1991 | 24 | 2 | Utah State | St. Louis, Mo. | D4-'14 |
| 11 | Austin, Tavon | WR | 5-8 | 176 | 3/15/1991 | 24 | 3 | West Virginia | Baltimore, Md. | D1A-'13 |
| 56 | Ayers, Akeem | LB | 6-3 | 255 | 7/10/1989 | 26 | 5 | UCLA | Los Angeles, Calif. | UFA(TEN)-'15 |
| 61 | Barnes, Tim | C | 6-4 | 306 | 5/14/1988 | 27 | 4 | Missouri | Longwood, Mo. | FA-'11 |
| 26 | Barron, Mark | S | 6-2 | 213 | 10/27/1989 | 26 | 4 | Alabama | Mobile, Ala. | T(TB)-'14 |
| 53 | Bates, Daren | LB | 5-11 | 225 | 11/27/1990 | 24 | 3 | Auburn | Olive Branch, Miss. | FA-'13 |
| 18 | Britt, Kenny | WR | 6-3 | 223 | 9/18/1988 | 27 | 7 | Rutgers | Bayonne, N.J. | UFA(TEN)-'14 |
| 90 | Brockers, Michael | DT | 6-5 | 326 | 12/21/1990 | 24 | 4 | LSU | Houston, Tex. | D1-'12 |
| 68 | Brown, Jamon | G | 6-4 | 323 | 3/15/1993 | 22 | R | Louisville | Fern Creek, Ky. | D3A-'15 |
| 37 | Bryant, Christian | S | 5-9 | 198 | 3/21/1992 | 23 | 1 | Ohio State | Cleveland, Ohio | D7B-'14 |
| 89 | Cook, Jared | TE | 6-5 | 254 | 4/7/1987 | 28 | 7 | South Carolina | Suwanee, Ga. | UFA(TEN)-'13 |
| 36 | Cunningham, Benny | RB | 5-10 | 217 | 7/7/1990 | 25 | 3 | Middle Tennessee | Nashville, Tenn. | FA-'13 |
| 48 | Cunningham, Justice | TE | 6-3 | 258 | 1/14/1991 | 24 | 1 | South Carolina | Pageland, S.C. | FA-'14 |
| 38 | Davis, Cody | S | 6-1 | 206 | 6/6/1989 | 26 | 3 | Texas Tech | Stephenville, Tex. | FA-'13 |
| 99 | Donald, Aaron | DT | 6-1 | 285 | 5/23/1991 | 24 | 2 | Pittsburgh | Pittsburgh, Pa. | D1B-'14 |
| 64 | Donnal, Andrew | T | 6-6 | 316 | 3/3/1992 | 23 | R | Iowa | Monclova, Ohio | D4-'15 |
| 98 | Fairley, Nick | DT | 6-4 | 308 | 1/23/1988 | 27 | 5 | Auburn | Mobile, Ala. | UFA(DET)-'15 |
| 5 | Foles, Nick | QB | 6-6 | 243 | 1/20/1989 | 26 | 4 | Arizona | Austin, Tex. | T(PHI)-'15 |
| 30 | Gurley, Todd | RB | 6-1 | 227 | 8/3/1994 | 21 | R | Georgia | Tarboro, N.C. | D1-'15 |
| 54 | Hager, Bryce | LB | 6-1 | 235 | 5/4/1992 | 23 | R | Baylor | Austin, Tex. | D7A-'15 |
| 46 | Harkey, Cory | TE | 6-4 | 259 | 6/17/1990 | 25 | 4 | UCLA | Chino Hills, Calif. | FA-'12 |
| 79 | Havenstein, Rob | T | 6-8 | 321 | 5/13/1992 | 23 | R | Wisconsin | Mount Airy, Md. | D2-'15 |
| 95 | Hayes, William | DE | 6-3 | 278 | 5/2/1985 | 30 | 8 | Winston-Salem State | High Point, N.C. | UFA (TEN)-'12 |
| 6 | Hekker, Johnny | P | 6-5 | 236 | 2/8/1990 | 25 | 4 | Oregon State | Bothell, Wash. | FA-'12 |
| 21 | Jenkins, Janoris | CB | 5-10 | 198 | 10/29/1988 | 27 | 4 | North Alabama | Pahokee, Fla. | D2B-'12 |
| 22 | Johnson, Trumaine | CB | 6-2 | 208 | 1/1/1990 | 25 | 4 | Montana | Stockton, Calif. | D3-'12 |
| 20 | Joyner, Lamarcus | DB | 5-8 | 184 | 11/27/1990 | 24 | 2 | Florida State | Ft. Lauderdale, Fla. | D2-'14 |
| 17 | Keenum, Case | QB | 6-1 | 205 | 2/17/1988 | 27 | 4 | Houston | Abilene, Tex. | T(HOU)-'15 |
| 88 | Kendricks, Lance | TE | 6-3 | 250 | 1/30/1988 | 27 | 5 | Wisconsin | Milwaukee, Wisc. | D2-'11 |
| 55 | Laurinaitis, James | LB | 6-2 | 248 | 12/3/1986 | 28 | 7 | Ohio State | Plymouth, Minn. | D2-'09 |
| 91 | Long, Chris | DE | 6-3 | 268 | 3/28/1985 | 30 | 8 | Virginia | Charlottesville, Va. | D1-'08 |
| 96 | Longacre, Matt | DE | 6-3 | 260 | 9/21/1991 | 24 | R | Northwest Missouri St. | Omaha, Nebr. | FA-'15 |
| 50 | Lynch, Cameron | LB | 6-0 | 229 | 8/4/1993 | 22 | R | Syracuse | Lawrenceville, Ga. | FA-'15 |
| 14 | Mannion, Sean | QB | 6-6 | 233 | 4/25/1992 | 23 | R | Oregon State | Pleasanton, Calif. | D3B-'15 |
| 15 | Marquez, Bradley | WR | 5-10 | 196 | 12/14/1992 | 22 | R | Texas Tech | Odessa, Tex. | FA-'15 |
| 27 | Mason, Tre | RB | 5-8 | 207 | 8/6/1993 | 22 | 2 | Auburn | Palm Beach, Fla. | D3-'14 |
| 25 | McDonald, T.J. | S | 6-2 | 217 | 1/26/1991 | 24 | 3 | USC | Fresno, Calif. | D3A-'13 |
| 23 | McLeod, Rodney | S | 5-10 | 195 | 6/23/1990 | 25 | 4 | Virginia | Oxon Hill, Md. | FA-'12 |
| 44 | McQuaide, Jake | LS | 6-2 | 244 | 12/7/1987 | 27 | 5 | Ohio State | Cincinnati, Ohio | FA-'11 |
| 83 | Quick, Brian | WR | 6-3 | 218 | 6/5/1989 | 26 | 4 | Appalachian State | Columbia, S.C. | D2A-'12 |
| 94 | Quinn, Robert | DE | 6-4 | 264 | 5/18/1990 | 25 | 5 | North Carolina | Ladson, S.C. | D1-'11 |
| 34 | Reynolds, Chase | RB | 6-0 | 205 | 10/22/1987 | 28 | 3 | Montana | Drummond, Mont. | FA-'11 |
| 71 | Reynolds, Garrett | G/T | 6-7 | 305 | 7/1/1987 | 28 | 7 | North Carolina | Knoxville, Tenn. | UFA(DET)-'15 |
| 65 | Rhaney, Demetrius | C/G | 6-2 | 301 | 6/22/1992 | 23 | 2 | Tennessee State | Ft. Lauderdale, Fla. | D7D-'14 |
| 47 | Roberson, Marcus | CB | 6-0 | 191 | 10/4/1992 | 22 | 2 | Florida | Ft. Lauderdale, Fla. | FA-'14 |
| 73 | Robinson, Greg | T | 6-5 | 332 | 10/21/1992 | 23 | 2 | Auburn | Thibodaux, La. | D1A-'14 |
| 97 | Sims, Eugene | DE | 6-6 | 269 | 3/18/1986 | 29 | 6 | West Texas A&M | Mt. Olive, Miss. | D6B-'10 |
| 19 | Welker, Wes | WR | 5-9 | 185 | 5/1/1981 | 34 | 12 | Texas Tech | Oklahoma City, Ok. | FA-'15 |
| 93 | Westbrooks, Ethan | DL | 6-4 | 267 | 11/15/1990 | 24 | 2 | West Texas A&M | Oakland, Calif. | FA-'14 |
| 69 | Wichmann, Cody | G | 6-5 | 319 | 3/2/1992 | 23 | R | Fresno State | Mariposa, Calif. | D6B-'15 |
| 63 | Williams, Darrell | T | 6-5 | 301 | 8/3/1993 | 22 | R | South Florida | Orlando, Fla. | FA-'15 |
| 92 | Worthington, Doug | DT | 6-5 | 318 | 8/10/1987 | 28 | 1 | Ohio State | Buffalo, N.Y. | FA-'14 |
| 4 | Zuerlein, Greg | K | 6-0 | 196 | 12/27/1987 | 26 | 4 | Missouri Western | Lincoln, Nebr. | D6-'12 |
| Injured/Reserve (4) | | | | | | | | | | |
| 2 | Ferguson, Isiah | WR | 6-5 | 218 | 1/8/1991 | 24 | R | Arkansas-Pine Bluff | Mt. Vernon, N.Y. | FA-'15 |
| 33 | Gaines, E.J. | CB | 5-10 | 190 | 2/23/1992 | 23 | 2 | Missouri | Independence, Mo. | D6A-'14 |
| 52 | Ogletree, Alec* | LB | 6-2 | 245 | 9/25/1991 | 24 | 3 | Georgia | Newnan, Ga. | D1B-'13 |
| 76 | Saffold, Rodger | G | 6-5 | 332 | 6/6/1988 | 27 | 6 | Indiana | Bedford, Ohio | D2-'10 |
| Practice Squad (10) | | | | | | | | | | |
| 77 | Battle, Isaiah | T | 6-7 | 290 | 2/10/1993 | 22 | R | Clemson | Brooklyn, N.Y. | D5(Sup)-'15 |
| 39 | Brown, Malcolm | RB | 5-11 | 224 | 5/15/1993 | 22 | R | Texas | Cibola, Tex. | FA-'15 |
| 57 | Hodges, Zack | LB/DE | 6-3 | 246 | 2/18/1992 | 23 | R | Harvard | Atlanta, Ga. | FA-'15 |
| 45 | Laskey, Zach | FB | 6-2 | 225 | 7/8/1992 | 23 | R | Georgia Tech | Peachtree City, Ga. | FA-'15 |
| 24 | Patterson, Eric | CB | 5-10 | 193 | 2/5/1993 | 22 | R | Ball State | Tampa, Fla. | FA-'15 |
| 59 | Rivers, Gerald | DE | 6-2 | 250 | 6/22/1990 | 25 | R | Ole Miss | Decatur, Ga. | FA-'15 |
| 81 | Toon, Nick | WR | 6-4 | 218 | 11/4/1988 | 26 | 4 | Wisconsin | Madison, Wisc. | FA-'15 |
| 62 | Trinca-Pasat, Louis | DT | 6-1 | 292 | 9/7/1991 | 24 | R | Iowa | Chicago, Ill. | FA-'15 |
| 51 | Wells, Matthew | LB | 6-2 | 222 | 11/26/1990 | 24 | R | Mississippi State | Monticello, Miss. | FA-'15 |
| 35 | White, Melvin | CB | 6-1 | 215 | 6/26/1990 | 25 | 3 | Louisiana- Lafayette | Freeport, Tex. | FA-'15 |

RAMS NUMERICAL ROSTER

| # | Player | Pos | Ht | Wt | Birth | | NFL | | College | H.S. Hometown | How Acq |
|----------------------------|--------------------|-------|------|-----|------------|-----|-----|------------------------|----------------------|---------------|---------|
| | | | | | Date | Age | Exp | Age | | | |
| 4 | Greg Zuerlein | K | 6-0 | 196 | 12/27/1987 | 27 | 4 | Missouri Western | Lincoln, Nebr. | D6-'12 | |
| 5 | Nick Foles | QB | 6-6 | 243 | 1/20/1989 | 26 | 4 | Arizona | Austin, Tex. | T(PHI)-'15 | |
| 6 | Johnny Hekker | P | 6-5 | 236 | 2/8/1990 | 25 | 4 | Oregon State | Bothell, Wash. | FA-'12 | |
| 11 | Tavon Austin | WR | 5-8 | 176 | 3/15/1991 | 24 | 3 | West Virginia | Baltimore, Md. | D1A-'13 | |
| 14 | Sean Mannion | QB | 6-6 | 233 | 4/25/1992 | 23 | R | Oregon State | Pleasanton, Calif. | D3B-'15 | |
| 15 | Bradley Marquez | WR | 5-10 | 196 | 12/14/1992 | 22 | R | Texas Tech | Odessa, Tex. | FA-'15 | |
| 17 | Case Keenum | QB | 6-1 | 205 | 2/17/1988 | 27 | 4 | Houston | Abilene, Tex. | T(HOU)-'15 | |
| 18 | Kenny Britt | WR | 6-3 | 223 | 9/19/1988 | 27 | 7 | Rutgers | Bayonne, N.J. | UFA(TEN)-'14 | |
| 19 | Wes Welker | WR | 5-9 | 185 | 5/1/1981 | 34 | 12 | Texas Tech | Oklahoma City, Ok. | FA-'15 | |
| 20 | Lamarcus Joyner | DB | 5-8 | 184 | 11/27/1990 | 24 | 2 | Florida St. | Ft. Lauderdale, Fla. | D2-'14 | |
| 21 | Janoris Jenkins | CB | 5-10 | 198 | 10/29/1988 | 27 | 4 | North Alabama | Pahokee, Fla. | D2B-'12 | |
| 22 | Trumaine Johnson | CB | 6-2 | 208 | 1/1/1990 | 25 | 4 | Montana | Stockton, Calif. | D3-'12 | |
| 23 | Rodney McLeod | S | 5-10 | 195 | 6/23/1990 | 25 | 4 | Virginia | Oxon Hill, Md. | FA-'12 | |
| 25 | T.J. McDonald | S | 6-2 | 217 | 1/26/1991 | 24 | 3 | USC | Fresno, Calif. | D3A-'13 | |
| 26 | Mark Barron | S | 6-2 | 213 | 10/27/1989 | 26 | 4 | Alabama | Mobile, Ala. | T(TB)-'14 | |
| 27 | Tre Mason | RB | 5-8 | 207 | 8/6/1993 | 22 | 2 | Auburn | Palm Beach, Fla. | D3-'14 | |
| 30 | Todd Gurley | RB | 6-1 | 227 | 8/3/1994 | 21 | R | Georgia | Tarboro, N.C. | D1-'15 | |
| 31 | Maurice Alexander | S | 6-1 | 220 | 2/16/1991 | 24 | 2 | Utah State | St. Louis, Mo. | D4-'14 | |
| 34 | Chase Reynolds | RB | 6-0 | 205 | 10/22/1987 | 28 | 3 | Montana | Drummond, Mont. | FA-'11 | |
| 36 | Benny Cunningham | RB | 5-10 | 217 | 7/7/1990 | 25 | 3 | Middle Tennessee | Nashville, Tenn. | FA-'13 | |
| 37 | Christian Bryant | S | 5-9 | 198 | 3/21/1992 | 23 | 1 | Ohio State | Cleveland, Ohio | D7B-'14 | |
| 38 | Cody Davis | S | 6-1 | 206 | 6/6/1989 | 26 | 3 | Texas Tech | Stephenville, Tex. | FA-'13 | |
| 44 | Jake McQuaide | LS | 6-2 | 244 | 12/7/1987 | 27 | 5 | Ohio State | Cincinnati, Ohio | FA-'11 | |
| 46 | Cory Harkey | TE | 6-4 | 259 | 6/17/1990 | 25 | 4 | UCLA | Chino Hills, Calif. | FA-'12 | |
| 47 | Marcus Roberson | CB | 6-0 | 191 | 10/4/1992 | 22 | 2 | Florida | Ft. Lauderdale, Fla. | FA-'14 | |
| 48 | Justice Cunningham | TE | 6-3 | 258 | 1/14/1991 | 24 | 1 | South Carolina | Pageland, S.C. | FA-'14 | |
| 50 | Cameron Lynch | LB | 6-0 | 229 | 8/4/1993 | 22 | R | Syracuse | Lawrenceville, Ga. | FA-'15 | |
| 53 | Daren Bates | LB | 5-11 | 225 | 11/27/1990 | 24 | 3 | Auburn | Olive Branch, Miss. | FA-'13 | |
| 54 | Bryce Hager | LB | 6-1 | 235 | 5/4/1992 | 23 | R | Baylor | Austin, Tex. | D7A-'15 | |
| 55 | James Laurinaitis | LB | 6-2 | 248 | 12/3/1986 | 29 | 7 | Ohio State | Plymouth, Minn. | D2-'09 | |
| 56 | Akeem Ayers | LB | 6-3 | 255 | 7/10/1989 | 26 | 5 | UCLA | Los Angeles, Calif. | UFA(TEN)-'15 | |
| 61 | Tim Barnes | C | 6-4 | 306 | 5/14/1988 | 27 | 4 | Missouri | Longwood, Mo. | FA-'11 | |
| 63 | Darrell Williams | T | 6-5 | 301 | 8/3/1993 | 22 | R | South Florida | Orlando, Fla. | FA-'15 | |
| 64 | Andrew Donnal | T | 6-6 | 316 | 3/3/1992 | 23 | R | Iowa | Monclova, Ohio | D4-'15 | |
| 65 | Demetrius Rhaney | C/G | 6-2 | 301 | 6/22/1992 | 23 | 2 | Tennessee State | Ft. Lauderdale, Fla. | D7D-'14 | |
| 68 | Jamon Brown | G | 6-6 | 323 | 3/15/1993 | 22 | R | Louisville | Fern Creek, Ky. | D3a-'15 | |
| 69 | Cody Wichmann | G | 6-5 | 319 | 3/2/1992 | 23 | R | Fresno State | Mariposa, Calif. | D6B-'15 | |
| 71 | Garrett Reynolds | T | 6-7 | 308 | 7/1/1987 | 28 | 7 | North Carolina | Knoxville, Tenn. | UFA(DET)-'15 | |
| 73 | Greg Robinson | T | 6-5 | 332 | 10/21/1992 | 23 | 2 | Auburn | Thibodaux, La. | D1a-'14 | |
| 79 | Rob Havenstein | T | 6-8 | 321 | 5/13/1992 | 23 | R | Wisconsin | Mount Airy, Md. | D2-'15 | |
| 83 | Brian Quick | WR | 6-3 | 218 | 6/5/1989 | 26 | 4 | Appalachian St. | Columbia, S.C. | D2A-'12 | |
| 88 | Lance Kendricks | TE | 6-3 | 250 | 1/30/1988 | 27 | 5 | Wisconsin | Milwaukee, Wisc. | D2-'11 | |
| 89 | Jared Cook | TE | 6-5 | 254 | 4/7/1987 | 28 | 7 | South Carolina | Suwanee, Ga. | UFA (TEN)-'13 | |
| 90 | Michael Brockers | DT | 6-5 | 326 | 12/21/1990 | 24 | 4 | LSU | Houston, Tex. | D1-'12 | |
| 91 | Chris Long | DE | 6-3 | 268 | 3/28/1985 | 30 | 8 | Virginia | Charlottesville, Va. | D1-'08 | |
| 92 | Doug Worthington | DT | 6-5 | 318 | 8/10/1987 | 28 | 1 | Ohio State | Buffalo, N.Y. | FA-'14 | |
| 93 | Ethan Westbrooks | DL | 6-4 | 267 | 11/15/1990 | 24 | 2 | West Texas A&M | Oakland, Calif. | FA-'14 | |
| 94 | Robert Quinn | DE | 6-4 | 264 | 5/18/1990 | 25 | 5 | North Carolina | Ladson, S.C. | D1-'11 | |
| 95 | William Hayes | DE | 6-3 | 278 | 5/2/1985 | 30 | 8 | Winston-Salem St. | High Point, N.C. | UFA (TEN)-'12 | |
| 96 | Matt Longacre | DE | 6-3 | 260 | 9/21/1991 | 24 | R | Northwest Missouri St. | Omaha, Nebr. | FA-'15 | |
| 97 | Eugene Sims | DE | 6-6 | 269 | 3/18/1986 | 29 | 6 | West Texas A&M | Mt. Olive, Miss. | D6B-'10 | |
| 98 | Nick Fairley | DT | 6-4 | 308 | 1/23/1988 | 27 | 5 | Auburn | Mobile, Ala. | UFA(DET)-'15 | |
| 99 | Aaron Donald | DT | 6-1 | 285 | 5/23/1991 | 24 | 2 | Pittsburgh | Pittsburgh, Pa. | D1b-'14 | |
| Injured/Reserve (4) | | | | | | | | | | | |
| 2 | Isiah Ferguson | WR | 6-5 | 218 | 1/8/1991 | 24 | R | Arkansas-Pine Bluff | Mt. Vernon, N.Y. | FA-'15 | |
| 33 | E.J. Gaines | CB | 5-10 | 190 | 2/23/1992 | 23 | 2 | Missouri | Independence, Mo. | D6a-'14 | |
| 52 | Alec Ogletree* | LB | 6-2 | 245 | 9/25/1991 | 24 | 3 | Georgia | Newnan, Ga. | D1B-'13 | |
| 76 | Rodger Saffold | G | 6-5 | 332 | 6/6/1988 | 27 | 6 | Indiana | Bedford, Ohio | D2-'10 | |
| Practice Squad (10) | | | | | | | | | | | |
| 24 | Eric Patterson | CB | 5-10 | 193 | 2/5/1993 | 22 | R | Ball State | Tampa, Fla. | FA-'15 | |
| 35 | Melvin White | CB | 6-1 | 215 | 6/26/1990 | 25 | 3 | Louisiana-Lafayette | Freeport, Tex. | FA-'15 | |
| 39 | Malcolm Brown | RB | 5-11 | 224 | 5/15/1993 | 22 | R | Texas | Cibolo, Tex. | FA-'15 | |
| 45 | Zach Laskey | FB | 6-2 | 225 | 7/8/1992 | 23 | R | Georgia Tech | Peachtree City, Ga. | FA-'15 | |
| 51 | Matthew Wells | LB | 6-2 | 222 | 11/26/1990 | 24 | R | Mississippi State | Monticello, Miss. | FA-'15 | |
| 57 | Zack Hodges | LB/DE | 6-3 | 246 | 2/18/1992 | 23 | R | Harvard | Atlanta, Ga. | FA-'15 | |
| 59 | Gerald Rivers | DE | 6-2 | 250 | 6/22/1990 | 25 | R | Ole Miss | Decatur, Ga. | FA-'15 | |
| 62 | Louis Trinca-Pasat | DT | 6-1 | 292 | 9/7/1991 | 24 | R | Iowa | Chicago, Ill. | FA-'15 | |
| 77 | Isaiah Battle | T | 6-7 | 290 | 2/10/1993 | 22 | R | Clemson | Brooklyn, N.Y. | D5(Sup)-'15 | |
| 81 | Nick Toon | WR | 6-4 | 218 | 11/4/1988 | 26 | 4 | Wisconsin | Madison, Wisc. | FA-'15 | |



ST. LOUIS RAMS ROSTER BY EXPERIENCE

11/10/2015

| | # | Player | Pos | Ht | Wt | Birth Date | Age | Exp | College | H.S. Hometown | How Acq | |
|---------------|--------------|---------------------|--------------------|------|------|------------|------------|-----|------------------------|----------------------|------------------|---------|
| 12th year (1) | 19 | Welker, Wes | WR | 5-9 | 185 | 5/1/1981 | 34 | 12 | Texas Tech | Oklahoma City, Ok. | FA-'15 | |
| 8th year (2) | 95 | Hayes, William | DE | 6-3 | 272 | 5/2/1985 | 30 | 8 | Winston-Salem State | High Point, N.C. | UFA (TEN)-'12 | |
| | 91 | Long, Chris | DE | 6-3 | 276 | 3/28/85 | 30 | 8 | Virginia | Charlottesville, Va. | D1-'08 | |
| 7th year (4) | 18 | Britt, Kenny | WR | 6-3 | 223 | 9/18/1988 | 27 | 7 | Rutgers | Bayonne, N.J. | UFA(TEN)-'14 | |
| | 89 | Cook, Jared | TE | 6-5 | 248 | 4/7/1987 | 27 | 7 | South Carolina | Suwanee, Ga. | UFA(TEN)-'13 | |
| | 55 | Laurinaitis, James | LB | 6-2 | 247 | 12/3/86 | 28 | 7 | Ohio State | Plymouth, Minn. | D2-'09 | |
| | 71 | Reynolds, Garrett | T | 6-7 | 305 | 7/1/1987 | 27 | 7 | North Carolina | Knoxville, Tenn. | UFA(DET)-'15 | |
| 6th year (2) | 76 | Saffold, Rodger* | T | 6-5 | 332 | 6/6/1988 | 27 | 6 | Indiana | Bedford, Ohio | D2-'10 | |
| | 97 | Sims, Eugene | DE | 6-6 | 250 | 3/18/86 | 28 | 6 | West Texas A&M | Mt. Olive, Miss. | D6B-'10 | |
| 5th year (5) | 56 | Ayers, Akeem | LB | 6-3 | 255 | 7/10/1989 | 25 | 5 | UCLA | Los Angeles, Calif. | UFA(TEN)-'15 | |
| | 98 | Fairley, Nick | DT | 6-4 | 308 | 1/23/1988 | 27 | 5 | Auburn | Mobile, Ala. | UFA(DET)-'15 | |
| | 88 | Kendricks, Lance | TE | 6-3 | 247 | 1/30/88 | 27 | 5 | Wisconsin | Milwaukee, Wisc. | D2-'11 | |
| | 44 | McQuaide, Jake | LS | 6-2 | 247 | 12/7/87 | 27 | 5 | Ohio State | Cincinnati, Ohio | FA-'11 | |
| | 94 | Quinn, Robert | DE | 6-4 | 264 | 5/18/90 | 24 | 5 | North Carolina | Ladson, S.C. | D1-'11 | |
| 4th year (13) | 61 | Barnes, Tim | C | 6-4 | 300 | 5/14/1988 | 26 | 4 | Missouri | Longwood, Mo. | FA-'11 | |
| | 26 | Barron, Mark | S | 6-2 | 213 | 10/27/1989 | 25 | 4 | Alabama | Mobile, Ala. | T(TB)-'14 | |
| | 90 | Brockers, Michael | DT | 6-5 | 322 | 12/21/1990 | 24 | 4 | LSU | Houston, Tex. | D1-'12 | |
| | 5 | Foles, Nick | QB | 6-6 | 243 | 1/20/1989 | 26 | 4 | Arizona | Austin, Tex. | T(PHI)-'15 | |
| | 46 | Harkey, Cory | TE | 6-4 | 260 | 6/17/1990 | 23 | 4 | UCLA | Chino Hills, Calif. | FA-'12 | |
| | 6 | Hekker, Johnny | P | 6-5 | 227 | 2/8/1990 | 24 | 4 | Oregon State | Bothell, Wash. | FA-'12 | |
| | 21 | Jenkins, Janoris | CB | 5-10 | 193 | 10/29/1988 | 27 | 4 | North Alabama | Pahokee, Fla. | D2B-'12 | |
| | 22 | Johnson, Trumaine | CB | 6-2 | 204 | 1/1/1990 | 25 | 4 | Montana | Stockton, Calif. | D3-'12 | |
| | 17 | Keenum, Case | QB | 6-1 | 205 | 2/17/1988 | 27 | 4 | Houston | Abilene, Tex. | T(HOU)-'15 | |
| | 23 | McLeod, Rodney | S | 5-10 | 183 | 6/23/1990 | 25 | 4 | Virginia | Oxon Hill, Md. | FA-'12 | |
| | 32 | McGee, Brandon | CB | 5-11 | 193 | 12/11/1990 | 24 | 3 | Miami (Fla.) | Plantation, Fla. | D5A-'13 | |
| | 83 | Quick, Brian | WR | 6-3 | 220 | 6/5/1989 | 24 | 4 | Missouri Western | Lincoln, Nebr. | D6-'12 | |
| | 4 | Zuerlein, Greg | K | 6-0 | 187 | 12/27/1987 | 26 | 4 | West Virginia | Baltimore, Md. | D1A-'13 | |
| | 3rd year (7) | 11 | Austin, Tavon | WR | 5-8 | 174 | 3/15/1991 | 23 | 3 | West Virginia | Miami, Fla. | D3B-'13 |
| | | 53 | Bates, Daren | LB | 5-11 | 225 | 11/27/1990 | 23 | 3 | Middle Tennessee | Nashville, Tenn. | FA-'13 |
| 36 | | Cunningham, Benny | RB | 5-10 | 217 | 7/7/1990 | 23 | 3 | Texas Tech | Stephenville, Tex. | FA-'13 | |
| 38 | | Davis, Cody | S | 6-1 | 206 | 6/6/1989 | 24 | 3 | USC | Fresno, Calif. | D3A-'13 | |
| 25 | | McDonald, T.J. | S | 6-2 | 219 | 1/26/1991 | 23 | 3 | Georgia | Newnan, Ga. | D1B-'13 | |
| 52 | | Ogletree, Alec* | LB | 6-2 | 242 | 9/25/1991 | 22 | 3 | Montana | Drummond, Mont. | FA-'11 | |
| 34 | | Reynolds, Chase | RB | 6-0 | 200 | 10/22/1987 | 26 | 3 | Utah State | St. Louis, Mo. | D4-'14 | |
| 2nd year (9) | | 31 | Alexander, Maurice | S | 6-1 | 220 | 2/16/1991 | 23 | 2 | Pittsburgh | Pittsburgh, Pa. | D1b-'14 |
| | 99 | Donald, Aaron | DT | 6-1 | 285 | 5/23/1991 | 23 | 2 | Missouri | Independence, Mo. | D6a-'14 | |
| | 33 | Gaines, E.J.* | CB | 5-10 | 190 | 2/23/1992 | 22 | 2 | Florida St. | Ft. Lauderdale, Fla. | D2-'14 | |
| | 20 | Joyner, Lamarcus | DB | 5-8 | 184 | 11/27/1990 | 23 | 2 | Auburn | Palm Beach, Fla. | D3-'14 | |
| | 27 | Mason, Tre | RB | 5-8 | 207 | 8/6/1993 | 22 | 2 | Tennessee State | Ft. Lauderdale, Fla. | D7D-'14 | |
| | 65 | Rhaney, Demetrius | OL | 6-2 | 301 | 6/22/1992 | 21 | 2 | Florida | Ft. Lauderdale, Fla. | FA-'14 | |
| | 47 | Roberson, Marcus | CB | 6-0 | 191 | 10/4/1992 | 22 | 2 | Auburn | Thibodaux, La. | D1a-'14 | |
| | 73 | Robinson, Greg | OL | 6-5 | 332 | 10/21/1992 | 22 | 2 | Tulsa | Fairfax, Va. | FA-'14 | |
| | 93 | Westbrooks, Ethan | DL | 6-4 | 267 | 11/15/1990 | 23 | 2 | Louisville | Fern Creek, Ky. | D3A-'15 | |
| | 1st Year (3) | 37 | Bryant, Christian | S | 5-9 | 198 | 3/21/1992 | 23 | 1 | Ohio State | Cleveland, Ohio | D7B-'14 |
| 48 | | Cunningham, Justice | TE | 6-3 | 258 | 1/14/1991 | 24 | 1 | South Carolina | Pageland, S.C. | FA-'14 | |
| 92 | | Worthington, Doug | DT | 6-5 | 318 | 8/10/1987 | 28 | 1 | Ohio State | Buffalo, N.Y. | FA-'14 | |
| Rookie (10) | 68 | Brown, Jamon | OL | 6-4 | 323 | 3/15/1993 | 22 | R | Iowa | Monclova, Ohio | D4-'15 | |
| | 64 | Donnal, Andrew | T | 6-6 | 316 | 3/3/1992 | 23 | R | Georgia | Tarboro, N.C. | D1-'15 | |
| | 30 | Gurley, Todd | RB | 6-1 | 227 | 8/3/1994 | 21 | R | Baylor | Austin, Tex. | D7A-'15 | |
| | 54 | Hager, Bryce | LB | 6-1 | 235 | 5/4/1992 | 23 | R | Wisconsin | Mount Airy, Md. | D2-'15 | |
| | 79 | Havenstein, Rob | T | 6-8 | 321 | 5/13/1992 | 12 | R | Syracuse | Lawrenceville, Ga. | FA-'15 | |
| | 96 | Longacre, Matt | DE | 6-3 | 260 | 9/21/1991 | 24 | R | Northwest Missouri St. | Omaha, Nebr. | FA-'15 | |
| | 50 | Lynch, Cameron | LB | 6-0 | 229 | 8/4/1993 | 21 | R | Oregon State | Pleasanton, Calif. | D3B-'15 | |
| | 14 | Mannion, Sean | QB | 6-6 | 233 | 4/25/1992 | 23 | R | Texas Tech | Odessa, Tex. | FA-'15 | |
| | 15 | Marquez, Bradley | WR | 5-10 | 196 | 12/14/1992 | 22 | R | Fresno State | Mariposa, Calif. | D6B-'15 | |
| | 69 | Wichmann, Cody | OL | 6-5 | 319 | 3/2/1992 | 23 | R | South Florida | Orlando, Fla. | FA-'15 | |
| | 63 | Williams, Darrell | T | 6-5 | 301 | 8/3/1993 | 22 | R | | | | |



ST. LOUIS RAMS POSITIONAL ROSTER

11/10/2015

Birth NFL

| # | Player | Pos | Ht | Wt | Birth Date | Age | Exp | College | H.S. Hometown | How Acq |
|----------------------------|-------------------------|-------|------|-----|------------|-----|-----|------------------------|----------------------|---------------|
| QUARTERBACKS (3) | | | | | | | | | | |
| 5 | Nick Foles | QB | 6-6 | 243 | 1/20/1989 | 26 | 4 | Arizona | Austin, Tex. | T(PHI)-'15 |
| 14 | Sean Mannion | QB | 6-6 | 233 | 4/25/1992 | 23 | R | Oregon State | Pleasanton, Calif. | D3b-'15 |
| 17 | Case Keenum | QB | 6-1 | 205 | 2/17/1988 | 27 | 4 | Houston | Abilene, Tex. | T(HOU)-'15 |
| RUNNING BACKS (6) | | | | | | | | | | |
| 27 | Tre Mason | RB | 5-8 | 207 | 8/6/1993 | 22 | R | Auburn | Palm Beach, Fla. | D3-'14 |
| 30 | Todd Gurley | RB | 6-1 | 227 | 8/3/1994 | 20 | R | Georgia | Tarboro, N.C. | D1-'15 |
| 34 | Chase Reynolds | RB | 6-0 | 205 | 10/22/1987 | 26 | 2 | Montana | Drummond, Mt. | FA-'11 |
| 36 | Benny Cunningham | RB | 5-10 | 217 | 7/7/1990 | 23 | 2 | Middle Tennessee | Nashville, Tenn. | FA-'13 |
| 39 | Malcolm Brown (PS) | RB | 5-11 | 224 | 5/15/1993 | 22 | R | Texas | Cibolo, Tex. | FA-'15 |
| 45 | Zach Laskey (PS) | FB | 6-2 | 225 | 7/8/1992 | 23 | R | Georgia Tech | Peachtree City, Ga. | FA-'15 |
| WIDE RECEIVERS (6) | | | | | | | | | | |
| 11 | Tavon Austin | WR | 5-8 | 176 | 3/15/91 | 23 | 2 | West Virginia | Baltimore, Md. | D1A-'13 |
| 15 | Bradley Marquez | WR | 5-10 | 196 | 12/14/1992 | 22 | R | Texas Tech | Odessa, Tex. | FA-'15 |
| 18 | Kenny Britt | WR | 6-3 | 223 | 9/19/1988 | 27 | 6 | Rutgers | Bayonne, N.J. | UFA(TEN)-'14 |
| 19 | Wes Welker | WR | 5-9 | 185 | 5/1/1981 | 34 | 12 | Texas Tech | Oklahoma City, Ok. | FA-'15 |
| 81 | Nick Toon (PS) | WR | 6-4 | 218 | 11/4/1988 | 26 | 4 | Wisconsin | Madison, Wisc. | FA-'15 |
| 83 | Brian Quick | WR | 6-3 | 218 | 6/5/1989 | 25 | 4 | Appalachian St. | Columbia, S.C. | D2A-'12 |
| TIGHT ENDS (4) | | | | | | | | | | |
| 46 | Cory Harkey | TE | 6-4 | 259 | 6/17/90 | 23 | 3 | UCLA | Chino Hills, Calif. | FA-'12 |
| 48 | Justice Cunningham | TE | 6-3 | 258 | 1/14/1991 | 24 | 1 | South Carolina | Pageland, S.C. | FA-'14 |
| 88 | Lance Kendricks | TE | 6-3 | 250 | 1/30/88 | 27 | 4 | Wisconsin | Milwaukee, Wisc. | D2-'11 |
| 89 | Jared Cook | TE | 6-5 | 254 | 4/7/1987 | 27 | 6 | South Carolina | Suwanee, Ga. | UFA(TEN)-'13 |
| OFFENSIVE LINE (11) | | | | | | | | | | |
| 61 | Tim Barnes | C | 6-4 | 306 | 5/14/1988 | 26 | 3 | Missouri | Longwood, Mo. | FA-'11 |
| 63 | Darrell Williams | T | 6-5 | 301 | 8/3/1993 | 21 | R | South Florida | Orlando, Fla. | FA-'15 |
| 64 | Andrew Donnal | T | 6-6 | 316 | 3/3/1992 | 23 | R | Iowa | Monclova, Ohio | D4-'15 |
| 65 | Demetrius Rhaney | C/G | 6-2 | 301 | 6/22/1992 | 22 | 2 | Tennessee State | Ft. Lauderdale, Fla. | D7D-'14 |
| 68 | Jamon Brown | G | 6-6 | 323 | 3/15/1993 | 23 | R | Louisville | Fern Creek, Ky. | D3a-'15 |
| 69 | Cody Wichmann | G | 6-5 | 319 | 3/2/1992 | 23 | R | Fresno State | Mariposa, Calif. | D6B-'15 |
| 71 | Garrett Reynolds | G/T | 6-7 | 308 | 7/1/1987 | 27 | 7 | North Carolina | Knoxville, Tenn. | UFA(DET)-'15 |
| 73 | Greg Robinson | T | 6-5 | 332 | 10/21/1992 | 21 | R | Auburn | Thibodaux, La. | D1a-'14 |
| 76 | Rodger Saffold (IR) | G | 6-5 | 332 | 6/6/1988 | 27 | 5 | Indiana | Bedford, Ohio | D2-'10 |
| 77 | Isaiah Battle (PS) | T | 6-7 | 290 | 2/10/1993 | 22 | R | Clemson | Brooklyn, N.Y. | D5(Sup)-'15 |
| 79 | Rob Havenstein | T | 6-8 | 321 | 5/13/1992 | 22 | R | Wisconsin | Mount Airy, Md. | D2-'15 |
| DEFENSIVE LINE (12) | | | | | | | | | | |
| 59 | Gerald Rivers (PS) | DE | 6-2 | 250 | 6/22/1990 | 25 | R | Ole Miss | Decatur, Ga. | FA-'15 |
| 62 | Louis Trinca-Pasat (PS) | DT | 6-1 | 292 | 9/7/1991 | 23 | R | Iowa | Chicago, Ill. | FA-'15 |
| 90 | Michael Brockers | DT | 6-5 | 326 | 12/21/90 | 24 | 3 | LSU | Houston, Tex. | D1-'11 |
| 91 | Chris Long | DE | 6-3 | 268 | 3/28/1985 | 30 | 7 | Virginia | Charlottesville, Va. | D1-'08 |
| 92 | Doug Worthington | DT | 6-5 | 318 | 8/10/1987 | 27 | 1 | Ohio State | Buffalo, N.Y. | FA-'14 |
| 93 | Ethan Westbrooks | DT | 6-4 | 267 | 11/15/1990 | 23 | R | West Texas A&M | Oakland, Calif. | FA-'14 |
| 94 | Robert Quinn | DE | 6-4 | 264 | 5/18/90 | 24 | 4 | North Carolina | Ladson, S.C. | D1-'11 |
| 95 | William Hayes | DE | 6-3 | 278 | 5/2/85 | 28 | 7 | Winston-Salem St. | High Point, N.C. | UFA (TEN)-'12 |
| 96 | Matt Longacre | DE | 6-3 | 260 | 9/21/1991 | 23 | R | Northwest Missouri St. | Omaha, Nebr. | FA-'15 |
| 97 | Eugene Sims | DE | 6-6 | 269 | 3/18/86 | 29 | 5 | West Texas A&M | Mt. Olive, Miss. | D6B-'10 |
| 98 | Nick Fairley | DT | 6-4 | 308 | 1/23/1988 | 27 | 5 | Auburn | Mobile, Ala. | UFA(DET)-'15 |
| 99 | Aaron Donald | DT | 6-1 | 285 | 5/23/1991 | 23 | R | Pittsburgh | Pittsburgh, Pa. | D1b-'14 |
| LINEBACKERS (9) | | | | | | | | | | |
| 50 | Cameron Lynch | LB | 6-0 | 229 | 8/4/1993 | 21 | R | Syracuse | Lawrenceville, Ga. | FA-'15 |
| 51 | Matthew Wells (PS) | LB | 6-2 | 222 | 11/26/1990 | 24 | R | Mississippi State | Monticello, Miss. | FA-'15 |
| 52 | Alec Ogletree (IR) | LB | 6-2 | 245 | 9/25/91 | 22 | 2 | Georgia | Newnan, Ga. | D1B-'13 |
| 53 | Daren Bates | LB | 5-11 | 225 | 11/27/1990 | 23 | 2 | Auburn | Olive Branch, Miss. | FA-'13 |
| 54 | Bryce Hager | LB | 6-1 | 235 | 5/4/1992 | 22 | R | Baylor | Austin, Tex. | D7A-'15 |
| 55 | James Laurinaitis | LB | 6-2 | 248 | 12/3/86 | 28 | 6 | Ohio State | Plymouth, Minn. | D2-'09 |
| 56 | Akeem Ayers | LB | 6-3 | 255 | 7/10/1989 | 25 | 5 | UCLA | Los Angeles, Calif. | UFA(TEN)-'15 |
| 57 | Zack Hodges (PS) | LB/DE | 6-3 | 246 | 2/18/1992 | 23 | R | Harvard | Atlanta, Ga. | FA-'15 |
| SECONDARY (12) | | | | | | | | | | |
| 20 | Lamaricus Joyner | DB | 5-8 | 184 | 11/27/1990 | 23 | R | Florida St. | Ft. Lauderdale, Fla. | D2-'14 |
| 21 | Janoris Jenkins | CB | 5-10 | 198 | 10/29/88 | 27 | 3 | North Alabama | Pahokee, Fla. | D2B-'12 |
| 22 | Trumaine Johnson | CB | 6-2 | 208 | 1/1/90 | 25 | 3 | Montana | Stockton, Calif. | D3-'12 |
| 23 | Rodney McLeod | S | 5-10 | 195 | 6/23/90 | 25 | 3 | Virginia | Oxon Hill, Md. | FA-'12 |
| 24 | Eric Patterson (PS) | CB | 5-10 | 193 | 2/5/1993 | 22 | R | Ball State | Tampa, Fla. | FA-'15 |
| 25 | T.J. McDonald | S | 6-2 | 217 | 1/26/91 | 24 | 2 | USC | Fresno, Calif. | D3A-'13 |
| 26 | Mark Barron | S | 6-2 | 213 | 10/27/1989 | 25 | 3 | Alabama | Mobile, Ala. | T(TB)-'14 |
| 31 | Maurice Alexander | S | 6-1 | 220 | 2/16/1991 | 23 | R | Utah State | St. Louis, Mo. | D4-'14 |
| 33 | E.J. Gaines (IR) | CB | 5-10 | 190 | 2/23/1992 | 22 | R | Missouri | Independence, Mo. | D6a-'14 |
| 37 | Christian Bryant | S | 5-9 | 198 | 3/21/1992 | 23 | 1 | Ohio State | Cleveland, Ohio | D7B-'14 |
| 38 | Cody Davis | S | 6-1 | 206 | 6/6/1989 | 23 | 2 | Texas Tech | Stephenville, Tex. | FA-'13 |
| 47 | Marcus Roberson | CB | 6-0 | 191 | 10/4/1992 | 22 | R | Florida | Ft. Lauderdale, Fla. | FA-'14 |
| SPECIALISTS (3) | | | | | | | | | | |
| 4 | Greg Zuerlein | K | 6-0 | 196 | 12/27/87 | 26 | 3 | Missouri Western | Lincoln, Neb. | D6-'12 |
| 6 | Johnny Hekker | P | 6-5 | 236 | 2/8/1990 | 24 | 3 | Oregon State | Bothell, Wash. | FA-'12 |
| 44 | Jake McQuaide | LS | 6-2 | 244 | 12/7/87 | 27 | 4 | Ohio State | Cincinnati, Ohio | FA-'11 |

2015 ST. LOUIS RAMS TRANSACTIONS

| Date | Name | Move | Date | Name | Move |
|----------|-----------------------|---|----------|-----------------------|---|
| Dec. 30 | T Steven Baker | Signed to Reserve/Future List | Sept. 5 | T Isaiah Battle | Waived |
| Dec. 30 | WR Emory Blake | Signed to Reserve/Future List | Sept. 5 | S Christian Bryant | Waived |
| Dec. 30 | G Travis Bond | Signed to Reserve/Future List | Sept. 5 | TE Justice Cunningham | Waived |
| Dec. 30 | S Christian Bryant | Signed to Reserve/Future List | Sept. 5 | QB Austin Davis | Waived |
| Dec. 30 | LB Marshall McFadden | Signed to Reserve/Future List | Sept. 5 | C Barrett Jones | Waived |
| Dec. 30 | DT Doug Worthington | Signed to Reserve/Future List | Sept. 5 | DE Matt Longacre | Waived |
| Dec. 30 | WR Devon Wylie | Signed to Reserve/Future List | Sept. 5 | LB Marshall McFadden | Waived |
| Dec. 31 | WR Damian Williams | Signed to Reserve/Future List | Sept. 5 | CB Brandon McGee | Waived |
| Jan. 5 | TE Brad Smelley | Signed to Reserve/Future List | Sept. 5 | WR Daniel Rodriguez | Waived |
| Jan. 5 | P/K Michael Palardy | Signed to Reserve/Future List | Sept. 5 | DT Louis Trinca-Pasat | Waived |
| Feb. 26 | DT Kendall Langford | Released | Sept. 5 | LB Jo-Lonn Dunbar | Released |
| Mar. 9 | C Scott Wells | Released | Sept. 6 | S Jacob Hagen | Signed to Practice Squad |
| Mar. 9 | T Jake Long | Released | Sept. 6 | T Isaiah Battle | Signed to Practice Squad |
| Mar. 10 | QB Sam Bradford | Traded to PHI | Sept. 6 | S Christian Bryant | Signed to Practice Squad |
| Mar. 10 | QB Nick Foles | Acquired in trade with PHI | Sept. 6 | TE Justice Cunningham | Signed to Practice Squad |
| Mar. 10 | QB Case Keenum | Acquired in trade with HOU | Sept. 6 | DE Matt Longacre | Signed to Practice Squad |
| Mar. 12 | LB Akeem Ayers | Signed as an unrestricted free agent (TEN) | Sept. 6 | DT Louis Trinca-Pasat | Signed to Practice Squad |
| Mar. 13 | DT Nick Fairley | Signed as an unrestricted free agent (DET) | Sept. 6 | FB Zach Laskey | Signed to Practice Squad |
| Mar. 18 | WR Kenny Britt | Re-signed | Sept. 6 | RB Malcolm Brown | Signed to Practice Squad |
| Mar. 18 | T Garrett Reynolds | Signed as an unrestricted free agent (DET) | Sept. 6 | DT Doug Worthington | Signed to Practice Squad |
| Mar. 31 | C Tim Barnes | Re-signed | Sept. 6 | CB Trovon Reed | Signed to Practice Squad |
| April 31 | RB Todd Gurley | Drafted in the First Round (10th Overall) | Sept. 15 | S Jacob Hagen | Waived from Practice Squad |
| May 1 | T Rob Havenstein | Drafted in the Second Round (57th Overall) | Sept. 15 | CB Brandon McGee | Signed to Practice Squad |
| May 1 | OL Jamon Brown | Drafted in the Third Round (72nd Overall) | Sept. 15 | CB Trovon Reed | Waived from Practice Squad |
| May 1 | QB Sean Mannion | Drafted in the Third Round (89th Overall) | Sept. 15 | CB Melvin White | Signed to Practice Squad |
| May 2 | T Andrew Donnal | Drafted in the Fourth Round (119th Overall) | Sept. 29 | RB Isaiah Pead | Waived |
| May 2 | WR Bud Sasser | Drafted in the Sixth Round (201st Overall) | Sept. 29 | CB Brandon McGee | Signed from Practice Squad to Active Roster |
| May 2 | OL Cody Wichmann | Drafted in the Sixth Round (215th Overall) | Sept. 29 | WR Nick Toon | Signed to Practice Squad |
| May 2 | LB Bryce Hager | Drafted in the Seventh Round (224th Overall) | Oct. 2 | CB Brandon McGee | Waived |
| May 2 | DE Martin Ifedi | Drafted in the Seventh Round (227th Overall) | Oct. 2 | S Christian Bryant | Signed from Practice Squad to Active Roster |
| May 2 | RB Zac Stacy | Traded to NYJ for Seventh-Round Draft Choice | Oct. 2 | CB Eric Patterson | Signed to Practice Squad |
| May 7 | RB Malcolm Brown | Signed as an undrafted free agent | Oct. 3 | WR Chris Givens | Traded to Baltimore |
| May 7 | CB Imoan Claiborne | Signed as an undrafted free agent | Oct. 6 | LB Jo-Lonn Dunbar | Signed |
| May 7 | WR Isiah Ferguson | Signed as an undrafted free agent | Oct. 12 | RB Trey Watts | Waived |
| May 7 | RB Terrence Franks | Signed as an undrafted free agent | Oct. 15 | G Rodger Saffold | Placed on Reserve/Injured |
| May 7 | CB Montell Garner | Signed as an undrafted free agent | Oct. 15 | TE Justice Cunningham | Signed from Practice Squad to Active Roster |
| May 7 | SS Jacob Hagen | Signed as an undrafted free agent | Oct. 15 | RB Trey Watts | Signed to Practice Squad |
| May 7 | SS Jay Hughes | Signed as an undrafted free agent | Oct. 23 | S Christian Bryant | Waived |
| May 7 | FB Zach Laskey | Signed as an undrafted free agent | Oct. 23 | RB Trey Watts | Signed from Practice Squad to Active Roster |
| May 7 | DE Matt Longacre | Signed as an undrafted free agent | Oct. 26 | LB Alec Ogletree | Placed on Reserve/Inj. - Designated to Return |
| May 7 | LB Cameron Lynch | Signed as an undrafted free agent | Oct. 27 | LB Jo-Lonn Dunbar | Released |
| May 7 | LB Keshawn Malone | Signed as an undrafted free agent | Oct. 27 | DT Doug Worthington | Signed from Practice Squad to Active Roster |
| May 7 | WR Bradley Marquez | Signed as an undrafted free agent | Oct. 27 | S Christian Bryant | Signed |
| May 7 | WR Tyler Slavin | Signed as an undrafted free agent | Oct. 27 | DE Gerald Rivers | Signed to Practice Squad |
| May 7 | DL Louis Trinca-Pasat | Signed as an undrafted free agent | Oct. 27 | DE/LB Zack Hodges | Signed to Practice Squad |
| May 7 | T Darrell Williams | Signed as an undrafted free agent | Nov. 4 | RB Trey Watts | Placed on Reserve/Suspended |
| May 9 | WR Daniel Rodriguez | Signed | Nov. 6 | DE Matt Longacre | Signed from Practice Squad to Active Roster |
| May 9 | LS Tyler Ott | Signed | Nov. 9 | WR Stedman Bailey | Placed on Reserve/Suspended |
| May 12 | TE Mason Brodine | Waived | Nov. 9 | LB Matthew Wells | Signed to Practice Squad |
| May 13 | C David Wang | Signed | Nov. 9 | WR Wes Welker | Signed |
| June 3 | WR Bud Sasser | Waived - Failed Physical/Non-football Illness | | | |
| July 9 | T Isaiah Battle | Selected in the Fifth Round of the Supplemental Draft | | | |
| Aug. 4 | WR Devon Wylie | Waived | | | |
| Aug. 4 | DB Trovon Reed | Signed | | | |
| Aug. 8 | RB Terrence Franks | Waived | | | |
| Aug. 8 | DT Marcus Forston | Signed | | | |
| Aug. 21 | WR Isiah Ferguson | Waived/Injured | | | |
| Aug. 31 | T Steven Baker | Waived | | | |
| Aug. 31 | G Travis Bond | Waived | | | |
| Aug. 31 | CB Imoan Claiborne | Waived | | | |
| Aug. 31 | S Jay Huges | Waived | | | |
| Aug. 31 | LS Tyler Ott | Waived | | | |
| Aug. 31 | K/P Michael Palardy | Waived | | | |
| Aug. 31 | WR Tyler Slavin | Waived | | | |
| Aug. 31 | TE Brad Smelley | Waived/Injured | | | |
| Aug. 31 | LB Korey Toomer | Waived/Injured | | | |
| Aug. 31 | C David Wang | Waived | | | |
| Aug. 31 | WR Damian Williams | Released | | | |
| Aug. 31 | CB E.J. Gaines | Placed on Reserve-Injured | | | |
| Sept. 1 | LB Keshawn Malone | Waived | | | |
| Sept. 1 | DT Doug Worthington | Waived | | | |
| Sept. 4 | TE Alex Bayer | Waived | | | |
| Sept. 4 | WR Emory Blake | Waived | | | |
| Sept. 4 | RB Malcolm Brown | Waived | | | |
| Sept. 4 | DT Marcus Forston | Waived | | | |
| Sept. 4 | CB Montell Garner | Waived | | | |
| Sept. 4 | S Jacob Hagen | Waived | | | |
| Sept. 4 | DE Martin Ifedi | Waived | | | |
| Sept. 4 | FB Zach Laskey | Waived | | | |
| Sept. 4 | DB Trovon Reed | Waived | | | |
| Sept. 4 | G Brandon Washington | Waived | | | |



2015 ST. LOUIS RAMS PARTICIPATION CHART

| # | Player | 2015 | | | | 1 | 2 | 3 | 4 | 5 | 6 | 7 | 8 | 9 | 10 | 11 | 12 | 13 | 14 | 15 | 16 |
|----|---------------------|------|----|---|----|------|------|------|------|-------|-------|------|------|-------|-------|-------|------|-------|-------|-------|-----|
| | | GP | GS | D | IA | 9/13 | 9/20 | 9/27 | 10/4 | 10/11 | 10/25 | 11/1 | 11/8 | 11/15 | 11/22 | 11/29 | 12/6 | 12/13 | 12/17 | 12/27 | 1/3 |
| 31 | Alexander, Maurice | 6 | 1 | 0 | 2 | X | X | X | IA | IA | X | X | | | | | | | | | |
| 11 | Austin, Tavon | 8 | 8 | 0 | 0 | WR | WR | WR | WR | WR | WR | WR | WR | | | | | | | | |
| 56 | Ayers, Akeem | 8 | 6 | 0 | 0 | RLB | RLB | X | RLB | X | RLB | RLB | RLB | | | | | | | | |
| 12 | Bailey, Stedman | 8 | 3 | 0 | 0 | X | X | X | WR | X | WR | WR | WR | | | | | | | | |
| 61 | Barnes, Tim | 8 | 8 | 0 | 0 | C | C | C | C | C | C | C | C | | | | | | | | |
| 26 | Barron, Mark | 8 | 4 | 0 | 0 | X | X | X | X | LLB | LLB | LLB | LLB | | | | | | | | |
| 53 | Bates, Daren | 7 | 0 | 0 | 1 | IA | X | X | X | X | X | X | X | | | | | | | | |
| 77 | Battle, Isaiah | 0 | 0 | 0 | 0 | PS | PS | PS | PS | PS | PS | PS | PS | | | | | | | | |
| 18 | Britt, Kenny | 8 | 8 | 0 | 0 | WR | WR | WR | WR | WR | WR | WR | WR | | | | | | | | |
| 90 | Brockers, Michael | 8 | 8 | 0 | 0 | DT | DT | DT | DT | DT | DT | DT | DT | | | | | | | | |
| 68 | Brown, Jamon | 8 | 8 | 0 | 0 | LG | LG | LG | LG | LG | LG | RG | RG | | | | | | | | |
| 39 | Brown, Malcolm | 0 | 0 | 0 | 0 | PS | PS | PS | PS | PS | PS | PS | PS | | | | | | | | |
| 37 | Bryant, Christian | 3 | 0 | 0 | 1 | PS | PS | PS | X | X | O | IA | X | | | | | | | | |
| 89 | Cook, Jared | 8 | 7 | 0 | 0 | TE | TE | TE | TE | X | TE | TE | TE | | | | | | | | |
| 36 | Cunningham, Benny | 8 | 1 | 0 | 0 | RB | X | X | X | X | X | X | X | | | | | | | | |
| 48 | Cunningham, Justice | 2 | 0 | 0 | 1 | PS | PS | PS | PS | PS | X | IA | X | | | | | | | | |
| 38 | Davis, Cody | 8 | 0 | 0 | 0 | X | X | X | X | X | X | X | X | | | | | | | | |
| 99 | Donald, Aaron | 8 | 8 | 0 | 0 | DT | DT | DT | DT | DT | DT | DT | DT | | | | | | | | |
| 64 | Donnal, Andrew | 4 | 1 | 0 | 4 | IA | X | IA | IA | X | IA | X | LG | | | | | | | | |
| 58 | Dunbar, Jo-Lonn | 0 | 0 | 0 | 2 | O | O | O | O | IA | IA | O | O | | | | | | | | |
| 98 | Fairley, Nick | 8 | 0 | 0 | 0 | X | X | X | X | X | X | X | X | | | | | | | | |
| 5 | Foles, Nick | 8 | 8 | 0 | 0 | QB | QB | QB | QB | QB | QB | QB | QB | | | | | | | | |
| 19 | Givens, Chris | 3 | 0 | 0 | 0 | X | X | X | O | O | O | O | O | | | | | | | | |
| 30 | Gurley, Todd | 6 | 5 | 0 | 2 | IA | IA | X | RB | RB | RB | RB | RB | | | | | | | | |
| 43 | Hagen, Jacob | 0 | 0 | 0 | 0 | PS | PS | PS | PS | PS | O | O | O | | | | | | | | |
| 54 | Hager, Bryce | 8 | 0 | 0 | 0 | X | X | X | X | X | X | X | X | | | | | | | | |
| 46 | Harkey, Cory | 8 | 1 | 0 | 0 | X | X | X | X | TE | X | X | X | | | | | | | | |
| 79 | Havenstein, Rob | 7 | 7 | 0 | 1 | RT | RT | RT | RT | RT | RT | RT | IA | | | | | | | | |
| 95 | Hayes, William | 8 | 3 | 0 | 0 | X | X | X | X | X | DE | DE | DE | | | | | | | | |
| 6 | Hekker, Johnny | 8 | 0 | 0 | 0 | X | X | X | X | X | X | X | X | | | | | | | | |
| 57 | Hodges, Zack | 0 | 0 | 0 | 0 | O | O | O | O | O | O | PS | PS | | | | | | | | |
| 21 | Jenkins, Janoris | 8 | 8 | 0 | 0 | RCB | RCB | RCB | RCB | RCB | RCB | RCB | RCB | | | | | | | | |
| 22 | Johnson, Trumaine | 8 | 7 | 0 | 0 | LCB | X | LCB | LCB | LCB | LCB | LCB | LCB | | | | | | | | |
| 20 | Joyner, Lamaricus | 8 | 2 | 0 | 0 | X | X | CB | X | DB | X | X | X | | | | | | | | |
| 17 | Keenum, Case | 0 | 0 | 8 | 0 | DNP | DNP | DNP | DNP | DNP | DNP | DNP | DNP | | | | | | | | |
| 88 | Kendricks, Lance | 7 | 5 | 0 | 1 | TE | TE | TE | X | TE | IA | X | TE | | | | | | | | |
| 45 | Laskey, Zach | 0 | 0 | 0 | 0 | PS | PS | PS | PS | PS | PS | PS | PS | | | | | | | | |
| 55 | Laurinaitis, James | 8 | 8 | 0 | 0 | MLB | MLB | MLB | MLB | MLB | MLB | MLB | MLB | | | | | | | | |
| 91 | Long, Chris | 5 | 5 | 0 | 3 | DE | DE | LDE | LDE | LDE | IA | IA | IA | | | | | | | | |
| 96 | Longacre, Matt | 1 | 0 | 0 | 0 | PS | PS | PS | PS | PS | PS | PS | X | | | | | | | | |
| 50 | Lynch, Cameron | 8 | 0 | 0 | 0 | X | X | X | X | X | X | X | X | | | | | | | | |
| 14 | Mannion, Sean | 0 | 0 | 0 | 8 | IA | IA | IA | IA | IA | IA | IA | IA | | | | | | | | |
| 15 | Marquez, Bradley | 8 | 0 | 0 | 0 | X | X | X | X | X | X | X | X | | | | | | | | |
| 27 | Mason, Tre | 6 | 2 | 0 | 2 | IA | RB | RB | X | X | IA | X | X | | | | | | | | |
| 25 | McDonald, T.J. | 7 | 7 | 0 | 1 | SS | SS | SS | SS | SS | SS | SS | SS | | | | | | | | |
| 32 | Brandon McGee | 0 | 0 | 0 | 0 | O | PS | PS | O | O | O | O | O | | | | | | | | |
| 23 | McLeod, Rodney | 8 | 8 | 0 | 0 | FS | FS | FS | FS | FS | FS | FS | FS | | | | | | | | |
| 44 | McQuaide, Jake | 8 | 0 | 0 | 0 | X | X | X | X | X | X | X | X | | | | | | | | |
| 52 | Ogletree, Alec | 4 | 4 | 0 | 2 | LB | LB | LLB | LLB | IA | IA | IR | IR | | | | | | | | |
| 24 | Patterson, Eric | 0 | 0 | 0 | 0 | O | O | O | PS | PS | PS | PS | PS | | | | | | | | |
| 24 | Pead, Isaiah | 2 | 0 | 0 | 1 | X | X | IA | O | O | O | O | O | | | | | | | | |
| 83 | Quick, Brian | 5 | 0 | 0 | 3 | IA | IA | IA | X | X | X | X | X | | | | | | | | |
| 94 | Quinn, Robert | 7 | 7 | 0 | 1 | DE | DE | DE | DE | DE | DE | DE | IA | | | | | | | | |
| 41 | Reed, Trovon | 0 | 0 | 0 | 0 | PS | PS | PS | O | O | O | O | O | | | | | | | | |
| 34 | Reynolds, Chase | 4 | 0 | 0 | 4 | X | IA | IA | IA | X | X | X | IA | | | | | | | | |
| 71 | Reynolds, Garrett | 8 | 3 | 0 | 0 | X | X | X | X | X | RG | LG | RT | | | | | | | | |
| 65 | Rhaney, Demetrius | 8 | 0 | 0 | 0 | X | X | X | X | X | X | X | X | | | | | | | | |
| 59 | Rivers, Gerald | 0 | 0 | 0 | 0 | O | O | O | O | O | O | PS | PS | | | | | | | | |
| 47 | Roberson, Marcus | 8 | 1 | 0 | 0 | X | LCB | X | X | X | X | X | X | | | | | | | | |
| 73 | Robinson, Greg | 8 | 8 | 0 | 0 | LT | LT | LT | LT | LT | LT | LT | LT | | | | | | | | |
| 76 | Saffold, Rodger | 5 | 5 | 0 | 0 | RG | RG | RG | RG | RG | IR | IR | IR | | | | | | | | |
| 97 | Sims, Eugene | 5 | 1 | 0 | 3 | X | IA | IA | IA | X | X | X | RDE | | | | | | | | |
| 81 | Toon, Nick | 0 | 0 | 0 | 0 | O | O | PS | PS | PS | PS | PS | PS | | | | | | | | |
| 62 | Trinca-Pasat, Louis | 0 | 0 | 0 | 0 | PS | PS | PS | PS | PS | PS | PS | PS | | | | | | | | |
| 42 | Watts, Trey | 1 | 0 | 0 | 1 | SUS | SUS | SUS | SUS | CEX | X | IA | SUS | | | | | | | | |
| 93 | Westbrooks, Ethan | 7 | 0 | 0 | 1 | X | X | X | X | IA | X | X | X | | | | | | | | |
| 35 | White, Melvin | 0 | 0 | 0 | 0 | O | PS | PS | PS | PS | PS | PS | PS | | | | | | | | |
| 69 | Wichmann, Cody | 4 | 0 | 0 | 4 | X | IA | IA | X | IA | X | IA | X | | | | | | | | |
| 63 | Williams, Darrell | 4 | 0 | 0 | 4 | IA | IA | X | IA | IA | X | X | X | | | | | | | | |
| 92 | Worthington, Doug | 0 | 0 | 0 | 2 | PS | PS | PS | PS | PS | PS | IA | IA | | | | | | | | |
| 4 | Zuerlein, Greg | 8 | 0 | 0 | 0 | X | X | X | X | X | X | X | X | | | | | | | | |

(Pos) - Starter; X - Reserve; DNP - Did Not Play; IA - Inactive; IR - Injured Reserve; PS - Practice Squad; O - Not on Roster; U - Unsigned; E - Roster Exemption; PUP - Physically Unable to Perform; GP - Games Played; GS - Started; D - Did Not Play; IA - Inactive; SUS - Reserve/Suspended; NFI - Non Football Injury List; CEX - Reserve/Commissioners Exempt; US - Reserve/Unsigned



HOW THE RAMS WERE BUILT

DRAFTEES (29)

FREE AGENTS (25)

TRADES/WAIVERS (3)

| | | | |
|------|--|--|---|
| 2015 | RB Todd Gurley (1) T Rob Havenstein (2) OL Jamon Brown (3a) QB Sean Mannion (3b) T Andrew Donnal (4) OL Cody Wichmann (6b) LB Bryce Hager (7a) | LB Akeem Ayers (UFA-NE) DT Nick Fairley (UFA-DET) T Garrett Reynolds (UFA-DET) DE Matt Longacre (UDFA) LB Cameron Lynch (UDFA) WR Bradley Marquez (UDFA) WR Wes Welker (FA) T Darrell Williams (UDFA) DT Doug Worthington (FA) | QB Nick Foles (T-PHI) QB Case Keenum (T-HOU) |
| 2014 | OL Greg Robinson (1a) DT Aaron Donald (1b) DB Lamarcus Joyner (2) RB Tre Mason (3) S Maurice Alexander (4) CB E.J. Gaines (6a)* S Christian Bryant (7b) C Demetrius Rhaney (7d) | WR Kenny Britt (UFA-TEN) CB Marcus Roberson (UDFA) DT Ethan Westbrooks (UDFA) RB Trey Watts (UDFA) TE Justice Cunningham (FA) | S Mark Barron (T-TB) |
| 2013 | WR Tavon Austin (1a) LB Alec Ogletree (1b) S T.J. McDonald (3a) | LB Daren Bates (UDFA) TE Jared Cook (UFA-TEN) RB Benny Cunningham (UDFA) S Cody Davis (UDFA) | |
| 2012 | DT Michael Brockers (1) WR Brian Quick (2a) CB Janoris Jenkins (2b) CB Trumaine Johnson (3) K Greg Zuerlein (6) | TE Cory Harkey (UDFA) DE William Hayes (UFA-TEN) P Johnny Hekker (UDFA) S Rodney McLeod (UDFA) C Tim Barnes (FA) | |
| 2011 | DE Robert Quinn (1) TE Lance Kendricks (2) | LS Jake McQuaide (UDFA) RB Chase Reynolds (UDFA) | |
| 2010 | OL Rodger Saffold (2)* DE Eugene Sims (6b) | | |
| 2009 | LB James Laurinaitis (2) | | |
| 2008 | DE Chris Long (1) | | |

* denotes player on reserve list

**denotes player on PUP

FA - Free Agent; UFA - Unrestricted Free Agent; RFA - Restricted Free Agent; W - Waivers; T- Trade



MISCELLANEOUS STATS



2015 Ball Possession & Drive Chart

St. Louis Rams vs Minnesota Vikings
11/8/2015 at TCF Bank Stadium

Ball Possession And Drive Chart

St. Louis Rams

| # | Time Recd | Time Lost | Time Poss | How Ball Obtained | Drive Began | # Play | Yds Gain | Yds Pen | Net Yds | 1st Down | Last Scrm | How Given Up |
|----|-----------|-----------|-----------|-------------------|-------------|--------|----------|---------|---------|----------|-----------|--------------|
| 1 | 15:00 | 13:55 | 1:05 | Kickoff | SL 20 | 3 | 1 | 0 | 1 | 0 | SL 21 | Punt |
| 2 | 10:19 | 8:56 | 1:23 | Kickoff | SL 20 | 4 | 15 | 0 | 15 | 1 | SL 35 | Punt |
| 3 | 5:24 | 1:09 | 4:15 | Kickoff | SL 20 | 8 | 80 | 0 | 80 | 3 | * MIN 1 | Touchdown |
| 4 | 13:15 | 10:55 | 2:20 | Punt | SL 35 | 6 | 22 | 0 | 22 | 1 | MIN 43 | Field Goal |
| 5 | 9:10 | 3:23 | 5:47 | Punt | SL 26 | 12 | 42 | 15 | 57 | 4 | * MIN 17 | Field Goal |
| 6 | 1:45 | 0:00 | 1:45 | Punt | SL 15 | 8 | 58 | 0 | 58 | 3 | MIN 27 | Field Goal |
| 7 | 14:13 | 11:59 | 2:14 | Interception | SL 20 | 3 | 0 | -10 | -10 | 0 | SL 10 | Punt |
| 8 | 8:39 | 7:33 | 1:06 | Kickoff | SL 20 | 3 | 7 | 0 | 7 | 0 | SL 27 | Punt |
| 9 | 4:16 | 1:08 | 3:08 | Punt | SL 20 | 4 | 4 | 15 | 19 | 1 | SL 39 | Punt |
| 10 | 12:01 | 9:44 | 2:17 | Punt | SL 27 | 5 | 36 | -11 | 25 | 2 | MIN 48 | Punt |
| 11 | 7:44 | 6:48 | 0:56 | Punt | SL 20 | 3 | 7 | 0 | 7 | 0 | SL 27 | Punt |
| 12 | 5:10 | 1:42 | 3:28 | Punt | SL 35 | 8 | 35 | 0 | 35 | 2 | MIN 30 | Missed FG |
| 13 | 1:14 | 0:12 | 1:02 | Punt | SL 39 | 5 | 19 | 7 | 26 | 1 | MIN 35 | Field Goal |
| 14 | 15:00 | 13:19 | 1:41 | Kickoff | SL 20 | 3 | -6 | 0 | -6 | 0 | SL 14 | Punt |

(337) Average SL 24

Minnesota Vikings

| # | Time Recd | Time Lost | Time Poss | How Ball Obtained | Drive Began | # Play | Yds Gain | Yds Pen | Net Yds | 1st Down | Last Scrm | How Given Up |
|----|-----------|-----------|-----------|-------------------|-------------|--------|----------|---------|---------|----------|-----------|--------------|
| 1 | 13:55 | 10:19 | 3:36 | Punt | SL 46 | 8 | 25 | 5 | 30 | 2 | * SL 16 | Field Goal |
| 2 | 8:56 | 5:24 | 3:32 | Punt | MIN 20 | 6 | 67 | 13 | 80 | 5 | * SL 6 | Touchdown |
| 3 | 1:09 | 13:15 | 2:54 | Kickoff | MIN 21 | 5 | 12 | 3 | 15 | 1 | MIN 36 | Punt |
| 4 | 10:55 | 9:10 | 1:45 | Kickoff | MIN 20 | 4 | 15 | 0 | 15 | 1 | MIN 35 | Punt |
| 5 | 3:23 | 1:45 | 1:38 | Kickoff | MIN 21 | 4 | 21 | 0 | 21 | 1 | MIN 42 | Punt |
| 6 | 15:00 | 14:13 | 0:47 | Kickoff | MIN 47 | 2 | 15 | 0 | 15 | 1 | SL 38 | Interception |
| 7 | 11:59 | 8:39 | 3:20 | Punt | MIN 40 | 6 | 60 | 0 | 60 | 3 | * SL 6 | Touchdown |
| 8 | 7:33 | 4:16 | 3:17 | Punt | MIN 28 | 5 | 11 | -5 | 6 | 1 | MIN 34 | Punt |
| 9 | 1:08 | 12:01 | 4:07 | Punt | MIN 11 | 6 | 15 | 20 | 35 | 3 | MIN 46 | Punt |
| 10 | 9:44 | 7:44 | 2:00 | Punt | MIN 11 | 5 | 28 | 0 | 28 | 2 | MIN 39 | Punt |
| 11 | 6:48 | 5:10 | 1:38 | Punt | MIN 30 | 3 | 6 | 0 | 6 | 0 | MIN 36 | Punt |
| 12 | 1:42 | 1:14 | 0:28 | Missed FG | MIN 38 | 3 | -10 | 0 | -10 | 0 | MIN 28 | Punt |
| 13 | 0:12 | 0:00 | 0:12 | Kickoff | MIN 18 | 1 | -1 | 0 | -1 | 0 | MIN 18 | End of Half |
| 14 | 13:19 | 9:20 | 3:59 | Punt | MIN 49 | 7 | 29 | 0 | 29 | 1 | SL 22 | Field Goal |

(408) Average MIN 29

* inside opponent's 20

Time of Possession by Quarter

| | 1st | 2nd | 3rd | 4th | OT | Total |
|------------------------|------|------|------|------|------|-------|
| Visitor St. Louis Rams | 6:43 | 9:52 | 6:28 | 7:43 | 1:41 | 32:27 |
| Home Minnesota Vikings | 8:17 | 5:08 | 8:32 | 7:17 | 3:59 | 33:13 |

Kickoff Drive No.-Start Average

Rams: 5 - SL 20 Vikings: 5 - MIN 25

2015 Ball Possession & Drive Chart

San Francisco 49ers vs St. Louis Rams
11/1/2015 at Edward Jones Dome

Ball Possession And Drive Chart

San Francisco 49ers

| # | Time Recd | Time Lost | Time Poss | How Ball Obtained | Drive Began | # Play | Yds Gain | Yds Pen | Net Yds | 1st Down | Last Scrm | How Given Up |
|----|-----------|-----------|-----------|-------------------|-------------|--------|----------|---------|---------|----------|-----------|--------------|
| 1 | 15:00 | 10:29 | 4:31 | Kickoff | SF 20 | 9 | 44 | 0 | 44 | 3 | SL 36 | Field Goal |
| 2 | 9:12 | 7:45 | 1:27 | Punt | SF 21 | 3 | 9 | 0 | 9 | 0 | SF 30 | Punt |
| 3 | 5:32 | 4:24 | 1:08 | Punt | SF 3 | 3 | -3 | 0 | -3 | 0 | SF 1 | Safety |
| 4 | 3:01 | 2:38 | 0:23 | Fumble | SL 47 | 3 | 0 | -5 | -5 | 0 | SF 48 | Punt |
| 5 | 1:29 | 14:47 | 1:42 | Punt | SF 11 | 3 | 3 | 0 | 3 | 0 | SF 14 | Punt |
| 6 | 12:39 | 10:35 | 2:04 | Punt | SF 32 | 4 | -1 | 10 | 9 | 1 | SF 41 | Punt |
| 7 | 10:25 | 9:05 | 1:20 | Kickoff | SF 8 | 3 | -1 | 0 | -1 | 0 | SF 7 | Punt |
| 8 | 6:52 | 1:53 | 4:59 | Kickoff | SF 20 | 12 | 63 | 10 | 73 | 4 | *SL 7 | Field Goal |
| 9 | 0:18 | 0:00 | 0:18 | Kickoff | SF 22 | 1 | -1 | 0 | -1 | 0 | SF 22 | End of Half |
| 10 | 13:06 | 11:53 | 1:13 | Punt | SF 17 | 3 | 9 | 0 | 9 | 0 | SF 26 | Punt |
| 11 | 7:42 | 6:11 | 1:31 | Punt | SF 2 | 3 | 3 | 0 | 3 | 0 | SF 5 | Punt |
| 12 | 1:14 | 14:13 | 2:01 | Missed FG | SF 30 | 5 | 17 | 0 | 17 | 1 | SF 47 | Punt |
| 13 | 12:32 | 10:09 | 2:23 | Punt | SF 20 | 6 | 9 | 5 | 14 | 1 | SF 34 | Punt |
| 14 | 8:34 | 6:28 | 2:06 | Kickoff | SF 20 | 3 | 13 | -5 | 8 | 0 | SF 28 | Punt |
| 15 | 3:59 | 3:03 | 0:56 | Punt | SL 49 | 6 | 25 | 0 | 25 | 1 | SL 24 | Downs |

(330) Average SF 22

St. Louis Rams

| # | Time Recd | Time Lost | Time Poss | How Ball Obtained | Drive Began | # Play | Yds Gain | Yds Pen | Net Yds | 1st Down | Last Scrm | How Given Up |
|----|-----------|-----------|-----------|-------------------|-------------|--------|----------|---------|---------|----------|-----------|--------------|
| 1 | 10:29 | 9:12 | 1:17 | Kickoff | SL 20 | 3 | 6 | 0 | 6 | 0 | SL 26 | Punt |
| 2 | 7:45 | 5:32 | 2:13 | Punt | SL 18 | 5 | 11 | 5 | 16 | 1 | SL 34 | Punt |
| 3 | 4:24 | 3:01 | 1:23 | Kickoff | SL 38 | 3 | 32 | 0 | 32 | 1 | 50 | Fumble |
| 4 | 2:38 | 1:29 | 1:09 | Punt | SL 30 | 3 | 4 | 0 | 4 | 0 | SL 34 | Punt |
| 5 | 14:47 | 12:39 | 2:08 | Punt | SL 34 | 4 | 10 | -15 | -5 | 0 | SL 29 | Punt |
| 6 | 10:35 | 10:25 | 0:10 | Punt | SL 29 | 1 | 71 | 0 | 71 | 1 | SL 29 | Touchdown |
| 7 | 9:05 | 6:52 | 2:13 | Punt | SF 39 | 6 | 19 | 0 | 19 | 1 | SF 20 | Field Goal |
| 8 | 1:53 | 0:18 | 1:35 | Kickoff | SL 20 | 7 | 72 | 8 | 80 | 5 | *SF 2 | Touchdown |
| 9 | 15:00 | 13:06 | 1:54 | Kickoff | SL 17 | 5 | 15 | 0 | 15 | 1 | SL 32 | Punt |
| 10 | 11:53 | 7:42 | 4:11 | Punt | SL 8 | 7 | 30 | 0 | 30 | 2 | SL 38 | Punt |
| 11 | 6:11 | 1:14 | 4:57 | Punt | SL 44 | 8 | 19 | 15 | 34 | 2 | SF 22 | Missed FG |
| 12 | 14:13 | 12:32 | 1:41 | Punt | SL 5 | 3 | 8 | 0 | 8 | 0 | SL 13 | Punt |
| 13 | 10:09 | 8:34 | 1:35 | Punt | SL 27 | 3 | 73 | 0 | 73 | 1 | SL 34 | Touchdown |
| 14 | 6:28 | 3:59 | 2:29 | Punt | SL 15 | 3 | 5 | 0 | 5 | 0 | SL 20 | Punt |
| 15 | 3:03 | 0:00 | 3:03 | Downs | SL 24 | 5 | 13 | 0 | 13 | 1 | SL 38 | End of Game |

(390) Average SL 26

* inside opponent's 20

| Time of Possession by Quarter | | 1st | 2nd | 3rd | 4th | OT | Total |
|---------------------------------|---------------------|------------------|------|-------|-----------------|----|-------|
| Visitor | San Francisco 49ers | 8:58 | 8:54 | 3:58 | 6:12 | | 28:02 |
| Home | St. Louis Rams | 6:02 | 6:06 | 11:02 | 8:48 | | 31:58 |
| Kickoff Drive No.-Start Average | | 49ers: 5 - SF 18 | | | Rams: 4 - SL 24 | | |

2015 Ball Possession & Drive Chart

Cleveland Browns vs St. Louis Rams
10/25/2015 at Edward Jones Dome

Ball Possession And Drive Chart

Cleveland Browns

| # | Time Recd | Time Lost | Time Poss | How Ball Obtained | Drive Began | # Play | Yds Gain | Yds Pen | Net Yds | 1st Down | Last Scrm | How Given Up |
|----|-----------|-----------|-----------|-------------------|-------------|--------|----------|---------|---------|----------|-----------|--------------|
| 1 | 13:16 | 11:59 | 1:17 | Punt | CLV 8 | 3 | 11 | 0 | 11 | 1 | CLV 19 | Fumble |
| 2 | 11:59 | 9:15 | 2:44 | Kickoff | CLV 20 | 5 | 5 | 0 | 5 | 1 | CLV 32 | Fumble |
| 3 | 7:33 | 14:05 | 8:28 | Kickoff | CLV 20 | 14 | 63 | 10 | 73 | 4 | * SL 7 | Field Goal |
| 4 | 11:46 | 9:37 | 2:09 | Punt | CLV 4 | 3 | 7 | 0 | 7 | 0 | CLV 11 | Punt |
| 5 | 9:07 | 7:53 | 1:14 | Punt | CLV 9 | 3 | 12 | -9 | 3 | 0 | CLV 12 | Punt |
| 6 | 4:22 | 0:58 | 3:24 | Fumble | CLV 16 | 7 | 41 | 0 | 41 | 2 | SL 43 | Punt |
| 7 | 0:04 | 0:00 | 0:04 | Missed FG | SL 48 | 1 | 0 | 0 | 0 | 0 | SL 48 | End of Half |
| 8 | 15:00 | 11:45 | 3:15 | Kickoff | CLV 20 | 6 | 54 | 0 | 54 | 2 | SL 26 | Field Goal |
| 9 | 8:32 | 4:09 | 4:23 | Missed FG | CLV 25 | 5 | 57 | -35 | 22 | 1 | CLV 47 | Punt |
| 10 | 2:14 | 14:49 | 2:25 | Kickoff | CLV 20 | 4 | 27 | 0 | 27 | 1 | CLV 47 | Punt |
| 11 | 13:17 | 12:17 | 1:00 | Punt | CLV 21 | 2 | 15 | 15 | 30 | 1 | CLV 38 | Fumble |
| 12 | 8:11 | 5:17 | 2:54 | Kickoff | CLV 13 | 8 | 40 | 10 | 50 | 5 | SL 37 | Fumble |
| 13 | 3:26 | 1:10 | 2:16 | Punt | CLV 45 | 6 | 32 | -10 | 22 | 1 | SL 38 | Downs |

(273) Average CLV 21

St. Louis Rams

| # | Time Recd | Time Lost | Time Poss | How Ball Obtained | Drive Began | # Play | Yds Gain | Yds Pen | Net Yds | 1st Down | Last Scrm | How Given Up |
|----|-----------|-----------|-----------|-------------------|-------------|--------|----------|---------|---------|----------|-----------|--------------|
| 1 | 15:00 | 13:16 | 1:44 | Kickoff | SL 33 | 3 | -1 | 0 | -1 | 0 | SL 32 | Punt |
| 2 | 9:15 | 7:33 | 1:42 | Fumble | CLV 25 | 4 | 4 | 0 | 4 | 0 | CLV 21 | Field Goal |
| 3 | 14:05 | 11:46 | 2:19 | Kickoff | SL 22 | 4 | 18 | 0 | 18 | 1 | SL 40 | Punt |
| 4 | 9:37 | 9:07 | 0:30 | Punt | SL 49 | 3 | 0 | -5 | -5 | 0 | SL 44 | Punt |
| 5 | 7:53 | 4:22 | 3:31 | Punt | SL 41 | 6 | 44 | 0 | 44 | 2 | CLV 32 | Fumble |
| 6 | 0:58 | 0:04 | 0:54 | Punt | SL 12 | 6 | 43 | 0 | 43 | 2 | CLV 45 | Missed FG |
| 7 | 11:45 | 8:32 | 3:13 | Kickoff | SL 20 | 8 | 63 | 0 | 63 | 3 | * CLV 17 | Missed FG |
| 8 | 4:09 | 2:14 | 1:55 | Punt | SL 12 | 4 | 62 | 26 | 88 | 4 | * CLV 1 | Touchdown |
| 9 | 14:49 | 13:17 | 1:32 | Punt | SL 20 | 3 | 5 | 0 | 5 | 0 | SL 25 | Punt |
| 10 | 12:17 | 8:11 | 4:06 | Fumble | SL 44 | 7 | 51 | 5 | 56 | 4 | * CLV 16 | Touchdown |
| 11 | 5:17 | 3:26 | 1:51 | Fumble | SL 33 | 4 | 21 | -15 | 6 | 0 | SL 39 | Punt |
| 12 | 1:10 | 0:00 | 1:10 | Downs | SL 33 | 2 | -2 | 0 | -2 | 0 | SL 32 | End of Game |

(394) Average SL 33

* inside opponent's 20

Time of Possession by Quarter

| | 1st | 2nd | 3rd | 4th | OT | Total |
|--------------------------|-------|------|------|------|----|-------|
| Visitor Cleveland Browns | 11:34 | 7:46 | 9:52 | 6:21 | | 35:33 |
| Home St. Louis Rams | 3:26 | 7:14 | 5:08 | 8:39 | | 24:27 |

Kickoff Drive No.-Start Average

Browns: 5 - CLV 19 Rams: 3 - SL 25

2015 Ball Possession & Drive Chart

St. Louis Rams vs Green Bay Packers
10/11/2015 at Lambeau Field

Ball Possession And Drive Chart

St. Louis Rams

| # | Time Recd | Time Lost | Time Poss | How Ball Obtained | Drive Began | # Play | Yds Gain | Yds Pen | Net Yds | 1st Down | Last Scrm | How Given Up |
|----|-----------|-----------|-----------|-------------------|-------------|--------|----------|---------|---------|----------|-----------|--------------|
| 1 | 15:00 | 13:57 | 1:03 | Kickoff | SL 20 | 3 | 2 | 0 | 2 | 0 | SL 22 | Punt |
| 2 | 12:09 | 6:48 | 5:21 | Kickoff | SL 25 | 10 | 35 | -5 | 30 | 3 | GB 45 | Punt |
| 3 | 4:07 | 3:19 | 0:48 | Interception | SL 43 | 3 | 2 | 0 | 2 | 0 | SL 45 | Interception |
| 4 | 1:36 | 0:53 | 0:43 | Downs | SL 41 | 3 | 6 | -5 | 1 | 0 | SL 42 | Interception |
| 5 | 0:53 | 14:17 | 1:36 | Kickoff | SL 20 | 3 | 3 | -5 | -2 | 0 | SL 18 | Punt |
| 6 | 12:22 | 7:12 | 5:10 | Punt | SL 20 | 9 | 48 | 32 | 80 | 5 | * GB 5 | Touchdown |
| 7 | 4:03 | 1:40 | 2:23 | Interception | GB 33 | 7 | 14 | -5 | 9 | 1 | * GB 24 | Field Goal |
| 8 | 12:41 | 10:24 | 2:17 | Kickoff | SL 20 | 4 | 19 | 0 | 19 | 1 | SL 39 | Punt |
| 9 | 8:26 | 4:15 | 4:11 | Punt | SL 35 | 8 | 33 | 0 | 33 | 1 | GB 32 | Missed FG |
| 10 | 3:35 | 0:48 | 2:47 | Fumble | GB 41 | 6 | 6 | 0 | 6 | 1 | GB 35 | Missed FG |
| 11 | 11:38 | 9:03 | 2:35 | Punt | SL 20 | 5 | 73 | 0 | 73 | 2 | * GB 7 | Interception |
| 12 | 7:32 | 3:23 | 4:09 | Punt | SL 30 | 9 | 25 | 0 | 25 | 2 | GB 45 | Missed FG |
| 13 | 1:03 | 0:23 | 0:40 | Kickoff | SL 20 | 4 | 68 | 5 | 73 | 1 | * GB 7 | Interception |

(420) Average SL 32

Green Bay Packers

| # | Time Recd | Time Lost | Time Poss | How Ball Obtained | Drive Began | # Play | Yds Gain | Yds Pen | Net Yds | 1st Down | Last Scrm | How Given Up |
|----|-----------|-----------|-----------|-------------------|-------------|--------|----------|---------|---------|----------|-----------|--------------|
| 1 | 13:57 | 12:09 | 1:48 | Punt | GB 44 | 6 | 51 | 5 | 56 | 2 | SL 31 | Touchdown |
| 2 | 6:48 | 4:07 | 2:41 | Punt | GB 20 | 6 | 33 | 5 | 38 | 2 | SL 42 | Interception |
| 3 | 3:19 | 1:36 | 1:43 | Interception | 50 | 4 | 9 | 0 | 9 | 0 | SL 41 | Downs |
| 4 | 14:17 | 12:22 | 1:55 | Punt | GB 40 | 3 | 7 | 0 | 7 | 0 | GB 47 | Punt |
| 5 | 7:12 | 4:03 | 3:09 | Kickoff | GB 20 | 8 | 40 | 0 | 40 | 3 | SL 40 | Interception |
| 6 | 1:40 | 0:00 | 1:40 | Kickoff | GB 20 | 5 | 25 | 0 | 25 | 2 | GB 42 | End of Half |
| 7 | 15:00 | 12:41 | 2:19 | Kickoff | GB 25 | 4 | 75 | 0 | 75 | 2 | GB 35 | Touchdown |
| 8 | 10:24 | 8:26 | 1:58 | Punt | GB 10 | 3 | 11 | -5 | 6 | 0 | GB 16 | Punt |
| 9 | 4:15 | 3:35 | 0:40 | Missed FG | GB 40 | 3 | 1 | 0 | 1 | 0 | GB 43 | Fumble |
| 10 | 0:48 | 11:38 | 4:10 | Missed FG | GB 43 | 7 | 33 | -15 | 18 | 2 | SL 39 | Punt |
| 11 | 9:03 | 7:32 | 1:31 | Interception | GB 20 | 3 | 4 | 0 | 4 | 0 | GB 24 | Punt |
| 12 | 3:23 | 1:03 | 2:20 | Missed FG | SL 47 | 7 | 35 | -5 | 30 | 1 | * SL 17 | Field Goal |
| 13 | 0:23 | 0:00 | 0:23 | Interception | GB 7 | 1 | -2 | 0 | -2 | 0 | GB 7 | End of Game |

(392) Average GB 30

* inside opponent's 20

Time of Possession by Quarter

| | 1st | 2nd | 3rd | 4th | OT | Total |
|------------------------|------|------|------|------|----|-------|
| Visitor St. Louis Rams | 8:48 | 8:16 | 9:15 | 7:24 | | 33:43 |
| Home Green Bay Packers | 6:12 | 6:44 | 5:45 | 7:36 | | 26:17 |

Kickoff Drive No.-Start Average

Rams: 5 - SL 21 Packers: 3 - GB 22

2015 Ball Possession & Drive Chart

St. Louis Rams vs Arizona Cardinals
10/4/2015 at University of Phoenix Stadium

Ball Possession And Drive Chart

St. Louis Rams

| # | Time Recd | Time Lost | Time Poss | How Ball Obtained | Drive Began | # Play | Yds Gain | Yds Pen | Net Yds | 1st Down | Last Scrm | How Given Up |
|----|-----------|-----------|-----------|-------------------|-------------|--------|----------|---------|---------|----------|-----------|--------------|
| 1 | 14:53 | 13:24 | 1:29 | Fumble | ARZ 17 | 3 | 17 | 0 | 17 | 1 | * ARZ 12 | Touchdown |
| 2 | 9:59 | 8:32 | 1:27 | Punt | SL 23 | 3 | 1 | 0 | 1 | 0 | SL 24 | Punt |
| 3 | 4:13 | 2:14 | 1:59 | Kickoff | SL 8 | 3 | -1 | 5 | 4 | 0 | SL 12 | Punt |
| 4 | 10:45 | 8:56 | 1:49 | Kickoff | SL 35 | 3 | 6 | 0 | 6 | 0 | SL 41 | Punt |
| 5 | 6:50 | 3:16 | 3:34 | Interception | SL 20 | 7 | 68 | 0 | 68 | 2 | * ARZ 12 | Field Goal |
| 6 | 1:13 | 0:35 | 0:38 | Kickoff | SL 15 | 3 | 7 | 0 | 7 | 0 | SL 22 | Punt |
| 7 | 15:00 | 10:34 | 4:26 | Kickoff | SL 20 | 8 | 35 | -5 | 30 | 2 | 50 | Punt |
| 8 | 8:36 | 5:44 | 2:52 | Fumble | SL 42 | 5 | 58 | 0 | 58 | 3 | * ARZ 18 | Touchdown |
| 9 | 1:13 | 14:52 | 1:21 | Kickoff | SL 12 | 3 | 1 | -5 | -4 | 0 | SL 8 | Punt |
| 10 | 11:57 | 8:16 | 3:41 | Kickoff | SL 20 | 6 | 85 | -5 | 80 | 3 | * ARZ 12 | Touchdown |
| 11 | 4:38 | 2:51 | 1:47 | Kickoff | SL 14 | 3 | 6 | 0 | 6 | 0 | SL 20 | Punt |
| 12 | 1:44 | 0:00 | 1:44 | Downs | SL 44 | 5 | 47 | 0 | 47 | 2 | * ARZ 8 | End of Game |

(336) Average SL 28

Arizona Cardinals

| # | Time Recd | Time Lost | Time Poss | How Ball Obtained | Drive Began | # Play | Yds Gain | Yds Pen | Net Yds | 1st Down | Last Scrm | How Given Up |
|----|-----------|-----------|-----------|-------------------|-------------|--------|----------|---------|---------|----------|-----------|--------------|
| 1 | 15:00 | 14:53 | 0:07 | Kickoff | | 0 | 0 | 0 | 0 | 0 | | Fumble |
| 2 | 13:24 | 9:59 | 3:25 | Kickoff | ARZ 20 | 6 | 18 | -5 | 13 | 2 | ARZ 33 | Punt |
| 3 | 8:32 | 4:13 | 4:19 | Punt | ARZ 34 | 8 | 33 | 29 | 62 | 3 | * SL 4 | Field Goal |
| 4 | 2:14 | 10:45 | 6:29 | Punt | ARZ 40 | 13 | 51 | 0 | 51 | 4 | * SL 9 | Field Goal |
| 5 | 8:56 | 6:50 | 2:06 | Punt | ARZ 17 | 4 | 32 | 0 | 32 | 1 | ARZ 49 | Interception |
| 6 | 3:16 | 1:13 | 2:03 | Kickoff | ARZ 20 | 9 | 56 | 0 | 56 | 3 | SL 24 | Field Goal |
| 7 | 0:35 | 0:00 | 0:35 | Punt | ARZ 23 | 4 | 11 | -10 | 1 | 1 | ARZ 25 | End of Half |
| 8 | 10:34 | 8:36 | 1:58 | Punt | ARZ 8 | 4 | 50 | 0 | 50 | 1 | ARZ 38 | Fumble |
| 9 | 5:44 | 1:13 | 4:31 | Kickoff | ARZ 20 | 9 | 55 | 5 | 60 | 4 | * SL 20 | Field Goal |
| 10 | 14:52 | 11:57 | 2:55 | Punt | ARZ 48 | 6 | 41 | 0 | 41 | 2 | * SL 11 | Field Goal |
| 11 | 8:16 | 4:38 | 3:38 | Kickoff | ARZ 20 | 8 | 80 | 0 | 80 | 4 | * SL 23 | Touchdown |
| 12 | 2:51 | 1:44 | 1:07 | Punt | ARZ 37 | 5 | 20 | 0 | 20 | 1 | SL 43 | Downs |

(287) Average ARZ 26

* inside opponent's 20

Time of Possession by Quarter

| | 1st | 2nd | 3rd | 4th | OT | Total |
|------------------------|-------|------|------|------|----|-------|
| Visitor St. Louis Rams | 4:55 | 6:01 | 8:31 | 7:20 | | 26:47 |
| Home Arizona Cardinals | 10:05 | 8:59 | 6:29 | 7:40 | | 33:13 |

Kickoff Drive No.-Start Average

Rams: 7 - SL 18 Cardinals: 4 - ARZ 20

2015 Ball Possession & Drive Chart

Pittsburgh Steelers vs St. Louis Rams
9/27/2015 at Edward Jones Dome

Ball Possession And Drive Chart

Pittsburgh Steelers

| # | Time Recd | Time Lost | Time Poss | How Ball Obtained | Drive Began | # Play | Yds Gain | Yds Pen | Net Yds | 1st Down | Last Scrm | How Given Up |
|----|-----------|-----------|-----------|-------------------|-------------|--------|----------|---------|---------|----------|-----------|--------------|
| 1 | 15:00 | 7:18 | 7:42 | Kickoff | PIT 20 | 13 | 77 | 0 | 77 | 4 | * SL 3 | Field Goal |
| 2 | 4:03 | 13:00 | 6:03 | Punt | PIT 8 | 12 | 85 | 7 | 92 | 7 | * SL 1 | Touchdown |
| 3 | 8:15 | 6:52 | 1:23 | Downs | PIT 48 | 2 | 1 | -10 | -9 | 0 | PIT 39 | Interception |
| 4 | 2:05 | 0:00 | 2:05 | Kickoff | PIT 18 | 5 | 24 | -9 | 15 | 1 | PIT 24 | End of Half |
| 5 | 10:35 | 4:31 | 6:04 | Punt | PIT 20 | 10 | 15 | 5 | 20 | 3 | PIT 40 | Punt |
| 6 | 1:05 | 13:35 | 2:30 | Punt | PIT 18 | 4 | 9 | 0 | 9 | 1 | PIT 27 | Punt |
| 7 | 11:30 | 9:44 | 1:46 | Punt | PIT 29 | 3 | 8 | 0 | 8 | 0 | PIT 37 | Punt |
| 8 | 5:38 | 3:02 | 2:36 | Kickoff | PIT 25 | 4 | 34 | -10 | 24 | 1 | PIT 49 | Punt |
| 9 | 2:51 | 1:56 | 0:55 | Interception | SL 31 | 4 | 8 | 0 | 8 | 0 | SL 23 | Field Goal |
| 10 | 1:15 | 0:00 | 1:15 | Downs | SL 39 | 2 | -2 | 0 | -2 | 0 | SL 40 | End of Game |

(316) Average PIT 32

St. Louis Rams

| # | Time Recd | Time Lost | Time Poss | How Ball Obtained | Drive Began | # Play | Yds Gain | Yds Pen | Net Yds | 1st Down | Last Scrm | How Given Up |
|---|-----------|-----------|-----------|-------------------|-------------|--------|----------|---------|---------|----------|-----------|--------------|
| 1 | 7:18 | 4:03 | 3:15 | Kickoff | SL 20 | 6 | 28 | 0 | 28 | 1 | SL 48 | Punt |
| 2 | 13:00 | 8:15 | 4:45 | Kickoff | SL 20 | 8 | 32 | 0 | 32 | 2 | PIT 48 | Downs |
| 3 | 6:52 | 2:05 | 4:47 | Interception | SL 19 | 9 | 50 | 0 | 50 | 3 | PIT 31 | Field Goal |
| 4 | 15:00 | 10:35 | 4:25 | Kickoff | SL 18 | 8 | 40 | 0 | 40 | 2 | PIT 42 | Punt |
| 5 | 4:31 | 1:05 | 3:26 | Punt | SL 15 | 4 | 43 | -10 | 33 | 1 | SL 48 | Punt |
| 6 | 13:35 | 11:30 | 2:05 | Punt | SL 12 | 3 | 9 | 0 | 9 | 0 | SL 21 | Punt |
| 7 | 9:44 | 5:38 | 4:06 | Punt | SL 29 | 7 | 38 | 24 | 62 | 2 | * PIT 9 | Field Goal |
| 8 | 3:02 | 2:51 | 0:11 | Punt | SL 17 | 1 | 0 | 0 | 0 | 0 | SL 17 | Interception |
| 9 | 1:56 | 1:15 | 0:41 | Kickoff | SL 21 | 5 | 18 | 0 | 18 | 1 | SL 39 | Downs |

(171) Average SL 19

* inside opponent's 20

Time of Possession by Quarter

| | | 1st | 2nd | 3rd | 4th | OT | Total |
|----------------|---------------------|-------|------|------|------|----|-------|
| Visitor | Pittsburgh Steelers | 11:45 | 5:28 | 7:09 | 7:57 | | 32:19 |
| Home | St. Louis Rams | 3:15 | 9:32 | 7:51 | 7:03 | | 27:41 |

Kickoff Drive No.-Start Average

Steelers: 3 - PIT 21 Rams: 4 - SL 20

2015 Ball Possession & Drive Chart

St. Louis Rams vs Washington Redskins
9/20/2015 at FedExField

Ball Possession And Drive Chart

St. Louis Rams

| # | Time Recd | Time Lost | Time Poss | How Ball Obtained | Drive Began | # Play | Yds Gain | Yds Pen | Net Yds | 1st Down | Last Scrm | How Given Up |
|----|-----------|-----------|-----------|-------------------|-------------|--------|----------|---------|---------|----------|-----------|--------------|
| 1 | 15:00 | 12:26 | 2:34 | Kickoff | SL 20 | 4 | 13 | 0 | 13 | 1 | SL 33 | Punt |
| 2 | 9:34 | 8:23 | 1:11 | Punt | SL 11 | 4 | 15 | 0 | 15 | 1 | SL 26 | Punt |
| 3 | 7:05 | 5:20 | 1:45 | Kickoff | SL 20 | 3 | 5 | 0 | 5 | 0 | SL 25 | Punt |
| 4 | 0:53 | 13:45 | 2:08 | Kickoff | SL 20 | 3 | 3 | 5 | 8 | 0 | SL 28 | Punt |
| 5 | 12:21 | 10:46 | 1:35 | Punt | SL 36 | 3 | 9 | -10 | -1 | 0 | SL 35 | Punt |
| 6 | 3:02 | 1:44 | 1:18 | Kickoff | SL 20 | 4 | 13 | 0 | 13 | 1 | SL 33 | Punt |
| 7 | 0:22 | 0:00 | 0:22 | Punt | WAS 45 | 3 | 14 | 0 | 14 | 1 | WAS 45 | End of Half |
| 8 | 12:48 | 9:33 | 3:15 | Punt | SL 32 | 6 | 39 | -5 | 34 | 2 | WAS 34 | Field Goal |
| 9 | 7:55 | 7:01 | 0:54 | Fumble | WAS 49 | 2 | 49 | 0 | 49 | 1 | WAS 40 | Touchdown |
| 10 | 5:19 | 1:58 | 3:21 | Punt | SL 34 | 3 | 16 | -20 | -4 | 1 | SL 30 | Punt |
| 11 | 12:15 | 9:27 | 2:48 | Punt | SL 20 | 4 | 16 | 0 | 16 | 1 | SL 36 | Punt |
| 12 | 2:38 | 1:33 | 1:05 | Kickoff | SL 20 | 8 | 21 | 0 | 21 | 2 | SL 41 | Downs |

(339) Average SL 28

Washington Redskins

| # | Time Recd | Time Lost | Time Poss | How Ball Obtained | Drive Began | # Play | Yds Gain | Yds Pen | Net Yds | 1st Down | Last Scrm | How Given Up |
|----|-----------|-----------|-----------|-------------------|-------------|--------|----------|---------|---------|----------|-----------|--------------|
| 1 | 12:26 | 9:34 | 2:52 | Punt | WAS 28 | 4 | 21 | 0 | 21 | 1 | WAS 49 | Punt |
| 2 | 8:23 | 7:05 | 1:18 | Punt | WAS 28 | 3 | 72 | 0 | 72 | 2 | SL 39 | Touchdown |
| 3 | 5:20 | 0:53 | 4:27 | Punt | WAS 34 | 8 | 48 | -10 | 38 | 2 | SL 28 | Field Goal |
| 4 | 13:45 | 12:21 | 1:24 | Punt | WAS 19 | 3 | 2 | 0 | 2 | 0 | WAS 21 | Punt |
| 5 | 10:46 | 3:02 | 7:44 | Punt | WAS 18 | 12 | 87 | -5 | 82 | 6 | * SL 4 | Touchdown |
| 6 | 1:44 | 0:22 | 1:22 | Punt | WAS 18 | 3 | 9 | 0 | 9 | 0 | WAS 27 | Punt |
| 7 | 15:00 | 12:48 | 2:12 | Kickoff | WAS 20 | 3 | 0 | -5 | -5 | 0 | WAS 15 | Punt |
| 8 | 9:33 | 7:55 | 1:38 | Kickoff | WAS 20 | 5 | 25 | 0 | 25 | 1 | WAS 41 | Fumble |
| 9 | 7:01 | 5:19 | 1:42 | Kickoff | WAS 30 | 3 | 2 | 0 | 2 | 0 | WAS 32 | Punt |
| 10 | 1:58 | 12:15 | 4:43 | Punt | WAS 9 | 8 | 45 | -10 | 35 | 2 | WAS 44 | Punt |
| 11 | 9:27 | 2:38 | 6:49 | Punt | WAS 23 | 12 | 57 | 20 | 77 | 5 | * SL 3 | Touchdown |
| 12 | 1:33 | 0:00 | 1:33 | Downs | SL 41 | 3 | 5 | 0 | 5 | 0 | SL 34 | End of Game |

(306) Average WAS 26

* inside opponent's 20

Time of Possession by Quarter

| | 1st | 2nd | 3rd | 4th | OT | Total |
|---------------------------------|------|-------|------|-------|----|-------|
| Visitor St. Louis Rams | 6:23 | 4:30 | 7:30 | 3:53 | | 22:16 |
| Home Washington Redskins | 8:37 | 10:30 | 7:30 | 11:07 | | 37:44 |

Kickoff Drive No.-Start Average

Rams: 5 - SL 20 Redskins: 3 - WAS 23

2015 Ball Possession & Drive Chart

Seattle Seahawks vs St. Louis Rams
9/13/2015 at Edward Jones Dome

Ball Possession And Drive Chart

Seattle Seahawks

| # | Time Recd | Time Lost | Time Poss | How Ball Obtained | Drive Began | # Play | Yds Gain | Yds Pen | Net Yds | 1st Down | Last Scrm | How Given Up |
|----|-----------|-----------|-----------|-------------------|-------------|--------|----------|---------|---------|----------|-----------|--------------|
| 1 | 15:00 | 6:51 | 8:09 | Kickoff | SEA 20 | 12 | 45 | -5 | 40 | 3 | SL 40 | Punt |
| 2 | 14:55 | 11:10 | 3:45 | Kickoff | SEA 19 | 5 | 9 | 10 | 19 | 1 | SEA 38 | Interception |
| 3 | 7:31 | 2:56 | 4:35 | Kickoff | SEA 31 | 8 | 20 | 0 | 20 | 2 | SL 49 | Punt |
| 4 | 1:49 | 0:00 | 1:49 | Punt | SEA 35 | 10 | 58 | 0 | 58 | 3 | * SL 7 | Field Goal |
| 5 | 13:18 | 9:40 | 3:38 | Fumble | SL 39 | 7 | 30 | 0 | 30 | 1 | * SL 9 | Field Goal |
| 6 | 6:10 | 4:30 | 1:40 | Kickoff | SEA 20 | 3 | -2 | 0 | -2 | 0 | SEA 18 | Punt |
| 7 | 4:30 | 2:55 | 1:35 | Kickoff | SEA 20 | 3 | 6 | 0 | 6 | 0 | SEA 26 | Punt |
| 8 | 1:12 | 12:04 | 4:08 | Punt | SEA 37 | 12 | 73 | -10 | 63 | 4 | * SL 7 | Touchdown |
| 9 | 8:56 | 4:46 | 4:10 | Fumble | SEA 25 | 10 | 58 | 0 | 58 | 4 | * SL 17 | Field Goal |
| 10 | 0:53 | 0:00 | 0:53 | Kickoff | SEA 20 | 5 | 9 | 0 | 9 | 1 | SEA 30 | End of Half |
| 11 | 12:06 | 9:00 | 3:06 | Kickoff | SEA 20 | 7 | 37 | 0 | 37 | 2 | SL 42 | Downs |

(308) Average SEA 28

St. Louis Rams

| # | Time Recd | Time Lost | Time Poss | How Ball Obtained | Drive Began | # Play | Yds Gain | Yds Pen | Net Yds | 1st Down | Last Scrm | How Given Up |
|----|-----------|-----------|-----------|-------------------|-------------|--------|----------|---------|---------|----------|-----------|--------------|
| 1 | 6:51 | 4:31 | 2:20 | Punt | SL 12 | 3 | -10 | 0 | -10 | 0 | SL 2 | Punt |
| 2 | 4:31 | 14:55 | 4:36 | Kickoff | SL 20 | 9 | 80 | 0 | 80 | 5 | * SEA 16 | Touchdown |
| 3 | 11:10 | 7:31 | 3:39 | Interception | SEA 26 | 6 | 16 | -5 | 11 | 1 | * SEA 15 | Field Goal |
| 4 | 2:56 | 1:49 | 1:07 | Punt | SL 25 | 3 | 5 | 0 | 5 | 0 | SL 30 | Punt |
| 5 | 15:00 | 13:18 | 1:42 | Kickoff | SL 16 | 3 | 23 | 0 | 23 | 1 | SL 43 | Fumble |
| 6 | 9:40 | 6:10 | 3:30 | Kickoff | SL 20 | 6 | 64 | 16 | 80 | 5 | * SEA 1 | Touchdown |
| 7 | 2:55 | 1:12 | 1:43 | Punt | SL 11 | 3 | 6 | 0 | 6 | 0 | SL 17 | Punt |
| 8 | 12:04 | 8:56 | 3:08 | Kickoff | SL 19 | 5 | 57 | 0 | 57 | 2 | SEA 28 | Fumble |
| 9 | 4:46 | 4:39 | 0:07 | Kickoff | SL 20 | 1 | -12 | 0 | -12 | 0 | SL 20 | Fumble |
| 10 | 4:39 | 0:53 | 3:46 | Kickoff | SL 16 | 12 | 89 | -5 | 84 | 4 | SEA 37 | Touchdown |
| 11 | 15:00 | 12:06 | 2:54 | Kickoff | SEA 49 | 6 | 30 | 0 | 30 | 1 | * SEA 19 | Field Goal |

(284) Average SL 26

* inside opponent's 20

Time of Possession by Quarter

| | 1st | 2nd | 3rd | 4th | OT | Total |
|--------------------------|------|-------|------|------|------|-------|
| Visitor Seattle Seahawks | 8:09 | 10:09 | 8:05 | 7:59 | 3:06 | 37:28 |
| Home St. Louis Rams | 6:51 | 4:51 | 6:55 | 7:01 | 2:54 | 28:32 |

Kickoff Drive No.-Start Average

Seahawks: 7 - SEA 21

Rams: 6 - SL 18

2015 ST. LOUIS RAMS SCORING DRIVES

| <u>Opponent</u> | <u>Qtr</u> | <u>Time Rem.</u> | <u>Plays</u> | <u>Net Yards</u> | <u>Poss.</u> | <u>How Acquired</u> | <u>Scoring Play</u> |
|-------------------|------------|------------------|--------------|------------------|--------------|---------------------|---|
| vs. Seattle | 2 | 14:55 | 9 | 80 | 4:36 | Kickoff | T. Austin 16 yd. Touchdown Run |
| vs. Seattle | 2 | 7:31 | 6 | 11 | 3:39 | Interception | G. Zuerlein 33 yd. Field Goal |
| vs. Seattle | 3 | 6:10 | 6 | 80 | 3:30 | Kickoff | N. Foles 1 yd. Touchdown Run |
| vs. Seattle | 3 | 4:30 | 0 | 75 | 0:00 | Punt | T. Austin 75 yd. Punt Return |
| vs. Seattle | 4 | 0:53 | 12 | 84 | 3:46 | Kickoff | L. Kendrick 37 yd. pass from N. Foles |
| vs. Seattle | 5 | 12:06 | 6 | 30 | 2:54 | Kickoff | G. Zuerlein 37 yd. Field Goal |
| @ Washington | 3 | 9:33 | 6 | 34 | 3:15 | Punt | G. Zuerlein 52 yd. Field Goal |
| @ Washington | 3 | 7:01 | 2 | 49 | 0:54 | Fumble | K. Britt 40 yd. pass from N. Foles |
| vs. Pittsburgh | 2 | 2:05 | 9 | 50 | 4:47 | Interception | G. Zuerlein 49 yd. Field Goal |
| vs. Pittsburgh | 4 | 5:38 | 7 | 62 | 4:06 | Punt | G. Zuerlein 27 yd. Field Goal |
| @ Arizona | 1 | 13:24 | 3 | 17 | 1:29 | Fumble | T. Austin 12 yd. pass from N. Foles |
| @ Arizona | 2 | 3:16 | 7 | 68 | 3:34 | Interception | G. Zuerlein 30 yd. Field Goal |
| @ Arizona | 3 | 5:44 | 5 | 58 | 2:52 | Fumble | S. Bailey 18 yd. pass from N. Foles |
| @ Arizona | 4 | 8:16 | 6 | 80 | 3:41 | Kickoff | T. Austin 12 yd. pass from N. Foles |
| @ Green Bay | 2 | 7:12 | 9 | 80 | 5:10 | Punt | T. Austin 5 yd. pass from N. Foles |
| @ Green Bay | 2 | 1:40 | 7 | 9 | 2:23 | Interception | G. Zuerlein 42 yd. Field Goal |
| vs. Cleveland | 1 | 13:16 | 0 | 0 | 1:44 | Kickoff | R. McLeod 20 yd. Fumble Return |
| vs. Cleveland | 1 | 7:33 | 4 | 4 | 1:42 | Fumble | G. Zuerlein 39 yd. Field Goal |
| vs. Cleveland | 3 | 2:14 | 4 | 88 | 1:55 | Punt | T. Gurley 1 yd. Touchdown Run |
| vs. Cleveland | 4 | 8:11 | 7 | 56 | 4:06 | Fumble | T. Gurley 16 yd. Touchdown Run |
| vs. San Francisco | 1 | 3:01 | 0 | 0 | 1:23 | Kickoff | M. Davis tackled in end zone by J. Laurinaitis for a Safety |
| vs. San Francisco | 2 | 10:25 | 1 | 71 | 0:10 | Punt | T. Gurley 71 yd. Touchdown Run |
| vs. San Francisco | 2 | 6:52 | 6 | 19 | 2:13 | Punt | G. Zuerlein 38 yd. Field Goal |
| vs. San Francisco | 2 | 0:18 | 7 | 80 | 1:35 | Kickoff | T. Austin 2 yd. Touchdown Run |
| vs. San Francisco | 4 | 8:34 | 3 | 73 | 1:35 | Punt | T. Austin 66 yd. pass from N. Foles |
| @ Minnesota | 1 | 1:09 | 8 | 80 | 4:15 | Kickoff | T. Gurley 1 yd. Touchdown Run |
| @ Minnesota | 2 | 10:55 | 6 | 22 | 2:20 | Punt | G. Zuerlein 61 yd. Field Goal |
| @ Minnesota | 2 | 3:23 | 12 | 57 | 5:47 | Punt | G. Zuerlein 35 yd. Field Goal |
| @ Minnesota | 2 | 0:00 | 8 | 58 | 1:45 | Punt | G. Zuerlein 45 yd. Field Goal |
| @ Minnesota | 4 | 0:12 | 5 | 26 | 1:02 | Punt | G. Zuerlein 53 yd. Field Goal |

2015 ST. LOUIS RAMS KICKOFF ANALYSIS

| Opponent | No. | No. in EZ | TB | Opp. Ret. | Ret. Yds. | Ret. Avg. | Squib | Out of Bounds | Onside Rec/Att |
|-------------------|------------|------------------|-----------|------------------|------------------|------------------|--------------|----------------------|-----------------------|
| vs. Seattle | 7 | 7 | 5 | 2 | 56 | 28.0 | 0 | 0 | 0/0 |
| at Washington | 3 | 2 | 2 | 1 | 23 | 23.0 | 0 | 0 | 0/0 |
| vs. Pittsburgh | 3 | 3 | 2 | 1 | 22 | 22.0 | 0 | 0 | 0/0 |
| at Arizona | 5 | 5 | 4 | 1 | 19 | 19.0 | 0 | 0 | 0/0 |
| at Green Bay | 3 | 3 | 3 | 0 | 0 | 0.0 | 0 | 0 | 0/0 |
| vs. Cleveland | 5 | 5 | 4 | 1 | 21 | 21.0 | 0 | 0 | 0/0 |
| vs. San Francisco | 5 | 5 | 3 | 2 | 49 | 24.5 | 0 | 0 | 0/0 |
| at Minnesota | 5 | 2 | 1 | 4 | 96 | 24.0 | 0 | 0 | 0/0 |
| vs. Chicago | | | | | | | | | |
| at Baltimore | | | | | | | | | |
| at Cincinnati | | | | | | | | | |
| vs. Arizona | | | | | | | | | |
| vs. Detroit | | | | | | | | | |
| vs. Tampa Bay | | | | | | | | | |
| at Seattle | | | | | | | | | |
| at San Francisco | | | | | | | | | |
| TOTAL | 36 | 32 | 24 | 12 | 286 | 23.8 | 0 | 0 | 0/0 |

2015 RAMS WEEKLY TEAM RANKINGS

| | NFL RANKINGS | | | | | | NFC RANKINGS | | | | | |
|----------------|--------------|----------|-----------|----------|-----------|----------|--------------|----------|----------|---------|-----------|----------|
| | OFFENSE | | | DEFENSE | | | OFFENSE | | | DEFENSE | | |
| | Overall | Rush | Pass | Overall | Rush | Pass | Overall | Rush | Pass | Overall | Rush | Pass |
| Week 1 | 13/352.0 | 23/76.0 | 10/276.0 | 18/343.0 | 23T/124.0 | 18/219.0 | 8/352.0 | 12/76.0 | 6/276.0 | 7/343.0 | 12T/124.0 | 9/219.0 |
| Week 2 | 31/282.5 | 27/71.5 | 22T/211.0 | 18/358.0 | 30/153.0 | 10/205.0 | 16/282.5 | 14/71.5 | 12/211.0 | 8/358.0 | 15/153.0 | 6/205.0 |
| Week 3 | 32/274.3 | 29/71.3 | 29/203.0 | 9T/325.0 | 25/122.7 | 7T/202.3 | 16/274.3 | 14/71.3 | 13/203.0 | 6/325.0 | 12/122.7 | 3T/202.3 |
| Week 4 | 32/287.8 | 23/94.5 | 28/193.3 | 16/355.5 | 26/120.3 | 14/235.3 | 16/287.8 | 12/94.5 | 12/193.3 | 9/355.5 | 13/120.3 | 8/235.3 |
| Week 5 | 32/297.0 | 16/113.8 | 30/183.2 | 14/348.8 | 21/113.4 | 15/235.4 | 16/297.0 | 11/113.8 | 14/183.2 | 8/348.8 | 10/113.4 | 8/235.4 |
| Week 6 | 32/297.0 | 13/113.8 | 31/183.2 | 10/348.8 | 21/113.4 | 10/235.4 | 16/297.0 | 9/113.8 | 15/183.2 | 7/348.8 | 10/113.4 | 6/235.4 |
| Week 7 | 31/298.8 | 13/121.2 | 32/177.7 | 12/351.3 | 14/108.2 | 17/243.2 | 15/298.8 | 9/121.2 | 16/177.7 | 8/351.3 | 6/108.2 | 10/243.2 |
| Week 8 | 30/311.6 | 3/132.0 | 32/179.6 | 6/328.1 | 9/98.1 | 10/230.0 | 15/311.6 | 3/132.0 | 16/179.6 | 3/328.1 | 3/98.1 | 6/230.0 |
| Week 9 | 31/312.6 | 4/135.5 | 32/177.1 | 5/323.8 | 13/104.0 | 4/219.8 | 15/312.6 | 3/135.5 | 16/177.1 | 3/323.8 | 4/104.0 | 2/219.8 |
| Week 10 | | | | | | | | | | | | |
| Week 12 | | | | | | | | | | | | |
| Week 13 | | | | | | | | | | | | |
| Week 14 | | | | | | | | | | | | |
| Week 15 | | | | | | | | | | | | |
| Week 16 | | | | | | | | | | | | |
| Week 17 | | | | | | | | | | | | |

2015 TURNOVER BREAKDOWN

| OPPONENT | TAKEAWAYS | | | GIVEAWAYS | | | MARGIN | RESULT |
|---------------|------------------|------------|--------------|-----------------------------|------------|--------------|----------------|---------------|
| | FUMBLES | INT | TOTAL | FUMBLES | INT | TOTAL | | |
| vs. SEA | 0 | 1 | 1 | 3 | 0 | 3 | -2 | W, 34-31 (OT) |
| @WAS | 1 | 0 | 1 | 0 | 0 | 0 | +1 | L, 24-10 |
| vs. PIT | 0 | 1 | 1 | 0 | 1 | 1 | 0 | L, 12-6 |
| @ARI | 2 | 1 | 3 | 0 | 0 | 0 | +3 | W, 24-22 |
| @GB | 1 | 2 | 3 | 0 | 4 | 4 | -1 | L, 24-10 |
| vs. CLE | 4 | 0 | 4 | 1 | 0 | 1 | +3 | W, 24-6 |
| vs. SF | 0 | 0 | 0 | 1 | 0 | 1 | -1 | W, 27-6 |
| @MIN | 0 | 1 | 1 | 0 | 0 | 0 | +1 | L, 21-18 (OT) |
| vs. CHI | | | | | | | | |
| @BAL | | | | | | | | |
| @CIN | | | | | | | | |
| vs. ARI | | | | | | | | |
| vs. DET | | | | | | | | |
| vs. TB | | | | | | | | |
| @SEA | | | | | | | | |
| @SF | | | | | | | | |
| TOTALS | 8 | 6 | 14 | 5 | 5 | 10 | +4 | |
| | TAKEAWAYS | | | POINTS OFF TAKEAWAYS | | | | |
| | FUMBLES | INT | TOTAL | TDS | FGs | TOTAL | SCORE % | POINTS |
| RAMS | 8 | 6 | 14 | 5 | 5 | 10 | 71% | 50 |
| OPPONENTS | 5 | 5 | 10 | 2 | 3 | 5 | 50% | 23 |

2015 TEAM HIGHS & LOWS

| ST. LOUIS RAMS | HIGH | GAME | LOWS | GAME |
|-----------------------|-------------|---------------------------|-------------|---------------------------------|
| Points | 34 | Week 1 vs. Seattle | 6 | Week 3 vs. Pittsburgh |
| Points in a Half | 20 | Week 8 vs. San Francisco | 0 | (last) Week 5 @ Green Bay |
| First Downs | 19 | Week 1 vs. Seattle | 11 | Week 2 @ Washington |
| Rushing Attempts | 41 | Week 8 vs. San Francisco | 13 | Week 2 @ Washington |
| Rushing Yards | 197 | Week 8 vs. San Francisco | 67 | Week 2 @ Washington |
| Passing Attempts | 33 | Week 9 @ Minnesota | 23 | (last) Week 8 vs. San Francisco |
| Pass Completions | 19 | Week 3 vs. Pittsburgh | 14 | Week 8 vs. San Francisco |
| Passing Yards | 297 | Week 1 vs. Seattle | 150 | Week 2 @ Washington |
| Total Plays | 70 | (last) Week 9 @ Minnesota | 46 | Week 2 @ Washington |
| Total net Yards | 388 | Week 8 vs. San Francisco | 213 | Week 2 @ Washington |
| Time of Possession | 33:43 | Week 5 @ Green Bay | 22:16 | Week 2 @ Washington |
| Interceptions | 2 | Week 5 @ Green Bay | 0 | (last) Week 8 vs. San Francisco |
| Sacks | 6 | Week 1 vs. Seattle | 1 | Week 9 @ Minnesota |
| Penalties | 12 | (last) Week 9 @ Minnesota | 4 | Week 1 vs. Seattle |
| Yards Penalized | 93 | Week 8 vs. San Francisco | 30 | Week 1 vs. Seattle |

| OPPONENTS | HIGH | GAME | LOWS | GAME |
|--------------------|-------------|--------------------------|-------------|---------------------------------|
| Points | 31 | Week 1 vs. Seattle | 6 | (last) Week 8 vs. San Francisco |
| Points in a Half | 17 | Week 2 vs. Washington | 3 | Week 7 vs. Cleveland |
| First Downs | 26 | Week 4 @ Arizona | 11 | Week 8 vs. San Francisco |
| Rushing Attempts | 37 | Week 2 vs. Washington | 21 | (last) Week 8 vs. San Francisco |
| Rushing Yards | 182 | Week 2 vs. Washington | 38 | Week 8 vs. San Francisco |
| Passing Attempts | 46 | Week 4 @ Arizona | 27 | (last) Week 9 @ Minnesota |
| Pass Completions | 32 | Week 1 vs. Seattle | 15 | Week 9 @ Minnesota |
| Passing Yards | 352 | Week 4 @ Arizona | 159 | Week 9 @ Minnesota |
| Total Plays | 79 | Week 1 vs. Seattle | 57 | Week 3 vs. Pittsburgh |
| Total net Yards | 447 | Week 4 @ Arizona | 189 | Week 8 vs. San Francisco |
| Time of Possession | 37:44 | Week 2 @ Washington | 26:17 | Week 5 @ Green Bay |
| Interceptions | 4 | Week 5 @ Green Bay | 0 | (last) Week 8 vs. San Francisco |
| Sacks | 3 | Week 5 @ Green Bay | 0 | (last) Week 8 vs. San Francisco |
| Penalties | 13 | Week 8 vs. San Francisco | 3 | Week 4 @ Arizona |
| Yards Penalized | 98 | Week 7 vs. Cleveland | 20 | Week 4 @ Arizona |

2015 RAMS BESTS

RUSHING ATTEMPTS

| | NO. | OPPONENT |
|---------------|------------|-----------------|
| T. Gurley | 30 | Week 5 at GB |
| T. Gurley | 24 | Week 9 at Min |
| T. Gurley | 20 | Week 8 vs. SF |
| T. Gurley | 19 | Week 7 vs. Cle |
| T. Gurley | 19 | Week 4 at Ari |
| B. Cunningham | 16 | Week 1 vs. Sea |
| T. Mason | 15 | Week 8 vs. SF |

RUSHING YARDS

| | YDS. | OPPONENT |
|---------------|-------------|-----------------|
| T. Gurley | 159 | Week 5 at GB |
| T. Gurley | 146 | Week 4 at Ari |
| T. Gurley | 133 | Week 8 vs. SF |
| T. Gurley | 128 | Week 7 vs. Cle |
| T. Gurley | 89 | Week 9 at Min |
| T. Austin | 66 | Week 9 at Min |
| T. Mason | 46 | Week 8 vs. SF |
| B. Cunningham | 45 | Week 1 vs. Sea |
| T. Austin | 40 | Week 2 at Was |
| T. Mason | 26 | Week 2 at Was |

YARDS PER CARRY (MIN. 10 ATT.)

| | YDS. | OPPONENT |
|---------------|-------------|-----------------|
| T. Gurley | 7.7 | Week 4 at Ari |
| T. Gurley | 6.7 | Week 8 vs. SF |
| T. Gurley | 6.7 | Week 7 vs. Cle |
| T. Gurley | 5.3 | Week 5 at GB |
| T. Gurley | 3.7 | Week 9 at Min |
| T. Mason | 3.1 | Week 8 vs. SF |
| B. Cunningham | 2.8 | Week 1 vs. Sea |

LONGEST RUSH

| | YDS. | OPPONENT |
|-----------|-------------|-----------------|
| T. Gurley | 71t | Week 8 vs. SF |
| T. Gurley | 55 | Week 5 at GB |
| T. Gurley | 52 | Week 4 at Ari |
| T. Gurley | 48 | Week 7 vs. Cle |
| T. Gurley | 30 | Week 4 at Ari |
| C. Givens | 24 | Week 3 vs. Pit |
| T. Gurley | 23 | Week 4 at Ari |
| T. Austin | 22 | Week 9 at Min |
| T. Austin | 21 | Week 7 vs. Cle |
| T. Gurley | 20 | Week 4 at Ari |
| T. Gurley | 16 | Week 9 at Min |
| T. Gurley | 16t | Week 7 vs. Cle |
| T. Mason | 16 | Week 3 vs. Pit |
| T. Austin | 16t | Week 1 vs. Sea |
| T. Austin | 16 | Week 2 at Was |

PASS ATTEMPTS

| | NO. | OPPONENT |
|----------|------------|-----------------|
| N. Foles | 33 | Week 9 at Min |
| N. Foles | 32 | Week 2 at Was |
| N. Foles | 28 | Week 3 vs. Pit |
| N. Foles | 27 | Week 1 vs. Sea |
| N. Foles | 24 | Week 4 at Ari |
| N. Foles | 23 | Week 8 vs. SF |
| N. Foles | 23 | Week 7 vs. Cle |

PASS COMPLETIONS

| | NO. | OPPONENT |
|----------|------------|-----------------|
| N. Foles | 19 | Week 3 vs. Pit |
| N. Foles | 18 | Week 9 at Min |
| N. Foles | 18 | Week 1 vs. Sea |
| N. Foles | 17 | Week 2 at Was |
| N. Foles | 16 | Week 4 at Ari |
| N. Foles | 15 | Week 7 vs. Cle |
| N. Foles | 14 | Week 8 vs. SF |

PASSING YARDS

| | YDS. | OPPONENT |
|----------|-------------|-----------------|
| N. Foles | 297 | Week 1 vs. Sea |
| N. Foles | 197 | Week 3 vs. Pit |
| N. Foles | 191 | Week 8 vs. SF |
| N. Foles | 171 | Week 4 at Ari |
| N. Foles | 168 | Week 9 at Min |
| N. Foles | 163 | Week 7 vs. Cle |
| N. Foles | 150 | Week 2 at Was |

RECEPTIONS

| | NO. | OPPONENT |
|---------------|------------|-----------------|
| K. Britt | 7 | Week 3 vs. Pit |
| T. Austin | 6 | Week 4 at Ari |
| T. Austin | 5 | Week 3 vs. Pit |
| J. Cook | 5 | Week 2 at Was |
| J. Cook | 5 | Week 1 vs. Sea |
| T. Austin | 4 | Week 9 at Min |
| T. Austin | 4 | Week 7 vs. Cle |
| T. Gurley | 4 | Week 7 vs. Cle |
| B. Cunningham | 4 | Week 2 at Was |
| B. Cunningham | 4 | Week 1 vs. Sea |
| T. Austin | 4 | Week 8 vs. SF |

RECEIVING YARDS

| | YDS. | OPPONENT |
|---------------|-------------|-----------------|
| K. Britt | 102 | Week 3 vs. Pit |
| T. Austin | 98 | Week 8 vs. SF |
| T. Austin | 96 | Week 4 at Ari |
| K. Britt | 87 | Week 9 at Min |
| J. Cook | 85 | Week 1 vs. Sea |
| B. Cunningham | 77 | Week 1 vs. Sea |
| S. Bailey | 73 | Week 5 at GB |
| S. Bailey | 58 | Week 1 vs. Sea |
| J. Cook | 57 | Week 8 vs. SF |
| J. Cook | 47 | Week 2 at Was |
| K. Britt | 44 | Week 2 at Was |
| T. Austin | 43 | Week 7 vs. Cle |
| L. Kendricks | 42 | Week 1 vs. Sea |
| T. Austin | 38 | Week 3 vs. Pit |
| K. Britt | 37 | Week 1 vs. Sea |
| T. Gurley | 35 | Week 7 vs. Cle |
| S. Bailey | 30 | Week 4 at Ari |

LONGEST RECEPTION

| | YDS. | OPPONENT |
|---------------|-------------|-----------------|
| S. Bailey | 68 | Week 5 at GB |
| T. Austin | 66t | Week 8 vs. SF |
| K. Britt | 55 | Week 9 at Min |
| J. Cook | 49 | Week 8 vs. SF |
| T. Austin | 47 | Week 4 at Ari |
| B. Cunningham | 42 | Week 1 vs. Sea |
| K. Britt | 41 | Week 7 vs. Cle |
| K. Britt | 40t | Week 2 at Was |
| L. Kendricks | 37t | Week 1 vs. Sea |
| J. Cook | 30 | Week 1 vs. Sea |
| S. Bailey | 29 | Week 1 vs. Sea |
| K. Britt | 26 | Week 3 vs. Pit |
| T. Gurley | 24 | Week 7 vs. Cle |
| K. Britt | 23 | Week 9 at Min |
| K. Britt | 21 | Week 1 vs. Sea |
| L. Kendricks | 20 | Week 9 at Min |
| T. Austin | 20 | Week 7 vs. Cle |
| C. Davis | 20 | Week 5 at GB |
| L. Kendricks | 20 | Week 5 at GB |

FIELD GOALS

| | NO. | OPPONENT |
|-------------|------------|-----------------|
| G. Zuerlein | 4 | Week 9 at Min |
| G. Zuerlein | 2 | Week 3 vs. Pit |
| G. Zuerlein | 2 | Week 1 vs. Sea |
| G. Zuerlein | 1 | Week 8 vs. SF |
| G. Zuerlein | 1 | Week 7 vs. Cle |
| G. Zuerlein | 1 | Week 2 at Was |
| G. Zuerlein | 1 | Week 5 at GB |
| G. Zuerlein | 1 | Week 4 at Ari |

LONGEST FIELD GOAL

| | YDS. | OPPONENT |
|-------------|-------------|-----------------|
| G. Zuerlein | 61 | Week 9 at Min |
| G. Zuerlein | 53 | Week 9 at Min |
| G. Zuerlein | 52 | Week 2 at Was |
| G. Zuerlein | 49 | Week 3 vs. Pit |
| G. Zuerlein | 45 | Week 9 at Min |
| G. Zuerlein | 42 | Week 5 at GB |
| G. Zuerlein | 39 | Week 7 vs. Cle |
| G. Zuerlein | 38 | Week 8 vs. SF |
| G. Zuerlein | 37 | Week 1 vs. Sea |

MOST KICKOFF RETURNS

| | NO. | OPPONENT |
|---------------|------------|-----------------|
| B. Cunningham | 5 | Week 4 at Ari |
| I. Pead | 3 | Week 1 vs. Sea |
| B. Cunningham | 2 | Week 3 vs. Pit |

LONGEST KICKOFF RETURN

| | YDS. | OPPONENT |
|---------------|-------------|-----------------|
| B. Cunningham | 39 | Week 4 at Ari |
| S. Bailey | 28 | Week 7 vs. Cle |
| B. Cunningham | 28 | Week 2 at Was |
| B. Cunningham | 26 | Week 3 vs. Pit |
| B. Cunningham | 25 | Week 5 at GB |
| I. Pead | 22 | Week 1 vs. Sea |
| B. Cunningham | 21 | Week 7 vs. Cle |

MOST PUNT RETURNS

| | NO. | OPPONENT |
|-----------|------------|-----------------|
| T. Austin | 4 | Week 9 at Min |
| T. Austin | 3 | Week 8 vs. SF |
| T. Austin | 3 | Week 3 vs. Pit |
| T. Austin | 2 | Week 7 vs. Cle |
| T. Austin | 2 | Week 1 vs. Sea |
| T. Austin | 2 | Week 5 at GB |

LONGEST PUNT RETURN

| | YDS. | OPPONENT |
|-----------|-------------|-----------------|
| T. Austin | 75t | Week 1 vs. Sea |
| T. Austin | 20 | Week 3 vs. Pit |

2015 OPPONENTS BESTS

RUSHING ATTEMPTS

| | NO. | OPPONENT |
|-------------|-----|----------------|
| A. Peterson | 29 | Week 9 at Min |
| L. Bell | 19 | Week 3 vs. Pit |
| M. Jones | 19 | Week 2 at Was |
| A. Morris | 18 | Week 2 at Was |
| M. Lynch | 18 | Week 1 vs. Sea |
| C. Johnson | 16 | Week 4 at Ari |
| E. Lacy | 13 | Week 5 at GB |

RUSHING YARDS

| | YDS. | OPPONENT |
|-------------|------|----------------|
| A. Peterson | 125 | Week 9 at Min |
| M. Jones | 123 | Week 2 at Was |
| C. Johnson | 83 | Week 4 at Ari |
| M. Lynch | 73 | Week 1 vs. Sea |
| L. Bell | 62 | Week 3 vs. Pit |
| A. Morris | 59 | Week 2 at Was |
| A. Rodgers | 39 | Week 5 at GB |
| R. Wilson | 31 | Week 1 vs. Sea |
| R. Turbin | 30 | Week 7 vs. Cle |
| E. Lacy | 27 | Week 5 at GB |

YARDS PER CARRY (MIN. 10 ATT.)

| | YDS. | OPPONENT |
|-------------|------|----------------|
| M. Jones | 6.5 | Week 2 at Was |
| C. Johnson | 5.2 | Week 4 at Ari |
| A. Peterson | 4.3 | Week 9 at Min |
| M. Lynch | 4.1 | Week 1 vs. Sea |
| A. Morris | 3.3 | Week 2 at Was |
| L. Bell | 3.3 | Week 3 vs. Pit |
| E. Lacy | 2.1 | Week 5 at GB |

LONGEST RUSH

| | YDS. | OPPONENT |
|-------------|------|----------------|
| M. Jones | 39 | Week 2 at Was |
| A. Morris | 35 | Week 2 at Was |
| M. Lynch | 24 | Week 1 vs. Sea |
| L. Bell | 23 | Week 3 vs. Pit |
| R. Turbin | 22 | Week 7 vs. Cle |
| C. Johnson | 21 | Week 4 at Ari |
| A. Rodgers | 18 | Week 5 at GB |
| A. Peterson | 15 | Week 9 at Min |
| R. Wilson | 10 | Week 1 vs. Sea |

PASS ATTEMPTS

| | NO. | OPPONENT |
|-------------------|-----|----------------|
| C. Palmer | 46 | Week 4 at Ari |
| R. Wilson | 41 | Week 1 vs. Sea |
| J. McCown | 32 | Week 7 vs. Cle |
| A. Rodgers | 30 | Week 5 at GB |
| K. Cousins | 27 | Week 2 at Was |
| B. Roethlisberger | 24 | Week 3 vs. Pit |
| A. Peterson | 21 | Week 9 at Min |

PASS COMPLETIONS

| | NO. | OPPONENT |
|-------------------|-----|----------------|
| R. Wilson | 32 | Week 1 vs. Sea |
| C. Palmer | 29 | Week 4 at Ari |
| J. McCown | 26 | Week 7 vs. Cle |
| K. Cousins | 23 | Week 2 at Was |
| B. Roethlisberger | 20 | Week 3 vs. Pit |
| A. Rodgers | 19 | Week 5 at GB |

PASSING YARDS

| | YDS. | OPPONENT |
|-------------------|------|----------------|
| C. Palmer | 352 | Week 4 at Ari |
| J. McCown | 270 | Week 7 vs. Cle |
| R. Wilson | 251 | Week 1 vs. Sea |
| A. Rodgers | 241 | Week 5 at GB |
| K. Cousins | 203 | Week 2 at Was |
| B. Roethlisberger | 192 | Week 3 vs. Pit |

RECEPTIONS

| | NO. | OPPONENT |
|---------------|-----|----------------|
| A. Brown | 11 | Week 3 vs. Pit |
| J. Kearse | 8 | Week 1 vs. Sea |
| D. Johnson | 7 | Week 7 vs. Cle |
| L. Fitzgerald | 7 | Week 4 at Ari |
| Jo. Brown | 7 | Week 4 at Ari |
| L. Bell | 7 | Week 3 vs. Pit |
| D. Baldwin | 7 | Week 1 vs. Sea |
| G. Barnidge | 6 | Week 7 vs. Cle |
| R. Rodgers | 6 | Week 5 at GB |
| J. Reed | 6 | Week 2 at Was |
| P. Garcon | 6 | Week 2 at Was |
| J. Graham | 6 | Week 1 vs. Sea |
| M. Lynch | 5 | Week 1 vs. Sea |
| M. Floyd | 5 | Week 4 at Ari |
| T. Benjamin | 4 | Week 7 vs. Cle |
| T. Gabriel | 4 | Week 7 vs. Cle |
| T. Lockett | 4 | Week 1 vs. Sea |
| D. Johnson | 4 | Week 4 at Ari |
| T. Montgomery | 4 | Week 5 at GB |

RECEIVING YARDS

| | YDS. | OPPONENT |
|---------------|------|----------------|
| A. Brown | 108 | Week 3 vs. Pit |
| G. Barnidge | 101 | Week 7 vs. Cle |
| L. Fitzgerald | 99 | Week 4 at Ari |
| J. Reed | 82 | Week 2 at Was |
| J. Jones | 77 | Week 5 at GB |
| J. Kearse | 76 | Week 1 vs. Sea |
| Jo. Brown | 75 | Week 4 at Ari |
| D. Johnson | 73 | Week 7 vs. Cle |
| L. Bell | 70 | Week 3 vs. Pit |
| D. Johnson | 63 | Week 4 at Ari |
| T. Montgomery | 59 | Week 5 at GB |
| M. Floyd | 59 | Week 4 at Ari |
| J. Graham | 51 | Week 1 vs. Sea |
| T. Benjamin | 47 | Week 7 vs. Cle |
| R. Rodgers | 45 | Week 5 at GB |
| R. Grant | 45 | Week 2 at Was |
| S. Diggs | 42 | Week 9 at Min |
| D. Baldwin | 35 | Week 1 vs. Sea |
| T. Lockett | 34 | Week 1 vs. Sea |
| M. Lynch | 31 | Week 1 vs. Sea |
| K. Rudolph | 30 | Week 9 at Min |

LONGEST RECEPTION

| | YDS. | OPPONENT |
|---------------|------|----------------|
| J. Jones | 65t | Week 5 at GB |
| R. Grant | 35 | Week 2 at Was |
| T. Montgomery | 31 | Week 5 at GB |
| S. Diggs | 30 | Week 9 at Min |
| J. Reed | 29 | Week 2 at Was |
| G. Barnidge | 28 | Week 7 vs. Cle |
| C. Johnson | 25 | Week 9 at Min |
| J. Kearse | 23 | Week 1 vs. Sea |
| D. Johnson | 21 | Week 7 vs. Cle |
| T. Benjamin | 21 | Week 7 vs. Cle |
| L. Bell | 20 | Week 3 vs. Pit |
| A. Hawkins | 19 | Week 7 vs. Cle |
| J. Starks | 19 | Week 5 at GB |
| A. Brown | 19 | Week 3 vs. Pit |
| J. Graham | 19 | Week 1 vs. Sea |
| M. Lynch | 19 | Week 1 vs. Sea |
| M. Jones | 18 | Week 2 at Was |
| R. Rodgers | 18 | Week 5 at GB |

FIELD GOALS

| | NO. | OPPONENT |
|--------------|-----|----------------|
| C. Catanzaro | 5 | Week 4 at Ari |
| S. Hauschka | 3 | Week 1 vs. Sea |
| J. Scobee | 2 | Week 3 vs. Pit |
| T. Coons | 2 | Week 7 vs. Cle |
| B. Walsh | 2 | Week 9 at Min |

LONGEST FIELD GOAL

| | YDS. | OPPONENT |
|--------------|------|----------------|
| D. Hopkins | 46 | Week 2 at Was |
| T. Coons | 44 | Week 7 vs. Cle |
| C. Catanzaro | 42 | Week 4 at Ari |
| J. Scobee | 41 | Week 3 vs. Pit |
| B. Walsh | 40 | Week 9 at Min |
| C. Catanzaro | 38 | Week 4 at Ari |
| M. Crosby | 35 | Week 5 at GB |
| S. Hauschka | 35 | Week 1 vs. Sea |
| B. Walsh | 34 | Week 9 at Min |
| C. Catanzaro | 29 | Week 4 at Ari |
| S. Hauschka | 27 | Week 1 vs. Sea |
| C. Catanzaro | 27 | Week 4 at Ari |

MOST KICKOFF RETURNS

| | NO. | OPPONENT |
|--------------|-----|----------------|
| C. Patterson | 3 | Week 9 at Min |
| T. Lockett | 2 | Week 1 vs. Sea |

LONGEST KICKOFF RETURN

| | YDS. | OPPONENT |
|--------------|------|----------------|
| C. Patterson | 42 | Week 9 at Min |
| T. Lockett | 35 | Week 1 vs. Sea |
| R. Ross | 23 | Week 2 at Was |
| J. Todman | 22 | Week 3 vs. Pit |
| J. Gilbert | 21 | Week 7 vs. Cle |

MOST PUNT RETURNS

| | NO. | OPPONENT |
|-------------|-----|----------------|
| P. Peterson | 5 | Week 4 at Ari |
| J. Crowder | 5 | Week 2 at Was |
| M. Sherels | 4 | Week 9 at Min |
| T. Benjamin | 2 | Week 7 vs. Cle |
| M. Hyde | 2 | Week 5 at GB |
| T. Lockett | 2 | Week 1 vs. Sea |

LONGEST PUNT RETURN

| | YDS. | OPPONENT |
|-------------|------|----------------|
| T. Lockett | 57t | Week 1 vs. Sea |
| M. Sherels | 26 | Week 9 at Min |
| P. Peterson | 12 | Week 4 at Ari |

THE LAST TIME...

Team Totals

SHUTOUT

RAMS: 24-0, @ Washington (12/7/14)
OPP: 27-0, @ Pittsburgh (12/24/11)

40 POINTS

RAMS: 42, vs. Chicago (11/24/13)
OPP: 45, vs. New England (10/28/12)

50 POINTS

RAMS: 52, vs. Oakland (11/30/14)
OPP: 54, @ Kansas City (10/22/00)

OVERTIME WIN

RAMS: 34-31, vs. Seattle (9/13/15)
OPP: 21-18, at Minnesota (11/8/15)

TWO-POINT ATTEMPT MADE

RAMS: *Jared Cook pass from Nick Foles, vs. San Francisco (11/1/15)*
OPP: *Teddy Bridgewater runs, at Minnesota (11/8/15)*

TWO-POINT ATTEMPT FAILED

RAMS: *Todd Gurley rush failed, at Minnesota (11/8/15)*
OPP: *Ben Roethlisberger pass failed, vs. Pittsburgh (9/27/15)*

SAFETY RECORDED

RAMS: *James Laurinaitis tackled Mike Davis in the end zone, vs. San Francisco (11/1/15)*
OPP: *John Abraham sacked Kellen Clemens in the end zone, @ Arizona (12/8/13)*

Offensive Totals

200 YARDS IN RUSHING OFFENSE

RAMS: 258, vs. Chicago (11/24/13)
OPP: 219, vs. San Francisco (9/26/13)

300 YARDS IN RUSHING OFFENSE

RAMS: 337, vs. Carolina (11/11/01)
OPP: 352, @ Philadelphia (10/5/14)

400 YARDS IN TOTAL OFFENSE

RAMS: 466, @ Philadelphia (10/5/14)
OPP: 447, @ Arizona (10/4/15)

500 YARDS IN TOTAL OFFENSE

RAMS: 524, vs. San Diego (10/10/02)
OPP: 514, vs. NY Giants (12/21/14)

600 YARDS IN TOTAL OFFENSE

RAMS: 614, vs. San Diego (10/1/00)
OPP: *Never Happened*

100 YARDS RUSHING

RAMS: 133, Todd Gurley, vs. San Francisco (11/1/15)
OPP: 125, Adrian Peterson, at Minnesota (11/8/15)

200 YARDS RUSHING

RAMS: 202, Marshall Faulk, @ Carolina (12/23/01)
OPP: 212, Adrian Peterson, vs. Minnesota (12/16/12)

300 YARDS PASSING

RAMS: 375, Austin Davis, @ Philadelphia (10/5/14)
OPP: 352, Carson Palmer, @ Arizona (10/4/15)

400 YARDS PASSING

RAMS: 442, Marc Bulger, @ NY Giants (10/2/05)
OPP: 421, Mark Brunell, vs. Jacksonville (10/20/96)

THE LAST TIME...

Offensive Totals (cont.)

100 YARDS RECEIVING

RAMS: 103, Kenny Britt, vs. Pittsburgh (9/27/15)
OPP: 101, Gary Barnidge, vs. Cleveland (10/25/15)

200 YARDS RECEIVING

RAMS: 200, Torry Holt, @ San Francisco (11/3/03)
OPP: 204, Plaxico Burress, @ NY Giants (10/2/05)

300 YARDS RECEIVING

RAMS: 336 (NFL RECORD), Willie "Flipper" Anderson, vs. New Orleans (11/26/89)
OPP: *Never Happened*

THREE TOUCHDOWNS IN A GAME

RAMS: Tre Mason (2 rushing, 1 receiving), vs. Oakland (11/30/14)
OPP: Maurice Jones-Drew (3 rushing), @ Jacksonville (10/18/09)

THREE RUSHING TOUCHDOWNS IN A GAME

RAMS: Steven Jackson, vs. Dallas (10/19/08)
OPP: Maurice Jones-Drew, @ Jacksonville (10/18/09)

THREE RECEIVING TOUCHDOWNS IN A GAME

RAMS: Torry Holt, vs. Seattle (10/15/06)
OPP: Torrey Smith, vs. Baltimore (9/25/11)

THREE PASSING TOUCHDOWNS IN A GAME

RAMS: Austin Davis, @ Philadelphia (10/5/14)
OPP: Eli Manning vs. NY Giants (12/21/14)

FOUR TOUCHDOWNS IN A GAME

RAMS: Steven Jackson (3 rushing, 1 receiving), @ Minnesota (12/31/06)
OPP: Ron Moore (4 rushing), @ Phoenix (12/4/93)

FOUR RUSHING TOUCHDOWNS IN A GAME

RAMS: Marshall Faulk, vs. Minnesota (12/10/00)
OPP: Ron Moore, @ Phoenix (12/4/93)

FOUR RECEIVING TOUCHDOWNS IN A GAME

RAMS: Isaac Bruce, vs. San Francisco (10/10/99)
OPP: Mike Ditka, vs. Chicago (10/13/63)

FOUR PASSING TOUCHDOWNS IN A GAME

RAMS: Marc Bulger, vs. San Diego (11/10/02)
OPP: Tom Brady, vs. New England (10/28/12)

FIVE PASSING TOUCHDOWNS IN A GAME

RAMS: Kurt Warner, vs. San Francisco (10/10/99)
OPP: Dan Marino, vs. Miami (12/14/86)

TWO 100-YARD RECEIVERS, SAME GAME

RAMS: 167, Isaac Bruce vs. Washington (12/24/06)
102, Steven Jackson
OPP: 148, Odell Beckham Jr. vs. NY Giants (12/21/14)
132, Rueben Randle

THREE 100-YARD RECEIVERS, SAME GAME

RAMS: 167, Isaac Bruce @ San Diego (10/1/00)
114, Marshall Faulk
104, Az-Zahir Hakim
OPP: 106, DeSean Jackson @ Philadelphia (9/7/08)
104, Greg Lewis
102, Hank Baskett

THE LAST TIME...

Offensive Totals (cont.)

100-YARD RUSHER, 100-YARD RECEIVER, SAME GAME

| | | | |
|-------|-------------------|---------------|--------------------------|
| RAMS: | Tre Mason | 117 rushing | vs. Oakland (11/30/14) |
| | Stedman Bailey | 100 receiving | |
| OPP: | Andre Williams | 110 rushing | vs. NY Giants (12/21/14) |
| | Odell Beckham Jr. | 148 receiving | |
| | Rueben Randle | 132 receiving | |

TWO 100-YARD RUSHERS, SAME GAME

| | |
|-------|---|
| RAMS: | 183, Marshall Faulk, vs. Carolina (11/11/01) |
| | 145, Trung Candidate |
| OPP: | 136, Clinton Portis, vs. Washington (12/4/05) |
| | 118, Rock Cartwright |

300-YARD PASSER, 100-YARD RECEIVER, SAME GAME

| | | | |
|-------|-------------------|---------------|--------------------------|
| RAMS: | Sam Bradford | 352 passing | @ Atlanta (9/15/13) |
| | Chris Givens | 105 receiving | |
| OPP: | Eli Manning | 390 passing | vs. NY Giants (12/21/14) |
| | Odell Beckham Jr. | 148 receiving | |
| | Rueben Randle | 132 receiving | |
| | Andre Williams | 110 rushing | |

300-YARD PASSER, 100-YARD RECEIVER, 100-YARD RUSHER, SAME GAME

| | | | |
|-------|-------------------|---------------|---------------------------|
| RAMS: | Marc Bulger | 388 passing | vs. Washington (12/24/06) |
| | Isaac Bruce | 148 receiving | |
| | Steven Jackson | 102 receiving | |
| | Steven Jackson | 150 rushing | |
| OPP: | Eli Manning | 390 passing | vs. NY Giants (12/21/14) |
| | Odell Beckham Jr. | 148 receiving | |
| | Rueben Randle | 132 receiving | |
| | Andre Williams | 110 rushing | |

300-YARD PASSER, TWO 100-YARD RECEIVERS, SAME GAME

| | | | |
|-------|-------------------|---------------|---------------------------|
| RAMS: | Marc Bulger | 388 passing | vs. Washington (12/24/06) |
| | Isaac Bruce | 148 receiving | |
| | Steven Jackson | 102 receiving | |
| OPP: | Eli Manning | 390 passing | vs. NY Giants (12/21/14) |
| | Odell Beckham Jr. | 148 receiving | |
| | Rueben Randle | 132 receiving | |

300-YARD PASSER, THREE 100-YARD RECEIVERS, SAME GAME

| | | | |
|-------|----------------|---------------|-------------------------|
| RAMS: | Kurt Warner | 390 passing | @ San Diego (10/1/00) |
| | Isaac Bruce | 167 receiving | |
| | Marshall Faulk | 116 receiving | |
| | Az-Zahir Hakim | 104 receiving | |
| OPP: | Donovan McNabb | 361 passing | @ Philadelphia (9/7/08) |
| | DeSean Jackson | 106 receiving | |
| | Greg Lewis | 104 receiving | |
| | Hank Baskett | 102 receiving | |

300-YARD PASSER, 100-YARD RUSHER, TWO 100-YARD RECEIVERS, SAME GAME

| | | | |
|-------|-------------------|---------------|---------------------------|
| RAMS: | Marc Bulger | 388 passing | vs. Washington (12/24/06) |
| | Steven Jackson | 150 rushing | |
| | Isaac Bruce | 148 receiving | |
| | Steven Jackson | 102 receiving | |
| OPP: | Eli Manning | 390 passing | vs. NY Giants (12/21/14) |
| | Odell Beckham Jr. | 148 receiving | |
| | Rueben Randle | 132 receiving | |
| | Andre Williams | 110 rushing | |

300-YARD PASSER, 100-YARD RUSHER, THREE 100-YARD RECEIVERS, SAME GAME

| | | | |
|-------|-----------------------|---------------|-----------------------|
| RAMS: | Kurt Warner | 390 passing | @ San Diego (10/1/00) |
| | Justin Watson | 102 rushing | |
| | Isaac Bruce | 167 receiving | |
| | Marshall Faulk | 116 receiving | |
| | Az-Zahir Hakim | 104 receiving | |
| OPP: | <i>Never Happened</i> | | |

THE LAST TIME...

Defensive Totals

SIX OR MORE TEAM SACKS IN A GAME

RAMS: 6, vs. Seattle (9/13/15)
OPP: 7, @ Kansas City (10/26/14)

THREE OR MORE INDIVIDUAL SACKS IN A GAME

RAMS: 3, Robert Quinn, vs. Oakland (11/30/14)
OPP: 3, Justin Houston, @ Kansas City (10/26/14)

TWO INTERCEPTIONS IN A GAME

RAMS: 2, Trumaine Johnson, vs. Oakland (11/30/14)
OPP: 2, Quinten Rollins, @ Green Bay (10/11/15)

THREE INTERCEPTIONS IN A GAME

RAMS: 3, Keith Lyle, @ Atlanta (12/15/96)
OPP: 3, Ron Bolton, @ Cleveland (11/27/77)

INTERCEPTION RETURNED FOR A TOUCHDOWN

RAMS: 43, Trumaine Johnson, vs. Oakland (11/30/14)
OPP: 45, Quinten Rollins, @ Green Bay (10/11/15)

FUMBLE RETURNED FOR A TOUCHDOWN

RAMS: 20, Rodney McLeod, vs. Cleveland (10/25/15)
OPP: 8, Cary Williams, vs. Seattle (9/13/15)

Special Teams Totals

KICKOFF RETURNED FOR A TOUCHDOWN

RAMS: 99, Chris Johnson, vs. Seattle (11/25/07)
OPP: 99, Knile Davis, @ Kansas City (10/26/14)

PUNT RETURNED FOR A TOUCHDOWN

RAMS: 75, Tavon Austin, vs. Seattle (9/13/15)
OPP: 57, Tyler Lockett, vs. Seattle (9/13/15)

PUNT BLOCKED

RAMS: T.J. McDonald (M. Koenen), @ Tampa Bay (9/14/14)
OPP: James Casey (Hekker), @ Philadelphia (10/5/14)

BLOCKED PUNT RETURNED FOR A TOUCHDOWN

RAMS: Brandon Chillar, vs. Jacksonville (10/30/05)
29-yard return of Chris Hanson punt; Blocked by Drew Wahlroos
OPP: Chris Maragos, @ Philadelphia (10/5/14)
10-yard return of Johnny Hekker punt; Blocked by James Casey

FIELD GOAL ATTEMPT BLOCKED

RAMS: Daren Bates (J. Brown), vs. NY Giants (12/21/14)
OPP: Quinton Dial (G. Zuerlein), vs. San Francisco (11/1/15)

BLOCKED FIELD GOAL ATTEMPT RETURNED FOR A TOUCHDOWN

RAMS: LeRoy Irvin, vs. San Francisco (9/14/86)
65-yard return of Ray Wersching 44-yard attempt; Blocked by Jerry Gray; Mike Wilcher recovered and lateraled to Irvin
OPP: Kevin Ross, vs. Atlanta (10/12/95)
83-yard return of Steve McLaughlin 28-yard attempt; Blocked by Roger Harper

FOUR OR MORE FIELD GOALS

RAMS: 4, Greg Zuerlein, at Minnesota (11/8/15)
OPP: 5, Chandler Catanzaro, @ Arizona (10/4/15)

PAT BLOCKED

RAMS: Jimmy Kennedy (Peterson), @ San Francisco (12/2/03)
OPP: Dana Stubblefield, @ San Francisco (11/26/95)

PAT ATTEMPT FAILED

RAMS: Greg Zuerlein, @ Washington (12/7/14)
OPP: Josh Scobee, vs. Jacksonville (10/18/09)

2015 EXPLOSIVES

PASS EXPLOSIVES (20+ Yards)

| St. Louis Rams | | | | | | Opponents | | | | | |
|----------------|---------------|-----------|-----|-------|------|-----------|---------------|-------------------|-----|-------|------|
| YDS | RECEIVER | PASSER | QTR | DATE | TEAM | YDS | RECEIVER | PASSER | QTR | DATE | TEAM |
| 68 | S. Bailey | N. Foles | 4 | 10/11 | GB | 65 | J. Jones | A. Rodgers | 3 | 10/11 | GB |
| 66 | T. Austin | N. Foles | 4 | 11/1 | SF | 35 | R. Grant | K. Cousins | 1 | 9/20 | WASH |
| 55 | K. Britt | N. Foles | 1 | 11/8 | MIN | 33 | Q. Patton | C. Kaepernick | 2 | 11/1 | SF |
| 49 | J. Cook | N. Foles | 2 | 11/1 | SF | 31 | T. Montgomery | A. Rodgers | 1 | 10/11 | GB |
| 47 | T. Austin | N. Foles | 2 | 10/4 | ARI | 30 | S. Diggs | T. Bridgewater | 3 | 11/8 | MIN |
| 42 | B. Cunningham | N. Foles | 4 | 9/13 | SEA | 29 | J. Reed | K. Cousins | 4 | 9/20 | WASH |
| 41 | K. Britt | N. Foles | 3 | 10/25 | CLE | 28 | G. Barnidge | J. McCown | 3 | 10/25 | CLE |
| 40 | K. Britt | N. Foles | 3 | 9/20 | WASH | 27 | G. Barnidge | J. McCown | 3 | 10/25 | CLE |
| 37 | L. Kendricks | N. Foles | 4 | 9/13 | SEA | 25 | C. Johnson | T. Bridgewater | 1 | 11/8 | MIN |
| 30 | J. Cook | N. Foles | 3 | 9/13 | SEA | 23 | J. Kearse | R. Wilson | 2 | 9/13 | SEA |
| 29 | S. Bailey | N. Foles | 3 | 9/13 | SEA | 23 | D. Johnson | C. Palmer | 4 | 10/4 | ARI |
| 26 | K. Britt | N. Foles | 3 | 9/27 | PITT | 22 | L. Fitzgerald | C. Palmer | 3 | 10/4 | ARI |
| 24 | T. Gurley | N. Foles | 2 | 10/25 | CLE | 22 | M. Floyd | C. Palmer | 4 | 10/4 | ARI |
| 23 | K. Britt | N. Foles | 2 | 11/8 | MIN | 21 | J. Kearse | R. Wilson | 4 | 9/13 | SEA |
| 22 | J. Cook | N. Foles | 1 | 9/13 | SEA | 21 | J. Reed | K. Cousins | 1 | 9/20 | WASH |
| 22 | S. Bailey | N. Foles | 5 | 9/13 | SEA | 21 | D. Johnson | J. McCown | 1 | 10/25 | CLE |
| 21 | K. Britt | N. Foles | 4 | 9/13 | SEA | 21 | T. Benjamin | J. McCown | 2 | 10/25 | CLE |
| 20 | J. Cook | N. Foles | 1 | 9/13 | SEA | 20 | L. Bell | B. Roethlisberger | 1 | 9/27 | PITT |
| 20 | C. Davis | J. Hekker | 3 | 10/11 | GB | 20 | L. Bell | M. Vick | 3 | 9/27 | PITT |
| 20 | T. Austin | N. Foles | 3 | 10/25 | CLE | 20 | D. Johnson | C. Palmer | 1 | 10/4 | ARI |
| 20 | L. Kendricks | N. Foles | 2 | 11/8 | MIN | 20 | JA. Brown | C. Palmer | 4 | 10/4 | ARI |

2015 EXPLOSIVES

RUN EXPLOSIVES (10+ Yards)

| St. Louis Rams | | | | | Opponents | | | | |
|----------------|---------------|------------|-------------|-------------|------------|----------------|------------|-------------|-------------|
| <u>YDS</u> | <u>RUSHER</u> | <u>QTR</u> | <u>DATE</u> | <u>TEAM</u> | <u>YDS</u> | <u>RUSHER</u> | <u>QTR</u> | <u>DATE</u> | <u>TEAM</u> |
| 71 | T. Gurley | 2 | 11/1 | SF | 39 | M. Jones | 1 | 9/20 | WASH |
| 55 | T. Gurley | 4 | 10/11 | GB | 35 | A. Morris | 1 | 9/20 | WASH |
| 52 | T. Gurley | 4 | 10/4 | ARI | 25 | M. Jones | 2 | 9/20 | WASH |
| 48 | T. Gurley | 3 | 10/25 | CLE | 24 | M. Lynch | 4 | 9/13 | SEA |
| 30 | T. Gurley | 4 | 10/4 | ARI | 23 | L. Bell | 4 | 9/27 | PITT |
| 24 | C. Givens | 4 | 9/27 | PITT | 22 | R. Turbin | 3 | 10/25 | CLE |
| 23 | T. Gurley | 3 | 10/4 | ARI | 21 | C. Johnson | 2 | 10/4 | ARI |
| 22 | T. Austin | 2 | 11/8 | MIN | 20 | T. Bridgewater | 4 | 11/8 | MIN |
| 21 | T. Austin | 2 | 11/1 | SF | 19 | C. Johnson | 3 | 10/4 | ARI |
| 21 | T. Austin | 4 | 10/25 | CLE | 19 | L. Bell | 1 | 9/27 | PITT |
| 20 | T. Austin | 4 | 11/8 | MIN | 18 | A. Rodgers | 1 | 10/11 | GB |
| 20 | T. Gurley | 4 | 10/4 | ARI | 16 | A. Morris | 4 | 9/20 | WASH |
| 16 | T. Gurley | 4 | 11/8 | MIN | 15 | A. Peterson | 2 | 11/8 | MIN |
| 16 | T. Gurley | 4 | 10/25 | CLE | 13 | A. Peterson | 4 | 11/8 | MIN |
| 16 | T. Austin | 3 | 9/20 | WASH | 12 | A. Peterson | 3 | 11/8 | MIN |
| 16 | T. Austin | 2 | 9/13 | SEA | 12 | A. Peterson | 4 | 11/8 | MIN |
| 15 | T. Gurley | 2 | 10/25 | CLE | 12 | M. Lynch | 3 | 9/13 | SEA |
| 15 | T. Austin | 4 | 10/11 | GB | 11 | M. Jones | 4 | 9/20 | WASH |
| 14 | T. Gurley | 2 | 10/25 | CLE | 10 | M. Lynch | 1 | 9/13 | SEA |
| 13 | T. Gurley | 4 | 11/8 | MIN | | | | | |
| 13 | T. Austin | 2 | 11/8 | MIN | | | | | |
| 13 | T. Austin | 3 | 11/1 | SF | | | | | |
| 13 | T. Mason | 3 | 9/20 | WASH | | | | | |
| 12 | T. Austin | 2 | 11/8 | MIN | | | | | |
| 12 | T. Gurley | 2 | 10/25 | CLE | | | | | |
| 12 | B. Cunningham | 3 | 9/27 | PITT | | | | | |
| 11 | T. Gurley | 1 | 10/11 | GB | | | | | |
| 11 | T. Gurley | 2 | 10/11 | GB | | | | | |
| 11 | T. Gurley | 4 | 10/11 | GB | | | | | |
| 11 | T. Austin | 4 | 9/20 | WASH | | | | | |
| 10 | T. Gurley | 2 | 11/1 | SF | | | | | |
| 10 | T. Austin | 2 | 9/20 | WASH | | | | | |

2015 EXPLOSIVES

KICK RETURN EXPLOSIVES (30+ Yards)

| St. Louis Rams | | | | | Opponents | | | | |
|----------------|-----------------|------------|-------------|-------------|------------|-----------------|------------|-------------|-------------|
| <u>YDS</u> | <u>RETURNER</u> | <u>QTR</u> | <u>DATE</u> | <u>TEAM</u> | <u>YDS</u> | <u>RETURNER</u> | <u>QTR</u> | <u>DATE</u> | <u>TEAM</u> |
| 39 | B. Cunningham | 2 | 10/4 | ARI | 42 | C. Patterson | 3 | 11/8 | MIN |
| | | | | | 30 | B. Ellington | 2 | 11/1 | SF |

2015 EXPLOSIVES

PUNT RETURN EXPLOSIVES (20+ Yards)

| St. Louis Rams | | | | | Opponents | | | | |
|----------------|-----------------|------------|-------------|-------------|------------|-----------------|------------|-------------|-------------|
| <u>YDS</u> | <u>RETURNER</u> | <u>QTR</u> | <u>DATE</u> | <u>TEAM</u> | <u>YDS</u> | <u>RETURNER</u> | <u>QTR</u> | <u>DATE</u> | <u>TEAM</u> |
| 75 | T. Austin | 3 | 9/13 | SEA | 57 | T. Lockett | 1 | 9/13 | SEA |
| 20 | T. Austin | 4 | 9/27 | PITT | 27 | B. Ellington | 4 | 11/1 | SF |
| | | | | | 26 | M. Sherels | 5 | 11/8 | MIN |

2015 EXPLOSIVES

INTERCEPTION RETURN EXPLOSIVES (20+ Yards)

| St. Louis Rams | | | | | Opponents | | | | |
|----------------|-----------------|------------|-------------|-------------|------------|-----------------|------------|-------------|-------------|
| <u>YDS</u> | <u>RETURNER</u> | <u>QTR</u> | <u>DATE</u> | <u>TEAM</u> | <u>YDS</u> | <u>RETURNER</u> | <u>QTR</u> | <u>DATE</u> | <u>TEAM</u> |
| 29 | T. Johnson | 2 | 10/11 | GB | 45 | Q. Rollins | 1 | 10/11 | GB |
| | | | | | 20 | W. Allen | 4 | 9/27 | PITT |

2015 EXPLOSIVES

FUMBLE RETURN EXPLOSIVES (20+ Yards)

| St. Louis Rams | | | | | Opponents | | | | |
|----------------|-----------------|------------|-------------|-------------|------------|-----------------|------------|-------------|-------------|
| <u>YDS</u> | <u>RETURNER</u> | <u>QTR</u> | <u>DATE</u> | <u>TEAM</u> | <u>YDS</u> | <u>RETURNER</u> | <u>QTR</u> | <u>DATE</u> | <u>TEAM</u> |
| 20 | R. McLeod | 1 | 10/25 | CLE | | | | | |

RAMS ALL-TIME PASSING LEADERS

| # | Player | Years | Att | Cmp | Yards | Pct | Att | TD | Pct | Int | Pct | LG | Rtg |
|-----------|--------------------|-------------------------|------------|------------|--------------|--------------|-------------|----------|--------------|----------|--------------|-----------|-------------|
| 1 | Everett, Jim | 1986-93 | 3,277 | 1,847 | 23,758 | 56.4% | 7.25 | 142 | 4.33% | 123 | 3.75% | 81t | 78.1 |
| 2 | Bulger, Marc | 2001-2009 | 3,145 | 1,981 | 22,814 | 63.0% | 7.25 | 122 | 3.88% | 93 | 2.96% | 80t | 85.3 |
| 3 | Gabriel, Roman | 1962-72 | 3,313 | 1,705 | 22,223 | 51.5% | 6.71 | 154 | 4.65% | 112 | 3.38% | 93t | 74.3 |
| 4 | Van Brocklin, Norm | 1949-57 | 1,897 | 1,011 | 16,114 | 53.3% | 8.49 | 118 | 6.22% | 127 | 6.69% | 84 | 74.7 |
| 5 | Warner, Kurt | 1998-2003 | 1,688 | 1,121 | 14,447 | 66.4% | 8.56 | 102 | 6.04% | 65 | 3.85% | 85t | 97.2 |
| 6 | Waterfield, Bob | 1945-52 | 1,618 | 814 | 11,893 | 50.3% | 7.35 | 99 | 6.12% | 128 | 7.91% | 91 | 62.1 |
| 7 | Bradford, Sam | 2010-2014 | 1,498 | 873 | 9,378 | 58.3% | 6.26 | 45 | 3.00% | 34 | 2.27% | 80t | 77.3 |
| 8 | Ferragamo, Vince | 1977-84 | 1,288 | 730 | 9,376 | 56.7% | 7.28 | 70 | 5.43% | 71 | 5.51% | 85t | 74.8 |
| 9 | Haden, Pat | 1976-81 | 1,363 | 731 | 9,296 | 53.6% | 6.82 | 52 | 3.82% | 60 | 4.40% | 68t | 69.6 |
| 10 | Wade, Bill | 1954-60 | 1,116 | 602 | 8,572 | 53.9% | 7.68 | 56 | 5.02% | 68 | 6.09% | 93 | 71.0 |
| 11 | Banks, Tony | 1996-98 | 1,263 | 685 | 8,333 | 54.2% | 6.60 | 36 | 2.85% | 42 | 3.33% | 80t | 70.4 |
| 12 | Bradford, Sam | 2010-2014 | 887 | 516 | 5,280 | 58.2% | 5.95 | 23 | 2.59% | 20 | 2.25% | 68 | 74.6 |
| 13 | Harris, James | 1973-76 | 652 | 361 | 5,220 | 55.4% | 8.01 | 33 | 5.06% | 27 | 4.14% | 80 | 81.2 |
| 14 | Miller, Chris | 1994-95 | 722 | 405 | 4,727 | 56.1% | 6.55 | 34 | 4.71% | 29 | 4.02% | 72 | 75.1 |
| 15 | Hall, Parker | 1939-42 | 721 | 329 | 4,013 | 45.6% | 5.57 | 30 | 4.16% | 67 | 9.29% | 59 | 38.5 |
| 16 | Bratkowski, Zeke | 1961-63 | 531 | 279 | 3,559 | 52.5% | 6.70 | 20 | 3.77% | 35 | 6.59% | 84t | 58.9 |
| 17 | Munson, Bill | 1964-67 | 550 | 287 | 3,556 | 52.2% | 6.47 | 21 | 3.82% | 33 | 6.00% | 95t | 60.2 |
| 18 | Martin, Jamie | 1993-96, 2001-02, 04-05 | 430 | 290 | 2,966 | 67.4% | 6.90 | 15 | 3.49% | 19 | 4.42% | 83t | 80.2 |
| 19 | Hadl, John | 1973-74 | 373 | 188 | 2,688 | 50.4% | 7.21 | 27 | 7.24% | 17 | 4.56% | 69 | 79.3 |
| 20 | Ryan, Frank | 1958-61 | 373 | 181 | 2,674 | 48.5% | 7.17 | 15 | 4.02% | 23 | 6.17% | 96t | 60.1 |
| 21 | Brock, Dieter | 1985 | 365 | 218 | 2,658 | 59.7% | 7.28 | 16 | 4.38% | 13 | 3.56% | 64t | 82.0 |
| 22 | Green, Trent | 1999-2000; 2008 | 312 | 183 | 2,588 | 58.7% | 8.29 | 16 | 5.13% | 11 | 3.53% | 64 | 87.9 |
| 23 | Kemp, Jeff | 1981-85 | 353 | 173 | 2,395 | 49.0% | 6.78 | 14 | 3.97% | 10 | 2.83% | 63t | 72.6 |
| 24 | Hardy, Jim | 1946-48 | 332 | 159 | 2,063 | 47.9% | 6.21 | 21 | 6.33% | 21 | 6.33% | 69 | 62.6 |
| 25 | Davis, Austin | 2012-2014 | 284 | 180 | 2,001 | 63.4% | 7.05 | 12 | 4.23% | 9 | 3.17% | 59t | 85.1 |
| 26 | Chandler, Chris | 1994, 2004 | 238 | 143 | 1,815 | 60.1% | 7.63 | 9 | 3.78% | 10 | 4.20% | 72t | 79.0 |
| 27 | Rypien, Mark | 1995, 97 | 256 | 148 | 1,718 | 57.8% | 6.71 | 9 | 3.52% | 10 | 3.91% | 62 | 73.7 |
| 28 | Hill, Shaun | 2014 | 229 | 145 | 1,657 | 63.3% | 7.24 | 8 | 3.49% | 7 | 3.06% | 63t | 83.9 |
| 29 | Foles, Nick | 2015 | 220 | 128 | 1,478 | 58.2% | 6.72 | 7 | 3.18% | 5 | 2.27% | 68 | 79.7 |
| 30 | Dils, Steve | 1984-87, 89 | 250 | 119 | 1,383 | 47.6% | 5.53 | 10 | 4.00% | 5 | 2.00% | 65t | 63.1 |
| 31 | Rubley, T.J. | 1993 | 189 | 108 | 1,338 | 57.1% | 7.08 | 8 | 4.23% | 5 | 2.65% | 54 | 80.1 |
| 32 | Frerotte, Gus | 2006-07 | 170 | 95 | 1,041 | 55.9% | 6.12 | 7 | 4.12% | 5 | 2.94% | 38 | 42.8 |
| 33 | Snyder, Robert | 1937-38 | 153 | 61 | 1,009 | 39.9% | 6.59 | 9 | 5.88% | 5 | 3.27% | n/a | 42.8 |
| 34 | Reisz, Albie | 1944-46 | 134 | 57 | 923 | 42.5% | 6.89 | 9 | 6.72% | 5 | 3.73% | 70 | 49.0 |
| 35 | Boller, Kyle | 2009 | 176 | 98 | 899 | 55.7% | 5.11 | 3 | 1.70% | 5 | 2.84% | 35 | 66.6 |
| 36 | Bono, Steve | 1998 | 136 | 69 | 807 | 50.7% | 5.93 | 5 | 3.68% | 5 | 3.68% | 47 | 69.1 |
| 37 | Fitzpatrick, Ryan | 2005-06 | 135 | 76 | 777 | 56.3% | 5.76 | 4 | 2.96% | 5 | 3.70% | 56t | 58.2 |
| 38 | Jaworski, Ron | 1974-76 | 124 | 54 | 719 | 43.5% | 5.80 | 1 | 0.81% | 5 | 4.03% | 42 | 38.3 |
| 39 | Pastorini, Dan | 1981 | 152 | 64 | 719 | 42.1% | 4.73 | 2 | 1.32% | 5 | 3.29% | 46 | 22.9 |
| 40 | Bartkowski, Steve | 1986 | 126 | 61 | 654 | 48.4% | 5.19 | 2 | 1.59% | 5 | 3.97% | 42 | 62.7 |

RAMS ALL-TIME SCORING LEADERS

| # | Player | Years | TD | Ru | Rec | Ret | PAT | FG | 2-pt | Saf | Pts |
|-----------|-----------------------|---------------------|----------|----------|----------|----------|------------|-----------|----------|----------|------------|
| 1 | Wilkins, Jeff | 1997-2007 | 0 | 0 | 0 | 0 | 428 | 265 | 0 | 0 | 1,223 |
| 2 | Lansford, Mike | 1982-90 | 0 | 0 | 0 | 0 | 315 | 158 | 0 | 0 | 789 |
| 3 | Waterfield, Bob | 1945-52 | 13 | 13 | 0 | 0 | 315 | 60 | 0 | 0 | 573 |
| 4 | Gossett, Bruce | 1964-69 | 0 | 0 | 0 | 0 | 211 | 120 | 0 | 0 | 571 |
| 5 | Faulk, Marshall | 1999-2005 | 85 | 58 | 27 | 0 | 0 | 0 | 7 | 0 | 524 |
| 6 | Bruce, Isaac | 1994-2007 | 84 | 0 | 84 | 0 | 0 | 0 | 3 | 0 | 510 |
| 7 | Ray, David | 1969-74 | 0 | 0 | 0 | 0 | 167 | 110 | 0 | 0 | 497 |
| 8 | Holt, Torry | 1999-2008 | 74 | 0 | 74 | 0 | 0 | 0 | 1 | 0 | 446 |
| 9 | Brown, Josh | 2008-2011 | 0 | 0 | 0 | 0 | 79 | 104 | 0 | 0 | 391 |
| 10 | Jackson, Steven | 2004-2012 | 64 | 56 | 8 | 0 | 0 | 0 | 2 | 0 | 388 |
| 11 | Corral, Frank | 1978-81 | 0 | 0 | 0 | 0 | 154 | 75 | 0 | 0 | 379 |
| 12 | Zuerlein, Greg | 2012-present | 0 | 0 | 0 | 0 | 108 | 86 | 0 | 0 | 366 |
| 13 | Dickerson, Eric | 1983-87 | 58 | 56 | 2 | 0 | 0 | 0 | 0 | 0 | 348 |
| 14 | Hirsch, Elroy | 1949-57 | 55 | 1 | 53 | 1 | 9 | 0 | 0 | 0 | 339 |
| 15 | Ellard, Henry | 1983-93 | 52 | 0 | 48 | 4 | 0 | 0 | 0 | 0 | 312 |
| 16 | Zendejas, Tony | 1991-94 | 0 | 0 | 0 | 0 | 114 | 66 | 0 | 0 | 312 |
| 17 | Benton, Jim | 1938-40, 42, 44-47 | 45 | 1 | 42 | 2 | 0 | 0 | 0 | 0 | 270 |
| 18 | Snow, Jack | 1965-75 | 45 | 0 | 45 | 0 | 0 | 0 | 0 | 0 | 270 |
| 19 | Towler, Dan | 1950-55 | 44 | 43 | 1 | 0 | 0 | 0 | 0 | 0 | 264 |
| 20 | Tyler, Wendell | 1977-82 | 43 | 33 | 10 | 0 | 0 | 0 | 0 | 0 | 258 |
| 21 | Bass, Dick | 1960-69 | 42 | 34 | 7 | 1 | 0 | 0 | 0 | 0 | 252 |
| 22 | Fears, Tom | 1948-56 | 39 | 0 | 38 | 1 | 12 | 1 | 0 | 0 | 249 |
| 23 | Villanueva, Danny | 1960-64 | 0 | 0 | 0 | 0 | 111 | 44 | 0 | 0 | 243 |
| 24 | Jackson, Harold | 1968, 73-77 | 36 | 36 | 0 | 0 | 0 | 0 | 0 | 0 | 216 |
| 25 | McCutcheon, Lawrence | 1972-79 | 35 | 23 | 12 | 0 | 0 | 0 | 0 | 0 | 210 |
| 26 | Bell, Greg | 1987-89 | 34 | 31 | 3 | 0 | 0 | 0 | 0 | 0 | 204 |
| 27 | Richter, Les | 1954-62 | 0 | 0 | 0 | 0 | 106 | 29 | 0 | 0 | 193 |
| 28 | Hoerner, Dick | 1947-51 | 32 | 28 | 4 | 0 | 0 | 0 | 0 | 0 | 192 |
| 29 | Younger, Paul (Tank) | 1949-57 | 32 | 31 | 1 | 0 | 0 | 0 | 0 | 0 | 192 |
| 30 | Dempsey, Tom | 1975-76 | 0 | 0 | 0 | 0 | 67 | 38 | 0 | 0 | 181 |
| 31 | Arnett, Jon | 1957-63 | 30 | 19 | 8 | 3 | 0 | 0 | 0 | 0 | 180 |
| 32 | Gary, Cleveland | 1989-93 | 29 | 24 | 5 | 0 | 0 | 0 | 0 | 0 | 174 |
| 33 | Boyd, Bob | 1950-58 | 28 | 0 | 28 | 0 | 0 | 0 | 0 | 0 | 168 |
| 34 | Gabriel, Roman | 1962-72 | 28 | 28 | 0 | 0 | 0 | 0 | 0 | 0 | 168 |
| 35 | Josephson, Les | 1964-74 | 28 | 17 | 11 | 0 | 0 | 0 | 0 | 0 | 168 |

RAMS ALL-TIME RUSHING LEADERS

| # | Player | Years | Rush | Yards | Avg | LG | TD |
|-----------|----------------------|---------------------|------------|------------|------------|------------|----------|
| 1 | Jackson, Steven | 2004-2012 | 2,395 | 10,135 | 4.2 | 59t | 56 |
| 2 | Dickerson, Eric | 1983-87 | 1,525 | 7,245 | 4.8 | 85t | 56 |
| 3 | Faulk, Marshall | 1999-2005 | 1,447 | 6,959 | 4.8 | 71t | 58 |
| 4 | McCutcheon, Lawrence | 1972-79 | 1,435 | 6,186 | 4.3 | 48 | 23 |
| 5 | Bass, Dick | 1960-69 | 1,218 | 5,417 | 4.4 | 73t | 34 |
| 6 | Towler, Dan | 1950-55 | 672 | 3,493 | 5.2 | 79t | 44 |
| 7 | Josephson, Les | 1964-67, 69-74 | 797 | 3,407 | 4.3 | 75 | 17 |
| 8 | Younger, Paul | 1949-57 | 682 | 3,296 | 4.8 | 75t | 17 |
| 9 | Tyler, Wendell | 1977-82 | 720 | 3,266 | 4.5 | 69t | 33 |
| 10 | Bryant, Cullen | 1973-81, 87 | 802 | 3,119 | 3.9 | 26 | 20 |
| 11 | Bettis, Jerome | 1993-95 | 796 | 3,091 | 3.9 | 71t | 13 |
| 12 | Ellison, Willie | 1967-72 | 656 | 2,901 | 4.4 | 80t | 20 |
| 13 | Arnett, Jon | 1957-63 | 688 | 2,892 | 4.2 | 80t | 19 |
| 14 | Gary, Cleveland | 1989-93 | 667 | 2,634 | 3.9 | 63 | 24 |
| 15 | Bertelsen, Jim | 1972-76 | 614 | 2,466 | 4.0 | 49 | 16 |
| 16 | Bell, Greg | 1988-89 | 568 | 2,375 | 4.2 | 47 | 31 |
| 17 | Cappelletti, John | 1974-78 | 632 | 2,246 | 3.6 | 38 | 15 |
| 18 | White, Charles | 1985-88 | 504 | 2,133 | 4.2 | 58 | 14 |
| 19 | Wilson, Tom | 1956-61 | 389 | 2,130 | 5.5 | 60 | 8 |
| 20 | Hoerner, Dick | 1947-51 | 450 | 2,010 | 4.5 | 64 | 28 |
| 21 | Smith, Larry | 1969-73 | 473 | 1,908 | 4.0 | 68 | 11 |
| 22 | Marconi, Joe | 1956-61 | 398 | 1,769 | 4.4 | 75t | 21 |
| 23 | Drake, John | 1937-41 | 525 | 1,700 | 3.2 | n/a | 24 |
| 24 | Gehrke, Fred | 1940, 45-49 | 318 | 1,591 | 5.0 | 72t | 14 |
| 25 | Waller, Ron | 1955-58 | 285 | 1,564 | 5.5 | 76 | 8 |
| 26 | Quinlan, Volney | 1952-56 | 256 | 1,510 | 5.9 | 74 | 10 |
| 27 | Redden, Barry | 1982-86 | 325 | 1,490 | 4.6 | 41t | 6 |
| 28 | Delpino, Robert | 1988-92 | 371 | 1,370 | 3.7 | 36 | 10 |
| 29 | Guman, Mike | 1980-88 | 333 | 1,286 | 3.9 | 18 | 11 |
| 30 | Stacy, Zac | 2013-2014 | 326 | 1,266 | 3.9 | 40t | 8 |
| 31 | Phillips, Lawrence | 1996-97 | 376 | 1,265 | 3.4 | 38 | 4 |
| 32 | Matson, Ollie | 1959-62 | 249 | 1,214 | 4.9 | 69t | 9 |
| 33 | Gabriel, Roman | 1962-72 | 315 | 1,146 | 3.6 | 23 | 28 |
| 34 | Wilson, Ben | 1963-65 | 328 | 1,136 | 3.5 | 39 | 7 |
| 35 | Hall, Parker | 1939-42 | 312 | 1,052 | 3.4 | n/a | 6 |
| 36 | Peacock, Elvis | 1979-80 | 216 | 1,001 | 4.6 | 36 | 7 |
| 37 | Mason, Tommy | 1967-70 | 248 | 866 | 3.5 | 19 | 4 |
| 38 | Mason, Tre | 2014-present | 217 | 863 | 4.0 | 89t | 4 |
| 39 | Washington, Ken | 1946-48 | 140 | 859 | 6.1 | 92 | 8 |
| 40 | Magnani, Dante | 1940-42, 47-78 | 176 | 813 | 4.6 | 71 | 1 |

RAMS ALL-TIME RECEIVING LEADERS

| Receptions | | | | | | | | | | Receiving Yards | | | | | | | | | |
|------------|----------------------|--------------------|-----|--------|------|-----|----|----|----------------------|--------------------|-----|--------|------|-----|----|--|--|--|--|
| # | Player | Years | Rec | Yards | Avg | LG | TD | # | Player | Years | Rec | Yards | Avg | LG | TD | | | | |
| 1 | Bruce, Isaac | 1994-2007 | 942 | 14,109 | 15.0 | 80t | 84 | 1 | Bruce, Isaac | 1994-2007 | 942 | 14,109 | 15.0 | 80t | 83 | | | | |
| 2 | Holt, Torry | 1999-2008 | 869 | 12,660 | 14.6 | 85t | 74 | 2 | Holt, Torry | 1999-2008 | 869 | 12,660 | 14.6 | 85t | 74 | | | | |
| 3 | Ellard, Henry | 1983-93 | 593 | 9,761 | 16.5 | 81t | 48 | 3 | Ellard, Henry | 1983-93 | 593 | 9,761 | 16.5 | 81t | 48 | | | | |
| 4 | Faulk, Marshall | 1999-2005 | 470 | 4,071 | 8.7 | 72t | 27 | 4 | Hirsch, Elroy | 1949-57 | 343 | 6,299 | 18.4 | 91t | 53 | | | | |
| 5 | Jackson, Steven | 2004-2012 | 407 | 3,324 | 8.2 | 64t | 8 | 5 | Snow, Jack | 1965-75 | 340 | 6,012 | 17.7 | 84t | 45 | | | | |
| 6 | Fears, Tom | 1948-56 | 400 | 5,397 | 13.5 | 80t | 38 | 6 | Fears, Tom | 1948-56 | 400 | 5,397 | 13.5 | 80t | 38 | | | | |
| 7 | Hirsch, Elroy | 1949-57 | 343 | 6,299 | 18.4 | 91t | 53 | 7 | Anderson, Willie | 1988-94 | 259 | 5,246 | 20.3 | 78t | 26 | | | | |
| 8 | Snow, Jack | 1965-75 | 340 | 6,012 | 17.7 | 84t | 45 | 8 | Phillips, Jim | 1958-65 | 333 | 4,953 | 14.9 | 93t | 27 | | | | |
| 9 | Phillips, Jim | 1958-65 | 333 | 4,953 | 14.9 | 93t | 27 | 9 | Benton, Jim | 1938-40, 42, 44-47 | 275 | 4,566 | 16.6 | 84t | 42 | | | | |
| 10 | Benton, Jim | 1938-40, 42, 44-47 | 275 | 4,566 | 16.6 | 84t | 42 | 10 | Faulk, Marshall | 1999-2005 | 470 | 4,071 | 8.7 | 72t | 27 | | | | |
| 11 | Anderson, Willie | 1988-94 | 259 | 5,246 | 20.3 | 78t | 26 | 11 | Jackson, Harold | 1968, 73-77 | 200 | 3,591 | 18.0 | 69t | 36 | | | | |
| 12 | Proehl, Ricky | 1998-2002 | 207 | 2,590 | 12.5 | 47t | 16 | 12 | Jackson, Steven | 2004-2012 | 407 | 3,324 | 8.2 | 64t | 8 | | | | |
| 13 | Bass, Dick | 1960-69 | 204 | 1,841 | 9.0 | 53 | 7 | 13 | Dennard, Preston | 1978-83 | 189 | 3,066 | 16.2 | 64 | 21 | | | | |
| 14 | Jackson, Harold | 1968, 73-77 | 200 | 3,591 | 18.0 | 69t | 36 | 14 | Dale, Carroll | 1960-64 | 149 | 2,663 | 17.9 | 80t | 17 | | | | |
| 15 | Amendola, Danny | 2009-2012 | 196 | 1,726 | 8.8 | 56 | 7 | 15 | Proehl, Ricky | 1998-2002 | 207 | 2,590 | 12.5 | 47 | 16 | | | | |
| 16 | Josephson, Les | 1964-67, 69-74 | 194 | 1,970 | 10.2 | 58 | 11 | 16 | Jessie, Ron | 1975-79 | 144 | 2,386 | 16.6 | 58 | 15 | | | | |
| 17 | Dennard, Preston | 1978-83 | 189 | 3,066 | 16.2 | 64 | 21 | 17 | Truax, Billy | 1964-70 | 180 | 2,177 | 12.1 | 59t | 18 | | | | |
| 18 | McCutcheon, Lawrence | 1972-79 | 184 | 1,683 | 9.1 | 50 | 12 | 18 | Shofner, Del | 1957-60 | 110 | 2,155 | 19.6 | 92t | 16 | | | | |
| 19 | Truax, Billy | 1964-70 | 180 | 2,177 | 12.1 | 59t | 18 | 19 | Gibson, Brandon | 2009-2012 | 174 | 2,090 | 12.0 | 41 | 9 | | | | |
| 20 | Boyd, Bob | 1950-57 | 176 | 3,611 | 20.5 | 80t | 28 | 20 | Hakim, Az-Zahir | 1998-2001 | 148 | 2,032 | 13.7 | 80t | 16 | | | | |
| 21 | Gibson, Brandon | 2009-2012 | 174 | 2,090 | 12.0 | 41 | 9 | 21 | Josephson, Les | 1964-67, 69-74 | 194 | 1,970 | 10.2 | 58 | 11 | | | | |
| 22 | Miller, Willie | 1978-82 | 163 | 1,729 | 10.6 | 85t | 15 | 22 | Waddy, Billy | 1977-81 | 120 | 1,963 | 16.4 | 68t | 10 | | | | |
| 23 | Holohan, Pete | 1988-90 | 159 | 1,625 | 10.2 | 31 | 7 | 23 | Arnett, Jon | 1957-63 | 175 | 1,911 | 10.9 | 75t | 8 | | | | |
| 24 | Delpino, Robert | 1988-92 | 152 | 1,574 | 10.4 | 78 | 9 | 24 | Bass, Dick | 1960-69 | 204 | 1,841 | 9.0 | 53 | 7 | | | | |
| 25 | Clarke, Leon | 1956-59 | 151 | 1,680 | 11.1 | 70t | 12 | 25 | Brown, Ron | 1984-89, 91 | 98 | 1,791 | 18.3 | 65t | 13 | | | | |
| 26 | Guman, Mike | 1980-88 | 150 | 1,433 | 9.6 | 60 | 4 | 26 | McDonald, Tommy | 1965-66 | 122 | 1,750 | 14.3 | 62 | 11 | | | | |
| 27 | Dale, Carroll | 1960-64 | 149 | 2,663 | 17.9 | 80t | 17 | 27 | Miller, Willie | 1978-82 | 163 | 1,729 | 10.6 | 85t | 15 | | | | |
| 28 | Hakim, Az-Zahir | 1998-2001 | 148 | 2,032 | 13.7 | 80t | 16 | 28 | Amendola, Danny | 2009-2012 | 196 | 1,726 | 8.8 | 56 | 7 | | | | |
| 29 | Conwell, Ernie | 1996-2002 | 146 | 1,574 | 10.8 | 52 | 10 | 29 | Curtis, Kevin | 2003-06 | 136 | 1,714 | 12.6 | 83t | 11 | | | | |
| 30 | Jessie, Ron | 1975-79 | 144 | 2,386 | 16.6 | 58 | 15 | 30 | McCutcheon, Lawrence | 1972-79 | 184 | 1,683 | 9.1 | 50 | 12 | | | | |
| 31 | Bryant, Cullen | 1973-82, 87 | 142 | 1,148 | 8.1 | 39 | 3 | 31 | Clarke, Leon | 1956-59 | 151 | 1,680 | 11.1 | 70t | 12 | | | | |
| 32 | Curtis, Kevin | 2003-06 | 136 | 1,714 | 12.6 | 83t | 11 | 32 | Cox, Aaron | 1988-92 | 98 | 1,673 | 17.1 | 69t | 8 | | | | |
| 33 | Lee, Amp | 1997-99 | 135 | 1,514 | 11.2 | 62 | 6 | 33 | Holohan, Pete | 1988-90 | 159 | 1,625 | 10.2 | 31 | 7 | | | | |
| 34 | Gary, Cleveland | 1989-93 | 133 | 855 | 6.4 | 60t | 6 | 34 | Klein, Bob | 1969-77 | 128 | 1,606 | 12.5 | 44 | 15 | | | | |
| 35 | Johnson, Damone | 1986-92 | 132 | 1,015 | 7.7 | 27 | 18 | 35 | Delpino, Robert | 1988-92 | 152 | 1,574 | 10.4 | 78 | 9 | | | | |
| 36 | Klein, Bob | 1969-76 | 128 | 1,606 | 12.5 | 44 | 15 | 36 | Conwell, Ernie | 1996-2002 | 146 | 1,574 | 10.8 | 52 | 10 | | | | |
| 37 | McGee, Buford | 1987-91 | 127 | 1,008 | 7.9 | 25 | 11 | 37 | Kennison, Eddie | 1996-98, 08 | 96 | 1,562 | 16.3 | 77t | 10 | | | | |
| 38 | Smith, Larry | 1969-73 | 126 | 1,039 | 8.2 | 38 | 4 | 38 | Cook, Jared | 2013-Present | 123 | 1,560 | 12.7 | 59 | 8 | | | | |
| 39 | Cook, Jared | 2013-Present | 123 | 1,560 | 12.7 | 59 | 8 | 39 | McKeever, Marlin | 1961-66, 71-72 | 119 | 1,553 | 13.1 | 47t | 6 | | | | |
| 40 | Dickerson, Eric | 1983-87 | 123 | 912 | 7.4 | 37t | 2 | 40 | Lee, Amp | 1997-99 | 135 | 1,514 | 11.2 | 62 | 6 | | | | |
| 41 | McDonald, Tommy | 1965-66 | 122 | 1,750 | 14.3 | 62 | 11 | 41 | Casey, Bernie | 1967-68 | 82 | 1,436 | 17.5 | 57t | 13 | | | | |
| 42 | Tyler, Wendell | 1977-82 | 120 | 1,147 | 9.6 | 71t | 10 | 42 | Guman, Mike | 1980-88 | 150 | 1,433 | 9.6 | 60 | 4 | | | | |
| 43 | Waddy, Billy | 1977-81 | 120 | 1,963 | 16.4 | 68t | 10 | 43 | Hill, Drew | 1979-84 | 60 | 1,347 | 22.5 | 74t | 10 | | | | |
| 44 | McKeever, Marlin | 1961-66, 71-72 | 119 | 1,553 | 13.1 | 47t | 6 | 44 | Rentzel, Lance | 1971-72, 74 | 83 | 1,295 | 15.6 | 41 | 7 | | | | |
| 45 | Hill, David | 1983-87 | 113 | 1,158 | 10.2 | 37 | 5 | 45 | Hickey, Howard | 1941, 45-48 | 75 | 1,288 | 17.2 | 69 | 16 | | | | |
| 46 | Looker, Dane | 2002-08 | 112 | 1,224 | 10.9 | 41 | 5 | 46 | Avery, Donnie | 2008-2010 | 100 | 1,263 | 12.6 | 69t | 8 | | | | |
| 47 | Shofner, Del | 1957-60 | 110 | 2,155 | 19.6 | 92t | 16 | 47 | Looker, Dane | 2002-08 | 112 | 1,224 | 10.9 | 41 | 5 | | | | |
| 48 | Drayton, Troy | 1993-96 | 108 | 1,215 | 11.5 | 52t | 4 | 48 | McDonald, Shaun | 2003-06 | 106 | 1,215 | 11.5 | 52t | 4 | | | | |
| 49 | McDonald, Shaun | 2003-06 | 106 | 947 | 9.0 | 37 | 3 | 49 | Hill, David | 1983-87 | 113 | 1,158 | 10.2 | 37 | 5 | | | | |
| 50 | Cappelletti, John | 1974-78 | 105 | 1,263 | 12.6 | 69t | 8 | 50 | Bryant, Cullen | 1973-82, 87 | 142 | 1,148 | 8.1 | 39 | 3 | | | | |

RAMS ALL-TIME YARDS FROM SCRIMMAGE LEADERS

| # | Player | Years | Touch | Yards | Avg | Att | Yards | Avg | Rec | Yards | Avg |
|----|----------------------|--------------------|-------|--------|------|-------|--------|------|-----|--------|------|
| 1 | Bruce, Isaac | 1994-2007 | 965 | 14,259 | 14.8 | 23 | 150 | 6.5 | 942 | 14,109 | 15.0 |
| 2 | Jackson, Steven | 2004-2012 | 2,802 | 13,459 | 4.8 | 2,395 | 10,135 | 4.2 | 407 | 3,324 | 8.2 |
| 3 | Holt, Torry | 1999-2008 | 880 | 12,717 | 14.5 | 11 | 57 | 5.2 | 869 | 12,660 | 14.6 |
| 4 | Faulk, Marshall | 1999-2005 | 1,917 | 11,030 | 5.8 | 1,447 | 6,959 | 4.8 | 470 | 4,071 | 8.7 |
| 5 | Ellard, Henry | 1983-93 | 611 | 9,816 | 16.1 | 18 | 55 | 3.1 | 593 | 9,761 | 16.5 |
| 6 | Dickerson, Eric | 1983-87 | 1,648 | 8,157 | 4.9 | 1,525 | 7,245 | 4.8 | 123 | 912 | 7.4 |
| 7 | McCutcheon, Lawrence | 1972-79 | 1,619 | 7,869 | 4.9 | 1,435 | 6,186 | 4.3 | 184 | 1,683 | 9.1 |
| 8 | Bass, Dick | 1960-69 | 1,422 | 7,258 | 5.1 | 1,218 | 5,417 | 4.4 | 204 | 1,841 | 9.0 |
| 9 | Hirsch, Elroy | 1949-57 | 417 | 6,616 | 15.9 | 74 | 317 | 4.3 | 343 | 6,299 | 18.4 |
| 10 | Snow, Jack | 1965-75 | 342 | 6,015 | 17.6 | 2 | 3 | 1.5 | 340 | 6,012 | 17.7 |
| 11 | Fears, Tom | 1948-56 | 405 | 5,412 | 13.4 | 5 | 15 | 3.0 | 400 | 5,397 | 13.5 |
| 12 | Josephson, Les | 1964-67, 69-74 | 991 | 5,377 | 5.4 | 797 | 3,407 | 4.3 | 194 | 1,970 | 10.2 |
| 13 | Anderson, Willie | 1988-94 | 262 | 5,269 | 20.1 | 3 | 23 | 7.7 | 259 | 5,246 | 20.3 |
| 14 | Phillips, Jim | 1958-65 | 333 | 4,953 | 14.9 | 0 | 0 | 0.0 | 333 | 4,953 | 14.9 |
| 15 | Arnett, Jon | 1957-63 | 863 | 4,803 | 5.6 | 688 | 2,892 | 4.2 | 175 | 1,911 | 10.9 |
| 16 | Benton, Jim | 1938-40, 42, 44-47 | 283 | 4,585 | 16.2 | 8 | 19 | 2.4 | 275 | 4,566 | 16.6 |
| 17 | Tyler, Wendell | 1977-82 | 840 | 4,413 | 5.3 | 720 | 3,266 | 4.5 | 120 | 1,147 | 9.6 |
| 18 | Younger, Paul | 1949-57 | 766 | 4,275 | 5.6 | 682 | 3,296 | 4.8 | 84 | 979 | 11.7 |
| 19 | Bryant, Cullen | 1973-81, 87 | 944 | 4,267 | 4.5 | 802 | 3,119 | 3.9 | 142 | 1,148 | 8.1 |
| 20 | Towler, Dan | 1950-55 | 734 | 4,158 | 5.7 | 672 | 3,493 | 5.2 | 62 | 665 | 10.7 |
| 21 | Bettis, Jerome | 1993-95 | 871 | 3,734 | 4.3 | 796 | 3,091 | 3.9 | 75 | 643 | 8.6 |
| 22 | Ellison, Willie | 1967-72 | 746 | 3,661 | 4.9 | 656 | 2,901 | 4.4 | 90 | 760 | 8.4 |
| 23 | Jackson, Harold | 1968, 73-77 | 205 | 3,608 | 17.6 | 5 | 17 | 3.4 | 200 | 3,591 | 18.0 |
| 24 | Boyd, Bob | 1950-57 | 178 | 3,602 | 20.2 | 2 | -9 | -4.5 | 176 | 3,611 | 20.5 |
| 25 | Gary, Cleveland | 1989-93 | 800 | 3,489 | 4.4 | 667 | 2,634 | 3.9 | 133 | 855 | 6.4 |
| 26 | Bertelsen, Jim | 1972-76 | 702 | 3,480 | 5.0 | 614 | 2,466 | 4.0 | 88 | 1,014 | 11.5 |
| 27 | Cappelletti, John | 1974-78 | 737 | 3,193 | 4.3 | 632 | 2,246 | 3.6 | 105 | 947 | 9.0 |
| 28 | Dennard, Preston | 1978-83 | 201 | 3,147 | 15.7 | 12 | 81 | 6.8 | 189 | 3,066 | 16.2 |
| 29 | Hoerner, Dick | 1947-51 | 520 | 3,018 | 5.8 | 450 | 2,010 | 4.5 | 70 | 1,008 | 14.4 |
| 30 | Smith, Larry | 1969-73 | 599 | 2,947 | 4.9 | 473 | 1,908 | 4.0 | 126 | 1,039 | 8.2 |
| 31 | Delpino, Robert | 1988-92 | 523 | 2,944 | 5.6 | 371 | 1,370 | 3.7 | 152 | 1,574 | 10.4 |
| 32 | Guman, Mike | 1980-88 | 483 | 2,719 | 5.6 | 333 | 1,286 | 3.9 | 150 | 1,433 | 9.6 |
| 33 | Dale, Carroll | 1960-64 | 150 | 2,675 | 17.8 | 1 | 12 | 12.0 | 149 | 2,663 | 17.9 |
| 34 | Bell, Greg | 1988-89 | 616 | 2,643 | 4.3 | 568 | 2,375 | 4.2 | 48 | 268 | 5.6 |
| 35 | Quinian, Volney | 1952-56 | 327 | 2,628 | 8.0 | 256 | 1,510 | 5.9 | 71 | 1,118 | 15.7 |
| 36 | Proehl, Ricky | 1998-2002 | 209 | 2,609 | 12.5 | 2 | 19 | 9.5 | 207 | 2,590 | 12.5 |
| 37 | Wilson, Tom | 1956-61 | 435 | 2,589 | 6.0 | 389 | 2,130 | 5.5 | 46 | 459 | 10.0 |
| 38 | Jessie, Ron | 1975-79 | 150 | 2,438 | 16.3 | 6 | 52 | 8.7 | 144 | 2,386 | 16.6 |
| 39 | White, Charles | 1985-88 | 535 | 2,309 | 4.3 | 504 | 2,133 | 4.2 | 31 | 176 | 5.7 |
| 40 | Drake, John | 1937-41 | 566 | 2,230 | 3.9 | 525 | 1,700 | 3.2 | 41 | 530 | 12.9 |
| 40 | Marconi, Joe | 1956-61 | 459 | 2,230 | 4.9 | 398 | 1,769 | 4.4 | 61 | 461 | 7.6 |
| 42 | Truax, Billy | 1964-70 | 180 | 2,177 | 12.1 | 0 | 0 | 0.0 | 180 | 2,177 | 12.1 |
| 43 | Hakim, Az-Zahir | 1998-2001 | 170 | 2,175 | 12.8 | 22 | 143 | 6.5 | 148 | 2,032 | 13.7 |
| 44 | Shofner, Del | 1957-60 | 112 | 2,146 | 19.2 | 2 | -9 | -4.5 | 110 | 2,155 | 19.6 |
| 45 | Gehrke, Fred | 1940, 45-49 | 369 | 2,094 | 5.7 | 318 | 1,591 | 5.0 | 51 | 503 | 9.9 |
| 46 | Matson, Ollie | 1959-62 | 314 | 2,028 | 6.5 | 249 | 1,214 | 4.9 | 65 | 814 | 12.5 |
| 47 | Waddy, Billy | 1977-81 | 128 | 2,027 | 15.8 | 8 | 64 | 8.0 | 120 | 1,963 | 16.4 |
| 48 | Waller, Ron | 1955-58 | 326 | 1,983 | 6.1 | 285 | 1,564 | 5.5 | 41 | 419 | 10.2 |
| 49 | Redden, Barry | 1982-86 | 381 | 1,954 | 5.1 | 325 | 1,490 | 4.6 | 56 | 464 | 8.3 |
| 50 | Brown, Ron | 1984-89, 91 | 119 | 1,918 | 16.1 | 21 | 127 | 6.0 | 98 | 1,791 | 18.3 |
| 51 | Amendola, Danny | 2009-2012 | 208 | 1,813 | 8.7 | 12 | 87 | 7.3 | 196 | 1,726 | 8.8 |
| 52 | Lee, Amp | 1997-99 | 203 | 1,796 | 8.8 | 75 | 282 | 3.8 | 128 | 1,514 | 11.8 |

RAMS ALL-TIME ALL-PURPOSE YARDS LEADERS (1941-Present)

| # | Player | Years | Total | | | Rushing | | | Receiving | | | Punt Returns | | | Kickoff Returns | | |
|----|----------------------|--------------------|-------|--------|------|---------|--------|------|-----------|--------|------|--------------|-------|------|-----------------|-------|------|
| | | | Touch | Yards | Avg | Att | Yards | Avg | Rec | Yards | Avg | PR | Yards | Avg | KR | Yards | Avg |
| 1 | Bruce, Isaac | 1994-2007 | 966 | 14,311 | 14.8 | 23 | 150 | 6.5 | 942 | 14,109 | 15.0 | 1 | 52 | 52.0 | 0 | 0 | 0.0 |
| 2 | Jackson, Steven | 2004-2012 | 2,806 | 13,538 | 4.8 | 2,395 | 10,135 | 4.2 | 407 | 3,324 | 8.2 | 0 | 0 | 0.0 | 4 | 79 | 19.8 |
| 3 | Holt, Torry | 1999-2008 | 883 | 12,732 | 14.4 | 11 | 57 | 5.2 | 869 | 12,660 | 14.6 | 3 | 15 | 5.0 | 0 | 0 | 0.0 |
| 4 | Ellard, Henry | 1983-93 | 765 | 11,707 | 15.3 | 18 | 55 | 3.1 | 593 | 9,761 | 16.5 | 135 | 1,527 | 11.3 | 19 | 364 | 19.2 |
| 5 | Faulk, Marshall | 1999-2005 | 1,919 | 11,048 | 5.8 | 1,447 | 6,959 | 4.8 | 470 | 4,071 | 8.7 | 0 | 0 | 0.0 | 2 | 18 | 9.0 |
| 6 | Bass, Dick | 1960-69 | 1,500 | 8,936 | 6.0 | 1,218 | 5,417 | 4.4 | 204 | 1,841 | 9.0 | 24 | 263 | 11.0 | 54 | 1,415 | 26.2 |
| 7 | Dickerson, Eric | 1983-87 | 1,648 | 8,157 | 4.9 | 1,525 | 7,245 | 4.8 | 123 | 912 | 7.4 | 0 | 0 | 0.0 | 0 | 0 | 0.0 |
| 8 | Arnett, Jon | 1957-63 | 1,042 | 8,076 | 7.8 | 688 | 2,892 | 4.2 | 175 | 1,911 | 10.9 | 75 | 683 | 9.1 | 104 | 2,590 | 24.9 |
| 9 | McCutcheon, Lawrence | 1972-79 | 1,620 | 7,875 | 4.9 | 1,435 | 6,186 | 4.3 | 184 | 1,683 | 9.1 | 0 | 0 | 0.0 | 1 | 6 | 6.0 |
| 10 | Bryant, Cullen | 1973-81, 87 | 1,080 | 6,734 | 6.2 | 802 | 3,119 | 3.9 | 142 | 1,148 | 8.1 | 71 | 707 | 10.0 | 65 | 1,760 | 27.1 |
| 11 | Hirsch, Elroy | 1949-57 | 417 | 6,606 | 15.8 | 74 | 317 | 4.3 | 343 | 6,289 | 18.3 | 0 | 0 | 0.0 | 0 | 0 | 0.0 |
| 12 | Snow, Jack | 1965-75 | 342 | 6,015 | 17.6 | 2 | 3 | 1.5 | 340 | 6,012 | 17.7 | 0 | 0 | 0.0 | 0 | 0 | 0.0 |
| 13 | Brown, Ron | 1984-89, 91 | 288 | 5,836 | 20.3 | 21 | 127 | 6.0 | 98 | 1,791 | 18.3 | 0 | 0 | 0.0 | 169 | 3,918 | 23.2 |
| 14 | Amendola, Danny | 2009-2012 | 415 | 5,523 | 13.3 | 12 | 87 | 7.3 | 196 | 1,726 | 8.8 | 89 | 934 | 10.5 | 118 | 2,776 | 23.5 |
| 15 | Fears, Tom | 1948-56 | 405 | 5,412 | 13.4 | 5 | 15 | 3.0 | 400 | 5,397 | 13.5 | 0 | 0 | 0.0 | 0 | 0 | 0.0 |
| 16 | Anderson, Willie | 1988-94 | 263 | 5,278 | 20.1 | 3 | 23 | 7.7 | 259 | 5,246 | 20.3 | 0 | 0 | 0.0 | 1 | 9 | 9.0 |
| 17 | Josephson, Les | 1964-67, 69-74 | 997 | 5,068 | 5.1 | 797 | 3,407 | 4.3 | 194 | 1,570 | 8.1 | 0 | 0 | 0.0 | 6 | 91 | 15.2 |
| 18 | Tyler, Wendell | 1977-82 | 867 | 4,983 | 5.7 | 720 | 3,266 | 4.5 | 120 | 1,147 | 9.6 | 0 | 0 | 0.0 | 27 | 570 | 21.1 |
| 19 | Phillips, Jim | 1958-65 | 333 | 4,953 | 14.9 | 0 | 0 | 0.0 | 333 | 4,953 | 14.9 | 0 | 0 | 0.0 | 0 | 0 | 0.0 |
| 20 | Hill, Drew | 1979-84 | 236 | 4,825 | 20.4 | 2 | 18 | 9.0 | 60 | 1,347 | 22.5 | 3 | 22 | 7.3 | 171 | 3,438 | 20.1 |
| 21 | Ellison, Willie | 1967-72 | 788 | 4,672 | 5.9 | 656 | 2,901 | 4.4 | 90 | 760 | 8.4 | 0 | 0 | 0.0 | 42 | 1,011 | 24.1 |
| 22 | Benton, Jim | 1938-40, 42, 44-47 | 288 | 4,605 | 16.0 | 8 | 19 | 2.4 | 275 | 4,566 | 16.6 | 0 | 0 | 0.0 | 5 | 20 | 4.0 |
| 23 | Bertelsen, Jim | 1972-76 | 782 | 4,421 | 5.7 | 614 | 2,466 | 4.0 | 88 | 1,014 | 11.5 | 74 | 821 | 11.1 | 6 | 120 | 20.0 |
| 24 | Younger, Paul | 1949-57 | 767 | 4,299 | 5.6 | 682 | 3,296 | 4.8 | 84 | 979 | 11.7 | 0 | 0 | 0.0 | 1 | 24 | 24.0 |
| 25 | Towler, Dan | 1950-55 | 742 | 4,224 | 5.7 | 672 | 3,493 | 5.2 | 62 | 665 | 10.7 | 1 | 0 | 0.0 | 7 | 66 | 9.4 |
| 26 | Delpino, Robert | 1988-92 | 584 | 4,137 | 7.1 | 371 | 1,370 | 3.7 | 152 | 1,574 | 10.4 | 0 | 0 | 0.0 | 61 | 1,193 | 19.6 |
| 27 | Wilson, Tom | 1956-61 | 489 | 3,999 | 8.2 | 389 | 2,130 | 5.5 | 46 | 459 | 10.0 | 3 | 28 | 9.3 | 51 | 1,382 | 27.1 |
| 28 | Smith, Verda | 1949-53 | 399 | 3,956 | 9.9 | 208 | 664 | 3.2 | 59 | 1,025 | 17.4 | 75 | 814 | 10.9 | 57 | 1,453 | 25.5 |
| 29 | Lewis, Woodley | 1950-55 | 282 | 3,798 | 13.5 | 47 | 188 | 4.0 | 21 | 218 | 10.4 | 106 | 817 | 7.7 | 108 | 2,575 | 23.8 |
| 30 | Bettis, Jerome | 1993-95 | 871 | 3,734 | 4.3 | 796 | 3,091 | 3.9 | 75 | 643 | 8.6 | 0 | 0 | 0.0 | 0 | 0 | 0.0 |
| 31 | Boyd, Bob | 1950-57 | 190 | 3,732 | 19.6 | 2 | -9 | -4.5 | 176 | 3,611 | 20.5 | 5 | 26 | 5.2 | 7 | 104 | 14.9 |
| 32 | Horne, Tony | 1998-2000 | 156 | 3,638 | 23.3 | 2 | 6 | 3.0 | 4 | 32 | 8.0 | 7 | 23 | 3.3 | 143 | 3,577 | 25.0 |
| 33 | Jackson, Harold | 1968, 73-77 | 205 | 3,608 | 17.6 | 5 | 17 | 3.4 | 200 | 3,591 | 18.0 | 0 | 0 | 0.0 | 0 | 0 | 0.0 |
| 34 | Gary, Cleveland | 1989-93 | 801 | 3,493 | 4.4 | 667 | 2,634 | 3.9 | 133 | 855 | 6.4 | 0 | 0 | 0.0 | 1 | 4 | 4.0 |
| 35 | Hakim, Az-Zahir | 1998-2001 | 285 | 3,492 | 12.3 | 22 | 143 | 6.5 | 148 | 2,032 | 13.7 | 112 | 1,280 | 11.4 | 3 | 37 | 12.3 |
| 36 | Quinlan, Volney | 1952-56 | 358 | 3,410 | 9.5 | 246 | 1,489 | 6.1 | 68 | 1,084 | 15.9 | 20 | 277 | 13.9 | 24 | 560 | 23.3 |
| 37 | Redden, Barry | 1982-86 | 445 | 3,344 | 7.5 | 325 | 1,490 | 4.6 | 56 | 464 | 8.3 | 0 | 0 | 0.0 | 64 | 1,390 | 21.7 |
| 38 | Waller, Ron | 1955-58 | 431 | 3,294 | 7.6 | 285 | 1,564 | 5.5 | 41 | 419 | 10.2 | 57 | 165 | 2.9 | 48 | 1,146 | 23.9 |
| 39 | Cappelletti, John | 1974-78 | 742 | 3,249 | 4.4 | 632 | 2,246 | 3.6 | 105 | 947 | 9.0 | 0 | 0 | 0.0 | 5 | 56 | 11.2 |
| 40 | Dennard, Preston | 1978-83 | 201 | 3,147 | 15.7 | 12 | 81 | 6.8 | 189 | 3,066 | 16.2 | 0 | 0 | 0.0 | 0 | 0 | 0.0 |

RAMS ALL-TIME INTERCEPTION LEADERS (1940-Present)

| # | Player | Years | Int | Yards | Avg | LG | TD |
|-----------|--------------------------|---------------------|-----------|------------|-------------|------------|----------|
| 1 | Meador, Ed | 1959-70 | 46 | 547 | 11.9 | 38t | 5 |
| 2 | Cromwell, Nolan | 1977-87 | 37 | 671 | 18.1 | 94 | 4 |
| 3 | Irvin, LeRoy | 1980-89 | 34 | 654 | 19.2 | 81t | 5 |
| 4 | Lyght, Todd | 1991-2000 | 31 | 359 | 11.6 | 57t | 4 |
| 5 | Sherman, Will | 1954-60 | 28 | 515 | 18.4 | 95t | 3 |
| | Williams, Clarence | 1965-72 | 28 | 428 | 15.3 | 65t | 2 |
| | Perry, Rod | 1975-82 | 28 | 386 | 13.8 | 83t | 4 |
| | Lyle, Keith | 1994-2000 | 28 | 336 | 12.0 | 68 | 0 |
| 9 | Elmendorf, Dave | 1971-79 | 27 | 421 | 15.6 | 57t | 2 |
| 10 | Thomas, Pat | 1976-82 | 26 | 292 | 11.2 | 64 | 1 |
| 11 | Lewis, Woodley | 1950-55 | 23 | 416 | 18.1 | 45t | 1 |
| 12 | Simpson, Bill | 1974-78 | 22 | 391 | 17.8 | 42 | 0 |
| | Gray, Jerry | 1985-91 | 22 | 350 | 15.9 | 59t | 3 |
| | Atogwe, Oshiomogho | 2005-2010 | 22 | 340 | 15.5 | 52t | 1 |
| 15 | Burroughs, Don | 1955-59 | 21 | 213 | 10.1 | 46 | 0 |
| | Johnson, Johnnie | 1980-89 | 21 | 419 | 20.0 | 99t | 4 |
| 17 | Waterfield, Bob | 1945-52 | 20 | 265 | 13.3 | 40 | 0 |
| | McCleon, Dexter | 1997-2002 | 20 | 140 | 7.0 | 43 | 0 |
| 19 | Robertson, Isaiah | 1971-78 | 18 | 266 | 14.8 | 76 | 2 |
| 20 | Lane, Dick | 1952-53 | 17 | 307 | 18.1 | 80 | 2 |
| | Pardee, Jack | 1957-70 | 17 | 247 | 14.5 | 46t | 4 |
| | Jackson, Monte | 1975-77 | 17 | 259 | 15.2 | 46 | 3 |
| 23 | Richter, Les | 1954-62 | 16 | 206 | 12.9 | 25 | 0 |
| | Nettles, Jim | 1969-72 | 16 | 356 | 22.3 | 44 | 1 |
| 25 | Williams, Jerry | 1949-52 | 15 | 175 | 11.7 | 25 | 2 |
| 26 | Rich, Herb | 1951-53 | 14 | 307 | 21.9 | 97 | 2 |
| | Britt, Charley | 1960-63 | 14 | 241 | 17.2 | 73 | 1 |
| | Youngblood, Jim | 1973-84 | 14 | 262 | 18.7 | 36 | 4 |
| | Bly, Dre' | 1999-2002 | 14 | 247 | 17.6 | 93t | 3 |
| 30 | Matheson, Riley | 1939-42, 44-47 | 12 | 91 | 7.6 | 45 | 0 |
| | Crow, Lindon | 1961-64 | 12 | 240 | 20.0 | 65t | 1 |
| | Stukes, Charlie | 1973-74 | 12 | 194 | 16.2 | 42 | 0 |
| | Henley, Darryl | 1989-94 | 12 | 119 | 9.9 | 25 | 0 |
| | Newsome, Vince | 1983-90 | 12 | 227 | 18.9 | 81 | 1 |
| 35 | Johnson, Trumaine | 2012-present | 11 | 127 | 11.5 | 43 | 1 |
| | Harmon, Tom | 1946-47 | 11 | 233 | 21.2 | 85 | 2 |
| | Paul, Don | 1948-55 | 11 | 173 | 15.7 | 32 | 0 |
| | Hecker, Norb | 1951-53 | 11 | 215 | 19.5 | 50 | 0 |
| | Baughan, Maxie | 1966-70 | 11 | 104 | 9.5 | 31 | 0 |
| 40 | Newman, Anthony | 1988-94 | 11 | 164 | 14.9 | 58 | 1 |
| | Gehrke, Fred | 1940, 45-49 | 10 | 108 | 10.8 | 41 | 0 |
| | Sims, George | 1949-50 | 10 | 83 | 8.3 | 27 | 1 |
| | Dwyer, Jack | 1952-55 | 10 | 169 | 16.9 | 76t | 2 |
| | McNeil, Ryan | 1997-98 | 10 | 164 | 16.4 | 75t | 2 |
| 45 | Jenkins, Janoris | 2012-present | 9 | 279 | 31.0 | 99t | 2 |
| | Cason, Jim | 1955-56 | 9 | 104 | 11.6 | 29 | 1 |
| | Lamson, Chuck | 1965-67 | 9 | 77 | 8.56 | 44t | 1 |
| | Howard, Gene | 1971-72 | 9 | 125 | 13.9 | 55 | 1 |
| | Green, Gary | 1984-85 | 9 | 172 | 19.1 | 60 | 1 |
| | Butler, Jerametrious | 2001-06 | 9 | 87 | 9.7 | 45 | 0 |
| 51 | Williams, Aeneas | 2001-2004 | 9 | 154 | 17.1 | 46t | 3 |
| | Bartell, Ron | 2005-2011 | 8 | 102 | 12.8 | 38t | 1 |



GAME SUMMARIES





WEATHER: Indoors - **ATTENDANCE:** 51,792 - **TIME:** 12:00 p.m.

The St. Louis Rams began the 2015 season with a 34-31 overtime victory over the division rival Seattle Seahawks. The Rams' defense stalled out Seattle's opening drive after eight minutes and they were forced to punt to the Rams, who went three-and-out in their first drive of the season. Seattle's WR Tyler Lockett returned the punt 57 yards for a touchdown to put the Seahawks on top, 7-0. St. Louis answered on its next possession and tied it up on the first play of the second quarter on a 16-yard run from WR Tavon Austin. CB Trumaine Johnson came up with a diving interception on the next drive, setting up a 33-yard K Greg Zuerlein field goal that gave St. Louis a 10-7 lead. Seattle tied things back up before the half with a 25 yard field goal as time expired. Following a Rams turnover on the first drive of the half, Seattle struck again with another Steven Hauschka field goal, this time from 27 yards out. The Rams bounced back after the turnover, driving 80 yards on six plays, capped off by a 1-yard QB Nick Foles touchdown run. After forcing a three-and-out, Austin returned the punt 75 yards down the left sideline for a touchdown, making Austin the fifth player in the past 20 years to score a touchdown on a punt return and a rush in the same game. Seattle cut the deficit to one possession with just over 12 minutes remaining in the fourth quarter on a QB Russell Wilson pass to TE Jimmy Graham for a touchdown, followed by a RB Marshawn Lynch two-point conversion. The Seahawks tied the game up on Hauschka's third field goal of the afternoon with 4:50 left. On the very first play of the next drive, Foles was stripped in the pocket from behind and recovered by CB Cary Williams, who took it back to the house to give Seattle its first lead since 9:10 remaining in the third. Trailing by seven points with 4:39 to play, the Rams drove 84 yards and tie the game on a 37-yard touchdown pass to TE Lance Kendricks to force overtime. After winning the coin toss and electing to receive, the Seahawks attempted an on side kick to start overtime. WR Bradley Marquez recovered the kick at the Seattle 49-yard line, giving St. Louis good field possession that set up the eventual 37-yard game-winning field goal from the leg of Zuerlein. Seattle received an overtime possession, but the Rams' defense stopped Lynch on a fourth-and-1 rush from the St. Louis 42-yard line to end the game.

STARTING LINEUPS

SEATTLE SEAHAWKS

| | |
|------------------|--------------------|
| WR 89 D. Baldwin | LDE 72 M. Bennett |
| LT 76 R. Okung | LDT 77 A. Rubin |
| LG 68 J. Britt | RDT 92 B. Mebane |
| C 62 D. Nowak | RDE 56 C. Avril |
| RG 64 J. Sweezy | OLB 51 B. Irvin |
| RT 79 G. Gilliam | MLB 54 B. Wagner |
| TE 88 J. Graham | OLB 50 K. Wright |
| WR 15 J. Kearse | LCB 25 R. Sherman |
| QB 3 R. Wilson | RCB 26 C. Williams |
| FB 40 D. Coleman | SS 37 D. Bailey |
| RB 24 M. Lynch | FS 29 E. Thomas |

ST. LOUIS RAMS

| | |
|---------------------|-----------------------|
| WR 18 Kenny Britt | LDE 91 C. Long |
| TE 89 J. Cook | LDT 99 A. Donald |
| LT 73 G. Robinson | RDT 90 M. Brockers |
| LG 68 J. Brown | RDE 94 R. Quinn |
| C 61 T. Barnes | LLB 52 A. Ogletree |
| RG 76 R. Saffold | MLB 55 J. Laurinaitis |
| RT 79 R. Havenstein | RLB 56 A. Ayers |
| TE 88 L. Kendricks | LCB 22 T. Johnson |
| WR 11 T. Austin | RCB 21 J. Jenkins |
| QB 5 N. Foles | FS 23 R. McLeod |
| RB 36 B. Cunningham | SS 25 T. McDonald |

ST. LOUIS SUBSTITUTIONS: K 4 G.Zuerlein, P 6 J.Hekker, WR 12 S.Bailey, WR 15 B.Marquez, WR 19 C.Givens, DB 20 L.Joyner, RB 24 I.Pead, S 26 M.Barron, S 31 M.Alexander, RB 34 C.Reynolds, S 38 C.Davis, LS 44 J.McQuaide, TE 46 C.Harkey, CB 47 M. Roberson, LB 50 C.Lynch, LB 54 B.Hager, OL 65 D.Rhane, OL 69 C.Wichmann, T 71 G.Reynolds, DL 93 E.Westbrooks, DE 95 W.Hayes, DE 97 E.Sims, DT 98 N.Fairley

SCORING SUMMARY

| VISITOR | Seattle Seahawks | 1 | 2 | 3 | 4 | OT | TOTAL | FIELD GOALS |
|---------|------------------|---|----|----|---|----|-------|---|
| HOME | St. Louis Rams | 0 | 10 | 14 | 7 | 3 | 34 | S. Hauschka (25)(27)(35) G. Zuerlein (33) (37) |

| TEAM | Qtr | Clock Time | Play (Extra Point) (Drive Info) | Visitor | | Home | |
|----------|-----|---------------|--|---------|------|-------|------|
| | | | | Score | Time | Score | Time |
| Seahawks | 1 | 4:31 | T.Lockett 57 rd. punt return (S.Hauschka kick) | 7 | 0 | 7 | 0 |
| Rams | 2 | 14:55 | T.Austin 16 yd. run (G.Zuerlein kick) (9-80, 4:36) | 7 | 7 | 7 | 7 |
| Rams | 2 | 7:31 | G.Zuerlein 33 yd. Field Goal (6-11, 3:39) | 7 | 10 | 7 | 10 |
| Seahawks | 2 | 0:00 | S.Hauschka 25 yd. Field Goal (10-58, 1:49) | 10 | 10 | 10 | 10 |
| Seahawks | 3 | 9:40 | S.Hauschka 27 yd. Field Goal (7-30, 3:38) | 13 | 10 | 13 | 10 |
| Rams | 3 | 6:10 | N.Foles 1 yd run (G.Zuerlein kick) (6-80, 3:30) | 13 | 17 | 13 | 17 |
| Rams | 3 | 4:30 | T.Austin 75 yd. punt return (G.Zuerlein kick) | 13 | 24 | 13 | 24 |
| Seahawks | 4 | 12:04 | J.Graham 7 yd pass from R.Wilson (M.Lynch run) (12-63, 4:08) | 21 | 24 | 21 | 24 |
| Seahawks | 4 | 4:46 | S.Hauschka 35 yd. Field Goal (10-58, 4:10) | 24 | 24 | 24 | 24 |
| Seahawks | 4 | 4:39 | C.Williams 8 yd. fumble return (S.Hauschka kick) | 31 | 24 | 31 | 24 |
| Rams | 4 | 0:53 | L.Kendricks 37 yd. pass from N.Foles (G.Zuerlein kick) (12-84, 3:46) | 31 | 31 | 31 | 31 |
| Rams | 5 | 12:06 | G.Zuerlein 37 yd. Field Goal (6-30, 2:54) | 31 | 34 | 31 | 34 |

FINAL TEAM STATISTICS

| | SEAHAWKS | RAMS | | SEAHAWKS | RAMS |
|-------------------------------------|----------|----------|------------------------------------|----------|----------|
| TOTAL FIRST DOWNS | 21 | 19 | FGs - PATs Had Blocked | 0-0 | 0-0 |
| By Rushing | 10 | 5 | Net Punting Average | 23.5 | 26.3 |
| By Passing | 10 | 13 | TOTAL RETURN YARDAGE | 63 | 96 |
| By Penalty | 1 | 1 | No. and Yards Punt Returns | 2-63 | 2-81 |
| THIRD DOWN EFFICIENCY | 8-19-42% | 6-11-55% | No. and Yards Kickoff Returns | 2-56 | 3-63 |
| FOURTH DOWN EFFICIENCY | 1-2-50% | 0-0-0% | No. and Yards Interception Returns | 0-0 | 1-15 |
| TOTAL NET YARDS | 343 | 352 | PENALTIES Number and Yards | 7-46 | 4-30 |
| Total Offensive Plays | 79 | 55 | FUMBLES Number and Lost | 0-0 | 3-3 |
| Average gain per offensive play | 4.3 | 6.4 | TOUCHDOWNS | 3 | 4 |
| NET YARDS RUSHING | 124 | 76 | Rushing | 0 | 2 |
| Total Rushing Plays | 32 | 26 | Passing | 1 | 1 |
| Average gain per rushing play | 3.9 | 2.9 | Interceptions | 0 | 0 |
| Tackles for a loss-number and yards | 4-5 | 5-8 | EXTRA POINTS Made-Attempts | 3-3 | 4-4 |
| NET YARDS PASSING | 219 | 276 | Kicking Made-Attempts | 2-2 | 4-4 |
| Times thrown | 6-32 | 2-21 | FIELD GOALS Made-Attempts | 3-3 | 2-2 |
| Gross yards passing | 251 | 297 | RED ZONE EFFICIENCY | 1-4-25% | 2-4-50% |
| PASS ATTEMPTS-COMP-HAD INT | 41-32-1 | 27-18-0 | GOAL TO GO EFFICIENCY | 1-1-100% | 1-1-100% |
| Avg gain per pass play | 4.7 | 9.5 | SAFETIES | 0 | 0 |
| KICKOFFS Number-In End Zone-TBs | 7-6-3 | 7-7-5 | FINAL SCORE | 31 | 34 |
| PUNTS Number and Average | 4-48.8 | 3-47.3 | TIME OF POSSESSION | 37:28 | 28:32 |
| Had Blocked | 0 | 0 | | | |

FINAL INDIVIDUAL STATISTICS

SEATTLE SEAHAWKS

| RUSHING | ATT | YDS | AVG | LG | TD |
|-----------|-----|-----|-----|----|----|
| M.Lynch | 18 | 73 | 4.1 | 24 | 0 |
| R.Wilson | 8 | 31 | 3.9 | 10 | 0 |
| F.Jackson | 3 | 13 | 4.3 | 7 | 0 |
| T.Rawls | 2 | 5 | 2.5 | 4 | 0 |
| D.Coleman | 1 | 2 | 2.0 | 2 | 0 |

Total **32** **124** **3.9** **24** **0**

| PASSING | ATT | CMP | YDS | SK/YD | TD | LG | IN |
|----------|-----|-----|-----|-------|----|----|----|
| R.Wilson | 41 | 32 | 251 | 6/32 | 1 | 23 | 1 |

Total **41** **32** **251** **6/32** **1** **23** **1**

| RECEIVING | NO | YDS | AVG | LG | TD |
|------------|----|-----|------|----|----|
| J.Kearse | 8 | 76 | 9.5 | 23 | 0 |
| D.Baldwin | 7 | 35 | 5.0 | 8 | 0 |
| J.Graham | 6 | 51 | 8.5 | 19 | 1 |
| M.Lynch | 5 | 31 | 6.2 | 19 | 0 |
| T.Lockett | 4 | 34 | 8.5 | 12 | 0 |
| F.Jackson | 1 | 16 | 16.0 | 16 | 0 |
| C.Matthews | 1 | 8 | 8.0 | 8 | 0 |

Total **32** **251** **7.8** **23** **1**

| INTERCEPTIONS | NO | YDS | AVG | LG | TD |
|---------------|----|-----|-----|----|----|
| | | | | | |

| PUNTING | NO | YDS | AVG | NET | TB/I20 | LG |
|--------------|----------|------------|-------------|----------|----------|-----------|
| J.Ryan | 4 | 195 | 48.8 | 23.5 | 1/2 | 61 |
| Total | 4 | 195 | 23.5 | 1 | 2 | 61 |

| PUNT RETURNS | NO | YDS | AVG | FC | LG | TD |
|--------------|----------|-----------|-------------|----------|-----------|----------|
| T.Lockett | 2 | 63 | 31.5 | 0 | 57 | 1 |
| Total | 2 | 63 | 31.5 | 0 | 57 | 1 |

| KICKOFF RETURNS | NO | YDS | AVG | FC | LG | TD |
|-----------------|----------|-----------|-------------|----------|-----------|----------|
| T.Lockett | 2 | 56 | 28.0 | 0 | 35 | 1 |
| Total | 2 | 56 | 28.0 | 0 | 35 | 1 |

ST. LOUIS RAMS

| RUSHING | ATT | YDS | AVG | LG | TD |
|--------------|-----|-----|-----|----|----|
| B.Cunningham | 16 | 45 | 2.8 | 9 | 0 |
| T.Austin | 4 | 17 | 4.3 | 16 | 1 |
| N.Foles | 4 | 11 | 2.8 | 9 | 1 |
| I.Pead | 2 | 3 | 1.5 | 4 | 0 |

Total **26** **76** **2.9** **16** **2**

| PASSING | ATT | CMP | YDS | SK/YD | TD | LG | IN |
|---------|-----|-----|-----|-------|----|----|----|
| N.Foles | 27 | 18 | 297 | 2/21 | 1 | 42 | 0 |

Total **27** **18** **297** **2/21** **1** **42** **0**

| RECEIVING | NO | YDS | AVG | LG | TD |
|--------------|----|-----|------|----|----|
| J.Cook | 5 | 85 | 17.0 | 30 | 0 |
| B.Cunningham | 4 | 77 | 19.3 | 42 | 0 |
| S.Bailey | 3 | 58 | 19.3 | 29 | 0 |
| L.Kendricks | 2 | 42 | 21.0 | 37 | 1 |
| K.Britt | 2 | 37 | 18.5 | 21 | 0 |
| T.Austin | 2 | -2 | 01.0 | 7 | 0 |

Total **18** **297** **16.5** **42** **1**

| INTERCEPTIONS | NO | YDS | AVG | LG | TD |
|---------------|----|-----|------|----|----|
| T.Johnson | 1 | 15 | 15.0 | 15 | 0 |

| PUNTING | NO | YDS | AVG | NET | TB/I20 | LG |
|--------------|----------|------------|-------------|-------------|------------|-----------|
| J.Hekker | 3 | 142 | 47.3 | 26.3 | 0/0 | 55 |
| Total | 3 | 142 | 47.3 | 26.3 | 0/0 | 55 |

| PUNT RETURNS | NO | YDS | AVG | FC | LG | TD |
|--------------|----------|-----------|-------------|----------|-----------|----------|
| T.Austin | 2 | 81 | 40.5 | 1 | 75 | 1 |
| Total | 2 | 81 | 40.5 | 1 | 75 | 1 |

| KICKOFF RETURNS | NO | YDS | AVG | FC | LG | TD |
|-----------------|----------|-----------|-------------|----------|-----------|----------|
| I.Pead | 3 | 63 | 21.0 | 0 | 22 | 0 |
| Total | 3 | 63 | 21.0 | 0 | 22 | 0 |

DEFENSIVE STATISTICS (Based on coaches' film review)

| PLAYER | T | S | A | S-YDS | I-YDS | PD | FF | FR | PLAYER | T | S | A | S-YDS | I-YDS | PD | FF | FR |
|---------------|----|---|---|-------|-------|----|----|----|--------------|------------|-----------|-----------|-------------|-------------|----------|----------|----------|
| M.Brockers | 13 | 6 | 7 | 0-0 | 0-0 | 0 | 0 | 0 | M.Barron | 5 | 3 | 2 | 0-0 | 0-0 | 0 | 0 | 0 |
| A.Donald | 11 | 6 | 5 | 2-10 | 0-0 | 0 | 0 | 0 | C.Long | 5 | 3 | 2 | 0-0 | 0-0 | 0 | 0 | 0 |
| A.Ogletree | 11 | 8 | 3 | 0-0 | 0-0 | 0 | 0 | 0 | T.Johnson | 4 | 3 | 1 | 0-0 | 1-15 | 0 | 0 | 0 |
| T.J.McDonald | 10 | 6 | 4 | 0-0 | 0-0 | 1 | 0 | 0 | N.Fairley | 3 | 0 | 3 | 0-0 | 0-0 | 0 | 0 | 0 |
| R.McLeod | 9 | 6 | 3 | 0-0 | 0-0 | 0 | 0 | 0 | R.Quinn | 3 | 2 | 1 | 2-5 | 0-0 | 0 | 0 | 0 |
| W.Hayes | 7 | 5 | 2 | 0-0 | 0-0 | 0 | 0 | 0 | E.Westbrooks | 3 | 1 | 2 | 0-0 | 0-0 | 0 | 0 | 0 |
| J.Laurinaitis | 7 | 6 | 1 | 0-0 | 0-0 | 0 | 0 | 0 | E.Sims | 3 | 1 | 2 | 1-7 | 0-0 | 0 | 0 | 0 |
| J.Jenkins | 6 | 4 | 2 | 0-0 | 0-0 | 1 | 0 | 0 | A.Ayers | 2 | 2 | 0 | 0-0 | 0-0 | 0 | 0 | 0 |
| L.Joyner | 6 | 5 | 1 | 1-10 | 0-0 | 0 | 0 | 0 | | | | | | | | | |
| M.Roberson | 5 | 5 | 0 | 0-0 | 0-0 | 1 | 0 | 0 | TOTAL | 113 | 72 | 41 | 6-32 | 1-15 | 3 | 0 | 0 |



WEATHER: Cloudy, 72° - **ATTENDANCE:** 72,460 - **TIME:** 12:03 p.m.

In their first road game of the season, the Rams fell behind early and trailed 10-0 at the end of the first quarter. Washington scored its first points of the day on a quick, three play 72-yard touchdown drive that took just 1:18 and was capped off with a RB Matt Jones 39-yard run. The Redskins tacked on three more points on their next possession with a 46-yard field goal to make it 10-0 with under a minute to play in the opening quarter. After the Rams defense forced a three-and-out on the Redskins to start the second quarter, Washington bounced back with a scoring drive that lasted 7:44 and extended their lead to 17-0 before the half. QB Kirk Cousins hooked up with WR Pierre Garcon for four yards on the scoring play. St. Louis came racing out of the gates in the second half, scoring on each of its first two possessions to cut it to a one possession game. Starting near midfield in their opening drive of the second half, the Rams used the good field position to generate a Greg Zuerlein 52 yard field goal. On the next drive, DE Robert Quinn forced Jones to fumble, giving St. Louis excellent field position for the second consecutive drive. The Rams capitalized on the opportunity two plays later, hitting WR Kenny Britt with a 40-yard strike over the middle to make it 17-10 with 7:01 remaining in the third quarter. The teams each exchanged a pair of punts before Washington scored an insurance touchdown to go back up two scores with 2:38 remaining in the game. Jones put the finishing touches on a 12 play, 12:22 drive with his second touchdown of the afternoon to bring the score to its final, 24-10. The Redskins' defense stepped up after allowing back-to-back scoring drives in the third quarter, holding the Rams to just 33 yards for the remainder of the game and not allowing a snap on their side of the field. Washington held an 11:07-3:53 advantage in time of possession in the fourth quarter to keep the St. Louis offense and a chance at a comeback on the sidelines.

STARTING LINEUPS

ST. LOUIS RAMS

| | | | | | |
|----|----|--------------|-----|----|---------------|
| WR | 18 | K.Britt | LDE | 91 | C.Long |
| TE | 89 | J.Cook | LDT | 99 | A.Donald |
| LT | 73 | G.Robinson | RDT | 90 | M.Brockers |
| LG | 68 | J.Brown | RDE | 94 | R.Quinn |
| C | 61 | T.Barnes | LLB | 52 | A.Ogletree |
| RG | 76 | R.Saffold | MLB | 55 | J.Laurinaitis |
| RT | 79 | R.Havenstein | RLB | 56 | A.Ayers |
| TE | 88 | L.Kendricks | LCB | 47 | M.Roberson |
| WR | 11 | T.Austin | RCB | 21 | J.Jenkins |
| QB | 5 | N.Foles | FS | 23 | R.McLeod |
| RB | 36 | B.Cunningham | SS | 25 | T.McDonald |

WASHINGTON REDSKINS

| | | | | | |
|----|----|------------------|------|----|------------|
| TE | 89 | D.Carrier | LDE | 90 | S.Paea |
| LT | 71 | T.Williams | NT | 98 | T.Knighton |
| LG | 77 | S.Lauvao | RDE | 97 | J.Hatcher |
| C | 78 | K.Lichtensteiger | SLB | 93 | T.Murphy |
| RG | 75 | B.Scherff | MIKE | 52 | K.Robinson |
| RT | 76 | M.Moses | MO | 56 | P.Riley |
| TE | 86 | J.Reed | WLB | 91 | R.Kerrigan |
| WR | 88 | P.Garcon | CB | 23 | D.Hall |
| QB | 8 | K.Cousin | CB | 26 | B.Breeland |
| TE | 85 | A.McCoy | SS | 34 | T.Robinson |
| RB | 46 | A.Morris | FS | 38 | D.Goldson |

ST. LOUIS SUBSTITUTIONS: K 4 G.Zuerlein, P 6 J.Hekker, WR 12 S.Bailey, WR 15 B.Marquez, WR 19 C.Givens, DB 20 L.Joyner, CB 22 T.Johnson, RB 24 I.Pead, S 26 M.Barron, S 31 M.Alexander, RB 34 B.Cunningham, S 38 C.Davis, LS 44 J.McQuaide, TE 46 C.Harkey, LB 50 C.Lynch, LB 53 D.Bates, LB 54 B.Hager, OL 65 D.Rhane, T 71 G.Reynolds, DL 93 E.Westbrooks, DE 95 W.Hayes, DT 98 N.Fairley

SCORING SUMMARY

| | | 1 | 2 | 3 | 4 | OT | TOTAL | FIELD GOALS |
|----------------|---------------------|----|---|----|---|----|-------|-----------------|
| VISITOR | St. Louis Rams | 0 | 0 | 10 | 0 | 0 | 10 | G.Zuerlein (52) |
| HOME | Washington Redskins | 10 | 7 | 0 | 7 | 0 | 24 | D.Hopkins (46) |

| TEAM | Qtr | Clock | | Play (Extra Point) (Drive Info) | Visitor | Home |
|----------|-----|-------|------|---|---------|------|
| | | Time | Time | | | |
| Redskins | 1 | 7:05 | | M.Jones 39 yd. run (D.Hopkins kick) (3-72, 1:18) | 0 | 7 |
| Redskins | 1 | 0:53 | | D.Hopkins 46 yd. Field Goal (8-38, 4:27) | 0 | 10 |
| Redskins | 2 | 3:02 | | P.Garcon 4 yd. pass from K.Cousins (D.Hopkins kick) (12-82, 7:44) | 0 | 17 |
| Rams | 3 | 9:33 | | G.Zuerlein 52 yd. Field Goal (6-34, 3:15) | 3 | 17 |
| Rams | 3 | 7:01 | | K.Britt 40 yd. pass from N.Foles (G.Zuerlein kick) (2-49, 0:54) | 10 | 17 |
| Redskins | 4 | 2:38 | | M.Jones 3 yd. run (D.Hopkins kick) (12-77, 6:49) | 10 | 24 |

FINAL TEAM STATISTICS

| | RAMS | WASH | | RAMS | WASH |
|-------------------------------------|----------|----------|------------------------------------|--------|----------|
| TOTAL FIRST DOWNS | 11 | 19 | FGs - PATs Had Blocked | 0 | 0 |
| By Rushing | 4 | 8 | Net Punting Average | 46.1 | 37.3 |
| By Passing | 6 | 10 | TOTAL RETURN YARDAGE | 0 | 12 |
| By Penalty | 1 | 1 | No. and Yards Punt Returns | 0-0 | 5-12 |
| THIRD DOWN EFFICIENCY | 2-12-17% | 8-16-50% | No. and Yards Kickoff Returns | 1-28 | 1-23 |
| FOURTH DOWN EFFICIENCY | 0-1-0% | 0-0-0% | No. and Yards Interception Returns | 0-0 | 0-0 |
| TOTAL NET YARDS | 213 | 373 | PENALTIES Number and Yards | 9-80 | 7-53 |
| Total Offensive Plays | 46 | 66 | FUMBLES Number and Lost | 2-0 | 1-1 |
| Average gain per offensive play | 4.6 | 5.7 | TOUCHDOWNS | 1 | 3 |
| NET YARDS RUSHING | 67 | 182 | Rushing | 0 | 2 |
| Total Rushing Plays | 13 | 37 | Passing | 1 | 1 |
| Average gain per rushing play | 5.2 | 4.9 | EXTRA POINTS Made-Attempts | 1-1 | 3-3 |
| Tackles for a loss-number and yards | 1-1 | 5-9 | Kicking Made-Attempts | 1-1 | 3-3 |
| NET YARDS PASSING | 146 | 191 | FIELD GOALS Made-Attempts | 1-1 | 1-1 |
| Times thrown | 1-4 | 2-12 | RED ZONE EFFICIENCY | 0-0-0% | 2-2-100% |
| Gross yards passing | 150 | 203 | GOAL TO GO EFFICIENCY | 0-0-0% | 2-2-100% |
| PASS ATTEMPTS-COMP-HAD INT | 32-17-0 | 27-23-0 | SAFETIES | 0 | 0 |
| Avg gain per pass play | 4.4 | 6.6 | FINAL SCORE | 10 | 24 |
| KICKOFFS Number-In End Zone-TBs | 3-2-2 | 5-5-4 | TIME OF POSSESSION | 22:16 | 37:44 |
| PUNTS Number and Average | 8-47.6 | 6-40.7 | | | |
| Had Blocked | 0 | 0 | | | |

FINAL INDIVIDUAL STATISTICS

ST. LOUIS RAMS

| RUSHING | ATT | YDS | AVG | LG | TD |
|--------------|-----------|-----------|------------|-----------|----------|
| T.Austin | 4 | 40 | 10.0 | 16 | 0 |
| T.Mason | 7 | 26 | 3.7 | 12 | 0 |
| N.Foles | 1 | 1 | 1.0 | 1 | 0 |
| B.Cunningham | 1 | 0 | 0.0 | 0 | 0 |
| Total | 13 | 67 | 5.2 | 16 | 0 |

| PASSING | ATT | CMP | YDS | SK/YD | TD | LG | IN |
|--------------|-----------|-----------|------------|------------|----------|-----------|----------|
| N.Foles | 32 | 17 | 150 | 1/4 | 1 | 40 | 0 |
| Total | 32 | 17 | 150 | 1/4 | 1 | 40 | 0 |

| RECEIVING | NO | YDS | AVG | LG | TD |
|--------------|-----------|------------|------------|-----------|----------|
| J.Cook | 5 | 47 | 9.4 | 14 | 0 |
| B.Cunningham | 4 | 27 | 6.8 | 10 | 0 |
| K.Britt | 2 | 44 | 22.0 | 40 | 1 |
| T.Mason | 2 | 4 | 2.0 | 3 | 0 |
| L.Kendricks | 1 | 15 | 15.0 | 15 | 0 |
| C.Givens | 1 | 7 | 7.0 | 7 | 0 |
| T.Austin | 1 | 6 | 6.0 | 6 | 0 |
| S.Bailey | 1 | 0 | 0.0 | 0 | 0 |
| Total | 17 | 150 | 8.8 | 40 | 1 |

| INTERCEPTIONS | NO | YDS | AVG | LG | TD |
|---------------|----|-----|-----|----|----|
| | | | | | |

| PUNTING | NO | YDS | AVG | NET | TB/120 | LG |
|--------------|----------|------------|-------------|-------------|------------|----------|
| J.Hekker | 8 | 381 | 47.6 | 46.1 | 0/4 | 53 |
| Total | 8 | 381 | 47.6 | 46.1 | 0/4 | 0 |

| PUNT RETURNS | NO | YDS | AVG | FC | LG | TD |
|-----------------|----------|----------|------------|----------|----------|----------|
| [Downed] | 4 | 0 | 0.0 | 0 | 0 | 0 |
| [Out of Bounds] | 1 | 0 | 0.0 | 0 | 0 | 0 |
| [Touchback] | 1 | 0 | 0.0 | 0 | 0 | 0 |
| Total | 0 | 0 | 0.0 | 1 | 0 | 0 |

| KICKOFF RETURNS | NO | YDS | AVG | FC | LG | TD |
|-----------------|----------|-----------|-------------|----------|-----------|----------|
| B.Cunningham | 1 | 28 | 28.0 | 0 | 0 | 0 |
| [Touchback] | 2 | 0 | 0.0 | 0 | 0 | 0 |
| Total | 1 | 28 | 28.0 | 0 | 28 | 0 |

WASHINGTON REDSKINS

| RUSHING | ATT | YDS | AVG | LG | TD |
|--------------|-----------|------------|------------|-----------|----------|
| M.Jones | 19 | 123 | 6.5 | 39 | 2 |
| A.Morris | 18 | 59 | 3.3 | 35 | 0 |
| Total | 37 | 182 | 4.9 | 39 | 2 |

| PASSING | ATT | CMP | YDS | SK/YD | TD | LG | IN |
|--------------|-----------|-----------|------------|-------------|----------|-----------|----------|
| K.Cousins | 27 | 23 | 203 | 2/12 | 1 | 35 | 0 |
| Total | 27 | 23 | 203 | 2/12 | 1 | 35 | 0 |

| RECEIVING | NO | YDS | AVG | LG | TD |
|--------------|-----------|------------|------------|-----------|----------|
| J.Reed | 6 | 82 | 13.7 | 29 | 0 |
| P.Garcon | 6 | 23 | 3.8 | 6 | 1 |
| R.Grant | 3 | 45 | 15.0 | 35 | 0 |
| M.Jones | 3 | 23 | 7.7 | 18 | 0 |
| A.Morris | 2 | 13 | 6.5 | 9 | 0 |
| C.Thompson | 1 | 10 | 10.0 | 10 | 0 |
| J.Crowder | 1 | 7 | 7.0 | 7 | 0 |
| A.Roberts | 1 | 0 | 0.0 | 0 | 0 |
| Total | 23 | 203 | 8.8 | 35 | 1 |

| INTERCEPTIONS | NO | YDS | AVG | LG | TD |
|---------------|----|-----|-----|----|----|
| | | | | | |

| PUNTING | NO | YDS | AVG | NET | TB/120 | LG |
|--------------|----------|------------|-------------|-------------|------------|-----------|
| T.Way | 6 | 244 | 40.7 | 37.3 | 1/1 | 56 |
| Total | 6 | 244 | 40.7 | 37.3 | 1/1 | 56 |

| PUNT RETURNS | NO | YDS | AVG | FC | LG | TD |
|--------------|----------|-----------|------------|----------|-----------|----------|
| J.Crowder | 5 | 12 | 2.4 | 2 | 10 | 0 |
| Total | 5 | 12 | 2.4 | 2 | 10 | 0 |

| KICKOFF RETURNS | NO | YDS | AVG | FC | LG | TD |
|-----------------|----------|-----------|-------------|----------|-----------|----------|
| R.Ross | 1 | 23 | 23.0 | 0 | 23 | 0 |
| [Touchback] | 2 | 0 | 0.0 | 0 | 0 | 0 |
| Total | 1 | 23 | 23.0 | 0 | 23 | 0 |

DEFENSIVE STATISTICS (Based on coaches' film review)

| PLAYER | T | S | A | S-YDS | I-YDS | PD | FF | FR |
|---------------|----|----|---|-------|-------|----|----|----|
| A.Ogletree | 18 | 15 | 3 | 0-0 | 0-0 | 0 | 0 | 0 |
| M.Brookers | 9 | 6 | 3 | 0-0 | 0-0 | 0 | 0 | 0 |
| T.J.McDonald | 7 | 4 | 3 | 0-0 | 0-0 | 0 | 0 | 1 |
| J.Laurinaitis | 6 | 3 | 3 | 0-0 | 0-0 | 0 | 0 | 0 |
| R.McLeod | 6 | 5 | 1 | 0-0 | 0-0 | 0 | 0 | 0 |
| M.Barron | 6 | 5 | 1 | 0-0 | 0-0 | 0 | 0 | 0 |
| R.Quinn | 5 | 1 | 4 | 0-0 | 0-0 | 0 | 1 | 0 |
| W.Hayes | 5 | 3 | 2 | 0-0 | 0-0 | 0 | 0 | 0 |
| A.Donald | 5 | 4 | 1 | 0.5-4 | 0-0 | 0 | 0 | 0 |
| J.Jenkins | 5 | 5 | 0 | 0-0 | 0-0 | 0 | 0 | 0 |

| PLAYER | T | S | A | S-YDS | I-YDS | PD | FF | FR |
|--------------|-----------|-----------|-----------|-------------|------------|----------|----------|----------|
| L.Joyner | 4 | 4 | 0 | 0-0 | 0-0 | 0 | 0 | 0 |
| C.Long | 4 | 2 | 2 | 1-6 | 0-0 | 0 | 0 | 0 |
| N.Fairley | 4 | 2 | 2 | 0.5-2 | 0-0 | 0 | 0 | 0 |
| A.Ayers | 4 | 2 | 2 | 0-0 | 0-0 | 0 | 0 | 0 |
| E.Westbrooks | 3 | 2 | 1 | 0-0 | 0-0 | 0 | 0 | 0 |
| T.Johnson | 1 | 1 | 0 | 0-0 | 0-0 | 1 | 1 | 1 |
| TOTAL | 92 | 64 | 28 | 2-12 | 0-0 | 1 | 1 | 1 |



WEATHER: Indoors - **ATTENDANCE:** 52,433 - **TIME:** 12:00 p.m.

After winning the coin toss and electing to receive, Pittsburgh took the opening kickoff and drove 77 yards and capped off the 13-play drive with a 21-yard field goal. DT Michael Brockers stuffed RB Le'Veon Bell in the backfield for a one yard loss on third-and-goal from the 2-yard line to hold the Steelers to just three points on the opening drive. The Rams first possession of the game ended with a Johnny Hekker punt that pinned Pittsburgh inside of the 10-yard line. The Steelers responded with another lengthy drive, this time marching 92 yards in 12 plays and scoring on a one-yard touchdown run by Bell. Pittsburgh attempted a two point conversion but failed on a pass from QB Ben Roethlisberger intended for WR Darius Heyward-Bey. RB Todd Gurley made his Rams debut on the next drive and St. Louis moved into Steelers territory for the first time before being stopped on third down at the Steelers 48-yard line. The Rams then attempted a fake punt, but Hekker's pass intended for WR Stedman Bailey came up short for an incompleteness and turnover on downs. The Steelers tried for a big play of their own on the second play of the following drive, but Roethlisberger's deep pass was picked off by CB Janoris Jenkins for his first interception of the season. The turnover sparked a scoring drive from the Rams, as they drove 50 yards to set up a 49-yard K Greg Zuerlein field goal that made it 9-3 heading into halftime. On the Steelers first drive of the second half, Roethlisberger hurt his knee on a sack by S Mark Barron, forcing backup QB Mike Vick to take over for the remainder of the game. The second half featured a defensive battle, as each team exchanged three punts before the Rams brought the deficit to a field goal with 5:42 remaining in the game. A long pass attempt to WR Kenny Britt down the left sideline drew a flag for pass interference, setting up Zuerlein for the 27-yard field goal. The Rams got the ball back trailing by three with 3:02 to play, but a CB Will Allen interception on the first play of the drive gave the momentum back to the Steelers. Pittsburgh ran the clock down to the two-minute warning before extending the lead to 12-6 on a K Josh Scobee 41-yard field goal. The Rams final try of the game came up empty after a fourth down pass to Britt was ruled incomplete by the replay official, allowing the Steelers to run out the remaining time left on the clock.

STARTING LINEUPS

PITTSBURGH STEELERS

| | | | |
|----|---------------------|------|----------------|
| WR | 84 A. Brown | LDE | 97 C. Heyward |
| LT | 68 K. Beachum | NT | 90 S. McLendon |
| LG | 73 R. Foster | RDE | 91 S. Tuitt |
| C | 72 C. Wallace | LOLB | 55 A. Moats |
| RG | 66 D. DeCastro | LILB | 51 S. Spence |
| RT | 77 M. Gilbert | RILB | 94 L. Timmons |
| TE | 83 H. Miller | ROLB | 95 J. Jones |
| WR | 11 M. Wheaton | LCB | 22 W. Gay |
| QB | 7 B. Roethlisberger | RCB | 41 A. Blake |
| WR | 34 De. Williams | SS | 20 W. Allen |
| RB | 26 L. Bell | RCB | 23 M. Mitchell |

ST. LOUIS RAMS

| | | | |
|----|------------------|-----|-------------------|
| WR | 18 K. Britt | LDE | 91 C. Long |
| TE | 89 J. Cook | LDT | 99 A. Donald |
| LT | 73 G. Robinson | RDT | 90 M. Brockers |
| LG | 68 J. Brown | RDE | 94 R. Quinn |
| C | 61 T. Barnes | LLB | 52 A. Ogletree |
| RG | 76 R. Saffold | MLB | 55 J. Laurinaitis |
| RT | 79 R. Havenstein | CB | 20 L. Joyner |
| TE | 88 L. Kendricks | LCB | 22 T. Johnson |
| WR | 11 T. Austin | RCB | 21 J. Jenkins |
| QB | 5 N. Foles | FS | 23 R. McLeod |
| RB | 27 T. Mason | SS | 25 T. McDonald |

ST. LOUIS SUBSTITUTIONS: K 4 G.Zuerlein, P 6 J.Hekker, WR 12 S.Bailey, WR 15 B.Marquez, WR 19 C.Givens, S 26 M.Barron, RB 30 T. Gurley, S 31 M.Alexander, RB 34 B.Cunningham, S 38 C.Davis, LS 44 J.McQuaide, TE 46 C.Harkey, CB 47 M. Roberson, LB 50 C.Lynch, LB 53 D.Bates, LB 54 B.Hager, LB 56 A. Ayers, T. 63 D. Williams, OL 65 D.Rhane, T 71 G.Reynolds, DL 93 E.Westbrooks, DE 95 W.Hayes, DT 98 N.Fairley

SCORING SUMMARY

| | | 1 | 2 | 3 | 4 | OT | TOTAL | FIELD GOALS |
|----------------|---------------------|---|---|---|---|----|-------|----------------------|
| VISITOR | Pittsburgh Steelers | 3 | 6 | 0 | 3 | 0 | 12 | J. Scobee (21) (41) |
| HOME | St. Louis Rams | 0 | 3 | 0 | 3 | 0 | 6 | G.Zuerlein (49) (27) |

| TEAM | Qtr | Clock Time | Play (Extra Point) (Drive Info) | Visitor Home | |
|----------|-----|------------|---|--------------|------|
| | | | | Visitor | Home |
| Steelers | 1 | 7:18 | J. Scobee 21 yd. Field Goal (13-77, 7:42) | 3 | 0 |
| Steelers | 2 | 13:00 | L. Bell 1 yd. run (pass failed) (12-92, 6:03) | 9 | 0 |
| Rams | 2 | 2:05 | G. Zuerlein 49 yd. Field Goal (9-50, 4:47) | 9 | 3 |
| Rams | 4 | 5:38 | G. Zuerlein 27 yd. Field Goal (7-62, 4:06) | 9 | 6 |
| Steelers | 4 | 1:56 | J. Scobee 41 yd. Field Goal (4-8, 0:55) | 12 | 6 |



WEATHER: Indoors - **ATTENDANCE:** 63,146 - **TIME:** 3:25 p.m.

The Rams were given excellent field position to start the game after S Mark Barron hit KR David Johnson and knocked the ball loose on the opening kickoff. LB Daren Bates recovered at the Arizona 17 and set up St. Louis for a quick three play drive, culminating with a 12-yard touchdown pass from QB Nick Foles to WR Tavon Austin. The Rams defense set the tone for the game on the Cardinals first possession, sacking QB Carson Palmer twice before forcing a punt. On the Cardinals next possession, the ball was placed on the Rams' 1-yard line after a flag was thrown for pass interference in the end zone. The St. Louis defense held strong, stopping Arizona on three straight plays to force a field goal. The Cardinals continued to cut into the lead later with a 27-yard Chandler Catanzaro's field goal to make it 7-6. After the Rams were forced to punt for the third straight possession, the St. Louis defense forced another turnover when CB Janoris Jenkins came up with an interception in the end zone on a deep pass from Palmer intended for WR John Brown. The Rams capitalized on the takeaway and put three points on the board, set up by a 47-yard pass to Austin down the right side that led to a 30-yard Greg Zuerlein field goal. Arizona responded with a field goal of their own on the following drive with Catanzaro's third field goal of the opening half, this time from 42 yards to make it 10-9 Rams at the break. The Rams forced their third turnover of the game on Arizona's first drive of the second half. S Rodney McLeod forced a fumble on the Cardinals 42-yard line and was recovered by CB Trumaine Johnson, giving the Rams another short field to work with. This time, the Rams put seven on the board when Foles connected with WR Stedman Bailey for 18 yards to give St. Louis its biggest lead of the game at 17-9. Two more Catanzaro field goals brought it to 17-15 early in the fourth quarter. The Rams answered with an 80 yard drive, with every play going to either Austin or RB Todd Gurley. Gurley busted loose on the third play of the drive for a 52-yard run before Foles eventually found Austin over the middle for the receiver's second touchdown of the day to give the Rams a 24-15 lead with just over eight minutes remaining. The Cardinals scored their first touchdown of the afternoon and cut the lead to two with 4:44 to go. Arizona moved into St. Louis territory on its final drive of the game needing a field goal to win, but the Rams defense came up with a stop on fourth-and-two from the 43-yard line to get the ball back to the offense. Gurley rushed for 48 of his 106 fourth-quarter yards on the final drive to run out the clock and secure the victory.

STARTING LINEUPS

ST. LOUIS RAMS

| | | | | | |
|----|----|---------------|-----|----|----------------|
| WR | 18 | Kenny Britt | LDE | 91 | C. Long |
| TE | 89 | J. Cook | LDT | 99 | A. Donald |
| LT | 73 | G. Robinson | RDT | 90 | M. Brockers |
| LG | 68 | J. Brown | RDE | 94 | R. Quinn |
| C | 61 | T. Barnes | LLB | 52 | A. Ogletree |
| RG | 76 | R. Saffold | MLB | 55 | J. Laurinaitis |
| RT | 79 | R. Havenstein | RLB | 56 | A. Ayers |
| WR | 12 | S. Bailey | LCB | 22 | T. Johnson |
| WR | 11 | T. Austin | RCB | 21 | J. Jenkins |
| QB | 5 | N. Foles | FS | 23 | R. McLeod |
| RB | 30 | T. Gurley | SS | 25 | T. McDonald |

ARIZONA CARDINALS

| | | | | | |
|----|---------------|-------------|------|-------------|--------------|
| WR | L. Fitzgerald | DE | 93 | C. Campbell | |
| LT | 68 | J. Veldheer | NT | 97 | J. Mauro |
| LG | 76 | M. Lupati | DT | 92 | F. Rucker |
| C | 63 | L. Sendlein | ILB | 51 | K. Minter |
| RG | 61 | J. Cooper | WILL | 57 | A. Okafor |
| RT | 70 | B. Massie | LCB | 21 | P. Peterson |
| TE | 85 | D. Fells | RCB | 25 | J. Powers |
| TE | 87 | T. Nikias | SS | 20 | D. Buchannon |
| QB | 3 | C. Palmer | FS | 32 | T. Mathieu |
| RB | 23 | C. Johnson | DB | 22 | T. Jefferson |
| TE | 84 | J. Gresham | DB | 26 | R. Johnson |

ST. LOUIS SUBSTITUTIONS: K 4 G.Zuerlein, P 6 J.Hekker, WR 15 B.Marquez, DB 20 L. Joyner, S 26 M.Barron, RB 27 T. Mason, RB 36 B.Cunningham, DB 37 C. Bryant, S 38 C.Davis, LS 44 J.McQuaide, TE 46 C.Harkey, CB 47 M. Roberson, LB 50 C.Lynch, LB 53 D.Bates, LB 54 B.Hager, OL 65 D.Rhaney, G 69 C. Wichmann, T 71 G.Reynolds, WR 83 B. Quick, DL 93 E.Westbrooks, DE 95 W.Hayes, DT 98 N.Fairley

SCORING SUMMARY

| | | 1 | 2 | 3 | 4 | OT | TOTAL | FIELD GOALS |
|----------------|-------------------|---|---|---|----|----|-------|-----------------------------------|
| VISITOR | St. Louis Rams | 7 | 3 | 7 | 7 | 0 | 24 | G. Zuerlein (30) |
| HOME | Arizona Cardinals | 3 | 6 | 3 | 10 | 0 | 22 | C. Catanzaro (21)(27)(42)(38)(29) |

| TEAM | Qtr | Clock Time | Play (Extra Point) (Drive Info) | Visitor Home | |
|-----------|-----|------------|---|--------------|------|
| | | | | Visitor | Home |
| Rams | 1 | 13:24 | T. Austin 12 yd. pass from N. Foles (G. Zuerlein kick) (3-17, 1:29) | 7 | 0 |
| Cardinals | 1 | 4:13 | C. Catanzaro 21 yd. Field Goal (8-62, 4:19) | 7 | 3 |
| Cardinals | 2 | 10:45 | C. Catanzaro 27 yd. Field Goal (13-51, 6:29) | 7 | 6 |
| Rams | 2 | 3:16 | G. Zuerlein 30 yd. Field Goal (7-68, 3:34) | 10 | 6 |
| Cardinals | 2 | 1:13 | C. Catanzaro 42 yd. Field Goal (9-56, 2:03) | 10 | 9 |
| Rams | 3 | 5:44 | S. Bailey 18 yd. pass from N. Foles (G. Zuerlein kick) (5-58, 2:52) | 17 | 9 |
| Cardinals | 3 | 1:13 | C. Catanzaro 38 yd. Field Goal (9-60, 4:31) | 17 | 12 |
| Cardinals | 4 | 11:57 | C. Catanzaro 29 yd. Field Goal (6-41, 2:55) | 17 | 15 |
| Rams | 4 | 8:16 | T. Austin 12 yd. pass from N.Foles (G. Zuerlein kick) (6-80, 3:41) | 24 | 15 |
| Cardinals | 4 | 4:38 | D. Johnson 23 yd. pass from C. Palmer (C.Catanzaro kick) (8-80, 3:38) | 24 | 22 |

FINAL TEAM STATISTICS

| | RAMS | | CARDINALS | | | RAMS | | CARDINALS | |
|-------------------------------------|----------|--|-----------|--|------------------------------------|---------|--|-----------|--|
| TOTAL FIRST DOWNS | 13 | | 26 | | FGs - PATs Had Blocked | 0-0 | | 0-0 | |
| By Rushing | 6 | | 7 | | Net Punting Average | 45.1 | | 44.0 | |
| By Passing | 7 | | 17 | | TOTAL RETURN YARDAGE | 0 | | 32 | |
| By Penalty | 0 | | 2 | | No. and Yards Punt Returns | 0-0 | | 5-32 | |
| THIRD DOWN EFFICIENCY | 5-13-38% | | 2-11-18% | | No. and Yards Kickoff Returns | 5-121 | | 1-19 | |
| FOURTH DOWN EFFICIENCY | 0-0-0% | | 1-2-50% | | No. and Yards Interception Returns | 1-0 | | 0-0 | |
| TOTAL NET YARDS | 328 | | 447 | | PENALTIES Number and Yards | 7-66 | | 3-20 | |
| Total Offensive Plays | 51 | | 71 | | FUMBLES Number and Lost | 1-0 | | 3-2 | |
| Average gain per offensive play | 6.4 | | 6.3 | | TOUCHDOWNS | 3 | | 1 | |
| NET YARDS RUSHING | 164 | | 113 | | Rushing | 0 | | 0 | |
| Total Rushing Plays | 26 | | 21 | | Passing | 3 | | 1 | |
| Average gain per rushing play | 6.3 | | 5.1 | | EXTRA POINTS Made-Attempts | 3-3 | | 1-1 | |
| Tackles for a loss-number and yards | 6-19 | | 5-11 | | Kicking Made-Attempts | 3-3 | | 1-1 | |
| NET YARDS PASSING | 164 | | 334 | | FIELD GOALS Made-Attempts | 1-1 | | 5-5 | |
| Times thrown | 1-7 | | 4-18 | | RED ZONE EFFICIENCY | 3-5-60% | | 1-5-20% | |
| Gross yards passing | 171 | | 352 | | GOAL TO GO EFFICIENCY | 0-1-0% | | 0-1-0% | |
| PASS ATTEMPTS-COMP-HAD INT | 24-16-0 | | 46-29-1 | | SAFETIES | 0 | | 0 | |
| Avg gain per pass play | 6.6 | | 6.7 | | FINAL SCORE | 24 | | 22 | |
| KICKOFFS Number-In End Zone-TBs | 5-5-4 | | 7-7-2 | | TIME OF POSSESSION | 26:47 | | 33:13 | |
| PUNTS Number and Average | 7-49.7 | | 1-44.0 | | | | | | |
| Had Blocked | 0 | | 0 | | | | | | |

FINAL INDIVIDUAL STATISTICS

ST. LOUIS RAMS

| RUSHING | ATT | YDS | AVG | LG | TD |
|---------------|-----------|------------|------------|-----------|----------|
| T. Gurley | 19 | 146 | 7.7 | 52 | 0 |
| T. Austin | 2 | 20 | 10.0 | 12 | 0 |
| B. Cunningham | 2 | 0 | 0.0 | 3 | 0 |
| T. Mason | 2 | -1 | -0.5 | 2 | 0 |
| N. Foles | 1 | -1 | -1.0 | -1 | 0 |
| Total | 26 | 164 | 6.3 | 52 | 0 |

| PASSING | ATT | CMP | YDS | SK/YD | TD | LG | IN |
|--------------|-----------|-----------|------------|------------|----------|-----------|----------|
| N.Foles | 24 | 16 | 171 | 1/7 | 3 | 47 | 0 |
| Total | 24 | 16 | 171 | 1/7 | 3 | 47 | 0 |

| RECEIVING | NO | YDS | AVG | LG | TD |
|---------------|-----------|------------|-------------|-----------|----------|
| T. Austin | 6 | 96 | 16.0 | 47 | 2 |
| J. Cook | 3 | 22 | 7.3 | 12 | 0 |
| S. Bailey | 2 | 30 | 15.0 | 18t | 1 |
| T. Gurley | 2 | 15 | 7.5 | 8 | 0 |
| B. Cunningham | 2 | 4 | 2.0 | 7 | 0 |
| C. Harkey | 1 | 4 | 4.0 | 4 | 0 |
| Total | 16 | 171 | 10.7 | 47 | 3 |

| INTERCEPTIONS | NO | YDS | AVG | LG | TD |
|---------------|----------|----------|------------|----------|----------|
| J. Jenkins | 1 | 0 | 0.0 | 0 | 0 |
| Total | 1 | 0 | 0.0 | 0 | 0 |

| PUNTING | NO | YDS | AVG | NET | TB/120 | LG |
|--------------|----------|------------|-------------|-------------|------------|-----------|
| J.Hekker | 7 | 348 | 49.7 | 45.1 | 0/2 | 57 |
| Total | 7 | 348 | 49.7 | 45.1 | 0/2 | 57 |

| PUNT RETURNS | NO | YDS | AVG | FC | LG | TD |
|--------------|----------|----------|------------|----------|----------|----------|
| [Downed] | 1 | 0 | 0.0 | 0 | 0 | 0 |
| Total | 0 | 0 | 0.0 | 0 | 0 | 0 |

| KICKOFF RETURNS | NO | YDS | AVG | FC | LG | TD |
|-----------------|----------|------------|-------------|----------|-----------|----------|
| B. Cunningham | 5 | 121 | 24.2 | 0 | 39 | 0 |
| [Touchback] | 2 | 0 | 0.0 | 0 | 0 | 0 |
| Total | 5 | 121 | 24.2 | 0 | 39 | 0 |

ARIZONA CARDINALS

| RUSHING | ATT | YDS | AVG | LG | TD |
|--------------|-----------|------------|------------|-----------|----------|
| C. Johnson | 16 | 83 | 5.2 | 21 | 0 |
| D. Johnson | 3 | 18 | 6.0 | 12 | 0 |
| Jo.Brown | 1 | 13 | 13.0 | 13 | 0 |
| C. Palmer | 1 | -1 | -1.0 | -1 | 0 |
| Total | 21 | 113 | 5.4 | 21 | 0 |

| PASSING | ATT | CMP | YDS | SK/YD | TD | LG | IN |
|--------------|-----------|-----------|------------|-------------|----------|-----------|----------|
| C. Palmer | 46 | 29 | 352 | 4/18 | 1 | 23 | 1 |
| Total | 46 | 29 | 352 | 4/18 | 1 | 23 | 1 |

| RECEIVING | NO | YDS | AVG | LG | TD |
|---------------|-----------|------------|-------------|-----------|----------|
| L. Fitzgerald | 7 | 99 | 14.1 | 22 | 0 |
| Jo. Brown | 7 | 75 | 10.7 | 14 | 0 |
| M. Floyd | 5 | 59 | 11.8 | 22 | 0 |
| D. Johnson | 4 | 63 | 15.8 | 23t | 1 |
| C. Johnson | 3 | 11 | 3.7 | 6 | 0 |
| Ja. Brown | 1 | 20 | 20.0 | 20 | 0 |
| D. Fells | 1 | 17 | 17.0 | 17 | 0 |
| J. Gresham | 1 | 8 | 8.0 | 8 | 0 |
| Total | 29 | 352 | 12.1 | 23 | 1 |

| INTERCEPTIONS | NO | YDS | AVG | LG | TD |
|---------------|----------|----------|----------|----------|----------|
| Total | 0 | 0 | 0 | 0 | 0 |

| PUNTING | NO | YDS | AVG | NET | TB/120 | LG |
|--------------|----------|-----------|-------------|-------------|------------|-----------|
| D. Butler | 1 | 44 | 44.0 | 44.0 | 0/0 | 44 |
| Total | 1 | 44 | 44.0 | 44.0 | 0/0 | 44 |

| PUNT RETURNS | NO | YDS | AVG | FC | LG | TD |
|--------------|----------|-----------|------------|----------|-----------|----------|
| P. Peterson | 5 | 32 | 6.4 | 2 | 12 | 0 |
| Total | 5 | 32 | 6.4 | 2 | 12 | 0 |

| KICKOFF RETURNS | NO | YDS | AVG | FC | LG | TD |
|-----------------|----------|-----------|-------------|----------|-----------|----------|
| D. Johnson | 1 | 19 | 19.0 | 0 | 19 | 0 |
| [Touchback] | 4 | 0 | 0.0 | 0 | 0 | 0 |
| Total | 1 | 19 | 19.0 | 0 | 19 | 0 |

DEFENSIVE STATISTICS (Based on coaches' film review)

| PLAYER | T | S | A | S-YDS | I-YDS | PD | FF | FR |
|----------------|----|----|---|-------|-------|----|----|----|
| A. Ogletree | 11 | 11 | 0 | 0-0 | 0-0 | 0 | 0 | 0 |
| T. Johnson | 9 | 8 | 1 | 0-0 | 0-0 | 2 | 0 | 1 |
| T. McDonald | 6 | 5 | 1 | 1-6 | 0-0 | 0 | 0 | 0 |
| L. Joyner | 6 | 5 | 1 | 1-1 | 0-0 | 0 | 0 | 0 |
| M. Barron | 5 | 4 | 1 | 0-0 | 0-0 | 0 | 0 | 0 |
| R.McLeod | 5 | 4 | 1 | 0-0 | 0-0 | 0 | 1 | 0 |
| J. Jenkins | 5 | 5 | 0 | 0-0 | 1-0 | 1 | 0 | 0 |
| J. Laurinaitis | 5 | 3 | 2 | 1-4 | 0-0 | 0 | 1 | 0 |
| A. Donald | 4 | 2 | 2 | 0-0 | 0-0 | 0 | 0 | 0 |
| E.Westbrooks | 3 | 2 | 1 | 0-0 | 0-0 | 0 | 0 | 0 |

| PLAYER | T | S | A | S-YDS | I-YDS | PD | FF | FR |
|--------------|-----------|-----------|-----------|-------------|------------|----------|----------|----------|
| A. Ayers | 3 | 3 | 0 | 0-0 | 0-0 | 1 | 0 | 0 |
| R.Quinn | 2 | 1 | 1 | 0-0 | 0-0 | 1 | 0 | 0 |
| M. Brockers | 2 | 0 | 2 | 0-0 | 0-0 | 0 | 0 | 0 |
| D. Bates | 2 | 2 | 0 | 0-0 | 0-0 | 0 | 0 | 0 |
| W. Hayes | 2 | 1 | 1 | 0-0 | 0-0 | 0 | 0 | 0 |
| N. Fairley | 2 | 1 | 1 | 0-0 | 0-0 | 0 | 0 | 0 |
| C. Long | 1 | 0 | 1 | 1-7 | 0-0 | 0 | 0 | 0 |
| TOTAL | 73 | 57 | 16 | 4-18 | 1-0 | 5 | 2 | 1 |



WEATHER: Clear, 67° - **ATTENDANCE:** 78,432 - **TIME:** 12:02 p.m.

Green Bay struck first on their first possession of the game with a six play, 56-yard drive that resulted in a 31-yard touchdown pass from QB Aaron Rodgers to WR Ty Montgomery. The Rams drove into Packer territory on the following drive, but were forced to punt after a Green Bay sack pushed St. Louis out of field goal range. The Packers drove into Rams territory before Rodgers threw a pass that was tipped at the line and intercepted by LB James Laurinaitis. The interception was Rodgers' first pick at Lambeau Field since 2012. The Rams couldn't capitalize on the mistake, turning the ball right back over three plays later with an interception by DB Micah Hyde. It was the first time all season that the Rams forced a turnover and didn't come away with any points. After the Rams defense came up with a stop on 4th down, QB Nick Foles threw his second interception of the game three plays later. This time, the Packers made the Rams pay for the mistake, returning the INT 45 yards for a TD and a 14-0 lead at the end of the first quarter. After the teams exchanged punts, the Rams got on the board with a 9 play, 80-yard drive. St. Louis cashed in on a short pass to WR Tavon Austin that made it 14-7. Rodgers then threw his second interception of the afternoon, this time picked off by CB Trumaine Johnson on a diving grab before returning it 29 yards. That set up a Greg Zuerlein 42-yard field goal that made it 14-10 Packers heading into halftime. Green Bay opened up the second half with the ball and didn't waste any time extending their lead. On the fourth play of the drive, Rodgers connected with WR James Jones down the middle for a 65-yard touchdown that put the Packers on top 21-10. Sensing the change in momentum, the Rams faked a punt on their own side of the field and converted a 20-yard pass for a first down. Later in the drive however, Green Bay blocked the 50-yard field goal attempt by Zuerlein. Zuerlein missed a 53-yarder on the Rams next possession after DE Rob Quinn sacked Rodgers and forced a fumble. The Rams made two drives into the red zone in the fourth quarter, but both ended with interceptions, spoiling the chance of a comeback. Green Bay added on one more field goal with just over a minute remaining to bring the score to its final, 24-10.

STARTING LINEUPS

ST. LOUIS RAMS

| | | | |
|----|------------------|-----|-------------------|
| WR | 18 K. Britt | LDE | 91 C. Long |
| TE | 46 C. Harkney | LDT | 99 A. Donald |
| LT | 73 G. Robinson | RDT | 90 M. Brockers |
| LG | 68 J. Brown | RDE | 94 R. Quinn |
| C | 61 T. Barnes | LLB | 26 M. Barron |
| RG | 76 R. Saffold | MLB | 55 J. Laurinaitis |
| RT | 79 R. Havenstein | DB | 20 L. Joyner |
| TE | 88 L. Kendrick | LCB | 22 T. Johnson |
| WR | 11 T. Austin | RCB | 21 J. Jenkins |
| QB | 5 N. Foles | FS | 23 R. McLeod |
| RB | 30 T. Gurley | SS | 25 T. McDonald |

GREEN BAY PACKERS

| | | | |
|----|------------------|--------|-------------------|
| WR | 89 J. Jones | NOSE90 | B. Raji |
| WR | 88 T. Montgomery | DT | 76 M. Daniels |
| LT | 69 D.Bakhtiari | LOLB | 56 J. Peppers |
| LG | 71 J. Sitton | BLB | 51 N. Palmer |
| C | 63 C.Linsley | MLB | 52 C. Matthews |
| RG | 70 T. Lang | ROLB | 96 M. Neal |
| RT | 75 B. Bulaga | LCB | 23 D. Randall |
| TE | 82 R. Rodgers | RCB | 37 S. Shields |
| WR | 18 R. Cobb | CB | 29 C. Hayward |
| QB | 12 A. Rodgers | SS | 33 M. Hyde |
| RB | 27 E. Lacy | FS | 21 H. Clinton-Dix |

ST. LOUIS SUBSTITUTIONS: K 4 G.Zuerlein, P 6 J.Hekker, WR 12 S.Bailey, WR 15 B.Marquez, RB 27 T. Mason, RB 34 C.Reynolds, RB 36 B.Cunningham, DB 37 C. Bryant, S 38 C.Davis, LS 44 J.McQuaide, CB 47 M. Roberson, LB 50 C.Lynch, LB 53 D.Bates, LB 54 B.Hager, LB 56 A.Ayers, T 64 A. Donna, OL 65 D.Rhoney, T 71 G.Reynolds, WR 83 B. Quick, TE 89 J.Cook, DE 95 W.Hayes, DE 97, E.Sims, DT 98 N.Fairley

SCORING SUMMARY

| | | 1 | 2 | 3 | 4 | OT | TOTAL | FIELD GOALS |
|---------|-------------------|----|----|---|---|----|-------|--------------------------------|
| VISITOR | St. Louis Rams | 0 | 10 | 0 | 0 | 0 | 10 | M. Crosby (35) |
| HOME | Green Bay Packers | 14 | 0 | 7 | 3 | 0 | 24 | G. Zuerlein (42) 50B 53WL 63WL |

| TEAM | Qtr | Clock Time | Play (Extra Point) (Drive Info) | Visitor Home | |
|---------|-----|------------|--|--------------|------|
| | | | | Visitor | Home |
| Packers | 1 | 12:09 | T.Montgomery 31 yd. pass from A.Rodgers (M.Crosby kick) (6-56, 1:48) | 0 | 7 |
| Packers | 1 | 0:53 | Q.Rollins 45 yd. interception return (M.Crosby kick) | 0 | 14 |
| Rams | 2 | 7:12 | T.Austin 5 yd pass from N.Foles (G.Zuerlein kick)(9-80, 5:10) | 7 | 14 |
| Rams | 2 | 1:40 | G.Zuerlein 42 yd. Field Goal (7-9, 2:23) | 10 | 14 |
| Packers | 3 | 12:41 | J.Jones 65 yd. pass from A.Rodgers (M.Crosby kick) (4-75, 2:19) | 10 | 21 |
| Packers | 4 | 1:03 | M.Crosby Field Goal (7-30, 2:20) | 10 | 24 |

FINAL TEAM STATISTICS

| | RAMS | PACKERS | | RAMS | PACKERS |
|-------------------------------------|----------|----------|------------------------------------|---------|----------|
| TOTAL FIRST DOWNS | 17 | 19 | FGs - PATs Had Blocked | 0-0 | 0-0 |
| By Rushing | 5 | 5 | Net Punting Average | 40.6 | 40.3 |
| By Passing | 10 | 12 | TOTAL RETURN YARDAGE | 49 | 12 |
| By Penalty | 2 | 2 | No. and Yards Punt Returns | 5-29 | 2-12 |
| THIRD DOWN EFFICIENCY | 6-14-43% | 5-14-36% | No. and Yards Kickoff Returns | 0-0 | 2-54 |
| FOURTH DOWN EFFICIENCY | 0-2-0% | 0-0-0% | No. and Yards Interception Returns | 1-20 | 0-0 |
| TOTAL NET YARDS | 432 | 309 | PENALTIES Number and Yards | 5-23 | 8-38 |
| Total Offensive Plays | 66 | 71 | FUMBLES Number and Lost | 1-1 | 1-0 |
| Average gain per offensive play | 6.5 | 4.4 | TOUCHDOWNS | 4 | 2 |
| NET YARDS RUSHING | 89 | 93 | Rushing | 0 | 1 |
| Total Rushing Plays | 30 | 24 | Passing | 3 | 1 |
| Average gain per rushing play | 3.0 | 3.9 | Interceptions | 1 | 0 |
| Tackles for a loss-number and yards | 6-13 | 2-2 | EXTRA POINTS Made-Attempts | 4-4 | 2-2 |
| NET YARDS PASSING | 343 | 216 | Kicking Made-Attempts | 4-4 | 2-2 |
| Times thrown | 0-0 | 5-20 | FIELD GOALS Made-Attempts | 1-1 | 1-1 |
| Gross yards passing | 343 | 236 | RED ZONE EFFICIENCY | 1-2-50% | 1-1-100% |
| PASS ATTEMPTS-COMP-HAD INT | 36-22-0 | 42-21-1 | GOAL TO GO EFFICIENCY | 0-1-0% | 1-1-100% |
| Avg gain per pass play | 9.5 | 4.6 | SAFETIES | 0 | 0 |
| KICKOFFS Number-In End Zone-TBs | 6-6-4 | 4-3-3 | FINAL SCORE | 31 | 17 |
| PUNTS Number and Average | 5-43.0 | 8-43.9 | TIME OF POSSESSION | 28:38 | 31:22 |
| Had Blocked | 0 | 0 | | | |

FINAL INDIVIDUAL STATISTICS

ST. LOUIS RAMS

| RUSHING | ATT | YDS | AVG | LG | TD |
|--------------|-----------|------------|------------|-----------|----------|
| T. Gurley | 30 | 159 | 5.3 | 55 | 0 |
| T. Austin | 3 | 22 | 7.3 | 15 | 0 |
| T. Mason | 2 | 8 | 4.0 | 6 | 0 |
| N. Foles | 1 | 2 | 2.0 | 2 | 0 |
| Total | 36 | 191 | 5.4 | 55 | 0 |

| PASSING | ATT | CMP | YDS | SK/YD | TD | LG | IN |
|--------------|-----------|-----------|------------|-------------|----------|-----------|----------|
| N. Foles | 30 | 11 | 141 | 3/18 | 1 | 68 | 4 |
| J. Hekker | 1 | 1 | 20 | 0/0 | 0 | 20 | 0 |
| Total | 31 | 12 | 161 | 3/18 | 1 | 68 | 4 |

| RECEIVING | NO | YDS | AVG | LG | TD |
|---------------|-----------|------------|-------------|-----------|----------|
| S. Bailey | 3 | 73 | 24.3 | 68 | 0 |
| B. Cunningham | 2 | 28 | 14.0 | 17 | 0 |
| L. Kendrick | 2 | 16 | 8.0 | 12 | 0 |
| T. Austin | 2 | 6 | 3.0 | 5 | 1 |
| C. Davis | 1 | 20 | 20.0 | 20 | 0 |
| B. Quick | 1 | 10 | 10.0 | 10 | 0 |
| J. Cook | 1 | 8 | 8.0 | 8 | 0 |
| Total | 12 | 161 | 13.4 | 68 | 1 |

| INTERCEPTIONS | NO | YDS | AVG | LG | TD |
|----------------|----------|-----------|-------------|-----------|----------|
| T. Johnson | 1 | 29 | 29.0 | 29 | 0 |
| J. Laurinaitis | 1 | 0 | 0.0 | 0 | 0 |
| Total | 2 | 29 | 14.5 | 29 | 0 |

| PUNTING | NO | YDS | AVG | NET | TB/120 | LG |
|--------------|----------|------------|-------------|-------------|------------|-----------|
| J. Hekker | 4 | 181 | 45.3 | 38.0 | 1/1 | 51 |
| Total | 4 | 181 | 45.3 | 38.0 | 1/1 | 51 |

| PUNT RETURNS | NO | YDS | AVG | FC | LG | TD |
|--------------|----------|-----------|------------|----------|-----------|----------|
| T. Austin | 2 | 4 | 2.0 | 0 | 25 | 0 |
| Total | 5 | 29 | 5.8 | 1 | 13 | 0 |

| KICKOFF RETURNS | NO | YDS | AVG | FC | LG | TD |
|-----------------|----------|----------|----------|----------|----------|----------|
| Total | 0 | 0 | 0 | 0 | 0 | 0 |

GREEN BAY PACKERS

| RUSHING | ATT | YDS | AVG | LG | TD |
|--------------|-----------|-----------|------------|-----------|----------|
| A. Rodgers | 8 | 39 | 4.9 | 18 | 0 |
| E. Lacy | 13 | 27 | 2.1 | 8 | 0 |
| J. Starks | 5 | 17 | 3.4 | 6 | 0 |
| J. Kuhn | 1 | 3 | 3.0 | 3 | 0 |
| Total | 27 | 86 | 3.2 | 18 | 0 |

| PASSING | ATT | CMP | YDS | SK/YD | TD | LG | IN |
|--------------|-----------|-----------|------------|------------|----------|-----------|----------|
| A. Rodgers | 30 | 19 | 241 | 2/5 | 2 | 65 | 2 |
| Total | 30 | 19 | 241 | 2/5 | 2 | 65 | 2 |

| RECEIVING | NO | YDS | AVG | LG | TD |
|---------------|-----------|------------|-------------|-----------|----------|
| R. Rodgers | 6 | 45 | 7.5 | 18 | 0 |
| T. Montgomery | 4 | 59 | 14.8 | 31 | 1 |
| J. Starks | 3 | 29 | 9.7 | 19 | 0 |
| R. Cobb | 3 | 23 | 7.7 | 10 | 0 |
| J. Jones | 2 | 77 | 38.5 | 65 | 1 |
| E. Lacy | 1 | 8 | 8.0 | 8 | 0 |
| Total | 19 | 241 | 12.7 | 65 | 2 |

| INTERCEPTIONS | NO | YDS | AVG | LG | TD |
|----------------|----------|-----------|-------------|-----------|----------|
| Q. Rollins | 2 | 48 | 24.0 | 45 | 1 |
| M. Hyde | 1 | 2 | 2.0 | 2 | 0 |
| H. Clinton-Dix | 1 | 0 | 0.0 | 0 | 0 |
| Total | 4 | 50 | 12.5 | 45 | 1 |

| PUNTING | NO | YDS | AVG | NET | TB/120 | LG |
|--------------|----------|------------|-------------|-------------|------------|-----------|
| T. Masthay | 4 | 191 | 47.8 | 36.8 | 2/0 | 53 |
| Total | 4 | 191 | 47.8 | 36.8 | 2/0 | 53 |

| PUNT RETURNS | NO | YDS | AVG | FC | LG | TD |
|--------------|----------|-----------|------------|----------|-----------|----------|
| M. Hyde | 2 | 9 | 4.5 | 1 | 9 | 0 |
| Total | 2 | 12 | 6.0 | 3 | 12 | 0 |

| KICKOFF RETURNS | NO | YDS | AVG | FC | LG | TD |
|-----------------|----------|-----------|-------------|----------|-----------|----------|
| B. Cunningham | 2 | 54 | 27.0 | 0 | 31 | 0 |
| Total | 2 | 54 | 27.0 | 0 | 31 | 0 |

DEFENSIVE STATISTICS (Based on coaches' film review)

| PLAYER | T | S | A | S-YDS | I-YDS | PD | FF | FR |
|----------------|----|---|---|-------|-------|----|----|----|
| T.J. McDonald | 10 | 7 | 3 | 0-0 | 0-0 | 0 | 0 | 0 |
| J. Laurinaitis | 9 | 5 | 4 | 0-0 | 1-0 | 0 | 0 | 0 |
| L. Joyner | 8 | 8 | 0 | 0-0 | 0-0 | 0 | 0 | 1 |
| M. Barron | 6 | 4 | 2 | 0-0 | 0-0 | 3 | 0 | 0 |
| R. Quinn | 6 | 5 | 1 | 1-2 | 0-0 | 0 | 1 | 0 |
| M. Brockers | 5 | 3 | 2 | 1-3 | 0-0 | 0 | 0 | 0 |
| E. Sims | 5 | 2 | 3 | 0-0 | 0-0 | 0 | 0 | 0 |
| W. Hayes | 5 | 4 | 1 | 0-0 | 0-0 | 0 | 0 | 0 |
| T. Johnson | 4 | 4 | 0 | 0-0 | 1-29 | 0 | 0 | 0 |
| R. McLeod | 4 | 3 | 1 | 0-0 | 0-0 | 0 | 0 | 0 |

| PLAYER | T | S | A | S-YDS | I-YDS | PD | FF | FR |
|------------|---|---|---|-------|-------|----|----|----|
| A. Donald | 3 | 2 | 1 | 0-0 | 0-0 | 0 | 0 | 0 |
| N. Fairley | 2 | 2 | 0 | 0-0 | 0-0 | 1 | 0 | 0 |
| C. Long | 1 | 0 | 1 | 0-0 | 0-0 | 0 | 0 | 0 |
| A. Ayers | 1 | 0 | 1 | 0-0 | 0-0 | 0 | 0 | 0 |
| D. Bates | 1 | 1 | 0 | 0-0 | 0-0 | 0 | 0 | 0 |

| | | | | | | | | |
|--------------|-----------|-----------|-----------|------------|-------------|----------|----------|----------|
| TOTAL | 70 | 50 | 20 | 2-5 | 2-29 | 4 | 1 | 1 |
|--------------|-----------|-----------|-----------|------------|-------------|----------|----------|----------|



WEATHER: Indoors - **ATTENDANCE:** 51,523 - **TIME:** 12:00 p.m.

After St. Louis went three-and-out on the game's opening possession, P Johnny Hekker pined the Browns down inside of the 10-yard line. Three plays later, CB Janoris Jenkins forced a fumble that was scooped up by S Rodney McLeod and taken back for a touchdown to give the Rams an early 7-0 lead. The St. Louis defense forced another big turnover inside of Browns territory on the very next drive. On third-and-8 from the 32-yard line, DE William Hayes sacked QB Josh McCown and stripped the ball loose. LB Akeem Ayers recovered, and the Rams capitalized on another quick turnover and took a 10-0 on a 39-yard field goal from Greg Zuerlein. On the next drive, Cleveland used a lengthy 14-play, 73 yard drive to get on the board. The Rams defense held strong at the end of the drive however, halting the Browns at the 7-yard line and holding Cleveland to just three points. After the teams exchanged a pair of punts in the second quarter, St. Louis was driving and looking to extend the lead, but a turnover curtailed the drive. The Browns came out in the second half and cut into the Rams lead on the opening drive, converting a 44 yard field goal that made it 10-6. It looked as though St. Louis would answer with a field goal of their own, but Zuerlein missed the 35-yard attempt. When the Rams got the ball back, they drove 88 yards in four plays and scored a touchdown to make it 17-6. RB Todd Gurley's first career touchdown came from one yard out and was set up by a 41-yard pass down the right side to WR Kenny Britt that gave the Rams the goal-to-go situation. The Rams defense continued to wreak havoc, forcing another fumble on the Browns first drive in the fourth quarter. After getting the ball back, Gurley exploded for three plays of 20 yards or more on the next drive, setting up his second rushing touchdown of the afternoon and extending the lead to 24-6. Hayes sealed the deal on the following possession with his second sack and forced fumble of the game and the fourth fumble recovery by the Rams.

STARTING LINEUPS

CLEVELAND BROWNS

| | |
|------------------|-------------------|
| WR 16 A.Hawkins | RE 94 R.Starks |
| LT 73 J.Thomas | NT 71 D.Shelton |
| LG 75 J.Bitonio | LE 92 D.Bryant |
| C 55 A.Mack | OLB 99 P.Kruger |
| RG 77 J.Greco | MIKE 56 K.Dansby |
| RT 72 M.Schwartz | WILL 58 C.Kirksey |
| TE 82 G.Barnidge | OLB 44 N.Orchard |
| WR 11 T.Benjamin | RCB 22 T.Williams |
| QB 13 J.McCown | LCB 26 P.Desir |
| RB 34 I.Crowell | FS 33 J.Poyer |
| TE 81 J.Dray | SS 31 D.Whitner |

ST. LOUIS RAMS

| | |
|---------------------|-----------------------|
| WR 18 K. Britt | LDE 95 W. Hayes |
| TE 89 J. Cook | LDT 99 A. Donald |
| LT 73 G. Robinson | RDT 90 M. Brockers |
| LG 68 J. Brown | RDE 94 R. Quinn |
| C 61 T. Barnes | LLB 26 M. Barron |
| RG 71 G. Reynolds | MLB 55 J. Laurinaitis |
| RT 79 R. Havenstein | RLB 56 A. Ayers |
| WR 12 S. Bailey | LCB 22 T. Johnson |
| WR 11 T. Austin | RCB 21 J. Jenkins |
| QB 5 N. Foles | FS 23 R. McLeod |
| RB 30 T. Gurley | SS 25 T. McDonald |

ST. LOUIS SUBSTITUTIONS:K 4 G.Zuerlein, P 6 J.Hekker, WR 15 B.Marquez, DB 20 L. Joyner, S 31 M. Alexander, RB 34 C. Reynolds, RB 36 B.Cunningham, S 38 C.Davis, RB 42 T. Watts, LS 44 J.McQuaide, TE 46 C. Harkey, CB 47 M. Roberson, TE 48 J. Cunningham, LB 50 C.Lynch, LB 53 D.Bates, LB 54 B.Hager, T 63 D. Williams, OL 65 D.Rhane, G 69 C. Wichmann, WR 83 B. Quick, DL 93 E. Westbrooks, DE 97, E.Sims, DT 98 N.Fairley

SCORING SUMMARY

| | | 1 | 2 | 3 | 4 | TOTAL | FIELD GOALS |
|----------------|------------------|----|---|---|---|-------|---------------------------|
| VISITOR | Cleveland Browns | 0 | 3 | 3 | 0 | 6 | T.Coons (25)(44) |
| HOME | St. Louis Rams | 10 | 0 | 7 | 7 | 24 | G.Zuerlein (39) 63WR 35WR |

| TEAM | Qtr | Clock Time | Play (Extra Point) (Drive Info) | Visitor | Home |
|--------|-----|------------|--|---------|------|
| Rams | 1 | 11:59 | R.McLeod 20 yd. fumble return (G.Zuerlein kick) | 0 | 7 |
| Rams | 1 | 7:33 | G.Zuerlein 39 yd. Field Goal (4-4, 1:42) | 0 | 10 |
| Browns | 2 | 14:05 | T.Coons 25 yd. Field Goal (14-73, 8:28) | 3 | 10 |
| Browns | 3 | 11:45 | T.Coons 44 yd. Field Goal (6-54, 3:15) | 6 | 10 |
| Rams | 3 | 2:14 | T.Gurley 1 yd. run (G.Zuerlein kick) (4-88, 1:55) | 6 | 17 |
| Rams | 4 | 8:11 | T.Gurley 16 yd. run (G.Zuerlein kick) (7-56, 4:06) | 6 | 24 |

FINAL TEAM STATISTICS

| | BROWNS | RAMS | | BROWNS | RAMS |
|-------------------------------------|----------|---------|------------------------------------|--------|---------|
| TOTAL FIRST DOWNS | 19 | 16 | FGs - PATs Had Blocked | 0-0 | 0-0 |
| By Rushing | 3 | 9 | Net Punting Average | 38.4 | 48.0 |
| By Passing | 12 | 5 | TOTAL RETURN YARDAGE | 4 | 15 |
| By Penalty | 4 | 2 | No. and Yards Punt Returns | 2-4 | 2-15 |
| THIRD DOWN EFFICIENCY | 3-12-25% | 1-9-11% | No. and Yards Kickoff Returns | 1-21 | 2-55 |
| FOURTH DOWN EFFICIENCY | 0-1-0% | 0-0-0% | No. and Yards Interception Returns | 0-0 | 0-0 |
| TOTAL NET YARDS | 364 | 308 | PENALTIES Number and Yards | 11-98 | 9-75 |
| Total Offensive Plays | 65 | 51 | FUMBLES Number and Lost | 4-4 | 1-1 |
| Average gain per offensive play | 5.6 | 6.0 | TOUCHDOWNS | 0 | 2 |
| NET YARDS RUSHING | 82 | 158 | Rushing | 0 | 2 |
| Total Rushing Plays | 24 | 26 | Passing | 0 | 0 |
| Average gain per rushing play | 3.4 | 6.1 | EXTRA POINTS Made-Attempts | 0-0 | 2-2 |
| Tackles for a loss-number and yards | 5-13 | 4-11 | Kicking Made-Attempts | 0-0 | 2-2 |
| NET YARDS PASSING | 282 | 150 | Passing Made-Attempts | 0-0 | 0-0 |
| Times thrown | 4-15 | 2-13 | FIELD GOALS Made-Attempts | 2-2 | 1-3 |
| Gross yards passing | 297 | 163 | RED ZONE EFFICIENCY | 0-1-0% | 2-3-67% |
| PASS ATTEMPTS-COMP-HAD INT | 37-30-0 | 23-15-0 | GOAL TO GO EFFICIENCY | 0-0-0% | 1-2-50% |
| Avg gain per pass play | 6.9 | 6.0 | SAFETIES | 0 | 0 |
| KICKOFFS Number-In End Zone-TBs | 3-2-1 | 5-5-4 | FINAL SCORE | 6 | 24 |
| PUNTS Number and Average | 5-45.4 | 5-48.8 | TIME OF POSSESSION | 35:53 | 24:27 |
| Had Blocked | 0 | 0 | | | |

FINAL INDIVIDUAL STATISTICS

CLEVELAND BROWNS

| RUSHING | ATT | YDS | AVG | LG | TD |
|--------------|-----------|-----------|------------|-----------|----------|
| R.Turbin | 5 | 30 | 6.0 | 22 | 0 |
| J.McCown | 4 | 21 | 5.3 | 9 | 0 |
| D.Johnson | 6 | 17 | 2.8 | 10 | 0 |
| I.Crowell | 8 | 9 | 1.1 | 9 | 0 |
| J.Manziel | 1 | 5 | 5.0 | 5 | 0 |
| Total | 24 | 82 | 3.4 | 22 | 0 |

| PASSING | ATT | CMP | YDS | SK/YD | TD | LG | IN |
|--------------|-----------|-----------|------------|-------------|----------|-----------|----------|
| J.McCown | 32 | 26 | 270 | 4/15 | 0 | 28 | 0 |
| J.Manziel | 5 | 4 | 27 | 0/0 | 0 | 13 | 0 |
| Total | 37 | 30 | 297 | 4/15 | 0 | 28 | 0 |

| RECEIVING | NO | YDS | AVG | LG | TD |
|--------------|-----------|------------|------------|-----------|----------|
| D.Johnson | 7 | 73 | 10.4 | 21 | 0 |
| G.Barnidge | 6 | 101 | 16.8 | 28 | 0 |
| T.Benjamin | 4 | 47 | 11.8 | 21 | 0 |
| T.Gabriel | 4 | 15 | 3.8 | 6 | 0 |
| B.Hartline | 3 | 22 | 7.3 | 13 | 0 |
| A.Hawkins | 2 | 21 | 10.5 | 19 | 0 |
| J.Dray | 2 | 10 | 5.0 | 5 | 0 |
| R.Turbin | 2 | 8 | 4.0 | 7 | 0 |
| Total | 30 | 297 | 9.9 | 28 | 0 |

| PUNTING | NO | YDS | AVG | NET | TB/I20 | LG |
|--------------|----------|------------|-------------|-------------|------------|-----------|
| A.Lee | 5 | 227 | 45.4 | 38.4 | 1/2 | 53 |
| Total | 5 | 227 | 45.4 | 38.4 | 1/2 | 53 |

| PUNT RETURNS | NO | YDS | AVG | FC | LG | TD |
|-----------------|----------|----------|------------|----------|----------|----------|
| T.Benjamin | 2 | 4 | 2.0 | 1 | 4 | 0 |
| [Downed] | 1 | 0 | 0.0 | 0 | 0 | 0 |
| [Out of Bounds] | 1 | 0 | 0.0 | 0 | 0 | 0 |
| Total | 2 | 4 | 2.0 | 1 | 4 | 0 |

| KICKOFF RETURNS | NO | YDS | AVG | FC | LG | TD |
|-----------------|----------|-----------|-------------|----------|-----------|----------|
| J.Gilbert | 1 | 21 | 21.0 | 0 | 21 | 0 |
| [Touchback] | 4 | 0 | 0.0 | 0 | 0 | 0 |
| Total | 1 | 21 | 21.0 | 0 | 21 | 0 |

ST. LOUIS RAMS

| RUSHING | ATT | YDS | AVG | LG | TD |
|--------------|-----------|------------|------------|-----------|----------|
| T.Gurley | 19 | 128 | 6.7 | 48 | 2 |
| T.Austin | 1 | 21 | 21.0 | 21 | 0 |
| B.Cunningham | 4 | 11 | 2.8 | 8 | 0 |
| N.Foles | 2 | -2 | -1.0 | -1 | 0 |
| Total | 26 | 158 | 6.1 | 48 | 2 |

| PASSING | ATT | CMP | YDS | SK/YD | TD | LG | IN |
|--------------|-----------|-----------|------------|-------------|----------|-----------|----------|
| N.Foles | 23 | 15 | 163 | 2/13 | 0 | 41 | 0 |
| Total | 23 | 15 | 163 | 2/13 | 0 | 41 | 0 |

| RECEIVING | NO | YDS | AVG | LG | TD |
|--------------|-----------|------------|-------------|-----------|----------|
| T.Austin | 4 | 43 | 10.8 | 20 | 0 |
| T.Gurley | 4 | 35 | 8.8 | 24 | 0 |
| J.Cook | 2 | 19 | 9.5 | 17 | 0 |
| B.Cunningham | 2 | 13 | 6.5 | 10 | 0 |
| K.Britt | 1 | 41 | 41.0 | 41 | 0 |
| S.Bailey | 1 | 8 | 8.0 | 8 | 0 |
| C.Harkey | 1 | 4 | 4.0 | 4 | 0 |
| Total | 15 | 163 | 10.9 | 41 | 0 |

| PUNTING | NO | YDS | AVG | NET | TB/I20 | LG |
|--------------|----------|------------|-------------|-------------|------------|-----------|
| J.Hekker | 5 | 244 | 48.8 | 48.0 | 0/3 | 56 |
| Total | 5 | 244 | 48.8 | 48.0 | 0/3 | 56 |

| PUNT RETURNS | NO | YDS | AVG | FC | LG | TD |
|--------------|----------|-----------|------------|----------|-----------|----------|
| T.Austin | 2 | 15 | 7.5 | 2 | 11 | 0 |
| [Touchback] | 1 | 0 | 0.0 | 0 | 0 | 0 |
| Total | 2 | 15 | 7.5 | 2 | 11 | 0 |

| KICKOFF RETURNS | NO | YDS | AVG | FC | LG | TD |
|-----------------|----------|-----------|-------------|----------|-----------|----------|
| S.Bailey | 1 | 28 | 28.0 | 0 | 28 | 0 |
| B.Cunningham | 1 | 27 | 27.0 | 0 | 21 | 0 |
| [Touchback] | 1 | 0 | 0.0 | 0 | 0 | 0 |
| Total | 2 | 55 | 27.5 | 0 | 28 | 0 |

DEFENSIVE STATISTICS (Based on coaches' film review)

| PLAYER | T | S | A | S-YDS | I-YDS | PD | FF | FR |
|---------------|----|----|---|-------|-------|----|----|----|
| M.Barron | 19 | 16 | 3 | 0-0 | 0-0 | 0 | 2 | 0 |
| T.J. McDonald | 8 | 6 | 2 | 0-0 | 0-0 | 0 | 1 | 0 |
| T.Johnson | 8 | 7 | 1 | 0-0 | 0-0 | 0 | 0 | 0 |
| J.Laurinatis | 8 | 6 | 2 | 0-0 | 0-0 | 0 | 0 | 0 |
| L.Joyner | 7 | 6 | 1 | 0-0 | 0-0 | 2 | 0 | 0 |
| N.Fairley | 5 | 3 | 2 | 0-0 | 0-0 | 0 | 0 | 1 |
| J.Jenkins | 5 | 4 | 1 | 0-0 | 0-0 | 2 | 1 | 0 |
| R.McLeod | 5 | 2 | 3 | 0-0 | 0-0 | 0 | 0 | 1 |
| A.Ayers | 4 | 3 | 1 | 0-0 | 0-0 | 1 | 0 | 1 |
| M.Brockers | 4 | 3 | 1 | 0-0 | 0-0 | 0 | 0 | 0 |

| PLAYER | T | S | A | S-YDS | I-YDS | PD | FF | FR |
|--------------|-----------|-----------|-----------|-------------|------------|----------|----------|----------|
| E.Sims | 4 | 3 | 1 | 0-0 | 0-0 | 0 | 0 | 1 |
| W.Hayes | 3 | 1 | 2 | 2-7 | 0-0 | 0 | 2 | 0 |
| A.Donald | 2 | 2 | 0 | 1-0 | 0-0 | 0 | 2 | 0 |
| E.Westbrooks | 2 | 1 | 1 | 1-8 | 0-0 | 0 | 0 | 0 |
| M.Roberson | 1 | 0 | 1 | 0-0 | 0-0 | 0 | 0 | 0 |
| Total | 86 | 64 | 22 | 3-15 | 0-0 | 5 | 8 | 4 |



WEATHER: Indoors - **ATTENDANCE:** 51,207 - **TIME:** 12:00 p.m.

San Francisco took the lead on the game's opening possession with a nine-play, 44 yard drive that ended with a K Phil Dawson 54-yard field goal. After exchanging a pair of punts, P Johnny Hekker placed a punt inside of the 20-yard line. An illegal block and an unsportsmanlike conduct penalty backed the 49ers deep into their own territory, forcing the drive to start from the 3. The St. Louis defense forced a negative play on both first and second down before finally getting to San Francisco in the end zone for a safety. LB James Laurinaitis and DT Michael Brockers penetrated the line and stuffed 49ers RB Mike Davis to give St. Louis its first points of the game. The Rams started with good field position and drove into 49ers territory on the ensuing drive before a fumble gave the ball back to San Francisco. Both defenses took over from there, holding the game at 3-2 until RB Todd Gurley scored the game's first touchdown with 10:35 remaining in the second. On the first play of the drive, Gurley exploded up the middle for the 71-yard touchdown. The Rams decided to go for the two point conversion and succeeded with a pass from QB Nick Foles to TE Jared Cook. After St. Louis forced a Niners three-and-out, the Rams extended the lead with a 38-yard field goal from Greg Zuerlein, making it 13-3. The 49ers responded with a field goal of their own on a drive that ate up five minutes late in the second quarter, but they left too much time on the clock, allowing the Rams one last shot. St. Louis got the ball back with just under two minutes and marched down the field in seven plays and capped off the drive with a WR Tavon Austin two yard touchdown run to the pylon. Leading 20-6 at the break, the Rams held the 49ers to just 76 total yards in the second half, shutting them down and holding them scoreless for the remainder of the game. A big play in the third quarter came when the 49ers recovered a fumble and returned it for a touchdown. However, a flag on the play nullified the score and gave the Rams the ball back, preventing the momentum shift. Later in the drive, San Francisco blocked Zuerlein's 40-yard field goal. With 10:09 remaining in the game, St. Louis tacked on one more touchdown with another explosive play, this time to Austin. On third-and-three from their own 34, Foles connected with Austin for a 66-yard touchdown, bringing the game to its final of 27-6.

STARTING LINEUPS

SAN FRANCISCO 49ERS

| | | | |
|----|-----------------|-----|----------------|
| TE | 89 V. McDonald | DB | 25 J. Ward |
| LT | 74 J. Staley | NT | 93 I. Williams |
| LG | 75 A. Boone | RDT | 92 Q. Dial |
| C | 66 M. Martin | OLB | 55 A. Brooks |
| RG | 65 J. Devey | ILB | 53 N. Nowman |
| RT | 71 E. Pears | ILB | 57 M. Wilhoite |
| TE | 85 V. Davis | OLB | 59 A. Lynch |
| WR | 82 T. Smith | LCB | 26 T. Brock |
| QB | 7 C. Kaepernick | RCB | 20 K. Acker |
| RB | 23 R. Bush | FS | 35 E. Reid |
| TE | 88 G. Celek | SS | 29 J. Tartt |

ST. LOUIS RAMS

| | | | |
|----|------------------|-----|-------------------|
| WR | 18 K. Britt | LDE | 95 W. Hayes |
| TE | 89 J. Cook | LDT | 99 A. Donald |
| LT | 73 G. Robinson | RDT | 90 M. Brockers |
| LG | 71 G. Reynolds | RDE | 94 R. Quinn |
| C | 61 T. Barnes | LLB | 26 M. Barron |
| RG | 68 J. Brown | MLB | 55 J. Laurinaitis |
| RT | 79 R. Havenstein | RLB | 56 A. Ayers |
| WR | 12 S. Bailey | LCB | 22 T. Johnson |
| WR | 11 T. Austin | RCB | 21 J. Jenkins |
| QB | 5 N. Foles | FS | 23 R. McLeod |
| RB | 30 T. Gurley | SS | 25 T. McDonald |

ST. LOUIS SUBSTITUTIONS:K 4 G.Zuerlein, P 6 J.Hekker, WR 15 B.Marquez, DB 20 L. Joyner, RB 27 T. Mason, S 31 M. Alexander, RB 34 C.Reynolds, RB 36 B.Cunningham, S 38 C.Davis, LS 44 J.McQuaide, TE 46 C. Harkey, CB 47 M. Roberson, LB 50 C.Lynch, LB 53 D.Bates, LB 54 B.Hager, T 63 D. Williams, T 64 A. Donnall, OL 65 D.Rhaney, WR 83 B. Quick, TE 83 L. Kendrick, DL 93 E. Westbrook, DE 97, E.Sims, DT 98 N.Fairley

SCORING SUMMARY

| | | 1 | 2 | 3 | 4 | TOTAL | FIELD GOALS |
|----------------|---------------------|---|----|---|---|-------|------------------------|
| VISITOR | San Francisco 49ers | 3 | 3 | 0 | 0 | 6 | P. Dawson (54) (26) |
| HOME | St. Louis Rams | 2 | 18 | 0 | 7 | 0 | G. Zuerlein (38) (40B) |

| TEAM | Qtr | Clock | | Play (Extra Point) (Drive Info) | Visitor | Home |
|-------|-----|-------|--|--|---------|------|
| | | Time | | | | |
| 49ers | 1 | 10:29 | | P. Dawson 54 yd. Field Goal (9-44, 4:31) | 3 | 0 |
| Rams | 1 | 4:24 | | M. Davis tackled in end zone by J. Laurinaitis for a Safety | 3 | 2 |
| Rams | 2 | 10:25 | | T. Gurley 71 yd. run (N. Foles-J.Cook pass) (1-71, 0:10) | 3 | 10 |
| Rams | 2 | 6:52 | | G. Zuerlein 38 yd. Field Goal (6-19, 2:13) | 3 | 13 |
| 49ers | 2 | 1:53 | | P. Dawson 26 yd. Field Goal (12-73, 4:59) | 6 | 13 |
| Rams | 2 | 0:18 | | T. Austin 2 yd. run (G. Zuerlein kick) (7-80, 1:35) | 6 | 20 |
| Rams | 4 | 8:34 | | T. Austin 66 yd. pass from N. Foles (G.Zuerlein kick) (3-73, 1:35) | 6 | 27 |

FINAL TEAM STATISTICS

| | 49ERS | RAMS | | 49ERS | RAMS |
|-------------------------------------|----------|---------|------------------------------------|--------|----------|
| TOTAL FIRST DOWNS | 11 | 13 | FGs - PATs Had Blocked | 0-0 | 1-0 |
| By Rushing | 1 | 7 | Net Punting Average | 44.1 | 49.1 |
| By Passing | 8 | 5 | TOTAL RETURN YARDAGE | 38 | -1 |
| By Penalty | 2 | 4 | No. and Yards Punt Returns | 5-38 | 3--1 |
| THIRD DOWN EFFICIENCY | 3-17-18% | 1-12-8% | No. and Yards Kickoff Returns | 2-49 | 2-19 |
| FOURTH DOWN EFFICIENCY | 0-1-0% | 0-0-0% | No. and Yards Interception Returns | 0-0 | 0-0 |
| TOTAL NET YARDS | 189 | 388 | PENALTIES Number and Yards | 13-93 | 12-93 |
| Total Offensive Plays | 65 | 64 | FUMBLES Number and Lost | 0-0 | 1-1 |
| Average gain per offensive play | 2.9 | 6.1 | TOUCHDOWNS | 0 | 3 |
| NET YARDS RUSHING | 38 | 197 | Rushing | 0 | 2 |
| Total Rushing Plays | 21 | 41 | Passing | 0 | 1 |
| Average gain per rushing play | 1.8 | 4.8 | EXTRA POINTS Made-Attempts | 0-0 | 3-3 |
| Tackles for a loss-number and yards | 6-9 | 3-8 | Kicking Made-Attempts | 0-0 | 2-2 |
| NET YARDS PASSING | 151 | 191 | Passing Made-Attempts | 0-0 | 1-1 |
| Times thrown | 3-11 | 0-0 | FIELD GOALS Made-Attempts | 2-2 | 1-2 |
| Gross yards passing | 162 | 191 | RED ZONE EFFICIENCY | 0-1-0% | 1-1-100% |
| PASS ATTEMPTS-COMP-HAD INT | 41-20-0 | 23-14-0 | GOAL TO GO EFFICIENCY | 0-1-0% | 1-1-100% |
| Avg gain per pass play | 3.4 | 8.3 | SAFETIES | 0 | 1 |
| KICKOFFS Number-In End Zone-TBs | 4-2-2 | 5-5-3 | FINAL SCORE | 6 | 27 |
| PUNTS Number and Average | 10-46.0 | 8-54.5 | TIME OF POSSESSION | 28:02 | 31:58 |
| Had Blocked | 0 | 0 | | | |

FINAL INDIVIDUAL STATISTICS

| SAN FRANCISCO 49ERS | | | | | | | ST. LOUIS RAMS | | | | | | | |
|------------------------|-----------|------------|-------------|-------------|------------|-----------|------------------------|-----------|------------|-------------|-------------|------------|-----------|----------|
| RUSHING | | | | | | | RUSHING | | | | | | | |
| C. Kaepernick | 6 | 28 | 4.7 | 9 | 0 | 0 | T. Gurley | 20 | 133 | 6.7 | 71 | 1 | 0 | |
| K. Gaskins | 5 | 6 | 1.2 | 3 | 0 | 0 | T. Mason | 15 | 46 | 3.1 | 9 | 0 | 0 | |
| M. Davis | 10 | 4 | 0.4 | 5 | 0 | 0 | T. Austin | 3 | 21 | 7.0 | 13 | 1 | 0 | |
| | | | | | | | N. Foles | 3 | -3 | -1.0 | -1 | 0 | 0 | |
| Total | 21 | 38 | 1.8 | 9 | 0 | 0 | Total | 41 | 197 | 4.8 | 71 | 2 | 0 | |
| PASSING | | | | | | | PASSING | | | | | | | |
| C. Kaepernick | 41 | 20 | 162 | 3/11 | 0 | 33 | N. Foles | 23 | 14 | 191 | 0/0 | 1 | 66 | 0 |
| Total | 41 | 20 | 162 | 3/11 | 0 | 33 | Total | 23 | 14 | 191 | 0/0 | 1 | 66 | 0 |
| RECEIVING | | | | | | | RECEIVING | | | | | | | |
| V. Davis | 6 | 24 | 4.0 | 11 | 0 | 0 | T. Austin | 4 | 98 | 24.5 | 66 | 1 | 0 | |
| T. Simpson | 3 | 34 | 11.3 | 16 | 0 | 0 | T. Gurley | 3 | 13 | 4.3 | 15 | 0 | 0 | |
| Q. Patton | 2 | 33 | 16.5 | 33 | 0 | 0 | J. Cook | 2 | 57 | 28.5 | 49 | 0 | 0 | |
| T. Smith | 2 | 19 | 9.5 | 11 | 0 | 0 | L. Kendricks | 2 | 7 | 3.5 | 4 | 0 | 0 | |
| K. Gaskins | 2 | 17 | 8.5 | 9 | 0 | 0 | T. Mason | 1 | 6 | 6.0 | 6 | 0 | 0 | |
| M. Davis | 2 | 14 | 7.0 | 11 | 0 | 0 | B. Marquez | 1 | 5 | 5.0 | 5 | 0 | 0 | |
| B. Ellington | 2 | 8 | 4.0 | 4 | 0 | 0 | B. Quick | 1 | 5 | 5.0 | 5 | 0 | 0 | |
| V. McDonald | 1 | 13 | 13.0 | 13 | 0 | 0 | | | | | | | | |
| Total | 20 | 162 | 8.1 | 33 | 0 | 0 | Total | 14 | 191 | 13.6 | 66 | 1 | 0 | |
| INTERCEPTIONS | | | | | | | INTERCEPTIONS | | | | | | | |
| Total | 0 | 0 | 0 | 0 | 0 | 0 | Total | 0 | 0 | 0.0 | 0 | 0 | 0 | |
| PUNTING | | | | | | | PUNTING | | | | | | | |
| B. Pinion | 9 | 412 | 45.8 | 43.8 | 1/3 | 60 | J. Heckkeer | 8 | 436 | 54.5 | 49.8 | 0/4 | 60 | |
| P. Dawson | 1 | 48 | 48.0 | 47.0 | 0/0 | 48 | | | | | | | | |
| Total | 10 | 460 | 46.0 | 44.1 | 1/3 | 60 | Total | 8 | 436 | 54.5 | 49.8 | 0/4 | 60 | |
| PUNT RETURNS | | | | | | | PUNT RETURNS | | | | | | | |
| B. Ellington | 4 | 38 | 9.5 | 1 | 27 | 0 | T. Austin | 3 | -1 | -0.3 | 1 | 2 | 0 | |
| R. Bush | 1 | 0 | 0.0 | 0 | 0 | 0 | [DOWNED] | 4 | 0 | 0.0 | 0 | 0 | | |
| [DOWNED] | 1 | 0 | 0.0 | 0 | 0 | 0 | [OUT OF BOUNDS] | 1 | 0 | 0.0 | 0 | 0 | | |
| [OUT OF BOUNDS] | 1 | 0 | 0.0 | 0 | 0 | 0 | [TOUCHBACK] | 1 | 0 | 0.0 | 0 | 0 | | |
| Total | 5 | 38 | 7.6 | 1 | 27 | 0 | Total | 3 | -1 | -0.3 | 1 | 2 | | |
| KICKOFF RETURNS | | | | | | | KICKOFF RETURNS | | | | | | | |
| B. Ellington | 2 | 49 | 24.5 | 0 | 30 | 0 | B. Cunningham | 1 | 13 | 13.0 | 0 | 13 | 0 | |
| [TOUCHBACK] | 3 | 0 | 0.0 | 0 | 0 | 0 | T. Austin | 1 | 6 | 6.0 | 0 | 6 | 0 | |
| Total | 2 | 49 | 24.5 | 0 | 30 | 0 | [TOUCHBACK] | 2 | 0 | 0.0 | 0 | 0 | | |
| | | | | | | | Total | 2 | 19 | 9.5 | 0 | 13 | 0 | |

DEFENSIVE STATISTICS (Based on coaches' film review)

| PLAYER | T | S | A | S-YDS | I-YDS | PD | FF | FR | PLAYER | T | S | A | S-YDS | I-YDS | PD | FF | FR |
|----------------|----|----|---|-------|-------|----|----|----|--------------|-----------|-----------|-----------|-------------|------------|-----------|----------|----------|
| M. Barron | 11 | 10 | 1 | 0-0 | 0-0 | 1 | 0 | 0 | J. Jenkins | 3 | 3 | 0 | 0-0 | 0-0 | 2 | 0 | 0 |
| M. Brockers | 6 | 4 | 2 | 1-3 | 0-0 | 0 | 0 | 0 | M. Alexander | 3 | 2 | 1 | 0-0 | 0-0 | 0 | 0 | 0 |
| N. Fairley | 6 | 2 | 4 | 0-0 | 0-0 | 1 | 0 | 0 | R. Quinn | 2 | 2 | 0 | 1-5 | 0-0 | 2 | 0 | 0 |
| L. Joyner | 5 | 4 | 1 | 0-0 | 0-0 | 0 | 0 | 0 | E. Westbrook | 2 | 0 | 2 | 1-3 | 0-0 | 0 | 0 | 0 |
| J. Laurinaitis | 5 | 4 | 1 | 0-0 | 0-0 | 0 | 0 | 0 | R. McLeod | 2 | 0 | 2 | 0-0 | 0-0 | 0 | 0 | 0 |
| T. Johnson | 5 | 4 | 1 | 0-0 | 0-0 | 1 | 0 | 0 | E. Sims | 1 | 0 | 1 | 0-0 | 0-0 | 1 | 0 | 0 |
| A. Donald | 4 | 4 | 0 | 0-0 | 0-0 | 0 | 0 | 0 | M. Roberson | 1 | 0 | 1 | 0-0 | 0-0 | 0 | 0 | 0 |
| W. Hayes | 4 | 2 | 2 | 0-0 | 0-0 | 0 | 0 | 0 | | | | | | | | | |
| A. Ayers | 4 | 1 | 3 | 0-0 | 0-0 | 3 | 0 | 0 | | | | | | | | | |
| T. J. McDonald | 4 | 3 | 1 | 0-0 | 0-0 | 0 | 0 | 0 | Total | 68 | 45 | 23 | 3-11 | 0-0 | 10 | 3 | 0 |



WEATHER: Sunny, 51° - **ATTENDANCE:** 52,406 - **TIME:** 12:02 p.m.

The St. Louis Rams overcame an early 10-point deficit to take the lead against the Minnesota Vikings, but a 40-yard overtime field goal by K Blair Walsh put the game away for the Vikings, dropping the Rams to 4-4. The Vikings scored on each of their first two possessions of the game to open up the lead, starting with a 34-yard field goal on their first drive of the game. On their following possession, Minnesota drove six plays and 80 yards before RB Adrian Peterson capped off the drive with a 6-yard touchdown run to put the Vikings up, 10-0. After coming up empty on their first two series of the game, the Rams put together an 80-yard touchdown drive to get on the board. RB Todd Gurley put the finishing touch on the drive with a 1-yard touchdown run that was set up by a 55-yard catch by WR Kenny Britt. St. Louis decided to go for two, but the run was stopped by the Vikings defense to hold it to 10-6. The touchdown was the first of four straight scoring drives the Rams put together to end the half. On their next drive, K Greg Zuerlein converted a 61-yard field goal that made it 10-9. The kick set a franchise record and is the longest field goal in the NFL this season. On their next drive, the Rams offense put together a 12-play, 57-yard scoring drive. This time, Zuerlein nailed a 35 yarder that gave St. Louis its first lead of the ballgame. A quick Minnesota possession ended with a punt that gave the Rams the ball back with just under two minutes remaining in the first half. St. Louis capitalized on the opportunity and drove 58 yards to set up Zuerlein for another field goal, this time from 45 yards as time expired in the opening half. CB Trumaine Johnson got the second half started when he picked off QB Teddy Bridgewater in the end zone for his third interception of the season. The Vikings minimized the damage by forcing a three-and-out and started their next drive in good field position and regained the lead on a 6-yard run by Bridgewater. Minnesota went for two and converted, pushing the lead to a field goal at 18-15 with 8:39 remaining in the third. The game turned into a stalemate with both teams holding each other scoreless over the remainder of the half until it was Zuerlein once again who tied the game up at 18-18. With 17 seconds remaining in the game, he converted from 53 yards out for his fourth field goal of the game to send it to overtime. Minnesota won the toss and elected to take the wind rather than the ball. After a Rams punt to start the extra frame, Minnesota had good field position and drove 29 yards to get into field goal range, setting up Walsh for the overtime winner that gave the Vikings a 21-18 victory.

STARTING LINEUPS

ST. LOUIS RAMS

| | | | |
|----|-----------------|-----|-------------------|
| WR | 18 K. Britt | LDE | 95 W. Hayes |
| TE | 89 J. Cook | LDT | 99 A. Donald |
| LT | 73 G. Robinson | RDT | 90 M. Brockers |
| LG | 64 A. Donnal | RDE | 97 E. Sims |
| C | 61 T. Barnes | LLB | 26 M. Barron |
| RG | 71 G. Reynolds | MLB | 55 J. Laurinaitis |
| RT | 68 J. Brown | RLB | 56 A. Ayers |
| TE | 88 L. Kendricks | LCB | 22 T. Johnson |
| WR | 11 T. Austin | RCB | 21 J. Jenkins |
| QB | 5 N. Foles | FS | 23 R. McLeod |
| RB | 30 T. Gurley | SS | 31 M. Alexander |

MINNESOTA VIKINGS

| | | | |
|----|------------------|-----|----------------|
| WR | 14 S. Diggs | LE | 96 B. Robison |
| LT | 75 M. Kalil | DT | 92 T. Johnson |
| LG | 63 B. Fusco | NT | 98 L. Joseph |
| C | 61 J. Berger | RE | 97 E. Griffen |
| RG | 79 M. Harris | WLB | 52 C. Greenway |
| RT | 68 T. Clemmings | MLB | 57 A. Cole |
| TE | 82 K. Rudolph | SLB | 55 A. Barr |
| WR | 11 M. Wallace | LCB | 23 T. Newman |
| QB | 5 T. Bridgewater | RCB | 29 X. Rhodes |
| TE | 85 R. Ellison | SS | 34 A. Sendejo |
| HB | 28 A. Peterson | FS | 22 H. Smith |

ST. LOUIS SUBSTITUTIONS: K 4 G.Zuerlein, P 6 J.Hekker, WR 12 S. Bailey, WR 15 B.Marquez, DB 20 L. Joyner, RB 27 T. Mason, B.Cunningham, DB 37 C. Bryant, S 38 C.Davis, LS 44 J.McQuaide, TE 46 C. Harkey, CB 47 M. Roberson, TE 48 J. Cunningham, LB 50 C.Lynch, LB 53 D.Bates, LB 54 B.Hager, T 63 D. Williams, OL 65 D.Rhaney, G 69 C. Wichmann, WR 83 B. Quick, DL 93 E. Westbrooks, DE 96 M. Longacre, DT 98 N.Fairley

SCORING SUMMARY

| | | 1 | 2 | 3 | 4 | OT | TOTAL | FIELD GOALS |
|----------------|-------------------|----|---|---|---|----|-------|-------------------------------------|
| VISITOR | St. Louis Rams | 6 | 9 | 0 | 3 | 0 | 18 | G.Zuerlein (61) (35) (45) 48WR (53) |
| HOME | Minnesota Vikings | 10 | 0 | 8 | 0 | 3 | 21 | B. Walsh (34) (40) |

| TEAM | Qtr | Clock Time | Play (Extra Point) (Drive Info) | Visitor | Home |
|---------|-----|------------|--|---------|------|
| Vikings | 1 | 10:19 | B. Walsh 34 yd. Field Goal (8-30, 3:36) | 0 | 3 |
| Vikings | 1 | 5:24 | A. Peterson 6 yd run (B. Walsh kick) (6-80, 3:32) | 0 | 10 |
| Rams | 1 | 1:09 | T. Gurley 1 yd. run (run failed) (8-80, 4:15) | 6 | 10 |
| Rams | 2 | 10:55 | G. Zuerlein 61 yd. Field Goal (6-22, 2:20) | 9 | 10 |
| Rams | 2 | 3:23 | G. Zuerlein 35 yd. Field Goal (12-57, 5:47) | 12 | 10 |
| Rams | 2 | 0:00 | G. Zuerlein 45 yd. Field Goal (8-58, 1:45) | 15 | 10 |
| Vikings | 3 | 8:39 | T. Bridgewater 6 yd. run (T. Bridgewater run) (6-60, 3:20) | 15 | 18 |
| Rams | 4 | 0:12 | G. Zuerlein 53 yd. Field Goal (5-26, 1:02) | 18 | 18 |
| Vikings | 5 | 9:20 | B. Walsh 40 yd. Field Goal (7-29, 3:59) | 18 | 21 |

FINAL TEAM STATISTICS

| | RAMS | | VIKINGS | | | RAMS | | VIKINGS | |
|-------------------------------------|----------|--|----------|--|------------------------------------|----------|--|----------|--|
| TOTAL FIRST DOWNS | 18 | | 21 | | FGs - PATs Had Blocked | 0-0 | | 0-0 | |
| By Rushing | 10 | | 9 | | Net Punting Average | 41.5 | | 35.9 | |
| By Passing | 5 | | 6 | | TOTAL RETURN YARDAGE | 27 | | 40 | |
| By Penalty | 3 | | 6 | | No. and Yards Punt Returns | 4-27 | | 4-40 | |
| THIRD DOWN EFFICIENCY | 2-16-13% | | 3-13-23% | | No. and Yards Kickoff Returns | 0-0 | | 4-96 | |
| FOURTH DOWN EFFICIENCY | 1-1-100% | | 0-0-0% | | No. and Yards Interception Returns | 1-0 | | 0-0 | |
| TOTAL NET YARDS | 320 | | 293 | | PENALTIES Number and Yards | 12-87 | | 6-67 | |
| Total Offensive Plays | 70 | | 63 | | FUMBLES Number and Lost | 0-0 | | 2-0 | |
| Average gain per offensive play | 4.6 | | 4.7 | | TOUCHDOWNS | 1 | | 2 | |
| NET YARDS RUSHING | 160 | | 145 | | Rushing | 1 | | 2 | |
| Total Rushing Plays | 36 | | 35 | | Passing | 0 | | 0 | |
| Average gain per rushing play | 4.4 | | 4.1 | | EXTRA POINTS Made-Attempts | 0-1 | | 2-2 | |
| Tackles for a loss-number and yards | 6-12 | | 5-6 | | Kicking Made-Attempts | 0-0 | | 1-1 | |
| NET YARDS PASSING | 160 | | 148 | | Rushing Made-Attempts | 0-1 | | 1-1 | |
| Times thrown | 1-8 | | 1-11 | | FIELD GOALS Made-Attempts | 4-5 | | 2-2 | |
| Gross yards passing | 168 | | 159 | | RED ZONE EFFICIENCY | 1-2-50% | | 2-3-67% | |
| PASS ATTEMPTS-COMP-HAD INT | 33-18-0 | | 27-15-1 | | GOAL TO GO EFFICIENCY | 1-1-100% | | 1-1-100% | |
| Avg gain per pass play | 4.7 | | 5.3 | | SAFETIES | 0 | | 0 | |
| KICKOFFS Number-In End Zone-TBs | 5-2-1 | | 5-5-5 | | FINAL SCORE | 18 | | 21 | |
| PUNTS Number and Average | 8-46.5 | | 8-41.8 | | TIME OF POSSESSION | 32:27 | | 33:13 | |
| Had Blocked | 0 | | 0 | | | | | | |

FINAL INDIVIDUAL STATISTICS

ST. LOUIS RAMS

| RUSHING | | | | | | |
|--------------|-----------|------------|------------|-----------|----------|--|
| | ATT | YDS | AVG | LG | TD | |
| T. Gurley | 24 | 89 | 3.7 | 16 | 1 | |
| T. Austin | 8 | 66 | 8.3 | 22 | 0 | |
| T. Mason | 3 | 3 | 1.0 | 2 | 0 | |
| N. Foles | 1 | 2 | 2.0 | 2 | 0 | |
| Total | 36 | 160 | 4.4 | 22 | 1 | |

| PASSING | | | | | | |
|--------------|-----------|-----------|------------|------------|----------|-----------|
| | ATT | CMP | YDS | SK/YD | TD | LG |
| N. Foles | 33 | 18 | 168 | 1/4 | 0 | 55 |
| Total | 33 | 18 | 168 | 1/4 | 0 | 55 |

| RECEIVING | | | | | | |
|--------------|-----------|------------|------------|-----------|----------|--|
| | NO | YDS | AVG | LG | TD | |
| T. Austin | 4 | 15 | 3.8 | 10 | 0 | |
| K. Britt | 3 | 87 | 29.0 | 55 | 0 | |
| T. Gurley | 3 | 20 | 6.7 | 11 | 0 | |
| L. Kendricks | 2 | 25 | 12.5 | 20 | 0 | |
| S. Bailey | 2 | 13 | 6.5 | 10 | 0 | |
| J. Cook | 1 | 10 | 10.0 | 10 | 0 | |
| B. Marquez | 1 | 3 | 3.0 | 3 | 0 | |
| B. Quick | 1 | -1 | -1.0 | -1 | 0 | |
| T. Mason | 1 | -4 | -4.0 | -4 | 0 | |
| Total | 18 | 168 | 9.3 | 55 | 0 | |

| INTERCEPTIONS | | | | | | |
|---------------|----------|----------|------------|----------|----------|--|
| | NO | YDS | AVG | LG | TD | |
| T. Johnson | 1 | 0 | 0.0 | 0 | 0 | |
| Total | 1 | 0 | 0.0 | 0 | 0 | |

| PUNTING | | | | | | |
|--------------|----------|------------|-------------|-------------|------------|-----------|
| | NO | YDS | AVG | NET | TB/120 | LG |
| J. Hekker | 8 | 372 | 46.5 | 41.5 | 0/2 | 63 |
| Total | 8 | 372 | 46.5 | 41.5 | 0/2 | 63 |

| PUNT RETURNS | | | | | | |
|-----------------|----------|-----------|------------|----------|-----------|----------|
| | NO | YDS | AVG | FC | LG | TD |
| T. Austin | 4 | 27 | 6.8 | 0 | 12 | 0 |
| [DOWNED] | 2 | 0 | 0.0 | 0 | 0 | 0 |
| [OUT OF BOUNDS] | 1 | 0 | 0.0 | 0 | 0 | 0 |
| [TOUCHBACK] | 1 | 0 | 0.0 | 0 | 0 | 0 |
| Total | 4 | 27 | 6.8 | 0 | 12 | 0 |

| KICKOFF RETURNS | | | | | | |
|-----------------|----------|----------|------------|----------|----------|----------|
| | NO | YDS | AVG | FC | LG | TD |
| [TOUCHBACK] | 5 | 0 | 0.0 | 0 | 0 | 0 |
| Total | 0 | 0 | 0.0 | 0 | 0 | 0 |

MINNESOTA VIKINGS

| RUSHING | | | | | | |
|----------------|-----------|------------|------------|-----------|----------|--|
| | ATT | YDS | AVG | LG | TD | |
| A. Peterson | 29 | 125 | 4.3 | 15 | 1 | |
| T. Bridgewater | 3 | 17 | 5.7 | 6 | 1 | |
| M. Asiata | 2 | 4 | 2.0 | 2 | 0 | |
| S. Hill | 1 | -1 | -1.0 | -1 | 0 | |
| Total | 35 | 145 | 4.1 | 15 | 2 | |

| PASSING | | | | | | |
|----------------|-----------|-----------|------------|-------------|----------|-----------|
| | ATT | CMP | YDS | SK/YD | TD | LG |
| T. Bridgewater | 21 | 13 | 144 | 0/0 | 0 | 30 |
| S. Hill | 6 | 2 | 15 | 1/11 | 0 | 9 |
| Total | 27 | 15 | 159 | 1/11 | 0 | 30 |

| RECEIVING | | | | | | |
|--------------|-----------|------------|-------------|-----------|----------|--|
| | NO | YDS | AVG | LG | TD | |
| S. Diggs | 3 | 42 | 14.0 | 30 | 0 | |
| K. Rudolph | 2 | 30 | 15.0 | 15 | 0 | |
| A. Peterson | 2 | 18 | 9.0 | 9 | 0 | |
| R. Ellison | 2 | 11 | 5.5 | 6 | 0 | |
| J. McKinnon | 2 | 11 | 5.5 | 9 | 0 | |
| C. Johnson | 1 | 25 | 25.0 | 25 | 0 | |
| J. Wright | 1 | 12 | 12.0 | 12 | 0 | |
| M. Pruitt | 1 | 6 | 6.0 | 6 | 0 | |
| M. Wallace | 1 | 4 | 4.0 | 4 | 0 | |
| Total | 15 | 159 | 10.6 | 30 | 0 | |

| INTERCEPTIONS | | | | | | |
|---------------|----------|----------|------------|----------|----------|--|
| | NO | YDS | AVG | LG | TD | |
| Total | 0 | 0 | 0.0 | 0 | 0 | |

| PUNTING | | | | | | |
|--------------|----------|------------|-------------|-------------|------------|-----------|
| | NO | YDS | AVG | NET | TB/120 | LG |
| J. Locke | 8 | 334 | 41.8 | 35.9 | 1/1 | 61 |
| Total | 8 | 334 | 41.8 | 35.9 | 1/1 | 61 |

| PUNT RETURNS | | | | | | |
|--------------|----------|-----------|-------------|----------|-----------|----------|
| | NO | YDS | AVG | FC | LG | TD |
| M. Sherels | 4 | 40 | 10.0 | 1 | 26 | 1 |
| [DOWNED] | 3 | 0 | 0.0 | 0 | 0 | 0 |
| Total | 4 | 40 | 10.0 | 1 | 26 | 0 |

| KICKOFF RETURNS | | | | | | |
|-----------------|----------|-----------|-------------|----------|-----------|----------|
| | NO | YDS | AVG | FC | LG | TD |
| C. Patterson | 3 | 75 | 25.0 | 0 | 42 | 0 |
| M. Sherels | 1 | 21 | 21.0 | 0 | 21 | 0 |
| Total | 4 | 96 | 24.0 | 0 | 42 | 0 |

DEFENSIVE STATISTICS (Based on coaches' film review)

| PLAYER | T | S | A | S-YDS | I-YDS | PD | FF | FR |
|----------------|---|---|---|-------|-------|----|----|----|
| A. Ayers | 9 | 6 | 3 | 0-0 | 0-0 | 0 | 1 | 0 |
| J. Laurinaitis | 9 | 8 | 1 | 0-0 | 0-0 | 0 | 0 | 0 |
| N. Fairley | 8 | 2 | 6 | 0-0 | 0-0 | 0 | 0 | 0 |
| R. McLeod | 8 | 8 | 0 | 0-0 | 0-0 | 0 | 0 | 0 |
| M. Barron | 8 | 7 | 1 | 0-0 | 0-0 | 0 | 0 | 0 |
| J. Jenkins | 5 | 5 | 0 | 0-0 | 0-0 | 1 | 0 | 0 |
| M. Longacre | 5 | 4 | 1 | 0-0 | 0-0 | 0 | 0 | 0 |
| M. Alexander | 4 | 2 | 2 | 1-11 | 0-0 | 0 | 0 | 0 |
| W. Hayes | 4 | 3 | 1 | 0-0 | 0-0 | 0 | 0 | 0 |
| M. Brockers | 4 | 4 | 0 | 0-0 | 0-0 | 0 | 0 | 0 |

| PLAYER | T | S | A | S-YDS | I-YDS | PD | FF | FR |
|---------------|-----------|-----------|-----------|-------------|------------|----------|----------|----------|
| E. Sims | 4 | 1 | 3 | 0-0 | 0-0 | 0 | 0 | 0 |
| A. Donald | 4 | 3 | 1 | 0-0 | 0-0 | 0 | 0 | 0 |
| L. Joyner | 3 | 1 | 2 | 0-0 | 0-0 | 0 | 0 | 0 |
| T. Johnson | 3 | 3 | 0 | 0-0 | 1-0 | 0 | 0 | 0 |
| E. Westbrooks | 2 | 1 | 1 | 0-0 | 0-0 | 0 | 0 | 0 |
| Total | 80 | 58 | 22 | 1-11 | 1-0 | 1 | 1 | 0 |



LAST WEEK'S GAMEBOOK



National Football League Game Summary

NFL Copyright © 2015 by The National Football League. All rights reserved. This summary and play-by-play is for the express purpose of assisting media in their coverage of the game; any other use of this material is prohibited without the written permission of the National Football League. Updated: 11/9/2015

Date: Sunday, 11/8/2015

St. Louis Rams at Minnesota Vikings
at TCF Bank Stadium, Minneapolis, MN

Start Time: 12:02 PM CST

Game Day Weather

Game Weather: Sunny

Temp: 51° F (10.6° C) Wind: South 14 mph, Gusting to 26 mph

Played Outdoors on Turf: Field Turf

Outdoor Weather: Sunny,

Officials

Referee: Torbert, Ronald (62)
Line Judge: Steinkerchner, Mark (84)
Back Judge: Yette, Greg (38)

Umpire: Paganelli, Carl (124)
Side Judge: Edwards, Scott (3)
Replay Official: Spysma, Bill ()

Head Linesman: Howey, Jim (37)
Field Judge: Santi, Aaron (50)

Lineups

St. Louis Rams

| Offense | | Defense | |
|---------|-------------|---------|---------------|
| WR 18 | K.Britt | LDE 95 | W.Hayes |
| TE 89 | J.Cook | LDT 99 | A.Donald |
| LT 73 | G.Robinson | RDT 90 | M.Brockers |
| LG 64 | A.Donnal | RDE 97 | E.Sims |
| C 61 | T.Barnes | MLB 55 | J.Laurinaitis |
| RG 68 | J.Brown | LLB 26 | M.Barron |
| RT 71 | G.Reynolds | RLB 56 | A.Ayers |
| WR 88 | L.Kendricks | LCB 22 | T.Johnson |
| WR 11 | T.Austin | RCB 21 | J.Jenkins |
| QB 5 | N.Foles | FS 23 | R.McLeod |
| RB 30 | T.Gurley | SS 31 | M.Alexander |

Minnesota Vikings

| Offense | | Defense | |
|---------|---------------|---------|------------|
| WR 14 | S.Diggs | LE 96 | B.Robison |
| LT 75 | M.Kalil | DT 92 | T.Johnson |
| LG 63 | B.Fusco | NT 98 | L.Joseph |
| C 61 | J.Berger | RE 97 | E.Griffen |
| RG 79 | M.Harris | WLB 52 | C.Greenway |
| RT 68 | T.Clemmings | MLB 57 | A.Cole |
| TE 82 | K.Rudolph | SLB 55 | A.Barr |
| WR 11 | M.Wallace | LCB 23 | T.Newman |
| QB 5 | T.Bridgewater | RCB 29 | X.Rhodes |
| TE 85 | R.Ellison | SS 34 | A.Sendejo |
| HB 28 | A.Peterson | FS 22 | H.Smith |

Substitutions

K 4 G.Zuerlein, P 6 J.Hekker, WR 12 S.Bailey, WR 15 B.Marquez, DB 20 L.Joyner, RB 27 T.Mason, RB 36 B.Cunningham, DB 37 C.Bryant, S 38 C.Davis, LS 44 J.McQuaide, TE 46 C.Harkey, CB 47 M.Roberson, TE 48 J.Cunningham, LB 50 C.Lynch, LB 53 D.Bates, LB 54 B.Hager, T 63 D.Williams, C/G 65 D.Rhaney, G 69 C.Wichmann, WR 83 B.Quick, DL 93 E.Westbrooks, DE 96 M.Longacre, DT 98 N.Fairley

Substitutions

K 3 B.Walsh, WR 12 C.Johnson, QB 13 S.Hill, WR 17 J.Wright, P 18 J.Locke, WR 19 A.Thielen, CB 24 C.Munnerlyn, CB 26 T.Waynes, RB 31 J.McKinnon, S 32 A.Exum, CB 35 M.Sherels, S 36 R.Blanton, RB 44 M.Asiata, LS 47 K.McDermott, FB 48 Z.Line, LB 51 E.Robinson, LB 58 B.Watts, G 67 Z.Kerin, DT 72 K.Ellis, T 74 A.Shepherd, TE 83 M.Pruitt, WR 84 C.Patterson, DE 95 S.Crichton, DE 99 D.Hunter

Did Not Play

QB 17 C.Keenum

Did Not Play

Not Active

QB 14 S.Mannion, S 25 T.McDonald, RB 34 C.Reynolds, T 79 R.Havenstein, DE 91 C.Long, DE 92 D.Worthington, DE 94 R.Quinn

Not Active

QB 6 T.Heinicke, LB 54 E.Kendricks, C 62 N.Easton, DT 73 S.Floyd, T 78 J.Sirles, TE 86 C.Ford, DE 94 J.Trattou

Field Goals (made () & missed)

| Player | Attempts | Made | Missed | Yards | Player | Attempts | Made | Missed | Yards |
|------------|-------------------|------|--------|-------|---------|----------|------|--------|-------|
| G.Zuerlein | (61) | (35) | (45) | 48 | B.Walsh | (34) | (40) | | |
| | | | | | | | | | |
| VISITOR: | St. Louis Rams | 6 | 9 | 0 | 3 | 0 | 18 | | |
| HOME: | Minnesota Vikings | 10 | 0 | 8 | 0 | 3 | 21 | | |

Scoring Plays

| Team | Qtr | Time | Play Description (Extra Point) (Drive Info) | Visitor | Home |
|---------|-----|-------|--|---------|------|
| Vikings | 1 | 10:19 | B.Walsh 34 yd. Field Goal (8-30, 3:36) | 0 | 3 |
| Vikings | 1 | 5:24 | A.Peterson 6 yd. run (B.Walsh kick) (6-80, 3:32) | 0 | 10 |
| Rams | 1 | 1:09 | T.Gurley 1 yd. run (run failed) (8-80, 4:15) | 6 | 10 |
| Rams | 2 | 10:55 | G.Zuerlein 61 yd. Field Goal (6-22, 2:20) | 9 | 10 |
| Rams | 2 | 3:23 | G.Zuerlein 35 yd. Field Goal (12-57, 5:47) | 12 | 10 |
| Rams | 2 | 0:00 | G.Zuerlein 45 yd. Field Goal (8-58, 1:45) | 15 | 10 |
| Vikings | 3 | 8:39 | T.Bridgewater 6 yd. run (T.Bridgewater run) (6-60, 3:20) | 15 | 18 |
| Rams | 4 | 0:12 | G.Zuerlein 53 yd. Field Goal (5-26, 1:02) | 18 | 18 |
| Vikings | 5 | 9:20 | B.Walsh 40 yd. Field Goal (7-29, 3:59) | 18 | 21 |

National Football League Game Summary

NFL Copyright © 2015 by The National Football League. All rights reserved. This summary and play-by-play is for the express purpose of assisting media in their coverage of the game; any other use of this material is prohibited without the written permission of the National Football League.

Updated: 11/9/2015

Paid Attendance: 52,406

Time: 3:31

St. Louis Rams vs Minnesota Vikings
11/8/2015 at TCF Bank Stadium

Final Individual Statistics

St. Louis Rams

Minnesota Vikings

| RUSHING | | | | | | RUSHING | | | | | |
|----------|-----|-----|-----|----|----|---------------|-----|-----|------|----|----|
| | ATT | YDS | AVG | LG | TD | | ATT | YDS | AVG | LG | TD |
| T.Gurley | 24 | 89 | 3.7 | 16 | 1 | A.Peterson | 29 | 125 | 4.3 | 15 | 1 |
| T.Austin | 8 | 66 | 8.3 | 22 | 0 | T.Bridgewater | 3 | 17 | 5.7 | 6 | 1 |
| T.Mason | 3 | 3 | 1.0 | 2 | 0 | M.Asia | 2 | 4 | 2.0 | 2 | 0 |
| N.Foles | 1 | 2 | 2.0 | 2 | 0 | S.Hill | 1 | -1 | -1.0 | -1 | 0 |
| Total | 36 | 160 | 4.4 | 22 | 1 | Total | 35 | 145 | 4.1 | 15 | 2 |

| PASSING | | | | | | | | | PASSING | | | | | | | | |
|---------|-----|-----|-----|-------|----|----|----|------|---------------|-----|-----|-----|-------|----|----|----|------|
| | ATT | CMP | YDS | SK/YD | TD | LG | IN | RT | | ATT | CMP | YDS | SK/YD | TD | LG | IN | RT |
| N.Foles | 33 | 18 | 168 | 1/8 | 0 | 55 | 0 | 68.8 | T.Bridgewater | 21 | 13 | 144 | 0/0 | 0 | 30 | 1 | 62.4 |
| Total | 33 | 18 | 168 | 1/8 | 0 | 55 | 0 | 68.8 | S.Hill | 6 | 2 | 15 | 1/11 | 0 | 9 | 0 | 42.4 |
| Total | | | | | | | | | Total | 27 | 15 | 159 | 1/11 | 0 | 30 | 1 | 57.5 |

| PASS RECEIVING | | | | | | | | PASS RECEIVING | | | | | | | |
|----------------|-----|-----|-----|------|----|----|------------|----------------|-----|-----|------|----|----|--|--|
| | TAR | REC | YDS | AVG | LG | TD | | TAR | REC | YDS | AVG | LG | TD | | |
| T.Austin | 7 | 4 | 15 | 3.8 | 10 | 0 | S.Diggs | 5 | 3 | 42 | 14.0 | 30 | 0 | | |
| K.Britt | 5 | 3 | 87 | 29.0 | 55 | 0 | K.Rudolph | 2 | 2 | 30 | 15.0 | 15 | 0 | | |
| T.Gurley | 5 | 3 | 20 | 6.7 | 11 | 0 | A.Peterson | 2 | 2 | 18 | 9.0 | 9 | 0 | | |
| L.Kendricks | 2 | 2 | 25 | 12.5 | 20 | 0 | R.Ellison | 3 | 2 | 11 | 5.5 | 6 | 0 | | |
| S.Bailey | 4 | 2 | 13 | 6.5 | 10 | 0 | J.McKinnon | 2 | 2 | 11 | 5.5 | 9 | 0 | | |
| J.Cook | 3 | 1 | 10 | 10.0 | 10 | 0 | C.Johnson | 2 | 1 | 25 | 25.0 | 25 | 0 | | |
| B.Marquez | 1 | 1 | 3 | 3.0 | 3 | 0 | J.Wright | 3 | 1 | 12 | 12.0 | 12 | 0 | | |
| B.Quick | 3 | 1 | -1 | -1.0 | -1 | 0 | M.Pruitt | 2 | 1 | 6 | 6.0 | 6 | 0 | | |
| T.Mason | 1 | 1 | -4 | -4.0 | -4 | 0 | M.Wallace | 6 | 1 | 4 | 4.0 | 4 | 0 | | |
| Total | 31 | 18 | 168 | 9.3 | 55 | 0 | Total | 27 | 15 | 159 | 10.6 | 30 | 0 | | |

| INTERCEPTIONS | | | | | | INTERCEPTIONS | | | | | |
|---------------|----|-----|-----|----|----|---------------|----|-----|-----|----|----|
| | NO | YDS | AVG | LG | TD | | NO | YDS | AVG | LG | TD |
| T.Johnson | 1 | 0 | 0.0 | 0 | 0 | Total | 0 | 0 | 0 | 0 | 0 |
| Total | 1 | 0 | 0.0 | 0 | 0 | Total | 0 | 0 | 0 | 0 | 0 |

| PUNTING | | | | | | | | PUNTING | | | | | | | |
|----------|----|-----|------|------|----|------|----|---------|----|-----|------|------|----|------|----|
| | NO | YDS | AVG | NET | TB | IN20 | LG | | NO | YDS | AVG | NET | TB | IN20 | LG |
| J.Hekker | 8 | 372 | 46.5 | 41.5 | 0 | 2 | 63 | J.Locke | 8 | 334 | 41.8 | 35.9 | 1 | 1 | 61 |
| Total | 8 | 372 | 46.5 | 41.5 | 0 | 2 | 63 | Total | 8 | 334 | 41.8 | 35.9 | 1 | 1 | 61 |

| PUNT RETURNS | | | | | | | | PUNT RETURNS | | | | | | | |
|-----------------|----|-----|-----|----|----|----|-----------|--------------|-----|------|----|----|----|--|--|
| | NO | YDS | AVG | FC | LG | TD | | NO | YDS | AVG | FC | LG | TD | | |
| T.Austin | 4 | 27 | 6.8 | 0 | 12 | 0 | M.Sherels | 4 | 40 | 10.0 | 1 | 26 | 0 | | |
| [DOWNED] | 2 | 0 | 0.0 | 0 | 0 | 0 | [DOWNED] | 3 | 0 | 0.0 | 0 | 0 | 0 | | |
| [OUT OF BOUNDS] | 1 | 0 | 0.0 | 0 | 0 | 0 | Total | 4 | 40 | 10.0 | 1 | 26 | 0 | | |
| [TOUCHBACK] | 1 | 0 | 0.0 | 0 | 0 | 0 | Total | 4 | 40 | 10.0 | 1 | 26 | 0 | | |
| Total | 4 | 27 | 6.8 | 0 | 12 | 0 | Total | 4 | 40 | 10.0 | 1 | 26 | 0 | | |

| KICKOFF RETURNS | | | | | | | | KICKOFF RETURNS | | | | | | | |
|-----------------|----|-----|-----|----|----|----|-------------|-----------------|-----|------|----|----|----|--|--|
| | NO | YDS | AVG | FC | LG | TD | | NO | YDS | AVG | FC | LG | TD | | |
| [TOUCHBACK] | 5 | 0 | 0.0 | 0 | 0 | 0 | C.Patterson | 3 | 75 | 25.0 | 0 | 42 | 0 | | |
| Total | 0 | 0 | 0.0 | 0 | 0 | 0 | M.Sherels | 1 | 21 | 21.0 | 0 | 21 | 0 | | |
| Total | 0 | 0 | 0.0 | 0 | 0 | 0 | [TOUCHBACK] | 1 | 0 | 0.0 | 0 | 0 | 0 | | |
| Total | 0 | 0 | 0.0 | 0 | 0 | 0 | Total | 4 | 96 | 24.0 | 0 | 42 | 0 | | |

St. Louis Rams

| FUMBLES | | | | | | | | | | | |
|---------|-----|------|---------|-----|----|--------|---------|-----|----|---------|--|
| | FUM | LOST | OWN-REC | YDS | TD | FORCED | OPP-REC | YDS | TD | OUT-BDS | |
| A.Ayers | 0 | 0 | 0 | 0 | 0 | 1 | 0 | 0 | 0 | 0 | |
| Total | 0 | 0 | 0 | 0 | 0 | 1 | 0 | 0 | 0 | 0 | |

Minnesota Vikings

| FUMBLES | | | | | | | | | | | |
|------------|-----|------|---------|-----|----|--------|---------|-----|----|---------|--|
| | FUM | LOST | OWN-REC | YDS | TD | FORCED | OPP-REC | YDS | TD | OUT-BDS | |
| A.Peterson | 2 | 0 | 1 | 0 | 0 | 0 | 0 | 0 | 0 | 1 | |
| Total | 2 | 0 | 1 | 0 | 0 | 0 | 0 | 0 | 0 | 1 | |

Final Team Statistics

| | Visitor Rams | Home Vikings |
|---|-----------------|-----------------|
| TOTAL FIRST DOWNS | 18 | 21 |
| By Rushing | 10 | 9 |
| By Passing | 5 | 6 |
| By Penalty | 3 | 6 |
| THIRD DOWN EFFICIENCY | 2-16-13% | 3-13-23% |
| FOURTH DOWN EFFICIENCY | 1-1-100% | 0-0-0% |
| TOTAL NET YARDS | 320 | 293 |
| Total Offensive Plays (inc. times thrown passing) | 70 | 63 |
| Average gain per offensive play | 4.6 | 4.7 |
| NET YARDS RUSHING | 160 | 145 |
| Total Rushing Plays | 36 | 35 |
| Average gain per rushing play | 4.4 | 4.1 |
| Tackles for a loss-number and yards | 6-12 | 5-6 |
| NET YARDS PASSING | 160 | 148 |
| Times thrown - yards lost attempting to pass | 1-8 | 1-11 |
| Gross yards passing | 168 | 159 |
| PASS ATTEMPTS-COMPLETIONS-HAD INTERCEPTED | 33-18-0 | 27-15-1 |
| Avg gain per pass play (inc.# thrown passing) | 4.7 | 5.3 |
| KICKOFFS Number-In End Zone-Touchbacks | 5-2-1 | 5-5-5 |
| PUNTS Number and Average | 8-46.5 | 8-41.8 |
| Had Blocked | 0 | 0 |
| FGs - PATs Had Blocked | 0-0 | 0-0 |
| Net Punting Average | 41.5 | 35.9 |
| TOTAL RETURN YARDAGE (Not Including Kickoffs) | 27 | 40 |
| No. and Yards Punt Returns | 4-27 | 4-40 |
| No. and Yards Kickoff Returns | 0-0 | 4-96 |
| No. and Yards Interception Returns | 1-0 | 0-0 |
| PENALTIES Number and Yards | 12-87 | 6-67 |
| FUMBLES Number and Lost | 0-0 | 2-0 |
| TOUCHDOWNS | 1 | 2 |
| Rushing | 1 | 2 |
| Passing | 0 | 0 |
| EXTRA POINTS Made-Attempts | 0-1 | 2-2 |
| Kicking Made-Attempts | 0-0 | 1-1 |
| Rushing Made-Attempts | 0-1 | 1-1 |
| FIELD GOALS Made-Attempts | 4-5 | 2-2 |
| RED ZONE EFFICIENCY | 1-2-50% | 2-3-67% |
| GOAL TO GO EFFICIENCY | 1-1-100% | 1-1-100% |
| SAFETIES | 0 | 0 |
| FINAL SCORE | 18 | 21 |
| TIME OF POSSESSION | 32:27 | 33:13 |

Ball Possession And Drive Chart

St. Louis Rams

| # | Time Recd | Time Lost | Time Poss | How Ball Obtained | Drive Began | # Play | Yds Gain | Yds Pen | Net Yds | 1st Down | Last Scrm | How Given Up |
|----|-----------|-----------|-----------|-------------------|-------------|--------|----------|---------|---------|----------|-----------|--------------|
| 1 | 15:00 | 13:55 | 1:05 | Kickoff | SL 20 | 3 | 1 | 0 | 1 | 0 | SL 21 | Punt |
| 2 | 10:19 | 8:56 | 1:23 | Kickoff | SL 20 | 4 | 15 | 0 | 15 | 1 | SL 35 | Punt |
| 3 | 5:24 | 1:09 | 4:15 | Kickoff | SL 20 | 8 | 80 | 0 | 80 | 3 | * MIN 1 | Touchdown |
| 4 | 13:15 | 10:55 | 2:20 | Punt | SL 35 | 6 | 22 | 0 | 22 | 1 | MIN 43 | Field Goal |
| 5 | 9:10 | 3:23 | 5:47 | Punt | SL 26 | 12 | 42 | 15 | 57 | 4 | * MIN 17 | Field Goal |
| 6 | 1:45 | 0:00 | 1:45 | Punt | SL 15 | 8 | 58 | 0 | 58 | 3 | MIN 27 | Field Goal |
| 7 | 14:13 | 11:59 | 2:14 | Interception | SL 20 | 3 | 0 | -10 | -10 | 0 | SL 10 | Punt |
| 8 | 8:39 | 7:33 | 1:06 | Kickoff | SL 20 | 3 | 7 | 0 | 7 | 0 | SL 27 | Punt |
| 9 | 4:16 | 1:08 | 3:08 | Punt | SL 20 | 4 | 4 | 15 | 19 | 1 | SL 39 | Punt |
| 10 | 12:01 | 9:44 | 2:17 | Punt | SL 27 | 5 | 36 | -11 | 25 | 2 | MIN 48 | Punt |
| 11 | 7:44 | 6:48 | 0:56 | Punt | SL 20 | 3 | 7 | 0 | 7 | 0 | SL 27 | Punt |
| 12 | 5:10 | 1:42 | 3:28 | Punt | SL 35 | 8 | 35 | 0 | 35 | 2 | MIN 30 | Missed FG |
| 13 | 1:14 | 0:12 | 1:02 | Punt | SL 39 | 5 | 19 | 7 | 26 | 1 | MIN 35 | Field Goal |
| 14 | 15:00 | 13:19 | 1:41 | Kickoff | SL 20 | 3 | -6 | 0 | -6 | 0 | SL 14 | Punt |

(337) Average SL 24

Minnesota Vikings

| # | Time Recd | Time Lost | Time Poss | How Ball Obtained | Drive Began | # Play | Yds Gain | Yds Pen | Net Yds | 1st Down | Last Scrm | How Given Up |
|----|-----------|-----------|-----------|-------------------|-------------|--------|----------|---------|---------|----------|-----------|--------------|
| 1 | 13:55 | 10:19 | 3:36 | Punt | SL 46 | 8 | 25 | 5 | 30 | 2 | * SL 16 | Field Goal |
| 2 | 8:56 | 5:24 | 3:32 | Punt | MIN 20 | 6 | 67 | 13 | 80 | 5 | * SL 6 | Touchdown |
| 3 | 1:09 | 13:15 | 2:54 | Kickoff | MIN 21 | 5 | 12 | 3 | 15 | 1 | MIN 36 | Punt |
| 4 | 10:55 | 9:10 | 1:45 | Kickoff | MIN 20 | 4 | 15 | 0 | 15 | 1 | MIN 35 | Punt |
| 5 | 3:23 | 1:45 | 1:38 | Kickoff | MIN 21 | 4 | 21 | 0 | 21 | 1 | MIN 42 | Punt |
| 6 | 15:00 | 14:13 | 0:47 | Kickoff | MIN 47 | 2 | 15 | 0 | 15 | 1 | SL 38 | Interception |
| 7 | 11:59 | 8:39 | 3:20 | Punt | MIN 40 | 6 | 60 | 0 | 60 | 3 | * SL 6 | Touchdown |
| 8 | 7:33 | 4:16 | 3:17 | Punt | MIN 28 | 5 | 11 | -5 | 6 | 1 | MIN 34 | Punt |
| 9 | 1:08 | 12:01 | 4:07 | Punt | MIN 11 | 6 | 15 | 20 | 35 | 3 | MIN 46 | Punt |
| 10 | 9:44 | 7:44 | 2:00 | Punt | MIN 11 | 5 | 28 | 0 | 28 | 2 | MIN 39 | Punt |
| 11 | 6:48 | 5:10 | 1:38 | Punt | MIN 30 | 3 | 6 | 0 | 6 | 0 | MIN 36 | Punt |
| 12 | 1:42 | 1:14 | 0:28 | Missed FG | MIN 38 | 3 | -10 | 0 | -10 | 0 | MIN 28 | Punt |
| 13 | 0:12 | 0:00 | 0:12 | Kickoff | MIN 18 | 1 | -1 | 0 | -1 | 0 | MIN 18 | End of Half |
| 14 | 13:19 | 9:20 | 3:59 | Punt | MIN 49 | 7 | 29 | 0 | 29 | 1 | SL 22 | Field Goal |

(408) Average MIN 29

* inside opponent's 20

Time of Possession by Quarter

| | 1st | 2nd | 3rd | 4th | OT | Total |
|------------------------|------|------|------|------|------|-------|
| Visitor St. Louis Rams | 6:43 | 9:52 | 6:28 | 7:43 | 1:41 | 32:27 |
| Home Minnesota Vikings | 8:17 | 5:08 | 8:32 | 7:17 | 3:59 | 33:13 |

Kickoff Drive No.-Start Average

Rams: 5 - SL 20

Vikings: 5 - MIN 25

St. Louis Rams vs Minnesota Vikings
11/8/2015 at TCF Bank Stadium

Final Defensive Statistics

| St. Louis Rams | Regular Defensive Plays | | | | | | | | | | | Special Teams | | | | | Misc | | | |
|----------------|-------------------------|----------|-----------|----------|-----------|----------|----------|----------|----------|----------|----------|---------------|----------|----------|----------|----------|----------|----------|----------|----------|
| | TKL | AST | COMB | SK | / YDS | TFL | Q | IN | PD | FF | FR | TKL | AST | FF | FR | BL | TKL | AST | FF | FR |
| J.Laurinaitis | 6 | 2 | 8 | 0 | 0 | 1 | 0 | 0 | 0 | 0 | 0 | 0 | 0 | 0 | 0 | 0 | 0 | 0 | 0 | 0 |
| R.McLeod | 7 | 0 | 7 | 0 | 0 | 0 | 0 | 0 | 0 | 0 | 0 | 0 | 0 | 0 | 0 | 0 | 0 | 0 | 0 | 0 |
| M.Barron | 6 | 0 | 6 | 0 | 0 | 1 | 0 | 0 | 0 | 0 | 0 | 0 | 0 | 0 | 0 | 0 | 0 | 0 | 0 | 0 |
| W.Hayes | 5 | 0 | 5 | 0 | 0 | 2 | 2 | 0 | 0 | 0 | 0 | 0 | 0 | 0 | 0 | 0 | 0 | 0 | 0 | 0 |
| J.Jenkins | 4 | 0 | 4 | 0 | 0 | 1 | 0 | 0 | 1 | 0 | 0 | 0 | 0 | 0 | 0 | 0 | 0 | 0 | 0 | 0 |
| A.Ayers | 4 | 0 | 4 | 0 | 0 | 0 | 0 | 0 | 0 | 1 | 0 | 0 | 0 | 0 | 0 | 0 | 0 | 0 | 0 | 0 |
| M.Brockers | 4 | 0 | 4 | 0 | 0 | 0 | 0 | 0 | 0 | 0 | 0 | 0 | 0 | 0 | 0 | 0 | 0 | 0 | 0 | 0 |
| T.Johnson | 3 | 0 | 3 | 0 | 0 | 0 | 0 | 1 | 2 | 0 | 0 | 0 | 0 | 0 | 0 | 0 | 0 | 0 | 0 | 0 |
| M.Longacre | 3 | 0 | 3 | 0 | 0 | 0 | 0 | 0 | 0 | 0 | 0 | 0 | 0 | 0 | 0 | 0 | 0 | 0 | 0 | 0 |
| M.Alexander | 2 | 0 | 2 | 1 | 11 | 1 | 1 | 0 | 0 | 0 | 0 | 1 | 0 | 0 | 0 | 0 | 0 | 0 | 0 | 0 |
| E.Sims | 1 | 1 | 2 | 0 | 0 | 0 | 0 | 0 | 0 | 0 | 0 | 0 | 0 | 0 | 0 | 0 | 0 | 0 | 0 | 0 |
| A.Donald | 1 | 0 | 1 | 0 | 0 | 0 | 1 | 0 | 0 | 0 | 0 | 0 | 0 | 0 | 0 | 0 | 0 | 0 | 0 | 0 |
| L.Joyner | 0 | 1 | 1 | 0 | 0 | 0 | 0 | 0 | 0 | 0 | 0 | 0 | 0 | 0 | 0 | 0 | 0 | 0 | 0 | 0 |
| E.Westbrooks | 0 | 1 | 1 | 0 | 0 | 0 | 0 | 0 | 0 | 0 | 0 | 0 | 0 | 0 | 0 | 0 | 0 | 0 | 0 | 0 |
| N.Fairley | 0 | 0 | 0 | 0 | 0 | 0 | 1 | 0 | 0 | 0 | 0 | 0 | 0 | 0 | 0 | 0 | 0 | 0 | 0 | 0 |
| C.Lynch | 0 | 0 | 0 | 0 | 0 | 0 | 0 | 0 | 0 | 0 | 0 | 2 | 0 | 0 | 0 | 0 | 0 | 0 | 0 | 0 |
| B.Cunningham | 0 | 0 | 0 | 0 | 0 | 0 | 0 | 0 | 0 | 0 | 0 | 2 | 0 | 0 | 0 | 0 | 0 | 0 | 0 | 0 |
| S.Bailey | 0 | 0 | 0 | 0 | 0 | 0 | 0 | 0 | 0 | 0 | 0 | 1 | 0 | 0 | 0 | 0 | 0 | 0 | 0 | 0 |
| C.Bryant | 0 | 0 | 0 | 0 | 0 | 0 | 0 | 0 | 0 | 0 | 0 | 1 | 0 | 0 | 0 | 0 | 0 | 0 | 0 | 0 |
| Total | 46 | 5 | 51 | 1 | 11 | 6 | 5 | 1 | 3 | 1 | 0 | 7 | 0 | 0 | 0 | 0 | 0 | 0 | 0 | 0 |

TKL = Tackle AST = Assist COMB = Combined QH=QB Hit IN = Interception PD = Pass Defense FF = Forced Fumble FR = Fumble Recovery

| Minnesota Vikings | Regular Defensive Plays | | | | | | | | | | | Special Teams | | | | | Misc | | | |
|-------------------|-------------------------|-----------|-----------|----------|----------|----------|----------|----------|----------|----------|----------|---------------|----------|----------|----------|----------|----------|----------|----------|----------|
| | TKL | AST | COMB | SK | / YDS | TFL | QH | IN | PD | FF | FR | TKL | AST | FF | FR | BL | TKL | AST | FF | FR |
| C.Greenway | 8 | 2 | 10 | 0 | 0 | 1 | 0 | 0 | 0 | 0 | 0 | 0 | 0 | 0 | 0 | 0 | 0 | 0 | 0 | 0 |
| L.Joseph | 7 | 3 | 10 | 0.5 | 4 | 3 | 2 | 0 | 0 | 0 | 0 | 0 | 0 | 0 | 0 | 0 | 0 | 0 | 0 | 0 |
| A.Sendejo | 5 | 2 | 7 | 0.5 | 4 | 0 | 1 | 0 | 1 | 0 | 0 | 0 | 0 | 0 | 0 | 0 | 0 | 0 | 0 | 0 |
| A.Barr | 5 | 1 | 6 | 0 | 0 | 0 | 0 | 0 | 1 | 0 | 0 | 0 | 0 | 0 | 0 | 0 | 0 | 0 | 0 | 0 |
| C.Munnerlyn | 5 | 0 | 5 | 0 | 0 | 1 | 0 | 0 | 0 | 0 | 0 | 0 | 0 | 0 | 0 | 0 | 0 | 0 | 0 | 0 |
| B.Robison | 4 | 1 | 5 | 0 | 0 | 2 | 1 | 0 | 0 | 0 | 0 | 0 | 0 | 0 | 0 | 0 | 0 | 0 | 0 | 0 |
| E.Griffen | 3 | 0 | 3 | 0 | 0 | 1 | 2 | 0 | 0 | 0 | 0 | 0 | 0 | 0 | 0 | 0 | 0 | 0 | 0 | 0 |
| T.Waynes | 3 | 0 | 3 | 0 | 0 | 0 | 0 | 0 | 2 | 0 | 0 | 1 | 0 | 0 | 0 | 0 | 0 | 0 | 0 | 0 |
| T.Johnson | 2 | 1 | 3 | 0 | 0 | 0 | 2 | 0 | 0 | 0 | 0 | 0 | 0 | 0 | 0 | 0 | 0 | 0 | 0 | 0 |
| X.Rhodes | 2 | 0 | 2 | 0 | 0 | 0 | 0 | 0 | 1 | 0 | 0 | 0 | 0 | 0 | 0 | 0 | 0 | 0 | 0 | 0 |
| T.Newman | 2 | 0 | 2 | 0 | 0 | 0 | 0 | 0 | 0 | 0 | 0 | 0 | 0 | 0 | 0 | 0 | 0 | 0 | 0 | 0 |
| A.Cole | 2 | 0 | 2 | 0 | 0 | 0 | 0 | 0 | 0 | 0 | 0 | 0 | 0 | 0 | 0 | 0 | 0 | 0 | 0 | 0 |
| D.Hunter | 1 | 1 | 2 | 0 | 0 | 0 | 0 | 0 | 0 | 0 | 0 | 0 | 0 | 0 | 0 | 0 | 0 | 0 | 0 | 0 |
| B.Watts | 1 | 0 | 1 | 0 | 0 | 0 | 0 | 0 | 0 | 0 | 0 | 1 | 0 | 0 | 0 | 0 | 0 | 0 | 0 | 0 |
| H.Smith | 0 | 0 | 0 | 0 | 0 | 0 | 1 | 0 | 0 | 0 | 0 | 0 | 0 | 0 | 0 | 0 | 0 | 0 | 0 | 0 |
| R.Ellison | 0 | 0 | 0 | 0 | 0 | 0 | 0 | 0 | 0 | 0 | 0 | 1 | 0 | 0 | 0 | 0 | 0 | 0 | 0 | 0 |
| E.Robinson | 0 | 0 | 0 | 0 | 0 | 0 | 0 | 0 | 0 | 0 | 0 | 1 | 0 | 0 | 0 | 0 | 0 | 0 | 0 | 0 |
| S.Diggs | 0 | 0 | 0 | 0 | 0 | 0 | 0 | 0 | 0 | 0 | 0 | 0 | 0 | 0 | 0 | 0 | 1 | 0 | 0 | 0 |
| A.Peterson | 0 | 0 | 0 | 0 | 0 | 0 | 0 | 0 | 0 | 0 | 0 | 0 | 0 | 0 | 0 | 0 | 0 | 0 | 0 | 1 |
| Total | 50 | 11 | 61 | 1 | 8 | 8 | 9 | 0 | 5 | 0 | 0 | 4 | 0 | 0 | 0 | 0 | 1 | 0 | 0 | 1 |

St. Louis Rams vs Minnesota Vikings

11/8/2015 at TCF Bank Stadium

First Half Summary

PERIOD SCORES

| | | |
|---------|----|--------|
| Rams | 6 | 9 = 15 |
| Vikings | 10 | 0 = 10 |

TIME OF POSSESSION

| | |
|---------|-------|
| Rams | 16:35 |
| Vikings | 13:25 |

Scoring Plays

| Team | Qtr | Time | Play Description (Extra Point) (Drive Info) | Visitor | Home |
|---------|-----|-------|--|---------|------|
| Vikings | 1 | 10:19 | B.Walsh 34 yd. Field Goal (8-30, 3:36) | 0 | 3 |
| Vikings | 1 | 5:24 | A.Peterson 6 yd. run (B.Walsh kick) (6-80, 3:32) | 0 | 10 |
| Rams | 1 | 1:09 | T.Gurley 1 yd. run (run failed) (8-80, 4:15) | 6 | 10 |
| Rams | 2 | 10:55 | G.Zuerlein 61 yd. Field Goal (6-22, 2:20) | 9 | 10 |
| Rams | 2 | 3:23 | G.Zuerlein 35 yd. Field Goal (12-57, 5:47) | 12 | 10 |
| Rams | 2 | 0:00 | G.Zuerlein 45 yd. Field Goal (8-58, 1:45) | 15 | 10 |

| | St. Louis Rams | Minnesota Vikings |
|--|----------------|-------------------|
| TOTAL FIRST DOWNS | 12 | 10 |
| First Downs Rushing-Passing-by Penalty | 6 - 5 - 1 | 3 - 4 - 3 |
| THIRD DOWN EFFICIENCY | 2-8-25% | 1-5-20% |
| TOTAL NET YARDS | 218 | 140 |
| Total Offensive Plays | 38 | 26 |
| NET YARDS RUSHING | 87 | 57 |
| NET YARDS PASSING | 131 | 83 |
| Gross Yards Passing | 131 | 83 |
| Times thrown-yards lost attempting to pass | 0-0 | 0-0 |
| Pass Attempts-Completions-Had Intercepted | 19 - 11 - 0 | 14 - 9 - 0 |
| Punts-Number and Average | 2 - 35 | 3 - 40.7 |
| Penalties-Number and Yards | 5 - 26 | 2 - 20 |
| Fumbles-Number and Lost | 0 - 0 | 0 - 0 |
| Red Zone Efficiency | 1-2-50% | 1-2-50% |
| Average Drive Start | SL 23 | MIN 27 |

St. Louis Rams

Minnesota Vikings

| RUSHING | | | | | | RUSHING | | | | | |
|----------|-----|-----|-----|----|----|---------------|-----|-----|-----|----|----|
| | ATT | YDS | AVG | LG | TD | | ATT | YDS | AVG | LG | TD |
| T.Austin | 5 | 48 | 9.6 | 22 | 0 | A.Peterson | 11 | 51 | 4.6 | 15 | 1 |
| T.Gurley | 11 | 34 | 3.1 | 11 | 1 | T.Bridgewater | 1 | 6 | 6.0 | 6 | 0 |
| T.Mason | 2 | 3 | 1.5 | 2 | 0 | | | | | | |
| N.Foles | 1 | 2 | 2.0 | 2 | 0 | | | | | | |
| Total | 19 | 87 | 4.6 | 22 | 1 | Total | 12 | 57 | 4.8 | 15 | 1 |

| PASSING | | | | | | | | | PASSING | | | | | | | | |
|---------|-----|-----|-----|-------|----|----|----|------|---------------|-----|-----|-----|-------|----|----|----|------|
| | ATT | CMP | YDS | SK/YD | TD | LG | IN | RT | | ATT | CMP | YDS | SK/YD | TD | LG | IN | RT |
| N.Foles | 19 | 11 | 131 | 0/0 | 0 | 55 | 0 | 79.1 | T.Bridgewater | 14 | 9 | 83 | 0/0 | 0 | 25 | 0 | 80.4 |
| Total | 19 | 11 | 131 | 0/0 | 0 | 55 | 0 | 79.1 | Total | 14 | 9 | 83 | 0/0 | 0 | 25 | 0 | 80.4 |

| PASS RECEIVING | | | | | | | PASS RECEIVING | | | | | | |
|----------------|-----|-----|-----|------|----|----|----------------|-----|-----|-----|------|----|----|
| | TAR | REC | YDS | AVG | LG | TD | | TAR | REC | YDS | AVG | LG | TD |
| T.Gurley | 4 | 3 | 20 | 6.7 | 11 | 0 | C.Johnson | 2 | 1 | 25 | 25.0 | 25 | 0 |
| K.Britt | 3 | 2 | 78 | 39.0 | 55 | 0 | K.Rudolph | 1 | 1 | 15 | 15.0 | 15 | 0 |
| T.Austin | 4 | 2 | 11 | 5.5 | 10 | 0 | J.Wright | 2 | 1 | 12 | 12.0 | 12 | 0 |
| L.Kendricks | 1 | 1 | 20 | 20.0 | 20 | 0 | A.Peterson | 1 | 1 | 9 | 9.0 | 9 | 0 |
| S.Bailey | 1 | 1 | 3 | 3.0 | 3 | 0 | M.Pruitt | 1 | 1 | 6 | 6.0 | 6 | 0 |
| B.Marquez | 1 | 1 | 3 | 3.0 | 3 | 0 | S.Diggs | 1 | 1 | 5 | 5.0 | 5 | 0 |
| T.Mason | 1 | 1 | -4 | -4.0 | -4 | 0 | R.Ellison | 1 | 1 | 5 | 5.0 | 5 | 0 |
| J.Cook | 2 | 0 | 0 | 0.0 | 0 | 0 | M.Wallace | 4 | 1 | 4 | 4.0 | 4 | 0 |
| B.Quick | 1 | 0 | 0 | 0.0 | 0 | 0 | J.McKinnon | 1 | 1 | 2 | 2.0 | 2 | 0 |
| Total | 18 | 11 | 131 | 11.9 | 55 | 0 | Total | 14 | 9 | 83 | 9.2 | 25 | 0 |

St. Louis Rams

Regular Defensive Plays

Special Teams

Misc

First Quarter

11/8/2015

Play By Play

MIN wins the coin toss and elects to defer. SL elects to Receive, and MIN elects to defend the west goal.

B.Walsh kicks 65 yards from MIN 35 to end zone, Touchback.

St. Louis Rams at 15:00

- 1-10-SL 20 (15:00) N.Foles pass incomplete short right to T.Austin (A.Barr).
- 2-10-SL 20 (14:51) T.Gurley up the middle to SL 21 for 1 yard (A.Barr, L.Joseph).
- 3-9-SL 21 (14:08) (No Huddle, Shotgun) N.Foles pass incomplete short left to T.Austin.
- 4-9-SL 21 (14:02) (Punt formation) J.Hekker punts 25 yards to SL 46, Center-J.McQuaide, downed by SL-B.Marquez.

Minnesota Vikings at 13:55

- 1-10-SL 46 (13:55) T.Bridgewater pass short right to R.Ellison to SL 41 for 5 yards (T.Johnson).
- 2-5-SL 41 (13:20) A.Peterson left end to SL 38 for 3 yards (M.Alexander).
PENALTY on SL-M.Brockers, Defensive Offside, 5 yards, enforced at SL 41 - No Play. X1
- 1-10-SL 36 (13:02) A.Peterson up the middle pushed ob at SL 36 for no gain (R.McLeod).
- 2-10-SL 36 (12:32) T.Bridgewater pass incomplete deep right to M.Wallace.
- 3-10-SL 36 (12:24) (Shotgun) T.Bridgewater pass short middle to J.Wright to SL 24 for 12 yards (J.Laurinaitis, L.Joyner). P2
- 1-10-SL 24 (11:41) A.Peterson right end to SL 17 for 7 yards (J.Laurinaitis).
- 2-3-SL 17 (10:58) A.Peterson right end to SL 16 for 1 yard (A.Ayers).
- 3-2-SL 16 (10:26) (Shotgun) T.Bridgewater pass incomplete short right to C.Johnson (T.Johnson).
- 4-2-SL 16 (10:23) (Field Goal formation) B.Walsh 34 yard field goal is GOOD, Center-K.McDermott, Holder-J.Locke.

| |
|--|
| SL 0 MIN 3, 8 plays, 30 yards, 1 penalty, 3:36 drive, 4:41 elapsed |
|--|

B.Walsh kicks 65 yards from MIN 35 to end zone, Touchback.

St. Louis Rams at 10:19

- 1-10-SL 20 (10:19) T.Gurley right end to SL 31 for 11 yards (C.Greenway). R1
- 1-10-SL 31 (9:43) N.Foles pass incomplete short right to T.Gurley.
- 2-10-SL 31 (9:39) N.Foles pass incomplete deep right to B.Quick [B.Robison].
- 3-10-SL 31 (9:34) (No Huddle, Shotgun) N.Foles pass short middle to T.Gurley to SL 35 for 4 yards (A.Barr).
- 4-6-SL 35 (9:05) (Punt formation) J.Hekker punts 45 yards to MIN 20, Center-J.McQuaide. M.Sherels to MIN 20 for no gain (S.Bailey).

Minnesota Vikings at 8:56

- 1-10-MIN 20 (8:56) T.Bridgewater pass incomplete short left to S.Diggs.
PENALTY on SL-J.Jenkins, Defensive Pass Interference, 8 yards, enforced at MIN 20 - No Play. X3
- 1-10-MIN 28 (8:53) (Shotgun) PENALTY on SL-M.Brockers, Neutral Zone Infraction, 5 yards, enforced at MIN 28 - No Play.
- 1-5-MIN 33 (8:53) PENALTY on MIN-A.Peterson, False Start, 5 yards, enforced at MIN 33 - No Play.
- 1-10-MIN 28 (8:53) (Shotgun) A.Peterson left tackle to MIN 34 for 6 yards (M.Barron).
- 2-4-MIN 34 (8:17) T.Bridgewater pass deep left to C.Johnson to SL 41 for 25 yards (R.McLeod). P4
- 1-10-SL 41 (7:32) T.Bridgewater pass short right to A.Peterson pushed ob at SL 32 for 9 yards (A.Ayers).
- 2-1-SL 32 (7:07) T.Bridgewater pass short right to K.Rudolph to SL 17 for 15 yards (M.Barron). P5
- 1-10-SL 17 (6:35) PENALTY on SL-N.Fairley, Defensive Offside, 5 yards, enforced at SL 17 - No Play.
- 1-5-SL 12 (6:06) T.Bridgewater pass short right to M.Pruitt to SL 6 for 6 yards (T.Johnson). P6
- 1-6-SL 6 (5:29) A.Peterson right end for 6 yards, TOUCHDOWN. R7
(Kick formation) B.Walsh extra point is GOOD, Center-K.McDermott, Holder-J.Locke.

| |
|---|
| SL 0 MIN 10, 6 plays, 80 yards, 3 penalties, 3:32 drive, 9:36 elapsed |
|---|

B.Walsh kicks 65 yards from MIN 35 to end zone, Touchback.

St. Louis Rams at 5:24

- 1-10-SL 20 (5:24) T.Gurley left tackle to SL 19 for -1 yards (E.Griffen, B.Robison).
- 2-11-SL 19 (4:50) N.Foles pass short right to T.Gurley pushed ob at SL 24 for 5 yards (C.Greenway).
- 3-6-SL 24 (4:32) (No Huddle, Shotgun) N.Foles pass short left to T.Austin ran ob at SL 34 for 10 yards. P2
- 1-10-SL 34 (3:47) T.Gurley right end to SL 37 for 3 yards (L.Joseph).
- 2-7-SL 37 (3:08) T.Austin up the middle to SL 39 for 2 yards (A.Sendejo).
- 3-5-SL 39 (2:37) (No Huddle) N.Foles pass deep middle to K.Britt to MIN 6 for 55 yards (T.Newman). P3
Timeout #1 by SL at 01:54.
- 1-6-MIN 6 (1:54) T.Gurley left guard to MIN 1 for 5 yards (L.Joseph, T.Johnson).

St. Louis Rams vs Minnesota Vikings at TCF Bank Stadium

2-1-MIN 1 (1:14) (Run formation) T.Gurley up the middle for 1 yard, TOUCHDOWN.

R4

(Pass formation) TWO-POINT CONVERSION ATTEMPT. T.Gurley rushes right guard. ATTEMPT FAILS.

SL 6 MIN 10, 8 plays, 80 yards, 4:15 drive, 13:51 elapsed

G.Zuerlein kicks 58 yards from SL 35 to MIN 7. C.Patterson to MIN 21 for 14 yards (C.Lynch).

Minnesota Vikings at 1:09, (1st play from scrimmage 1:05)

1-10-MIN 21 (1:05) T.Bridgewater pass short right to J.McKinnon to MIN 23 for 2 yards (T.Johnson).

2-8-MIN 23 (:23) (Shotgun) T.Bridgewater pass short left to S.Diggs to MIN 28 for 5 yards (J.Jenkins).

END OF QUARTER

| | Score | Time Poss | First Downs | | | | Efficiencies | |
|-------------------|-------|-----------|-------------|---|---|---|--------------|--------|
| | | | R | P | X | T | 3 Down | 4 Down |
| St. Louis Rams | 6 | 6:43 | 2 | 2 | 0 | 4 | 2/4 | 0/0 |
| Minnesota Vikings | 10 | 8:17 | 1 | 4 | 2 | 7 | 1/2 | 0/0 |

Second Quarter

11/8/2015

Play By Play

Minnesota Vikings continued.

- 3-3-MIN 28 (15:00) (Shotgun) T.Bridgewater pass incomplete short right to M.Wallace.
PENALTY on SL-L.Joyner, Defensive Pass Interference, 3 yards, enforced at MIN 28 - No Play. X8
- 1-10-MIN 31 (14:56) A.Peterson left end to MIN 30 for -1 yards (J.Jenkins).
- 2-11-MIN 30 (14:12) T.Bridgewater scrambles left end to MIN 36 for 6 yards.
- 3-5-MIN 36 (13:32) (Shotgun) T.Bridgewater pass incomplete deep right to J.Wright.
- 4-5-MIN 36 (13:27) (Punt formation) J.Locke punts 41 yards to SL 23, Center-K.McDermott. T.Austin to SL 35 for 12 yards (R.Ellison).

St. Louis Rams at 13:15

- 1-10-SL 35 (13:15) T.Mason left guard to SL 37 for 2 yards (T.Johnson).
- 2-8-SL 37 (12:40) N.Foles pass deep right to K.Britt ran ob at MIN 40 for 23 yards [H.Smith]. P5
- 1-10-MIN 40 (12:10) (Shotgun) N.Foles pass short left to T.Mason to MIN 44 for -4 yards (C.Greenway) [T.Johnson].
- 2-14-MIN 44 (11:31) T.Mason up the middle to MIN 43 for 1 yard (L.Joseph).
- 3-13-MIN 43 (11:03) (Shotgun) N.Foles pass incomplete deep right to J.Cook.
- 4-13-MIN 43 (11:00) (Field Goal formation) G.Zuerlein 61 yard field goal is GOOD, Center-J.McQuaide, Holder-J.Hekker.

SL 9 MIN 10, 6 plays, 22 yards, 2:20 drive, 4:05 elapsed

G.Zuerlein kicks 65 yards from SL 35 to end zone, Touchback.

Minnesota Vikings at 10:55

- 1-10-MIN 20 (10:55) A.Peterson up the middle to MIN 31 for 11 yards (R.McLeod). R9
- 1-10-MIN 31 (10:23) (No Huddle) A.Peterson up the middle to MIN 33 for 2 yards (W.Hayes, J.Laurinaitis).
- 2-8-MIN 33 (9:49) A.Peterson up the middle to MIN 35 for 2 yards (M.Brockers). MIN-B.Fusco was injured during the play.
- 3-6-MIN 35 (9:22) (Shotgun) T.Bridgewater pass incomplete short right to M.Wallace.
- 4-6-MIN 35 (9:17) (Punt formation) J.Locke punts 38 yards to SL 27, Center-K.McDermott. T.Austin to SL 26 for -1 yards (T.Waynes).

St. Louis Rams at 9:10

- 1-10-SL 26 (9:10) (Shotgun) T.Austin right tackle to SL 25 for -1 yards (L.Joseph).
- 2-11-SL 25 (8:36) (Shotgun) N.Foles pass short left to S.Bailey to SL 28 for 3 yards (C.Munnerlyn).
PENALTY on MIN-C.Munnerlyn, Face Mask (15 Yards), 15 yards, enforced at SL 28. X6
- 1-10-SL 43 (8:15) T.Gurley right tackle to SL 45 for 2 yards (C.Greenway).
- 2-8-SL 45 (7:39) T.Gurley up the middle to MIN 49 for 6 yards (A.Cole).
- 3-2-MIN 49 (7:02) N.Foles pass short left to T.Austin to MIN 48 for 1 yard (A.Barr).
- 4-1-MIN 48 (6:35) N.Foles up the middle to MIN 46 for 2 yards (L.Joseph). R7
- 1-10-MIN 46 (5:58) N.Foles pass short left to T.Gurley ran ob at MIN 35 for 11 yards. P8
- 1-10-MIN 35 (5:22) T.Austin right end to MIN 23 for 12 yards (C.Munnerlyn). R9
- 1-10-MIN 23 (4:52) T.Gurley left tackle to MIN 21 for 2 yards (E.Griffen, A.Barr).
- 2-8-MIN 21 (4:13) T.Gurley up the middle to MIN 17 for 4 yards (C.Greenway, D.Hunter).
- 3-4-MIN 17 (3:31) (Shotgun) N.Foles pass incomplete short right to J.Cook (A.Sendejo) [T.Johnson].
- 4-4-MIN 17 (3:27) (Field Goal formation) G.Zuerlein 35 yard field goal is GOOD, Center-J.McQuaide, Holder-J.Hekker.

SL 12 MIN 10, 12 plays, 57 yards, 1 penalty, 5:47 drive, 11:37 elapsed

G.Zuerlein kicks 63 yards from SL 35 to MIN 2. C.Patterson to MIN 21 for 19 yards (C.Lynch).

Minnesota Vikings at 3:23, (1st play from scrimmage 3:16)

- 1-10-MIN 21 (3:16) A.Peterson right guard to MIN 36 for 15 yards (J.Jenkins, E.Sims). R10
- 1-10-MIN 36 (2:38) A.Peterson up the middle to MIN 38 for 2 yards (W.Hayes).
- 2-8-MIN 38 (2:08) (Shotgun) T.Bridgewater pass incomplete short middle to M.Wallace.
- 3-8-MIN 38 (2:02) (Shotgun) T.Bridgewater pass short right to M.Wallace to MIN 42 for 4 yards (R.McLeod).

Two-Minute Warning

- 4-4-MIN 42 (1:56) (Punt formation) J.Locke punts 43 yards to SL 15, Center-K.McDermott, downed by MIN. Whistle blew prior to ball being downed

St. Louis Rams at 1:45

- 1-10-SL 15 (1:45) T.Austin right end pushed ob at SL 28 for 13 yards (A.Sendejo). R10
- 1-10-SL 28 (1:39) T.Gurley left end to SL 28 for no gain (T.Johnson, A.Sendejo).
Timeout #1 by MIN at 01:30.
- 2-10-SL 28 (1:30) T.Austin right end to 50 for 22 yards (C.Greenway). R11

St. Louis Rams vs Minnesota Vikings at TCF Bank Stadium

Timeout #2 by SL at 01:13.

1-10-50 (1:13) N.Foles pass short middle to L.Kendricks to MIN 30 for 20 yards (A.Sendejo).

P12

1-10-MIN 30 (:53) (No Huddle) N.Foles spiked the ball to stop the clock.

2-10-MIN 30 (:53) (Shotgun) N.Foles pass incomplete deep left to K.Britt (X.Rhodes).

3-10-MIN 30 (:47) (Shotgun) N.Foles pass short left to B.Marquez to MIN 27 for 3 yards (C.Greenway).

Timeout #3 by SL at 00:03.

Timeout #2 by MIN at 00:03.

4-7-MIN 27 (:03) (Field Goal formation) G.Zuerlein 45 yard field goal is GOOD, Center-J.McQuaide, Holder-J.Hekker.

SL 15 MIN 10, 8 plays, 58 yards, 1:45 drive, 15:00 elapsed

| END OF QUARTER | Score | Time Poss | First Downs | | | | Efficiencies | |
|-------------------|-------|-----------|-------------|---|---|---|--------------|--------|
| | | | R | P | X | T | 3 Down | 4 Down |
| St. Louis Rams | 15 | 9:52 | 4 | 3 | 1 | 8 | 0/4 | 1/1 |
| Minnesota Vikings | 10 | 5:08 | 2 | 0 | 1 | 3 | 0/3 | 0/0 |

Third Quarter

11/8/2015

Play By Play

MIN elects to Receive, and SL elects to defend the goal.

G.Zuerlein kicks 60 yards from SL 35 to MIN 5. C.Patterson to MIN 47 for 42 yards (B.Cunningham).

Minnesota Vikings at 15:00, (1st play from scrimmage 14:54)

- 1-10-MIN 47 (14:54) T.Bridgewater pass short left to K.Rudolph pushed ob at SL 38 for 15 yards (M.Barron). P11
- 1-10-SL 38 (14:20) T.Bridgewater pass deep right intended for S.Diggs INTERCEPTED by T.Johnson at SL -3. Touchback (S.Diggs).
Penalty on MIN-S.Diggs, Offensive Pass Interference, declined.

St. Louis Rams at 14:13

- 1-10-SL 20 (14:13) T.Gurley up the middle to SL 18 for -2 yards (L.Joseph).
- 2-12-SL 18 (13:35) N.Foles sacked at SL 10 for -8 yards (sack split by A.Sendejo and L.Joseph).
- 3-20-SL 10 (12:52) (Shotgun) N.Foles pass short right to S.Bailey to SL 20 for 10 yards (C.Munnerlyn).
- 4-10-SL 20 (12:18) (Punt formation) J.Hekker punts 52 yards to MIN 28, Center-J.McQuaide. M.Sherels to MIN 34 for 6 yards (C.Harkey).
PENALTY on SL-J.McQuaide, Offensive Holding, 10 yards, enforced at SL 20 - No Play.
- 4-20-SL 10 (12:09) (Punt formation) J.Hekker punts 56 yards to MIN 34, Center-J.McQuaide. M.Sherels ran ob at MIN 40 for 6 yards.

Minnesota Vikings at 11:59

- 1-10-MIN 40 (11:59) A.Peterson up the middle to MIN 44 for 4 yards (A.Donald, E.Westbrooks).
- 2-6-MIN 44 (11:23) T.Bridgewater pass short left to S.Diggs to SL 26 for 30 yards (J.Jenkins). P12
- 1-10-SL 26 (10:50) A.Peterson up the middle to SL 14 for 12 yards (R.McLeod). R13
- 1-10-SL 14 (10:08) A.Peterson right end to SL 15 for -1 yards (J.Laurinaitis).
- 2-11-SL 15 (9:24) (Shotgun) T.Bridgewater pass short right to J.McKinnon to SL 6 for 9 yards (M.Barron).
- 3-2-SL 6 (8:44) (Shotgun) T.Bridgewater scrambles up the middle for 6 yards, TOUCHDOWN. R14
TWO-POINT CONVERSION ATTEMPT. T.Bridgewater rushes right end. ATTEMPT SUCCEEDS.

| |
|---|
| SL 15 MIN 18, 6 plays, 60 yards, 3:20 drive, 6:21 elapsed |
|---|

B.Walsh kicks 65 yards from MIN 35 to end zone, Touchback.

St. Louis Rams at 8:39

- 1-10-SL 20 (8:39) T.Gurley right end to SL 22 for 2 yards (T.Newman). MIN-T.Newman was injured during the play.
- 2-8-SL 22 (8:10) (Shotgun) N.Foles pass short middle to L.Kendricks to SL 27 for 5 yards (A.Barr).
- 3-3-SL 27 (7:43) (No Huddle, Shotgun) N.Foles pass incomplete short right to K.Britt (T.Waynes).
- 4-3-SL 27 (7:38) (Punt formation) J.Hekker punts 45 yards to MIN 28, Center-J.McQuaide, fair catch by M.Sherels.

Minnesota Vikings at 7:33

- 1-10-MIN 28 (7:33) A.Peterson up the middle to MIN 30 for 2 yards (M.Longacre).
- 2-8-MIN 30 (6:55) (Shotgun) T.Bridgewater pass short right to S.Diggs to MIN 37 for 7 yards (M.Alexander).
- 3-1-MIN 37 (6:11) A.Peterson up the middle to MIN 38 for 1 yard (M.Alexander).
PENALTY on SL-W.Hayes, Defensive Offside, 5 yards, enforced at MIN 37 - No Play. X15
- 1-10-MIN 42 (5:43) A.Peterson left end to MIN 44 for 2 yards (M.Longacre).
- 2-8-MIN 44 (5:02) (Shotgun) T.Bridgewater pass incomplete short middle to R.Ellison [A.Donald].
- 3-8-MIN 44 (4:56) (Shotgun) T.Bridgewater pass short right to M.Pruitt to MIN 48 for 4 yards (A.Ayers).
PENALTY on MIN-J.Berger, Offensive Holding, 10 yards, enforced at MIN 44 - No Play.
- 3-18-MIN 34 (4:36) (Shotgun) T.Bridgewater pass incomplete deep left to M.Pruitt [W.Hayes]. MIN-T.Bridgewater was injured during the play.
- 4-18-MIN 34 (4:27) (Punt formation) J.Locke punts 54 yards to SL 12, Center-K.McDermott. T.Austin to SL 20 for 8 yards (B.Watts).

St. Louis Rams at 4:16

- 1-10-SL 20 (4:16) T.Gurley up the middle to SL 22 for 2 yards (A.Cole, L.Joseph).
- 2-8-SL 22 (3:38) N.Foles pass incomplete deep middle to T.Austin [L.Joseph].
PENALTY on MIN-L.Joseph, Roughing the Passer, 15 yards, enforced at SL 22 - No Play. X13
- 1-10-SL 37 (3:30) T.Gurley right guard to SL 39 for 2 yards (A.Barr).
- 2-8-SL 39 (2:33) T.Gurley up the middle to SL 40 for 1 yard (B.Robison, C.Greenway).
- 3-7-SL 40 (1:53) (Shotgun) N.Foles pass short right to B.Quick to SL 39 for -1 yards (C.Munnerlyn).
- 4-8-SL 39 (1:16) (Punt formation) J.Hekker punts 50 yards to MIN 11, Center-J.McQuaide, downed by SL-C.Davis.

Minnesota Vikings at 1:08

- 1-10-MIN 11 (1:08) A.Peterson right end to MIN 14 for 3 yards (M.Alexander, A.Ayers).
PENALTY on MIN-J.Berger, Offensive Holding, 5 yards, enforced at MIN 11 - No Play.

St. Louis Rams vs Minnesota Vikings at TCF Bank Stadium

1-15-MIN 6 (:44) A.Peterson up the middle to MIN 5 for -1 yards (M.Barron).

END OF QUARTER

| | Score | Time Poss | First Downs | | | | Efficiencies | |
|-------------------|-------|-----------|-------------|---|---|---|--------------|--------|
| | | | R | P | X | T | 3 Down | 4 Down |
| St. Louis Rams | 15 | 6:28 | 0 | 0 | 1 | 1 | 0/3 | 0/0 |
| Minnesota Vikings | 18 | 8:32 | 2 | 2 | 1 | 5 | 1/2 | 0/0 |

Fourth Quarter

11/8/2015

Play By Play

Minnesota Vikings continued.

| | | |
|--------------------|--|------------|
| 2-16-MIN 5 | (15:00) T.Bridgewater pass short right to J.McKinnon to MIN 8 for 3 yards (T.Johnson). PENALTY on SL-T.Johnson, Defensive Holding, 5 yards, enforced at MIN 5 - No Play. | X16 |
| <u>1-10-MIN 10</u> | (14:33) J.McKinnon up the middle to MIN 11 for 1 yard (A.Donald). PENALTY on SL-W.Hayes, Defensive Offside, 5 yards, enforced at MIN 10 - No Play. | |
| 1-5-MIN 15 | (13:55) A.Peterson up the middle to MIN 19 for 4 yards (E.Sims). | |
| 2-1-MIN 19 | (13:36) T.Bridgewater scrambles left end to MIN 24 for 5 yards. MIN-T.Bridgewater was injured during the play. PENALTY on SL-L.Joyner, Unnecessary Roughness, 15 yards, enforced at MIN 24. | R17 X18 |
| <u>1-10-MIN 39</u> | (13:18) (Shotgun) S.Hill pass short left to A.Peterson to MIN 48 for 9 yards (A.Ayers). FUMBLES (A.Ayers), ball out of bounds at MIN 48. | |
| 2-1-MIN 48 | (12:58) A.Peterson right tackle to MIN 46 for -2 yards. FUMBLES, and recovers at MIN 46. A.Peterson to MIN 46 for no gain (W.Hayes). | |
| 3-3-MIN 46 | (12:13) (Shotgun) S.Hill pass incomplete short right to S.Diggs [N.Fairley]. | |
| 4-3-MIN 46 | (12:07) (Punt formation) J.Locke punts 27 yards to SL 27, Center-K.McDermott, out of bounds. | |

St. Louis Rams at 12:01

| | | |
|--------------------|--|-----|
| 1-10-SL 27 | (12:01) T.Austin right end to SL 47 for 20 yards (T.Waynes). | R14 |
| <u>1-10-SL 47</u> | (11:23) T.Gurley left end to MIN 40 for 13 yards (E.Griffen). | R15 |
| <u>1-10-MIN 40</u> | (10:39) T.Gurley up the middle to MIN 37 for 3 yards (C.Greenway). | |
| 2-7-MIN 37 | (10:00) N.Foles pass incomplete deep right to T.Austin [L.Joseph]. | |
| 3-7-MIN 37 | (9:55) (Shotgun) N.Foles pass incomplete short right [E.Griffen]. PENALTY on SL-N.Foles, Intentional Grounding, 11 yards, enforced at MIN 37. | |
| 4-18-MIN 48 | (9:50) (Punt formation) J.Hekker punts 37 yards to MIN 11, Center-J.McQuaide, downed by SL-M.Roberson. | |

Minnesota Vikings at 9:44

| | | |
|--------------------|--|-----|
| 1-10-MIN 11 | (9:44) A.Peterson right end pushed ob at MIN 23 for 12 yards (J.Laurinaitis). | R19 |
| <u>1-10-MIN 23</u> | (9:13) A.Peterson up the middle to MIN 36 for 13 yards (R.McLeod). | R20 |
| <u>1-10-MIN 36</u> | (8:35) (Shotgun) A.Peterson up the middle to MIN 39 for 3 yards (M.Brockers). | |
| 2-7-MIN 39 | (8:03) (No Huddle, Shotgun) S.Hill pass incomplete deep right to M.Wallace. | |
| 3-7-MIN 39 | (7:58) (Shotgun) S.Hill pass incomplete short middle to M.Wallace. | |
| 4-7-MIN 39 | (7:54) (Punt formation) J.Locke punts 61 yards to end zone, Center-K.McDermott, Touchback. | |

St. Louis Rams at 7:44

| | | |
|------------|--|--|
| 1-10-SL 20 | (7:44) T.Gurley left end to SL 23 for 3 yards (X.Rhodes). MIN-A.Cole was injured during the play. | |
| 2-7-SL 23 | (7:31) N.Foles pass short right to T.Austin pushed ob at SL 27 for 4 yards (T.Waynes). | |
| 3-3-SL 27 | (7:04) (Shotgun) N.Foles pass incomplete short right to T.Gurley (T.Waynes). Penalty on SL-G.Reynolds, Illegal Formation, declined. | |
| 4-3-SL 27 | (6:59) (Punt formation) J.Hekker punts 51 yards to MIN 22, Center-J.McQuaide. M.Sherels to MIN 30 for 8 yards (B.Cunningham). | |

Minnesota Vikings at 6:48

| | | |
|-------------|---|--|
| 1-10-MIN 30 | (6:48) A.Peterson right end to MIN 34 for 4 yards (M.Longacre, J.Laurinaitis). | |
| 2-6-MIN 34 | (6:09) A.Peterson right guard to MIN 36 for 2 yards (M.Brockers). | |
| 3-4-MIN 36 | (5:24) (Shotgun) S.Hill pass incomplete short middle to J.Wright (J.Jenkins). | |
| 4-4-MIN 36 | (5:20) (Punt formation) J.Locke punts 29 yards to SL 35, Center-K.McDermott, downed by MIN-R.Ellison. | |

St. Louis Rams at 5:10

| | | |
|--------------------|---|-----|
| 1-10-SL 35 | (5:10) T.Austin right end to SL 34 for -1 yards (B.Robison). | |
| 2-11-SL 34 | (4:25) T.Gurley left end to 50 for 16 yards (X.Rhodes). | R16 |
| <u>1-10-50</u> | (3:46) T.Gurley right end to MIN 41 for 9 yards (B.Watts). | |
| 2-1-MIN 41 | (3:01) T.Gurley up the middle to MIN 33 for 8 yards (A.Sendejo). | R17 |
| <u>1-10-MIN 33</u> | (2:23) T.Mason up the middle to MIN 33 for no gain (B.Robison, C.Greenway). | |

Two-Minute Warning

| | | |
|-------------|---|--|
| 2-10-MIN 33 | (2:00) T.Austin right end pushed ob at MIN 34 for -1 yards (B.Robison). | |
| 3-11-MIN 34 | (1:51) T.Gurley up the middle to MIN 30 for 4 yards (D.Hunter). Timeout #1 by MIN at 01:45. | |
| 4-7-MIN 30 | (1:45) (Field Goal formation) G.Zuerlein 48 yard field goal is No Good, Wide Right, Center-J.McQuaide, Holder-J.Hekker. | |

Minnesota Vikings at 1:42

St. Louis Rams vs Minnesota Vikings at TCF Bank Stadium

- 1-10-MIN 38 (1:42) S.Hill sacked at MIN 27 for -11 yards (M.Alexander).
Timeout #1 by SL at 01:36.
- 2-21-MIN 27 (1:36) A.Peterson left tackle to MIN 26 for -1 yards (W.Hayes).
Timeout #2 by SL at 01:31.
- 3-22-MIN 26 (1:31) M.Asiata right end to MIN 28 for 2 yards (W.Hayes).
Timeout #3 by SL at 01:27.
- 4-20-MIN 28 (1:27) (Punt formation) J.Locke punts 41 yards to SL 31, Center-K.McDermott. T.Austin to SL 39 for 8 yards (E.Robinson).

St. Louis Rams at 1:14

- 1-10-SL 39 (1:14) (Shotgun) N.Foles pass short right to K.Britt to SL 48 for 9 yards (T.Waynes).
- 2-1-SL 48 (:55) (No Huddle, Shotgun) N.Foles pass incomplete deep right to K.Britt.
PENALTY on MIN-T.Waynes, Defensive Pass Interference, 17 yards, enforced at SL 48 - No Play.
- 1-10-MIN 35 (:51) (Shotgun) N.Foles pass incomplete deep left to S.Bailey.
- 2-10-MIN 35 (:46) (Shotgun) N.Foles pass incomplete short left to K.Britt.
PENALTY on SL-G.Reynolds, Offensive Holding, 10 yards, enforced at MIN 35 - No Play.
- 2-20-MIN 45 (:40) (Shotgun) N.Foles pass short middle to J.Cook to MIN 35 for 10 yards (A.Sendejo).
- 3-10-MIN 35 (:20) (No Huddle, Shotgun) N.Foles pass incomplete short right to B.Quick.
Timeout #2 by MIN at 00:17.
- 4-10-MIN 35 (:17) (Field Goal formation) G.Zuerlein 53 yard field goal is GOOD, Center-J.McQuaide, Holder-J.Hekker.

SL 18 MIN 18, 5 plays, 26 yards, 1 penalty, 1:02 drive, 14:48 elapsed

G.Zuerlein kicks 68 yards from SL 35 to MIN -3. M.Sherels to MIN 18 for 21 yards (M.Alexander).

Minnesota Vikings at 0:12, (1st play from scrimmage 0:08)

- 1-10-MIN 18 (:08) (Run formation) S.Hill kneels to MIN 17 for -1 yards.

END OF QUARTER

| | Score | Time Poss | First Downs | | | | Efficiencies | |
|-------------------|-------|-----------|-------------|---|---|---|--------------|--------|
| | | | R | P | X | T | 3 Down | 4 Down |
| St. Louis Rams | 18 | 7:43 | 4 | 0 | 1 | 5 | 0/4 | 0/0 |
| Minnesota Vikings | 18 | 7:17 | 3 | 0 | 2 | 5 | 0/4 | 0/0 |

Overtime

11/8/2015

Play By Play

MIN wins toss, elects to Kick, and SL elects to defend the goal.

B.Walsh kicks 65 yards from MIN 35 to end zone, Touchback.

St. Louis Rams at 15:00

- 1-10-SL 20 (15:00) (Shotgun) T.Gurley left end to SL 14 for -6 yards (L.Joseph).
- 2-16-SL 14 (14:19) (Shotgun) N.Foles pass short left to T.Austin to SL 14 for no gain (C.Munnerlyn).
- 3-16-SL 14 (13:37) (Shotgun) N.Foles pass incomplete deep right to S.Bailey [E.Griffen].
- 4-16-SL 14 (13:32) (Punt formation) J.Hekker punts 63 yards to MIN 23, Center-J.McQuaide. M.Sherels pushed ob at MIN 49 for 26 yards (C.Bryant).

Minnesota Vikings at 13:19

- 1-10-MIN 49 (13:19) A.Peterson left tackle to SL 48 for 3 yards (M.Brockers).
- 2-7-SL 48 (12:39) S.Hill pass short left to R.Ellison to SL 42 for 6 yards (A.Ayers) [W.Hayes].
- 3-1-SL 42 (11:58) A.Peterson left guard to SL 31 for 11 yards (R.McLeod).
- 1-10-SL 31 (11:20) A.Peterson right end to SL 25 for 6 yards (J.Laurinaitis).
- 2-4-SL 25 (10:42) A.Peterson up the middle to SL 24 for 1 yard (J.Laurinaitis).
- 3-3-SL 24 (10:03) M.Asiata left end to SL 22 for 2 yards (M.Barron).
- Timeout #1 by SL at 09:24.
- 4-1-SL 22 (9:24) (Field Goal formation) B.Walsh 40 yard field goal is GOOD, Center-K.McDerriott, Holder-J.Locke.

R21

SL 18 MIN 21, 7 plays, 29 yards, 3:59 drive, 5:40 elapsed

| END OF QUARTER | Score | Time Poss | First Downs | | | | Efficiencies | |
|-------------------|-------|-----------|-------------|---|---|---|--------------|--------|
| | | | R | P | X | T | 3 Down | 4 Down |
| St. Louis Rams | 18 | 1:41 | 0 | 0 | 0 | 0 | 0/1 | 0/0 |
| Minnesota Vikings | 21 | 3:59 | 1 | 0 | 0 | 1 | 1/2 | 0/0 |

Miscellaneous Statistics Report

St. Louis Rams vs Minnesota Vikings
11/8/2015 at TCF Bank Stadium

Ten Longest Plays for St. Louis Rams

| Yards | Qtr | Play Start | Play Description |
|-------|-----|-------------|--|
| 55 | 1 | 3-5-SL 39 | (2:37) (No Huddle) N.Foles pass deep middle to K.Britt to MIN 6 for 55 yards (T.Newman). |
| 23 | 2 | 2-8-SL 37 | (12:40) N.Foles pass deep right to K.Britt ran ob at MIN 40 for 23 yards [H.Smith]. |
| 22 | 2 | 2-10-SL 28 | (1:30) T.Austin right end to 50 for 22 yards (C.Greenway). |
| 20 | 2 | 1-10-50 | (1:13) N.Foles pass short middle to L.Kendricks to MIN 30 for 20 yards (A.Sendejo). |
| 20 | 4 | 1-10-SL 27 | (12:01) T.Austin right end to SL 47 for 20 yards (T.Waynes). |
| 18 | 2 | 2-11-SL 25 | (8:36) (Shotgun) N.Foles pass short left to S.Bailey to SL 28 for 3 yards (C.Munnerlyn). PENALTY on MIN-C.Munnerlyn, Face Mask (15 Yards), 15 yards, enforced at SL 28. |
| 16 | 4 | 2-11-SL 34 | (4:25) T.Gurley left end to 50 for 16 yards (X.Rhodes). |
| 13 | 2 | 1-10-SL 15 | (1:45) T.Austin right end pushed ob at SL 28 for 13 yards (A.Sendejo). |
| 13 | 4 | 1-10-SL 47 | (11:23) T.Gurley left end to MIN 40 for 13 yards (E.Griffen). |
| 12 | 2 | 1-10-MIN 35 | (5:22) T.Austin right end to MIN 23 for 12 yards (C.Munnerlyn). |

Ten Longest Plays for Minnesota Vikings

| Yards | Qtr | Play Start | Play Description |
|-------|-----|-------------|--|
| 30 | 3 | 2-6-MIN 44 | (11:23) T.Bridgewater pass short left to S.Diggs to SL 26 for 30 yards (J.Jenkins). |
| 25 | 1 | 2-4-MIN 34 | (8:17) T.Bridgewater pass deep left to C.Johnson to SL 41 for 25 yards (R.McLeod). |
| 20 | 4 | 2-1-MIN 19 | (13:36) T.Bridgewater scrambles left end to MIN 24 for 5 yards. MIN-T.Bridgewater was injured during the play. |
| 15 | 1 | 2-1-SL 32 | (7:07) T.Bridgewater pass short right to K.Rudolph to SL 17 for 15 yards (M.Barron). |
| 15 | 2 | 1-10-MIN 21 | (3:16) A.Peterson right guard to MIN 36 for 15 yards (J.Jenkins, E.Sims). |
| 15 | 3 | 1-10-MIN 47 | (14:54) T.Bridgewater pass short left to K.Rudolph pushed ob at SL 38 for 15 yards (M.Barron). |
| 13 | 4 | 1-10-MIN 23 | (9:13) A.Peterson up the middle to MIN 36 for 13 yards (R.McLeod). |
| 12 | 1 | 3-10-SL 36 | (12:24) (Shotgun) T.Bridgewater pass short middle to J.Wright to SL 24 for 12 yards (J.Laurinaitis, L.Joyner). |
| 12 | 3 | 1-10-SL 26 | (10:50) A.Peterson up the middle to SL 14 for 12 yards (R.McLeod). |
| 12 | 4 | 1-10-MIN 11 | (9:44) A.Peterson right end pushed ob at MIN 23 for 12 yards (J.Laurinaitis). |

Touchdown Scoring Information

| | | Offense | Defense | Special Teams |
|----------------|-------------------|---------|---------|---------------|
| VISITOR | St. Louis Rams | 1 | 0 | 0 |
| HOME | Minnesota Vikings | 2 | 0 | 0 |

Player Scoring Information

| Club | Player | TD | Rush TD | Rec TD | KO TD | Punt TD | Int TD | Fum TD | Misc TD | FG | XP | 2Pt Rush | 2Pt Rec | Sfty | Points |
|------|---------------|----|---------|--------|-------|---------|--------|--------|---------|----|----|----------|---------|------|--------|
| SL | G.Zuerlein | 0 | 0 | 0 | 0 | 0 | 0 | 0 | 0 | 4 | 0 | 0 | 0 | 0 | 12 |
| SL | T.Gurley | 0 | 1 | 0 | 0 | 0 | 0 | 0 | 0 | 0 | 0 | 0 | 0 | 0 | 6 |
| MIN | T.Bridgewater | 0 | 1 | 0 | 0 | 0 | 0 | 0 | 0 | 0 | 0 | 1 | 0 | 0 | 8 |
| MIN | B.Walsh | 0 | 0 | 0 | 0 | 0 | 0 | 0 | 0 | 2 | 1 | 0 | 0 | 0 | 7 |
| MIN | A.Peterson | 0 | 1 | 0 | 0 | 0 | 0 | 0 | 0 | 0 | 0 | 0 | 0 | 0 | 6 |

Possession Detail

| | First Half | | Second Half | | Game | |
|-----------------------------|------------|------|-------------|-------|---------|-------|
| | Visitor | Home | Visitor | Home | Visitor | Home |
| Largest Lead | 5 | 10 | 0 | 3 | 5 | 10 |
| Drives Leading | 1 | 3 | 1 | 5 | 2 | 8 |
| Time of Possession Leading | 1:45 | 8:11 | 2:14 | 11:30 | 3:59 | 19:41 |
| Largest Deficit | -10 | -5 | -3 | 0 | -10 | -5 |
| Drives Trailing | 4 | 1 | 6 | 2 | 10 | 3 |
| Time of Possession Trailing | 13:45 | 1:38 | 11:57 | 4:07 | 25:42 | 5:45 |
| Times Score Tied Up | | 0 | | 1 | | 1 |
| Lead Changes | | 2 | | 2 | | 4 |

Playtime Percentage

Percent of playtime per player on offense, defense and special teams

St. Louis Rams

Minnesota Vikings

| | | Offense | Defense | Special Teams | | | | Offense | Defense | Special Teams | | | |
|---------------|----|---------|---------|---------------|-----|---------------|-------------|---------|---------|---------------|------|-----|-----|
| G Reynolds | G | 74 | 100% | 5 | 14% | M Kalil | T | 72 | 100% | 3 | 9% | | |
| J Brown | G | 74 | 100% | 5 | 14% | M Harris | G | 72 | 100% | 3 | 9% | | |
| A Donnal | T | 74 | 100% | 5 | 14% | T Clemmings | T | 72 | 100% | 3 | 9% | | |
| T Barnes | C | 74 | 100% | | | J Berger | C | 72 | 100% | | | | |
| N Foles | QB | 74 | 100% | | | B Fusco | G | 71 | 99% | 3 | 9% | | |
| G Robinson | T | 74 | 100% | | | K Rudolph | TE | 61 | 85% | 4 | 11% | | |
| T Gurley | RB | 58 | 78% | | | A Peterson | RB | 54 | 75% | | | | |
| T Austin | WR | 54 | 73% | 8 | 23% | T Bridgewater | QB | 51 | 71% | | | | |
| L Kendricks | TE | 54 | 73% | 5 | 14% | R Ellison | TE | 47 | 65% | 23 | 66% | | |
| J Cook | TE | 54 | 73% | | | S Diggs | WR | 47 | 65% | 1 | 3% | | |
| K Britt | WR | 41 | 55% | | | M Wallace | WR | 45 | 62% | | | | |
| B Quick | WR | 35 | 47% | | | C Johnson | WR | 27 | 38% | | | | |
| C Harkey | TE | 33 | 45% | 25 | 71% | J Wright | WR | 23 | 32% | | | | |
| S Bailey | WR | 25 | 34% | 17 | 49% | S Hill | QB | 21 | 29% | | | | |
| B Cunningham | RB | 9 | 12% | 22 | 63% | M Pruitt | TE | 19 | 26% | 12 | 34% | | |
| T Mason | RB | 6 | 8% | | | Z Line | FB | 16 | 22% | | | | |
| B Marquez | WR | 1 | 1% | 22 | 63% | M Asiata | RB | 13 | 18% | 13 | 37% | | |
| R McLeod | FS | | 72 | 100% | 8 | 23% | J McKinnon | RB | 6 | 8% | 23 | 66% | |
| J Jenkins | CB | | 72 | 100% | 8 | 23% | A Thielen | WR | 1 | 1% | 27 | 77% | |
| M Barron | SS | | 72 | 100% | 5 | 14% | C Patterson | WR | 1 | 1% | 5 | 14% | |
| M Alexander | SS | | 72 | 100% | 5 | 14% | Z Kerin | G | 1 | 1% | | | |
| T Johnson | CB | | 72 | 100% | 4 | 11% | A Sendejo | SS | | 74 | 100% | 19 | 54% |
| J Laurinaitis | LB | | 72 | 100% | | | A Barr | LB | | 74 | 100% | 6 | 17% |
| A Donald | DT | | 63 | 88% | 3 | 9% | H Smith | FS | | 74 | 100% | 5 | 14% |
| W Hayes | DE | | 53 | 74% | | | C Greenway | LB | | 74 | 100% | 5 | 14% |
| A Ayers | LB | | 51 | 71% | 3 | 9% | X Rhodes | CB | | 73 | 99% | | |
| E Sims | DE | | 46 | 64% | 4 | 11% | E Griffen | DE | | 72 | 97% | 5 | 14% |
| M Brockers | DT | | 45 | 62% | 3 | 9% | T Johnson | DT | | 67 | 91% | 5 | 14% |
| N Fairley | DT | | 31 | 43% | 2 | 6% | B Robison | DE | | 63 | 85% | 5 | 14% |
| L Joyner | CB | | 26 | 36% | 4 | 11% | L Joseph | NT | | 55 | 74% | 5 | 14% |
| M Longacre | DE | | 26 | 36% | | | T Newman | CB | | 42 | 57% | 1 | 3% |
| E Westbrook | DT | | 19 | 26% | 4 | 11% | C Munnerlyn | CB | | 34 | 46% | 1 | 3% |
| C Davis | FS | | | 30 | 86% | A Cole | LB | | 33 | 45% | 3 | 9% | |
| D Bates | LB | | | 30 | 86% | T Waynes | CB | | 31 | 42% | 22 | 63% | |
| C Lynch | LB | | | 26 | 74% | D Hunter | DE | | 20 | 27% | 9 | 26% | |
| B Hager | LB | | | 26 | 74% | S Crichton | DE | | 10 | 14% | 20 | 57% | |
| C Bryant | S | | | 20 | 57% | K Ellis | NT | | 10 | 14% | | | |
| M Roberson | CB | | | 16 | 46% | B Watts | LB | | 7 | 9% | 21 | 60% | |
| J Hekker | P | | | 14 | 40% | R Blanton | SS | | 1 | 1% | 27 | 77% | |
| J McQuaide | LS | | | 14 | 40% | M Sherels | CB | | | | 31 | 89% | |
| G Zuerlein | K | | | 10 | 29% | E Robinson | LB | | | | 22 | 63% | |
| D Rhaney | C | | | 10 | 29% | A Exum | FS | | | | 20 | 57% | |
| D Williams | T | | | 10 | 29% | J Locke | P | | | | 11 | 31% | |
| J Cunningham | TE | | | 6 | 17% | K McDermott | LS | | | | 11 | 31% | |
| C Wichmann | G | | | 5 | 14% | | | | | | | | |

| | | | |
|------------|---|---|-----|
| B Walsh | K | 8 | 23% |
| A Shepherd | G | 3 | 9% |



RAMS RECORDS



RAMS ALL-TIME LEADERS

Bold denotes player active with Rams

Italics denotes rookie

CAREER RUSHING

| | Years | Att. | Yards | Avg. | Long | TD |
|-----|-----------------------------------|-------------|--------------|-------------|-------------|-----------|
| 1. | Jackson, Steven.....2004-12 | 2,395 | 10,135 | 4.2 | 59t | 56 |
| 2. | Dickerson, Eric.....1983-87 | 1,525 | 7,245 | 4.8 | 85t | 56 |
| 3. | Faulk, Marshall.....1999-2006 | 1,447 | 6,959 | 4.8 | 71t | 58 |
| 4. | McCutcheon, Lawrence.....1973-79 | 1,435 | 6,186 | 4.3 | 48 | 23 |
| 5. | Bass, Dick.....1960-69 | 1,218 | 5,417 | 4.5 | 73t | 34 |
| 6. | Towler, Dan.....1950-55 | 672 | 3,493 | 5.2 | 79t | 44 |
| 7. | Josephson, Les.....1964-67, 69-74 | 797 | 3,407 | 4.3 | 75 | 17 |
| 8. | Younger, Paul (Tank).....1949-57 | 682 | 3,296 | 4.8 | 75t | 17 |
| 9. | Tyler, Wendell.....1977-82 | 720 | 3,266 | 4.5 | 69t | 33 |
| 10. | Bryant, Cullen.....1973-81, 87 | 802 | 3,119 | 3.9 | 26 | 20 |

SEASON RUSHING

| | Year | Att. | Yds. | Avg. | Long | TD |
|-----|--------------------------|-------------|-------------|-------------|-------------|-----------|
| 1. | Dickerson, Eric.....1984 | 379 | 2,105 | 5.6 | 66 | 14 |
| 2. | Dickerson, Eric.....1986 | 404 | 1,821 | 4.5 | 42t | 11 |
| 3. | Dickerson, Eric.....1983 | 390 | 1,808 | 4.6 | 85t | 18 |
| 4. | Jackson, Steven.....2006 | 346 | 1,528 | 4.4 | 59t | 13 |
| 5. | Bettis, Jerome.....1993 | 294 | 1,429 | 4.9 | 71t | 7 |
| 6. | Jackson, Steven.....2009 | 324 | 1,416 | 4.4 | 58 | 4 |
| 7. | Faulk, Marshall.....2001 | 260 | 1,382 | 5.3 | 71t | 12 |
| 8. | Faulk, Marshall.....1999 | 253 | 1,381 | 5.5 | 58 | 7 |
| 9. | White, Charles.....1987 | 324 | 1,374 | 4.2 | 58 | 11 |
| 10. | Faulk, Marshall.....2000 | 253 | 1,359 | 5.4 | 36 | 18 |

CAREER PASSING (Based on Yards)

| | Years | Att. | Comp. | Yards | Pct. | TD | Int. |
|-----|--------------------------------|-------------|--------------|--------------|-------------|-----------|-------------|
| 1. | Everett, Jim.....1986-93 | 3,277 | 1,847 | 23,758 | .564 | 142 | 123 |
| 2. | Bulger, Marc.....2001-09 | 3,171 | 1,969 | 22,814 | .621 | 122 | 93 |
| 3. | Gabriel, Roman.....1962-72 | 3,313 | 1,705 | 22,223 | .515 | 154 | 112 |
| 4. | Van Brocklin, Norm.....1949-57 | 1,897 | 1,011 | 16,114 | .533 | 118 | 127 |
| 5. | Warner, Kurt.....1998-03 | 1,688 | 1,121 | 14,447 | .664 | 102 | 65 |
| 6. | Waterfield, Bob.....1945-52 | 1,618 | 814 | 11,893 | .503 | 99 | 128 |
| 7. | Bradford, Sam.....2010- | 1,760 | 1,032 | 11,065 | .586 | 59 | 38 |
| 8. | Ferragamo, Vince.....1977-84 | 1,288 | 730 | 9,376 | .567 | 70 | 71 |
| 9. | Haden, Pat.....1976-81 | 1,363 | 731 | 9,296 | .536 | 52 | 60 |
| 10. | Wade, Bill.....1954-60 | 1,116 | 602 | 8,572 | .539 | 56 | 68 |

CAREER PASSING (Based on Rating; Minimum 1,500 Attempts)

| | Years | Att. | Comp. | Yards | Pct. | TD | Int. | Rating |
|----|-----------------------------|-------------|--------------|--------------|-------------|-----------|-------------|---------------|
| 1. | Warner, Kurt.....1998-03 | 1,688 | 1,121 | 14,447 | .664 | 102 | 65 | 97.2 |
| 2. | Bulger, Marc.....2001-09 | 3,171 | 1,969 | 22,814 | .621 | 122 | 93 | 84.4 |
| 3. | Everett, Jim.....1986-93 | 3,277 | 1,847 | 23,758 | .564 | 142 | 123 | 78.1 |
| 4. | Bradford, Sam.....2010- | 1,760 | 1,032 | 11,065 | .586 | 59 | 38 | 79.3 |
| 5. | Van Brocklin, Norm..1949-57 | 1,897 | 1,011 | 16,114 | .533 | 118 | 127 | 74.7 |

SEASON PASSING (Based on Yards)

| | Year | Att. | Comp. | Yards | Pct. | TD | Int. |
|-----|-------------------------------|-------------|--------------|--------------|-------------|-----------|-------------|
| 1. | Warner, Kurt.....2001 | 546 | 375 | 4,830 | 68.7 | 36 | 22 |
| 2. | Warner, Kurt.....1999 | 499 | 325 | 4,353 | 65.1 | 41 | 13 |
| 3. | Everett, Jim.....1989 | 518 | 304 | 4,310 | 58.7 | 29 | 17 |
| 4. | Bulger, Marc.....2006 | 588 | 370 | 4,301 | 63.0 | 24 | 8 |
| 5. | Everett, Jim.....1990 | 554 | 307 | 3,989 | 55.4 | 23 | 17 |
| 6. | Everett, Jim.....1988 | 517 | 308 | 3,964 | 59.6 | 31 | 18 |
| 7. | Bulger, Marc.....2004 | 485 | 321 | 3,964 | 66.2 | 21 | 14 |
| 8. | Bulger, Marc.....2003 | 532 | 336 | 3,845 | 63.2 | 22 | 22 |
| 9. | Bradford, Sam.....2012 | 551 | 328 | 3,702 | 59.5 | 21 | 13 |
| 10. | <i>Bradford, Sam.....2010</i> | <i>590</i> | <i>354</i> | <i>3,512</i> | <i>60.0</i> | <i>18</i> | <i>15</i> |

CAREER RECEPTIONS

| | Years | No. | Yards | Avg. | Long | TD | |
|-----|---------------------------|--------------------|--------------|-------------|-------------|-----------|----|
| 1. | Bruce, Isaac..... | 1994-2007 | 942 | 14,109 | 15.0 | 80t | 84 |
| 2. | Holt, Torry..... | 1999-2008 | 869 | 12,660 | 14.6 | 85t | 74 |
| 3. | Ellard, Henry..... | 1983-93 | 593 | 9,761 | 16.5 | 81t | 48 |
| 4. | Faulk, Marshall (RB)..... | 1999-2006 | 470 | 4,071 | 8.7 | 72t | 27 |
| 5. | Jackson, Steven (RB)..... | 2004-12 | 407 | 3,324 | 8.2 | 64t | 8 |
| 6. | Fears, Tom..... | 1948-56 | 400 | 5,397 | 13.4 | 80t | 38 |
| 7. | Hirsch, Elroy..... | 1949-57 | 343 | 6,299 | 18.4 | 91t | 53 |
| 8. | Snow, Jack..... | 1965-75 | 340 | 6,012 | 17.7 | 84t | 45 |
| 9. | Phillips, Jim..... | 1958-64 | 333 | 4,953 | 14.9 | 93t | 27 |
| 10. | Benton, Jim..... | 1938-40, 42, 44-47 | 275 | 4,566 | 16.6 | 84t | 42 |

SEASON RECEPTIONS

| | Year | No. | Yards | Avg. | Long | TD | |
|-----|---------------------------|------------|--------------|-------------|-------------|-----------|----|
| 1. | Bruce, Isaac..... | 1995 | 119 | 1,781 | 15.0 | 72 | 13 |
| 2. | Holt, Torry..... | 2003 | 117 | 1,696 | 14.5 | 48 | 12 |
| 3. | Holt, Torry..... | 2005 | 102 | 1,331 | 13.0 | 44 | 9 |
| 4. | Holt, Torry..... | 2004 | 94 | 1,372 | 14.6 | 75t | 10 |
| 5. | Holt, Torry..... | 2007 | 93 | 1,189 | 12.8 | 40 | 7 |
| | Holt, Torry..... | 2006 | 93 | 1,188 | 12.8 | 67t | 10 |
| 7. | Holt, Torry..... | 2002 | 91 | 1,302 | 14.3 | 58 | 4 |
| 8. | Jackson, Steven..... | 2006 | 90 | 806 | 9.0 | 64t | 3 |
| 9. | Bruce, Isaac..... | 2004 | 89 | 1,292 | 14.5 | 56 | 6 |
| 10. | Bruce, Isaac..... | 2000 | 87 | 1,471 | 16.9 | 78t | 9 |
| | Faulk, Marshall (RB)..... | 1999 | 87 | 1,048 | 12.0 | 57t | 5 |

CAREER RECEIVING YARDS

| | Years | No. | Yards | Avg. | Long | TD | |
|-----|-----------------------|--------------------|--------------|-------------|-------------|-----------|----|
| 1. | Bruce, Isaac..... | 1994-2007 | 942 | 14,109 | 15.0 | 80t | 84 |
| 2. | Holt, Torry..... | 1999-2008 | 869 | 12,660 | 14.6 | 85t | 74 |
| 3. | Ellard, Henry..... | 1983-93 | 593 | 9,761 | 16.6 | 81t | 48 |
| 4. | Hirsch, Elroy..... | 1949-57 | 343 | 6,299 | 18.4 | 91t | 53 |
| 5. | Snow, Jack..... | 1965-75 | 340 | 6,012 | 17.7 | 84t | 45 |
| 6. | Fears, Tom..... | 1948-56 | 400 | 5,397 | 13.4 | 80t | 38 |
| 7. | Anderson, Willie..... | 1988-94 | 259 | 5,246 | 20.3 | 78t | 26 |
| 8. | Phillips, Jim..... | 1958-64 | 333 | 4,953 | 14.9 | 93t | 27 |
| 9. | Benton, Jim..... | 1938-40, 42, 44-47 | 275 | 4,566 | 16.6 | 84t | 42 |
| 10. | Faulk, Marshall..... | 1999-2006 | 470 | 4,071 | 8.7 | 72t | 27 |

SEASON RECEIVING YARDS

| | Years | No. | Yards | Avg. | Long | TD | |
|-----|--------------------|------------|--------------|-------------|-------------|-----------|----|
| 1. | Bruce, Isaac..... | 1995 | 119 | 1,781 | 15.0 | 72 | 13 |
| 2. | Holt, Torry..... | 2003 | 117 | 1,696 | 14.5 | 48 | 12 |
| 3. | Holt, Torry..... | 2000 | 82 | 1,635 | 19.9 | 85t | 6 |
| 4. | Hirsch, Elroy..... | 1951 | 66 | 1,495 | 22.7 | 91 | 17 |
| 5. | Bruce, Isaac..... | 2000 | 87 | 1,471 | 16.9 | 78t | 9 |
| 6. | Ellard, Henry..... | 1988 | 86 | 1,414 | 16.4 | 68 | 10 |
| 7. | Ellard, Henry..... | 1989 | 70 | 1,382 | 19.7 | 53 | 8 |
| 8. | Holt, Torry..... | 2004 | 94 | 1,372 | 14.6 | 75t | 10 |
| 9. | Holt, Torry..... | 2001 | 81 | 1,363 | 16.8 | 51 | 7 |
| 10. | Bruce, Isaac..... | 1996 | 84 | 1,338 | 15.9 | 70 | 7 |

CAREER YARDS FROM SCRIMMAGE

| | | TOTAL | RUSHING | | RECEIVING | | | |
|-----|---------------------------|----------------|----------------|-------------|------------------|-------------|--------------|--------|
| | Years | Touches | Yards | Rush | Yards | Rec. | Yards | |
| 1. | Bruce, Isaac..... | 1994-2007 | 965 | 14,259 | 23 | 150 | 942 | 14,109 |
| 2. | Jackson, Steven..... | 2004-12 | 2,802 | 13,459 | 2,395 | 10,135 | 407 | 3,324 |
| 3. | Holt, Torry..... | 1999-2008 | 880 | 12,717 | 11 | 57 | 869 | 12,660 |
| 4. | Faulk, Marshall..... | 1999-2006 | 1,917 | 11,030 | 1,447 | 6,959 | 470 | 4,071 |
| 5. | Ellard, Henry..... | 1983-93 | 611 | 9,816 | 18 | 55 | 593 | 9,761 |
| 6. | Dickerson, Eric..... | 1983-87 | 1,648 | 8,157 | 1,525 | 7,245 | 123 | 912 |
| 7. | McCutcheon, Lawrence..... | 1972-79 | 1,619 | 7,869 | 1,435 | 6,186 | 184 | 1,683 |
| 8. | Bass, Dick..... | 1960-69 | 1,432 | 7,262 | 1,218 | 5,417 | 214 | 1,845 |
| 9. | Hirsch, Elroy..... | 1949-57 | 417 | 6,616 | 74 | 317 | 343 | 6,299 |
| 10. | Snow, Jack..... | 1965-75 | 342 | 6,015 | 2 | 3 | 340 | 6,012 |

CAREER KICKOFF RETURN AVERAGE (Minimum 75)

| | Years | No. | Yards | Avg. | Long | TD |
|--------------------------|-------------|-----|-------|------|------|----|
| 1. Horne, Tony | 1998-00 | 143 | 3,577 | 25.0 | 103t | 4 |
| 2. Arnett, Jon | 1957-63 | 104 | 2,590 | 24.9 | 71t | 2 |
| 3. Lewis, Woodley | 1950-55 | 108 | 2,575 | 23.8 | 88t | 1 |
| 4. Amendola, Danny | 2009-12 | 118 | 2,776 | 23.5 | 84 | 0 |
| 5. Brown, Ron | 1984-89, 91 | 169 | 3,918 | 23.2 | 98t | 4 |
| 6. Harris, Arlen | 2003-05 | 99 | 2,147 | 21.7 | 42 | 0 |

SEASON KICKOFF RETURN AVERAGE (Minimum One Per Game)

| | Year | No. | Yards | Avg. | Long | TD |
|------------------------------------|------|-----|-------|------|------|----|
| 1. Smith, Verda (Vitamin T.) | 1950 | 22 | 742 | 33.7 | 97 | 3 |
| 2. Brown, Ron | 1985 | 28 | 918 | 32.8 | 98t | 3 |
| 3. Wilson, Tom | 1956 | 15 | 477 | 31.8 | 103t | 1 |
| 4. Bass, Dick | 1961 | 23 | 698 | 30.3 | 64 | 0 |
| 5. Williams, Travis | 1971 | 25 | 743 | 29.7 | 105t | 1 |
| Horne, Tony | 1999 | 30 | 892 | 29.7 | 101t | 2 |

CAREER PUNT RETURN AVERAGE (Minimum 75)

| | Years | No. | Yards | Avg. | Long | TD |
|------------------------------------|---------|-----|-------|------|------|----|
| 1. Hakim, Az-Zahir | 1998-01 | 112 | 1,278 | 11.4 | 86t | 2 |
| 2. Ellard, Henry | 1983-93 | 135 | 1,527 | 11.3 | 83t | 4 |
| 3. Smith, Verda (Vitamin T.) | 1949-53 | 75 | 814 | 10.9 | 85t | 1 |
| 4. Kennison, Eddie | 1996-98 | 103 | 1,085 | 10.5 | 78t | 3 |
| 5. Irvin, LeRoy | 1980-89 | 146 | 1,451 | 9.9 | 84t | 4 |

SEASON PUNT RETURN AVERAGE (Minimum One Per Punt)

| | Year | No. | Yards | Avg. | Long | TD |
|------------------------------------|------|-----|-------|------|------|----|
| 1. Lewis, Woodley | 1952 | 19 | 351 | 18.5 | 83t | 2 |
| 2. Smith, Verda (Vitamin T.) | 1949 | 27 | 427 | 15.8 | 85t | 1 |
| 3. Horvath, Les | 1948 | 13 | 203 | 15.6 | 27 | 0 |
| 4. Hakim, Az-Zahir | 2000 | 32 | 489 | 15.3 | 86t | 1 |
| 5. Hall, Dante | 2007 | 19 | 286 | 15.1 | 85t | 1 |

CAREER ALL-PURPOSE YARDS

| | Years | Touches | Yards | Rush | Yards | Rec. | Yards | PR | Yards | KR | Yards |
|--------------------------|---------------|---------|--------|-------|--------|------|--------|-----|-------|-----|-------|
| 1. Bruce, Isaac | 1994-2007 | 965 | 14,311 | 23 | 150 | 942 | 14,109 | 0 | 52 | 0 | 0 |
| 2. Jackson, Steven | 2004-12 | 2,806 | 13,538 | 2,395 | 10,135 | 407 | 3,324 | 0 | 0 | 4 | 79 |
| 2. Holt, Torry | 1999-2008 | 883 | 12,732 | 11 | 57 | 869 | 12,660 | 3 | 15 | 0 | 0 |
| 4. Ellard, Henry | 1983-93 | 765 | 11,707 | 18 | 55 | 593 | 9,761 | 135 | 1,527 | 19 | 364 |
| 5. Faulk, Marshall | 1999-2006 | 1,919 | 11,048 | 1,447 | 6,959 | 470 | 4,071 | 0 | 0 | 2 | 18 |
| 6. Bass, Dick | 1960-69 | 1,510 | 8,936 | 1,218 | 5,417 | 214 | 1,845 | 24 | 263 | 54 | 1,415 |
| 7. Dickerson, Eric | 1983-87 | 1,648 | 8,157 | 1,525 | 7,245 | 123 | 912 | 0 | 0 | 0 | 0 |
| 8. Arnett, Jon | 1957-63 | 1,042 | 8,036 | 688 | 2,852 | 175 | 1,911 | 75 | 683 | 104 | 2,590 |
| 9. McCutcheon, L. | 1972-79 | 1,620 | 7,875 | 1,435 | 6,186 | 184 | 1,683 | 0 | 0 | 1 | 6 |
| 10. Bryant, Cullen ... | 1973-81, 1987 | 1,080 | 6,735 | 802 | 3,119 | 142 | 1,149 | 71 | 707 | 65 | 1,760 |

CAREER SCORING

| | Years | TD | PAT | FG | 2-Pt. | Tot. Pts. |
|--------------------------|-----------|----|-----|-----|-------|-----------|
| 1. Wilkins, Jeff | 1997-2007 | 0 | 428 | 265 | 0 | 1,223 |
| 2. Lansford, Mike | 1982-90 | 0 | 315 | 158 | 0 | 789 |
| 3. Waterfield, Bob | 1945-52 | 13 | 315 | 60 | 0 | 573 |
| 4. Gossett, Bruce | 1964-69 | 0 | 211 | 120 | 0 | 571 |
| 5. Faulk, Marshall | 1999-2006 | 85 | 0 | 0 | 7 | 524 |

SEASON SCORING

| | Year | TD | PAT | FG | 2-Pt. | Tot. Pts. |
|-------------------------------|------|----|-----|----|-------|-----------|
| 1. Wilkins, Jeff | 2003 | 0 | 46 | 39 | 0 | 163 |
| 2. Faulk, Marshall (RB) | 2000 | 26 | 0 | 0 | 2 | 160 |
| 3. Wilkins, Jeff | 2006 | 0 | 35 | 32 | 0 | 131 |
| 4. Ray, David | 1973 | 0 | 40 | 30 | 0 | 130 |
| 5. Faulk, Marshall (RB) | 2001 | 21 | 0 | 0 | 1 | 128 |

CAREER INTERCEPTIONS

| | | Years | No. | Yards | Avg. | Long | TD |
|-----|--------------------------|--------------|------------|--------------|-------------|-------------|-----------|
| 1. | Meador, Ed | 1959-70 | 46 | 547 | 11.9 | 38t | 5 |
| 2. | Cromwell, Nolan | 1977-87 | 37 | 671 | 18.1 | 94 | 4 |
| 3. | Irvin, LeRoy | 1980-89 | 34 | 654 | 19.2 | 81t | 5 |
| 4. | Lyght, Todd | 1991-00 | 31 | 359 | 11.6 | 57t | 4 |
| 5. | Lyle, Keith | 1994-00 | 28 | 336 | 12.0 | 68 | 0 |
| | Perry, Rod | 1975-82 | 28 | 386 | 13.8 | 83t | 4 |
| | Williams, Clarence | 1965-72 | 28 | 428 | 15.3 | 65t | 2 |
| | Sherman, Will | 1954-60 | 28 | 515 | 18.4 | 95t | 3 |
| 9. | Elmendorf, Dave | 1971-79 | 27 | 421 | 15.6 | 57t | 2 |
| 10. | Thomas, Pat..... | 1976-82 | 26 | 292 | 11.2 | 64 | 1 |

SEASON INTERCEPTIONS

| | | Year | No. | Yards | Avg. | Long | TD |
|----|---|-------------|------------|--------------|-------------|-------------|-----------|
| 1. | Lane, Dick (<i>Night Train</i>) | 1952 | *14 | 298 | 21.3 | 80t | 2 |
| 2. | Lewis, Woodley | 1950 | 12 | 275 | 22.9 | 36 | 0 |
| 3. | Sherman, Will | 1955 | 11 | 101 | 9.2 | 36 | 0 |
| 4. | Jackson, Monte | 1976 | 10 | 173 | 17.3 | 46t | 3 |
| 5. | McNeil, Ryan..... | 1997 | 9 | 127 | 14.1 | 75t | 1 |
| | Lyle, Keith | 1996 | 9 | 152 | 16.9 | 68 | 0 |
| | Burroughs, Don | 1955 | 9 | 103 | 11.4 | 34 | 0 |
| | Sims, George..... | 1949 | 9 | 78 | 8.7 | 27 | 1 |

*NFL Record

MOST CAREER PUNTS

| | | Years | No. | Yards | Avg. | TB | In 20 | Long | Blocks |
|----|-------------------------|-----------------|------------|--------------|-------------|-----------|--------------|-------------|---------------|
| 1. | Jones, Donnie..... | 2007-2011 | 449 | 20,924 | 46.6 | 39 | 133 | 80 | 1 |
| 2. | Hatcher, Dale..... | 1985-89, 1991 | 432 | 17,302 | 40.1 | 28 | 121 | 67 | 2 |
| 3. | Landeta, Sean | '93-96, 2003-04 | 380 | 16,747 | 44.2 | 42 | 90 | 70 | 0 |
| 4. | Van Brocklin, Norm..... | 1951-1957 | 343 | 14,783 | 43.1 | — | — | 71 | 1 |
| 5. | Studstill, Pat..... | 1968-1971 | 298 | 11,980 | 40.2 | 25 | — | 60 | 0 |
| | Villanueva, Danny..... | 1961-1964 | 296 | 13,099 | 44.3 | 13 | — | 68 | 1 |

SEASON PUNTING AVERAGE

| | | Year | No. | Yards | Avg. | TB | In 20 | Long | Blocked |
|----|----------------------------|-------------|------------|--------------|-------------|-----------|--------------|-------------|----------------|
| 1. | Jones, Donnie..... | 2008 | 82 | 4,100 | 50.0 | 7 | 20 | 68 | 0 |
| 2. | Jones, Donnie..... | 2007 | 78 | 3,684 | 47.2 | 9 | 18 | 80 | 0 |
| 3. | Jones, Donnie..... | 2009 | 90 | 4,212 | 46.8 | 10 | 34 | 63 | 0 |
| 4. | Hekker, Johnny..... | 2014 | 80 | 3,721 | 46.5 | 5 | 33 | 61 | 1 |
| 5. | Hekker, Johnny..... | 2013 | 78 | 3,609 | 46.3 | 4 | 19 | 64 | 0 |
| 6. | Hekker, Johnny..... | 2012 | 82 | 3,756 | 45.8 | 4 | 22 | 68 | 0 |
| 7. | Villanueva, Danny..... | 1962 | 87 | 3,960 | 45.5 | 7 | — | 65 | 1 |
| | Jones, Donnie..... | 2010 | 94 | 4,276 | 45.5 | 4 | 32 | 63 | 0 |
| 9. | Turk, Matt | 2006 | 69 | 3,132 | 45.4 | 7 | 26 | 74 | 1 |
| | Villanueva, Danny..... | 1963 | 81 | 3,678 | 45.4 | 0 | — | 68 | 0 |

RAMS YEAR-BY-YEAR LEADERS

PASSING

| Year | Player | Att. | Cmp. | Yards | Pct. | TD | Int. | Long | Sk/Yds | Rating |
|------|------------------------|------|------|-------|------|----|------|------|--------|--------|
| 1937 | Snyder, Bob | 66 | 25 | 378 | 37.9 | 1 | 14 | | | 23.0 |
| 1938 | Snyder, Bob | 87 | 36 | 631 | 41.4 | 0 | 9 | | | 27.2 |
| 1939 | Hall, Parker | 208 | 106 | 1,227 | 51.0 | 9 | 13 | | | 57.5 |
| 1940 | Hall, Parker | 183 | 77 | 1,108 | 42.1 | 1 | 16 | | | 27.8 |
| 1941 | Hall, Parker | 190 | 84 | 863 | 44.2 | 7 | 19 | 39 | | 30.5 |
| 1942 | Hall, Parker | 140 | 62 | 815 | 44.3 | 7 | 19 | 59 | | 40.3 |
| 1943 | Suspended Play/W.W. II | | | | | | | | | |
| 1944 | Reisz, Albie | 113 | 49 | 777 | 43.4 | 8 | 10 | 70 | | 53.6 |
| 1945 | Waterfield, Bob | 171 | 88 | 1,609 | 51.4 | 14 | 16 | 84 | | 72.5 |
| 1946 | Waterfield, Bob | 256 | 128 | 1,772 | 50.0 | 17 | 18 | 57 | | 65.9 |
| 1947 | Waterfield, Bob | 221 | 96 | 1,210 | 43.4 | 8 | 18 | 45 | | 39.2 |
| 1948 | Hardy, Jim | 211 | 112 | 1,390 | 50.7 | 14 | 7 | 69t | | 82.1 |
| 1949 | Waterfield, Bob | 296 | 154 | 2,168 | 52.0 | 17 | 24 | 71t | | 61.3 |
| 1950 | Van Brocklin, Norm | 233 | 127 | 2,061 | 54.5 | 18 | 14 | 58 | | 85.1 |
| 1951 | Waterfield, Bob | 176 | 88 | 1,566 | 50.0 | 13 | 10 | 91t | | 81.8 |
| 1952 | Van Brocklin, Norm | 205 | 113 | 1,736 | 55.1 | 14 | 17 | 84t | | 71.5 |
| 1953 | Van Brocklin, Norm | 286 | 156 | 2,393 | 54.5 | 19 | 14 | 70t | | 84.1 |
| 1954 | Van Brocklin, Norm | 260 | 139 | 2,637 | 53.5 | 13 | 21 | 80t | | 71.9 |
| 1955 | Van Brocklin, Norm | 272 | 144 | 1,890 | 52.9 | 8 | 15 | 74t | | 62.0 |
| 1956 | Wade, Bill | 178 | 91 | 1,461 | 51.1 | 10 | 13 | 76t | | 67.2 |
| 1957 | Van Brocklin, Norm | 265 | 132 | 2,105 | 49.8 | 20 | 21 | 81t | | 68.8 |
| 1958 | Wade, Bill | 341 | 181 | 2,875 | 53.1 | 18 | 22 | 93t | | 72.2 |
| 1959 | Wade, Bill | 261 | 153 | 2,001 | 58.6 | 12 | 17 | 72t | | 71.1 |
| 1960 | Wade, Bill | 182 | 106 | 1,294 | 58.2 | 12 | 11 | 63 | | 77.0 |
| 1961 | Bratkowski, Zeke | 230 | 124 | 1,547 | 53.9 | 8 | 13 | 84t | | 63.1 |
| 1962 | Bratkowski, Zeke | 219 | 110 | 1,541 | 50.2 | 9 | 16 | 80t | | 56.5 |
| 1963 | Gabriel, Roman | 281 | 130 | 1,947 | 46.3 | 8 | 11 | 77t | 44/337 | 62.7 |
| 1964 | Munson, Bill | 223 | 108 | 1,533 | 48.4 | 9 | 15 | 95t | 23/183 | 56.5 |
| 1965 | Gabriel, Roman | 173 | 83 | 1,321 | 48.0 | 11 | 5 | 60t | 14/97 | 83.0 |
| 1966 | Gabriel, Roman | 397 | 217 | 2,540 | 54.7 | 10 | 16 | 84t | 48/319 | 65.9 |
| 1967 | Gabriel, Roman | 371 | 196 | 2,779 | 52.8 | 25 | 13 | 80t | 24/201 | 85.7 |
| 1968 | Gabriel, Roman | 366 | 184 | 2,364 | 50.3 | 19 | 16 | 60t | 27/296 | 70.0 |
| 1969 | Gabriel, Roman | 399 | 217 | 2,549 | 54.4 | 24 | 7 | 93t | 14/182 | 86.8 |
| 1970 | Gabriel, Roman | 407 | 211 | 2,552 | 52.0 | 16 | 12 | 71 | 20/134 | 72.2 |
| 1971 | Gabriel, Roman | 352 | 180 | 2,238 | 51.1 | 17 | 10 | 68 | 25/200 | 75.5 |
| 1972 | Gabriel, Roman | 323 | 165 | 2,027 | 51.1 | 12 | 15 | 57 | 12/102 | 63.8 |
| 1973 | Hadl, John | 258 | 135 | 2,008 | 52.3 | 22 | 11 | 69 | 17/126 | 88.8 |
| 1974 | Harris, James | 198 | 106 | 1,544 | 53.5 | 11 | 6 | 50 | 12/101 | 85.3 |
| 1975 | Harris, James | 285 | 157 | 2,148 | 55.1 | 14 | 15 | 54 | 21/180 | 73.8 |
| 1976 | Harris, James | 158 | 91 | 1,460 | 57.6 | 8 | 6 | 80 | 14/151 | 89.8 |
| 1977 | Haden, Pat | 216 | 122 | 1,551 | 56.5 | 11 | 6 | 58 | 17/151 | 84.4 |
| 1978 | Haden, Pat | 444 | 229 | 2,995 | 51.6 | 13 | 19 | 68t | 32/216 | 65.0 |
| 1979 | Haden, Pat | 290 | 163 | 1,854 | 56.2 | 11 | 14 | 50 | 21/178 | 68.2 |
| 1980 | Ferragamo, Vince | 404 | 240 | 3,199 | 59.4 | 30 | 19 | 74t | 23/191 | 89.7 |
| 1981 | Haden, Pat | 267 | 138 | 1,815 | 51.7 | 9 | 13 | 64 | 28/227 | 64.4 |
| 1982 | Ferragamo, Vince | 209 | 118 | 1,609 | 56.5 | 9 | 9 | 85t | 7/65 | 77.7 |
| 1983 | Ferragamo, Vince | 464 | 274 | 3,276 | 59.1 | 22 | 23 | 61t | 21/178 | 75.5 |
| 1984 | Kemp, Jeff | 284 | 143 | 2,021 | 50.4 | 13 | 7 | 63t | 24/190 | 78.7 |
| 1985 | Brock, Dieter | 365 | 218 | 2,658 | 59.7 | 16 | 13 | 64t | 51/351 | 81.8 |
| 1986 | Everett, Jim | 147 | 73 | 1,018 | 49.7 | 8 | 8 | 60t | 8/50 | 67.8 |
| 1987 | Everett, Jim | 302 | 162 | 2,064 | 53.6 | 10 | 13 | 81t | 17/139 | 68.4 |
| 1988 | Everett, Jim | 517 | 308 | 3,964 | 59.6 | 31 | 18 | 69t | 28/197 | 89.2 |
| 1989 | Everett, Jim | 518 | 304 | 4,310 | 58.7 | 29 | 17 | 78t | 29/214 | 90.6 |
| 1990 | Everett, Jim | 554 | 307 | 3,989 | 55.4 | 23 | 17 | 55t | 30/198 | 79.3 |
| 1991 | Everett, Jim | 490 | 277 | 3,438 | 56.5 | 11 | 20 | 78 | 30/200 | 68.9 |
| 1992 | Everett, Jim | 475 | 281 | 3,323 | 59.2 | 22 | 18 | 67t | 26/204 | 80.1 |
| 1993 | Everett, Jim | 274 | 135 | 1,652 | 49.3 | 8 | 12 | 60t | 18/125 | 59.7 |
| 1994 | Miller, Chris | 317 | 173 | 2,104 | 54.6 | 16 | 14 | 54 | 28/193 | 73.6 |
| 1995 | Miller, Chris | 405 | 232 | 2,623 | 57.3 | 18 | 15 | 72 | 31/244 | 76.2 |
| 1996 | Banks, Tony | 368 | 192 | 2,544 | 52.2 | 15 | 15 | 77t | 48/306 | 71.0 |
| 1997 | Banks, Tony | 487 | 252 | 3,254 | 51.7 | 14 | 13 | 76 | 43/317 | 71.5 |
| 1998 | Banks, Tony | 408 | 241 | 2,535 | 59.1 | 7 | 14 | 80t | 41/237 | 68.6 |
| 1999 | Warner, Kurt | 499 | 325 | 4,353 | 65.1 | 41 | 13 | 75t | 29/201 | 109.2 |
| 2000 | Green, Trent | 240 | 145 | 2,063 | 60.4 | 16 | 5 | 64 | 24/145 | 101.8 |
| 2001 | Warner, Kurt | 546 | 375 | 4,830 | 68.7 | 36 | 22 | 65t | 38/233 | 101.4 |
| 2002 | Bulger, Marc | 214 | 138 | 1,826 | 64.5 | 14 | 6 | 58 | 12/102 | 101.5 |
| 2003 | Bulger, Marc | 532 | 336 | 3,845 | 63.2 | 22 | 22 | 48 | 37/288 | 81.4 |
| 2004 | Bulger, Marc | 485 | 321 | 3,964 | 66.2 | 21 | 14 | 56 | 41/302 | 93.7 |
| 2005 | Bulger, Marc | 287 | 192 | 2,297 | 66.9 | 14 | 9 | 57t | 26/192 | 94.4 |
| 2006 | Bulger, Marc | 588 | 370 | 4,301 | 63.0 | 24 | 8 | 67t | 49/366 | 92.9 |
| 2007 | Bulger, Marc | 378 | 221 | 2,392 | 58.5 | 11 | 15 | 40 | 37/269 | 70.3 |
| 2008 | Bulger, Marc | 440 | 251 | 2,720 | 57.0 | 11 | 13 | 80t | 38/263 | 71.4 |
| 2009 | Bulger, Marc | 247 | 140 | 1,469 | 56.7 | 5 | 6 | 50 | 14/85 | 70.7 |
| 2010 | Bradford, Sam | 590 | 354 | 3,512 | 60.0 | 18 | 15 | 49 | 34/244 | 76.5 |
| 2011 | Bradford, Sam | 357 | 191 | 2,614 | 53.5 | 6 | 6 | 68 | 36/248 | 70.5 |
| 2012 | Bradford, Sam | 328 | 551 | 3,702 | 59.5 | 21 | 13 | 80t | 35/233 | 82.5 |
| 2013 | Bradford, Sam | 159 | 262 | 1,678 | 60.7 | 14 | 4 | 73 | 15/97 | 90.9 |
| 2014 | Davis, Austin | 180 | 284 | 2,001 | 63.4 | 12 | 9 | 59t | 29/179 | 85.1 |

RUSHING

| Year | Player | Att. | Yards | Avg. | Long | TD |
|------|------------------------|------|-------|------|------|----|
| 1937 | Drake, Johnny (Zero) | 98 | 333 | 3.4 | | 3 |
| 1938 | Davis, Corbett | 71 | 202 | 2.8 | | 3 |
| 1939 | Hall, Parker | 120 | 458 | 3.8 | | 2 |
| 1940 | Drake, Johnny (Zero) | 130 | 480 | 3.6 | | 9 |
| 1941 | Drake, Johnny (Zero) | 101 | 246 | 2.4 | 15 | 2 |
| 1942 | Magnani, Dante | 59 | 344 | 5.8 | 71 | 2 |
| 1943 | Suspended Play/W.W. II | | | | | |
| 1944 | West, Pat | 66 | 220 | 3.3 | 31 | 0 |
| 1945 | Gehrke, Fred | 74 | 467 | 6.3 | 72 | 7 |
| 1946 | Gehrke, Fred | 71 | 371 | 5.2 | 53 | 3 |
| 1947 | Washington, Kenny | 60 | 444 | 7.4 | 92t | 5 |
| 1948 | Hoerner, Dick | 76 | 354 | 4.7 | 23 | 4 |
| 1949 | Hoerner, Dick | 155 | 582 | 3.7 | 37 | 6 |
| 1950 | Davis, Glenn | 88 | 416 | 4.7 | 55 | 3 |
| 1951 | Towler, Dan | 126 | 854 | 6.8 | 79t | 6 |
| 1952 | Towler, Dan | 156 | 894 | 5.7 | 44t | 10 |
| 1953 | Towler, Dan | 152 | 879 | 5.8 | 73t | 7 |
| 1954 | Younger, Paul (Tank) | 91 | 610 | 6.7 | 75t | 8 |
| 1955 | Waller, Ron | 151 | 716 | 4.7 | 55t | 7 |
| 1956 | Waller, Ron | 83 | 543 | 6.5 | 46 | 1 |
| 1957 | Wilson, Tom | 127 | 616 | 4.9 | 46 | 3 |
| 1958 | Arnett, Jon | 133 | 683 | 5.1 | 57 | 6 |
| 1959 | Matson, Ollie | 161 | 863 | 5.4 | 50 | 6 |
| 1960 | Arnett, Jon | 104 | 436 | 4.2 | 31 | 2 |
| 1961 | Arnett, Jon | 158 | 609 | 3.9 | 26 | 4 |
| 1962 | Bass, Dick | 196 | 1,033 | 5.3 | 57 | 6 |
| 1963 | Bass, Dick | 143 | 577 | 3.6 | 51 | 5 |
| 1964 | Wilson, Ben | 159 | 553 | 3.5 | 27 | 5 |
| 1965 | Bass, Dick | 121 | 549 | 4.5 | 44t | 2 |
| 1966 | Bass, Dick | 248 | 1,090 | 4.4 | 50 | 8 |
| 1967 | Josephson, Les | 178 | 800 | 4.5 | 27 | 4 |
| 1968 | Ellison, Willie | 151 | 616 | 4.1 | 52t | 5 |
| 1969 | Smith, Larry | 166 | 599 | 3.6 | 46 | 1 |
| 1970 | Josephson, Les | 150 | 640 | 4.3 | 23 | 5 |
| 1971 | Ellison, Willie | 211 | 1,000 | 4.7 | 80t | 4 |
| 1972 | Ellison, Willie | 170 | 764 | 4.5 | 37 | 5 |
| 1973 | McCutcheon, Lawrence | 210 | 1,097 | 5.2 | 37 | 2 |
| 1974 | McCutcheon, Lawrence | 236 | 1,109 | 4.7 | 23 | 3 |
| 1975 | McCutcheon, Lawrence | 213 | 911 | 4.3 | 43 | 2 |
| 1976 | McCutcheon, Lawrence | 291 | 1,168 | 4.0 | 40 | 9 |
| 1977 | McCutcheon, Lawrence | 294 | 1,238 | 4.2 | 48 | 7 |
| 1978 | Bryant, Cullen | 178 | 658 | 3.7 | 26 | 7 |
| 1979 | Tyler, Wendell | 218 | 1,109 | 5.1 | 63t | 9 |
| 1980 | Bryant, Cullen | 183 | 807 | 4.4 | 20 | 3 |
| 1981 | Tyler, Wendell | 260 | 1,074 | 4.1 | 69t | 12 |
| 1982 | Tyler, Wendell | 137 | 564 | 4.1 | 54 | 9 |
| 1983 | Dickerson, Eric | 390 | 1,808 | 4.6 | 85t | 18 |
| 1984 | Dickerson, Eric | 379 | 2,105 | 5.6 | 66 | 14 |
| 1985 | Dickerson, Eric | 292 | 1,234 | 4.2 | 43 | 12 |
| 1986 | Dickerson, Eric | 404 | 1,821 | 4.5 | 42t | 11 |
| 1987 | White, Charles | 324 | 1,374 | 4.2 | 58 | 11 |
| 1988 | Bell, Greg | 288 | 1,212 | 4.2 | 44 | 16 |
| 1989 | Bell, Greg | 272 | 1,137 | 4.2 | 47 | 15 |
| 1990 | Gary, Cleveland | 204 | 808 | 4.0 | 48 | 14 |
| 1991 | Delpino, Robert | 214 | 688 | 3.2 | 36 | 9 |
| 1992 | Gary, Cleveland | 279 | 1,125 | 4.0 | 63 | 7 |
| 1993 | Bettis, Jerome | 294 | 1,429 | 4.9 | 71t | 7 |
| 1994 | Bettis, Jerome | 319 | 1,025 | 3.2 | 19 | 3 |
| 1995 | Bettis, Jerome | 183 | 637 | 3.5 | 41 | 3 |
| 1996 | Phillips, Lawrence | 193 | 632 | 3.3 | 38 | 4 |
| 1997 | Phillips, Lawrence | 183 | 633 | 3.5 | 28 | 8 |
| 1998 | Henley, June | 88 | 313 | 3.6 | 22 | 3 |
| 1999 | Faulk, Marshall | 253 | 1,381 | 5.5 | 58 | 7 |
| 2000 | Faulk, Marshall | 253 | 1,359 | 5.4 | 36 | 18 |
| 2001 | Faulk, Marshall | 260 | 1,382 | 5.3 | 71t | 12 |
| 2002 | Faulk, Marshall | 212 | 953 | 4.5 | 44 | 8 |
| 2003 | Faulk, Marshall | 209 | 818 | 3.9 | 52 | 10 |
| 2004 | Faulk, Marshall | 195 | 774 | 4.0 | 40 | 3 |
| 2005 | Jackson, Steven | 254 | 1,046 | 4.1 | 51 | 8 |
| 2006 | Jackson, Steven | 346 | 1,528 | 4.4 | 59t | 13 |
| 2007 | Jackson, Steven | 237 | 1,002 | 4.2 | 54 | 5 |
| 2008 | Jackson, Steven | 253 | 1,042 | 4.1 | 56t | 7 |
| 2009 | Jackson, Steven | 324 | 1,416 | 4.4 | 58 | 4 |
| 2010 | Jackson, Steven | 330 | 1,241 | 3.8 | 42t | 6 |
| 2011 | Jackson, Steven | 260 | 1,145 | 4.4 | 47t | 5 |
| 2012 | Jackson, Steven | 257 | 1,042 | 4.1 | 46 | 4 |
| 2013 | Stacy, Zac | 250 | 973 | 3.9 | 40t | 7 |
| 2014 | Mason, Tre | 179 | 765 | 4.3 | 89t | 4 |

RECEIVING

| Year | Player | No. | Yards | Avg. | Long | TD |
|-------------|---------------------------|-----------|------------|-------------|------------|----------|
| 1937 | Busich, Sam | 13 | 136 | 10.5 | | 0 |
| 1938 | Benton, Jim | 21 | 418 | 19.9 | | 5 |
| 1939 | Spadacinni, Vic | 32 | 292 | 9.1 | | 1 |
| 1940 | Benton, Jim | 22 | 351 | 16.0 | | 3 |
| 1941 | Hickey, Howard (Red) | 21 | 294 | 14.0 | 39 | 4 |
| 1942 | Magnani, Dante | 24 | 276 | 11.5 | 67 | 4 |
| 1943 | Suspended Play/W.W. II | | | | | |
| 1944 | Benton, Jim | 39 | 505 | 12.9 | 36 | 6 |
| 1945 | Benton, Jim | 45 | 1,067 | 23.7 | 84 | 8 |
| 1946 | Benton, Jim | 63 | 993 | 15.8 | 57 | 6 |
| 1947 | Benton, Jim | 35 | 511 | 14.6 | 43 | 6 |
| 1948 | Fears, Tom | 51 | 698 | 13.7 | 80 | 4 |
| 1949 | Fears, Tom | 77 | 1,013 | 13.2 | 51t | 9 |
| 1950 | Fears, Tom | 84 | 1,116 | 13.3 | 53 | 7 |
| 1951 | Hirsch, Elroy | 66 | 1,495 | 22.7 | 91 | 17 |
| 1952 | Fears, Tom | 48 | 600 | 12.5 | 36 | 6 |
| 1953 | Hirsch, Elroy | 61 | 941 | 15.4 | 70 | 4 |
| 1954 | Boyd, Bob | 53 | 1,212 | 22.9 | 80 | 6 |
| 1955 | Fears, Tom | 44 | 569 | 12.9 | 31 | 2 |
| 1956 | Clarke, Leon | 36 | 650 | 18.1 | 60 | 4 |
| 1957 | Hirsch, Elroy | 32 | 477 | 14.9 | 45 | 6 |
| 1958 | Shofner, Del | 51 | 1,097 | 21.5 | 92 | 8 |
| 1959 | Shofner, Del | 47 | 936 | 19.9 | 72 | 7 |
| 1960 | Phillips, Jim | 52 | 883 | 17.0 | 61t | 8 |
| 1961 | Phillips, Jim | 78 | 1,092 | 14.0 | 69t | 5 |
| 1962 | Phillips, Jim | 60 | 875 | 14.6 | 65t | 5 |
| 1963 | Phillips, Jim | 54 | 793 | 14.7 | 52 | 1 |
| 1964 | McKeever, Marlin (TE) | 41 | 582 | 14.2 | 46 | 1 |
| 1965 | McDonald, Tom | 67 | 1,036 | 15.5 | 51 | 9 |
| 1966 | Moore, Tom (RB) | 60 | 433 | 7.2 | 30t | 3 |
| 1967 | Casey, Bernie | 53 | 871 | 16.4 | 57t | 8 |
| 1968 | Truax, Billy (TE) | 35 | 417 | 11.9 | 22 | 3 |
| 1969 | Snow, Jack | 49 | 734 | 15.0 | 74t | 6 |
| 1970 | Snow, Jack | 51 | 859 | 16.8 | 71 | 7 |
| 1971 | Rentzel, Lance | 38 | 534 | 14.1 | 41 | 5 |
| 1972 | Snow, Jack | 30 | 590 | 19.7 | 57 | 4 |
| 1973 | Jackson, Harold | 40 | 874 | 21.9 | 69 | 13 |
| 1974 | McCutcheon, Lawrence (RB) | 39 | 408 | 10.5 | 50 | 2 |
| 1975 | Jackson, Harold | 43 | 786 | 18.3 | 54 | 7 |
| 1976 | Jackson, Harold | 39 | 751 | 19.3 | 65 | 5 |
| 1977 | Jackson, Harold | 48 | 666 | 13.9 | 58 | 6 |
| 1978 | Miller, Willie | 50 | 767 | 15.3 | 52 | 5 |
| 1979 | Dennard, Preston | 43 | 766 | 17.8 | 50 | 4 |
| 1980 | Bryant, Cullen (RB) | 53 | 386 | 7.3 | 25 | 3 |
| 1981 | Dennard, Preston | 49 | 821 | 16.8 | 64 | 4 |
| 1982 | Tyler, Wendell (RB) | 38 | 375 | 9.9 | 40 | 4 |
| 1983 | Barber, Mike (TE) | 55 | 657 | 11.9 | 42t | 3 |
| 1984 | Ellard, Henry | 34 | 622 | 18.3 | 63t | 6 |
| 1985 | Ellard, Henry | 54 | 811 | 15.0 | 64t | 5 |
| 1986 | Ellard, Henry | 34 | 447 | 13.1 | 34 | 4 |
| 1987 | Ellard, Henry | 51 | 799 | 15.7 | 81t | 3 |
| 1988 | Ellard, Henry | 86 | 1,414 | 16.4 | 68 | 10 |
| 1989 | Ellard, Henry | 70 | 1,382 | 19.7 | 53 | 8 |
| 1990 | Ellard, Henry | 76 | 1,294 | 17.0 | 50t | 4 |
| 1991 | Ellard, Henry | 64 | 1,052 | 16.4 | 38 | 3 |
| 1992 | Gary, Cleveland (RB) | 52 | 293 | 5.6 | 22 | 3 |
| 1993 | Ellard, Henry | 61 | 945 | 15.5 | 54 | 2 |
| 1994 | Bailey, Johnny (RB) | 58 | 516 | 8.9 | 28 | 7 |
| 1995 | Bruce, Isaac | 119 | 1,781 | 15.0 | 72 | 13 |
| 1996 | Bruce, Isaac | 84 | 1,338 | 15.9 | 70 | 7 |
| 1997 | Lee, Amp (RB) | 61 | 825 | 13.5 | 62 | 3 |
| 1998 | Lee, Amp (RB) | 64 | 667 | 10.4 | 44 | 2 |
| 1999 | Faulk, Marshall (RB) | 87 | 1,048 | 12.0 | 57t | 5 |
| 2000 | Bruce, Isaac | 87 | 1,471 | 16.9 | 78t | 9 |
| 2001 | Faulk, Marshall (RB) | 83 | 765 | 9.2 | 65t | 9 |
| 2002 | Holt, Torry | 91 | 1,302 | 14.3 | 58 | 4 |
| 2003 | Holt, Torry | 117 | 1,696 | 14.5 | 48 | 12 |
| 2004 | Holt, Torry | 94 | 1,372 | 14.6 | 75t | 10 |
| 2005 | Holt, Torry | 102 | 1,331 | 13.0 | 44 | 9 |
| 2006 | Holt, Torry | 93 | 1,188 | 12.8 | 67t | 10 |
| 2007 | Holt, Torry | 93 | 1,189 | 12.8 | 40 | 7 |
| 2008 | Holt, Torry | 64 | 796 | 12.4 | 45t | 3 |
| 2009 | Avery, Donnie | 47 | 589 | 12.5 | 50 | 5 |
| 2010 | Amendola, Danny | 85 | 689 | 8.1 | 36 | 3 |
| 2011 | Lloyd, Brandon | 51 | 683 | 13.4 | 37 | 5 |
| 2012 | Givens, Chris | 42 | 698 | 16.6 | 65 | 3 |
| 2013 | Cook, Jared (TE) | 51 | 671 | 13.2 | 47 | 5 |
| 2014 | Cook, Jared (TE) | 52 | 634 | 12.2 | 59t | 3 |

PUNTING

| Year | Player | No. | Yards | Avg. | TB | In 20 | Long | Blocks |
|------|------------------------|-----------|--------------|-------------|----------|-----------|-----------|----------|
| 1939 | Hall, Parker | 58 | | 41.0 | | | 80 | |
| 1940 | Hall, Parker | 57 | | 43.0 | | | 75 | |
| 1941 | Hall, Parker | 49 | | 40.1 | | | 67 | |
| 1942 | Jacobs, Jack | 33 | | 42.3 | | | 66 | |
| 1943 | Suspended Play/W.W. II | | | | | | | |
| 1944 | Reisz, Albie | 25 | | 40.1 | | | 66 | 0 |
| 1945 | Waterfield, Bob | 39 | | 40.7 | | | 68 | 0 |
| 1946 | Waterfield, Bob | 39 | 1,743 | 44.6 | | | 65 | 0 |
| 1947 | Waterfield, Bob | 59 | 2,500 | 42.4 | | | 86 | 1 |
| 1948 | Waterfield, Bob | 43 | 1,833 | 42.6 | | | 88 | 0 |
| 1949 | Waterfield, Bob | 49 | 2,177 | 44.4 | | | 61 | 1 |
| 1950 | Waterfield, Bob | 52 | 2,087 | 40.1 | | | 61 | 2 |
| 1951 | Van Brocklin, Norm | 48 | 1,992 | 41.5 | | | 62 | 1 |
| 1952 | Van Brocklin, Norm | 29 | 1,250 | 43.1 | | | 66 | 0 |
| 1953 | Van Brocklin, Norm | 60 | 2,529 | 42.2 | | | 57 | 0 |
| 1954 | Van Brocklin, Norm | 44 | 1,874 | 42.6 | | | 61 | 0 |
| 1955 | Van Brocklin, Norm | 60 | 2,676 | 44.6 | | | 61 | 0 |
| 1956 | Van Brocklin, Norm | 48 | 2,070 | 43.1 | | | 72 | 0 |
| 1957 | Van Brocklin, Norm | 54 | 2,392 | 44.3 | | | 71 | 0 |
| 1958 | Shofner, Del | 49 | 2,018 | 41.2 | | | 62 | 0 |
| 1959 | Shofner, Del | 48 | 2,004 | 41.8 | | | 66 | 1 |
| 1960 | Shofner, Del | 54 | 2,301 | 42.6 | | | 63 | 1 |
| 1961 | Villanueva, Danny | 46 | 1,845 | 40.1 | 1 | | 53 | 0 |
| 1962 | Villanueva, Danny | 87 | 3,960 | 45.5 | 7 | | 65 | 1 |
| 1963 | Villanueva, Danny | 81 | 3,678 | 45.4 | 0 | | 68 | 0 |
| 1964 | Villanueva, Danny | 82 | 3,616 | 44.1 | 5 | | 58 | 0 |
| 1965 | Lothridge, Billy | 42 | 1,619 | 38.5 | 3 | | 55 | 1 |
| 1966 | Kilgore, Jon | 71 | 3,037 | 42.8 | 4 | | 58 | 0 |
| 1967 | Kilgore, Jon | 68 | 2,872 | 42.2 | 6 | | 68 | 2 |
| 1968 | Studstill, Pat | 81 | 3,207 | 39.6 | 4 | | 58 | 0 |
| 1969 | Studstill, Pat | 80 | 3,259 | 40.7 | 9 | | 60 | 0 |
| 1970 | Studstill, Pat | 67 | 2,618 | 39.1 | 6 | | 53 | 0 |
| 1971 | Studstill, Pat | 70 | 2,896 | 41.4 | 6 | | 60 | 0 |
| 1972 | Chapple, Dave | 53 | 2,344 | 44.2 | 3 | | 70 | 0 |
| 1973 | Chapple, Dave | 51 | 2,079 | 40.8 | 6 | | 65 | 1 |
| 1974 | Burke, Mike | 46 | 1,701 | 37.0 | 4 | | 51 | 0 |
| 1975 | Carrell, Duane | 73 | 2,874 | 39.4 | 9 | | 57 | 0 |
| 1976 | Jackson, Rusty | 77 | 3,006 | 39.0 | 6 | 16 | 61 | 0 |
| 1977 | <i>Walker, Glen</i> | 73 | 2,568 | 35.2 | 8 | 11 | 56 | 0 |
| 1978 | Walker, Glen | 83 | 3,069 | 37.0 | 5 | 26 | 61 | 2 |
| 1979 | Clark, Ken | 93 | 3,731 | 40.1 | 7 | 17 | 60 | 2 |
| 1980 | Corral, Frank | 76 | 3,004 | 39.5 | 5 | 15 | 65 | 1 |
| 1981 | Corral, Frank | 89 | 3,735 | 42.0 | 3 | 19 | 67 | 0 |
| 1982 | Misko, John | 45 | 1,961 | 43.6 | 2 | 10 | 59 | 1 |
| 1983 | Misko, John | 82 | 3,301 | 40.3 | 12 | 18 | 67 | 0 |
| 1984 | Misko, John | 74 | 2,866 | 38.7 | 9 | 21 | 58 | 0 |
| 1985 | <i>Hatcher, Dale</i> | 87 | 3,761 | 43.2 | 6 | 32 | 67 | 1 |
| 1986 | Hatcher, Dale | 97 | 3,740 | 38.6 | 5 | 26 | 57 | 0 |
| 1987 | Hatcher, Dale | 76 | 3,140 | 41.3 | 4 | 19 | 62 | 0 |
| 1988 | Hatcher, Dale | 36 | 1,424 | 39.6 | 1 | 13 | 54 | 0 |
| 1989 | Hatcher, Dale | 73 | 2,834 | 38.8 | 7 | 15 | 54 | 1 |
| 1990 | <i>English, Keith</i> | 68 | 2,663 | 39.2 | 2 | 8 | 58 | 1 |
| 1991 | Hatcher, Dale | 63 | 2,403 | 38.1 | 5 | 16 | 52 | 0 |
| 1992 | Bracken, Don | 76 | 3,122 | 41.1 | 4 | 20 | 59 | 0 |
| 1993 | Landeta, Sean | 42 | 1,825 | 43.5 | 7 | 7 | 66 | 0 |
| 1994 | Landeta, Sean | 78 | 3,494 | 44.8 | 9 | 23 | 62 | 0 |
| 1995 | Landeta, Sean | 83 | 3,679 | 44.3 | 12 | 23 | 63 | 0 |
| 1996 | Landeta, Sean | 78 | 3,491 | 44.8 | 9 | 23 | 70 | 0 |
| 1997 | Horan, Mike | 53 | 2,272 | 42.9 | 4 | 10 | 60 | 0 |
| 1998 | Tuten, Rick | 95 | 4,202 | 44.2 | 10 | 16 | 64 | 0 |
| 1999 | Tuten, Rick | 32 | 1,359 | 42.5 | 7 | 9 | 70 | 0 |
| 2000 | <i>Baker, John</i> | 43 | 1,736 | 40.4 | 5 | 13 | 59 | 1 |
| 2001 | Baker, John | 43 | 1,809 | 42.1 | 7 | 9 | 58 | 0 |
| 2002 | Berger, Mitch | 72 | 3,020 | 41.9 | 10 | 26 | 64 | 0 |
| 2003 | Landeta, Sean | 59 | 2,525 | 42.8 | 5 | 14 | 57 | 0 |
| 2004 | Landeta, Sean | 40 | 1,733 | 43.3 | 3 | 9 | 63 | 0 |
| 2005 | Barker, Bryan | 50 | 2,137 | 42.7 | 4 | 13 | 63 | 0 |
| 2006 | Turk, Matt | 69 | 3,132 | 45.4 | 7 | 26 | 74 | 1 |
| 2007 | Jones, Donnie | 78 | 3,684 | 47.2 | 9 | 18 | 80 | 0 |
| 2008 | Jones, Donnie | 82 | 4,100 | 50.0 | 7 | 20 | 68 | 0 |
| 2009 | Jones, Donnie | 90 | 4,212 | 46.8 | 10 | 34 | 63 | 0 |
| 2010 | Jones, Donnie | 94 | 4,276 | 45.5 | 4 | 20 | 63 | 0 |
| 2011 | Jones, Donnie | 105 | 4,652 | 44.3 | 9 | 29 | 65 | 1 |
| 2012 | Hekker, Johnny | 82 | 3,756 | 45.8 | 4 | 22 | 68 | 0 |
| 2013 | Hekker, Johnny | 78 | 3,609 | 46.3 | 4 | 19 | 64 | 0 |
| 2014 | Hekker, Johnny | 80 | 3,721 | 46.5 | 5 | 33 | 61 | 1 |

FIELD GOALS

| Year | Player | Att. | Made | Pct. | Long |
|------|------------------------|------|------|-------|------|
| 1937 | Snyder, Bob | 1 | 1 | 1.000 | 30 |
| 1938 | Peterson, Nelson | 2 | 2 | 1.000 | 18 |
| 1939 | Davis, Corby | 2 | 1 | .500 | 27 |
| 1940 | Adams, Chet | 5 | 1 | .200 | 29 |
| 1941 | Adams, Chet | 2 | 1 | .500 | 40 |
| 1942 | Adams, Chet | 6 | 3 | .500 | 46 |
| 1943 | Suspended Play/W.W. II | | | | |
| 1944 | Zontini, Louis | 6 | 3 | .500 | 39 |
| 1945 | Waterfield, Bob | 3 | 1 | .333 | 28 |
| 1946 | Waterfield, Bob | 11 | 6 | .545 | 37 |
| 1947 | Waterfield, Bob | 16 | 7 | .437 | 45 |
| 1948 | Waterfield, Bob | 11 | 6 | .545 | 47 |
| 1949 | Waterfield, Bob | 17 | 9 | .529 | 42 |
| 1950 | Waterfield, Bob | 14 | 7 | .500 | 46 |
| 1951 | Waterfield, Bob | 23 | 13 | .565 | 47 |
| 1952 | Waterfield, Bob | 19 | 11 | .579 | 45 |
| 1953 | Agajanian, Ben | 23 | 10 | .434 | 47 |
| 1954 | Agajanian, Ben | 25 | 13 | .520 | 41 |
| 1955 | Richter, Les | 15 | 10 | .667 | 41 |
| 1956 | Richter, Les | 15 | 8 | .533 | 32 |
| 1957 | Cothren, Paige | 19 | 11 | .579 | 44 |
| 1958 | Cothren, Paige | 25 | 14 | .560 | 43 |
| 1959 | Michaels, Lou | 17 | 8 | .470 | 40 |
| 1960 | Villanueva, Danny | 19 | 12 | .631 | 36 |
| 1961 | Villanueva, Danny | 27 | 13 | .481 | 38 |
| 1962 | Villanueva, Danny | 20 | 10 | .500 | 51 |
| 1963 | Villanueva, Danny | 17 | 9 | .529 | 47 |
| 1964 | Gossett, Bruce | 24 | 18 | .750 | 44 |
| 1965 | Gossett, Bruce | 26 | 15 | .577 | 49 |
| 1966 | Gossett, Bruce | 49 | 28 | .571 | 48 |
| 1967 | Gossett, Bruce | 43 | 20 | .465 | 47 |
| 1968 | Gossett, Bruce | 31 | 17 | .548 | 37 |
| 1969 | Gossett, Bruce | 34 | 22 | .647 | 44 |
| 1970 | Ray, David | 29 | 45 | .644 | 46 |
| 1971 | Ray, David | 29 | 18 | .620 | 49 |
| 1972 | Ray, David | 41 | 24 | .585 | 45 |
| 1973 | Ray, David | 47 | 30 | .638 | 49 |
| 1974 | Ray, David | 31 | 25 | .806 | 48 |
| 1975 | Dempsey, Tom | 26 | 21 | .808 | 51 |
| 1976 | Dempsey, Tom | 26 | 17 | .654 | 49 |
| 1977 | Septien, Rafael | 30 | 18 | .600 | 45 |
| 1978 | Corral, Frank | 43 | 29 | .674 | 48 |
| 1979 | Corral, Frank | 25 | 13 | .520 | 49 |
| 1980 | Corral, Frank | 30 | 16 | .533 | 47 |
| 1981 | Corral, Frank | 26 | 17 | .654 | 44 |
| 1982 | Lansford, Mike | 15 | 9 | .600 | 39 |
| 1983 | Nelson, Chuck | 11 | 5 | .455 | 41 |
| 1984 | Lansford, Mike | 33 | 25 | .758 | 50 |
| 1985 | Lansford, Mike | 29 | 22 | .759 | 52 |
| 1986 | Lansford, Mike | 24 | 17 | .708 | 50 |
| 1987 | Lansford, Mike | 21 | 17 | .810 | 48 |
| 1988 | Lansford, Mike | 32 | 24 | .750 | 49 |
| 1989 | Lansford, Mike | 30 | 23 | .767 | 48 |
| 1990 | Lansford, Mike | 24 | 15 | .625 | 46 |
| 1991 | Zendejas, Tony | 17 | 17 | 1.000 | 50 |
| 1992 | Zendejas, Tony | 20 | 15 | .750 | 49 |
| 1993 | Zendejas, Tony | 23 | 16 | .696 | 54 |
| 1994 | Zendejas, Tony | 23 | 18 | .783 | 47 |
| 1995 | Biasucci, Dean | 12 | 9 | .750 | 51 |
| 1996 | Lohmiller, Chip | 25 | 21 | .840 | 50 |
| 1997 | Wilkins, Jeff | 37 | 25 | .675 | 52 |
| 1998 | Wilkins, Jeff | 26 | 20 | .769 | 57 |
| 1999 | Wilkins, Jeff | 28 | 20 | .714 | 51 |
| 2000 | Wilkins, Jeff | 17 | 17 | 1.000 | 51 |
| 2001 | Wilkins, Jeff | 29 | 23 | .793 | 54 |
| 2002 | Wilkins, Jeff | 25 | 19 | .760 | 47 |
| 2003 | Wilkins, Jeff | 42 | 39 | .929 | 53 |
| 2004 | Wilkins, Jeff | 24 | 19 | .792 | 53 |
| 2005 | Wilkins, Jeff | 31 | 27 | .871 | 53 |
| 2006 | Wilkins, Jeff | 37 | 32 | .864 | 53 |
| 2007 | Wilkins, Jeff | 32 | 24 | .750 | 53 |
| 2008 | Brown, Josh | 36 | 31 | .861 | 54 |
| 2009 | Brown, Josh | 24 | 19 | .792 | 54 |
| 2010 | Brown, Josh | 39 | 33 | .846 | 53 |
| 2011 | Brown, Josh | 28 | 21 | .750 | 49 |
| 2012 | Zuerlein, Greg | 31 | 23 | .741 | 60 |
| 2013 | Zuerlein, Greg | 28 | 26 | .929 | 50 |
| 2014 | Zuerlein, Greg | 30 | 24 | .800 | 56 |

SCORING

| Year | Player | TDR | TDP | TDRT | PAT | FG | TP |
|------|------------------------|-----|-----|------|-------|-------|-----|
| 1937 | Drake, Johnny (Zero) | 3 | 2 | 0 | 0-0 | 0-0 | 30 |
| 1938 | Benton, Jim | 1 | 5 | 0 | 0-0 | 0-0 | 36 |
| 1939 | Drake, Johnny (Zero) | 9 | 0 | 0 | 0-0 | 0-0 | 54 |
| 1940 | Drake, Johnny (Zero) | 9 | 0 | 0 | 2-2 | 0-0 | 56 |
| 1941 | Hickey, Howard (Red) | 0 | 4 | 0 | 0-0 | 0-0 | 24 |
| 1942 | Magnani, Dante | 2 | 3 | 0 | 0-0 | 0-0 | 30 |
| 1943 | Suspended Play/W.W. II | | | | | | |
| 1944 | Zontini, Lou | 3 | 1 | 0 | 14-16 | 3-6 | 47 |
| 1945 | Waterfield, Bob | 5 | 0 | 0 | 31-34 | 1-3 | 64 |
| 1946 | Waterfield, Bob | 1 | 0 | 0 | 37-37 | 6-11 | 61 |
| 1947 | Waterfield, Bob | 1 | 0 | 0 | 27-30 | 7-16 | 54 |
| 1948 | Waterfield, Bob | 0 | 0 | 0 | 38-44 | 6-11 | 56 |
| 1949 | Waterfield, Bob | 1 | 0 | 0 | 43-46 | 9-17 | 77 |
| 1950 | Waterfield, Bob | 1 | 0 | 0 | 54-58 | 7-14 | 91 |
| 1951 | Hirsch, Elroy (WR-RB) | 0 | 17 | 0 | 0-0 | 0-0 | 102 |
| 1952 | Waterfield, Bob | 1 | 0 | 0 | 44-45 | 11-19 | 83 |
| 1953 | Agajanian, Ben | 0 | 0 | 0 | 36-37 | 10-23 | 66 |
| 1954 | Towler, Dan (RB) | 11 | 0 | 0 | 0-0 | 0-0 | 66 |
| 1955 | Richter, Les | 0 | 0 | 0 | 30-31 | 13-22 | 69 |
| 1956 | Richter, Les | 0 | 0 | 0 | 36-38 | 8-15 | 60 |
| 1957 | Cothren, Paige | 0 | 0 | 0 | 38-39 | 11-19 | 71 |
| 1958 | Cothren, Paige | 0 | 0 | 0 | 42-43 | 14-25 | 84 |
| 1959 | Shofner, Del (WR) | 0 | 7 | 0 | 0-0 | 0-0 | 42 |
| 1960 | Villanueva, Danny | 0 | 0 | 0 | 28-28 | 12-19 | 64 |
| 1961 | Villanueva, Danny | 0 | 0 | 0 | 32-32 | 13-27 | 71 |
| 1962 | Villanueva, Danny | 0 | 0 | 0 | 26-27 | 10-20 | 56 |
| 1963 | Villanueva, Danny | 0 | 0 | 0 | 25-26 | 9-17 | 52 |
| 1964 | Gossett, Bruce | 0 | 0 | 0 | 31-32 | 18-24 | 85 |
| 1965 | Gossett, Bruce | 0 | 0 | 0 | 30-32 | 15-26 | 75 |
| 1966 | Gossett, Bruce | 0 | 0 | 0 | 29-29 | 28-49 | 113 |
| 1967 | Gossett, Bruce | 0 | 0 | 0 | 48-48 | 20-43 | 108 |
| 1968 | Gossett, Bruce | 0 | 0 | 0 | 37-37 | 17-31 | 88 |
| 1969 | Gossett, Bruce | 0 | 0 | 0 | 36-36 | 22-34 | 102 |
| 1970 | Ray, David | 0 | 0 | 0 | 34-34 | 29-45 | 121 |
| 1971 | Ray, David | 0 | 0 | 0 | 37-37 | 18-29 | 91 |
| 1972 | Ray, David | 0 | 0 | 0 | 31-31 | 24-41 | 103 |
| 1973 | Ray, David | 0 | 0 | 0 | 40-42 | 30-47 | 130 |
| 1974 | Ray, David | 0 | 0 | 0 | 25-31 | 9-16 | 52 |
| 1975 | Dempsey, Tom | 0 | 0 | 0 | 31-36 | 21-26 | 94 |
| 1976 | Dempsey, Tom | 0 | 0 | 0 | 36-44 | 17-26 | 87 |
| 1977 | Septien, Rafael | 0 | 0 | 0 | 32-35 | 18-30 | 86 |
| 1978 | Corral, Frank | 0 | 0 | 0 | 31-33 | 29-43 | 118 |
| 1979 | Corral, Frank | 0 | 0 | 0 | 36-39 | 13-25 | 75 |
| 1980 | Corral, Frank | 0 | 0 | 0 | 51-52 | 16-30 | 99 |
| 1981 | Tyler, Wendell (RB) | 12 | 5 | 0 | 0-0 | 0-0 | 102 |
| 1982 | Tyler, Wendell (RB) | 9 | 4 | 0 | 0-0 | 0-0 | 78 |
| 1983 | Dickerson, Eric (RB) | 18 | 2 | 0 | 0-0 | 0-0 | 120 |
| 1984 | Lansford, Mike | 0 | 0 | 0 | 37-38 | 25-33 | 112 |
| 1985 | Lansford, Mike | 0 | 0 | 0 | 38-39 | 22-29 | 104 |
| 1986 | Lansford, Mike | 0 | 0 | 0 | 34-35 | 17-24 | 85 |
| 1987 | Lansford, Mike | 0 | 0 | 0 | 36-38 | 17-21 | 87 |
| 1988 | Lansford, Mike | 0 | 0 | 0 | 45-48 | 24-32 | 117 |
| 1989 | Lansford, Mike | 0 | 0 | 0 | 51-51 | 23-30 | 120 |
| 1990 | Gary, Cleveland (RB) | 14 | 1 | 0 | 0-0 | 0-0 | 90 |
| 1991 | Zendejas, Tony | 0 | 0 | 0 | 25-26 | 17-17 | 76 |
| 1992 | Zendejas, Tony | 0 | 0 | 0 | 38-38 | 15-20 | 83 |
| 1993 | Zendejas, Tony | 0 | 0 | 0 | 23-25 | 16-23 | 71 |
| 1994 | Zendejas, Tony | 0 | 0 | 0 | 28-28 | 18-23 | 82 |
| 1995 | Bruce, Isaac (WR) | 0 | 13 | 0 | 1* | 0-0 | 80 |
| 1996 | Lohmiller, Chip | 0 | 0 | 0 | 28-29 | 21-25 | 91 |
| 1997 | Wilkins, Jeff | 0 | 0 | 0 | 32-32 | 25-37 | 107 |
| 1998 | Wilkins, Jeff | 0 | 0 | 0 | 25-26 | 20-26 | 85 |
| 1999 | Wilkins, Jeff | 0 | 0 | 0 | 64-64 | 20-28 | 124 |
| 2000 | Faulk, Marshall (RB) | 26 | 0 | 0 | 2* | 0-0 | 160 |
| 2001 | Faulk, Marshall (RB) | 21 | 0 | 0 | 1* | 0-0 | 128 |
| 2002 | Wilkins, Jeff | 0 | 0 | 0 | 37-37 | 19-25 | 94 |
| 2003 | Wilkins, Jeff | 0 | 0 | 0 | 46-46 | 39-42 | 163 |
| 2004 | Wilkins, Jeff | 0 | 0 | 0 | 32-32 | 19-24 | 89 |
| 2005 | Wilkins, Jeff | 0 | 0 | 0 | 36-36 | 27-31 | 117 |
| 2006 | Wilkins, Jeff | 0 | 0 | 0 | 36-36 | 32-37 | 131 |
| 2007 | Wilkins, Jeff | 0 | 0 | 0 | 25-25 | 24-32 | 97 |
| 2008 | Brown, Josh | 0 | 0 | 0 | 19-19 | 31-36 | 112 |
| 2009 | Brown, Josh | 0 | 0 | 0 | 16-16 | 19-24 | 73 |
| 2010 | Brown, Josh | 0 | 0 | 0 | 26-27 | 33-39 | 125 |
| 2011 | Brown, Josh | 0 | 0 | 0 | 18-18 | 21-28 | 81 |
| 2012 | Zuerlein, Greg | 0 | 0 | 0 | 26-26 | 23-31 | 95 |
| 2013 | Zuerlein, Greg | 0 | 0 | 0 | 34-34 | 26-28 | 112 |
| 2014 | Zuerlein, Greg | 0 | 0 | 0 | 34-35 | 24-30 | 106 |

*2-point Conversion

KICKOFF RETURNS

| Year | Player | No. | Yards | Avg. | Long | TD |
|-------------|--------------------------------|------------|--------------|-------------|-------------|-----------|
| 1942 | Magnani, Dante | 11 | 250 | 22.7 | 37 | 0 |
| 1943 | Suspended Play/W.W. II | | | | | |
| 1944 | Reisz, Al | 12 | 285 | 23.7 | 44 | 0 |
| 1945 | Gehrke, Fred | 9 | 173 | 19.2 | 30 | 0 |
| 1946 | Gehrke, Fred | 8 | 186 | 23.2 | 28 | 0 |
| 1947 | Harmon, Tom | 9 | 208 | 23.1 | 34 | 0 |
| 1948 | Gehrke, Fred | 17 | 464 | 27.3 | 92t | 1 |
| 1949 | <i>Kalmanir, Tom</i> | 18 | 403 | 22.4 | 57 | 0 |
| 1950 | Smith, Verda (Vitamin T.) ... | 22 | 742 | 33.7 | 97t | 3 |
| 1951 | Davis, Glenn | 9 | 179 | 19.9 | 33 | 0 |
| 1952 | <i>Quinlan, Skeet</i> | 17 | 440 | 25.9 | 56 | 0 |
| 1953 | Lewis, Woodley | 32 | 830 | 25.9 | 69 | 0 |
| 1954 | Lewis, Woodley | 34 | 836 | 24.6 | 88t | 1 |
| 1955 | <i>Waller, Ron</i> | 17 | 461 | 27.1 | 39 | 0 |
| 1956 | <i>Wilson, Tom</i> | 15 | 477 | 31.8 | 103t | 1 |
| 1957 | Arnett, Jon | 18 | 504 | 28.0 | 98t | 1 |
| 1958 | Arnett, Jon | 16 | 331 | 20.7 | 32 | 0 |
| 1959 | Matson, Ollie | 16 | 367 | 22.9 | 48 | 0 |
| 1960 | Arnett, Jon | 17 | 416 | 24.5 | 43 | 0 |
| 1961 | Bass, Dick | 23 | 698 | 30.3 | 64 | 0 |
| 1962 | Atkins, Pervis | 28 | 676 | 24.1 | 41 | 0 |
| 1963 | Shannon, Carver | 28 | 823 | 29.4 | 99t | 1 |
| 1964 | Shannon, Carver | 18 | 442 | 24.6 | 40 | 0 |
| 1965 | Smith, Bob | 17 | 451 | 26.9 | 56 | 0 |
| 1966 | Williams, Clarence | 15 | 420 | 28.0 | 81 | 0 |
| 1967 | <i>Ellison, Willie</i> | 13 | 340 | 26.2 | 58 | 0 |
| 1968 | Smith, Ron | 26 | 718 | 27.6 | 94t | 1 |
| 1969 | Smith, Ron | 27 | 585 | 21.6 | 37 | 0 |
| 1970 | Haymond, Alvin | 35 | 1,022 | 29.2 | 98t | 1 |
| 1971 | Williams, Travis | 25 | 743 | 29.7 | 105t | 1 |
| 1972 | Ellison, Willie | 14 | 345 | 24.6 | 32 | 0 |
| 1973 | Bryant, Cullen | 13 | 369 | 28.4 | 93 | 1 |
| 1974 | Bryant, Cullen | 23 | 617 | 26.8 | 84 | 1 |
| 1975 | McGee, Willie | 17 | 404 | 23.8 | 46 | 0 |
| 1976 | Bryant, Cullen | 16 | 459 | 28.7 | 90 | 1 |
| 1977 | <i>Tyler, Wendell</i> | 24 | 523 | 21.8 | 27 | 0 |
| 1978 | Latin, Jerry | 22 | 467 | 21.2 | 41 | 0 |
| 1979 | <i>Hill, Drew</i> | 40 | 803 | 20.1 | 39 | 0 |
| 1980 | Hill, Drew | 43 | 880 | 20.5 | 98t | 1 |
| 1981 | Hill, Drew | 60 | 1,170 | 19.5 | 50 | 0 |
| 1982 | <i>Redden, Barry</i> | 22 | 502 | 22.8 | 85 | 0 |
| 1983 | Redden, Barry | 18 | 358 | 18.8 | 43 | 0 |
| 1984 | Redden, Barry | 23 | 530 | 23.0 | 40 | 0 |
| 1985 | Brown, Ron | 28 | 918 | 32.8 | 98t | 3 |
| 1986 | Brown, Ron | 36 | 794 | 22.1 | 55 | 0 |
| 1987 | Brown, Ron | 27 | 581 | 21.5 | 95t | 1 |
| 1988 | Brown, Ron | 19 | 401 | 21.1 | 73 | 0 |
| 1989 | Brown, Ron | 47 | 968 | 20.6 | 74 | 0 |
| 1990 | Green, Gaston | 25 | 560 | 22.4 | 99t | 1 |
| 1991 | Turner, Vernon | 24 | 457 | 19.0 | 36 | 0 |
| 1992 | Turner, Vernon | 29 | 569 | 19.6 | 35 | 0 |
| 1993 | <i>Boykin, Deral</i> | 13 | 216 | 16.6 | 35 | 0 |
| 1994 | Lang, David | 27 | 626 | 23.2 | 57 | 0 |
| 1995 | Thomas, J.T. | 32 | 752 | 23.5 | 46 | 0 |
| 1996 | Thomas, J.T. | 30 | 643 | 21.4 | 43 | 0 |
| 1997 | <i>Thompson, David</i> | 49 | 1,110 | 22.7 | 56 | 0 |
| 1998 | Horne, Tony | 56 | 1,306 | 23.3 | 102t | 1 |
| 1999 | Horne, Tony | 30 | 892 | 29.7 | 101t | 2 |
| 2000 | Horne, Tony | 57 | 1,379 | 24.2 | 103t | 1 |
| 2001 | Canidate, Trung | 36 | 748 | 20.8 | 40 | 0 |
| 2002 | Wilkins, Terrence | 47 | 1,074 | 22.9 | 42 | 0 |
| 2003 | <i>Harris, Arlen</i> | 51 | 1,175 | 23.0 | 42 | 0 |
| 2004 | Harris, Arlen | 47 | 951 | 20.2 | 29 | 0 |
| 2005 | Johnson, Chris | 38 | 857 | 22.6 | 99t | 1 |
| 2006 | Ponder, Willie | 26 | 605 | 23.3 | 40 | 0 |
| 2007 | Hall, Dante | 29 | 729 | 25.1 | 84 | 0 |
| 2008 | Hall, Dante | 37 | 763 | 20.6 | 41 | 0 |
| 2009 | Amendola, Danny | 66 | 1,618 | 24.5 | 58 | 0 |
| 2010 | Amendola, Danny | 50 | 1,142 | 22.8 | 84 | 0 |
| 2011 | Porter, Quinn | 25 | 554 | 22.2 | 32 | 0 |
| 2012 | Givens, Chris | 23 | 539 | 23.4 | 48 | 0 |
| 2013 | Austin, Tavon | 18 | 398 | 22.1 | 32 | 0 |
| 2014 | Cunningham, Benny | 35 | 963 | 27.5 | 75 | 0 |

PUNT RETURNS

| Year | Player | No. | FC | Yards | Avg. | Long | TD |
|------|---------------------------|-----|----|-------|------|------|----|
| 1941 | Hall, Parker | 13 | | 125 | 9.6 | 25 | 0 |
| 1942 | Hall, Parker | 12 | | 148 | 12.3 | 32 | 0 |
| 1943 | Suspended Play/W.W. II | | | | | | |
| 1944 | Kabealo, Mike | 7 | | 64 | 9.1 | 16 | 0 |
| 1945 | Gehrke, Fred | 8 | | 120 | 15.0 | 49 | 0 |
| 1946 | Gehrke, Fred | 8 | | 59 | 7.3 | 20 | 0 |
| 1947 | Harmon, Tom | 27 | | 392 | 14.5 | 88t | 1 |
| 1948 | Horvath, Les | 13 | | 203 | 15.6 | 27 | 0 |
| 1949 | Smith, Verda (Vitamin T.) | 27 | | 427 | 15.8 | 85t | 1 |
| 1950 | Smith, Verda (Vitamin T.) | 22 | | 218 | 9.9 | 30 | 0 |
| 1951 | Smith, Verda (Vitamin T.) | 12 | | 139 | 11.6 | 37 | 0 |
| 1952 | Lewis, Woodley | 19 | | 351 | 18.5 | 83t | 2 |
| 1953 | Lewis, Woodley | 35 | | 267 | 7.6 | 78 | 1 |
| 1954 | Lewis, Woodley | 22 | | 82 | 3.7 | 16 | 0 |
| 1955 | Waller, Ron | 14 | | 60 | 4.3 | 21 | 0 |
| 1956 | Sherman, Will | 12 | | 100 | 8.3 | 76 | 1 |
| 1957 | Arnett, Jon | 14 | | 85 | 6.1 | 22 | 0 |
| 1958 | Arnett, Jon | 18 | | 223 | 12.4 | 58 | 0 |
| 1959 | Arnett, Jon | 17 | | 184 | 10.8 | 71t | 1 |
| 1960 | Bass, Dick | 11 | | 62 | 5.6 | 22 | 0 |
| 1961 | Arnett, Jon | 10 | | 75 | 7.5 | 17 | 0 |
| 1962 | Atkins, Pervis | 11 | 5 | 94 | 8.5 | 45 | 0 |
| 1963 | Shannon, Carver | 15 | 11 | 132 | 8.8 | 29 | 0 |
| 1964 | Shannon, Carver | 15 | 6 | 81 | 5.4 | 22 | 0 |
| 1965 | Stiger, Jim | 13 | 2 | 106 | 8.2 | 22 | 0 |
| 1966 | Stiger, Jim | 33 | 7 | 259 | 7.8 | 49 | 0 |
| 1967 | Cross, Irv | 17 | 6 | 136 | 8.0 | 39 | 0 |
| 1968 | Meador, Ed | 17 | 15 | 136 | 8.0 | 40 | 0 |
| 1969 | Haymond, Alvin | 33 | 8 | 435 | 13.2 | 52 | 0 |
| 1970 | Haymond, Alvin | 53 | 15 | 376 | 7.1 | 30 | 0 |
| 1971 | Haymond, Alvin | 24 | 11 | 123 | 5.1 | 28 | 0 |
| 1972 | Bertelsen, Jim | 16 | 3 | 232 | 14.5 | 60 | 0 |
| 1973 | Bertelsen, Jim | 26 | 10 | 259 | 10.0 | 34 | 0 |
| 1974 | Bertelsen, Jim | 11 | 4 | 132 | 12.0 | 19 | 0 |
| 1975 | Bertelsen, Jim | 11 | 1 | 143 | 13.0 | 38 | 0 |
| 1976 | Bryant, Cullen | 29 | 2 | 321 | 11.1 | 25 | 0 |
| 1977 | Bryant, Cullen | 20 | 1 | 141 | 7.1 | 26 | 0 |
| 1978 | Wallace, Jackie | 52 | 5 | 618 | 11.9 | 58 | 0 |
| 1979 | Brown, Eddie | 56 | 19 | 332 | 5.9 | 30 | 0 |
| 1980 | Irvin, LeRoy | 42 | 7 | 296 | 7.0 | 26 | 0 |
| 1981 | Irvin, LeRoy | 46 | 6 | 615 | 13.4 | 84t | 3 |
| 1982 | Irvin, LeRoy | 22 | 1 | 243 | 11.0 | 63t | 1 |
| 1983 | Ellard, Henry | 16 | 4 | 217 | 13.6 | 72t | 1 |
| 1984 | Ellard, Henry | 30 | 3 | 403 | 13.4 | 83t | 2 |
| 1985 | Ellard, Henry | 37 | 9 | 501 | 13.5 | 80t | 1 |
| 1986 | Ellard, Henry | 14 | 11 | 127 | 9.1 | 20 | 0 |
| 1987 | Ellard, Henry | 15 | 6 | 107 | 7.1 | 29 | 0 |
| 1988 | Hicks, Clifford | 25 | 0 | 144 | 5.8 | 13 | 0 |
| 1989 | Henley, Darryl | 29 | 19 | 273 | 9.4 | 25 | 0 |
| 1990 | Henley, Darryl | 19 | 4 | 195 | 10.3 | 26 | 0 |
| 1991 | Turner, Vernon | 23 | 4 | 201 | 8.7 | 29 | 0 |
| 1992 | Turner, Vernon | 28 | 6 | 207 | 7.4 | 23 | 0 |
| 1992 | Turner, Vernon | 28 | 6 | 207 | 7.4 | 23 | 0 |
| 1993 | Buchanan, Richard | 8 | 1 | 41 | 5.1 | 12 | 0 |
| 1994 | Bailey, Johnny | 19 | 4 | 153 | 8.1 | 24 | 0 |
| 1995 | Kinchen, Todd | 53 | 7 | 416 | 7.8 | 27 | 0 |
| 1996 | Kennison, Eddie | 29 | 16 | 643 | 14.6 | 78t | 2 |
| 1997 | Kennison, Eddie | 34 | 20 | 247 | 7.3 | 43 | 0 |
| 1998 | Kennison, Eddie | 40 | 25 | 415 | 10.4 | 71t | 1 |
| 1999 | Hakim, Az-Zahir | 44 | 22 | 461 | 10.5 | 84t | 1 |
| 2000 | Hakim, Az-Zahir | 32 | 17 | 489 | 15.3 | 86t | 1 |
| 2001 | Hakim, Az-Zahir | 36 | 12 | 330 | 9.2 | 32 | 0 |
| 2002 | Wilkins, Terrence | 25 | 13 | 242 | 9.7 | 55 | 0 |
| 2003 | Groce, DeJuan | 19 | 3 | 135 | 7.1 | 19 | 0 |
| 2004 | McDonald, Shaun | 30 | 18 | 143 | 4.8 | 39 | 0 |
| 2005 | Looker, Dane | 8 | 2 | 69 | 8.6 | 17 | 0 |
| 2006 | McDonald, Shaun | 23 | 14 | 172 | 7.5 | 33 | 0 |
| 2007 | Hall, Dante | 19 | 6 | 286 | 15.1 | 85t | 1 |
| 2008 | Stanley, Derek | 11 | 4 | 101 | 9.2 | 33 | 0 |
| 2009 | Amendola, Danny | 31 | 11 | 360 | 11.6 | 56 | 0 |
| 2010 | Amendola, Danny | 40 | 18 | 452 | 11.3 | 42 | 0 |
| 2011 | Pettis, Austin | 15 | 10 | 139 | 9.3 | 39 | 0 |
| 2012 | Amendola, Danny | 17 | 10 | 122 | 7.2 | 22 | 0 |
| 2013 | Austin, Tavon | 33 | 11 | 280 | 8.5 | 98t | 1 |
| 2014 | Austin, Tavon | 35 | 23 | 391 | 11.2 | 78t | 1 |

INTERCEPTIONS

| Year | Player | No. | Yards | Avg. | Long | TD |
|-------------|--------------------------|----------|------------|-------------|------------|----------|
| 1941 | Drake, Johnny (Zero) | 2 | 66 | 33.0 | 54 | 0 |
| 1942 | Jacobs, Jack | 4 | 22 | 5.5 | 22 | 0 |
| 1943 | Suspended Play/W.W. II | | | | | |
| 1944 | Colella, Tom | 4 | 53 | 13.3 | 19 | 0 |
| 1945 | Waterfield, Bob | 6 | 92 | 15.3 | 29 | 0 |
| 1946 | Waterfield, Bob | 5 | 72 | 14.4 | 28 | 0 |
| 1947 | Harmon, Tom | 8 | 136 | 17.0 | 36 | 1 |
| 1948 | Naumetz, Fred | 4 | 75 | 18.8 | 68 | 0 |
| 1949 | Sims, George | 9 | 78 | 8.7 | 27 | 1 |
| 1950 | Lewis, Woodley | 12 | 275 | 22.9 | 36 | 0 |
| 1951 | Hecker, Norb | 3 | 74 | 24.7 | 36 | 0 |
| 1952 | Lane, Dick (Night Train) | 14 | 298 | 21.3 | 80t | 2 |
| 1953 | Hecker, Norb | 7 | 91 | 13.0 | 24 | 0 |
| 1954 | Sherman, Will | 6 | 70 | 11.7 | 28 | 0 |
| 1955 | Sherman, Will | 11 | 101 | 9.2 | 36 | 0 |
| 1956 | Sherman, Will | 4 | 122 | 30.5 | 95t | 1 |
| 1957 | Richter, Les | 4 | 60 | 15.0 | 25 | 0 |
| 1958 | Burroughs, Don | 7 | 72 | 10.3 | 46 | 0 |
| 1959 | Meador, Ed | 3 | 3 | 1.0 | 3 | 0 |
| 1960 | Britt, Charley | 5 | 117 | 23.4 | 73t | 1 |
| 1961 | Crow, Lindon | 6 | 117 | 19.5 | 31 | 0 |
| 1962 | Crow, Lindon | 5 | 100 | 20.0 | 65t | 1 |
| 1963 | Meador, Ed | 6 | 38 | 6.3 | 20 | 0 |
| 1964 | Richardson, Jerry | 5 | 146 | 29.2 | 41 | 0 |
| 1965 | Martin, Aaron | 2 | 60 | 30.0 | 37t | 1 |
| 1966 | Williams, Clarence | 8 | 97 | 12.1 | 32t | 1 |
| 1967 | Meador, Ed | 8 | 103 | 12.9 | 30t | 2 |
| 1968 | Williams, Clarence | 7 | 51 | 7.3 | 36 | 0 |
| 1969 | Meador, Ed | 5 | 97 | 19.4 | 38t | 2 |
| 1970 | Williams, Clarence | 5 | 108 | 21.6 | 65t | 1 |
| 1971 | Howard, Gene | 6 | 99 | 16.5 | 35 | 0 |
| 1972 | Nettles, Jim | 6 | 168 | 28.0 | 43 | 0 |
| 1973 | Stukes, Charlie | 5 | 104 | 20.8 | 42 | 0 |
| 1974 | Elmendorf, Dave | 7 | 186 | 26.6 | 57t | 2 |
| 1975 | Simpson, Bill | 6 | 90 | 15.0 | 29 | 0 |
| 1976 | Jackson, Monte | 10 | 173 | 17.3 | 46 | 3 |
| 1977 | Simpson, Bill | 6 | 157 | 26.2 | 42 | 0 |
| 1978 | Perry, Rod | 8 | 117 | 14.6 | 44t | 3 |
| 1979 | Cromwell, Nolan | 5 | 109 | 21.8 | 34 | 0 |
| 1980 | Cromwell, Nolan | 8 | 140 | 17.5 | 34 | 1 |
| 1981 | Cromwell, Nolan | 5 | 94 | 18.8 | 94t | 1 |
| 1982 | Perry, Rod | 3 | 57 | 19.0 | 33 | 0 |
| 1983 | Collins, Kirk | 5 | 113 | 22.6 | 58 | 0 |
| 1984 | Irvin, LeRoy | 5 | 166 | 33.2 | 81t | 2 |
| 1985 | Green, Gary | 6 | 84 | 14.0 | 41t | 1 |
| 1986 | Gray, Jerry | 8 | 101 | 12.6 | 28 | 0 |
| 1987 | Irvin, LeRoy | 2 | 47 | 23.5 | 47t | 1 |
| 1988 | Johnson, Johnnie | 4 | 18 | 4.5 | 11 | 0 |
| 1989 | Gray, Jerry | 6 | 48 | 8.0 | 27t | 1 |
| 1990 | Humphery, Bobby | 4 | 52 | 13.0 | 44t | 1 |
| 1991 | Gray, Jerry | 3 | 83 | 27.7 | 59t | 1 |
| 1992 | Henley, Darryl | 4 | 41 | 10.3 | 25 | 0 |
| 1993 | Bailey, Robert | 2 | 41 | 20.5 | 41 | 0 |
| 1994 | Pope, Marquez | 3 | 66 | 22.0 | 51 | 0 |
| 1995 | Wright, Toby | 6 | 79 | 13.2 | 27 | 0 |
| 1996 | Lyle, Keith | 9 | 152 | 16.9 | 68 | 0 |
| 1997 | McNeil, Ryan | 9 | 127 | 14.1 | 75t | 1 |
| 1998 | Lyght, Todd | 3 | 30 | 10.0 | 17 | 0 |
| | Lyle, Keith | 3 | 20 | 6.7 | 20 | 0 |
| 1999 | Lyght, Todd | 6 | 112 | 18.7 | 57t | 1 |
| 2000 | McCleon, Dexter | 8 | 28 | 3.5 | 23 | 0 |
| 2001 | Bly, Dre' | 6 | 150 | 25.0 | 93t | 2 |
| 2002 | Herring, Kim | 3 | 38 | 12.7 | 36 | 0 |
| 2003 | Fisher, Travis | 4 | 205 | 51.3 | 74t | 2 |
| | Williams, Aeneas | 4 | 82 | 20.5 | 46t | 1 |
| | Butler, Jerametrious | 4 | 72 | 18.0 | 45 | 0 |
| | Polley, Tommy (LB) | 4 | 32 | 8.0 | 22 | 0 |
| 2004 | Butler, Jerametrious | 5 | 15 | 3.0 | 10 | 0 |
| 2005 | Furrey, Mike | 4 | 143 | 35.8 | 67t | 1 |
| 2006 | Bartell, Ron | 3 | 63 | 21.0 | 38t | 1 |
| | Hill, Tye | 3 | 20 | 6.7 | 14 | 0 |
| | Brown, Fakhir | 3 | 17 | 5.7 | 20 | 0 |
| | Atogwe, Oshiomogho | 3 | 8 | 2.7 | 7 | 0 |
| 2007 | Atogwe, Oshiomogho | 8 | 125 | 15.6 | 52t | 1 |
| 2008 | Atogwe, Oshiomogho | 5 | 91 | 18.2 | 43 | 0 |
| 2009 | Butler, James | 3 | 17 | 5.6 | 17 | 0 |
| 2010 | Feltcher, Bradley | 4 | 41 | 10.3 | 28 | 0 |
| 2011 | Gordy, Josh | 3 | 37 | 12.3 | 30 | 0 |
| 2012 | Jenkins, Janoris | 4 | 150 | 37.5 | 41t | 3 |
| 2013 | Johnson, Trumaine | 3 | 36 | 12.0 | 29 | 0 |
| 2014 | Johnson, Trumaine | 3 | 69 | 23.0 | 43t | 1 |

TACKLES (Unofficial)

| Year | Player | Solo | Assists | Total |
|-------------|--------------------------------|-------------|----------------|--------------|
| 1962 | McKeever, Marlin (LB) | 58 | 31 | 89 |
| 1963 | Pardee, Jack (LB) | 46 | 25 | 71 |
| 1964 | Jones, David (DE) | 75 | 22 | 97 |
| 1965 | Jones, David (DE) | 68 | 27 | 95 |
| 1966 | Jones, David (DE) | 98 | 14 | 112 |
| 1967 | Jones, David (DE) | 100 | 39 | 139 |
| 1968 | Jones, David (DE) | 87 | 23 | 110 |
| 1969 | Jones, David (DE) | 59 | 55 | 114 |
| 1970 | Pottios, Myton (LB) | 62 | 26 | 88 |
| 1971 | McKeever, Marlin (LB) | 76 | 32 | 108 |
| 1972 | Robinson, Isiah (LB) | 59 | 23 | 82 |
| 1973 | Reynolds, Jack (LB) | 58 | 28 | 86 |
| 1974 | Reynolds, Jack (LB) | 72 | 29 | 101 |
| 1975 | Reynolds, Jack (LB) | 74 | 38 | 112 |
| 1976 | Reynolds, Jack (LB) | 89 | 31 | 120 |
| 1977 | Elmendorf, Dave (S) | 59 | 35 | 94 |
| 1978 | Youngblood, Jim (LB) | 80 | 43 | 120 |
| 1979 | Reynolds, Jack (LB) | 83 | 61 | 144 |
| 1980 | Reynolds, Jack (LB) | 81 | 38 | 119 |
| 1981 | Ekern, Carl (LB) | 85 | 46 | 131 |
| 1982 | Andrews, George (LB) | 47 | 20 | 67 |
| 1983 | Ekern, Carl (LB) | 94 | 36 | 130 |
| 1984 | Collins, Jim (LB) | 142 | 43 | 185 |
| 1985 | Collins, Jim (LB) | 103 | 37 | 140 |
| 1986 | Newsome, Vince (S) | 91 | 22 | 113 |
| 1987 | Collins, Jim (LB) | 78 | 12 | 90 |
| 1988 | Ekern, Carl (LB) | 64 | 29 | 93 |
| 1989 | Newsome, Vince (S) | 64 | 25 | 89 |
| 1990 | Newsome, Vince (S) | 74 | 18 | 92 |
| 1991 | Kelm, Larry (LB) | 88 | 17 | 105 |
| 1992 | Greene, Kevin (LB) | 75 | 12 | 87 |
| 1993 | Phifer, Roman (LB) | 96 | 21 | 117 |
| 1994 | Conlan, Shane (LB) | 82 | 24 | 106 |
| 1995 | Phifer, Roman (LB) | 106 | 43 | 149 |
| 1996 | Phifer, Roman (LB) | 123 | 47 | 170 |
| 1997 | Jones, Robert (LB) | 72 | 43 | 115 |
| 1998 | Jenkins, Billy (S) | 90 | 31 | 121 |
| 1999 | Fletcher, London (LB) | 80 | 58 | 138 |
| 2000 | Fletcher, London (LB) | 117 | 76 | 193 |
| 2001 | Fletcher, London (LB) | 113 | 76 | 189 |
| 2002 | Archuleta, Adam (S) | 101 | 48 | 149 |
| 2003 | Tinoisamoa, Pisa (LB) | 70 | 51 | 121 |
| 2004 | Tinoisamoa, Pisa (LB) | 100 | 45 | 145 |
| 2005 | Tinoisamoa, Pisa (LB) | 91 | 43 | 134 |
| 2006 | Witherspoon, Will (LB) | 104 | 32 | 136 |
| 2007 | Witherspoon, Will (LB) | 103 | 29 | 132 |
| 2008 | Tinoisamoa, Pisa (LB) | 88 | 47 | 135 |
| 2009 | Laurinaitis, James (LB) | 98 | 48 | 146 |
| 2010 | Laurinaitis, James (LB) | 98 | 16 | 114 |
| 2011 | Laurinaitis, James (LB) | 101 | 41 | 142 |
| 2012 | Laurinaitis, James (LB) | 132 | 42 | 174 |
| 2013 | Ogletree, Alec (LB) | 124 | 31 | 155 |
| 2014 | Ogletree, Alec (LB) | 110 | 59 | 169 |

SACKS (Not an official sack until 1982)

| Year | Player | No. | Year | Player | No. |
|-------------|----------------------|------------|-------------|--------------------------|-------------|
| 1950 | Jack Zilly (DE) | 7.0 | 1983 | Jack Youngblood (DE) | 10.5 |
| 1951 | Larry Brink (DE) | 3.0 | 1984 | Jack Youngblood (DE) | 9.5 |
| 1952 | Andy Robustelli (DE) | 7.5 | 1985 | Mike Wilcher (LB) | 12.5 |
| 1953 | Andy Robustelli (DE) | 8.0 | 1986 | Gary Jeter (DE) | 8.0 |
| 1954 | Andy Robustelli (DE) | 4.0 | 1987 | Gary Jeter (DE) | 7.0 |
| 1955 | Andy Robustelli (DE) | 6.0 | 1988 | Kevin Greene (LB) | 16.5 |
| 1956 | Paul Miller (DE) | 6.0 | 1989 | Kevin Greene (LB) | 16.5 |
| 1957 | Dick Daugherty (LB) | 8.0 | 1990 | Kevin Greene (LB) | 13.0 |
| 1958 | Lou Michaels (DE) | 6.0 | 1991 | Kevin Greene (LB) | 3.0 |
| 1959 | George Struger (DT) | 5.0 | | Gerald Robinson (DE) | 3.0 |
| 1960 | Gene Brito (DE) | 7.0 | 1992 | Kevin Greene (LB) | 10.0 |
| 1961 | Lamar Lundy (DE) | 11.0 | 1993 | Sean Gilbert (DT) | 10.5 |
| 1962 | Deacon Jones (DE) | 12.0 | 1994 | Robert Young (DE) | 6.5 |
| 1963 | Lamar Lundy (DE) | 9.0 | 1995 | D'Marco Farr (DT) | 11.0 |
| 1964 | Deacon Jones (DE) | 22.0 | 1996 | Kevin Carter (DE) | 9.5 |
| 1965 | Deacon Jones (DE) | 19.0 | 1997 | Leslie O'Neal (DE) | 10.0 |
| 1966 | Deacon Jones (DE) | 18.0 | 1998 | Kevin Carter (DE) | 12.0 |
| 1967 | Deacon Jones (DE) | 21.0 | 1999 | Kevin Carter (DE) | 17.0 |
| 1968 | Deacon Jones (DE) | 22.0 | 2000 | Grant Wistrom (DE) | 11.0 |
| 1969 | Deacon Jones (DE) | 15.0 | 2001 | Leonard Little (DE) | 14.5 |
| 1970 | Deacon Jones (DE) | 12.0 | 2002 | Leonard Little (DE) | 12.0 |
| 1971 | Coy Bacon (DE) | 11.0 | 2003 | Leonard Little (DE) | 12.5 |
| 1972 | Coy Bacon (DE) | 11.5 | 2004 | Bryce Fisher (DE) | 8.5 |
| 1973 | Jack Youngblood (DE) | 16.5 | 2005 | Leonard Little (DE) | 9.5 |
| 1974 | Jack Youngblood (DE) | 15.0 | 2006 | Leonard Little (DE) | 13.0 |
| 1975 | Jack Youngblood (DE) | 15.0 | 2007 | Will Witherspoon (LB) | 7.0 |
| 1976 | Jack Youngblood (DE) | 14.5 | 2008 | James Hall (DE) | 6.5 |
| | Larry Brooks (DT) | 14.5 | 2009 | Leonard Little (DE) | 6.5 |
| 1977 | Jack Youngblood (DE) | 8.5 | 2010 | James Hall (DE) | 10.5 |
| 1978 | Larry Brooks (DE) | 8.0 | 2011 | Chris Long (DE) | 13.0 |
| 1979 | Jack Youngblood (DE) | 18.0 | 2012 | Chris Long (DE) | 11.5 |
| 1980 | Jack Youngblood (DE) | 11.5 | 2013 | Robert Quinn (DE) | 19.0 |
| 1981 | Jack Youngblood (DE) | 12.5 | 2013 | Robert Quinn (DE) | 10.5 |
| 1982 | Mike Fanning (DT) | 5.0 | | | |

INDIVIDUAL RECORDS

SERVICE

Most Seasons

| | |
|----|---|
| 20 | Jackie Slater, 1976-95 |
| 15 | Charlie Cowan, 1961-75 Joe Scibelli, 1961-75 Merlin Olsen, 1962-76 |
| 14 | Jack Youngblood, 1971-84 Doug Smith, 1978-91 Isaac Bruce, 1994-2007 |

Most Games Played

| | |
|-----|------------------------|
| 259 | Jackie Slater, 1976-95 |
| 208 | Merlin Olsen, 1962-76 |
| 206 | Charlie Cowan, 1961-75 |

Most Consecutive Games Played

| | |
|-----|--------------------------|
| 201 | Jack Youngblood, 1971-84 |
| 198 | Merlin Olsen, 1962-76 |
| 184 | Tom Mack, 1966-1978 |

SCORING

Most Seasons Leading Team

| | |
|---|--|
| 9 | Jeff Wilkins, 1997-99, 2002-07 |
| 7 | Bob Waterfield, 1946-52 |
| 6 | Bruce Gossett, 1964-69 Mike Lansford, 1982-90 |

Most Consecutive Seasons Leading Team

| | |
|---|--|
| 6 | Bruce Gossett, 1964-69 Mike Lansford, 1984-89 Bob Waterfield, 1945-50 Jeff Wilkins, 2002-07 |
| 5 | David Ray, 1970-74 |
| 4 | Danny Villaneuva, 1960-63 Tony Zendejas, 1991-94 |

POINTS

Career

| | |
|-------|---|
| 1,223 | Jeff Wilkins, 1997-2007 (428 pat, 265 fg) |
| 789 | Mike Lansford, 1982-90 (315 pat, 158 fg) |
| 573 | Bob Waterfield, 1945-52 (13 td, 315 pat, 60 fg) |

Season

| | |
|-----|---|
| 163 | Jeff Wilkins, 2003 (39 fg, 46 pat) |
| 160 | Marshall Faulk, 2000 (26 td, 2 two-point conv.) |
| 131 | Jeff Wilkins, 2006 (32 fg, 35 pat) |

Season, Rookie

| | |
|-----------|--|
| 120 | Eric Dickerson, 1983 (20 td) |
| 118 | Frank Corral, 1978 (31 pat, 29 fg) |
| 95 | Greg Zuerlein, 2012 (26 pat, 23 fg) |

Game

| | |
|----|--|
| 24 | Bob Shaw, vs. Washington, 12/11/49 (4 td) Elroy Hirsch, vs. New York Yanks, 9/28/51 (4 td) Harold Jackson, vs. Dallas, 10/14/73 (4 td) Az-Zahir Hakim, @ Cincinnati, 10/3/99 (4 td) Isaac Bruce, vs. San Francisco, 10/10/99 (4 td) Marshall Faulk, @ San Francisco, 10/29/00 (4 td) Marshall Faulk, vs. Minnesota, 12/10/00 (4 td) Marshall Faulk, @ Tampa Bay, 12/18/00 (4 td) Marshall Faulk, vs. Indianapolis, 12/30/01 (4 td) Marshall Faulk, vs. Seattle, 10/20/02 (4 td) Steven Jackson, @ Minnesota, 12/31/06 (4 td) |
| 21 | Jeff Wilkins, vs. San Diego, 10/1/00 (5 fg, 6 pat) |
| 18 | Many times, last by Tavon Austin, at Indianapolis 11/10/13 (3 td) |

Game, Opponent

| | |
|----|--|
| 26 | Gordy Soltau, @ San Francisco, 10/28/51 (3 td, 1 fg, 5 pat) |
| 24 | Many times, last by Ron Moore, @ Phoenix, 12/4/93 (4 td) |
| 21 | Two times, last by Rich Karlis, @ Minnesota, 11/15/89 (7 fg) |

TOUCHDOWNS

Career

| | |
|----|--|
| 85 | Marshall Faulk, 1999-2006 (58 r, 27 p) |
| 84 | Isaac Bruce, 1994-2007 (84 p) |
| 74 | Torry Holt, 1999-2008 (74 p) |

Season

| | |
|----|----------------------------------|
| 26 | Marshall Faulk, 2000 (18 r, 8 p) |
| 21 | Marshall Faulk, 2001 (12 r, 9 p) |
| 20 | Eric Dickerson, 1983 (18 r, 2 p) |

Game

| | |
|----------|---|
| 4 | Bob Shaw, vs. Washington, 12/11/49 (4 p) Elroy Hirsch, vs. New York Yanks, 9/28/51 (4 p) Harold Jackson, vs. Dallas, 10/14/73 (4 p) Az-Zahir Hakim, @ Cincinnati, 10/3/99 (3p, 1 pr) Isaac Bruce, vs. San Francisco, 10/10/99 (4 p) Marshall Faulk, @ San Francisco, 10/29/00 (2 r, 2 p) Marshall Faulk, vs. Minnesota, 12/10/00 (4 r) Marshall Faulk, @ Tampa Bay, 12/18/00 (3 r, 1 p) Marshall Faulk, vs. Indianapolis, 12/30/01 (3 r, 1 p) Marshall Faulk, vs. Seattle, 10/20/02 (3 r, 1 p) Steven Jackson, @ Minnesota, 12/31/06 (3 r, 1 p) |
| 3 | Many times, last by Tre Mason, vs. Oak., 11/30/14 (2 run, 1 rec.) |
| 2 | Many times, Last by Tavon Austin, vs. SF., 11/01/15 (1 run, 1 rec.) |

Game, Opponent

| | |
|---|---|
| 4 | Lenny Moore, @ Baltimore, 10/16/60 (4 r) Ron Moore, @ Phoenix, 12/4/93 (4 r) |
| 3 | Many times, last by Torrey Smith, Baltimore, 9/25/11 |
| 2 | Many times, Last by M. Jones (2 rec) vs. Washington 9/20/15 |

Most Consecutive Games Scoring Touchdown

| | |
|----|--|
| 11 | Elroy Hirsch, 1950-51 |
| 10 | Eric Dickerson, 1983 Greg Bell, 1988-89 |
| 9 | Marshall Faulk, 2001-02 |

POINTS AFTER TOUCHDOWN

Most Attempted, Career

| | |
|-----|-------------------------|
| 429 | Jeff Wilkins, 1997-2007 |
| 336 | Bob Waterfield, 1945-52 |
| 325 | Mike Lansford, 1982-90 |

Most Attempted, Season

| | |
|----|----------------------|
| 64 | Jeff Wilkins, 1999 |
| 58 | Bob Waterfield, 1950 |
| 52 | Frank Corral, 1980 |

Most Attempted, Game

| | |
|---|---|
| 9 | Bob Waterfield vs. Baltimore, 10/22/50 |
| 8 | Paige Cothren, vs. San Francisco, 11/9/58 Tom Dempsey, vs. Atlanta, 12/4/76 Chip Lohmiller, vs. Atlanta, 11/10/96 |
| 7 | Many times, last by Greg Zuerlein, vs. Oak., 11/30/14 |

Most Made, Career

| | |
|-----|-------------------------|
| 428 | Jeff Wilkins, 1997-2007 |
| 315 | Bob Waterfield, 1945-52 |

*NFL Record

† Ties NFL Record

Mike Lansford, 1982-90
 211 Bruce Gossett, 1964-69
Most Made, Season
 64 Jeff Wilkins, 1999
 58 Jeff Wilkins, 2001
 54 Bob Waterfield, 1950
Most Made, Game
 +9 Bob Waterfield, vs. Baltimore, 10/22/50
 8 Paige Cothren, vs. San Francisco, 11/9/58
 7 Bob Waterfield, @ New York Giants, 11/14/48
 Bruce Gossett, vs. New York Giants, 11/13/66
 Jeff Wilkins, vs. Carolina 11/11/01
 Greg Zuerlein, vs. Oakland, 11/30/14
Most Made, Game, Opponent
 8 Tom Feamster, @ Baltimore, 11/25/56
 Cliff Patton, @ Philadelphia, 10/7/50
 7 Bob Jencks, vs. Chicago, 10/13/63
 6 Many times, last by S. Gostkowski, vs. NE, 10/28/12

Most Consecutive Made
 371 Jeff Wilkins, 1999-2007
 165 Bruce Gossett, 1965-69
 102 David Ray, 1970-72
Highest Percentage Made, Career (80 attempts)
 99.8 Jeff Wilkins, 1997-2007 (403-404)
99.1 Greg Zuerlein, 2012-present (108-109)
 98.7 Josh Brown, 2008-11 (79-80)
 98.2 Danny Villanueva, 1960-63 (111-113)
Most Made, No Misses, Season
 64 Jeff Wilkins, 1999
 58 Jeff Wilkins, 2001
 51 Mike Lansford, 1989

TWO-POINT CONVERSIONS

Most Two Point Conversions, Career
 7 Marshall Faulk, 1999-2006
 3 Isaac Bruce, 1994-2007
 2 Jerome Bettis, 1993-95
 Tony Banks, 1996-98
 Ricky Proehl, 1998-2002
Most Two Point Conversions, Season
 2 Jerome Bettis, 1994
 Marshall Faulk, 2000
 Marshall Faulk, 2004
 1 Many times, last by Sam Bradford, Benny
 Cunningham & Isaiah Pead, 2013
Most Two Point Conversions, Game
 2 Marshall Faulk, vs. Atlanta, 10/15/00 (2 runs)
 1 Many times, last by Jared Cook, vs. San Francisco,

11/01/15
Most Two Point Conversions, Opponent, Season
 2 Terance Mathis, Atlanta, 1994
 2 Reggie Bush, New Orleans, 2007
Most Two Point Conversions, Opponent, Game
 2 Reggie Bush, @ New Orleans, 11/11/07 (2 runs)
 1 Many times, last by Marshawn Lynch, vs. Sea.,
 9/13/15 (rush)

FIELD GOALS

Most Attempted, Career
 328 Jeff Wilkins, 1997-2007
 217 Mike Lansford, 1982-90
 207 Bruce Gossett, 1964-69
Most Attempted, Season
 49 Bruce Gossett, 1966
 47 David Ray, 1973
 45 David Ray, 1970
Most Attempted, Game
 7 Bob Waterfield, vs. Detroit, 12/9/51
 Jeff Wilkins, vs. Denver, 9/10/06
 6 Five times, last by David Ray, @ New Orleans,

11/26/72
 5 Many times, last by Greg Zuerlein, vs. Denver, 11/17/14
Most Attempted, Opponent, Game
 7 Rich Karlis, @ Minnesota, 11/5/89
 6 Five times, last by John Carney, vs. New Orleans,
 9/26/04
 5 Many times, last by Blair Walsh, vs. MIN, 12/16/12

Most Made, Career
 265 Jeff Wilkins, 1997-2007
 158 Mike Lansford, 1982-90
 120 Bruce Gossett, 1964-69

Most Made, Season
 39 Jeff Wilkins, 2003
 33 Josh Brown, 2010
 32 Jeff Wilkins, 2006

Most Made, Season, Rookie
 29 Frank Corral, 1978
23 Greg Zuerlein, 2012
 18 Bruce Gossett, 1964
 Rafael Septien, 1977

Most Made, Game
 6 Jeff Wilkins, vs. Denver, 9/10/06
5 Four times, last by Greg Zuerlein, vs. Denver, 11/16/14
4 Many times, last by Greg Zuerlein, at Minnesota, 11/8/15

Most Made, Opponent, Game
 7 Rich Karlis, @ Minnesota 11/5/89
 5 Many times, last by C. Catanzaro, @ ARI, 10/4/15
 4 Many times, last by David Akers, @ San Francisco,
 12/4/11

Most Consecutive Field Goals Made
 30 Jeff Wilkins, 1999-2001
 19 Jeff Wilkins, 2003
 17 Tony Zendejas, 1991

Most Consecutive Games, Made Field Goal
 27 Jeff Wilkins, 2002-04
 20 David Ray, 1970-71
 19 Bruce Gossett, 1967-68

Longest Field Goal
61 Greg Zuerlein, at Minnesota 11/8/15
 60 Greg Zuerlein, vs. Seattle, 9/30/12
 58 Greg Zuerlein, vs. Seattle, 9/30/12
 57 Jeff Wilkins, vs. Arizona, 9/27/98
 56 Twice, Greg Zuerlein, at Chicago, 9/23/12
 vs. Minnesota, 9/7/14

Longest Field Goal, Opponent
 56 Joe Nedney, vs. San Francisco, 12/24/05
 55 Adam Vinatieri, vs. New England, 12/13/98
 Jay Feely, @ New York Jets, 11/9/08
 54 Four times, last by Robbie Gould, at Chicago, 9/24/12

Most Made, 50 or More Yards, Career
 26 Jeff Wilkins, 1997-2007
17 Greg Zuerlein, 2012-
 15 Josh Brown, 2008-2011
 8 Tony Zendejas, 1991-94

Most Made, 50 or More Yards, Season
7 Greg Zuerlein, 2012
 6 Tony Zendejas, 1993
 Josh Brown, 2008
 Josh Brown, 2009
 4 Jeff Wilkins, 2003, 2004, 2005
 Greg Zuerlein, 2014

Most Made, 50 or More Yards, Game
2 Seven times, last by Greg Zuerlein, @ MIN, 11/8/15
 1 Many times, last by Greg Zuerlein, @ Wash., 9/20/15
Most Made, 50 or More Yards, Game, Opponent
 3 Blair Walsh, vs. Minnesota, 12/16/12
 2 Tom Dempsey, vs. New Orleans, 12/6/70
 Mick Luckhurst, vs. Atlanta, 10/7/84

John Carney, vs. New Orleans, 9/26/04
Nick Folk, vs. New York Jets, 11/19/12

Highest Field Goal Percentage, Career (50 attempts)

81.88 Josh Brown, 2008-11 (104-127)
80.79 Jeff Wilkins, 1997-2007 (265-328)
79.52 Tony Zendejas, 1991-94 (66-83)

78.89 Greg Zuerlein, 2012- (86-109)

Highest Field Goal Percentage, Season

100.0 Tony Zendejas, 1991 (17-17)
Jeff Wilkins, 2000 (17-17)
92.86 Jeff Wilkins, 2003 (39-42)
92.59 Greg Zuerlein, 2013 (25-27)

SAFETIES

Most, Career

3 Kevin Greene, 1985-92
2 Fred Dryer, 1972-81
Jack Youngblood, 1971-84
Kevin Carter, 1995-2000

Most, Season

†2 Fred Dryer, 1973

Most, Game

*2 Fred Dryer, vs. Green Bay, 10/21/73
1 Many players, last by Eugene Sims,
at CAR 10/21/13

Most, Game, Opponent

1 Many times, last by John Abraham, at Arizona,
12/8/13

RUSHING

Most Seasons Leading Team

8 Steven Jackson, 2005-12
6 Marshall Faulk, 1999-2006
5 Lawrence McCutcheon, 1973-77
4 Dick Bass, 1962-66
Eric Dickerson, 1983-86

Most Consecutive Seasons Leading Team

8 Steven Jackson, 2005-12
6 Marshall Faulk, 1999-2006
5 Lawrence McCutcheon, 1973-77
4 Eric Dickerson, 1983-86

ATTEMPTS

Career

2,395 Steven Jackson, 2004-12
1,525 Eric Dickerson, 1983-87
1,447 Marshall Faulk, 1999-2006

Season

404 Eric Dickerson, 1986
390 Eric Dickerson, 1983
379 Eric Dickerson, 1984

Season, Rookie

†390 Eric Dickerson, 1983
294 Jerome Bettis, 1993
250 Zac Stacy, 2013

Game

39 Jerome Bettis, vs. Chicago, 1/2/94
38 Eric Dickerson, @ St. Louis, 9/7/86
36 Charles White, @ Philadelphia, 9/15/85

Game, Opponent

41 Rodney Hampton, @ New York Giants, 9/19/93
Gerald Riggs, @ Atlanta, 11/17/85
35 Lynn Cain, Atlanta, 10/7/84
Gerald Riggs, Atlanta, 10/12/86
33 Shaun Alexander, @ Seattle, 11/13/05
Maurice Jones-Drew, @ Jacksonville, 10/18/09

YARDS GAINED

Career

10,135 Steven Jackson, 2004-12
7,245 Eric Dickerson, 1983-87

6,959 Marshall Faulk, 1999-2006

Season

*2,105 Eric Dickerson, 1984
1,821 Eric Dickerson, 1986
1,808 Eric Dickerson, 1983

Season, Rookie

1,808 Eric Dickerson, 1983
1,429 Jerome Bettis, 1993
973 Zac Stacy, 2013

Game

247 Willie Ellison, vs. New Orleans, 12/5/71
223 Tom Wilson, vs. Green Bay, 12/16/56
221 Greg Bell, vs. Green Bay, 9/24/89

Game, Rookie

223 Tom Wilson, vs. Green Bay, 12/16/56
212 Jerome Bettis, @ New Orleans, 12/12/93
199 Eric Dickerson, vs. Detroit, 10/2/83
159 Todd Gurley, @ Green Bay, 10/11/15
146 Todd Gurley, @ Arizona, 10/4/15
133 Todd Gurley, vs. San Francisco, 11/01/15
128 Todd Gurley, vs. Cleveland, 10/25/15

Game, Opponent

253 DeMarco Murray, @ Dallas, 10/23/11
237 Jim Brown, @ Cleveland, 11/24/57
228 Beanie Wells, vs. Arizona, 11/27/11
212 Adrian Peterson, vs. Minnesota, 12/16/12

Longest Run

92t Kenny Washington, @ Chicago Cardinals, 11/2/47
89t Tre Mason, vs. Oakland, 11/20/14
85t Eric Dickerson, @ New York Jets, 9/25/83
84t Tom Harmon, @ Chicago Bears, 10/13/46

Longest Run, Opponents

91t DeMarco Murray, @ Dallas, 10/23/11
82t Adrian Peterson, vs. Minnesota, 12/16/12
80 Jamaal Charles, vs. Kansas City, 12/19/10
76t Najeh Davenport, vs. Green Bay, 10/19/03

Most Seasons, 1,000 or More Yards

8 Steven Jackson, 2005-12
4 Lawrence McCutcheon, 1973-74, 1976-77
Eric Dickerson, 1983-86
3 Marshall Faulk, 1999-01
2 Dick Bass, 1962, 1966
Wendell Tyler, 1979, 1981
Greg Bell, 1988-89
Jerome Bettis, 1993-94

Most Consecutive Seasons, 1,000 or More Yards

8 Steven Jackson, 2005-12
4 Eric Dickerson, 1983-86
3 Marshall Faulk, 1999-01

Most Games, 100 or More Yards, Career

38 Eric Dickerson, 1983-87
33 Steven Jackson, 2004-12
27 Marshall Faulk, 1999-2006

Most Games, 100 or More Yards, Season

11 Eric Dickerson, 1984
9 Eric Dickerson, 1983
7 Jerome Bettis, 1993
Marshall Faulk, 1999
Steven Jackson, 2009

Most Consecutive Games, 100 or More Yards

6 Eric Dickerson, 1984
5 Eric Dickerson, 1986
4 Eric Dickerson, 1983, 1984
Jerome Bettis, 1994
Marshall Faulk, 1999
Marshall Faulk, 2003
Steven Jackson, 2009

AVERAGE GAIN

Career (500 att.)

| | |
|-------|--|
| 5.182 | Dan Towler, 1950-55 (674-3,493) |
| 4.833 | Paul (Tank) Younger, 1949-57 (682-3,296) |
| 4.809 | Marshall Faulk, 1999-2006 (1,447-6,959) |

Season (Qualifiers)

| | |
|------|---------------------------------|
| 7.40 | Kenny Washington, 1947 (60-444) |
| 7.26 | Skeet Quinlan, 1953 (97-705) |
| 6.77 | Dan Towler, 1951 (126-854) |

Game (10 att.)

| | |
|------|---|
| 14.6 | Dan Towler, @ Baltimore, 11/22/53 (14-205) |
| 13.2 | Kenny Washington, @ Chicago Cardinals, 11/2/47 (11-145) |
| 13.1 | Dan Towler, @ Green Bay, 10/21/51 (11-144) |

Game (10 att.), Opponent

| | |
|------|--|
| 13.8 | George Taliaferro, vs. New York Yanks, 11/18/51 (12-166) |
| 13.3 | Frank Reagan, vs. New York Giants, 12/1/46 (10-133) |
| 12.6 | Delvin Williams, vs. Miami, 11/9/80 (12-151) |

RUSHING TOUCHDOWNS

Career

| | |
|----|---------------------------|
| 58 | Marshall Faulk, 1999-2006 |
| 56 | Eric Dickerson, 1983-87 |
| 56 | Steven Jackson, 2004-12 |

Season

| | |
|----|----------------------|
| 18 | Eric Dickerson, 1983 |
| | Marshall Faulk, 2000 |
| 16 | Greg Bell, 1988 |
| 15 | Greg Bell, 1989 |

Season, Rookie

| | |
|-----|----------------------|
| †18 | Eric Dickerson, 1983 |
| 7 | Jerome Bettis, 1993 |
| 7 | Zac Stacy, 2013 |
| 6 | Dan Towler, 1952 |

Game

| | |
|---|--|
| 4 | Marshall Faulk, vs. Minnesota, 12/10/00 |
| 3 | Many times, last by Steven Jackson, vs. Dallas, 11/19/08 |
| 2 | Many times, last by Todd Gurley, vs Cleveland, 10/25/15 |

Game, Opponent

| | |
|---|--|
| 4 | Jim Brown, @ Cleveland, 11/24/57 |
| | Ron Moore, @ Phoenix, 12/4/93 |
| 3 | Many times, last by Maurice Jones-Drew, @ Jacksonville, 10/18/09 |
| 2 | Many times, last by Beanie Wells, @ARI, 11/25/12 |

PASSING

Most Seasons Leading Team

| | |
|---|--|
| 9 | Roman Gabriel, 1963-72 |
| 8 | Jim Everett, 1986-92 |
| | Marc Bulger, 2002-09 |
| 6 | Norm Van Brocklin, 1950, 1952-1955, 1957 |

Most Consecutive Seasons Leading Team

| | |
|---|------------------------------|
| 9 | Roman Gabriel, 1963-72 |
| 8 | Jim Everett, 1986-92 |
| | Marc Bulger, 2002-09 |
| 4 | Norm Van Brocklin, 1952-1955 |

RATING

Highest, Career (1,500 att.)

| | |
|------|------------------------|
| 97.2 | Kurt Warner, 1998-2003 |
| 84.4 | Marc Bulger, 2001-09 |
| 79.3 | Sam Bradford, 2010- |

Highest, Season (Qualifiers)

| | |
|-------|-------------------|
| 109.2 | Kurt Warner, 1999 |
| 101.8 | Trent Green, 2000 |
| 101.4 | Kurt Warner, 2001 |

Season, Rookie (Qualifiers)

| | |
|------|----------------------|
| 81.8 | Dieter Brock, 1985 |
| 76.5 | Sam Bradford, 2010 |
| 72.4 | Bob Waterfield, 1945 |

ATTEMPTS

Career

| | |
|-------|------------------------|
| 3,313 | Roman Gabriel, 1962-72 |
| 3,277 | Jim Everett, 1986-93 |
| 3,171 | Marc Bulger, 2001-09 |

Season

| | |
|-----|--------------------|
| 590 | Sam Bradford, 2010 |
| 588 | Marc Bulger, 2006 |
| 554 | Jim Everett, 1990 |

Season, Rookie

| | |
|-----|--------------------|
| 590 | Sam Bradford, 2010 |
| 368 | Tony Banks, 1996 |
| 365 | Dieter Brock, 1985 |

Game

| | |
|----|---|
| 62 | Marc Bulger, @ New York Giants, 10/2/05 |
| 56 | Marc Bulger, @ San Francisco, 9/11/05 |
| 55 | Mark Rypien, vs. Buffalo, 12/10/95 |
| | Marc Bulger, vs. Chicago, 12/11/06 |
| | Sam Bradford, vs. Minnesota, 12/16/12 |
| | Sam Bradford, vs. Arizona, 9/12/10 |
| | Sam Bradford, at Atlanta, 9/15/13 |

Game, Opponent

| | |
|----|---|
| 58 | Kent Graham, @ Arizona, 9/29/96 |
| 56 | Drew Brees, vs. New Orleans, 12/15/2013 |
| 54 | Peyton Manning, vs. Denver, 11/16/14 |
| 52 | Tony Eason, vs. New England, 11/16/86 |
| | Neil Lomax, @ St. Louis, 11/4/84 |
| | Mark Brunell vs. Jacksonville, 10/20/96 |
| | Ryan Lindley, @ Arizona, 11/25/12 |

COMPLETIONS

Career

| | |
|-------|------------------------|
| 1,969 | Marc Bulger, 2001-09 |
| 1,847 | Jim Everett, 1986-93 |
| 1,705 | Roman Gabriel, 1962-72 |

Season

| | |
|-----|--------------------|
| 375 | Kurt Warner, 2001 |
| 370 | Marc Bulger, 2006 |
| 354 | Sam Bradford, 2010 |

Season, Rookie

| | |
|-----|--------------------|
| 354 | Sam Bradford, 2010 |
| 218 | Dieter Brock, 1985 |
| 192 | Tony Banks, 1996 |

Game

| | |
|----|---|
| 40 | Marc Bulger, @ New York Giants, 10/2/05 |
| 36 | Marc Bulger, vs. San Diego, 11/10/02 |
| 35 | Dieter Brock, vs. San Francisco, 10/27/85 |
| | Kurt Warner, @ Seattle, 9/10/00 |
| | Marc Bulger, @ Green Bay, 11/29/04 |
| | Sam Bradford, vs. Minnesota, 12/16/12 |

Game, Opponent

| | |
|----|--|
| 39 | Drew Brees, vs. New Orleans, 12/15/2013 |
| 37 | Richard Todd, @ New York Jets, 9/25/83 |
| | Kent Graham, @ Arizona, 9/29/96 |
| | Mark Brunell, vs. Jacksonville, 10/20/96 |
| 36 | Tony Eason, vs. New England, 11/16/86 |
| | Josh McCown, vs. Chicago, 11/24/13 |

Consecutive Passes Completed

| | |
|----|--|
| 18 | Jim Everett, vs. New York Giants, 11/12/89 |
| 16 | Jim Everett, vs. Kansas City, 11/10/91 |
| 15 | Tony Banks, vs. New York Jets, 10/11/98 |
| | Kurt Warner, @ Washington, 11/24/02 |

COMPLETION PERCENTAGE

Career (500 att.)

| | |
|-------|--------------------------------------|
| 66.4% | Kurt Warner, 1998-2003 (1,688-1,121) |
| 62.1% | Marc Bulger, 2001-09 (2,924-1,829) |
| 58.6% | Sam Bradford, 2010-14 (1,760-1,032) |

Season (min. 200 att.)

| | |
|-------|-----------------------------|
| 67.7% | Kurt Warner, 2000 (347-235) |
| 66.2% | Marc Bulger, 2004 (495-321) |
| 65.1% | Kurt Warner, 1999 (499-325) |

Season, Rookie (min. 100 att.)

| | |
|-------|---------------------------------|
| 60.0% | Sam Bradford, 2010 (590-354) |
| 59.7% | Dieter Brock, 1985 (365-218) |
| 56.3% | Ryan Fitzpatrick, 2005 (135-76) |

Game (20 att.)

| | |
|-------|--|
| 86.9% | Kurt Warner, vs. San Francisco, 10/10/99 (23-20) |
| 85.7% | Jim Everett, vs. New York Giants, 10/18/92 (21-18) |
| 85.5% | Austin Davis, vs. Seattle, 10/20/14 (20-17) |
| 84.4% | Kurt Warner, vs. Minnesota 12/10/00 (32-27) |

Game (20 att.), Opponent

| | |
|-------|---|
| 91.3% | Vinny Testaverde, vs. Cleveland, 12/26/93 (21-23) |
| 84.6% | Kerry Collins, vs. New York Giants, 9/15/02 (22-26) |
| 85.7% | Alex Smith, vs. Kansas City, 10/27/14 (24-28) |
| 84.4% | Carson Palmer, at Arizona, 12/8/13 (27-32) |

YARDS GAINED

Career

| | |
|--------|------------------------|
| 23,758 | Jim Everett, 1986-93 |
| 22,814 | Marc Bulger, 2001-09 |
| 22,223 | Roman Gabriel, 1962-72 |

Season

| | |
|-------|-------------------|
| 4,830 | Kurt Warner, 2001 |
| 4,353 | Kurt Warner, 1999 |
| 4,310 | Jim Everett, 1989 |

Season, Rookie

| | |
|-------|--------------------|
| 3,512 | Sam Bradford, 2010 |
| 2,658 | Dieter Brock, 1985 |
| 2,544 | Tony Banks, 1996 |

Game

| | |
|------|---|
| *554 | Norm Van Brocklin, vs New York Yanks, 9/28/51 |
| 509 | Vince Ferragamo, vs. Chicago, 12/26/82 |
| 454 | Jim Everett, @ New Orleans, 11/26/89 |

Game, Opponent

| | |
|-----|--|
| 483 | Boomer Esiason, vs. Cincinnati, 10/7/90 |
| 462 | Steve Young, vs. San Francisco, 11/28/93 |
| 446 | Richard Todd, @ New York Jets, 9/25/83 |

Most Seasons, 3,000 or More Passing Yards

| | |
|---|-----------------------------|
| 5 | Jim Everett, 1988-92 |
| 3 | Kurt Warner, 1999-01 |
| | Marc Bulger, 2003-04, 2006 |
| 2 | Vince Ferragamo, 1980, 1983 |
| | Sam Bradford, 2010, 2012 |

Most Games, 300 or More Passing Yards, Career

| | |
|----|------------------------|
| 30 | Kurt Warner, 1998-2003 |
| 27 | Marc Bulger, 2001-09 |
| 20 | Jim Everett, 1986-93 |

Most Games, 300 or More Passing Yards, Season

| | |
|----|-------------------|
| †9 | Kurt Warner, 1999 |
| | Kurt Warner, 2001 |
| 8 | Marc Bulger, 2006 |
| 7 | Kurt Warner, 2000 |

Most Consecutive Games, 300 or More Passing Yards

| | |
|----|-------------------------|
| †6 | Kurt Warner, 2000 |
| 4 | Kurt Warner, 1999 |
| 3 | Jim Everett, 1989, 1991 |
| | Mark Rypien, 1995 |
| | Marc Bulger, 2006 |

Longest Pass Completion

| | |
|-----|---|
| 96t | Frank Ryan (to Matson), vs. Pittsburgh, 10/1/61 |
| 95t | Bill Munson (to Pope), vs. Green Bay, 12/3/64 |
| 93t | Bill Wade (to Phillips), @ Green Bay, 11/16/58 |
| | Roman Gabriel (to Tucker), vs. San Francisco, 11/9/69 |

Opponent/Longest Pass Completion

| | |
|-----|--|
| 98t | Jim Hart (to Rashad), @ St. Louis, 12/10/72 |
| 95t | Joe Montana (to Taylor), vs. San Francisco, 12/11/89 |
| 91t | Bart Starr (to Dowler), vs. Green Bay, 12/17/60 |

AVERAGE GAIN

Career (500 att.)

| | |
|------|---|
| 8.56 | Kurt Warner, 1998-2003 (1,688-14,447) |
| 8.49 | Norm Van Brocklin, 1959-57 (1,897-16,114) |
| 8.01 | James Harris, 1972-76 (652-5,220) |

Season (Qualifiers)

| | |
|-------|-------------------------------------|
| 10.14 | Norm Van Brocklin, 1954 (260-2,637) |
| 9.88 | Kurt Warner, 2000 (347-3,429) |
| 9.61 | Bob Waterfield, 1945 (172-1,653) |

Game (20 att.)

| | |
|-------|--|
| 15.40 | Norm Van Brocklin, @ Chicago Bears, 11/16/52 |
| 15.19 | Roman Gabriel, vs. San Francisco, 11/9/69 |
| 15.03 | James Harris, @ Miami, 10/3/76 |

Game (20 att.), Opponent

| | |
|-------|--|
| 15.86 | Ed Brown, vs. Chicago, 10/9/60 |
| 14.46 | Milt Plum, vs. Detroit, 11/1/64 |
| 14.44 | Steve Young, vs. San Francisco, 11/28/93 |

TOUCHDOWNS

Career

| | |
|-----|------------------------|
| 154 | Roman Gabriel, 1962-72 |
| 142 | Jim Everett, 1986-92 |
| 122 | Marc Bulger, 2001-09 |

Season

| | |
|----|-------------------|
| 41 | Kurt Warner, 1999 |
| 36 | Kurt Warner, 2001 |
| 31 | Jim Everett, 1988 |

Season, Rookie

| | |
|----|--------------------|
| 18 | Sam Bradford, 2010 |
| 16 | Dieter Brock, 1985 |
| 15 | Tony Banks, 1996 |

Game

| | |
|---|---|
| 5 | Bob Waterfield, vs. New York Bulldogs, 11/27/49 |
| | Norm Van Brocklin, vs. Detroit, 10/29/50 |
| | Norm Van Brocklin, @ New York Yanks, 9/28/51 |
| | Bob Waterfield, vs. Green Bay, 12/16/51 |
| | Roman Gabriel, vs. Cleveland, 12/12/65 |
| | Vince Ferragamo, vs. New Orleans, 11/2/80 |
| | Vince Ferragamo, vs. San Francisco, 10/23/83 |
| | Jim Everett, @ New York Giants, 9/25/88 |
| | Kurt Warner, vs. San Francisco, 10/10/99 |
| 4 | Many times, last by Marc Bulger, vs. Washington, 12/24/06 |
| 3 | Many times, last by Austin Davis, @ Phi, 10/5/14 |

Game, Opponent

| | |
|---|---|
| 5 | Dan Marino, vs. Miami, 12/14/86 |
| 4 | Jeff George, @ Oakland, 9/28/97 |
| | Eli Manning, @ New York Giants, 10/2/05 |
| | Tom Brady, vs. New England, 10/28/12 |
| 3 | Many times, last by E. Manning, vs. NYG, 12/21/14 |

Most Games, Four or More Touchdowns Passes, Career

| | |
|---|-----------------------------------|
| 6 | Norm Van Brocklin, 1949-57 |
| | Jim Everett, 1986-93 |
| 5 | Vince Ferragamo, 1977-80, 1982-84 |
| 4 | Roman Gabriel, 1962-72 |

Most Games, Four or More Touchdowns Passes, Season

| | |
|---|-------------------------|
| 4 | Vince Ferragamo, 1980 |
| 3 | Kurt Warner, 2001 |
| 2 | Norm Van Brocklin, 1957 |
| | Jim Everett, 1988 |

Jim Everett, 1990
Kurt Warner, 2000

HAD INTERCEPTED

Career

128 Bob Waterfield, 1945-52
127 Norm Van Brocklin, 1949-57
123 Jim Everett, 1986-93

Season

24 Bob Waterfield, 1949
23 Vince Ferragamo, 1983
22 Bill Wade, 1958
Kurt Warner, 2001
Marc Bulger, 2003

Game

7 Parker Hall, vs. Green Bay, 11/18/42
Bob Waterfield, @ Green Bay, 10/17/58
6 Norm Van Brocklin, vs. Baltimore, 12/4/54
Bill Wade, vs. Detroit, 10/26/56
Norm Van Brocklin, vs. Detroit, 10/13/57
Chris Chandler, @ Carolina, 12/12/04
5 Norm Van Brocklin, @ San Francisco, 10/28/51
Ryan Fitzpatrick, @ Minnesota, 12/11/05
Gus Frerotte, @ Baltimore, 10/14/07

Most Consecutive Passes Attempted, None Intercepted

249 Marc Bulger, 2005-06
206 Roman Gabriel, 1968-69
169 *Sam Bradford, 2010

LOWEST PERCENTAGE PASSES INTERCEPTED

Career (500 att.)

2.15 Sam Bradford, 2010- (1,760-38)
2.93 Marc Bulger, 2001-09 (3,171-93)
3.38 Roman Gabriel, 1962-72 (3,313-112)

Season (Qualifiers)

1.40 Marc Bulger, 2006 (588-8)
1.75 Roman Gabriel, 1969 (399-7)
2.08 Trent Green, 2000 (240-5)

Season, Rookie (Qualifiers)

2.54 Sam Bradford, 2010 (590-15)
3.56 Dieter Brock, 1985 (365-13)
4.07 Tony Banks, 1996 (368-15)

TIMES SACKED

Career

279 Roman Gabriel, 1962-72
254 Marc Bulger, 2001-09
186 Jim Everett, 1986-93

Season

51 Dieter Brock, 1985
49 Marc Bulger, 2006
48 Roman Gabriel, 1966
Tony Banks, 1996

Game

10 Bill Munson, @ San Francisco, 12/6/64
James Harris, vs. San Francisco, 10/11/76
8 Roman Gabriel, @ Green Bay, 9/25/66
Tony Banks, vs. San Francisco, 10/25/98
7 Many times, Last by Austin Davis, at
Kansas City, 10/26/14

Game, Opponent

10 Bob Barry, vs. Atlanta 9/28/65
9 Mike Ray, vs. Tampa Bay, 11/5/78
Dave Wilson, vs. New Orleans, 11/3/85
Steve Beuerlein, @ Los Angeles Raiders, 9/18/88
Rob Johnson, @ Buffalo, 9/20/98
Kevin Kolb, vs. Arizona, 10/4/12
8 Joe Montana, @ San Francisco, 12/18/88
Daunte Culpepper, vs. Minnesota, 11/30/03
8 Colin Kaepernick, @ San Francisco, 11/3/19

PASS RECEIVING RECEPTIONS

Most Seasons Leading Team

9 Henry Ellard, 1984-93
7 Torry Holt, 1999-2008
5 Tom Fears, 1948-55

Most Consecutive Seasons Leading Team

8 Henry Ellard, 1984-91
7 Torry Holt, 2002-08
4 Jim Phillips, 1960-63

Career

942 Isaac Bruce, 1994-2007
869 Torry Holt, 1999-2008
593 Henry Ellard, 1983-1993

Season

119 Isaac Bruce, 1995
117 Torry Holt, 2003
102 Torry Holt, 2005

Season, Rookie

54 Eddie Kennison, 1996
53 Donnie Avery, 2008
52 Torry Holt, 1999

Season, Running Back

90 Steven Jackson, 2006
87 Marshall Faulk, 1999
83 Marshall Faulk, 2001

Game

18 Tom Fears, vs. Green Bay, 12/3/50
15 Willie Anderson, @ New Orleans, 11/26/89
Isaac Bruce, vs. Miami, 12/24/95
Danny Amendola, vs. Washington, 9/16/12
14 Dick Hoerner, vs. New York Yanks, 11/19/50

Game, Opponent

16 Jerry Rice, @ San Francisco, 11/20/94
Keenan McCardell, vs. Jacksonville, 10/20/96
13 Larry Centers, @ Arizona, 9/29/96
12 Andre Rison, @ Atlanta, 9/11/94

Most Consecutive Games, Pass Reception

153 Torry Holt, 1999-2008
81 Henry Ellard, 1986-92
Marshall Faulk, 1999-2004
70 Jim Phillips, 1958-63

Most Seasons 50 or More Pass Receptions

11 Isaac Bruce, 1995-97, 1999-2004, 2006-07
10 Torry Holt, 1999-2008
7 Henry Ellard, 1985, 1987-1991, 1993

YARDS

Most Seasons Leading Team

9 Henry Ellard, 1984-91, 1993
Torry Holt, 2000-08
5 Tom Fears, 1948-55

Most Consecutive Seasons Leading Team

9 Torry Holt, 2000-08
8 Henry Ellard, 1984-91
4 Jim Phillips, 1960-63

Career

14,109 Isaac Bruce, 1994-2007
12,660 Torry Holt, 1999-2008
9,761 Henry Ellard, 1983-93

Season

1,781 Isaac Bruce, 1995
1,696 Torry Holt, 2003
1,635 Torry Holt, 2000

Season, Rookie

924 Eddie Kennison, 1996

788 Torry Holt, 1999
786 Bucky Pope, 1964

Season, Running Back

1,049 Marshall Faulk, 1999
830 Marshall Faulk, 2000
825 Amp Lee, 1997

Game

*336 Willie Anderson, @ New Orleans, 11/26/89
303 Jim Benton, @ Detroit, 11/22/45
238 Harold Jackson, vs. Dallas, 10/14/73

Game, Rookie

226 Eddie Kennison, @ Atlanta, 12/15/96
208 Jim Phillips, @ Green Bay, 11/16/58
163 Donnie Avery, @ New England, 10/26/08

Game, Opponent

286 John Taylor, vs. San Francisco, 12/11/89
257 Billy Wilson, vs. San Francisco, 10/3/54
241 Jerry Rice, @ San Francisco, 12/9/85

Longest Pass Reception

96t Ollie Matson (from Frank Ryan), vs. Pittsburgh, 10/1/61
95t Bucky Pope (from Bill Munson), vs. Green Bay, 12/13/64
93t Jim Phillips (from Bill Wade), @ Green Bay, 11/16/58
Wendell Tucker (from Roman Gabriel), vs. San Francisco, 11/9/69

Most Seasons, 1,000 or More Yards Pass Receiving

9 Isaac Bruce, 1995-96, 1999-2004, 2006
8 Torry Holt, 2000-07
4 Henry Ellard, 1988-91

Most Games, 100 or More Yards Pass Receiving, Career

46 Torry Holt, 1999-2008
43 Isaac Bruce, 1994-2007
26 Henry Ellard, 1983-93

Most Games, 100 or More Yards Pass Receiving, Season

10 Torry Holt, 2003
9 Isaac Bruce, 1995
8 Elroy Hirsch, 1951
Torry Holt, 2000

Most Consecutive Games, 100 or More Yards, Pass Receiving

6 Isaac Bruce, 1995
5 Elroy Hirsch, 1951
Bob Boyd, 1954
3 Isaac Bruce, 2004

Most Consecutive Games, 150 or More Yards, Pass Receiving

3 Isaac Bruce, 1995
2 Tom Fears, 1950-51
Torry Holt, 2000
Torry Holt, 2003
Torry Holt, 2004

AVERAGE GAIN

Career (150 receptions)

20.5 Bob Boyd, 1950-57 (176-3,611)
20.3 Willie Anderson, 1988-94 (259-5,246)
18.3 Elroy Hirsch, 1949-57 (343-6,289)

Game (3 receptions)

*63.0 Torry Holt, @ Atlanta, 9/24/00 (3-189)
50.3 Jack Snow, @ Baltimore, 10/15/67 (3-151)
49.7 Bob Boyd, @ Green Bay, 10/17/54 (3-149)

Game (3 receptions), Opponent

55.3 Koren Robinson, vs. Seattle, 10/20/02 (3-166)
49.3 Charley Taylor, vs. Washington, 10/22/67 (3-148)
44.0 Charles Wilson, vs. Tampa Bay, 12/11/94 (4-176)

TOUCHDOWNS

Career

84 Isaac Bruce, 1994-2007
74 Torry Holt, 1999-2008
53 Elroy Hirsch, 1949-57

Season

17 Elroy Hirsch, 1951
13 Harold Jackson, 1973
Isaac Bruce, 1995
12 Isaac Bruce, 1999
Torry Holt, 2003

Season, Rookie

10 Bucky Pope, 1964
8 Eddie Kennison, 1996
6 Leon Clarke, 1956
Torry Holt, 1999

Game

4 Bob Shaw, vs. Washington, 12/11/49
Elroy Hirsch, @ New York Yanks, 9/28/51
Harold Jackson, vs. Dallas, 10/14/73
Isaac Bruce, vs. San Francisco, 10/10/99
3 Many times, Last by Torry Holt, vs. Seattle, 10/15/06
2 Many times, Last by Tavon Austin, at Ari., 10/4/15

Game, Opponent

4 Mike Ditka, vs. Chicago, 10/13/63
3 Many times, last by Torrey Smith, vs. Baltimore, 9/25/11
2 Many times, last by Odell Beckham, vs. NYG, 12/21/14

Most Consecutive Games, Touchdown

11 Elroy Hirsch, 1950-51
6 Henry Ellard, 1988-89
5 Jim Benton, 1938-39
Jack Snow, 1967-68
Harold Jackson, 1973
Torry Holt, 2003, 2006

PUNTING

Career

449 Donnie Jones, 2007-11
432 Dale Hatcher, 1985-89, 1991
380 Sean Landeta, 1993-96, 2003-04

Season

105 Donnie Jones, 2011
97 Dale Hatcher, 1986
94 Donnie Jones, 2010
93 Ken Clark, 1979

Season, Rookie

93 Ken Clark, 1979
87 Dale Hatcher, 1985
82 Johnny Hekker, 2012
77 Rusty Jackson, 1976

Game

12 Parker Hall, vs. Green Bay, 11/26/39
Rusty Jackson, @ San Francisco, 11/21/76
11 Danny Villanueva, vs. Dallas, 9/30/62
Danny Villanueva, @ Pittsburgh, 9/13/64
Donnie Jones, vs. San Francisco, 1/3/2010
10 Many times, last by Donnie Jones, vs. Seattle, 11/20/11

Game, Opponent

14 George Taliaferro, vs. New York Yanks, 9/28/51
11 Tom Girard, vs. Green Bay, 12/3/50
Gerry Collins, vs. Cleveland, 12/12/65
Bobby Joe Green, @ Chicago, 12/2/73
Tom Wittum, @ San Francisco, 11/21/76
Hermon Weaver, @ Seattle, 11/4/79
10 Many times, Last by Tommy Barnhardt, @ New Orleans, 11/26/89

Longest Punt

88 Bob Waterfield, @ Green Bay, 10/17/48
86 Bob Waterfield, @ Green Bay, 10/5/47

80 Donnie Jones, @ Seattle, 10/21/07
Parker Hall, vs. Philadelphia 12/3/39

Longest Punt, Opponent

76 Sammy Baugh, @ Washington, 11/5/44
75 Sam Baker, vs. Dallas, 9/30/62
74 Jack Jacobs, @ Green Bay, 10/5/47

AVERAGE GROSS YARDS

Career (250 punts)

46.6 Donnie Jones, 2007-11 (449-20,924)
44.3 Danny Villanueva, 1961-64 (296-13,009)
44.1 Sean Landeta, 1993-96, 2003-04 (380-16,747)

Season (Qualifiers)

50.0 Donnie Jones, 2008 (82-4,100)
47.2 Donnie Jones, 2007 (78-3,684)
46.8 Donnie Jones, 2009 (90-4,212)

Season, Rookie (Qualifiers)

45.8 Johnny Hekker, 2012 (82-3,756)
43.6 John Misko, 1982 (45-1,961)
43.2 Dale Hatcher, 1985 (87-3,735)

Game (4 punts)

56.9 Johnny Hekker, vs. Arizona, 10/4/12 (7-398)
56.3 Donnie Jones, vs. Arizona, 11/22/09 (4-225)
56.2 Donnie Jones, vs. Buffalo, 9/28/08 (5-281)
56.0 Donnie Jones, vs. Arizona, 10/7/07 (4-224)

Game, Opponent (4 Punts)

59.5 Mike Scifres, vs. Chargers, 10/17/10 (6-357)
57.3 Fred Morrison, @ Chicago Bears, 11/16/52 (4-229)
56.8 Sammy Baugh, @ Washington, 10/26/41 (6-341)

HAD BLOCKED

Career

5 Bob Waterfield, 1945-52
4 Dale Hatcher, 1985-89, 1991
2 Many players, last by John Misko, 1982-84

Season

2 Bob Waterfield, 1950
Jon Kilgore, 1967
Rusty Jackson, 1976
Glen Walker, 1978
Ken Clark, 1979
1 Many times, last by Johnny Hekker, 2014

Most Consecutive Punts, None Blocked

425 Donnie Jones, 2007-2011
380 Sean Landeta, 1993-96, 2003-04
299 Norm Van Brocklin, 1951-57

PUNT RETURNS

Most Seasons Leading Team

5 Henry Ellard, 1983-93
4 Jon Arnett, 1957-63
Jim Bertelsen, 1972-76
3 Verda (V.T.) Smith, 1949-53
Woodley Lewis, 1950-55
Alvin Haymond, 1969-71
LeRoy Irvin, 1980-89
Eddie Kennison, 1996-98
Az-Zahir Hakim, 1998-2001

Most Consecutive Seasons Leading Team

5 Henry Ellard, 1983-87
4 Jim Bertelsen, 1972-76
3 Verda (V.T.) Smith, 1949-51
Woodley Lewis, 1952-54
Alvin Haymond, 1969-71
LeRoy Irvin, 1980-82
Eddie Kennison, 1996-98

Az-Zahir Hakim, 1999-2001

RETURNS

Career

146 LeRoy Irvin, 1980-89
135 Henry Ellard, 1983-93
112 Az-Zahir Hakim, 1998-2001

Season

56 Eddie Brown, 1979
53 Alvin Haymond, 1970
Todd Kinchen, 1995
52 Jackie Wallace, 1978

Season, Rookie

42 LeRoy Irvin, 1980
30 Tavon Austin, 2013
29 Darryl Henley, 1989
Eddie Kennison, 1996
Verda (V.T.) Smith, 1949

Game

7 Many times, last by Az-Zahir Hakim, @ Tennessee, 10/31/99
6 Many times, last by Vernon Turner, vs. New England, 9/13/92
5 Many times, last by Danny Amendola, vs. San Francisco, 1/3/2010

Game, Opponent

8 Kevin Miller vs. Minnesota, 12/2/79
DeSean Jackson, @ Philadelphia, 9/7/08
7 Many times, last by Leon Washington, vs. Seattle, 11/20/11

YARDS GAINED

Career

1,527 Henry Ellard, 1983-93
1,451 LeRoy Irvin, 1980-89
1,278 Az-Zahir Hakim, 1998-2001

Season

618 Jackie Wallace, 1978
615 LeRoy Irvin, 1981
501 Henry Ellard, 1985

Season, Rookie

427 Verda (V.T.) Smith, 1949
423 Eddie Kennison, 1996
296 Henry Ellard, 1983

Game

*207 LeRoy Irvin, @ Atlanta, 11/14/81
145 Tavon Austin, @ Indianapolis, 11/10/13
143 Tavon Austin, @ Washington, 12/7/14
127 LeRoy Irvin, @ San Francisco, 10/9/81

Game, Opponent

128 Tyrone Hughes, vs. New Orleans, 10/3/93
Darrien Gordon, @ San Diego, 11/27/94
127 Patrick Peterson, @ Arizona, 11/6/11
125 Dana McLemore, @ San Francisco, 11/16/80
122 Robert Brooks, @ Green Bay, 10/9/94

Longest Punt Return

*103t Robert Bailey, @ New Orleans, 10/23/94
98t Tavon Austin, @Indianapolis, 11/10/13
90t Dick Bass, vs. Green Bay, 12/17/61
90t Stedman Bailey vs. Seattle, 10/19/14
88t Tom Harmon, vs. Detroit, 11/23/47
88t Nick Miller, vs. Arizona, 11/27/11

Longest Punt Return, Opponent

99t Patrick Peterson, @ Arizona, 11/6/11
94t Darrien Gordon, @ Denver, 9/14/97
93t Dana McLemore, @ San Francisco, 1/2/82
90t Nate Burleson, @ Seattle, 11/12/06

AVERAGE YARDAGE

Career (Min. 75 ret.)

| | |
|------|---------------------------------------|
| 11.4 | Az-Zahir Hakim, 1998-2001 (112-1,278) |
| 11.3 | Henry Ellard, 1983-93 (135-1,527) |
| 11.1 | Danny Amendola, 2009-12 (81-899) |

Season (Qualifiers)

| | |
|------|-----------------------------------|
| 18.5 | Woodley Lewis, 1952 (19-351) |
| 15.8 | Verda (V.T.) Smith, 1949 (27-427) |
| 15.6 | Les Horvath, 1948 (13-203) |

Season, Rookie (Qualifiers)

| | |
|------|-----------------------------------|
| 15.8 | Verda (V.T.) Smith, 1949 (27-427) |
| 14.6 | Eddie Kennison, 1996 (29-423) |
| 14.5 | Jim Bertelsen, 1972 (16-232) |

Game

| | |
|-------------|--|
| 40.0 | Woodley Lewis @ Detroit, 10/18/53 (3-120) |
| 39.3 | Jon Arnett vs. Chicago, 11/2/58 (3-118) |
| 36.3 | Tavon Austin @ Indianapolis, 11/10/13 (4-145) |
| 35.8 | Tavon Austin, @ Washington, 12/7/14 (4-143) |
| 34.7 | Henry Ellard @ Atlanta, 10/22/84 (3-104) |

Game, Opponent (3 returns)

| | |
|------|--|
| 36.0 | Art Jones, vs. Pittsburgh, 9/7/41 (3-108) |
| | George McAfee, @ Chicago Bears, 10/10/48 (3-108) |
| 32.0 | Tyrone Hughes, vs. New Orleans, 13/3/93 (4-128) |
| 31.8 | Patrick Peterson, @ Arizona, 11/6/11 (4-127) |

TOUCHDOWNS

Career

| | |
|---|-----------------------------------|
| 4 | LeRoy Irvin, 1980-89 |
| | Henry Ellard, 1983-91 |
| 3 | Woodley Lewis, 1950-55 |
| | Eddie Kennison, 1996-98 |
| | Tavon Austin, 2013-present |
| 2 | Todd Kinchen, 1992-95 |
| | Az-Zahir Hakim, 1998-2001 |

Season

| | |
|----------|---|
| 3 | LeRoy Irvin, 1981 |
| 2 | Woodley Lewis, 1952 |
| | Henry Ellard, 1984 |
| | Todd Kinchen, 1992 |
| | Eddie Kennison, 1996 |
| 1 | Many times, last by Tavon Austin, 2015 |

Season, Rookie

| | |
|---|---------------------------|
| 2 | Todd Kinchen, 1992 |
| | Eddie Kennison, 1996 |
| 1 | Verda (V.T.) Smith, 1949 |
| | Henry Ellard, 1983 |
| | Tavon Austin, 2013 |

Game

| | |
|----------|--|
| †2 | Leroy Irvin, @ Atlanta, 10/11/81 |
| | Todd Kinchen, vs. Atlanta, 12/27/92 |
| 1 | Many times, last by Tavon Austin, @ GB., 10/11/15 |

Game, Opponent

| | |
|---|---|
| 2 | Jack Christiansen, vs. Detroit, 10/14/51 |
| 1 | Many times, last by Patrick Peterson, vs. Ari. 11/25/11 |

KICKOFF RETURNS

Most Seasons Leading Team

| | |
|---|------------------------------|
| 5 | Ron Brown, 1984-89, 1991 |
| 3 | Fred Gehrke, 1940, 1945-49 |
| | Jon Arnett, 1957-63 |
| | Cullen Bryant, 1973-82, 1987 |
| | Drew Hill, 1979-84 |
| | Barry Redden, 1982-86 |
| | Tony Horne, 1998-00 |
| 2 | Woodley Lewis, 1950-55 |

Carver Shannon, 1962-64
Willie Ellison, 1967-72
Ron Smith, 1968-69
Vernon Turner, 1991-92
J.T. Thomas, 1995-98
Arlen Harris, 2003-04
Dante Hall, 2007-08
Danny Amendola, 2009-10

Most Consecutive Seasons Leading Team

| | |
|---|-------------------------|
| 5 | Ron Brown, 1985-89 |
| 3 | Drew Hill, 1979-81 |
| | Barry Redden, 1982-84 |
| | Tony Horne, 1998-00 |
| 2 | Woodley Lewis, 1953-54 |
| | Carver Shannon, 1963-64 |
| | Ron Smith, 1968-69 |
| | Vernon Turner, 1991-92 |
| | Arlen Harris, 2003-04 |
| | Dante Hall, 2007-08 |
| | Danny Amendola, 2009-10 |

RETURNS

Career

| | |
|-----|--------------------------|
| 171 | Drew Hill, 1979-84 |
| 169 | Ron Brown, 1984-89, 1991 |
| 143 | Tony Horne, 1998-2000 |

Season

| | |
|----|----------------------|
| 66 | Danny Amendola, 2009 |
| 60 | Drew Hill, 1981 |
| 57 | Tony Horne, 2000 |

Season, Rookie

| | |
|----|----------------------|
| 56 | Tony Horne, 1998 |
| 51 | Arlen Harris, 2003 |
| 49 | David Thompson, 1997 |

Game

| | |
|---|---|
| 9 | Danny Amendola, @ Tennessee, 12/13/09 |
| 8 | Tony Horne, @ Kansas City, 10/22/00 |
| | Chris Johnson, @ Indianapolis, 10/17/05 |
| | Derek Stanley, vs. Pittsburgh, 12/20/07 |
| | Danny Amendola, vs. Green Bay, 9/27/09 |
| 7 | Many times, last by Danny Amendola, vs. Atlanta, 11/21/10 |

Game, Opponent

| | |
|---|--|
| 8 | DeRon Jenkins, vs. San Diego, 10/1/00 |
| | Bethel Johnson, @ Minnesota, 12/31/06 |
| | Pierre Thomas, @ New Orleans, 11/11/07 |
| 7 | Tim Dwight, @ Atlanta, 10/17/99 |
| | Dino Philyaw, vs. New Orleans, 11/28/99 |
| | Dino Philyaw, @ New Orleans, 12/12/99 |
| | Steve Smith, vs. Carolina, 11/11/01 |
| | Maurice Morris, vs. Seattle, 10/20/02 |
| | Kevin Kasper, vs. Arizona, 12/15/02 |
| 6 | Many times, last by LaRod Stephens-Howling, vs. Arizona, 12/5/10 |

YARDS GAINED

Career

| | |
|-------|--------------------------|
| 3,918 | Ron Brown, 1984-89, 1991 |
| 3,577 | Tony Horne, 1998-2000 |
| 3,438 | Drew Hill, 1979-84 |

Season

| | |
|-------|----------------------|
| 1,618 | Danny Amendola, 2009 |
| 1,379 | Tony Horne, 2000 |
| 1,306 | Tony Horne, 1998 |

Season, Rookie

| | |
|-------|----------------------|
| 1,306 | Tony Horne, 1998 |
| 1,175 | Arlen Harris, 2003 |
| 1,110 | David Thompson, 1997 |

| | |
|-------------|---|
| Game | |
| 267 | Tony Horne, @ Kansas City, 10/22/00 |
| 229 | Derek Stanley, vs. Pittsburgh, 12/20/07 |
| 217 | Danny Amendola, @ Tennessee, 12/13/09 |

| | |
|-----------------------|--|
| Game, Opponent | |
| 304 | Tyrone Hughes, @ New Orleans, 10/23/94 |
| 294 | Wally Triplett, vs. Detroit, 10/29/50 |
| 252 | Steve Smith, vs. Carolina, 11/11/01 |

| | |
|-------------------------------|---|
| Longest Kickoff Return | |
| 105t | Jon Arnett, vs. Detroit, 10/29/61 |
| | Travis Williams, vs. New Orleans, 12/5/71 |
| 103t | Tom Wilson, @ Baltimore, 11/25/56 |
| | Tony Horne, vs. Atlanta 10/15/00 |
| 102t | Tony Horne, vs. Atlanta, 11/29/98 |

| | |
|---|---|
| Longest Kickoff Return, Opponent | |
| 105t | Abe Woodson, vs. San Francisco, 11/8/53 |
| | Stefan Logan, at Detroit, 10/10/10 |
| 104t | Travis Williams, vs. Green Bay, 12/9/67 |
| 103t | Russ Craft, vs. Philadelphia, 10/7/50 |

AVERAGE YARDAGE

| | |
|---------------------------------|-------------------------------------|
| Career (Min. 75 returns) | |
| 26.3 | Ron Brown, 1984-89, 91 (149-3,918) |
| 24.7 | Tony Horne, 1998-2000 (143-3,575) |
| 23.8 | Woodley Lewis, 1950-55 (109-2,575) |
| 23.5 | Danny Amendola, 2009-12 (118-2,776) |

| | |
|----------------------------|-----------------------------------|
| Season (Qualifiers) | |
| 33.7 | Verda (V.T.) Smith, 1950 (22-742) |
| 32.8 | Ron Brown, 1985 (28-918) |
| 31.8 | Tom Wilson, 1956 (15-477) |

| | |
|------------------------------------|---------------------------|
| Season, Rookie (Qualifiers) | |
| 31.8 | Tom Wilson, 1956 (15-477) |
| 28.0 | Jon Arnett, 1957 (18-504) |
| 27.1 | Ron Waller, 1955 (17-461) |

| | |
|-------------------------|--|
| Game (3 returns) | |
| 51.7 | Tommy Wilson, vs. Green Bay, 12/6/59 |
| 51.5 | Tony Horne, vs. Atlanta, 11/29/98 |
| 50.3 | Verda (V.T.) Smith, vs. Detroit 10/29/50 |

| | |
|-----------------------------------|---|
| Game, Opponent (3 returns) | |
| 73.5 | Wally Triplett, vs. Detroit, 10/29/50 |
| 52.7 | Abe Woodson, vs. San Francisco, 11/8/53 |
| 51.8 | Joe Scott, @ New York Giants, 11/14/78 |

TOUCHDOWNS

| | |
|-----------------------|---|
| Career | |
| 4 | Ron Brown, 1984-89, 1991 |
| | Tony Horne, 1998-2000 |
| 3 | Verda (V.T.) Smith, 1949-53 |
| | Cullen Bryant, 1973-82, 1987 |
| 2 | Jon Arnett, 1957-63 |
| Season | |
| 3 | Verda (V.T.) Smith, 1950 |
| | Ron Brown, 1985 |
| 2 | Tony Horne, 1999 |
| 1 | Many times, last by Chris Johnson, 2005 |
| Game | |
| †2 | Ron Brown, vs. Green Bay, 11/24/85 |
| 1 | Many times, last by Chris Johnson, vs. Seattle, 10/9/05 |
| Game, Opponent | |
| 2 | Tyrone Hughes, @ New Orleans, 10/23/94 |
| | Devin Hester, vs. Chicago, 12/11/06 |
| 1 | Many times, last by Knile Davis, at Kansas City, 10/16/14 |

FIELD GOAL RETURNS

| | |
|----------------------------------|---|
| Longest Field Goal Return | |
| 99t | Jerry Williams, vs. Green Bay, 12/16/51 |

| | |
|--|-----------------------------------|
| Longest Field Goal Return, Opponent | |
| 83t | Kevin Ross, vs. Atlanta, 10/12/95 |

COMBINED KICK RETURNS

MOST RETURNS

| | |
|---------------|-------------------------|
| Career | |
| 215 | Woodley Lewis, 1950-55 |
| 207 | Danny Amendola, 2009-12 |
| 179 | Jon Arnett, 1957-63 |
| Season | |
| 97 | Danny Amendola, 2009 |
| 90 | Danny Amendola, 2010 |
| 88 | Alvin Haymond, 1970 |
| | Todd Kinchen, 1995 |

YARDS GAINED

| | |
|-------------|-------------------------------------|
| Game | |
| 294 | Woodley Lewis, @ Detroit, 10/18/53 |
| 267 | Tony Horne, @ Kansas City, 10/22/00 |
| 262 | Dante Hall, @ Dallas, 9/30/07 |

| | |
|-----------------------|--|
| Game, Opponent | |
| 347 | Tyrone Hughes, @ New Orleans, 10/23/94 |
| 294 | Wally Triplett, vs. Detroit, 10/29/50 |
| 267 | Steve Smith, vs. Carolina, 11/11/01 |

TOUCHDOWNS

| | |
|---------------|------------------------------|
| Career | |
| 4 | Verda (V.T.) Smith, 1949-53 |
| | Woodley Lewis, 1950-55 |
| | LeRoy Irvin, 1980-89 |
| | Henry Ellard, 1983-91 |
| | Ron Brown, 1984-89, 1991 |
| | Tony Horne, 1998-2000 |
| 3 | Jon Arnett, 1957-63 |
| | Cullen Bryant, 1973-82, 1987 |
| | Eddie Kennison, 1996-1998 |
| 2 | Fred Gehrke, 1940, 1945-49 |
| | Tom Kalmanir, 1949-51 |
| | Todd Kinchen, 1992-95 |
| | Az-Zahir Hakim, 1998-2001 |

COMBINED NET YARDAGE

Includes rushing, receiving, interception returns, kickoff returns, punt returns, and fumble returns.

ATTEMPTS

| | |
|-----------------------|--|
| Career | |
| 2,806 | Steven Jackson, 2004-12 |
| 1,919 | Marshall Faulk, 1999-2006 |
| 1,648 | Eric Dickerson, 1983-87 |
| Season | |
| 442 | Eric Dickerson, 1983 |
| 436 | Steven Jackson, 2006 |
| 432 | Eric Dickerson, 1986 |
| Season, Rookie | |
| *442 | Eric Dickerson, 1983 |
| 320 | Jerome Bettis, 1993 |
| 212 | Larry Smith, 1969 |
| Game | |
| 44 | Jerome Bettis, vs. Chicago, 1/2/94 (ru 39, re 5) |
| 39 | Five times, last by Steven Jackson, vs. Washington, 12/24/06 (ru 33, re 6) |
| 38 | Jerome Bettis, @ Kansas City, 9/25/94 (ru 35, re 2) |

YARDS

| | |
|---------------|------------------------|
| Career | |
| 14,311 | Isaac Bruce, 1994-2007 |

13,538 Steven Jackson, 2004-12
12,732 Torry Holt, 1999-2008

Season

2,429 Marshall Faulk, 1999
2,401 Steven Jackson, 2006
2,259 Eric Dickerson, 1984

Season, Rookie

2,212 Eric Dickerson, 1983
1,801 Eddie Kennison, 1996
1,673 Jerome Bettis, 1993

Game

336 Willie Anderson, @ New Orleans, 11/26/89
314 Tavon Austin, @ Indianapolis, 11/10/13
303 Jim Benton, vs. Detroit, 11/22/45
286 Marshall Faulk, vs. Atlanta, 10/15/00

INTERCEPTIONS BY

Career

46 Ed Meador, 1959-70
37 Nolan Cromwell, 1977-87
34 LeRoy Irvin, 1980-89

Season

*14 Dick (Night Train) Lane, 1952
12 Woodley Lewis, 1950
11 Will Sherman, 1955

Season, Rookie

*14 Dick (Night Train) Lane, 1952
12 Woodley Lewis, 1950
9 George Sims, 1949
Don Burroughs, 1955

Game

3 Many times, last by Keith Lyle, @ Atlanta, 12/15/96
2 Many times, last by Trumaine Johnson, vs. Oakland, 11/30/14
1 Many times, last by Trumaine Johnson, @ MIN, 11/8/15

Game, Opponent

4 Dave Baker, vs. San Francisco, 12/4/60
3 Many times, last by Adrian Wilson and Kerry Rhodes, vs. Arizona, 9/12/10
2 Many times, last by Patrick Peterson, at Arizona, 11/9/14

Consecutive Games Intercepted By

6 Will Sherman, 1954-55
5 Dick (Night Train) Lane, 1952
4 Nolan Cromwell, 1980
Kirk Collins, 1983
Oshiomogho Atogwe, 2007

YARDS GAINED

Career

671 Nolan Cromwell, 1977-87
654 LeRoy Irvin, 1980-89
547 Ed Meador, 1959-70

Season

298 Dick (Night Train) Lane, 1952
275 Woodley Lewis, 1950
205 Travis Fisher, 2003

Season, Rookie

298 Dick (Night Train) Lane, 1952
275 Woodley Lewis, 1950
152 Jack Morris, 1958

Game

107 Aaron Martin, vs. San Francisco, 10/18/64
106 Anthony Parker, vs. Jacksonville, 10/20/96
99 Johnnie Johnson, vs. Green Bay, 9/21/80
Janoris Jenkins @ San Diego, 11/23/14

Game, Opponent

111 Ace Parker, vs. Brooklyn, 11/17/40
108 Felix Wright, vs. Cleveland, 10/26/87

105 Malcolm Jenkins, at New Orleans, 12/12/10

Longest Returns

99t Johnnie Johnson, vs. Green Bay, 9/21/80
99t Janoris Jenkins, at San Diego, 11/23/14
98t Alec Ogletree, at Houston, 10/13/13
97t Herb Rich, vs. Dallas Texans, 11/2/52
Bobby Smith, vs. San Francisco, 10/18/64
95t Will Sherman, vs. Green Bay, 12/16/56

Longest Return, Opponent

101t Richie Pettibon, @ Chicago, 12/9/62
Henry Carr, vs. New York Giants, 11/13/66
99t Tim Lewis, @ Green Bay, 11/18/84
Dominique Rodgers-Cromartie, @ Arizona, 12/7/08
97t Reggie Rutland, @ Minnesota, 12/15/91

TOUCHDOWNS

Career

5 Ed Meador, 1959-70
LeRoy Irvin, 1980-89
Janoris Jenkins, 2012-
4 Jack Pardee, 1957-70
Jim Youngblood, 1973-84
Rod Perry, 1975-82
Nolan Cromwell, 1977-87
Johnnie Johnson, 1980-89

Season

3 Monte Jackson, 1976
Rod Perry, 1978
Janoris Jenkins, 2012

FUMBLES

OPPONENTS' FUMBLES RECOVERED

Career

19 Johnnie Johnson, 1980-89
18 Ed Meador, 1959-70
17 Nolan Cromwell, 1977-87

Season

5 Andy Robustelli, 1955
Bill Jabko, 1959
Ed Meador, 1961
Johnnie Johnson, 1981
Brian Young, 2003
4 Many times, last by Anthony Parker, 1995
3 Many times, last by William Hayes, 2013

Longest Fumble Return

98t Toby Wright, @ New Orleans, 10/23/94
94t Keith Lyle, @ Atlanta, 9/24/00
93t Adam Archuleta, vs. Tampa Bay, 10/18/04

Longest Fumble Return, Opponent

85t Eric Hill, vs. Phoenix, 9/1/91
84t Larry Brink, vs. Chicago Bears, 11/28/54
82t Donnie Edwards, vs. San Diego, 11/10/02

OPPONENTS' FUMBLES

RETURNED FOR TOUCHDOWNS

Career

2 Jack Dwyer, 1952-54
Toby Wright, 1994-97
Leonard Little, 1998
1 Mike Jones, 1997-2000
Devin Bush, 1999-2001
Dre' Bly, 1999-2002
Aeneas Williams, 2001-04
Adam Archuleta, 2001-05
Victor Adeyanju, 2006
Oshiomogho Atogwe, 2008
Janoris Jenkins, 2012
Daren Bates, 2013
Chris Long, 2013
Robert Quinn, 2013

Rodney McLeod, 2015

SACKS

TOTAL SACKS

Career (Unofficial)

159.5 David (Deacon) Jones, 1961-71
151.5 Jack Youngblood, 1971-84
94 Merlin Olsen, 1962-76

Season

22 David (Deacon) Jones, 1964
David (Deacon) Jones, 1968
19 **Robert Quinn, 2013**
18 Jack Youngblood, 1979
17 Kevin Carter, 1999

Season, Rookie

9 **Aaron Donald, 2014**
8 David (Deacon) Jones, 1961
6 Kevin Carter, 1995
5 Sean Gilbert, 1992
Robert Quinn, 2011

Game

5 Gary Jeter, @ Los Angeles Raiders, 9/18/88
4.5 Kevin Greene, @ San Francisco, 12/18/88
4 Sean Gilbert, vs. Pittsburgh, 9/12/93
Leonard Little, vs. Minnesota, 11/30/03

Game, Opponent

4 Edmund Nelson, vs. Pittsburgh, 9/16/84
Roy Barker, vs. San Francisco 10/25/98
Darryl Tapp, @ Seattle 10/21/07
3 Many times, last by Chris Clemons, vs. Seattle, 11/20/11
2.5 John Rade, @ Atlanta, 11/17/85
Reggie White, @ Green Bay, 9/3/95
Kevin Greene, vs. Carolina 11/17/96
DaShon Polk, @ Houston 11/27/05
Bryant Young, @ San Francisco 11/18/07
Brian Orakpo, vs. Washington, 10/2/11
Isreal Idonije, @ Chicago, 9/23/12

TACKLES

COMBINED TACKLES

Career

957 **James Laurinaitis, 2009-present**
915 Merlin Olsen, 1962-76
897 Jack Reynolds, 1970-80
896 David (Deacon) Jones, 1961-71

Season

193 London Fletcher, 2000
189 London Fletcher, 2001
185 Jim Collins, 1984

BLOCKED KICKS

BLOCKED PUNTS

Career

10 Ed Meador, 1959-70
8 Jack Youngblood, 1971-84
David (Deacon) Jones, 1961-71
6 Ivory Sully, 1979-84
Nolan Cromwell, 1977-87

Season

4 Ed Meador, 1964
3 Ed Meador, 1962
Irv Cross, 1966
Tony Guillory 1967
Nolan Cromwell, 1987

TEAM RECORDS

GAMES WON

Most Consecutive Games Won (Including postseason)

11 1969
8 1952, 1967, 2001
7 1978, 1985, 1999, 2003

Most Games Won, Season (Regular Season)

14 2001
13 1999
12 1973, 1975, 1978, 2003

Most Consecutive Games Won, Season (Including postseason)

11 1969
8 1952, 1967, 2001
7 1978, 1985, 1999, 2003

Most Consecutive Home Games Won (Regular Season)

15 2002-04
13 1998-2000
11 1973-74, 1976-78

Most Consecutive Road Games Won (Regular Season)

9 2000-02
7 1967-68
1968-69
1975-76
5 1988

GAMES LOST

Most Consecutive Games Lost (Regular Season)

17 2008-09
12 1937-38, 1959-60
11 1991-92

Most Consecutive Home Games Lost (Regular Season)

14 2008-10
11 1961-63
8 1997-98

Most Consecutive Away Games Lost (Regular Season)

12 1991-92
10 1961-62
9 1956-57, 1964-65, 2008-09

SCORING

Most Points, Season

540 2000
526 1999
503 2001

Most Points, Opponent, Season

471 2000
465 2008
438 2007

Fewest Points, Season

75 1937
116 1941
131 1938

Fewest Points, Opponent, Season

135 1975
136 1945
146 1977

Most Points, Game

70 vs. Baltimore, 10/22/50
65 vs. Detroit, 10/29/50
59 vs. Atlanta, 12/4/76
vs. Atlanta, 11/10/96

Most Points, Opponent, Game

56 @ Philadelphia, 10/8/50
@ Baltimore, 11/25/56
54 @ Kansas City, 10/22/00
52 vs. Chicago, 10/13/63

Most Points, Both Teams, Game

97 Rams 70, Baltimore 27, 10/22/50
89 Rams 52, New York Giants 37, 11/14/48
Rams 65, Detroit 24, 10/29/50
88 Rams 57, vs. San Diego 31 10/1/00
@ Kansas City 54, Rams 34, 10/22/00

Fewest Points, Both Teams, Game

6 Many times, last @ New Orleans 6, Rams 0, 11/9/86
7 vs. Chicago Cardinals 7, Rams 0, 11/23/41
@ Chicago Cardinals 7, Rams 0, 9/13/42
9 @ Green Bay 6, Rams 3, 11/14/65
Rams 9, @ Cleveland 0, 11/27/77

Most Points Overcome to Win Game

24 @ Tampa Bay, 12/6/92, (trailed 3-27, won 31-27)
22 @ Green Bay, 10/12/52, (trailed 6-28, won 30-28)
21 @ Green Bay, 11/17/57, (trailed 3-24, won 31-27)
@ Houston, 11/27/05, (trailed 3-24, won 33-27)

Most Points, Opponent, Overcome to Win Game

23 @ Green Bay, 9/12/82, (trailed 23-0, won 35-23)
21 vs. Denver, 12/12/82, (trailed 21-0, won 27-24)
vs. Dallas, 9/21/14, (trailed 21-0, won 34-31)
18 vs. New Orleans, 10/28/01, (trailed 24-6, won 34-31)

Most Points Overcome to Tie Game

28 vs. Philadelphia, 10/3/48, (trailed 0-28, tied 28-28)
17 @ Chicago Cardinals, 11/15/53, (trailed 17-0, tied 24-24)
14 @ Chicago Bears, 10/13/46, (trailed 24-10, tied 24-24)
@ Chicago Cardinals, 11/20/49, (trailed 28-14, tied 28-28)
@ Minnesota, 11/25/62, (trailed 24-10, tied 24-24)

Most Points, First Half

44 vs. Green Bay, 9/21/80
38 vs. Green Bay, 9/24/89
vs. Oakland, 11/30/14
36 vs. St. Louis, 12/15/85

Most Points, Opponent, First Half

42 @ Baltimore, 11/25/56
40 @ New York Jets, 11/9/08
38 @ San Francisco, 10/28/51

Most Points, Both Teams, First Half

55 vs. New York Yanks, 11/18/51 (Rams 34, Yanks 21)
vs. Detroit, 10/30/60 (Rams 34, Lions 21)
51 vs. Green Bay, 9/21/80 (Rams 44, Packers 7)
50 vs. Atlanta, 10/15/00 (Rams 29, Falcons 21)

Most Points, Second Half

41 vs. Detroit, 10/29/50
38 vs. Chicago, 11/4/51
35 vs. Baltimore, 10/22/50
vs. Green Bay, 12/3/50
vs. Atlanta, 12/4/76

Most Points, Opponent, Second Half

35 vs. Minnesota, 11/17/72
@ Green Bay, 9/12/82
33 vs. St. Louis, 9/23/60
31 vs. Cleveland, 10/7/51
vs. San Francisco, 10/23/83
vs. Green Bay, 9/24/89

Most Points, Both Teams, Second Half

56 vs. Minnesota, 11/17/72 (Vikings 35, Rams 21)
55 vs. Detroit, 10/29/50 (Rams 41, Lions 14)
@ New York Giants, 11/19/50 (Giants 28, Rams 27)
52 @ New York Giants, 11/14/48 (Rams 31, Giants 21)
vs. Chicago Cardinals, 11/11/51 (Rams 38, Cardinals 14)

*NFL Record
† Ties NFL Record

Most Points, First Quarter

- 26 vs. Green Bay, 12/12/53
- 24 vs. Seattle, 10/31/76
- vs. New England, 11/2/80
- 21 Many times, last vs. Oakland, 11/30/14

Most Points, Opponent, First Quarter

- 28 @ Oakland, 10/29/72
- 21 Twice, last vs. Baltimore, 9/25/11
- 20 @ Kansas City, 10/22/00

Most Points, Both Teams, First Quarter

- 34 vs. Baltimore, 10/22/50 (Rams 21, Colts 13)
- 33 vs. Green Bay, 12/12/53 (Rams 26, Packers 7)
- 28 vs. New Orleans, 12/5/71 (Rams 21, Saints 7)
- @ Oakland, 10/29/72 (Raiders 28, Rams 0)
- vs. Dallas, 10/19/08 (Rams 21, Cowboys 7)
- vs. Chicago, 11/24/13 (Rams 21, Bears 7)

Most Points, Second Quarter

- 37 vs. Green Bay, 9/21/80
- 28 @ New Orleans, 10/7/79
- @ Atlanta, 12/9/79
- vs. Green Bay, 9/24/89
- vs. Indianapolis, 12/30/01
- 24 vs. Green Bay, 12/14/58
- vs. Detroit, 10/30/60
- vs. Pittsburgh, 9/22/68

Most Points, Opponent, Second Quarter

- 28 Many times, last @ San Francisco, 11/16/08
- 24 vs. Arizona, 11/2/08
- 23 vs. Minnesota, 12/16/12

Most Points, Both Teams, Second Quarter

- 45 vs. Detroit, 10/30/60 (Rams 24, Lions 21)
- 44 vs. Green Bay, 9/21/80 (Rams 37, Packers 7)
- 42 @ Detroit, 10/12/58 (Rams 21, Lions 21)

Most Points, Third Quarter

- *41 vs. Detroit, 10/29/50
- 28 vs. Chicago Cards, 11/11/51
- 21 Many times, last at Houston, 10/13/13

Most Points, Opponent, Third Quarter

- 25 vs. New Orleans, 10/28/01
- 21 Many times, last @ Dallas, 9/30/07
- 20 Three times, last vs. San Francisco, 10/22/95

Most Points, Both Teams, Third Quarter

- 48 vs. Detroit, 10/29/50 (Rams 41, Lions 7)
- 31 @ New York Giants, 11/14/48 (Giants 21, Rams 10)
- @ Chicago, 11/3/86 (Rams 17, Bears 14)
- 28 Many times, last @ Cleveland, 12/12/90 (Rams 14, Browns 14)

Most Points, Fourth Quarter

- 28 vs. Chicago, 10/26/52
- vs. San Francisco, 12/30/02
- 24 @ Green Bay, 10/12/52
- @ Green Bay, 10/18/59
- @ Atlanta, 11/19/67
- 21 Many times, last vs. New Orleans, 10/23/05

Most Points, Opponent, Fourth Quarter

- 28 vs. San Francisco, 10/23/83
- 23 @ Oakland, 12/18/82
- 22 vs. Arizona, 11/20/05
- @ New Orleans, 11/11/07

Most Points, Both Teams, Fourth Quarter

- 38 @ New York Yanks, 11/19/50 (Yanks 21, Rams 17)
- 35 vs. Minnesota, 11/17/72 (Vikings 21, Rams 14)
- vs. San Francisco, 10/23/83 (49ers 28, Rams 7)
- 34 @ San Francisco, 10/4/92 (Rams 17, 49ers 17)

TOUCHDOWNS**Most Touchdowns, Season**

- 67 2000
- 66 1999
- 64 1950

Fewest Touchdowns, Season

- 10 1937
- 16 1941
- 17 2009

Most Touchdowns, Game

- †10 vs. Baltimore, 10/22/50
- 9 vs. Detroit, 10/29/50
- 8 Five times, last vs. Atlanta 11/10/96

Most Touchdowns, Opponents, Game

- 8 @ Philadelphia, 10/8/50
- @ Baltimore, 11/25/56
- 7 @ San Francisco, 12/27/87
- @ Kansas City, 10/22/00
- @ Kansas City, 12/8/02
- 6 Many times, last vs. New England, 10/28/12

Most Touchdowns, Both Teams, Game

- 14 vs. Baltimore, 10/22/50 (Rams 10, Colts 4)
- 12 @ New York Giants, 11/14/48 (Rams 7, Giants 5)
- vs. Washington, 12/11/49 (Rams 8, Redskins 4)
- vs. Detroit, 10/29/50 (Rams 9, Lions 3)
- @ Kansas City, 10/22/00 (Chiefs 7, Rams 5)
- 11 Six times, last vs. San Francisco, 10/23/83 (49ers 6, Rams 5)

POINTS AFTER TOUCHDOWNS**Most Points After Touchdowns, Season**

- 64 1999
- 59 1950
- 58 2000, 2001

Most Points After Touchdowns, Game

- *10 vs. Baltimore, 10/22/50
- 8 vs. Detroit, 10/29/50
- vs. San Francisco, 11/9/58
- vs. Atlanta, 11/10/96
- 7 Many times, last vs. Oakland, 11/30/14

Most Points After Touchdowns, Opponent, Game

- 8 @ Philadelphia, 10/8/50
- @ Baltimore, 11/25/56
- 7 @ San Francisco, 12/27/87
- @ Kansas City, 12/8/02
- 6 Many times, last vs. New England, 10/28/12

TWO-POINT CONVERSIONS**Most Two-Point Conversions, Season**

- 5 2012
- 4 1998, 2000, 2004
- 3 2013
- 2 1994, 1995, 1996, 1999, 2001, 2005

Most Two-Point Conversions, Opponents, Season

- 7 1997
- 3 1994, 2000
- 2 1988, 2007

Most Two-Point Conversions, Game

- *4 vs. Atlanta, 10/15/00
- 1 27 times, last vs. San Francisco, 11/1/15

Most Two-Point Conversions, Opponent, Game

- 2 @ New Orleans, 11/11/07
- 1 Many times, last vs. Seattle, 9/13/15

Most Two-Point Conversion Attempts, Season

- 9 2000
- 6 1995, 2012
- 5 1994

Most Two-Point Conversion Attempts, Opponent, Season

- 8 1997
- 6 2000
- 4 1994, 2007

FIELD GOALS

Most Field Goals Attempted, Season

†49 1966
47 1973
45 1970

Most Field Goals Attempted, Opponent, Season

39 2007
38 2010
37 1993, 2011, 2012

Most Field Goals Attempted, Game

7 vs. Detroit, 12/9/51
vs. Denver, 9/10/06
6 Many times, last @ New Orleans, 11/26/72
5 Many times, last @ Minnesota, 11/8/15

Most Field Goals Attempted, Opponent, Game

7 vs. Baltimore, 12/4/54
vs. Minnesota, 11/5/89
6 Many times, last vs. New Orleans, 9/26/04
5 Many times, last vs. Minnesota, 12/16/12

Most Field Goals Made, Game

6 vs. Denver, 9/10/06
5 vs. Detroit, 12/9/51
vs. San Diego, 10/1/00
vs. Denver, 11/16/14
4 Many times, last at Minnesota, 11/8/15

Most Field Goals Made, Opponent, Game

†7 vs. Minnesota, 11/5/89
5 vs. Dallas, 12/21/87
vs. New Orleans, 9/26/04
@ Baltimore, 10/14/07
vs. Minnesota, 12/16/12
4 Many times, last at Tampa Bay, 10/24/10

SAFETIES

Most Safeties, Game

*3 vs. New York Giants, 9/30/84
2 vs. Green Bay, 10/21/73
2 @ Arizona, 11/6/11
1 Many times, last vs. Carolina, 10/20/13

Most Safeties, Game, Opponent

2 @ San Francisco, 9/8/96
1 Many times, last vs. Arizona, 12/8/13

FIRST DOWNS

Most First Downs, Season

380 2000
357 2001
335 1999, 2003

Most First Downs, Opponent, Season

337 2013
333 1994
2009
329 1996

Fewest First Downs, Season

88 1937
101 1938
103 1942

Fewest First Downs, Opponent, Season

116 1944
124 1939
129 1945

Most First Downs, Game

38 vs. New York Giants, 11/13/66
34 vs. New York Yanks, 9/28/51
vs. Arizona, 9/28/03
33 vs. Green Bay, 12/16/56

Most First Downs, Opponent, Game

36 vs. Jacksonville, 10/20/96
32 @ San Francisco, 11/20/94
30 vs. Phoenix, 10/2/88
30 vs. Chicago, 11/24/13, vs. New Orleans 12/15/13

Most First Downs, Both Teams, Game

58 vs. Chicago Bears, 10/24/54 (Rams 30, Bears 28)
57 @ New York Yanks, 11/19/50 (Rams 32, Yanks 25)
55 vs. Buffalo, 12/10/95 (Bills 28, Rams 27)
vs. Minnesota, 12/10/00 (Rams 32, Vikings 23)

Fewest First Downs, Game

2 vs. Washington, 11/21/37
3 Four times, last @ Detroit, 9/24/40
4 Four times, last @ Detroit, 12/14/69

Fewest First Downs, Opponent, Game

1 @ Seattle, 11/4/79
2 vs. Atlanta, 9/23/73
4 vs. Chicago Cardinals, 9/17/38
vs. Chicago Cardinals, 10/22/39

Fewest First Downs, Both Teams, Game

12 vs. Chicago Cards, 10/3/37 (Rams 3, Cardinals 9)
13 @ Detroit, 10/15/44 (Rams 7, Lions 7)
15 Many times, last @ San Francisco, 11/21/76
(Rams 8, 49ers 7)

Most First Downs, Rushing, Season

177 1973
148 1983
144 1980

Fewest First Downs, Rushing, Season

†36 1942
51 1944
61 1982

Fewest First Downs, Rushing, Opponent, Season

53 1999
63 1966
64 1966, 1970

Most First Downs, Rushing, Game

21 @ New Orleans, 11/25/73
19 vs. Atlanta, 12/4/76
18 Three times, last @ Seattle, 11/4/79

Most First Downs, Rushing, Game, Opponent

20 @ Washington, 11/25/51
18 vs. New Orleans, 12/16/79
vs. Detroit, 9/7/80
17 @ Detroit, 10/12/58

Fewest First Downs, Rushing, Game

0 @ San Francisco, 12/6/64
vs. New York Jets, 11/15/70
@ Detroit, 11/17/91
@ Kansas City, 12/8/02
1 Many times, last vs. Seattle, 11/20/11
2 Many times, last vs. Green Bay, 10/21/12

Fewest First Downs, Rushing, Opponent, Game

0 Many Times, last @ Indianapolis, 11/10/13
1 Many Times, last @ San Francisco, 11/18/07
2 Many times, last vs. Oakland, 11/30/14

Most First Downs, Passing, Season

247 2000
236 2001
219 2002

Most First Downs, Passing, Opponent, Season

203 2013
198 1944
197 2012

Fewest First Downs, Passing, Season

23 1937
43 1944
44 1941

Fewest First Downs, Passing, Opponent, Season

28 1937
 41 1938, 1944
 43 1939

Most First Downs, Passing, Game

23 vs. Minnesota, 12/16/12
 22 @ New York Giants, 10/2/05
 21 Many times, last vs. San Diego, 10/1/00
 20 Many times, last @ New Orleans, 11/11/07

Most First Downs, Opponent, Passing, Game

24 vs. Jacksonville, 10/20/96, vs. New Orleans 12/15/13
 23 @ Detroit Lions, 9/9/12
 20 @ San Francisco, 10/3/04

Fewest First Downs, Passing, Game

0 @ San Francisco, 10/10/71
 1 Many times, last vs. Detroit, 10/19/86
 2 Many times, last @ New Orleans, 9/15/91

Fewest First Downs, Passing, Opponent, Game

0 @ Pittsburgh, 11/13/49
 vs. Atlanta, 9/23/73
 1 Many times, last @ Seattle, 11/4/79
 2 Many times, last vs. Atlanta, 10/26/86

Most First Downs, Penalty, Season

36 1998
 35 2013
 31 1990
 29 1981, 2010, 2011

Most First Downs, Penalty, Opponent, Season

47 2013
 35 1997
 33 1969

Fewest First Downs, Penalty, Season

5 1953
 6 1938
 7 1940, 1942

Fewest First Downs, Penalty, Opponent, Season

4 1938, 1940
 5 1937
 6 1944

NET YARDS GAINED RUSHING/PASSING**Most Yards Gained, Season**

*7,075 2000
 6,690 2001
 6,412 1999

Most Yards Gained, Opponent, Season

5,965 2009
 5,950 2008
 5,734 2011

Fewest Yards Gained, Season

1,794 1937
 2,253 1938
 2,286 1941

Fewest Yards Gained, Opponent, Season

2,519 1945
 2,717 1937
 2,785 1939

Most Yards Gained, Game

735 vs. New York Yanks, 9/28/51
 614 vs. San Diego, 10/1/00
 613 @ New York Yanks, 11/19/50

Most Yards Gained, Opponent, Game

582 vs. Cincinnati, 10/7/90
 574 @ Baltimore, 11/25/56
 541 @ Green Bay, 10/18/42

Most Yards Gained, Both Teams, Game

*1,113 @ New York Yanks, 11/19/50 (Rams 636, Yanks 497)
 995 vs. San Diego, 10/1/00 (Rams 614, Chargers 381)
 937 vs. Denver, 9/4/00 (Rams 514, Broncos 424)

Fewest Yards Gained, Game

58 @ Chicago Bears, 11/29/42
 81 vs. Chicago Cards 10/3/37
 86 vs. Washington, 11/21/37

Fewest Yards Gained, Opponent, Game

*-7 @ Seattle, 11/4/79
 63 vs. Green Bay, 10/21/73
 68 @ Chicago Cards, 10/22/39

Most Consecutive Games, 300 or More Yards

30 2000-02
 29 1949-51
 22 1999-2000

RUSHING**ATTEMPTS****Most Rushing Attempts, Season**

659 1973
 621 1977
 615 1980

Most Rushing Attempts, Game

65 @ Minnesota, 9/19/76
 63 @ Seattle, 11/4/79
 61 vs. New Orleans, 10/16/77

YARDS**Most Yards Gained Rushing, Season**

2,925 1973
 2,864 1984
 2,799 1980

Most Yards Gained Rushing, Opponent, Season

2,475 2008
 2,440 1961
 2,427 2011

Fewest Yards Gained Rushing, Season

798 1938
 875 1942
 929 1941

Fewest Yards Gained Rushing, Opponent, Season

1,119 1967
 1,189 1999
 1,202 1982

Most Yards Gained Rushing, Game

371 @ New York Yanks, 11/18/51
 340 @ New Orleans, 11/25/73
 337 vs. Carolina, 11/11/01

Most Yards Gained Rushing, Opponent, Game

352 @ Washington, 11/25/51
 330 @ Cleveland, 11/24/57
 vs. Detroit, 9/7/80

307 vs. New Orleans, 11/18/81

Most Yards Gained Rushing, Both Teams, Game

*595 vs. New York Yanks, 11/18/50 (Rams 371, Yanks 224)
 548 vs. Minnesota 11/5/61 (Rams 295, Vikings 253)
 506 @ Green Bay, 10/22/44 (Packers 294, Rams 212)

Fewest Yards Gained Rushing, Game

-29 @ Washington, 10/11/42
 6 vs. Arizona, 11/20/05
 10 @ Chicago Bears, 11/29/42

Fewest Yards Gained Rushing, Opponent, Game

1 vs. Chicago Bears, 10/26/52
 6 vs. New York Giants, 11/12/89
 8 vs. New York Giants, 9/30/84

Fewest Yards Gained Rushing, Both Teams, Game

62 @ San Francisco, 12/6/64 (Rams 15, 49ers 47)
 78 @ Detroit, 11/7/99 (Rams 57, Detroit 21)
 82 vs. New Orleans, 9/6/98 (Rams 47, New Orleans 35)

TOUCHDOWNS

Most Touchdowns Rushing, Season

28 1950
26 2000
24 1954

Most Touchdowns Rushing, Opponent, Season

26 1961, 2008
24 2009
22 1992, 1996, 2005

Most Touchdowns, Rushing, Game

7 vs. Atlanta, 12/4/76
6 vs. New York Yanks, 11/18/51
5 vs. Chicago, 10/24/54
@ Detroit, 10/12/58
vs. Minnesota, 12/10/00

Most Touchdowns, Rushing, Opponent, Game

6 vs. Cleveland, 11/24/57
5 vs. Detroit, 10/30/60
vs. Detroit, 9/7/80
@ Pittsburgh, 11/3/96
4 Many times, last @ Indianapolis, 10/17/05

Most Touchdowns Rushing, Both Teams, Game

8 vs. New York Yanks, 11/18/51 (Rams 6, Yanks 2)
7 @ Cleveland, 11/24/57 (Rams 1, Browns 6)
@ Detroit, 10/12/58 (Rams 5, Lions 2)
vs. Atlanta, 12/4/76 (Rams 7, Falcons 0)
vs. Detroit, 9/7/80 (Rams 2, Lions 5)
6 Many times, last @ Tampa Bay, 12/18/00 (Rams 3, Buccaneers 3)

PASSING

ATTEMPTS

Most Passes Attempted, Season

635 2002
632 1995
600 2003

Fewest Passes Attempted, Season

168 1937
199 1945
208 1944

Most Passes Attempted, Game

62 @ New York Giants, 10/2/05
61 vs. Buffalo, 12/10/95
56 @ San Francisco, 9/11/05

Most Passes Attempted, Opponent, Game

64 vs. Philadelphia, 11/6/49
58 @ Arizona, 9/29/96
vs. Atlanta, 12/2/07
56 vs. New Orleans 12/15/13

Most Passes Attempted, Both Teams, Game

97 vs. Chicago, 12/26/99 (Bears 55, Rams 42)
@ New York Giants, 10/2/05 (Rams 62, Giants 35)
96 vs. Cardinals, 9/12/10 (Cardinals 41, Rams 55)
93 vs. Atlanta, 12/2/07 (Rams 35, Atlanta 58)

Fewest Passes Attempted, Game

4 vs. Detroit, 9/10/37
6 vs. Chicago Cards, 11/5/39
@ New York Giants, 11/10/40
8 vs. Chicago Bears, 10/9/38
@ San Francisco, 11/21/76

Fewest Passes Attempted, Opponent, Game

†0 vs. Detroit, 9/10/37
@ Pittsburgh, 11/13/49
6 @ Brooklyn, 9/20/39
7 vs. Chicago Cards, 11/5/39
vs. Baltimore, 12/18/65

Fewest Passes Attempted, Both Teams, Game

4 vs. Detroit, 9/10/37 (Rams 4, Lions 0)
24 vs. Atlanta, 9/23/73 (Rams 15, Falcons 9)
25 Many times, last @ Pittsburgh, 11/13/49 (Rams 25, Steelers 0)

COMPLETIONS

Most Passes Completed, Season

408 2002
392 2005
380 2000

Most Passes Completed, Game

40 @ New York Giants, 10/2/05
36 vs. San Diego, 11/10/02
35 vs. San Francisco, 10/27/85
@ Seattle, 9/10/00
@ Green Bay, 11/29/04
vs. Minnesota, 12/16/12

Most Passes Completed, Opponent, Game

37 @ New York Jets, 9/25/83
vs. Jacksonville, 10/20/96
@ Arizona, 9/29/96
36 vs. New England, 11/16/86
vs. Chicago, 11/24/113
34 @ St. Louis, 11/4/84

Most Passes Completed, Both Teams, Game

65 @ Atlanta, 9/15/13 (Falcons 31, Rams 24)
60 @ Philadelphia, 9/9/01 (Rams 28, Eagles 32)
59 vs. Chicago, 12/26/99 (Rams 27, Bears 32)
@ New York Giants, 10/2/05 (Rams 40, Giants 19)

Fewest Passes Completed, Game

1 Many times, last @ New York Giants, 11/10/40
2 @ San Francisco, 10/10/71
3 Many times, last @ San Francisco, 11/21/76

Fewest Passes Completed, Opponent, Game

†0 vs. Pittsburgh, 11/13/49
2 Many times, last @ Seattle, 11/4/79
3 Many times, last @ Chicago, 9/24/72

Fewest Passes Completed, Both Teams, Game

1 vs. Detroit, 9/10/37 (Rams 1, Lions 0)
4 vs. Chicago Bears, 10/9/38 (Rams 1, Bears 3)
6 vs. Chicago Cards, 10/3/37 (Rams 3, Cardinals 3)
vs. Pittsburgh, 10/29/39 (Rams 1, Steelers 5)

YARDS

Most Yards Gained, Passing, Season

*5,492 2000
4,903 2001
4,480 2002

Most Yards Gained, Passing, Opponent, Season

4,085 2000
4,024 1989
3,913 2009

Fewest Yards Gained, Passing, Season

839 1937
1,261 1944
1,352 1941

Fewest Yards Gained, Passing, Opponent, Season

883 1937
1,248 1938
1,249 1939

Most Yards Gained, Passing, Game

541 vs. New York Yanks, 9/28/51
506 vs. Chicago, 12/26/82
453 vs. San Diego, 11/10/02

Most Yards Gained, Passing, Opponent, Game

483 vs. Cincinnati, 10/7/90

475 vs. San Francisco, 11/28/93

439 vs. San Francisco, 12/11/89

Most Yards Gained, Passing, Both Teams, Game

847 vs. Cincinnati, 10/7/90 (Rams 364, Bengals 483)

784 vs. San Diego, 10/1/00 (Rams 451, Chargers 333)

769 vs. Chicago 12/26/82 (Rams 506, Bears 263)

Fewest Yards Gained, Passing, Game

-18 @ San Francisco, 10/10/71

-5 @ Dallas Texans, 11/9/52

18 vs. Pittsburgh, 10/29/39

Fewest Yards Gained, Passing, Opponent, Game

-30 @ Seattle, 11/4/79

-1 @ Green Bay, 10/13/74

0 vs. Detroit, 9/10/37

@ Pittsburgh, 11/13/49

Fewest Yards Gained, Passing, Both Teams, Game

20 vs. Detroit, 9/10/37 (Rams 20, Lions 0)

28 @ Dallas Texans, 11/9/52 (Rams -5, Texans 33)

44 @ San Francisco, 11/21/76 (Rams 26, 49ers 18)

COMPLETION PERCENTAGE

Highest Completion Percentage, Season

68.8 2001

66.2 2012

65.4 2005

Highest Completion Percentage, Opponent, Season

68.1 2013

65.7 2012

63.3 2002

62.6 2008

Highest Completion Percentage, Game (10 att.)

88.9 @ San Francisco, 11/7/54

87.0 vs. San Francisco, 10/10/99

86.3 vs. Seattle, 10/19/14

Highest Completion Percentage, Opponent, Game (10 att.)

91.3 vs. Cleveland, 12/26/93

84.3 at Arizona, 12/9/13

85.7 at Kansas City, 10/27/14

HAD INTERCEPTED

Fewest Passes Had Intercepted, Season

7 1969

8 2006

10 2011

Most Passes Had Intercepted, Season

35 1941

34 1938

32 1981

Most Passes Had Intercepted, Game

7 Many times, last vs. Detroit, 10/26/58

6 Many times, last @ Carolina, 12/12/04

5 Many times, last @ Tennessee, 12/13/09

TOUCHDOWNS

Most Touchdowns, Passing, Season

42 1999

37 2000, 2001

31 1950, 1980, 1988

Most Touchdowns, Passing, Game

6 vs. New York Bulldogs, 11/27/49

vs. Washington, 12/11/49

vs. Detroit, 10/29/50

5 Many times, last vs. San Diego, 10/1/00

4 Many times, last vs. Washington, 12/24/06

Most Touchdowns, Passing, Opponent, Game

5 vs. St. Louis, 9/23/60

vs. Chicago, 10/13/63

vs. Miami, 12/14/86

@ San Francisco, 12/27/87

4 Many times, last vs. New England, 10/28/12

3 Many times, last at Green Bay, 10/16/11

SACKS

TOTAL SACKS

Most Sacks, Season

57 1999

56 1980, 1985, 1988

53 1970, 2013

Fewest Sacks, Season

17 1991

18 1982

25 2009

26 1994

Most Sacks, Game

10 vs. Atlanta, 9/28/69

vs. San Diego, 10/4/70

9 Many times, last vs. Arizona, 10/4/12

8 Three times, last vs. Minnesota, 11/30/03

Most Sacks, Opponent, Game

11 @ Baltimore, 11/22/64

10 @ San Francisco, 12/6/74

vs. San Francisco, 10/11/76

9 @ New Orleans, 12/1/85

Most Sacks, Both Teams, Game

16 @ Baltimore, 11/22/64 (Rams 5, Colts 11)

14 @ New Orleans, 10/24/76 (Rams 9, Saints 5)

13 vs. Tampa Bay, 11/5/78 (Rams 9, Buccaneers 4)

INTERCEPTIONS

TOTAL INTERCEPTIONS

Most Interceptions, Season

38 1952

32 1967, 1976

31 1950, 1955

Most Interceptions, Game

7 vs. Detroit, 11/26/44

vs. Green Bay, 11/11/45

@ Chicago Bears, 10/9/49

vs. San Francisco, 10/18/64

6 @ Pittsburgh, 12/4/38

@ New York Yanks, 11/19/50

@ Dallas, 11/9/52

@ Kansas City, 10/20/85

@ Atlanta, 12/15/96

5 Many times, last @ Tennessee, 12/13/09

YARDS GAINED

Most Yards, Season

712 1952

567 1999

546 1980

Most Yards, Opponent, Season

518 1952

497 1995

492 2002

Fewest Yards, Season

5 1959

15 1938

24 1939

Fewest Yards, Opponent, Season

27 1938

40 1969

61 1939

Most Yards, Game

314 vs. San Francisco, 10/18/64

225 vs. Green Bay, 9/21/80

177 vs. Jacksonville, 10/20/96

Most Yards, Opponent, Game

182 vs. Dallas Texans, 11/2/52
 171 @ San Francisco, 11/26/95
 149 @ Chicago, 10/11/64

Most Yards, Both Teams, Game

338 vs. San Francisco, 10/18/64 (Rams 314, 49ers 24)
 308 vs. Dallas Texans, 11/2/52 (Rams 126, Texans 182)
 244 vs. Detroit, 11/1/53 (Rams 129, Lions 115)

TOUCHDOWNS

Most Touchdowns By Interceptions, Both Teams, Game

3 vs. Detroit, 11/1/53 (Rams 2, Lions 1)
 @ Arizona, 12/30/07 (Rams 1, Cardinals 2)
 2 Many times, last @ Arizona, 11/23/03 (Rams 1, Cardinals 1)

PUNTING

TOTAL PUNTS

Most Punts, Season

106 2011
 98 1986
 95 1979, 1997, 1998

Most Punts, Opponents, Season

108 1979
 104 1978
 96 1986

Most Punts, Game

12 vs. Chicago Bears, 10/9/38
 vs. Green Bay, 11/26/39
 @ New York, 11/10/40
 @ San Francisco, 11/21/76
 11 Many times, last @ vs. San Francisco, 1/3/2010
 10 Many times, last vs. Seattle, 11/20/11

Most Punts, Opponent, Game

14 vs. New York Yanks, 9/28/51
 12 Three times, last vs. Chicago Cardinals, 11/23/41
 11 Many times, last @ Seattle, 11/4/79

AVERAGE YARDAGE

Highest Average Distance, Punting, Season

49.6 2008
 47.2 2007
 46.8 2009

Highest Average Distance, Punting, Game (4 punts)

56.9 vs. Arizona, 10/4/12
 56.2 vs. Buffalo, 9/28/08
 55.7 vs. New York Giants, 9/14/08
 56.0 vs. Arizona, 10/7/07

Highest Avg. Distance, Punting, Opponent, Game (4 punts)

57.3 @ Chicago Bears, 11/16/52
 55.8 @ Detroit 10/10/54
 55.3 @ Washington, 10/26/41

PUNT RETURNS

TOTAL RETURNS

Most Punt Returns, Season

67 1978
 62 1970
 58 1969, 1979

Most Punt Returns, Opponents, Season

60 1963, 1997
 59 1979
 58 1998

Fewest Punt Returns, Season

14 1961
 19 1993
 22 1982

Fewest Punt Returns, Opponent, Season

17 2001
 22 1972
 23 1999

Most Punt Returns, Game

8 Many times, last @ San Francisco, 10/25/81
 7 Many times, last @ Tennessee, 10/31/99
 6 Many times, last vs. San Francisco, 9/7/97

Most Punt Returns, Opponent, Game

9 vs. Baltimore, 11/22/64
 vs. Minnesota, 12/2/79
 @ Philadelphia, 9/7/08
 8 @ Detroit, 9/27/42
 @ Chicago Bears, 11/29/42
 7 Many times, last vs. Seattle, 11/20/11

Most Punt Returns, Both Teams, Game

15 @ Detroit, 9/27/42 (Rams 7, Lions 8)
 @ Baltimore, 11/27/66 (Rams 8, Colts 7)
 14 @ Atlanta, 9/12/76 (Rams 7, Falcons 7)
 13 vs. Chicago, 11/23/75 (Rams 7, Bears 6)
 @ Atlanta, 9/18/77 (Rams 8, Falcons 5)
 @ Tampa Bay, 9/23/79 (Rams 7, Buccaneers 6)
 vs. Minnesota, 12/2/79 (Rams 4, Vikings 9)

FAIR CATCHES

Most Fair Catches, Season

25 1998, 1999, 2011
 24 1989, 2011
 23 1997, 2005

Most Fair Catches, Opponent, Season

30 1968, 1986
 28 2011
 23 2013
 22 1985, 2006

Most Fair Catches, Game

4 Many times, last vs. Seattle, 11/20/11
 3 Many times, last at San Francisco, 10/4/09
 2 Many times, last at San Francisco, 11/14/10

Most Fair Catches, Opponent, Game

5 Four times, last at San Francisco, 11/14/10
 4 Many times, last at Pittsburgh, 12/2/11
 3 Many times, last vs. Atlanta, 11/21/10

Most Fair Catches, Both Teams, Game

8 @ Baltimore, 11/8/71 (Rams 3, Colts 5)
 7 Many times, last @ SF, 11/14/10 (Rams 2, 49ers 5)
 6 Many times, last @ San Francisco, 9/17/06 (Rams 2, 49ers 4)

YARDS GAINED

Most Yards, Punt Returns, Season

711 1978
 676 1981
 640 1947

Most Yards, Punt Returns, Opponent, Season

681 1963
 652 1998
 637 1994

Fewest Yards, Punt Returns, Season

79 2013
 102 1993
 129 1960
 143 2004

Fewest Yards, Punt Returns, Opponent, Season

55 1972
67 1971
116 1977

Most Yards, Punt Returns, Game

219 @ Atlanta, 10/11/81
166 @ San Francisco, 10/25/81
147 @ Cincinnati 10/3/99

Most Yards, Punt Returns, Opponents, Game

155 vs. Washington, 9/21/63
148 @ Buffalo, 11/21/04
141 @ Green Bay, 10/9/94

Most Yards, Punt Returns, Both Teams, Game

*282 @ Atlanta, 10/11/81 (Rams 219, Falcons 63)
198 @ Chicago Bears, 10/10/48 (Rams 69, Bears 129)
189 @ Kansas City, 12/8/02 (Rams 94, Chiefs 95)

TOUCHDOWNS

Most Touchdowns, Punt Returns, Season

3 1981
2 1947, 1949, 1952, 1984, 1992, 1996
1 1998, 1999, 2000, 2007, 2011, 2013, 2014

Most Touchdowns, Punt Returns, Opponent, Season

3 1951, 1994
2 1993, 2002, 2003, 2011

Most Touchdowns, Punt Returns, Game

†2 @ Atlanta, 10/11/81
vs. Atlanta, 12/27/92

Most Touchdowns, Punt Returns, Game, Opponent

2 @ Detroit, 10/14/51
1 Many times, last vs. San Francisco, 12/26/19

KICKOFF RETURNS

Most Kickoff Returns, Season

84 2004
82 2007
80 2008

Most Kickoff Returns, Opponent, Season

86 2001
85 1999
84 1989

Fewest Kickoff Returns, Season

26 1945
33 1977
34 1975

Fewest Kickoff Returns, Opponent, Season

19 1941
25 2013
35 1955

Most Kickoff Returns, Game

9 vs. New Orleans, 10/28/01
at Tennessee, 12/13/09
at Detroit, 10/10/10
8 Many times, last vs. Pittsburgh, 12/20/07
7 Many times, last vs. Atlanta, 11/21/10

Most Kickoff Returns, Opponent, Game

9 vs. San Diego, 10/1/00
8 Many times, last vs. Green Bay, 9/27/09
7 Many times, last vs. Indianapolis, 10/25/09

Most Kickoff Returns, Both Teams, Game

15 vs. New Orleans, 10/28/01 (Rams 9, Saints 6)
14 vs. Chicago Bears, 10/24/54 (Rams 7, Bears 7)
@ San Francisco, 11/7/54 (Rams 7, 49ers 7)
@ New Orleans, 10/23/94 (Rams 7, Saints 7)
vs. San Diego, 10/1/00 (Rams 5, Chargers 9)
@ Kansas City, 10/22/00 (Rams 8, Chiefs 6)

YARDS GAINED

Most Yards, Kickoff Returns, Season

1,938 2007
1,764 2009
1,761 2008

Most Yards, Kickoff Returns, Opponent, Season

2,194 2001
2,115 1999
1,888 2000

Fewest Yards, Kickoff Returns, Season

448 1945
690 1949
705 1977

Fewest Yards, Kickoff Returns, Opponent, Season

463 1941
544 1942
545 1942

Most Yards, Kickoff Returns, Game

267 @ Kansas City, 10/22/00
254 vs. Chicago, 10/13/63
239 vs. St. Louis, 11/14/76

Most Yards, Kickoff Returns, Opponent, Game

362 vs. Detroit, 10/29/50
304 @ New Orleans, 10/23/94
263 @ New York Giants, 11/11/48

Most Yards, Kickoff Returns, Both Teams, Game

560 vs. Detroit, 10/29/50 (Rams 198, Lions 362)
501 @ New Orleans, 10/23/94 (Rams 197, Saints 304)
384 @ New York Giants 11/14/48 (Rams 121, Giants 263)

TOUCHDOWNS

Most Touchdowns, Kickoff Returns, Season

3 1950, 1985
2 1999
1 1998, 2000, 2005

Most Touchdowns, Kickoff Returns, Opponent, Season

2 1950, 1964, 1967, 1981, 1994, 2001, 2002, 2003,
2006, 2007
1 Many times, last in 2009

Most Touchdowns, Kickoff Returns, Game

2 vs. Green Bay, 11/24/85
1 Many times, last vs. Seattle, 10/9/05

Most Touchdowns, Kickoff Returns, Game, Opponent

2 @ New Orleans, 10/23/94
vs. Chicago, 12/11/06
1 Many times, last at Detroit, 10/10/10

FUMBLES

TOTAL FUMBLES

Most Fumbles, Season

42 1996
40 1964, 1965
39 1978, 1986

Most Fumbles, Opponent, Season

42 1996
40 1964, 1965
39 1978, 1986

Fewest Fumbles, Season

14 2010
17 1960
18 2008

Fewest Fumbles, Opponent, Season

13 1956
15 1974, 1982, 1994
16 1998

Most Fumbles, Game

- 8 vs. Detroit, 10/31/65
- 7 Many times, last vs. New Orleans, 12/16/79
- 6 Many times, last @ New York Giants, 9/7/03

Most Fumbles, Opponent, Game

- 8 @ Chicago Cards, 11/27/38
- 7 Many times, last vs. Arizona, 12/9/10
- 6 Many times, last @ Green Bay, 9/4/88

Most Fumbles, Both Teams, Game

- 14 @ Chicago Bears, 11/24/40 (Rams 7, Bears 7)
- 12 @ Chicago Bears, 9/15/39 (Rams 6, Bears 6)
- @ Chicago Bears, 11/16/52 (Rams 7, Bears 5)
- 11 @ New York Giants, 9/7/03 (Rams 6, Giants 5)
- @ New Orleans, 10/24/76 (Rams 4, Saints 7)
- @ New York Giants, 12/1/46 (Rams 6, Giants 5)
- @ Chicago Cardinals, 11/27/38 (Rams 3, Cardinals 8)

FUMBLES LOST

Most Fumbles Lost, Season

- 24 1983
- 23 1958
- 22 1953, 1965, 1978, 1986, 2001

Most Fumbles Lost, Opponent, Season

- 24 1947, 1948
- 22 1984, 2003
- 20 1966, 1983

Most Fumbles Lost, Game

- 6 vs. New England, 12/11/83
- vs. Detroit, 10/31/65
- @ Detroit, 9/29/40
- 5 Many times, last vs. Phoenix, 9/1/91
- 4 Many times, last vs. Tampa Bay, 11/26/01

Most Fumbles Lost, Opponent, Game

- 5 @ New Orleans, 10/24/76
- @ Green Bay, 9/25/66
- @ Detroit, 10/15/44
- @ Chicago Cardinals, 11/27/38
- 4 Many times, last vs. Cardinals, 12/9/10
- 3 Many times, last @ Washington, 10/12/08

Most Fumbles Lost, Both Teams, Game

- 9 @ Chicago Bears, 9/15/39 (Rams 5, Bears 4)
- 8 Many times, Last vs. New England, 12/11/83 (Rams 6, Patriots 2)
- 7 @ Philadelphia, 12/1/02 (Rams 3, Eagles 4)
- @ Chicago Bears, 11/16/52 (Rams 4, Bears 3)
- @ Detroit, 9/29/40 (Rams 6, Lions 1)
- @ Chicago Cardinals, 11/27/38 (Rams 2, Cardinals 5)

PENALTIES

TOTAL PENALTIES

Most Penalties, Season

- 142 1997
- 133 1978, 1996
- 131 2011

Most Penalties, Opponent, Season

- 142 1997
- 133 1978, 1996
- 126 2010

Fewest Penalties, Season

- 29 1941
- 45 1942
- 51 1959

Fewest Penalties, Opponent, Season

- 43 1945
- 46 1942
- 47 1941, 1958

Most Penalties, Game

- 15 Five times, last vs. Philadelphia, 12/18/05
- 14 Many times, last vs. New Orleans, 11/26/00
- 13 Many times, last vs. San Francisco, 11/11/12

Most Penalties, Opponent, Game

- 18 vs. Chicago Bears, 11/10/46
- vs. Cleveland, 10/7/51
- 17 vs. New Orleans, 11/26/00
- 16 @ Chicago Bears, 10/10/48

Most Penalties, Both Teams, Game

- 31 vs. New Orleans, 11/26/00 (Rams 14, Saints 17)
- 27 vs. Chicago Bears, 11/10/46 (Rams 9, Bears 18)
- 26 vs. New Orleans, 11/8/81 (Rams 13, Saints 13)
- vs. Cincinnati, 9/1/96 (Rams 11, Bengals 15)
- @ Buffalo, 11/21/04 (Rams 11, Bills 15)
- @ San Francisco, 11/14/10 (Rams 12, 49ers 14)

Fewest Penalties, Game

- 0 vs. New Orleans, 12/9/90
- vs. Baltimore, 12/18/65
- @ Chicago, 11/29/42
- @ New York, 11/16/41
- 1 Many times, last vs. Atlanta, 1/6/02
- 2 Many times, last @ Tampa Bay, 12/18/00

Fewest Penalties, Opponent, Game

- 0 @ New England 10/26/08
- vs. Chicago, 9/24/95
- vs. Minnesota, 11/19/72
- vs. New York, 9/27/41
- 1 Many times, last @ Seattle, 9/10/00
- 2 Many times, last vs. Pittsburgh, 12/20/07

Fewest Penalties, Both Teams, Game

- 1 vs. New York Yanks, 9/27/53 (Rams 1, Yanks 0)
- 2 vs. Green Bay, 12/16/62 (Rams 1, Packers 1)
- vs. Baltimore, 12/18/65 (Rams 0, Colts 2)
- 3 Many times, last @ Phoenix, 12/5/93 (Rams 1, Cardinals 2)

YARDS PENALIZED

Most Yards Penalized, Season

- 1,169 1978
- 1,065 1997
- 1,015 1996

Most Yards Penalized, Opponent, Season

- 1,066 2005
- 1,064 1997
- 1,028 1951

Fewest Yards Penalized, Season

- 195 1938
- 220 1939
- 218 1937

Fewest Yards Penalized, Opponent, Season

- 220 1939
- 249 1938
- 318 1939

Most Yards Penalized, Game

- 162 vs. Baltimore, 10/22/50
- 149 @ Dallas, 11/6/60
- 145 @ Chicago Bears, 10/19/58

Most Yards Penalized, Opponent, Game

- 177 vs. San Francisco, 9/18/94
- 173 vs. Minnesota, 9/22/67
- 150 vs. Detroit, 10/3/52

Most Yards Penalized, Both Teams, Game

- 269 vs. Green Bay, 12/3/50 (Rams 123, Packers 146)
- 267 vs. Minnesota, 9/22/67 (Rams 94, Vikings 173)
- 253 @ Atlanta, 11/19/67 (Rams 135, Falcons 118)

Fewest Yards Penalized, Game

- 0 Many times, last vs. New Orleans, 12/9/90
- 5 Many times, Last @ Arizona, 12/7/08
- 7 @ New Orleans, 10/30/88
@ Detroit, 10/12/58

Fewest Yards Penalized, Opponent, Game

- †0 Three times, last @ New England, 10/26/08
- 5 Many times, last @ Atlanta, 10/14/93
- 7 @ New Orleans, 10/30/88
@ Green Bay 12/20/92

Fewest Yards Penalized, Both Teams, Game

- 10 vs. Green Bay, 12/16/62 (Rams 5, Packers 5)
- 15 vs. Chicago Cards, 11/23/41 (Rams 5, Cardinals 10)
vs. New York Yanks, 9/27/53 (Rams 15, Yanks 0)
- 20 Many times, last @ Phoenix, 12/5/93 (Rams 10,
Cardinals 10)

RAMS BIG DAYS

Bold denotes player active with Rams

Italics denotes rookie

RUSHING

| | | | |
|------------|---|-----------------------|---------------------------|
| 247 | Willie Ellison vs. New Orleans | Dec. 5, 1971 | (26 carries, 1 TD) |
| 223 | <i>Tom Wilson vs. Green Bay</i> | <i>Dec. 16, 1956</i> | <i>(23 carries, 0 TD)</i> |
| 221 | Greg Bell vs. Green Bay | Sept. 24, 1989 | (28 carries, 2 TD) |
| 220 | Marshall Faulk @ New Orleans | Dec. 24, 2000 | (32 carries, 2 TD) |
| 215 | Eric Dickerson vs. Houston | Dec. 9, 1984 | (27 carries, 2 TD) |
| 213 | Charles White @ St. Louis | Nov. 15, 1987 | (34 carries, 1 TD) |
| 212 | <i>Jerome Bettis @ New Orleans</i> | <i>Dec. 12, 1993</i> | <i>(28 carries, 1 TD)</i> |
| 210 | Greg Bell @ New England | Dec. 24, 1989 | (26 carries, 1 TD) |
| 208 | Eric Dickerson @ St. Louis | Nov. 4, 1984 | (21 carries 0 TD) |
| 208 | Marshall Faulk vs. Atlanta | Oct. 15, 2000 | (25 carries, 1 TD) |
| 207 | Eric Dickerson vs. Tampa Bay | Oct. 5, 1986 | (30 carries, 2 TD) |
| 205 | Dan Towler @ Baltimore | Nov. 22, 1953 | (14 carries, 1 TD) |
| 202 | Marshall Faulk @ Carolina | Dec. 23, 2001 | (30 carries, 2 TD) |
| 199 | Ollie Matson @ Chicago Bears | Oct. 11, 1959 | (31 carries, 3 TD) |
| 199 | <i>Eric Dickerson vs. Detroit</i> | <i>Oct. 2, 1983</i> | <i>(30 carries, 2 TD)</i> |
| 195 | Trung Canidate @ New York Jets | Oct. 21, 2001 | (23 carries, 2 TD) |
| 193 | Eric Dickerson @ St. Louis | Sept. 7, 1986 | (38 carries, 2 TD) |
| 192 | <i>Eric Dickerson @ New York Jets</i> | <i>Sept. 25, 1983</i> | <i>(28 carries, 2 TD)</i> |
| 191 | Eric Dickerson @ Tampa Bay | Nov. 25, 1984 | (28 carries, 3 TD) |
| 183 | Marshall Faulk vs. Carolina | Nov. 11, 2001 | (15 carries, 2 TD) |
| 183 | Marshall Faulk vs. Seattle | Oct. 20, 2002 | (32 carries, 3 TD) |
| 181 | Marshall Faulk @ Atlanta | Oct. 17, 1999 | (18 carries, 1 TD) |
| 179 | Steven Jackson vs. Jacksonville | Oct. 30, 2005 | (25 carries, 0 TD) |
| 178 | Marshall Faulk @ Arizona | Nov. 3, 2002 | (27 carries, 1 TD) |
| 170 | Eric Dickerson vs. Atlanta | Oct. 26, 1986 | (30 carries, 0 TD) |
| 169 | Dick Bass @ Chicago | Dec. 9, 1962 | (20 carries, 1 TD) |
| 168 | Marshall Faulk vs. Atlanta | Jan. 6, 2002 | (20 carries, 1 TD) |
| 166 | Ron Waller vs. Philadelphia | Sept. 30, 1956 | (20 carries, 1 TD) |
| 166 | Charles White vs. Pittsburgh | Oct. 11, 1987 | (33 carries, 1 TD) |
| 164 | Eric Dickerson @ New Orleans | Oct. 14, 1984 | (20 carries, 0 TD) |
| 161 | Steven Jackson @ Atlanta | Dec. 28, 2008 | (30 carries, 2 TD) |
| 160 | Steven Jackson vs. Dallas | Oct. 10, 2008 | (25 carries, 3 TD) |
| 159 | Charles White vs. Atlanta | Dec. 13, 1987 | (29 carries, 2 TD) |
| 159 | Steven Jackson vs. New Orleans | Oct. 30, 2011 | (25 carries, 2 TD) |
| 158 | Greg Hill, @ Buffalo | Sept. 20, 1998 | (19 carries, 2 TD) |
| 158 | Marshall Faulk vs. Oakland | Oct. 13, 2002 | (26 carries, 0 TD) |
| 155 | Charles White @ Atlanta | Oct. 18, 1987 | (31 carries, 0 TD) |
| 155 | Dan Towler vs. New York Yanks | Nov. 18, 1951 | (13 carries, 1 TD) |
| 154 | Marshall Faulk @ New Orleans | Dec. 12, 1999 | (29 carries, 1 TD) |
| 154 | Dan Towler vs. Chicago Bears | Oct. 25, 1953 | (24 carries, 1 TD) |
| 152 | Lawrence McCutcheon @ New Orleans | Nov. 25, 1973 | (20 carries, 0 TD) |
| 152 | Lawrence McCutcheon @ Chicago | Dec. 2, 1973 | (24 carries, 0 TD) |
| 152 | Lawrence McCutcheon vs. Atlanta | Dec. 11, 1977 | (17 carries, 0 TD) |
| 150 | Eric Dickerson @ Seattle | Sept. 23, 1985 | (31 carries, 3 TD) |
| 150 | Eric Dickerson vs. Green Bay | Nov. 24, 1985 | (31 carries, 1 TD) |
| 150 | Steven Jackson vs. Washington | Dec. 24, 2006 | (33 carries, 1 TD) |
| 159 | Todd Gurley @ Green Bay | Oct. 11, 2015 | (30 carries, 0 TD) |
| 146 | Todd Gurley @ Arizona | Oct. 4, 2015 | (19 carries, 0 TD) |
| 128 | Todd Gurley vs. Cleveland | Oct. 25, 2015 | (19 carries, 2 TD) |
| 133 | Todd Gurley vs. San Francisco | Nov. 1, 2015 | (20 carries, 1 TD) |

CAREER 100-YARD RUSHING GAMES

| Games | Player | W-L-T |
|--------------|---------------------------|--------------|
| 38 | Eric Dickerson | 27-11 |
| 33 | Steven Jackson | 17-15-1 |
| 27 | Marshall Faulk | 27-0 |
| 22 | Lawrence McCutcheon | 19-2-1 |
| 11 | Jerome Bettis | 3-8 |
| 10 | Dick Bass | 6-4 |
| 10 | Dan Towler | 10-0 |
| 8 | Wendell Tyler | 6-2 |
| 8 | Charles White | 7-1 |
| 7 | Greg Bell | 6-1 |
| 7 | Paul (Tank) Younger | 3-3-1 |
| 6 | Cleveland Gary | 4-2 |
| 5 | Jon Arnett | 2-3 |
| 5 | Willie Ellison | 2-2-1 |
| 5 | Ron Waller | 4-1 |
| 5 | Tim Wilson | 2-3 |
| 4 | Todd Gurley | 3-1 |
| 4 | Skeet Quinlan | 1-3 |
| 4 | Zac Stacy | 2-2 |

| Games | Player | W-L-T |
|--------------|-------------------------------|--------------|
| 3 | Cullen Bryant | 3-0 |
| 3 | John Cappelletti | 2-0-1 |
| 3 | Ollie Matson | 2-1 |
| 3 | Lawrence Phillips | 3-0 |
| 2 | Trung Canidate | 2-0 |
| 2 | Dick Hoerner | 1-0-1 |
| 2 | Les Josephson | 2-0 |
| 2 | Joe Marconi | 2-0 |
| 2 | Elvis Peacock | 2-0 |
| 2 | Bob Thomas | 2-0 |
| 2 | Tre Mason | 2-0 |
| 1 | Benny Cunningham | 1-0 |
| 1 | Jim Bertelsen | 1-0 |
| 1 | Robert Delpino | 1-0 |
| 1 | Harold Green | 1-0 |
| 1 | Greg Hill | 1-0 |
| 1 | Brian Leonard | 0-1 |
| 1 | Jerald Moore | 1-0 |
| 1 | Kenny Washington | 1-0 |
| 1 | Justin Watson | 1-0 |

GAMES WITH MORE THAN ONE 100-YARD RUSHER

| | |
|----------------|---|
| Nov. 8, 1953 | vs. San Francisco, Skeet Quinlan (11-119) and Paul Younger (12-101) |
| Oct. 24, 1954 | vs. Chicago Bears, Dan Towler (15-123) and Paul Younger (27-106) |
| Oct. 31, 1954 | vs. Detroit, Paul Younger (18-140) and Skeet Quinlan (13-119) |
| Dec. 4, 1955 | vs. Baltimore, Ron Waller (24-138) and Paul Younger (25-132) |
| Sept. 16, 1973 | @ Kansas City, Jim Bertelsen (28-143) and Lawrence McCutcheon (21-120) |
| Sept. 12, 1976 | @ Atlanta, Lawrence McCutcheon (26-115) and John Cappelletti (22-102) |
| Sept. 19, 1976 | @ Minnesota, John Cappelletti (28-128) and Lawrence McCutcheon (29-110) |
| Nov. 11, 1996 | vs. Atlanta, Lawrence Phillips (14-106) and Harold Green (13-106) |
| Nov. 11, 2001 | vs. Carolina, Marshall Faulk (15-183) and Trung Canidate (16-145) |

PASSING

| | | | |
|-----|---|----------------------|-------------------------------|
| 554 | Norm Van Brocklin vs. New York Yanks..... | Sept. 28, 1951 | (30 / 46, 0 TD, 0 Int) |
| 509 | Vince Ferragamo vs. Chicago..... | Dec. 26, 1982 | (30 / 46, 3 TD, 2 Int) |
| 454 | Jim Everett @ New Orleans | Nov. 26, 1989 | (29 / 51, 1 TD, 2 Int) |
| 453 | Marc Bulger vs. San Diego | Nov. 10, 2002 | (36 / 48, 4 TD, 0 Int) |
| 450 | Marc Bulger vs. New York Jets..... | Jan. 2, 2005 | (29 / 39, 3 TD, 2 Int) |
| 448 | Marc Bulger @ Green Bay | Nov. 29, 2004 | (35 / 53, 2 TD, 1 Int) |
| 442 | Marc Bulger @ New York Giants..... | Oct. 2, 2005 | (40 / 62, 2 TD, 3 Int) |
| 441 | Kurt Warner vs. Denver | Sept. 4, 2000 | (25 / 35, 3 TD, 3 Int) |
| 436 | James Harris @ Miami..... | Oct. 3, 1976 | (17 / 29, 2 TD, 1 Int) |
| 431 | Trent Green vs. Carolina..... | Nov. 5, 2000 | (29 / 42, 2 TD, 0 Int) |
| 406 | Jim Hardy vs. Chicago Cardinals..... | Oct. 31, 1948 | (28 / 53, 3 TD, 2 Int) |
| 401 | Tony Banks @ Atlanta | Nov. 2, 1997 | (30 / 42, 2 TD, 1 Int) |
| 401 | Kurt Warner @ New England | Nov. 18, 2001 | (23 / 34, 3 TD, 2 Int) |
| 394 | Kurt Warner vs. San Francisco..... | Sept. 17, 2000 | (23 / 34, 2 TD, 2 Int) |
| 390 | Kurt Warner vs. San Diego | Oct. 1, 2000 | (24 / 30, 4 TD, 0 Int) |
| 388 | Marc Bulger vs. Washington..... | Dec. 24, 2006 | (25 / 38, 4 TD, 0 Int) |
| 385 | Kurt Warner vs. New Orleans | Oct. 28, 2001 | (29 / 47, 1 TD, 4 Int) |
| 378 | Marc Bulger @ San Francisco..... | Nov. 2, 2003 | (26 / 42, 1 TD, 2 Int) |
| 377 | Jim Everett @ Philadelphia..... | Nov. 6, 1988 | (24 / 45, 2 TD, 4 Int) |
| 377 | Sam Bradford vs. Minnesota..... | Dec. 16, 2012 | (35/55, 3 TD, 1 Int) |
| 375 | Marc Bulger @ Pittsburgh..... | Oct. 26, 2003 | (22 / 37, 1 TD, 0 Int) |
| 375 | Austin Davis @ Philadelphia..... | Oct. 5, 2014 | (29/49, 3 TD, 0 Int) |
| 372 | Billy Wade @ Green Bay | Nov. 16, 1958 | (19 / 42, 1 TD, 2 Int) |
| 372 | Jim Everett vs. Cincinnati..... | Oct. 7, 1990 | (25 / 46, 2 TD, 0 Int) |
| 372 | Mark Rypien vs. Buffalo..... | Dec. 10, 1995 | (31 / 55, 1 TD, 2 Int) |
| 368 | Jim Everett vs. Indianapolis | Sept. 17, 1989 | (28 / 35, 3 TD, 1 Int) |
| 368 | Marc Bulger vs. San Francisco..... | Sept. 19, 2007 | (24 / 41, 1 TD, 0 Int) |
| 366 | Trent Green vs. Washington..... | Nov. 20, 2000 | (23 / 38, 2 TD, 1 Int) |
| 365 | Jim Everett @ Denver..... | Nov. 27, 1988 | (25 / 47, 2 TD, 1 Int) |
| 365 | Jim Everett vs. New Orleans..... | Dec. 9, 1990 | (31 / 50, 1 TD, 2 Int) |
| 362 | Marc Bulger @ San Francisco..... | Sept. 11, 2005 | (34 / 56, 2 TD, 1 Int) |
| 360 | Marc Bulger vs. Seattle..... | Oct. 15, 2006 | (26 / 39, 3 TD, 1 Int) |
| 359 | Kurt Warner vs. Indianapolis..... | Dec. 30, 2001 | (23 / 30, 3 TD, 1 Int) |
| 358 | Marc Bulger vs. New Orleans..... | Sept. 26, 2004 | (32 / 49, 1 TD, 0 Int) |
| 356 | Billy Wade @ Baltimore | Nov. 23, 1958 | (24 / 41, 0 TD, 2 Int) |
| 356 | Marc Bulger vs. Chicago..... | Dec. 11, 2006 | (34 / 55, 3 TD, 0 Int) |
| 354 | Jamie Martin vs. San Francisco..... | Dec. 24, 2005 | (33 / 41, 1 TD, 2 Int) |
| 354 | Marc Bulger vs. Kansas City..... | Nov. 5, 2006 | (31 / 42, 1 TD, 0 Int) |
| 353 | <i>Tony Banks @ Baltimore</i> | <i>Oct. 27, 1996</i> | <i>(26 / 40, 1 TD, 1 Int)</i> |
| 352 | Marc Bulger vs. Atlanta..... | Oct. 13, 2003 | (23 / 34, 2 TD, 2 Int) |
| 352 | Sam Bradford @ Atlanta..... | Sept. 15, 2013 | (32 / 55, 3 TD, 1 Int) |
| 351 | Kurt Warner @ Carolina..... | Dec. 5, 1999 | (22 / 31, 3 TD, 2 Int) |

CAREER 300-YARD PASSING GAMES

| Games | Player | W-L-T | Games | Player | W-L-T |
|--------------|-------------------------|--------------|--------------|------------------------|--------------|
| 30 | Kurt Warner..... | 22-8 | 3 | Bill Wade..... | 1-2 |
| 27 | Marc Bulger..... | 12-15 | 2 | Dieter Brock..... | 0-2 |
| 20 | Jim Everett | 10-10 | 2 | Bob Waterfield..... | 2-0 |
| 7 | Sam Bradford | 2-5 | 2 | Austin Davis | 0-2 |
| 5 | Norm Van Brocklin | 4-1 | 1 | Zeke Bratkowski..... | 1-0 |
| 3 | Tony Banks | 1-2 | 1 | Ryan Fitzpatrick | 1-0 |
| 3 | Vince Ferragamo..... | 1-2 | 1 | Gus Frerotte | 1-0 |
| 3 | Roman Gabriel | 2-1 | 1 | Pat Haden | 0-1 |
| 3 | Trent Green..... | 2-1 | 1 | Jim Hardy | 0-1 |
| 3 | Chris Miller | 1-2 | 1 | James Harris..... | 1-0 |
| 3 | Mark Rypien..... | 0-3 | 1 | Jamie Martin..... | 1-0 |

RECEIVING

| | | | |
|-----|--|----------------|------------------------|
| 336 | *Willie Anderson @ New Orleans | Nov. 26, 1989 | (15 receptions, 1 TD) |
| 303 | Jim Benton @ Detroit..... | Nov. 22, 1945 | (10 receptions, 1 TD) |
| 238 | Harold Jackson vs. Dallas | Oct. 14, 1973 | (7 receptions, 4 TD) |
| 233 | Isaac Bruce @ Atlanta | Nov. 2, 1997 | (10 receptions, 3 TD) |
| 230 | Henry Ellard vs. Indianapolis | Sept. 17, 1989 | (12 receptions, 1 TD) |
| 229 | Isaac Bruce @ Baltimore | Oct. 27, 1996 | (11 receptions, 1 TD) |
| 226 | Eddie Kennison @ Atlanta | Dec. 15, 1996 | (5 receptions, 3 TD) |
| 220 | Ron Jessie @ Miami..... | Oct. 3, 1976 | (7 receptions, 2 TD) |
| 210 | Isaac Bruce vs. Miami..... | Dec. 24, 1995 | (15 receptions, 1 TD) |
| 208 | Jim Phillips @ Green Bay | Nov. 16, 1958 | (8 receptions, 1 TD) |
| 207 | Carroll Dale @ Detroit..... | Nov. 17, 1963 | (7 receptions, 3 TD) |
| 204 | Marshall Faulk (RB) vs. Chicago | Dec. 26, 1999 | (12 receptions, 1 TD) |
| 203 | Torry Holt vs. Indianapolis | Dec. 30, 2001 | (7 receptions, 2 TD) |
| 202 | Jim Benton @ New York Yanks..... | Dec. 5, 1946 | (12 receptions, 2 TD) |
| 200 | Tommy McDonald vs. Cleveland | Dec. 12, 1965 | (6 receptions, 2 TD) |
| 200 | Torry Holt @ San Francisco | Nov. 2, 2003 | (11 receptions, 1 TD) |
| 196 | Elroy Hirsch vs. Green Bay..... | Dec. 12, 1953 | (9 receptions, 0 TD) |
| 195 | Elroy Hirsch vs. Chicago Cardinals | Nov. 11, 1951 | (6 receptions, 2 TD) |
| 192 | Isaac Bruce, vs. Minnesota..... | Sept. 13, 1998 | (11 receptions, 1 TD) |
| 191 | Isaac Bruce, vs. Atlanta | Oct. 12, 1995 | (10 receptions, 2 TD) |
| 189 | Tom Fears vs. Green Bay..... | Dec. 3, 1950 | (3 receptions, 2 TD) |
| 189 | Torry Holt @ Atlanta | Sept. 24, 2000 | (3 receptions, 2 TD) |
| 188 | Isaac Bruce vs. San Francisco | Sept. 17, 2000 | (8 receptions, 1 TD) |
| 183 | George Farmer vs. Chicago..... | Dec. 26, 1982 | (9 receptions, 1 TD) |
| 181 | Isaac Bruce @ Indianapolis | Oct. 1, 1995 | (8 receptions, 2 TD) |
| 179 | Isaac Bruce vs. New Orleans | Oct. 28, 2001 | (7 receptions, 1 TD) |
| 175 | Del Shofner vs. Baltimore | Dec. 6, 1958 | (5 receptions, 1 TD) |
| 174 | Torry Holt @ Pittsburgh | Oct. 26, 2003 | (7 receptions, 1 TD) |
| 173 | Elroy Hirsch @ New York Yanks | Sept. 28, 1951 | (9 receptions, 4 TD) |
| 173 | Isaac Bruce vs. San Francisco | Oct. 22, 1995 | (9 receptions, 0 TD) |
| 172 | Torry Holt vs. Minnesota | Dec. 10, 2000 | (9 receptions, 0 TD) |
| 171 | Henry Ellard @ Detroit | Dec. 6, 1987 | (7 receptions, 1 TD) |
| 170 | Isaac Bruce @ Green Bay | Nov. 29, 2004 | (9 receptions, 1 TD) |
| 169 | Del Shofner @ Detroit..... | Nov. 15, 1959 | (5 receptions, 1 TD) |
| 168 | Elroy Hirsch @ Green Bay | Oct. 11, 1953 | (8 receptions, 0 TD) |
| 167 | Henry Ellard @ Denver..... | Nov. 27, 1988 | (11 receptions, 2 TD) |
| 167 | Isaac Bruce vs. San Diego..... | Oct. 1, 2000 | (9 receptions, 2 TD) |
| 166 | Henry Ellard @ Philadelphia..... | Nov. 6, 1988 | (7 receptions, 1 TD) |
| 165 | Henry Ellard vs. Atlanta | Oct. 8, 1989 | (8 receptions, 0 TD) |
| 165 | Torry Holt @ Tampa Bay | Dec. 18, 2000 | (9 receptions, 1 TD) |
| 163 | Elroy Hirsch @ San Francisco | Oct. 28, 1951 | (4 receptions, 1 TD) |
| 163 | Jim Phillips vs. Chicago | Sept. 23, 1961 | (9 receptions, 0 TD) |
| 163 | Henry Ellard vs. Phoenix | Nov. 19, 1989 | (7 receptions, 2 TD) |
| 163 | Isaac Bruce vs. San Diego..... | Nov. 10, 2002 | (10 receptions, 3 TD) |
| 163 | Torry Holt, vs. Tennessee..... | Sept. 25, 2005 | (9 receptions, 1 TD) |
| 163 | Torry Holt, vs. San Francisco..... | Dec. 24, 2005 | (10 receptions, 1 TD) |
| 163 | Donnie Avery @ New England | Oct. 26, 2008 | (6 receptions, 1 TD) |
| 162 | Tom Fears @ New York Yanks | Sept. 28, 1951 | (7 receptions, 0 TD) |
| 161 | Torry Holt vs. Atlanta | Oct. 13, 2003 | (11 receptions, 2 TD) |
| 160 | Danny Amendola..... | Sept. 16, 2012 | (15 receptions, 1 TD) |
| 160 | Henry Ellard vs. Kansas City | Nov. 10, 1991 | (8 receptions, 1 TD) |
| 160 | Torry Holt vs. San Francisco..... | Dec. 5, 2004 | (10 receptions, 1 TD) |
| 159 | Tom Fears vs. Washington | Dec. 11, 1949 | (10 receptions, 2 TD) |
| 157 | Elroy Hirsch @ New York Yanks | Nov. 19, 1954 | (5 receptions, 0 TD) |
| 157 | Bob Boyd vs. San Francisco..... | Oct. 3, 1954 | (5 receptions, 1 TD) |
| 155 | Tommy McDonald @ Chicago | Oct. 10, 1965 | (9 receptions, 0 TD) |
| 154 | Jim Phillips @ New York Giants | Oct 22, 1961 | (8 receptions, 1 TD) |
| 154 | Willie Anderson @ Atlanta | Sept. 11, 1994 | (5 receptions, 1 TD) |
| 154 | Torry Holt vs. Seattle | Oct. 15, 2006 | (8 receptions, 3 TD) |
| 152 | Isaac Bruce @ Cincinnati..... | Oct. 3, 1999 | (6 receptions, 0 TD) |
| 152 | Drew Hill @ Pittsburgh..... | Sept. 16, 1984 | (4 receptions, 1 TD) |
| 151 | Jim Benton, @ Chicago | Oct. 21, 1945 | (7 receptions, 1 TD) |
| 151 | Jim Phillips, @ Dallas | Nov. 6, 1960 | (7 receptions, 2 TD) |
| 151 | Jack Snow, @ Baltimore..... | Oct. 15, 1967 | (3 receptions, 2 TD) |
| 151 | Ron Jessie, @ Atlanta | Nov. 16, 1975 | (10 receptions, 1 TD) |
| 151 | Torry Holt @ Carolina | Dec. 12, 2004 | (6 receptions, 1 TD) |
| 150 | Elroy Hirsch, @ San Francisco..... | Oct. 7, 1956 | (8 receptions, 2 TD) |
| 150 | Jack Snow, vs. Detroit | Dec. 14, 1970 | (7 receptions, 0 TD) |

*NFL Record

GAMES WITH MORE THAN ONE 100-YARD RECEIVER

| | |
|----------------|---|
| Dec. 11, 1949 | vs. Washington, Tom Fears (10-159) and Bob Shaw (5-137) |
| Sept. 22, 1950 | vs. New York Yanks, Glen Davis (5-103) and Dick Hoerner (4-105) |
| Nov. 19, 1950 | @ New York Yanks, Dick Hoerner (14-125) and Elroy Hirsch (8-157) |
| Sept. 28, 1951 | @ New York Yanks, Tom Fears (7-162), Elroy Hirsch (9-173), and Verda (V.T.) Smith (2-103) |
| Dec. 14, 1952 | vs. Pittsburgh, Tom Fears (10-122) and Elroy Hirsch (4-108) |
| Oct. 4, 1953 | @ San Francisco, Bob Boyd (4-107) and Elroy Hirsch (9-107) |
| Sept. 26, 1954 | @ Baltimore, Skeet Quinlan (4-135) and Bob Boyd (4-121) |
| Oct. 10, 1954 | @ Detroit, Bob Boyd (8-128) and Elroy Hirsch (6-105) |
| Nov. 21, 1954 | @ New York Giants, Bob Boyd (5-103) and Tom Fears (9-136) |
| Dec. 12, 1954 | vs. Green Bay, Bob Boyd (4-106) and Elroy Hirsch (5-119) |
| Oct. 7, 1956 | @ San Francisco, Elroy Hirsch (8-150) and Bob Boyd (7-119) |
| Nov. 23, 1958 | @ Baltimore, Lamar Lundy (6-103) and Del Shofner (8-110) |
| Oct. 11, 1964 | @ Chicago, Jim Phillips (7-110) and Bucky Pope (4-108) |
| Nov. 1, 1964 | @ Detroit, Carroll Dale (7-109) and Marlin McKeever (6-100) |
| Dec. 4, 1976 | vs. Atlanta, Ron Jessie (4-112) and Dwight Scales (2-102) |
| Dec. 26, 1982 | vs. Chicago, George Farmer (9-183) and Preston Dennard (5-122) |
| Sept. 9, 1990 | @ Green Bay, Henry Ellard (6-106) and Willie Anderson (5-128) |
| Oct. 7, 1990 | vs. Cincinnati, Henry Ellard (7-100) and Willie Anderson (7-144) |
| Dec. 9, 1990 | vs. New Orleans, Henry Ellard (5-107) and Willie Anderson (5-123) |
| Sept. 1, 1991 | vs. Phoenix, Robert Delpino (10-113) and Henry Ellard (7-116) |
| Dec. 5, 1999 | @ Carolina, Isaac Bruce (6-111) and Az-Zahir Hakim (4-122) |
| Dec. 12, 1999 | @ New Orleans, Isaac Bruce (4-102) and Torry Holt (6-113) |
| Sept. 4, 2000 | vs. Denver, Az-Zahir Hakim (5-118), Torry Holt (6-103), and Marshall Faulk (4-100) |
| Oct. 1, 2000 | vs. San Diego, Isaac Bruce (9-167), Marshall Faulk (6-116), and Az-Zahir Hakim (5-104) |
| Nov. 5, 2000 | vs. Carolina, Az-Zahir Hakim (8-147) and Torry Holt (4-130) |
| Nov. 10, 2002 | vs. San Diego, Isaac Bruce (10-163) and Torry Holt (7-118) |
| Sept. 7, 2003 | @ New York Giants, Isaac Bruce (8-120), and Torry Holt (7-111) |
| Sept. 19, 2004 | @ Atlanta, Torry Holt (9-121) and Isaac Bruce (5-102) |
| Oct. 1, 2006 | vs. Detroit, Isaac Bruce (7-100) and Torry Holt (6-102) |
| Dec. 24, 2006 | vs. Washington, Isaac Bruce (9-148) and Steven Jackson (6-102) |

CAREER 100-YARD RECEIVING GAMES

| Games | Player | W-L-T | Games | Player | W-L-T |
|----------|-------------------------------|------------|----------|-----------------------------------|------------|
| 46 | Torry Holt | 27-19 | 2 | Billy Truax (TE)..... | 2-0 |
| 43 | Isaac Bruce | 22-21 | 2 | Wendell Tucker | 2-0 |
| 26 | Henry Ellard | 12-14 | 2 | Danny Amendola..... | 1-0-1 |
| 21 | Elroy Hirsch..... | 12-9 | 2 | Chris Givens | 1-1 |
| 16 | Tom Fears..... | 8-7-1 | 1 | Danario Alexander (WR)..... | 0-1 |
| 15 | Bob Boyd..... | 9-5-1 | 1 | Jon Arnett (RB) | 0-1 |
| 14 | Jim Phillips..... | 4-9-1 | 1 | Donnie Avery (WR) | 0-1 |
| 10 | Jack Snow..... | 5-4-1 | 1 | Johnny Bailey (RB) | 0-1 |
| 9 | Willie Anderson..... | 4-5 | 1 | Mike Barber (TE)..... | 0-1 |
| 8 | Carroll Dale | 2-5-1 | 1 | Jim Bertlesen (RB) | 0-1 |
| 8 | Harold Jackson..... | 5-3 | 1 | Ron Brown | 1-0 |
| 8 | Del Shofner | 2-6 | 1 | Leon Clarke..... | 1-0 |
| 6 | Tommy McDonald..... | 4-2 | 1 | Mark Clayton (WR)..... | 0-1 |
| 5 | Bernie Casey..... | 3-0-2 | 1 | Aaron Cox | 1-0 |
| 5 | Ron Jessie | 5-0 | 1 | Kevin Curtis..... | 1-0 |
| 4 | Jim Benton | 3-1 | 1 | Glen Davis..... | 1-0 |
| 4 | Marshall Faulk (RB) | 4-0 | 1 | Troy Drayton (TE) | 1-0 |
| 4 | Az-Zahir Hakim | 3-1 | 1 | Pete Holohan (TE) | 1-0 |
| 4 | Martin McKeever (TE)..... | 1-3 | 1 | Tom Keane..... | 1-0 |
| 3 | Kenny Britt..... | 1-2 | 1 | Lamar Lundy (TE) | 0-1 |
| 3 | Preston Dennard | 1-2 | 1 | Ollie Matson (RB)..... | 0-1 |
| 3 | Drew Hill..... | 1-2 | 1 | Shaun McDonald..... | 0-1 |
| 3 | Amp Lee (RB) | 1-2 | 1 | Dwight Scales | 1-0 |
| 3 | Bucky Pope | 1-2 | 1 | Bob Shaw..... | 1-0 |
| 2 | Bob Carey | 1-1 | 1 | Clendon Thomas (RB) | 0-1 |
| 2 | Robert Delpino (RB)..... | 0-2 | 1 | Billy Waddy | 1-0 |
| 2 | George Farmer..... | 0-2 | 1 | Brandon Gibson | 1-0 |
| 2 | Steven Jackson (RB) | 1-1 | 1 | Lance Kendricks (TE) | 1-0 |
| 2 | Eddie Kennison | 1-1 | 1 | Jared Cook (TE)..... | 1-0 |
| 2 | Willie Miller..... | 1-1 | 1 | Tavon Austin | 1-0 |
| 2 | Ricky Proehl..... | 2-0 | 1 | Stedman Bailey | 1-0 |
| 2 | Verda (V. T.) Smith (RB)..... | 1-1 | 1 | | |

GAMES WITH 300-YARD PASSER, 100-YARD RUSHER, 100-YARD RECEIVER

| | |
|-----------------------------------|--|
| vs. San Francisco, Oct. 23, 1983 | QB Vince Ferragamo (26-35, 327 yds, 5 TD, 2 Int.); RB Eric Dickerson (25-144); TE Mike Barber (8-113, 1 TD) |
| @ Detroit, Dec. 6, 1987 | QB Jim Everett (20-26, 324 yds, 2 TD, 2 Int.); RB Charles White (29-102, 1 TD); WR Henry Ellard (7-171, 1 TD) |
| @ Denver, Nov. 27, 1988 | QB Jim Everett (25-47, 365 yds, 2 TD, 1 Int.); RB Greg Bell (22-112, 1 TD); WR Henry Ellard (11-167, 2 TD) |
| vs. Atlanta, Oct. 21, 1990 | QB Jim Everett (24-38, 302 yds, 3 TD); RB Cleveland Gary (19-102, 2 TD); WR Henry Ellard (6-109, 1 TD) |
| @ Atlanta, Dec. 15, 1996 | QB Tony Banks (11-16, 304 yds, 3 TD, 1 Int.); RB Lawrence Phillips (22-122, 1 TD); WR Eddie Kennison (5-226, 3 TD) |
| @ Carolina, Dec. 5, 1999 | QB Kurt Warner (22-31, 351 yds, 3 TD, 2 Int.); RB Marshall Faulk (22-118); WR Az-Zahir Hakim (4-122, 2 TD); WR Isaac Bruce (6-111) |
| @ New Orleans, Dec. 12, 1999 | QB Kurt Warner (21-31, 346 yds, 2 TD, 1 Int.); RB Marshall Faulk (29-154, 1 TD); WR Torry Holt (6-112); WR Isaac Bruce (4-102) |
| vs. San Francisco, Sept. 17, 2000 | QB Kurt Warner (23-34, 394 yds, 2 TD, 2 Int.); RB Marshall Faulk (25-134, 3 TD); WR Isaac Bruce (8-188, 1 TD) |
| vs. San Diego, Oct. 1, 2000 | QB Kurt Warner (30-24, 390, 4 TD); RB Justin Watson (14-102, 1 TD); WR Isaac Bruce (9-167, 2 TD); RB Marshall Faulk (6-116, 2 TD); WR Az-Zahir Hakim (5-104) |
| vs. Minnesota, Dec. 10, 2000 | QB Kurt Warner (27-32, 346 yds); RB Marshall Faulk (25-135, 4 TD); WR Torry Holt (9-172) |
| @ San Francisco, Sept. 23, 2001 | QB Kurt Warner (24-35, 321 yds, 3 TD, 1 Int.); RB Marshall Faulk (18-105); WR Isaac Bruce (8-144, 1 TD) |
| vs. Indianapolis, Dec. 30, 2001 | QB Kurt Warner (23-20, 359 yds, 3 TD, 1 Int.); RB Marshall Faulk (25-118, 3 TD); WR Torry Holt (7-203, 2 TD) |
| @ Arizona, Nov. 23, 2003 | QB Marc Bulger (28-44, 329 yds, 1 TD, 4 Int.); RB Marshall Faulk (24-100, 1 TD); WR Torry Holt (9-145) |
| @ Houston, Nov. 27, 2005 | QB Ryan Fitzpatrick (19-30, 310 yards, 1 TD, 3 Int.); RB Steven Jackson (25-110, 1 TD); WR Torry Holt (10-130, 1 TD) |
| vs. Washington | QB Marc Bulger (28-38), 388 yards, 4 TD, 0 Int.); RB Steven Jackson (33-150, 1 TD); WR Isaac Bruce (9-148, 1 TD); RB Steven Jackson (6-102, 1 TD) |

LARGEST MARGIN OF VICTORY

| | | |
|-----------|---------|------------------------------------|
| 59 points | (59-0) | vs. Atlanta, Dec. 4, 1976 |
| 52 points | (52-0) | vs. Oakland, Nov. 30, 2014 |
| 49 points | (56-7) | vs. San Francisco, Nov. 9, 1958 |
| 48 points | (48-0) | @ Baltimore, Sept. 26, 1954 |
| 43 points | (70-27) | vs. Baltimore, Oct. 22, 1950 |
| | (45-21) | vs. Baltimore, Dec. 5, 1953 |
| | (59-16) | vs. Atlanta, Nov. 10, 1996 |
| 41 points | (65-24) | vs. Detroit, Oct. 29, 1950 |
| | (55-14) | vs. New York Giants, Nov. 13, 1966 |
| 40 points | (54-14) | @ New York Yanks, Sept. 28, 1951 |
| 39 points | (42-3) | @ Philadelphia, Nov. 3, 1975 |
| | (45-6) | vs. Seattle, Oct. 31, 1976 |

LARGEST MARGIN OF DEFEAT

| | | |
|-----------|---------|----------------------------------|
| 48 points | (48-0) | @ San Francisco, Dec. 27, 1987 |
| 44 points | (47-3) | @ New York Jets, Nov. 9, 2008 |
| 47 points | (47-0) | @ Chicago Bears, Nov. 29, 1942 |
| 40 points | (47-7) | @ Tennessee, Dec. 13, 2009 |
| 39 points | (49-10) | @ Kansas City, Dec. 8, 2002 |
| 38 points | (52-14) | vs. Chicago Bears, Oct. 13, 1963 |
| | (44-6) | @ Detroit, Oct. 10, 2010 |
| | (45-7) | vs. New England, Oct. 28, 2012 |
| 36 points | (56-20) | @ Philadelphia, Oct. 8, 1950 |
| | (42-6) | @ Pittsburgh, Nov. 3, 1996 |
| | (42-6) | vs. Indianapolis, Oct. 25, 2009 |
| 35 points | (35-0) | @ San Francisco, Oct. 4, 2009 |
| | (38-3) | @ Philadelphia, Sept. 7, 2008 |
| | (35-0) | @ San Francisco, Oct. 8, 1961 |
| | (56-21) | @ Baltimore, Nov. 25, 1956 |
| | (42-7) | vs. Green Bay, Nov. 12, 1944 |
| | (49-14) | @ New York, Nov. 16, 1941 |



FEATURE CLIPS





ST. LOUIS RAMS FEATURE CLIPS
TABLE OF CONTENTS

Foles fitting in just fine with Rams, By Jim Thomas.....2
STLToday.com/ August 3, 2015

Foles already vocal leader for Rams, By Jim Thomas.....4
STLToday.com / June 7, 2015

Rams DEs Chris Long, William Hayes confront homelessness in St. Louis, By Elizabeth Merrill.....6
ESPN.com / July 20, 2015

Long rallies fellow NFL ‘Waterboys’ to provide clean water in East Africa, By Nick Wagoner.....8
ESPN.com / September 3, 2015

Rams DE Robert Quinn aiming to get back to great, By Nick Wagoner.....10
ESPN.com / August 6, 2015.

Rams hope Todd Gurley, their back of the future, can be blast from past, By Nick Wagoner.....11
ESPN.com / May 14, 2015

Believe it or not, Donald should be better, By Ben Frederickson.....13
STLToday.com / September 9, 2015

Ayers Calls Rams a Good Fit for Him, By Jim Thomas.....15
STLToday.com / June 18, 2015

Kenny Britt wants to move past six-year ‘letdown’, By Nick Wagoner.....17
ESPN.com / June 8, 2015

Greg Robinson expecting big improvement in second season, By Nick Wagoner.....19
ESPN.com / June 10, 2015

Rams’ Brockers taking his game to a new level, By Jim Thomas.....20
STLToday.com / June 15, 2015

Keeping Cory Harkey a key to Rams’ offensive plans, By Nick Wagoner.....22
ESPN.com / July 5, 2015

Johnny Punts: Rams’ Hekker is the life of the party in St. Louis, By Elisabeth Meinecke.....23
FOX Sports Midwest / June 10, 2015

T.J. McDonald healthy, embracing expanded role, By Nick Wagoner.....25
ESPN.com / August 2, 2015

Zuerlein bracing for longer extra point, By Jim Thomas.....27
STLToday.com / June 12, 2015

Rams defense revving up under Williams, By Jim Thomas.....29
STLToday.com / June 21, 2015

Weinke takes unusual path to Rams, By Jim Thomas.....31
STLToday.com / March 2, 2015

Boras’ Profile With Rams Grows, By Jim Thomas.....33
STLToday.com / April 16, 2015

Austin flashes big-play potential, By Jim Thomas.....34
STLToday.com / August 16, 2015

BenFred: An appreciation of Benny Cunningham, By Ben Fredrickson.....35
STLToday.com / September 17, 2015

Michael Brockers lets it go so he doesn’t get lost on Rams’ D-line, By Nick Wagoner.....36
ESPN.com / September 17, 2015

Barron flourishing in safety/linebacker hybrid role for Rams, By Jim Thomas.....38
STLToday.com / October 2, 2015

Man child: Aaron Donald started early to become the NFL’s best D-tackle, By Elizabeth Merrill.....40
ESPN.com / October 10, 2015

Rams’ Davis, Marquez feast under ‘Bones’, By Joe Lyons.....43
STLToday.com/ October 16, 2015

Jeff Fisher calls Todd Gurley best back he’s coached at early stage of career, By Nick Wagoner.....44
ESPN.com/ October 26, 2015

Rookie Todd Gurley shows St. Louis Rams he was worthy of No. 10 pick, By Sam Farmer.....46
LA Times/ October 29,2015

Mark Barron feels at home at linebacker, just don’t call him one, By Nick Wagoner.....49
ESPN.com/ October 31, 2015



ST. LOUIS RAMS FEATURE CLIPS

TITLE: Foles fitting in just fine with Rams

BYLINE: Jim Thomas, St. Louis Post Dispatch

DATE: August 3, 2015

Nearly five months since the Sam Bradford trade brought him to St. Louis from Philadelphia, it has been an extended honeymoon for quarterback Nick Foles.

"I love it here," Foles said. "I love the players. I love the coaches. It's a great place to play, and I haven't even played a game here yet."

The feeling evidently is mutual because the Rams are talking about a contract extension for Foles — you know, the guy who has yet to play a game in St. Louis.

"There's some discussion, and that makes sense," coach Jeff Fisher said.

In fact, general manager Les Snead told reporters Thursday that it was "definitely realistic" that an extension could be worked out by the end of the 2015 regular season. On the pecking order of re-signing prospective Rams free agents, it's safe to say that Foles is at the top of the list, probably followed by cornerback Janoris Jenkins.

That doesn't mean anything will get done. Sometimes, if deals don't get done early in camp or before the start of the regular season, they just don't materialize. And in the case of Foles, it's difficult to know his value given the fact he's had only 24 NFL starts and his third year (2014) wasn't nearly as good as his Pro Bowl second year.

For his part, Foles is focused more on reading defenses than dollar signs at this point.

"Honestly, I just zone it out," Foles said. "That's why you hire agents, because my thing here is to be with these guys, to be a player, to be their quarterback. We have to win games."

"We hire agents so that clears the clutter out of our brain. And you know, I trust them to do the job. ... That will take care of itself. I'm just excited to be out playing."

Some players don't like the distraction of contract negotiations once the regular season begins. Foles doesn't sound like that guy.

"It's never been a distraction," he said. "I'm one of those guys that I enjoy playing the game. I know that we're fortunate to play this game, so whatever happens, happens, and we'll go from there."

Foles has had a good start to training camp the first two days, in stark contrast to his first week of OTAs in June — which was just a couple steps shy of a train wreck. At that time, his accuracy was off and the Rams' pass rush was all over him.

But Foles didn't panic or get down on himself. That doesn't seem to be his nature. He just kept working and got better every week. That trend continued Friday on the first day of camp.

"Usually the first couple days of camp you tip your hat toward the defensive side — they have the advantage," Fisher said. "That wasn't the case. Nick did a nice job."

It was more of the same Saturday, although the defense had its moments, including a sparkling interception of Foles by safety Rodney McLeod on an intermediate pass Foles tried to feather into tight end Jared Cook.

Foles has shown good arm strength on out routes, and more than enough arm for deep balls. The emphasis has been on screens and quick throws to a large degree early in camp as the team goes through its offensive installation.

"I feel really comfortable (with the playbook)," Foles said. "A lot more comfortable than I did during OTAs. But that's a daily thing. There's so much to an NFL playbook that you're always adding stuff, you're always critiquing stuff. There's better fundamentals you can do. ... So I'm feeling good, just gotta keep going."

But as was the case in the spring, job No. 1 for Foles is getting to know his teammates. Not just getting in sync with his receivers — which takes time — but establishing his leadership with the squad. A successful quarterback has to have a presence, and Foles set about the business of establishing his presence from his first day at Rams Park.

"It's not like he had been the quarterback for two years, you had a case of first day at school, hello to everybody ... he kind of took charge there," Snead said.



“He’s done a nice job building relationships with his partners per se. I think that’s the biggest thing I can say about him.”

Those relationships still need to be forged. And the Rams have yet to see how Foles reacts under pressure in a game situation or when something goes wrong. But Snead is encouraged by what he’s seen so far — Foles knows how to relate to teammates, be they wide receivers or the big guys up front trying to block for him.

“I think that’s just his personality,” Snead said. “If you knew a little bit about his family, his dad is a restaurateur and really successful but started probably in the kitchen somewhere.

“I’m not going to relate the O-line to the dishwashers of your team, but you know what I mean? Nick kind of fits in the locker room.”

And for starters, that’s not a bad place to be.

“The way you win games is you’re a family,” Foles said. “That’s it. It’s as simple as that.”



ST. LOUIS RAMS FEATURE CLIPS

TITLE: Foles already vocal leader for Rams

BYLINE: Jim Thomas, St. Louis Post Dispatch

DATE: June 7, 2015

Before he wins any football games, Nick Foles must first win over the locker room. Less than three months after the surprise trade that brought him here from Philadelphia, that process is well underway at Rams Park.

“He’s very boisterous, very up-tempo,” offensive guard Rodger Saffold said. “Seems to be really excited about every day, about every opportunity. Which is really good.”

“He really likes to lift guys. So you see him a lot in the locker room. You hear him a lot on the field. Those are good things to get from your quarterback. He’s very inspiring. That’s a good thing for us, especially with so many young guys. They need that.”

At first blush, it’s a different personality than predecessor Sam Bradford. Bradford began his pro career respectful of running back Steven Jackson’s status as the undisputed team leader. But Bradford was more low-key, and even after Jackson left the coaching staff encouraged him to exert more of a leadership role.

Apparently, Foles needs no nudging in that direction.

“That chemistry’s been great from Day 1, since he’s been in here,” wide receiver Kenny Britt said of Foles. “He’s been one of the guys that goes in the locker room and pumps people up. If you’re down, he’s the first one (to say): ‘Hey c’mon. We’ve gotta go right now.’ To tell you the truth, it’s kind of exciting to see him in there.”

Foles is smart enough to realize that’s a key part of his job in St. Louis, as important as learning the playbook or making throws on the field.

“Absolutely,” Foles said. “The way we’re going to be successful on Sunday is the relationships. Come the fourth quarter, we have to know each other. We have to care about each other. That’s where you stick together through adversity.”

“So just getting to know the guys in the workouts, in the film room, in the training room — whatever we do — is a key part of it.”

Britt hopes the “whatever we do” element of Foles’ relationship-building effort expands to include taking the wide receivers out to dinner.

“I asked him: ‘Hey bro, we’ve got to get something going right now. We’ll go to Five Guys. It doesn’t matter to me,’” Britt said, laughing.

After three seasons and one Pro Bowl in Philadelphia, Foles was as surprised as anyone by the March 10 trade that sent him to St. Louis and Bradford to Philly. Shocked might be a better word.

“Yeah, I did not expect a trade, and that’s the truth,” Foles said. “But that was the realization. Once I started talking to Coach (Jeff) Fisher I was excited to get to know him because that’s where my life was taking me. I enjoyed my time in Philadelphia. I was there for three years, I built a lot of relationships.”

But now it’s time to build new relationships and embrace a new opportunity to be a starter.

“Nick’s been great, not only in the team stuff but in the individual days with the receivers and everybody,” Fisher said. “He’s taken charge.”

Fisher said Foles has gone out of his way to meet everybody from the day he walked in the door of the team facility in Earth City.

“Everything that we heard is true, and I’m sure we’re gonna be surprised as we move ahead with him because we’ve been really pleased,” Fisher said.

For now, Foles has a lot on his plate.

“He’s got a good feel for our offense right now,” Fisher said. “He’s got his hands full because we have great defensive team speed, and they’re doing a lot of thing over there right now.”



That, in a nutshell, encapsulated Foles' first week of organized team activities as a Ram. During the two days of practices open to the media, Thursday and Friday, Foles was under frequent pressure from the pass rush.

Even with spring football's league-mandated limitations — namely, no pads and nothing close to full contact — the defensive press made it difficult for Foles to operate at times. The result was hurried throws, and even several throwaways.

All of which has been compounded by the fact that he's working behind a very young offensive line, one missing starting left tackle Greg Robinson (toe) and starting left guard Saffold (shoulder). Both are continuing their rehab work from off-season surgery, and both are sitting out 11-on-11 work at this time.

As a result, Foles is working behind two rookies — right guard Jamon Brown and right tackle Rob Havenstein — with the first unit. Three players have been rotating at center: Barrett Jones, Demetrius Rhane and Tim Barnes.

Brandon Washington, who's spent most of his time with the Rams on the practice squad, has been the first-team left tackle in place of Robinson. Free-agent pickup Garrett Reynolds has been the starting left guard in place of Saffold.

"They're going to do a great job," Foles said speaking specifically of the rookies. "I remember my rookie year and what's it's like during these OTA's. This is really the foundation. You're going to have those growing pains. They're doing a great job right now learning, getting reps, and they're going against a pretty darn good defensive front."

As he learns the playbook, his teammates, and his coaching staff, Foles is getting reacquainted with operating under center, something foreign to him in the up-tempo Philly offense of Eagles coach Chip Kelly.

"It's a different offense, but I'm loving the offense." Foles said. "We're gonna have different terminology, different things going on, but that's the fun of it. I get to learn more football."

A big part of learning his teammates includes learning his receivers. Communication is key.

"What they see on the routes, how they're gonna run their routes, what they see in the defenders," Foles said. "When I see my receivers run routes, I can tell who's good at what. So then you get an idea where to throw the ball to different guys."

"The receivers have been awesome. They're buying in. They're working hard, and they're going to make some plays."

But for Foles and the offense, the process has just begun.



ST. LOUIS RAMS FEATURE CLIPS

TITLE: Rams DEs Chris Long, William Hayes confront homelessness in St. Louis

BYLINE: By Elizabeth Merrill, ESPN Senior Writer

DATE: July 20, 2015

THE IDEA WAS hatched as the St. Louis Rams' team bus inched through a rugged part of downtown St. Louis, and, like many of the plans William Hayes and Chris Long come up with, it wasn't taken very seriously. Hayes and Long are the team's jokesters, bantering about everything from the existence of mermaids to opening a plus-size yoga studio.

But this conversation was different. From their comfortable seats in the bus, they saw homeless people on the streets, and Hayes turned to Long and asked him if he thought they could handle living like that. Hayes had been moved by the plight of the homeless since his days in Tennessee when he befriended a man who panhandled near the Titans' practice facility. On the Rams' bus, Hayes told Long he wanted to experience what it was like to be homeless and asked if Long would join him.

They'd turn in their cell phones and credit cards and wander the streets in sub-40-degree temperatures with no place to go. Long, one of the NFL's deep thinkers, gave Hayes a funny look at first, but then he said yes.

"I wasn't going to let him do that alone," Long says. "I'm sure he wouldn't let me, either."

THEY ARE BEST friends with little in common, aside from the fact that they are both enormous 30-year-old men who play defensive end. Chris Long has never wanted for anything. His mother is a retired lawyer and his father is Howie Long, a Hall of Fame defensive end. Shortly after Howie's career ended, he moved his family from Los Angeles to a 65-acre spread in Virginia because they had the means to live anywhere, and this seemed the most peaceful place to settle in. Chris inherited many of his father's athletic gifts, dominated in college at the University of Virginia, and was picked second overall in the 2008 draft.

Hayes wasn't invited to the NFL combine back in '08, and it was a surprise when the Titans selected the unknown lineman from Winston-Salem State in the fourth round. As his parents scrimped to stay afloat, his childhood was full of nos: No, he couldn't have the toy he wanted, and no, this bill couldn't be paid on time. But Hayes had a roof over his head and food in his belly. He was happy. He was showered with love, and never felt as if he was missing anything. It wasn't until Hayes was older that he realized how much his family really struggled.

The thing Hayes loved most about Long is that he never acted like a guy who had everything. "Treat the bellman the same as you treat the president of the United States," Howie Long used to tell his three boys, hoping that privilege wouldn't affect the way they acted toward others.

Long's mom, Diane, always called her son an old soul. He has a bucket list, climbed Mount Kilimanjaro, and started a project to help provide clean water to the underprivileged in east Africa. He has always seen the world differently. But he had no clue what kind of challenges the homeless face.

For the past several years, the Rams' defensive line has donated \$1,000 for every sack to the St. Patrick Center, a local homeless resource. Long had never visited the center.

Meanwhile, Hayes became a regular. He took a group of teenagers to the movies and played bingo at the Rosati Group Home, St. Patrick's mental illness facility. This spring, Hayes treated about 15 homeless people to a meal at Golden Corral, an all-you-can-eat buffet.

"I'm telling you, you'd thought they'd died and went to heaven," says Judson Bliss, chief program officer at St. Patrick. "It's very rare for these folks, so it was very special."

"We have a lot of people who give money to us, and that's a good thing. But I think a lot of these social problems that we have, with homelessness and the violence, what it really does take is people being involved in other people's lives. That's what makes a difference."

HAYES IS SO entertaining that some say he deserves his own reality show, and, sure enough, this had all the makings for prime-time television. Long and Hayes wore makeup, hats and second-hand clothing to avoid being recognized. They were followed around by hidden ESPN cameras and were flanked by an off-duty police officer in case they ran into trouble.

Many of these details were hammered out by Nicole Woodie, the Rams' community outreach manager. Woodie went to several thrift stores in search of clothes big enough to fit 270- and 280-pound bodies. She then distressed the clothes to



make them look more lived-in, adding dirt and holes.

Long and Hayes took to the streets on the afternoon of March 22, Hayes in floodwater pants too short for his long legs; Long with penciled-in wrinkles around his eyes. Though the forecast called for a fairly mild evening, the temperature dropped into the 30s. Between them, Long and Hayes had \$8 in their pockets.

Surprisingly, neither one was recognized, even when they panhandled for money to buy hamburgers just outside the Edward Jones Dome, their home on Sundays. When night fell, they searched for a place to sleep. Long and Hayes found warmth from a fire in a barrel, but were quickly chased off by a scruffy middle-aged man who said they were trespassing on his space.

They came upon an empty box truck and slept in the back. It provided little warmth, and Hayes couldn't sleep.

"I wasn't scared," he says, "but it was more so the idea of not knowing the next move. I'm trying to close my eyes. We have a security guard with us, but he was like, 'If somebody really wanted to come in here to lift this thing up to shoot all of us and rob us, they could easily do it.'"

"Basically, I'm trying to sleep, but I'm trying to figure out what's going to be my next move in the morning. When you get up, it's like, gosh, we've got nowhere to go."

They awoke just after 5 a.m. It rained that morning, and Long said he was glad they were able to experience the elements. Hayes wasn't so enthusiastic. Their experiment lasted about 24 hours. Then they hopped in a van and toured the places they'd gone the day before. When they reached the abandoned warehouse where they'd gone to warm up near the fire, they came upon the man who ran them off the night before. His name is Marty.

Marty ran his own construction business once, but then he split up with his wife, got some DWIs and couldn't get his driver's license back. His life unraveled, and he wound up in the warehouse along with a homeless woman named Nancy, whom he was trying to protect.

Hayes and Long were so moved by Marty's story that they decided to put him and Nancy up in an extended-stay hotel for two months. When Woodie came by to pick them up a couple of days later, Marty was surprised. He said he didn't think anyone would come back. So many times in their lives, nobody came back.

"It's something intangible," Woodie says. "It's like someone believes in them and has hope in them."

"We want this to be the moment that changes their lives forever. We hope that's the case. We also know it might not be."

Hayes and Long bought disposable cell phones for Marty and Nancy and paid for groceries and bus passes.

Marty found a job in construction recently; Nancy received help through outreach support. But it's far more complicated than that. The issues that put them on the streets for years can't be fixed in two months.

Hayes is "absolutely" worried about them, he says. "I can't change the world. They could relapse."

"With Marty, I see he wants to make a difference. I feel like he was getting tired of the lifestyle he was living."

WHEN HAYES CAME up with the idea for this experiment, he did not want cameras following him and Long. He didn't want to make it look like he was grandstanding or being fake. But both Woodie and the St. Patrick Center encouraged him to use his platform to raise awareness of homelessness.

Both Hayes and Long say the experience changed their lives. Hayes hated the way people stared at him as he walked the streets, judging him by the way he looked. Long used to look the other way when he saw a homeless person. He'd write checks to the St. Patrick Center, but for a long time, he says, the people there were just faceless recipients of his good fortune. Long made his first trip to the facility right after his night on the streets, and promised he'd be back.

"We don't understand," Long says. "We weren't hoping to understand. We were just hoping to gain a little perspective and put kind of a feeling with the cause that we had been [donating to] from a distance the last couple of years."

Long went home that night, rested his head on a pillow in his apartment and stared at the ceiling. He felt warm and lucky, but not quite comfortable. He hopes that feeling lasts.



ST. LOUIS RAMS FEATURE CLIPS

TITLE: Chris Long rallies fellow NFL 'Waterboys' to provide clean water in East Africa

BYLINE: By Nick Wagoner, ESPN.com

DATE: August 21, 2015

St. Louis Rams defensive end Chris Long first visited Tanzania in 2013 when he climbed Mount Kilimanjaro with former teammate James Hall.

After the climb, Long spent time down the mountain and found himself struck by what he calls the "beauty of the place and people." But it was a not-so-beautiful image on a second trip there during the summer of 2015 that has Long leading a group that could have him returning to African villages for years to come.

"The way of life that is accepted is that they are drinking out of an utterly unacceptably dirty borehole that animals are defecating in, and it's brown," Long said. "The water is brown and there's all sorts of green stuff in there, and you'd just never drink it. Just the image of seeing a water bottle that we were drinking from and then what they drink every day -- we thought that they would be aware of how bad it was, but we asked them if they drink that regularly and they just downed it. That just struck me."

Long was already pretty far along in the creation of an offshoot of his Chris Long Foundation, now known as the Waterboys Initiative, by the time he visited Tanzania again in the summer of '14, but that image cemented the idea that he'd been kicking around since his initial visit in 2013. Long officially unveiled the Waterboys project a couple of weeks ago after finalizing details and recruiting other NFL players to participate.

The mission is to provide clean water to villages in need in East Africa. According to statistics from WorldServe International, every day 1,000 children younger than 5 die because of unsafe water and poor sanitation.

"They are in a state of being perpetually sick," Long said. "You see kids coughing, and you never know when the last time somebody might have passed away from water-borne illnesses in that village. But it happens all over the world and it's a big problem, and there's no agriculture, there's no economy because of it."

Long's first move was to team up with WorldServe, an organization that he says has been building wells in Africa for more than a decade and has so far provided clean water wells to nearly 2 million people in Tanzania, Kenya and Uganda.

From there, Long worked to enlist the help of players from around the NFL with an eye toward using the league platform to raise money and awareness for the cause. The result was the Waterboys, featuring 23 NFL players, each from a different team. The list includes big names such as Seattle quarterback Russell Wilson, Philadelphia quarterback Sam Bradford, Kansas City defensive end Tamba Hali and Chicago offensive lineman Kyle Long, who is Chris Long's younger brother.

Each player represents a team, and each team represents a well. Through the Waterboys website, donations can be made in the name of each player. And Waterboys uses one of Long's greatest strengths -- his social media game -- to raise awareness by asking people to take pictures of themselves with what they're drinking and use the hashtag #Drink4Water to help spread the word. The idea is for the initiative to catch on virally and help generate attention, much like the ALS Ice Bucket Challenge, which took the country by storm a year ago.

"You saw how that turned out," Long said. "It was unprecedented for them. And clean water is something I have always appreciated, but it's something I think people are under-aware of in the States. I think if you give people the thought to think about, then it makes sense to them. But it's outside the box, so I got over 20 guys on 20 teams involved in Waterboys to leverage their platforms and try to gain support and raise awareness and gain donations."

So far, Long has had no shortage of support. In the running tally on Waterboys.org, Long has garnered the most in donations at nearly \$7,000, and the 23 players have each raised at least \$1,000 so far.

Long is well-aware that his efforts to help in Africa will draw criticism from those who say there are plenty of people in the United States who also need help. But he's quick to point out that the two are far from mutually exclusive. And after meeting the people in those African villages, Long couldn't help but want to make things better.

"I just think if you have compassion for your fellow human beings, there's no borders to that," Long said. "I know it's not the United States and we have our problems here, and athletes, including myself, are always trying to address those is-



sues to remedy them, but I think it's a really great act of kindness to help somebody halfway across the world that maybe you've never seen. I have been there. I've seen it. A lot of people that have been there have seen it and it stays on their heart. I'm getting these athletes together to leverage their platforms and say, "Trust me, it's bad and they need help."

On Long's trips to Africa, his visits haven't been limited to the places in need of help. He has also visited villages that have had wells installed and says the difference is marked.

"You go to a place where they just drilled a well a year ago when it was just desolate, and now it's thriving and people had possessions, agriculture -- people were happier, they were excited, they were healthier," Long said. "It's just a totally different vibe."

It's a vibe Long and his fellow Waterboys are hoping to bring to villages all over East Africa.



ST. LOUIS RAMS FEATURE CLIPS

TITLE: Rams DE Robert Quinn aiming to get back to great

BYLINE: By Nick Wagoner, ESPN.com

DATE: August 6, 2015

To hear St. Louis Rams defensive end Robert Quinn tell it, his 2014 season was a borderline disappointment.

Yes, a season in which Quinn finished with 46 tackles, 10½ sacks and five forced fumbles on his way to a second consecutive Pro Bowl berth simply wasn't good enough for the Rams' best player.

When you consider the context in which Quinn places the season, it's much easier to understand why he wasn't exactly thrilled with his production.

"You're never really satisfied," Quinn said. "Yeah, it's great to make a Pro Bowl but, I mean, I set my bar extremely high. Ten-and-a-half [sacks] is a good season, but I want great seasons every year I'm here."

In other words, Quinn became a victim of his own success. In 2013, Quinn emerged as one of the most dominant players in the NFL, regardless of position. He won the Pro Football Writers of America's Defensive Player of the Year award after recording 57 tackles, 19 sacks, seven forced fumbles and two fumble recoveries.

The breakthrough season earned Quinn a new six-year, \$65.6 million deal, which he signed just before the team's Week 2 matchup against the Tampa Bay Buccaneers. But as the numbers in Quinn's bank account rose considerably, the numbers in the sack column dwindled.

A Rams pass rush that many thought would be among the best in the league registered only one quarterback takedown in the first five games, an NFL record for futility to open the season since sacks became an official statistic. Quinn went without a sack for the first five games, his longest streak without a sack since he entered the league in 2011.

"That's something I have got to push myself to start faster, do whatever I can to figure it out," Quinn said. "Maybe get 20 [sacks] or whatever the number may be. I just set my bar so high; that way I can constantly continue to reach and if I reach it. I guess I have to push myself a little bit more. I wasn't satisfied, but I guess you can look at it as not bad to make a Pro Bowl."

Quinn got rolling as the 2014 season progressed, posting those 10½ sacks in the team's final 11 games, including six in four weeks from Week 7 to Week 10. It was no coincidence that Quinn and the rest of the pass rush surged as soon as rookie defensive tackle Aaron Donald joined the starting lineup.

With Donald now entrenched next to him and Chris Long returning at full strength, Quinn shouldn't want for one-on-one pass rush opportunities. That should help his cause, but that doesn't mean Quinn is counting on others to create more opportunities for him.

That's why Quinn is spending this training camp looking for ways to bolster his game and add new tricks to his bag.

"[You have to] constantly work your craft," Quinn said. "I know that's a simple answer, but you have got to constantly work your craft day in, day out. D-line technique really doesn't change that much for the most part, and constantly working on get-off, hand drills, playing the run, all that type of stuff, you just constantly work that and don't get too comfortable or too bored with doing repetitive stuff. The D-line, we repeat a lot, but that's part of our jobs."

Quinn declined the chance to offer some in-depth explanations on what he's hoping to add to his pass-rushing arsenal, but after some coaxing, he did mention his desire to add a power rush to his array of speed moves. Now entering his fifth season, Quinn believes there's plenty of ways for him to improve.

"If you can't learn anymore, I guess it's time to get out of the game," Quinn said. "So you constantly are trying to add something to your tool belt. Where O-linemen, for me it's just if they know what you are about to do, you throw a curveball at them and now he's on his heels. You are always trying to add something to your game, not trying to change your game completely, but add something to it to make it better. Each day you come out, try to do something a little bit different that, "They've never seen this before," so I'm going to work this for the week or whatever. You can't get too comfortable with what you are able to do now."

Especially when being good simply isn't, well, good enough.



ST. LOUIS RAMS FEATURE CLIPS

TITLE: Rams hope Todd Gurley, their back of the future, can be blast from past

BYLINE: By Nick Wagoner, ESPN

DATE: May 14, 2015

EARTH CITY, Mo. -- In many ways, the scarcity of jersey number options for Todd Gurley tells the story of how he ended up with the St. Louis Rams.

Gurley wore No. 3 at the University of Georgia and was disappointed to learn that isn't an option for NFL running backs. So the Rams' equipment staff presented him with his choices.

Something in the 40s?

"It's just not my swag," Gurley said. "No disrespect to anyone with the 40s."

How about No. 39, which belonged to Steven Jackson for nine years, during which time he became the Rams' leading rusher?

"I'm definitely not going to touch that," Gurley said. "I respect him. I wouldn't do that."

Gurley also had no shot at Nos. 28 or 29, the retired numbers of Hall of Fame Rams backs Marshall Faulk and Eric Dickerson.

It's in those numbers that one can see a tradition of featured running backs creating a legacy with the Rams. Add staunch running-game supporter Jeff Fisher as head coach and it shouldn't have come as much of a surprise that the Rams used the 10th overall pick to draft a highly touted back -- albeit one coming off a torn left anterior cruciate ligament.

When the Rams made Gurley the first running back selected in the first round since 2012, they breathed life into a position that has been devalued in the draft and free-agent market in recent years.

"It's fitting that Coach Fish is the guy who kind of, he saved the running back, brought him back to the first round," Rams general manager Les Snead said of Fisher, who coached prolific backs Eddie George and Chris Johnson with the Tennessee Titans.

It's perhaps more fitting that the Rams were the team to "save the running back."

Long the face of the franchise and the offense, Jackson spent one season as Fisher's primary back in St. Louis before the sides agreed to part ways. Jackson left for Atlanta in 2013, in search of a chance to win. The Rams, meanwhile, sought to transition to more of a timeshare to make Fisher's preferred running game work.

As it turned out, neither side got what it wanted.

The Rams used combinations that featured Zac Stacy and Tre Mason as the primary ball carriers over the next two seasons. Neither cracked 1,000 rushing yards, something Jackson had done in eight consecutive seasons.

While the Rams continued to search for their next Jackson, Faulk or Dickerson, the Falcons released Jackson in February after missing the playoffs for two consecutive seasons. Soon after, Jackson took it upon himself to hold the fort in defense of every-down running backs. He launched a video campaign with humorous undertones but a message that's serious to him.

When Snead referred to Fisher as "saving the running back," it was no doubt a nod to Jackson's viral video campaign.

The symmetry in it all is impossible to ignore.

"It is quite funny, here I am leading the way and the Rams are looking to recommit to a franchise running back," Jackson, who is currently unsigned, said one week after the draft. "I think when you see a guy that is very talented, no matter what position he plays, I think you ought to treat him as that special guy and not just put him in the box of 'This is the way business is handled and the way we want to structure how we pay guys.'"



On that, Fisher and Jackson would seem to agree. In Fisher's two decades as a head coach, his best teams have had an unmistakable identity: The defense was physical and the offense was powered by the running game.

Between Tennessee and St. Louis, Fisher-led teams have had six winning seasons. In those six years, only quarterback Steve McNair's 2003 MVP season sits as an outlier from the run-first approach. In four of those years, the Titans finished in the top five in total rushing attempts. Fisher has had three 13-win seasons (1999, 2000, 2008), all of which featured a back among the NFL's top eight rushers.

The move to add the 6-foot-1, 222-pound Gurley comes after three seasons in St. Louis when plenty of lip service was paid to building a power running game, but results haven't followed.

Under Fisher, the Rams have averaged 106.3 rushing yards per game and 4.1 yards per carry, ranking 19th and 17th in the league, during those three years.

For a team looking to build a physically dominant personality, those numbers simply aren't good enough.

As a coach who already believed in the value of a special talent at running back, Fisher had no trouble offering another affirmation with his team's first-round pick.

"You can't ever say that running backs have no value," Fisher said in the days that followed the draft. "We showed that last weekend. We've shown that in the past. This organization has shown that. We place a premium on that position."

Whether the Rams or Gurley truly have "saved" the running back will only be determined by time, but at least it's a start.

Soon after the Rams drafted Gurley, Jackson tweeted his approval, Gurley chatted with Dickerson via phone and George was one of the first people to text congratulations to Fisher. The coach even acknowledged that he views Gurley as his new George, the foundation of his offense for years to come.

Fair or not, the onus now falls on Gurley and San Diego's Melvin Gordon to perform to the level of their lofty draft status.

"They have to understand there's a lot of weight on their shoulders because of the state of the NFL and because it is such a passing league right now," Jackson said. "If guys don't perform in the first round, it will become even worse for where guys go."

After much contemplation, Gurley finally settled on No. 30 after the Rams traded Stacy to the New York Jets for a seventh-round pick. Now it's Gurley's job to carve a new path for the next generation of running backs to follow, and to make his new number the next in a long line of meaningful digits in Rams history.

"It's just a good feeling, more of like a personal pride standpoint just to be the first running back taken [in the first round] since 2012," Gurley said. "It makes everybody else, running backs around the world, [see] that we didn't disappear. We're not extinct. Not extinct at all."



ST. LOUIS RAMS FEATURE CLIPS

TITLE: Believe it or not, Donald should be better

BYLINE: By Bed Frederickson, St. Louis Post-Dispatch

DATE: June 9, 2015

Jeff Fisher has been studying a lot of Seattle film as he prepares his Rams for Sunday's season opener. One player in particular demanded his attention when he revisited last October's 28-26 win against the NFC West rival.

It wasn't a Seahawk. It was Aaron Donald.

Before the 24-year-old out of Pittsburgh was named 2014 NFL defensive rookie of the year, before he became the first rookie Ram to make the Pro Bowl since Hall of Famer Jerome Bettis in 1993, Donald made his second NFL start at defensive tackle in week 7.

The former three-star college football prospect turned No. 13 draft pick made Seahawks quarterback Russell Wilson pull the trigger on an incomplete pass. It was a preview of the five-yard sack that would follow.

Seattle's workhorse running back Marshawn Lynch, arguably the hardest man to tackle in the league, lost the same amount of turf when he met Donald on a second-and-goal from 12 yards out. It was one of Donald's three tackles out of six that forced the Seahawks backward.

"Going back and watching our first Seattle game last year, watching him play, he was very, very disruptive," Fisher said Tuesday. "Obviously I've watched a lot of Seattle. He really stood out ..."

Here comes the scary part for Seattle and every other offense the Rams will see this season.

"... And we expect him to play better," Fisher concluded.

There's only one logical question here. How?

Donald's nine sacks last season led all NFL rookies. He ranked second, behind Buffalo's Marcell Dareus (10), for sacks by a defensive tackle. He's had a sack in six of his past seven games, eight of his past 11.

Donald also led the Rams in tackles for loss (17) and totaled 32 quarterback pressures and 12 quarterback hits.

That's a lot of production for Donald to improve upon in his first full season as a starter. Fisher isn't the only one watching film. No. 99 was recently ranked No. 92 on the NFL's player-ranked list of top talent. Pro Bowlers don't sneak up on people.

Still, everyone at 1 Rams Way makes it sound like 2014 was just the start for the undersized (6-foot-1, 285 pounds) yet seemingly un-blockable man.

"I really believe he just scratched the surface last year," Rams defensive coordinator Gregg Williams said recently. "His understanding of the pro game, his understanding of how we want things done, and some of the freedoms that we allow him to do, to play around him. He's a rare person instinctive-wise. He's a rare person intelligence-wise about that position. And he's a rare person leverage-wise. He plays with great leverage all of the time."

Rams nose tackle Michael Brockers might get the closest view of Donald in action.

"When you let him go, and don't really give him any restrictions, he can let it fly, and he can make plays," Brockers said Tuesday. "As long as we don't make him a robot and give him a bunch of rules, where he has to stay in his gap or whatever, man, just let him go. He's a playmaker. Let him do what he does."

Brockers also says Donald will be better this season. I asked for specifics.

"He just works on different stuff, you know?" Brockers said. "If he has a move down that he feels very confident with, he won't work on that move all week. He will work on something he struggles with, or something he feels he got beat on last week. He will work on that all week, strengthen his weaknesses. That's what he does. That's what I learn from him. And I'm a veteran. Work on your weaknesses. And he's gotten better. It's going to be scary."



Donald is soft-spoken compared to some of the talented defensive linemen he shares a locker row with. Guys like defensive ends Chris Long and Robert Quinn can easily take the attention off someone who doesn't seek it.

He lights up when you ask him about his new restaurant on Pitt's campus. If you're going to AD's Pittsburgh Cafe, you've gotta try the Panther Burger. It comes with bacon and an egg. On the topic of expectations for his second season, he sticks to vanilla.

Don't mistake Donald's lack of bravado for a lack of confidence, though. He says his ridiculously-fast first step has gotten faster. He says he is stronger, his technique polished.

"The sky is the limit," Donald said Tuesday. "I worked my butt off in the offseason. I feel a lot more comfortable, a lot more prepared. I know what's going on. I know the concepts of the defense. As a unit, we can do some special things."

Brockers is a better quote.

"He can be as good as he wants to be," Brockers said. "I've seen him improve his game so far, which is crazy, because he's done so much last year. And he's getting better. That's very scary for this season."

There's that word again. Scary.

The Rams are giving away a Donald rally towel before Sunday's game. Late Tuesday afternoon, Long was stopped in a hallway outside of the locker room to film a promotion for the promotion.

"You can cheer for the best player on the field," Long said into the camera. "That's Aaron Donald."

The way the Rams tell it, the best has gotten better.



ST. LOUIS RAMS FEATURE CLIPS

TITLE: Ayers Calls Rams a Good Fit for Him

BYLINE: Jim Thomas, St. Louis Post-Dispatch

DATE: June 18, 2015

Akeem Ayers spent half of his 2014 season with the Tennessee Titans, a team that would finish 2-14.

Following a late October trade, he spent the rest of the season with a team that went on to win the Super Bowl — the New England Patriots.

“So I’ve been from the bottom to the top,” said Ayers, the Rams’ new starting outside linebacker. “I really have a good view on how a team does it right. How it looks, how they prepare, and how they work.”

He plans to bring some of that understanding and advice to St. Louis — not to mention the Patriots’ gaudy Super Bowl XLIX championship ring he picked up Sunday at festivities in Foxborough, Mass.

“I think that’s some good motivation, somebody who you’re playing with who just recently won a Super Bowl and a young guy,” said Ayers, who turns 26 next month. “I think everybody would love to see (the ring) and just get some motivation.”

As coach Jeff Fisher sees it, all that will come in time. Right now, Fisher’s more interested in seeing sacks and tackles from Ayers than Super Bowl bling.

“I don’t think he’s gonna stand up and say anything about it now,” Fisher said. “But we’re all happy for anyone that comes in the building that’s had that (Super Bowl) experience. I think in time it would be beneficial, but we’ll let him choose that time.”

If nothing else, Ayers’ experience in 2014, when he went from being unwanted and unused by one of the league’s worst teams to being a valuable role player with the eventual NFL champions, showed how small the margin is between winning and losing at this level.

“Everybody has the talent,” Ayers said. “It’s just the teams who put the extra work in. I think it’s more of the film study and just having a smart team. When you have a smart team and you have a team that plays with a lot of confidence, that’s the biggest thing.”

Drafted in the second round (No. 39 overall) by the Titans out of UCLA in 2011, Ayers played in all 48 games with 43 starts during his first three seasons in Tennessee. But a coaching staff change after the ’13 season and patellar tendon operations on both knees doomed him in Tennessee last season.

Ayers wasn’t able to participate in practice until the start of training camp, so new coach Ken Whisenhunt and his staff really didn’t know first-hand what Ayers could do.

“New defensive coaching staff,” Ayers said. “New scheme — we switched to a 3-4 that year. I pretty much had a late start, and I guess they didn’t have time to wait. But it ended up working out.”

Ayers played in only two of the Titans’ first seven games before the trade last Oct. 21 that sent him to New England.

“I was excited just to get out of there period, honestly,” Ayers said. “I’d seen where it was going early on, and I requested a trade early on in the season.”

At the time he was traded to New England, Ayers was not only back to full health but back in football shape. He clicked almost immediately with the Patriots, registering sacks in three of his first four games there. He appeared in all nine regular-season games for New England, including four starts, and finished with four sacks and an interception.

Ayers became expendable this offseason when the Patriots signed Jaball Sheard in free agency, but he’s thankful for the opportunity that revived his career in New England.

“It was great,” Ayers said. “I learned a lot in my short time there.”

St. Louis was his one and only visit in free agency, and he ended up signing a two-year deal that includes \$2.75 million in



guaranteed money and can max out at \$9.2 million if all incentives are met.

“After I came here, it really was a no-brainer for me,” Ayers said. “I feel like this defense is something I can thrive in.”

His position coach with the Rams, Frank Bush, was his linebackers coach in Tennessee in 2011 and '12. And Rams defensive coordinator Gregg Williams was a senior defensive assistant for the Titans in 2013. That familiarity helped Ayers make his decision.

“(Bush) really helped me make that jump from my first year to my second year,” Ayers said.

In that 2012 season, Bush registered career highs in tackles (104) and sacks (six), while also coming up with an interception and eight pass breakups.

Ayers is expected to start ahead of Jo-Lonn Dunbar at strong side linebacker, adding yet another talented pass-rusher to the group.

“Akeem in Tennessee played behind the (line) and he rushed and he did everything,” Fisher said. “Then at New England he primarily was a rusher. Did some dropping (in coverage) but was primarily a rusher.

“He’s got the ability, and as you know, in our defense our linebackers are blitzers and they rush. So he’s got the ability to do both. He’s a big man and he runs well. He’s smart and he strong, so I think he fits.”

And he’s got the ring to show he’s won at the highest level.



ST. LOUIS RAMS FEATURE CLIPS

TITLE: Kenny Britt wants to move past six-year 'letdown'

BYLINE: Nick Wagoner, ESPN.com

DATE: June 8, 2015

Kenny Britt led the team in receiving yards in 2014 and became the first Rams wideout to surpass 700 receiving yards since Torry Holt in 2008.

It was a solid, if unspectacular first go with the Rams, but it was at least better than what the team has gotten from any of its pass catchers since Holt's departure. It also wasn't the first time that Britt had ventured into the 50-catch, 700-yard range.

To hear Britt tell it, however, it was just the latest in a series of disappointing seasons.

"There's definitely more I feel like I can give because there's more that I want to give and there's more that I want to do in my career," Britt said. "I'm going into my seventh year, I feel I let myself down the last six years. I have a chip on my shoulder this year and I've got a lot to prove."

Last season was Britt's first in St. Louis after spending his first five years with the Tennessee Titans but it wasn't his first playing for coach Jeff Fisher. Fisher is the coach who drafted Britt in Tennessee and the coach under whom Britt has undoubtedly had his most success in the league.

That's why, when Britt hit free agency after his one-year, "prove it" contract with the Rams expired, he had no designs on going anywhere else. Even though Britt didn't sign a new two-year deal with the Rams until a few days into free agency, he said he never really considered any outside offers despite some interest.

"Not in my mind, not in my family's mind or my wife's mind," Britt said. "I know where I wanted to be all along coming into the season."

And with good reason. Although Britt sounds wholly unsatisfied by his production to this point in his career, his drop off when he hasn't played for a Fisher-led team versus what he has done with Fisher at the helm is striking.

Britt's healthiest and most productive years have come under Fisher's guidance. In three seasons with Fisher, Britt averaged 741.3 yards, 44 receptions and five touchdowns while missing four of a possible 48 games. In three seasons without Fisher, Britt averaged 324.7 yards, 24.3 catches and 2.3 touchdowns while missing 19 of a possible 48 games.

Fisher has a reputation as a player's coach and knows when to ask for more and when to allow for breaks. That helps keep players healthy. Near the end of last season, Britt was one of the veterans Fisher allowed to take a day or two off in practice each week so he could be ready to go on Sundays.

According to Britt, that's just part of the appeal of returning to Fisher and St. Louis.

"There's definitely something to that," Britt said. "Fisher is a coach that lets you be yourself on the field and off the field. He treats you like a man instead of a child. He lets the coaches coach and he lets the players do the plays on the field and off the field. That's something you can be comfortable is being yourself instead of being uptight and watching what you have to say or what you have to do. I'm definitely more relaxed. And when you're more relaxed, you play better."

The question then becomes just how much better Britt can be. The reality is that the Rams offense probably isn't going to offer a chance for Britt or any of the team's pass catchers to put up the type of numbers that other top receivers around the league do in more pass-happy offenses.

Last week, Britt offered glowing praise for new quarterback Nick Foles and made it clear that the receivers are building a strong rapport with him. But even if that takes shape, if the Rams' running game takes off how they envision, there simply might not be much leeway for Britt to improve upon his 2014 production.

One way it could happen is to have Foles connect on more deep balls. Rams passers targeted Britt on throws traveling 20 or more yards in the air 25 times in 2014 but only connected 10 times. On a number of those incompletions, quarterbacks Shaun Hill and Austin Davis simply misfired with an open Britt running down the field.

Although Britt is entering his seventh season in the league, he's only 26, which means there could be more room for growth. He also seems to be as healthy as he has been in years, playing in all 16 games last year for the first time since his rookie season in 2009.

"I think every year I have more," Britt said. "I always say I have more. I don't want to leave this season saying I left something out there on the field."



ST. LOUIS RAMS FEATURE CLIPS

TITLE: Greg Robinson expecting big improvement in second season

BYLINE: By Nick Wagoner, ESPN

DATE: June 10, 2015

Surrounded by a group of offensive linemen that includes four rookies taken in this year's NFL draft, second-year offensive tackle Greg Robinson finds himself in something of a strange position.

After the St. Louis Rams opted for a nearly complete makeover of their offensive line in the offseason, Robinson is now the second-most experienced projected starter on the line. This time last year, Robinson was attaching himself to the likes of Jake Long, Rodger Saffold and Joe Barksdale in an effort to get up to speed as fast as possible.

A year later, Robinson is the player the rookie linemen are turning to for answers.

"Last year, I was the one asking the questions," Robinson said, laughing.

That's not to say that Robinson has all the answers yet, either. When the Rams used the No. 2 overall pick on him in the 2014 NFL draft, they knew it would take some time for him to turn raw ability into polished production. That is why Robinson's rookie season came with more than its share of bumps along the way.

Robinson started out as a guard, biding his time on the bench the first four weeks of the season before finally moving into the starting lineup. With Long in place, the Rams hoped Robinson could help at guard for a season before taking his projected left tackle spot permanently. That experiment lasted little more than two games before another ACL injury ended Long's season in week 8.

The Rams decided to turn the future into the present by moving Robinson outside to left tackle. They stuck with that idea this offseason when they released Long.

Buoyed by the knowledge that his natural left tackle position is where his future lies, Robinson has spent the offseason recovering from a turf toe injury suffered in the season finale against Seattle and attempting to get in better shape.

It's so far, so good on both fronts as Robinson said he has dropped 20 pounds to get down to 319 from 339 and is already doing individual drills after rehabilitating from the toe injury.

"I feel like I'm making progress every day," Robinson said. "They don't really want me rushing it. So I'm just going with whatever the coaches say and just trying to stay locked in and pay as much attention as possible."

Robinson probably could participate in team drills during practice now, but the Rams don't see the need to rush him.

"He's been working here," coach Jeff Fisher said. "He's been rehabbing and he's working and he feels good. His strength has increased. If there's a little bit of weight loss and increase of strength, that's a good thing."

Dropping the weight should allow Robinson to use his athleticism in space more.

"That's the plan," Robinson said. "I feel like I'm moving a lot better. It's coming from not being able to run at all to making progress and transition back to the field, but they don't want me rushing it."

In the meantime, Robinson has spent those team drill sessions focused on the mental side of things. Unlike last year, when he was asked to learn two positions at the same time, Robinson no longer has to concern himself with anything but tackle.

With the Rams adding some new offensive wrinkles, including more zone blocking, Robinson is getting a chance to do more of what he did at Auburn, where the Tigers mixed zone and man blocking schemes. The Rams appear to be headed toward mixing the two more than they already did this year.

Robinson hopes those new wrinkles and his additional time spent learning the offense will pay off in his second season. With three new starters projected elsewhere on the line, the Rams can't afford to wait for Robinson to take much more time to develop.

"I feel like the game has slowed down a little bit for me, just by me going through the walkthroughs and getting off on the snap count and stuff," Robinson said. "I haven't been making as many mistakes as I was last year, so I think the main focus is just getting the playbook and trying my best to learn as much as possible so I won't be thinking as much on the line."



ST. LOUIS RAMS FEATURE CLIPS

TITLE: Rams' Brockers taking his game to a new level

BYLINE: Jim Thomas, St. Louis Post Dispatch

DATE: June 15, 2015

Say what you will about Michael Brockers, but the Rams' defensive tackle leaves no stone unturned when it comes to trying to improve his game.

A couple of years ago, he hired a personal chef to make sure he was eating right. Last season he showed up lighter in an attempt to improve his quickness and overall effectiveness.

As for this offseason, he has taken up mixed martial arts training in an effort to use his hands better on the football field and keep opposing blockers' hands away.

"In life, I think every day you have to learn something," Brockers said. "If you're not learning, you're not living. So definitely for the most part, I try to 'up' my game. There's never a time where I feel like I know it all."

Line play at the NFL level isn't only about strength, power, and quickness; it's also about leverage and technique. Usually, once an offensive lineman gets his hands on you, it's over for a defensive lineman.

"It's about getting that man's hands off you, especially playing defensive tackle and nose guard," Brockers said. "It's all about physicality, and not trying to let them get their hands on you and grab you and stuff like that."

The most interesting aspect of Brockers' fray into martial arts is his teacher. It's none other than Dallas Cowboys Hall of Fame defensive tackle Randy White.

Brockers made the hookup through his agent Scott Casterline, who also represents White. Prior to the start of the Rams' offseason conditioning program on April 20, Brockers made regular weekend visits to work with White in Dallas.

Brockers, whose permanent residence is in Houston, would make the four-hour drive to Dallas on a Thursday and stay there working with White until returning on Sunday.

"It's been a slow process," Brockers said. "He's been doing this stuff all his life, for all his career. So learning from him I'm starting to get like the steps down. I'm trying to implement it a little bit in my game, trying to use it for 2015."

Brockers grew up a Cowboys fan in part because there wasn't a football team in Houston between 1997, when the Oilers left for Tennessee, and 2002, when the expansion Texans started playing. Brockers, still only 24, is too young to have seen White play but knew who he was before the martial arts tutoring begin.

"I knew a lot about some of the history about Dallas and knew he was part of it," Brockers said. "So for the most part when I learned he wanted to work with me, I was like, 'Yeah, let's go.'"

"It's cool because of the fact that he's a Hall of Famer and you think that they carry themselves a lot higher than they do. They're at the top of the top. But he's a real chill guy, cool, down to earth. So that's the reason why I really like working out with him, because he's a great guy to talk to and he listens and tries to really help my game."

White was introduced to martial arts training in 1976, his second year in the NFL, by then-Cowboys strength and conditioning coach Bob Ward. In that sense, Ward and the Cowboys were way ahead of their time.

"Bob had the vision of incorporating the martial arts into our football," White told the Post-Dispatch. "I enjoyed doing it and really took to it. It really helped my career."

Even after his career ended following the 1988 season, White continued his martial arts training. And he started training others, from elementary school-age youths up to NFL players.



One of his past “students” was six-time Pro Bowl defensive tackle La’Roi Glover, who spent three of his 13 NFL seasons with the Rams (2006-08) and is currently the Rams’ director of player programs.

(White met Glover at an arm-wrestling tournament, where Glover was a participant and White was doing commentary.)

“I’m not the great guru but I’ve got something to offer,” White said. “Something they can look at. If they like it, they can add it to what they do.”

White, now 62, has found Brockers to be a very willing pupil.

“Michael really is a very intense guy,” White said. “And is hungry to get better and be better. I’ve spent some time with him. I don’t know how many times we’ve trained. Quite a few.

“He really picked it up and he saw the value of what I was showing. It takes just a little bit to really grasp how you apply it. You develop sensitivity. We do hand drills and develop sensitivity.

“Most players, right off the bat they want to know, ‘Well, if he does this, what do I do?’ I can show ’em that, and I can show ’em a counter for a specific way a guy is trying to block you or attack you.”

But eventually, it’s got to come instinctively.

“When you’re on the football field, you don’t have time to be thinking about what move am I gonna use,” said White, who is training Brockers for free. “You’ve just gotta feel it. So you keep working the drills and develop sensitivity, and I show ’em all the different options that I know to make themselves effective as far as rushing the passer, pursuing a play.”

Just like learning more traditional defensive line techniques, Brockers knows it will take lots of repetition to take his martial arts techniques to that instinctive level. So once the Rams’ offseason program started in Earth City and he could no longer make the weekly trips from Houston to Dallas, Brockers studied videos to try to stay sharp.

“I even practice with my wife sometimes,” Brockers said.

(Now that’s a devoted wife.)

“Just hand movements,” Brockers said. “It’s not like I’m really throwing her or anything.”

The drills with White are strictly hands and footwork. The sessions last two to three hours, with a break thrown in here and there.

Once the Rams complete the final week of OTA practice sessions next week, the veterans have a five-week break before the start of training camp. Brockers plans to spend at least a couple of those weeks working with White in Dallas.

Once camp starts at the end of July, White might drop in at Rams Park to watch Brockers in practice, seeing if he’s applying the martial arts techniques on the football field.

“He wants to be the best he can possibly be,” White said. “And when you’ve got a guy that’s got that attitude, and he’s got the ability he has, he’s gonna be successful.”



ST. LOUIS RAMS FEATURE CLIPS

TITLE: Keeping Cory Harkey a key to Rams' offensive plans

BYLINE: Nick Wagoner, ESPN.com

DATE: July 5, 2015

Lost in the mix of a busy offseason that saw the St. Louis Rams make sweeping changes to the offense from coordinator to quarterback to running back to three spots along the offensive line was a simple move to retain one of their own.

Cory Harkey, the team's resident fullback/tight end/tough guy, quietly signed his one-year restricted free-agent tender offer in March. It didn't move the needle much, especially compared to big-ticket deals like the team's quarterback swap with the Philadelphia Eagles, but it was no less important given the offensive identity the Rams are attempting to forge.

"It's great to have 'Hark' back," Rams head coach Jeff Fisher said. "He really took on a leadership role in the special-teams room and really all over, for that matter. It's just great to have him back. He's one of those guys you trust. He's out every day. He's tough. He makes plays. It's good that we got at least another year."

The Rams don't have a true fullback on the roster, per se, but Harkey has admirably filled that role in addition to his tight end duties. But even with the Rams' efforts to have a power rushing attack as the focal point of the offense, they haven't made a move to get a traditional fullback on the roster. The reason? Harkey.

After entering the league as an undrafted free agent in 2012, Harkey has steadily earned a bigger role. In 2012, he played just 28 snaps in five games, but that total moved up to 361 snaps in 2013 and 349 last season. He probably would've set a new career high in 2014 were it not for an early season knee injury that Harkey managed to play through.

That injury led to Harkey's two worst games as a run blocker last season, according to Pro Football Focus, but as he got back to full strength, he became a key cog in the offense from week to week. He finished with a 1.3 grade in run blocking, which for what it's worth made him one of just three Rams to have a positive run-blocking grade from PFF. It also figures to be his primary focus moving forward.

According to PFF's snap breakdown, Harkey spent 239 of his 349 snaps run blocking in 2014. But that was for a team that didn't run the ball as successfully or as much as the Rams seem to plan to in 2015. The Rams were just 26th in the NFL in rushing attempts last season, handing it off 395 times with an average of 4.14 yards per carry, good for just 17th in the NFL.

This offseason represented a commitment to improving in that area as the Rams spent the No. 10 overall pick in the draft on running back Todd Gurley and four more selections on offensive linemen.

And though it wasn't as clear at the time the team extended Harkey his restricted free-agent offer, bringing him back was also an important part of that plan.



ST. LOUIS RAMS FEATURE CLIPS

TITLE: Johnny Punts: Rams' Hekker is the life of the party in St. Louis

BYLINE: Elisabeth Meinecke, FOX Sports Midwest

DATE: June 10, 2015

The best part of interviewing the St. Louis Rams' Johnny Hekker? You know he won't be boring.

Whether he thinks so or not, the four-year NFL veteran has developed a brand: positive, comedic and just plain entertaining. And he's done it not from a high-profile gig like quarterback, wide receiver or even defensive end, but one of the most invisible spots on a football roster: punter.

Hekker, not surprisingly, is good-natured about it.

"There comes a lot more responsibility learning the playbook and everything and that takes much more time," he jokes. "So we have nothing but free time, I guess, to build our brand, so that's also an advantage, in that sense."

Still, we all know it: Fairly or not, the punter is often cast as the stepchild of the NFL roster, woefully overlooked when it comes to outside attention. In an industry that has advertisers clamoring to monetize its stars, when's the last time you saw a punter peddling UGGs or hawking a Subway sandwich? Heck, forget advertisers. When was the last time you saw NFL draft experts devote an in-depth segment to the punters the same way they do quarterbacks, wide receivers and nearly every other position on the field (including offensive line)? They don't, because punters aren't supposed to be high commodities.

Yet Hekker has gone from being an undrafted free agent to one of the Rams' most recognizable voices in St. Louis. He's hosted a radio show, made it on TMZ.com for his dancing skills (or, more accurately, lack thereof), and publicly supported the "punters are people, too" movement. He was recently in a video on the Rams' website promoting the new professional soccer franchise in St. Louis and helped raise almost \$15,000 for charity last year as part of a joint endeavor with employees at SSM hospitals.

Part of his platform is because he's dang good at what he does, and on a team that's struggled offensively the past few seasons, his role, naturally, is more visible. He was a Pro Bowler in 2013 after producing the highest single-season net average in punting yards in NFL history. But he's also put the "special" in special teams by using his skills as a former high school quarterback. Rams fans will recall Hekker against Seattle and San Diego last season successfully throwing out of punt formation to convert on fourth down. That December, he got a six-year contract extension worth upward of \$18 million -- the \$9 million guaranteed was rumored to set a league record for his position. That got people talking -- even nationally -- about a punter.

Another boon in Hekker's visibility has been social media. Fans may only see him for a handful of seconds on the field each game, but social media give them access to the personality behind the punter. Like when Hekker recently chirped his teammate.

It's also, however, where actions on and off the field can be exposed -- which Hekker realizes can be sticky.

"Good or bad, you're much more accessible, so you've got to make sure that what you're doing is consistent and is in line with that brand you're trying to build," he says.

The bigger emphasis, however, is that Hekker puts a priority on engaging fans, and not just on social media, but talking with people at community events, showing interest in what they have to say and what's happening in their lives. He feels the Rams do a good job of involving themselves in the community.

"I think our team has really grasped that idea," he says. "I think the amount of community service hours we put in kind of shows a lot of our hearts."

Still, there's one part of Hekker's brand that remains almost as unheralded as his position on the field: work ethic. In the short time Sean Mannion has been with the club since getting drafted in May, the quarterback, who briefly crossed paths with Hekker at Oregon State, has already witnessed Hekker's nonstop commitment to his craft and his team.



“What I’ve been blown away with really since I’ve been here is the effort that he puts into every aspect of his game,” Manion says. “The specialists typically as a group are on a different schedule than the rest of the team, but you always see him around here doing something. He’s always the first guy in, it seems. You never get here and he’s not here yet. And then when you’re leaving, it seems like he’s always still around. It kind of shows the kind of guy he is. He puts such effort into being such an important piece of our team, and he has been.”

In the end, to Hekker, this all may be less about a “brand” and more about who he wants to be as a person.

“I think everyone has, to a certain extent, their own brand, and has a reputation,” he says. “You always want to represent yourself in a good light and make sure the things that you’re doing and the way you’re treating people aligns with the way that you want to be perceived and want to be treated. I’ve been taught that if you want to gain respect, you’ve got to give respect. So that’s just kind of how I like to treat all interactions with people.”



ST. LOUIS RAMS FEATURE CLIPS

TITLE: T.J. McDonald healthy, embracing expanded role

BYLINE: By Nick Wagoner, ESPN.com

DATE: August 2, 2015

Despite racking up the tackles and other somewhat artificial statistics during the first half of the 2014 season, it wasn't until the final eight games that St. Louis Rams safety T.J. McDonald finally felt comfortable in coordinator Gregg Williams' defense.

McDonald entered last year's camp as a returning starter but also faced the task of adjusting to a defense that would ask much more of him. Aside from middle linebacker James Laurinaitis, it's McDonald who has the most responsibility in Williams' defense. With all of that on his agenda, the process didn't go as fast as anyone would've liked, not just for McDonald but for the defense at large.

When the light came on for the defense after an ugly Week 8 loss to the Kansas City Chiefs, it was no coincidence that it perhaps burned the brightest for McDonald. When it did, the results were hard to ignore. He finished with 104 tackles, two sacks, a forced fumble and a fumble recovery with the sacks and turnover production all coming in the final eight games.

As the Rams embark on the 2015 season, McDonald doesn't have as much to learn and is mostly hoping to simply carry over what he accomplished from the season's second half into this year.

"I just have to keep growing, keep competing, keep learning," McDonald said. "Just go out with the guys, communication is a big thing. Being in Gregg's defense longer, you get more comfortable and the game slows down a little and it makes communication easier and allows you to be on the same page with the guys so we can all jell at once."

McDonald does, however, have catching up to do after sitting out during organized team activities. While he opted not to disclose the exact nature of the injury that kept him out of OTAs, he had no problem acknowledging how antsy he got being confined to the sidelines while his teammates went through practice. If nothing else, those lost practice reps were a direct blow to his efforts to continue his second-half surge.

Since he couldn't play, McDonald attempted to make the most of the time anyway. He was often one of the most vocal players on the field, shouting instructions and encouragement for his replacement, second-year safety Maurice Alexander.

"I was trying to take advantage of it as much as I can to help other guys," McDonald said. "It was hard being on the sideline so I would try to get out there and help my guys and try to encourage the guys from the sideline between periods, say a couple words. I love the game so it's tough being on the side."

McDonald arrived for this camp back at 100 percent and hasn't appeared to have any real limitations in his return. He's also carried over some of the advanced leadership traits he showed during the spring. The former USC captain has natural leadership instincts and now that he's in his third year is hoping to take on a bigger role in that regard.

"I definitely want to take on more of a leadership role," McDonald said. "I'm just coming out here and showing what I can do and trying to get better."



ST. LOUIS RAMS FEATURE CLIPS

TITLE: Zuerlein bracing for longer extra point

BYLINE: By Jim Thomas, St. Louis Post-Dispatch

DATE: June 12, 2015

Greg “The Leg” Zuerlein didn’t get a vote on the matter, otherwise extra points would still be kicked from the 2-yard line.

“They didn’t ask for any kickers’ votes,” he said laughing.

NFL owners certainly made life more, uh, interesting for the place-kicking fraternity, voting in March to move back the line of scrimmage for extra points to the 15. Beginning with the 2015 season, it will take the equivalent of a 33-yard field goal distance-wise for that point after touchdown.

That’s 13 yards farther back from the traditional spot at the 2.

“Can’t do anything about it,” Zuerlein said. “So might as well just start practicing from there. The fortunate thing is if you do well, it’s gonna make your value as a kicker go up.”

Conversely, too many hiccups kicking PATs from 33 yards won’t do much for job security.

“There’ll be plenty of misses, I guarantee you that,” Zuerlein said. “If you have an off-game or just a bad hit — there it is. It’s gonna happen. I think you’ll still make most of them, but you miss ’em at the wrong time ... and it could cost you a game.”

During his three-year NFL career, Zuerlein has missed four of 28 field goal attempts in the 30- to 39-yard range. It’s not automatic.

“Obviously, you can’t hit a perfect ball every time,” he said. “So even if you hit a decent ball, you’re still gonna miss some of the time. So many times you see kickers hit PATs and they (barely) get in there. They just squeak ’em in.”

Some of those extra points that “just squeak in” from the traditional 20 yards away will now be misses from 33 yards.

“It’d really stink to have a big game come down to it,” Zuerlein said. “Because it could be that the offenses did their job, the defenses did their job.”

And then a 33-yard extra point sails wide, no good.

“There’s probably gonna be some games won or lost by that,” he said. “So we’ll see what the fans’ reaction is to that, and see if the NFL (likes that). For me, why would the fans want to see a game end like that? That’s just my take.”

But the NFL probably would love it. The feeling behind the change was that the PAT had become way too predictable; the league wanted to make it a more competitive play. Zuerlein has missed only one of 95 extra points in his Rams career.

Coach Jeff Fisher is a member of the league’s competition committee, which studies such rule changes. He’s also a special teams aficionado, and is fine with the rules change.

“I understand the rationale and the reason behind it — to put a little bit more emphasis on the extra point because of the percentages,” Fisher said. “One school of thought is someone’s gonna be put in a position to kick an extra point in the fourth quarter in December in the AFC or NFC North in a 40 mile an hour wind to tie a ballgame.”

While a dome team such as the Rams will be kicking indoors in a comfortable, controlled setting.

“But it’s going to make it a much more exciting play,” Fisher said. “I think we’re gonna see more two-point attempts.”

The Rams may have half their games indoors but they have the potential for several games this coming season where the weather could be a factor on the now-longer extra points.

The Rams have road games at Baltimore (Nov. 22), at Cincinnati (Nov. 29), at Seattle (Dec. 27), and at San Francisco (Jan. 3). All are outdoor venues.

As Zuerlein points out: “Someone has to go to Green Bay in December with swirling winds and snow to make a PAT to maybe go to the playoffs or something. That’s a little different circumstance (than kicking in a dome).”

The Rams won’t face extreme cold in San Francisco or Seattle, but the weather at those venues can be raw, windy, and wet that time of year.

“Any time it’s later in the year, the fields can be pretty rough,” Zuerlein said. “You never want to be kicking on a poor field because your foot slips a little or any little thing goes wrong late in the year like that. You just never know.”

Under the new PAT rule, teams will have their choice of where the ball is spotted after scoring a touchdown. They can



choose the 15 and kick the extra point, or choose the 2-yard line and go for a two-point conversion.

There was some discussion about moving up the line of scrimmage to the 1 ½ — or even the 1-yard line for two-point attempts, but it stayed at the 2.

“I’m glad it ended up the way it did,” Fisher said. “I was opposed to moving it to the 1 ½-yard line. (Or the 1.)”

The 33-yard extra point is just another example of the league making things tougher on place-kickers.

First, the goal posts were moved to the back of the end zone from the front. For a while, kickoffs were moved back to the 30 from the 35 to encourage more kick returns. (Kickoffs subsequently were returned to the 35 as a safety measure for return and coverage players. The idea being fewer returns meant less collisions and fewer concussions.)

There was also the introduction of the “K-ball,” which cut down drastically on the amount of scrubbing and scuffing of footballs the kickers could do to soften up the ball.

It’s almost as if the kickers have been penalized for being too good at their jobs.

“I do wonder that sometimes,” Zuerlein said. “Because the better we get, the harder they make it. But the better the receivers get, or the better the quarterbacks get, they don’t make it any harder on them.

“You could make the receivers not wear gloves. Who knows? You could implement all kinds of different rules. Quarterbacks are passing for record numbers.”

But kickers are more accurate than ever — not necessarily a good thing in the eyes of the NFL.



ST. LOUIS RAMS FEATURE CLIPS

TITLE: Rams defense revving up under Williams

BYLINE: By Jim Thomas, St. Louis Post-Dispatch

DATE: June 21, 2015

When Rams defensive players returned for the start of the offseason conditioning program in late April, each received an individual tape — an individual report if you will — showing strengths and weaknesses in his play.

“It’s one thing for a coach to talk to all the defense,” coordinator Gregg Williams said. “It’s one thing for a coach to talk just to his position area. But the (position) coaches went the extra mile.”

And produced individual tapes, self-scouting their own players.

“The guys took it to heart and really had a very good spring in the weight room, in the training room and then here on the field,” Williams said. “It’s light years ahead of where we were last year (at this time) because they didn’t know me, I didn’t know them.

“Just from a terminology (standpoint), are we speaking the same language? Do we understand what we really want? It took a little bit of time for all of us to get acclimated last year.”

But now a foundation has been laid. There has been a base of information established for a defense that was among the league’s best over the second half of last season. If nothing else, Williams hopes the familiarity helps the Rams avoid the slow starts defensively that have plagued the team for several seasons under coach Jeff Fisher, predating Williams’ arrival a year ago.

To say that Williams raised the subject of slow starts during the spring would be understatement.

“Why don’t you ask these young gentlemen who play if I have worn them out about that,” Williams said. “Yes, we’ve discussed it.”

Linebacker Jo-Lonn Dunbar, whose association with Williams dates to time they spent together in New Orleans, can vouch for that.

“We’ve stressed that 10-fold,” Dunbar said. “Gregg mentions it every day. That’s the first thing he says to us every day. ... ‘Start fast. Start fast. Start fast.’ So what we need to do is start fast as a defense and start fast as a team.”

The pieces certainly are in place for that to take place this year. Returning from last season are seven of the team’s top nine defensive linemen, the top four linebackers and all 11 of the top defensive backs.

Fortifying that group are the free-agent additions of defensive tackle Nick Fairley, a first-round pick by Detroit, and outside linebacker Akeem Ayers, who won a Super Bowl last season with the New England Patriots.

“He has really fit in quite well here,” Williams said of Fairley. “The thing that’s been really fun for me to watch is the big eyes he had when he came in and saw the talent in that room. He saw, and all of a sudden, ‘Whoa! I’m going to have to compete for any time to get on the field with these guys.’ It’s gonna be fun packaging all those guys up.”

As for Ayers, Williams has some familiarity from the year (2013) they spent together in Tennessee.

“We’ve got to try to adapt some things to his skill set,” Williams said. “Hide the things that he doesn’t do real well but maximize the things that he does do well. And he does some really good things.”

Overall, Williams has tried to eliminate clutter from the defensive playbook — plays and schemes that for whatever reason didn’t fit or didn’t work. But he’s also added a few tricks. Williams said he has 42 packages of personnel alignments and groupings in his playbook — the defense worked on 18 of them this spring.

Familiarity with his staff after a year together has allowed Williams to give them more responsibility on the practice field. Williams isn’t as omnipresent, although it still is hard to miss him.

“The assistants know more about what I want,” Williams said.

Williams has been around the NFL long enough to know what a special defense looks like. He’s had several of them himself over the years at his many stops throughout the league.

Can this be one of them?

“We would hope so,” Williams said. “I would tell you this: I’ve had a chance to be a part of ... many special defenses. I’ve been seven different places and at five of those seven places we’ve been top five or best in the world at what we do. This is a talented group.”



But a couple of things have to happen to make the leap from talented to special. One is communication. Miscommunication in the heat of a game can lead to a busted play.

“One play can beat you one way or the other,” Williams said. “But when they are on the same page and you see these guys talking, yeah, there’s a chance for them to be special.”

Another important factor, Williams says, is the passion the players have for success. As he sees it, succeeding at the highest level has to be more important to the players than it is even to the coaches.

“The good teams I’ve ever been on, and some of the greatest defenses I’ve ever been a part of, it was much more important to them than it was to me,” Williams said.

And it’s very important, obviously, to Williams. So much so that each defensive player was handed a report Thursday at the end of organized team activities, comparing where they are now to where they were at the start of the offseason program — on April 20.

“Where they grew, where they didn’t grow,” Williams said.

And what they need to accomplish on their own before the team reconvenes for the start of training camp at the end of July.

It was Williams’ way of saying: Have a nice summer.



ST. LOUIS RAMS FEATURE CLIPS

TITLE: Weinke takes unusual path to Rams

BYLINE: By Jim Thomas, St. Louis Post-Dispatch

DATE: March 2, 2015

In Chris Weinke, the Rams have hired a quarterbacks coach with no coaching experience at the pro and college levels. Zero. At first glance, it seems an odd way to fill a vacancy at the highest level of football — the NFL.

But Weinke, 42, has plenty of experience coaching quarterbacks — just a different kind of experience from basically everyone else in the league.

Even while Weinke was playing, his goal was to coach. A devoted student of the game, Weinke kept notebooks from all the way back to his Pop Warner little league games.

“I have the notebook from every high school meeting,” Weinke said. “I have the notebook from every college meeting. Every game plan, and every note I ever took in the National Football League as a player.”

He put all that information to use, plus the insight picked up from coaches he worked with along the way, when hired to launch a football program from scratch in 2010 at IMG Academy in Bradenton, Fla.

“When I showed up there five years ago, we didn’t have a football field and I didn’t have an office,” Weinke said. “And they simply said: ‘Build a football academy.’”

It started with football camps, and then continued with quarterback-specific camps. And the ultimate goal was to launch a high school team. Things couldn’t have gone better on all fronts for Weinke at IMG.

Over those five years at IMG, Weinke worked with quarterbacks of all ages, sizes, styles and experience levels — from little leaguers up to college stars and NFL players.

At the upper end of the spectrum, Weinke said, “I had college kids come in the summer time while they’re in college. And then you have the guys that have finished college, and are now getting ready for the (NFL scouting) combine.”

Some of those prospects would come back to Weinke once they made the pros. During his time at IMG, Weinke worked with the likes of Ryan Tannehill (Miami), Christian Ponder (Minnesota), Cam Newton (Carolina) and Russell Wilson (Seattle).

During the lockout period before the 2011 season, Weinke worked with Newton for eight weeks.

This offseason, Weinke has been working with Shane Carden of East Carolina and Dylan Thompson of South Carolina. Carden attended the combine and spoke with the Rams at the Senior Bowl in late January.

Three years into Weinke’s stay at IMG, the high school team became a reality.

“We’re a fully accredited high school,” Weinke said. “It’s a boarding school. So, for example, last year our team consisted of 62 players from 19 states and seven different countries.”

The team plays within the Florida High School Athletic Association and its rules but isn’t allowed to compete for the state championship.

A couple of former Rams Super Bowl champions, Tom Nutten and Mike Gruttadauria, helped coach the IMG offensive line in the first two years of the team’s existence.

In those two seasons, with Weinke as head coach, IMG posted a 19-3 record; 22 of its 29 seniors went on to play Division I football in college.

As the driving force behind such a diverse and thriving overall program, it was difficult for Weinke to leave. He had some other offers but could afford to be picky.

“I’ve said it all along, that when you don’t have a job you’ll take any job,” Weinke said. “When you have a great job you can be selective. And so, I felt very comfortable where I was and what I was doing.”

But the Rams gave him an opportunity to fulfill his goal of coaching at the pro or college level. Weinke believes the Rams’ overall roster has potential. He hit it off with the head coach (Jeff Fisher), knows the offensive coordinator (Frank Cignetti) and is looking forward to the possibility of working with Sam Bradford.

“You’re gonna see a lot of energy and enthusiasm from me,” Weinke said. “My whole goal is to get my quarterbacks to play fast — but not in a hurry.”

Weinke believes his experience as a former player can only help the coach-quarterback relationship he’ll have at Rams



Park. He has experienced highs and lows as a player, from winning the Heisman Trophy at Florida State to struggling through a seven-year pro career with Carolina and San Francisco.

"I did not have a stellar NFL career, and I think I'm the first to admit it," Weinke said. "That's why I think I'm a good football coach, because I had to learn to deal with adversity. I know what that feels like. And I want to make sure that I instill all those things that I learned throughout that process. ... If I was a player, I'd love to have a former player be my coach."

Weinke is not traditional in terms of how he got to the NFL. But he's old school when it comes to coaching quarterbacks at this level.

"Passing the football's rhythm and timing," Weinke said. "So if you don't teach a guy how to do that, it's very hard to be consistent."

For Weinke, it starts from the ground up. Good footwork leads to everything else.

"And then everything else will be a line," he said. "I'm talking about staying connected. Bio-mechanically, your right side's gonna respond to your left; the upper half's gonna respond to your lower half."

Easier said than done these days, when the vast majority of players coming out of college played in the spread operating out of the shotgun and don't really have the urgency of footwork necessary to operate a pro-style offense.

Weinke says he's not out to create robots at quarterback. He might tweak a throwing motion, but he won't overhaul it.

"You've gotta have balance," Weinke said. "How do we throw the football with maximum power, from a good platform, and be consistent, and throw with accuracy?"

And throw with anticipation. That's what he'll be striving for with the Rams' quarterbacks.



ST. LOUIS RAMS FEATURE CLIPS

TITLE: Boras' Profile With Rams Grows

BYLINE: Jim Thomas, St. Louis Post-Dispatch

DATE: April 16, 2015

Throughout his NFL coaching career, a career that's about to enter its 12th season, Rob Boras has been a foot soldier. One of those behind-the-scenes guys who doesn't say much but shows up and does his job.

He's never been a campaigner or a politician — you know, one of those types always looking for his next job. But somehow he quickly earned the respect of Rams coach Jeff Fisher.

Every offseason since Fisher arrived in St. Louis in 2012, offensive coordinator Brian Schottenheimer applied for a job somewhere, and Boras' name always came up at Rams Park as a possible successor.

This offseason, Schottenheimer actually left, taking the coordinator's job at the University of Georgia. Boras came within a whisker of replacing Schottenheimer, but that job ultimately went to Rams quarterbacks coach Frank Cignetti.

"Through the whole process, during that month or whatever it was, just the communication, the honesty, you trust Coach Fisher," Boras said. "He has a plan. And so there's a personal disappointment but you're excited about the opportunity to move forward.

"You can't let those minor things be setbacks. Just like you talk to your players about all the time. You've got to move on."

Boras came out of the process with a nice consolation prize. He will continue coaching Rams tight ends but also has the additional title of assistant head coach/offense.

Although it's not the coordinator's job, Boras suddenly has a higher profile. Until the coordinator job search and aftermath, the only times he had gotten a mention in the Post-Dispatch in three seasons with the Rams were when his house was broken into, and when he embarrassingly suffered a calf injury on the practice field, which resulted in much teasing from the coaching staff.

"I've gotta find a better way to get my name out there," Boras joked.

He can do that in his new role by helping to get an under-producing offense going under a new coordinator (Cignetti) and a new starting quarterback (Nick Foles).

"Rob's going to have a lot more input, I'll put it that way, as far as which direction we go," Fisher said. "Particularly because I was really impressed with his presentations and his thoughts (during the interview process)."

Fisher made those remarks at the Feb. 12 news conference in which Cignetti was formally introduced as the new offensive coordinator. Fisher was more expansive on Boras' new duties at the NFL owners meetings last month.

"Rob really does an outstanding job, particularly in our running game and creation of the running game, and then pairing the running game up with the play-action passing," Fisher said. "That's where Rob, I think, his value is. So he's expanded that. He's working closely with Cig and the rest of the staff. It's a collective effort."

In an interview this week with the Post-Dispatch, Boras said the nature of his new job title is still evolving.

"It's really just to be able to help Cig and Coach Fisher in different areas, schematically as well as talking to players and such," Boras said.

Even before Cignetti was formally announced as the team's new OC, he and Boras and the rest of the offensive staff had been working on the new playbook. Simplifying it, pruning the terminology that was used for three seasons under Schottenheimer while evaluating what went well and what didn't in 2014.

"Cig has a very definite vision, and it's not very far from where we've been," Boras said. "Now we're going to be adding some more schemes that he's brought to us. And obviously, just organizing it and putting it into our terms, and seeing what's gonna work with our personnel. That has really kind of been the process."



Boras said that process is nearing completion — the playbook is close to being a finished product.

“I would hate to put a percentage on it, but yeah, it’s dotting the I’s and crossing the T’s,” Boras said. “We’re just cleaning it up a little bit right now before the players get back.”

That time is almost at hand, because the players return for the start of the team’s offseason conditioning program Monday.

Boras, 44, was born in suburban Chicago. In college, he was a four-year starter at center at NCAA Division III DePauw University in Greencastle, Ind. Football aside, the plan was to go to law school after completing his undergraduate degree.

But along the way, Boras couldn’t help but notice how much fun DePauw coach Nick Mourouzis had on a daily basis.

“He never had a bad day in his life,” Boras said. “The guy’s energy and enthusiasm was just contagious. About my third year in (at DePauw), I’m like, ‘You know what, if I could do this for the rest of my life, I’d be the happiest person on earth.’”

When he called his parents to tell them he was getting into coaching, and not going to law school, they took the news much better than expected. At age 21, fresh out of school, Boras was named offensive line coach at DePauw.

“I was gonna give it two years and see if I liked it,” Boras said.

That was 1992.



ST. LOUIS RAMS FEATURE CLIPS

TITLE: Austin flashes big-play potential

BYLINE: By Jim Thomas, St. Louis Post-Dispatch

DATE: August 16, 2015

For those hoping new Rams offensive coordinator Frank Cignetti can bring out the best in Tavon Austin, play No. 2 in Friday's preseason opener against Oakland was a tantalizing tease.

Austin caught a quick screen from quarterback Nick Foles, got loose thanks to a block from wide receiver Kenny Britt, and was off to the races. He gained 35 yards before the Raiders brought him down.

After the Rams' 18-3 loss, coach Jeff Fisher said: "That's one of Tavon's finest since he's been here. That was real impressive."

Torry Holt thought so, too.

"That 'smoke' was nice," Holt said. "That wasn't bad at all."

The Rams refer to the quick-hitting wide receiver screen play as a "smoke." Holt, the former Rams wide receiver great, did color commentary Friday as part of the Rams' television broadcast team.

He was in the locker room afterward, talking football with Austin. And Austin enjoys any time he can get with Holt, one of the stars of the Greatest Show on Turf team.

"He just comes to me, tells me a couple things I should work on," Austin said. "I definitely try to put it in my game and keep on going. He's one of the greats. Hearing it from him, him just seeing the fire in me, makes me want to go there and do it some more."

When it comes to electrifying plays, the Rams definitely would like to see Austin do it some more. The No. 8 overall pick in the 2013 draft has had several highlight moments in his first two seasons with the Rams. Just not enough.

Last year, his production as a receiver dropped from 40 catches, 418 yards, and four touchdowns as a rookie to 31 catches, 242 yards, and zero TDs.

Cignetti, who has replaced Brian Schottenheimer as Rams offensive coordinator, is trying to change all that.

"When you watch him out there, he's becoming an outstanding route runner, from his releases, top of the route ... getting tremendous separation," Cignetti said. "I'm very excited about Tavon."

Cignetti has had only a few media sessions since taking over as coordinator, but the Tavon topic always comes up.

"You know what? It's a point of emphasis to get everybody open," Cignetti said. "But Tavon, because he has a certain skill set, there are certain things you would like to do with him to put him in a position (to make plays)."

Austin admits his route running wasn't where it needed to be when he came into the NFL after dominating Big 12 defenses at West Virginia. But he believes he has come a long way in that area.

"I definitely feel like my route running's gotten so much better," Austin said. "That's the No. 1 thing. My mental game got stronger. It's not really about the physical thing, that's not really the problem with me.

"For me, it was being mentally challenged, and for the most part just being where you need to be when the quarterback's ready to deliver the ball."

When it came to Friday's big play, there was nothing too complicated. Without running downfield, the receiver turns, waits for the throw, and then tries to make people miss. In fairness to Austin, the blocking simply wasn't there on many similar plays he has run in the past. But it was on Friday.

"Kenny Britt made a great block that sprung it open," Austin said. "I had some big blockers down the field, made a couple moves, and from there I let my speed take over."



He added with a smile, "I hit the gas a little."

Austin says he has a good relationship with Cignetti. They talk about the playbook, and Austin gives him feedback on what he likes or doesn't like.

"And we go from there," Austin said.

Austin also seems to be hitting it off with Foles.

"Tremendous guy," Austin said. "Not even talking about on the field. Off the field, too. He comes and talks to us. He'll be chilling with the wide receivers. Just talking to us, seeing what we like, what we don't like.

"And we aren't always talking about football. We talk about random stuff. You know, basketball, anything. I really do like Nick Foles."



ST. LOUIS RAMS FEATURE CLIPS

TITLE: BenFred: An appreciation of Benny Cunningham

BYLINE: By Ben Fredrickson, St. Louis Post-Dispatch

DATE: September 17, 2015

If you haven't heard, Tre Mason and Todd Gurley are almost ready. They're sprinting up and down the practice field. They look fast and healthy. This is great news for the St. Louis Rams.

But before we welcome the backfield of the future, let's give some credit to the guy who's back there now.

I vote to make today Benny Cunningham Appreciation Day.

I'll admit it. I'm a Benny Cunningham fan. But let me introduce you to a bigger one.

Rick Stockstill is preparing his Middle Tennessee Blue Raiders for Saturday's game against Charlotte. He's busy, but he can make time to talk about the former two-star running back who became the heart of his team, the undrafted free agent who didn't let a senior-year-spoiling knee injury derail an NFL dream now in its third season.

"I didn't see the game," Stockstill said Wednesday. "But I saw a lot of highlights."

He's referring to the Rams' 34-31 overtime win against Seattle last Sunday. Cunningham started at running back for the third time in his NFL career. He totaled 122 all-purpose yards, his second-highest output since he churned out 136 yards against Chicago in 2013.

The 5-foot-10, 217-pound fire hydrant averaged 2.8 yards per carry (45 yards on 16 touches) against a stout Seattle defense. He averaged 19.3 yards per catch (77 yards on four receptions). And if you thought Nick Foles took too many hits, imagine how bad it would have been if Cunningham wasn't the last man standing between the quarterback and the Seahawks.

"Benny did a nice job last week for us, filling in," Rams coach Jeff Fisher said. "He made a lot of plays in protection, passing-game and run-game. Against a good defense."

That runs circles around Isaiah Pead's performance. Pead, the only other fully healthy true running back on the depth chart, carried the ball twice. He gained four yards, lost one and lost a fumble.

It's clear Pead isn't who we once thought he was.

And it's clear Cunningham is better than we thought.

Well, most of us, anyway.

Stockstill called Rams director of operations Bruce Warwick -- the two used to work together at Clemson -- after Cunningham went undrafted in 2013. He encouraged Warwick and Fisher to take a shot on his former captain. Cunningham rushed for 600 yards and 11 touchdowns in his first five games as a senior, before a hit along the sideline cut his big season short. The kid is worth it, Stockstill told the Rams. He wasn't kidding.

"What Benny has done, it hasn't surprised me a bit," Stockstill said. "He's such a good person. He's such a great teammate. He's got a phenomenal work ethic, a great competitive spirit."

"To be able to stay in that league, that's day-to-day, game-to-game, week-to-week. Nothing is guaranteed. But I guarantee you, he comes to that office every day with his hard hat on, ready to go to work, ready to get better. And that's exactly what he did here."

"It makes you proud when you see him having success. Just because you know how hard he's worked, and the sacrifices he's made to get to that point. Being able to be on an NFL team is just about everybody's childhood dream. Being able to play, and being a big contributor to his team, that makes it that much more satisfying."

Cunningham is dense (as in compact), but he's not dense (as in dumb). He knows his role probably won't be this big all season. Like the rest of us, he's itching to see what Gurley can do as a pro.



"I'm a team player, so you know I definitely want those guys to be healthy and come out and contribute," Cunningham said. "The sooner, the better."

Cunningham, who is scheduled to become a restricted free agent after this season, should slide back into his previous duties as third-down back and special teams strength. He caught 45 passes last season and picked up 33 first downs. Unless Gurley takes the title, he's the best pass blocker and pass catcher out of the backfield. Oh, and his average on kick returns last season (27.5 yards per return) was fifth-best in the NFL.

"I just try to be versatile," he said. "I just go out to practice and try to help any way I can, whether it's offense, kickoff, kick return, punt, whatever it may be. Whatever they ask me to do, I just try to prepare myself so, on game day, when my number is called, I'm ready to step up."

Stockstill doesn't care if Cunningham is first, second or third team.

He's still going to use his former star as an example for current and future Blue Raiders.

"You're still one of 46 (active players)," Stockstill said. "Whatever 32 (number of NFL teams) times 46 is, that's pretty special."

Thanks, Coach. Anything else you would like to add?

"Just tell him I love him," Stockstill said.

Message delivered.

Happy Benny Cunningham Appreciation Day.



ST. LOUIS RAMS FEATURE CLIPS

TITLE: Michael Brockers lets it go so he doesn't get lost on Rams' D-line

BYLINE: By Nick Wagoner, ESPN.com

DATE: September 17, 2015

EARTH CITY, Mo. -- As part of a defensive line tradition before every game, the St. Louis Rams have a conversation about which of them is going to step forward and set the tone for the day.

Those conversations often spawn a healthy competition among one of the league's most talented position groups, pushing each member forward in an on-going race to the ball. As the resident nose tackle on a line that boasts ends Robert Quinn and Chris Long and Aaron Donald, Michael Brockers knows that the nature of his job will often mean he's not going to win the race.

"We talk about who is going to eat today?" Brockers said. "There's probably no food left at the end of the day when you have Rob and Aaron and Chris. I'm just trying to get the little scraps I can, man."

Brockers feasted as much or more than his fellow linemates last week against Seattle. According to the coaches review of the film, he had 13 tackles, which is rare for someone playing Brockers' position. None of those were more important than the fourth-and-1 stop he and Donald combined for on Seattle back Marshawn Lynch to cement the team's overtime victory.

Before the play, Brockers lobbied defensive coordinator Gregg Williams to go back to a defensive scheme he used earlier in the game but Brockers didn't play as well as he'd hoped. That Brockers and the Rams knew what Seattle was going to do is actually not the most important part of the play.

"The last play of the game spoke for itself," Brockers said. "Early in the game I had a bad play on that same play. I wasn't in my gap or something happened where I messed it up. I told coach, 'You have got to trust me on the next one and next time you call that call I will be in the backfield and I will do my assignment,' and it showed up on the last play of the game. I told him to call it and he came back to it and I did my job."

That Brockers relentlessly pushed for Williams to go back to a play he didn't handle properly the first time represented an important step forward in Brockers' development. It's easy to forget that when the Rams drafted Brockers in the first round of the 2012 NFL draft, he was only 21 years old.

By his own admission, Brockers has struggled with forgetting about the bad plays and moving on to the next snap when something goes wrong. Developing a short memory was a point of emphasis for him during the offseason.

"I think I just let it go," Brockers said. "Usually I get in my own way. I'm very critical of myself so if I have a bad play, I'm stuck on that bad play for awhile. I just let it go and ran to the ball, tried to get as many tackles as possible."

Having the competition with his fellow defensive linemen doesn't hurt. Brockers is one game into his fourth NFL season and though the Rams have already picked up his fifth-year option for 2016, a big season would go a long way in solidifying his future with the franchise. For the record, both parties have expressed interest in keeping Brockers a Ram.

And though the nature of his position and the supernova that is Donald conspire to keep Brockers out of the spotlight, linebacker James Laurinaitis is quick to point out that Brockers is a valuable piece to making the defense work.

"(Donald) is special and I think people forget about (Brockers)," Laurinaitis said. "Mike has had a really good offseason overall. He came into OTAs with a phenomenal attitude, worked extremely hard this offseason, has taken practice seriously and you've seen his growth through camp. He's motivated. I think he's starting to understand that he can dominate guys when he wants to."

Make no mistake, Brockers wants to do just that and if he can feast like his fellow line mates, all the better.

"I still have time to grow, that's what's crazy," Brockers said. "It's funny to say but I'm just now starting to believe in my technique, in my pass rush, not being so hard on myself that I get in my own way. This year is a big year for me. I can feel it. Playing with all these guys makes it easy and I'm just now coming into my own."



ST. LOUIS RAMS FEATURE CLIPS

TITLE: Barron flourishing in safety/linebacker hybrid role for Rams

BYLINE: By Jim Thomas, St. Louis Post-Dispatch

DATE: October 2, 2015

Mark Barron was a first-round draft pick in 2012 out of Alabama, and started 37 games in nearly 2½ seasons with Tampa Bay before last year's late October trade sent him to the Rams.

Barron has had to adjust to role-player status in St. Louis. The hard-hitting safety has participated in 33 percent of the Rams' defensive plays through three games this season, with 21 snaps apiece against Washington and Seattle, and 29 this past Sunday versus Pittsburgh.

But he has made his presence felt; just ask Steelers quarterback Ben Roethlisberger. A third-quarter sack by the 6-2, 213-pound Barron knocked Roethlisberger out of the game and is expected to sideline him for four to six weeks with a knee injury.

Because the contact was low, some wondered if it was a legal hit. But replays clearly show that Barron stumbled on a blitz near Pittsburgh's left edge and lost his balance on his approach.

Barron's momentum carried him to Roethlisberger, with his hand clipping Roethlisberger's left foot. The Pittsburgh quarterback's left knee buckled on contact as he was trying to escape by stepping up in the pocket.

"It's the appropriate way to make contact with the quarterback when you're going to the ground," Rams coach Jeff Fisher said. "That's what the league wants to see. They don't want to see helmet contact to the lower body, or shoulder contact to the lower body.

"When you're going by, the appropriate way is to use your arm and try to trip the quarterback up and that's what he did. That was something that was discussed years ago with the committee."

Fisher is on the NFL's competition committee, which discusses and at times proposes rules changes on player safety.

"People are gonna choose what they want to say about it, but it wasn't illegal," said Barron, who was not penalized on the play. "It just happened how it happened. I'm not really worried about it."

Although he felt bad that Roethlisberger was injured, Barron doesn't mind having the reputation of 'Look out for Barron: He's gonna hit you.'

"You always want to be seen as a guy that — you want to be feared," Barron said. "I never want to injure a guy to the point where they can't play the game. But I want to be felt when I play."

Barron has done that during his time in St. Louis, as a blitzer and a run defender. He had 23 tackles, three sacks, and one pass breakup in nine games here last season following the Oct. 28 trade deadline deal that sent Tampa Bay a 2015 fourth- and sixth-round pick. This season, he has 14 tackles and one sack.

The majority of his playing time has come near the line of scrimmage, where he basically lines up in the linebacker position in one of defensive coordinator Gregg Williams' many packages.

"Not only can he play the safety position, he can play the linebacker position," Williams said recently. "We call it a fancy term, but he basically plays like a linebacker because he has the size and the strength and the burst to do that, too.

"And then he does a lot of the things that a nickel (back) and a safety does. ... I'm challenged each and every week to make sure I give him enough reps."

Williams has been a defensive coordinator or head coach for six NFL teams, and at each of those stops he says he has had a similar package involving a safety/linebacker hybrid.

"But I've never had anybody with (Barron's) skill set," Williams said.

The closest might be the late Sean Taylor, whom Williams coached in Washington, although Taylor did some things better



in the back end.

“I’ve had guys that I’ve had to adapt that package to ... to fit them — because we still want to do that three- and four-safety package at times,” Williams said. “But with (Barron), it’s almost like playing with another linebacker in there. But he still does all the DB things you want him to do.”

After being a starter in Tampa Bay at the beginning of his NFL career, Barron has adjusted coming off the bench for the Rams. Sure, he’d like to play more — what player wouldn’t? — but he’s not the type to complain about it.

“I wouldn’t do that,” Barron said. “I don’t want to cause that type of distraction on the team. So when my number’s called, I just try to make sure I go out and be effective and have some kind of impact on the game.”

Barron likes playing up in the box and enjoys blitzing. “Any defensive player would like to blitz,” he said.

He was used in a similar fashion in 2013, his second season in the league, under then Buccaneers coach Greg Schiano. He did it a lot in college, too.

“When you’re down that close (to the line of scrimmage), you always have a chance to get to the ball,” Barron said. “So I most definitely like doing it.”

This Sunday in University of Phoenix Stadium, Arizona quarterback Carson Palmer probably wants to see very little of Barron. That last time the Rams visited Arizona, on Nov. 9, 2014, Barron blitzed a lot, and once too often for Palmer. His sack early in the fourth quarter resulted in a season-ending knee injury for Palmer.

However, that play was even more innocent than the one that sidelined Roethlisberger. Barron came in untouched on Palmer’s right. As Palmer tried to step up in the pocket to elude him, Barron grabbed Palmer’s jersey near the back of the right shoulder and Palmer’s knee buckled trying to escape.

“I don’t want to speak on that,” Barron said. “But that also happened.”



ST. LOUIS RAMS FEATURE CLIPS

TITLE: Man Child: Aaron Donald started early to become the NFL's best D-tackle

BYLINE: By Elizabeth Merrill, ESPN

DATE: October 10, 2015

In 1991, a young father from Pittsburgh bought a set of weights from a retiring powerlifter. Archie Donald paid \$1,300 for the whole lot and spread it out on the floor of his basement. He instructed his little boys, Aaron and Archie, to sit on the steps and watch him lift. "I wanted them to be exceptional," Archie Donald said. "I wanted them to be alpha males." Aaron was so small at this time that he was wearing Pampers. But the toddler watched, mostly with a blank face, then messed around in the basement like little kids do.

Nine years passed, and Aaron Donald looked less than exceptional. He was chubby, kept to himself and was not particularly diligent about his chores, which consisted of sweeping the steps and taking out the garbage. One day, his dad came home and noticed his youngest son was out riding his bike while his chores remained unfinished. Archie was about to scold him, but then Aaron winced in fear.

The elder Donald never wanted his kids to be afraid of him, so he decided on a different approach. Come Monday, he told him, Aaron was going to start lifting weights with him in the basement, before school, at 4:30 in the morning. If Aaron saw some results in his work, Archie figured, maybe he'd keep going. A little bit of time passed, and Archie started hearing a knock on his door at 4 in the morning. It was Aaron waking him up.

"I went from pushing him to him pushing me," Archie said.

"You see how the tides roll?"

The NFL's Steph Curry

He is a baby-faced He-Man now, stronger than a father could dream, and in just his second season in St. Louis, Aaron Donald has evolved into, arguably, the NFL's most dominating defensive lineman not named J.J. Watt, though some already have him on par with Watt. Donald's speed is scaring the bejesus out of opposing offensive coordinators, but the more frightening notion is being an offensive lineman and winding up on one of those Donald "Did you see that?" videos on YouTube. His head coach, Jeff Fisher, thinks so highly of him that he is comparing him to Reggie White.

Donald plays a position that is often overlooked on a play-to-play basis, but new forms of analysis help. Pro Football Focus, for instance, a site that grades NFL players on every play, sees a superstar. According to its analysis, Donald isn't just the highest-graded defensive lineman in the league for the first four weeks of the season, outperforming Watt. He's grading higher than any defensive tackle in the past eight years.

Pro Football Focus isn't alone.

"I don't know analytics like that," Rams' defensive end Chris Long said, "I just think if you turn on tape, that's possible. J.J.'s a once-in-a-lifetime player, and we look at J.J. on film and we're always like, 'Man, that guy is unbelievable.' But I'm sure other people look at Aaron and say the same thing. It's just that Aaron hasn't been doing it as long.

"Could he be a J.J.-type guy? It's too early to tell, but for [four] games, hell yeah, he can be that good. He's been that good."

Donald is doing all these things despite being barely 6-foot-1 and 285 pounds, which is considered a runt in defensive tackle circles. When he was drafted as the 13th overall pick last year by the Rams, his teammates started calling him Ted, after the bear from the Mark Wahlberg movie, because Donald has a sweet face and looks cuddly. Donald, obviously, loathed this nickname.

He is sort of the NFL's version of Steph Curry, underwhelming in street clothes and even his No. 99 uniform, which does nothing to make him look bigger. But then four quarters pass, and his opponents are gassed and sore and ask themselves, "I just got beat by that guy?"

Perhaps it's his size, or the Rams' market, that have caused Donald to be a relative unknown despite being named the 2014 defensive rookie of the year. He doesn't talk much and doesn't jump into your living room every night with Gatorade and cellphone commercials, a la Watt.



"I don't think he does anything," Rams offensive tackle Rodger Saffold said of Donald. "He literally is at work or home. I've never seen him outside of the football facility."

A quick sampling of Donald's work, for those who have missed it:

In the 2014 season finale against Seattle, Donald lifted Seahawks guard James Carpenter off the ground and tossed him. Carpenter weighs 320 pounds.

During his college days with the University of Pittsburgh, in a game against Duke, Donald was bearing down on a read-option play as the quarterback was handing off to his running back. Donald couldn't figure out who had the ball, so he tackled both of them at the same time.

He ran the 40-yard dash in 4.68 seconds at the combine, which was the fastest official time for a defensive tackle since 2000. As Fisher and general manager Les Snead watched him zoom around in agility drills, they joked about playing him at cornerback.

He won the Lombardi, Outland, Bronko Nagurski and Bednarik trophies, the first man to sweep the awards since Ndamukong Suh, and when he was finished with the banquet tour, Donald arrived back at school around midnight. He was lifting weights the next morning at 8.

So Donald likes to pump iron, but so do hundreds of others in the NFL. He doesn't necessarily subscribe to the "chip on my shoulder" tale, even though he received just four scholarships coming out of high school, and three of them were from Akron, Toledo and Rutgers. So how does a smallish 24-year-old become one of the NFL's most disruptive forces?

"I think with any great player, some of it is if we knew, everybody would copy it," Long said. "If we understood, I think everybody would try to be a Donald."

Making believers

They didn't need any other reasons to fall in love with Donald -- How can you not be smitten with a guy who had 28½ tackles for loss his senior season, five more than anyone else in the nation? -- but one thing that he said really stuck with Snead.

Snead was sitting with Donald during an interview and asked how he'd overcome his limitations. Donald didn't even blink and said, "I don't think they're limitations at all."

Being a little lighter, Donald figured, made him quicker than most offensive linemen. And being shorter gave him leverage on the bigger guys.

"I've got leverage on a guy that's 6-6, and I'm strong enough to push 600-plus pounds off on a double-team," Donald said. "So just having that leverage on the ball makes it harder for these guys trying to bend down and block a guy that's 6-1. I think it's an advantage, if anything."

And the no recruitment thing? That was fine with Donald, too. He always wanted to go to Pitt anyway, all the way back to when he was a little boy. Donald won so many trophies that Pitt had to build a special case for him. He probably wouldn't have gotten that if he'd gone to Penn State or some SEC school.

The player Donald is most compared to is John Randle, who made it to the Hall of Fame via Texas A&M-Kingsville. Randle had nearly the exact dimensions as Donald, and both men possess what Rams defensive line coach Mike Waufle calls "extreme suddenness," the ability to beat blockers in a camera flash.

As it turns out, Donald was indeed gifted. His arms are the equivalent length to that of a player who is 6-3 or 6-4. He is so fast that when Waufle and defensive end William Hayes popped in game film of Donald before the draft, they thought they were looking at a highlight reel.

"When he arrived here, he sat behind me in the meeting room," Waufle said, "and I told him, 'I'm going to say a lot of things in this room; I'm going to teach a lot of different techniques. I don't want you to listen to one word that I say. I want you to continue to play just like you did at Pitt.'"



"I've never done that with a rookie, but I trusted him. He was already such a programmed, instinctive football player. Why screw him up?"

His instincts come in part from watching an enormous amount of film. Hayes estimates Donald watches at least twice as much as is required. At the end of training camp last year, Long came in to watch some tape when no one was around, but Donald was already there, "hogging the computer," Long said. After a loss to the Steelers last month, Donald's family was in town, but the first thing he did that night was go to the projector and watch film with his brother Archie.

And almost immediately, Donald commanded the respect of the veterans. It helped that he didn't talk much. Veterans like that. But what made him even more popular was the thought that he could help the Rams win. Donald had nine sacks, two forced fumbles and 47 tackles in 2014, and he was one of just three rookies to be named to the Pro Bowl.

"He showed a lot of maturity," said La'Roi Glover, a six-time Pro Bowl defensive tackle who's now the team's director of player engagement. "Oftentimes you get guys still trying to figure the game and themselves out. He was one of those guys we really didn't have to worry too much about. Typically, we start meetings at 7:30 or 8. He's always here at 6:30 or 7."

Working on a legacy

Donald's older brother Archie has an unscientific thought on the secret to Aaron's success. When they were kids, they used to watch the commercials that said milk would make them big and strong. So their mom, Anita Goggins, was constantly going to the store because the boys collectively chugged at least six gallons of it a week. They used to joke then that it would be cool if they could someday do one of those "Got Milk?" endorsements.

Aaron wants to do some commercials but hasn't been approached by anyone on a national level yet. His teammates laugh at the prospect of Donald, the man of few words, trying to be funny as he pitches Old Spice or car insurance.

Donald does have a restaurant/bar of his own that opened in the offseason. It's located on the Pitt campus and is called AD's Pittsburgh Café. Aaron runs it with his brother Archie. Chris Long was one of his first customers -- he stopped by after a rough night at a Kenny Chesney concert and ordered the chicken salad. During the offseason, Aaron is at the restaurant every day.

The younger Archie grew into a standout football player himself, starring at Toledo, getting a shot with the Cleveland Browns but injuring his shoulder during training camp. Both boys idolized their dad. On Saturdays, they'd dress up in little uniforms and help him with his commercial-cleaning business. "Be the best you can," their dad would tell them. It sounded cheesy, but it drove them.

Aaron kept lifting weights and liked how it made him feel. Like he was good at something.

The elder Archie says that even when Donald was a kid, coaches would stick double- and triple-teams on him, and nobody could stop him. This past Sunday, the Rams went to undefeated Arizona, which sent its own double-teams Donald's way. It wasn't a remarkable game by Donald's standards, but the Cardinals' attention to Donald helped free up his teammates. St. Louis surrendered just one touchdown and upset the Cardinals 24-22. It was easily Arizona's worst offensive performance of the season.

In the locker room afterward, Donald quietly put on his camouflage pants and a black hoodie and slipped out of the building. He'd conversed with his dad a few hours before that, shortly before kickoff. Archie said Aaron thanked him for making him get up at 4 and lift weights in a room they affectionately call "The Dungeon."

"You are what you are because you did it," Archie replied. "You took it from there."

Donald's dad said he has a grandson he's training now in his basement. The kid is little, but Archie promises in a few years, you'll know who he is.

"We're working on a legacy there," he said. "It was the best \$1,300 I've invested in my whole life."



ST. LOUIS RAMS FEATURE CLIPS

TITLE: Rams' Davis, Marquez feast under 'Bones'

BYLINE: By Joe Lyons, St. Louis Post-Dispatch

DATE: October 16, 2015

Rams special teams coordinator John Fassel, whose nickname is "Bones," likes to keep his players motivated. And competitive.

"Coach 'Bones' likes to keep us on our toes, so he's always coming up with ways to make things exciting," safety and special teams standout Cody Davis said following a recent practice. "He likes to find ways to keep us engaged and to help create that competitive edge on the practice field and in games."

That would explain the championship belt hanging in Davis' locker these days. Coming off one of his better games as a Ram, Davis currently leads the 500-point club, one of Fassel's motivational tools.

In the Rams' 24-10 loss last Sunday to the Packers in Green Bay, Davis, a third-year pro, put a big hit on punt returner Micah Hyde, drew a penalty that wiped out a Packers field goal and caught his first pass since high school.

"It's hard to say," Davis said when asked if it was his best day in the NFL. "I've done pretty well the last couple of weeks, but I also feel like I left some plays on the field. So there's always room for improvement."

Down down 21-10 and facing a fourth-and-2 situation from their own 42, the Rams ran a fake punt that resulted in a 20-yard pass from Johnny Hekker to Davis.

"It didn't go exactly how we drew it up, but it turned into a scramble drill and Johnny made a great throw," Davis said.

A four-year starter at Texas Tech, Davis signed as a rookie free agent in 2013 and has embraced his role as a special teams leader. A year ago, he finished among the team leaders with 10 special-teams tackles.

"I didn't play much special teams in college, but I knew that would be a key to me getting a chance in the NFL," the 26-year-old said. "It's an adjustment, getting into the flow of the game. You're on the field for the longest plays of the game, but there can be a long time between plays. You have to figure out a way to stay warm and to stay ready."

Another Texas Tech product, rookie receiver Bradley Marquez, has also been highly productive on special teams to start the season. He leads the squad in special-teams tackles.

"The coaches have put me in position to be successful, I've made some plays and I've really enjoyed myself," said Marquez, who said it's no coincidence that two Red Raiders are near the top of the unit's production. "Cody's been a great mentor. We played together a couple of years in college and he's helped me a great deal. A lot of the older guys have.

"This is a team that takes special teams very seriously and I want to do my part in upholding that. It's something we all take a great deal of pride in."

Like Davis, Marquez hadn't played a lot of special teams upon arriving in the NFL.

"As your college career progresses, you tend to play less on special teams," said Marquez, 22, who spent two summers as an outfielder in the New York Mets' organization before deciding to focus on football. "But at least I had some experience, so it was just a matter of catching up."

And Marquez has caught on quickly.

"Each year, 'Bones' seems to find at least one new guy that has that drive and that desire, and (Marquez) seems to be the one this year," long snapper Jake McQuaide said early in the season. "From day one, he's busted his butt to buy into what we're doing and every day, he's a guy who's making plays."

It was Marquez who recovered Seattle's onside kick to start overtime in the Rams' 34-31 season-opening win.

"I'm enjoying all the different responsibilities that go along with playing special teams," he said. "I'm grateful for the opportunity I've been given and I'm trying to make the most of it."



ST. LOUIS RAMS FEATURE CLIPS

TITLE: Jeff Fisher calls Todd Gurley best back he's coached at early stage of career

BYLINE: By Nick Wagoner, ESPN.com

DATE: October 26, 2015

EARTH CITY, Mo. -- St. Louis Rams coach Jeff Fisher had some flashbacks to his Tennessee days during Sunday's 24-6 win against the Cleveland Browns.

As Fisher watched rookie running back Todd Gurley carve up the Browns to the tune of 128 yards and two touchdowns on 19 carries, Rams fans at the Edward Jones Dome showered Gurley with chants of "Gur-ley! Gur-ley!" It was a familiar sound to Fisher from his days coaching Titans running back Eddie George and made Fisher reminisce about a former Rams running back who used to hear similar support.

"A little bit, yeah," Fisher said. "I would've liked to have been around to listen to the 'Eric!' chant as well, the Eric Dickerson chant. It's good. The fans were great today. They helped today with respect to their false starts and the penalties and things like that. I'm sure they enjoyed watching Todd run."

Fisher might as well have included himself in the Gurley Appreciation Fan Club. After Gurley's latest 100-plus yard outburst -- which brought his three-game total to 433 rushing yards, fourth-most of any back in his first three starts since the 1970 merger -- Fisher was asked if he has ever coached a running back who was so good, so soon.

"No, and I've been around some really good ones," Fisher said. "Chris Johnson was outstanding early. Eddie George was outstanding early. I don't recall them having the numbers that they had after three full games like Todd has."

Since we're on the topic, let's take a quick look and throw Dickerson in, since Fisher mentioned him as well:

In his first three full games as the starter, Gurley has 433 rushing yards, two touchdowns and averaged 6.4 yards per carry.

While certainly impressive in his own right, Johnson had 327 rushing yards, one touchdown and averaged 5.5 yards per carry in his first three full games in 2008.

George had 267 rushing yards, one touchdown and averaged 4.9 yards per carry in his first three starts in 1996.

Dickerson had 254 rushing yards, four touchdowns and averaged 3.7 yards per carry in his first three games in 1983.

Of course, out of that quartet, only Gurley was coming off a torn left ACL when he did it. And while Gurley is still working his way back to full strength, Sunday's win against Cleveland was his first game without a brace protecting the knee.

After the game, Gurley said he noticed the difference between playing with the brace and without it.

"It definitely felt a lot better," Gurley said. "Usually I'll be on the side just messing with the straps and stuff like that, so it definitely felt a lot better today."

That Gurley is only scratching the surface of what he can do is an ominous sign for defensive coordinators around the NFL.



"[He's] just an animal," quarterback Nick Foles said. "The guy's an extremely talented hard worker. His vision, when he runs -- like I've said before, just watching him run, he's special. There's not many people that can run like that, that have ever played this game. So, he's a young guy that keeps working hard. So, the sky is the limit to what he can do throughout his career."



ST. LOUIS RAMS FEATURE CLIPS

TITLE: Rookie Todd Gurley shows St. Louis Rams he was worthy of No. 10 pick

BYLINE: By Sam Farmer, Los Angeles Times

DATE: October 29, 2015

Les Snead naturally felt badly for Todd Gurley after the Georgia running back suffered a season-ending knee injury last fall.

But Snead, general manager of the St. Louis Rams, also was tormented by the thought that Gurley would wind up with an NFC West rival. At the time, it seemed unlikely that the Rams would take him with the No. 10 pick.

When Gurley postponed medical evaluations at the scouting combine in February, Snead thought: He's going to slide to the bottom of the first round and be drafted 31st by the Seattle Seahawks.

The outlook started looking better for Gurley, prompting Snead to wonder: Will the Arizona Cardinals take him at 24?

Time passed, and Gurley continued to heal. Snead thought: Uh oh, the San Francisco 49ers are going to take him at 17.

The Rams, meanwhile, sat mum. Most experts had them taking an offensive lineman.

"You knew there were a few teams wanting running backs," said Snead, easing back into his office chair at Rams headquarters this week. "What I didn't want to occur at all was somebody getting any hint that we were going to take him, with the whole selfish motive of, 'Hey, the Rams are going to take him at 10. Let's jump to nine or eight and get him first.'"

Snead's concern: He didn't want the Rams trying to tackle Gurley for the next decade.

Gurley chuckled this week when he heard the back story.

"That's pretty cool, man," he said, standing in a hallway outside the locker room at team headquarters. "I definitely was excited when they took me at No. 10. I was kind of shocked. They really kept it quiet. I know when they do those visits to do background checks back home, one of my high school coaches was like, 'Yeah, the Rams came by,' and I'm like, 'They're not going to take me.' But they did. It was crazy."

The Rams got their hands on Gurley, and now everyone else in the NFL is trying to do the same. He has been an indisputable phenom so far. After sitting out the exhibition season and the first two regular-season games as he continued to rehabilitate his knee, Gurley knocked off the rust with six carries against the Pittsburgh Steelers and in the last three games ran for 146, 159 and 128 yards.

The soft-spoken kid, who has struck a friendship with Rams Hall of Fame running back Eric Dickerson, is the first NFL rookie since 2005 to rush for at least 125 yards in each of his first three starts, matching the feat of former Tampa Bay Buccaneers back Cadillac Williams.

The St. Louis fans were so loud in chanting Gurley's name during last Sunday's game against the Cleveland Browns that Rams Coach Jeff Fisher had to flap his arms to hush them so his offense could hear the quarterback.

"I would've liked to have been around to listen to the 'Eric' chant as well, the Eric Dickerson chant," Fisher said afterward.



Matter of fact, the first person Gurley heard from after the game was Dickerson, who called a Rams executive and had him hand the phone to the rookie sensation in the locker room.

“I like his acceleration, I like his first step, and when I saw him in college I said, ‘This kid can play,’” said Dickerson, who as a member of the Los Angeles Rams set still-standing NFL records for rushing yards by a rookie with 1,808 in 1983 and for a single season with 2,105 in 1984.

“He’s big, he’s fast, and he doesn’t hesitate,” Dickerson said of the 6-foot-1, 227-pound Gurley. “Guys who dance around, those aren’t the guys who make it. The guys who make the quick decision and just hit it, those are the guys who do it. And he’s that kind of guy. When he sees a hole, he don’t mess around.”

Dickerson and Gurley met when the Rams trained with the Dallas Cowboys last summer in Oxnard, where Fisher paid homage to the 55-year-old NFL icon — who still looks like he could play — by putting him in the huddle for a play during a non-contact walk-through drill. Just before doing so, Fisher informed his offensive linemen that they were going to have the honor of blocking for the great Eric Dickerson — perhaps a hint of things to come when Gurley got well.

“Even when I played I knew that one day my day would come when this would all be over,” Dickerson said. “For Jeff to let me run that last play in practice — that’s all I did because it’s all I can do any more — that was a thrill for me. I wrote him a note on a picture and said, ‘Thanks for letting me carry the rock one last time.’”

Gurley was watching at the time, just as Dickerson is watching him now. While acknowledging the long-time contribution of running back Steven Jackson, who wore No. 39, the Rams point out that Hall of Famer Marshall Faulk wore No. 28, Dickerson No. 29 and Gurley No. 30. A natural progression.

Gurley leads the NFL with 213 yards in the fourth quarter and is the only player with three runs of at least 45 yards, one in each of the last three games. Last Sunday, Gurley gained an astounding 97 yards after contact. He runs through arm tackles as if they’re turnstiles.

“If you just watch his highlights, I don’t know if you truly appreciate the tough yards that he gets as well,” Rams linebacker James Laurinaitis said. “Being able to see him in person, the thing that stood out to me when he first got here is just how explosive he is. His patience, his vision, and just how he knows when to take off.”

The patience is what’s especially impressive to Snead, who has a laptop on his desk that’s connected to a large video screen in the corner of his office. He can pull up any play from any game or practice with a few clicks, then dissect it in frame-by-frame detail.

Although Dickerson talked about how Gurley doesn’t dance and just hits a hole, Snead is able to show how the young back patiently waits for a crease to develop — as opposed to simply trying to run over defenders — before making his move. It all happens in an instant, almost too quick for a cognitive process.

Gurley had to exercise the same patience during his healing process. The Rams considered unveiling him for their Week 2 game against the Washington Redskins, but Gurley told Fisher toward the end of the week that he wasn’t quite ready to go. That wasn’t easy for a rookie champing at the bit to prove himself.

The pivotal play, the one Gurley needed to experience, came in practice the next week. Snead dialed it up on his laptop for review. The Rams were in shorts but with shoulder pads and helmets. The backup center was in, and he was knocked back about four yards by a defensive tackle, causing him to collide with Gurley coming out of the backfield. It was a huge body launched squarely into Gurley’s surgically repaired knee.



The footage is silent, but you can almost hear the Rams gasp as Gurley's legs are swept from under him and he is upended.

In a blink, the rookie popped to his feet and ran 25 yards downfield.

"Coach," he said as he returned to the huddle, "I'm ready to go."



ST. LOUIS RAMS FEATURE CLIPS

TITLE: Mark Barron feels at home at linebacker, just don't call him one

BYLINE: By Nick Wagoner, ESPN.com

DATE: October 31, 2015

EARTH CITY, Mo. -- On the St. Louis Rams' "unofficial" depth chart, they recently did some tweaking to move safety Mark Barron to the starting spot at left outside linebacker vacated by the injured Alec Ogletree.

It wasn't just some symbolic move done because of the opening, they actually went all out and moved Barron into that spot after he'd spent nearly a full year with the team as a sort of hybrid safety/linebacker/luxury item for defensive coordinator Gregg Williams. No, Barron is even spending his practices working with the linebackers in individual drills.

And if there was any remaining doubt about his spot, one need only to turn on the tape of Barron's performance in Week 7 against the Cleveland Browns. No longer was he a sub-package player: Barron was on the field for all 65 defensive snaps at linebacker.

Mark Barron's impact as a hybrid safety/linebacker has been significant for the Rams defense. AP Photo/Billy Hurst

Barron wasn't just there, either, he was consistently making a difference.

"The defensive staff had him credited with 19 tackles, two caused fumbles and two tackles for loss," coach Jeff Fisher said. "He's filled in nicely. I think Gregg and his staff have done a good job. We miss Alec, but we've adjusted with Mark. We've adjusted with Akeem [Ayers]. We're getting good pressure. Mark's just going to continue to get better."

Barron already has improved quite a bit since he arrived in St. Louis via trade about a year ago. After a disappointing couple of seasons playing safety in Tampa Bay, the Rams traded fourth- and sixth-round draft choices to the Bucs with a specific plan in mind to start using him more in the hybrid role.

By the end of the season, Barron had started to gain traction as the new job allowed him to do what he does best: play near the line of scrimmage, run and hit. Now that he's playing linebacker on a more regular basis, he's doing all the things that allowed him to become a top-10 pick out of Alabama.

"I'm just playing football," Barron said. "That's easy to me. I just line up and I know my responsibility. And as long as I know my responsibility, I can do that. It's not a hard adjustment. It's just football."

Barron isn't the only safety-turned-linebacker enjoying success in that hybrid role. As Fisher is quick to point out, Arizona is using Deone Bucannon in a similar fashion and he, too, is playing well.

Both Barron and Bucannon would be considered undersized for linebackers, which is why Barron's productivity over the course of a full game comes as a bit of a surprise. The Rams list him at 6-feet-2, 213 pounds, which by way of example is about 20 pounds less than Ogletree.

But Fisher has no concerns about Barron's ability to hold up near the line of scrimmage throughout games.

"He's not always in there," Fisher said. "We move him around. We're blitzing him and he's playing coverage and things like that. But often times when he's behind the ball, yes he holds up. He understands his run responsibilities and his gap fits."



For his part, Barron says he's felt comfortable playing at linebacker for awhile.

"I'm just playing football," Barron said. "I've been playing football for a long time so you can line me up in a lot of places and I can be a good football player for you."

Despite Barron's insistence, the tape shows a guy who has a much better grasp on the position and the defense, and who is now able to read and react without thinking much.

"I would refer to it as 'football instincts,'" Fisher said. "They're special."

Asked whether we can now call him what the Rams' depth chart calls him and avoid the safety or hybrid tags, Barron declines.

"No, nope, nope," Barron said, shaking his head.

So what can we call him?

"Call me, I don't know what to call me ... how about 'football player'?" Barron said.

So long as Barron keeps producing, I'm sure the Rams will let him choose whatever title he wants.



31 MAURICE ALEXANDER

Position: Safety
Ht./Wt.: 6-1/220
Birth Date: 2/16/91
College: Utah State
Hometown: St. Louis, Mo.
Experience: 2nd year (2nd Rams)
Acquired: D4-2014 (110th)

Career GP/GS (Playoffs): 15/1 (0/0)



TRANSACTIONS: Selected by the Rams in the fourth round (110th overall) of the 2014 NFL Draft (5/10/14).

2015 SEASON: Week 9 at Minnesota (11/8): Made his first NFL start...recorded his first career sack on Vikings QB Shaun Hill... also had four tackles (two solo)...added one special teams tackle...**Week 8 vs. San Francisco (11/1):** Saw action on defense and special teams...tallied three tackles (two solo)...**Week 7 vs. Cleveland (10/25):** Saw action on defense and special teams...**Week 5 at Green Bay (10/11):** Declared inactive...**Week 4 at Arizona (10/4):** Declared inactive...**Week 3 vs. Pittsburgh (9/27):** Saw action on special teams...**Week 2 at Washington (9/20):** Saw action on special teams...made one tackle...**Week 1 vs. Seattle (9/13):** Saw action on special teams.

2014 SEASON: Appeared in nine games and registered seven special teams tackles...**at Tampa Bay (9/14):** Made his NFL debut...saw action on special teams.


COLLEGE: Received All-Mountain West Conference honorable mention following 2013 season...started 21-of-25 games at strong safety for Utah State, finishing with 125 tackles (67 solo), including 6.5 sacks for minus 43 yards and 16 stops for losses of 73 yards...had one interception, seven pass deflections, two forced fumbles and a fumble recovery...started 13 13 games at strong safety during the 2013 season, recorded 80 tackles (40 solo) with 3.5 sacks for minus 27 yards and nine stops for losses of 47 yards...recovered one fumble and caused another...had one interception to go with six pass deflections... was not a member of Utah State's football program in 2012...2011 was his first season at Utah State, started eight games and played in 12, recorded 45 tackles (27 solo), 3.0 sacks for minus 16 yards and seven stops for losses totaling 26 yards...also had two quarterback hurries and one pass break-up...was a two-time first-team all-Western States Football League and first-team all-Region I selection at Arizona Western College...helped the Matadors to back-to-back league championships, including a 10-2 record in 2010, the first back-to-back bowl appearances for Arizona Western since 1980-81...led the WSFL and ranked 19th in National Junior College Athletic Association (NJCAA) with 98 tackles, including 19.0 for loss with 8.0 sacks, four pass break-ups, one interception and one forced fumble...the 19.0 tackles for loss was second in the NJCAA, while the 116 yards loss ranked first...finished two-year career with 179 tackles, 15.0 sacks and four interceptions.

PERSONAL: A two-year all-state Missouri Class 5A, two-time all-conference and two-year all-metro honoree at Eureka (Mo.) High School, helping the Wildcats to a pair of district championships, advancing to the state semi-finals twice...posted 134 tackles with 18.0 sacks his senior season...was also an all-state performer in wrestling and track, finishing third at the state wrestling championships...graduated from Utah State in the fall of 2013 with an interdisciplinary studies degree emphasizing in sociology and physical education...participated in numerous community events, including the St. Louis Rams Training Academy Youth Football Camp and United Way Kickoff for Charity Luncheon...son of Maurice Alexander and Lynette McAlpine...resides in St. Louis, Missouri.

MAURICE ALEXANDER NFL STATISTICS

| REGULAR SEASON | | | | | | | | | | | | | | | | |
|----------------|------|------|---------|------|---|------|------|-----|---------------|-----|----|----|---------|----|----|-----|
| Year | Team | G/S | Tackles | | | Asst | Sk | Yds | Interceptions | | | | Fumbles | | | Yds |
| | | | Total | Solo | | | | | Int | Yds | Lg | TD | PD | FF | FR | |
| 2014 | RAMS | 9/0 | 0 | 0 | 0 | 0.0 | 0.0 | 0 | 0 | 0 | 0 | 0 | 0 | 0 | 0 | 0 |
| 2015 | RAMS | 6/1 | 7 | 4 | 3 | 1.0 | 11.0 | 0 | 0 | 0 | 0 | 0 | 0 | 0 | 0 | 0 |
| Total | | 15/1 | 7 | 4 | 3 | 1.0 | 11.0 | 0 | 0 | 0 | 0 | 0 | 0 | 0 | 0 | 0 |


ADDITIONAL CAREER STATISTICS: Special Teams Tackles: 2015 (2), 2014 (7).



11 | TAVON AUSTIN

| | |
|-------------|---------------------|
| Position: | Wide Receiver |
| Ht./Wt.: | 5-8/176 |
| Birth Date: | 3/15/91 |
| College: | West Virginia |
| Hometown: | Baltimore, Md. |
| Experience: | 3rd year (3rd Rams) |
| Acquired: | D1-2013 (8th) |

Career GP/GS (Playoffs): 36/19 (0/0)



TRANSACTIONS: Selected No. 8 overall in the 2013 NFL Draft by the St. Louis Rams (4/25/13).

PRO: Has played in 36 games with 19 starts for the Rams...has been awarded NFC Special Teams Player of the Week honors three times...at Washington (12/7/14) for his 143 punt return yards, including a 78-yard punt return touchdown...at Indianapolis (11/10/13) when he notched a 98-yard punt return for a touchdown...his 145 punt return yards were the second-most in a single game in franchise history...became the first player in NFL history with a 95-plus yard punt-return touchdown and two 55-plus yard receiving touchdowns in the same game...vs. Seattle (9/13/15) for his 75-yard punt returned for a score...the Rams executed a trade with the Buffalo Bills in which the team gave up their 16th, 46th, 78th and 222nd picks to get Austin at No. 8...he became the ninth wide receiver drafted by the Rams in the first round and the first taken in the opening round since Torry Holt was selected No. 6 overall in the 1999 NFL Draft.

2015 SEASON: Week 9 at Minnesota (11/8): Started at wide receiver...led the team in receptions (four) for 15 yards...also had eight rushes for 66 yards...**Week 8 vs. San Francisco (11/1):** Started at wide receiver...tallied a 2-yard touchdown rush and added 66-yard touchdown reception...leads the team in touchdowns (7) this season, and points scored (42)...led the team in receptions (4) and receiving yards (98)...**Week 7 vs. Cleveland (10/25):** Started at wide receiver...led the team in receiving yards with 43 on four receptions...also had one rush for 21 yards...**Week 5 at Green Bay (10/11):** Started at wide receiver...scored on a 5-yard pass from QB Nick Foles...marked his fifth touchdown of the season, seventh career receiving touchdown and 14th total touchdown...**Week 4 at Arizona (10/4):** Started at wide receiver...led the team in receptions (six) and receiving yards (98), his second-highest receiving yardage total of his career...hauled in two receiving touchdowns from QB Nick Foles, marked the third game of his career that he had two receiving touchdowns...also added two rushes for 20 yards...**Week 3 vs. Pittsburgh (9/27):** Started at wide receiver...caught five passes for 38 yards...also had three punt returns for 32 yards, a 10.7-yard average...**Week 2 at Washington (9/20):** Started at wide receiver...caught one pass for six yards...led the team in rushing yards with 40 on four carries...**Week 1 vs. Seattle (9/13):** Rushed 11 yards into the endzone for the Rams' first touchdown of the season...also notched a 75-yard punt return to increase his career touchdown total to 11 (four receiving, four rushing, and three punt returns)...became the fifth player in the past 20 years to score a touchdown on a punt return and a rush in the same game...he is the first player in NFL history with a 75-plus yard punt-return touchdown in each of his first three seasons.

Austin earned NFC Special Teams Player of the Week honors vs. Seattle (9/13/15)

2014 SEASON: Caught 31 passes for 242 yards, carried the ball 36 times for 224 yards and two touchdowns, also returned 35 punts for 391 yards and one touchdown for a net total of 877 yards and three total touchdowns in 2014...**at San Diego (11/23):** Started at wide receiver...also saw action at running back and punt returner...ran the ball three times for 27 yards and one touchdown...notched three receptions for 11 yards...returned two punts for 44 yards...**at Washington (12/7):** Started at wide receiver, also saw action at punt returner...finished the day with 203 combined net yards (receiving yards-14, rushing yards-46, return yards-143) including a 78-yard punt return for a touchdown...marked the second punt returned for a touchdown of his career...earned NFC Special Teams Player of the Week honors...**vs. New York Giants (12/21):** Saw action at wide receiver and punt returner...hauled in one pass for 15 yards...finished the day with 25 yards on three carries...returned three punts for 61 yards including a long of 41 yards...

Austin earned NFC Special Teams Player of the Week honors at Washington (12/7/14)

2013 SEASON: Finished the season with 40 catches in 13 games and six total touchdowns (four receiving, one rushing and one via punt return)...became the first player in NFL history with a 95-yard punt return for touchdown, 80-yard touchdown reception and 65-yard rushing score in the same season...his 98-yard punt return at Indianapolis is tied for the third longest punt return of all-time in the NFL...marks the second longest punt return in franchise history, behind Robert Bailey's 103-yard return at New Orleans (10/23/94)...named NFC Special Teams Player of the month for November...**at Atlanta (9/15):** Earned his first NFL start...registered his first NFL touchdown on a 6-yard pass from QB Sam Bradford, and added a second touchdown reception on a 10-yard grab...finished the game with six receptions for 47 yards...**at Indianapolis (11/10):** Notched a 98-yard punt return for a touchdown...his 145 punt return yards were the second-most in a single game in franchise history...recorded a second score on a 57-yard reception from QB Kellen Clemens...tallied his third score of the day on a career-long 81-yard touchdown reception from Clemens...finished the game with 314 all-purpose yards (145 punt return, 138 receiving, 27 kickoff return and four yards rushing), the second-best single-game performance in team history...first player in NFL history with a 95-plus yard punt-return touchdown and two 55-plus yard receiving touchdowns in the same

Austin earned NFC Special Teams Player of the Week honors at Indianapolis (11/10/13)

game...joined Pro Football Hall of Famer Gale Sayers (December 12, 1965) and Randy Moss (November 26, 1998) as the only players age 22 or younger with three 50-plus yard touchdowns in the same game...finished the game with 142 scrimmage yards (138 receiving, four rushing) and 145 punt-return yards, joined by Steve Smith as the only players in NFL history with at least 140 scrimmage yards and 140 punt-return yards in the same game...earned NFC Special Teams Player of the Week and NFL Rookie of the Week honors...**vs. Chicago**

(11/24): Rushed 65 yards for a touchdown, the first rushing touchdown of his career...marks the Rams' longest rush since Marshall Faulk had a 70-yard rush (12/23/01)...the third player since 1940 with four 50-plus yard touchdowns in consecutive games, the other two are Jim Brown (Cle) and Gale Sayers (Chi)...marked his fourth consecutive touchdown of 57 yards or more.

COLLEGE: As a senior, named Big 12 Conference co-Special Teams Player of the Year...was the recipient of the Paul Hornung Award, given to the most versatile player in the nation...named a semi-finalist for the Biletnikoff Award (nation's top receiver)...received All-American first-team honors from The NFL Draft Report, American Football Coaches Association and CBS Sports as an all-purpose back, adding second-team honors from CBS Sports and the Walter Camp Foundation as a receiver...added All-Big 12 Conference first-team recognition as a kick returner and all-purpose back from the league's coaches and ESPN, while garnering second-team accolades as a receiver from the Associated Press...became the first Mountaineer to score a touchdown four different ways in one season (catch, rush, kick and punt return)...joined fellow wide-out Stedman Bailey in setting the school season-record with 114 receptions, ranking third nationally with an average of 8.77 grabs per game...led the nation with an average of 223.85 all-purpose yards per game, setting school and Big 12 season-records with a total of 2,910 yards, surpassing the old WVU mark of 2,574 yards by Austin in 2011 and the league record of 2,833 yards by Jeremy Maclin of Missouri in 2008...the only players in NCAA FBS history to gain more all-purpose yards in a season were Barry Sanders of Oklahoma State (3,250 in 1998), Ryan Benjamin of Pacific (2,995 in 1991) and Chris Johnson of East Carolina (2,960 in 2007)...gained at least 100 yards receiving in six contests and generated at least 200 all-purpose yards in seven games...as a junior, earned All-American first-team honors as a return specialist from The NFL Draft Report, CBS Sports and Phil Steele, and added third-team accolades from the Associated Press...All-Big East Conference first-team choice received league Special Teams Player of the Year and West Virginia Offensive Player of the Year recognition, in addition to being selected to the All-Bowl squads named by Yahoo! Sports, CBS Sports and College Football News...returned to slot receiver, starting 11 games, as he set a then-school season-record with 101 receptions for 1,186 yards (11.74 ypc) and eight touchdowns, topping the previous WVU mark of 77 grabs by David Saunders (1998)...his 268 yards gained on 19 punt returns (led the Big East and placed sixth in the FBS with a 14.11-yard average) was the 10th-highest total by a Mountaineer in a season...led the nation with an average of 198.00 all-purpose yards per game, as he touched the ball 172 times for a then school record 2,574 yards, joining Steve Slaton (2,104 in 2006) as the only Mountaineers to register 2,000 all-purpose yards in a season...as a sophomore, earned an All-Big East Conference first-team choice by the league's coaches...started 11 of the 13 games he appeared in at the "H" receiver position, ranking second on the team with 58 receptions for 787 yards (13.57 ypc) and eight touchdowns...rushed 16 times for 161 yards, returned 12 kickoffs for 230 yards (19.17 avg) and was third on the team with 1,178 all-purpose yards...earned the Freshman All-Big East Conference selection started at slot receiver vs. East Carolina, Auburn, Louisville and Pittsburgh while appearing in all 13 games.

PERSONAL: Multidisciplinary studies major at West Virginia and member of the Garrett Ford Academic Honor Roll...son of Cathy Green and the oldest of four children...attended Dunbar (Baltimore, Md.) High School, playing football for head coach Lawrence Smith...started at running back, but was often used in the slot and handled return duties...the two-time consensus Maryland Player of the Year and All-State choice closed his career as the state record-holder with 790 points scored, 123 total touchdowns, 9,258 all-purpose yards and 7,962 yards rushing...three-time Baltimore Sun Player of the Year and Digital Sports' All-Metro Offensive Player of the Year...participated in numerous community events, including Taste of the NFL, Hayes for the Holidays and the All-Community Ticket program - Tay-Awesome.

Austin is the Rams' first wide receiver chosen in the first round since Torry Holt was drafted No. 6 in the 1999 NFL



TAVON AUSTIN NFL STATISTICS

REGULAR SEASON

| Year | Team | Receiving | | | | | Rushing | | | | | |
|---------------|------|-----------|----|-----|------|-----|---------|-----|-----|------|-----|----|
| | | G/S | No | Yds | Avg | Lg | TD | Att | Yds | Avg | Lg | TD |
| 2013 | RAMS | 13/3 | 40 | 418 | 10.5 | 81t | 4 | 9 | 151 | 16.8 | 65t | 1 |
| 2014 | RAMS | 15/8 | 31 | 242 | 7.8 | 28 | 0 | 36 | 224 | 6.2 | 19 | 2 |
| 2015 | RAMS | 8/8 | 28 | 300 | 10.7 | 66t | 4 | 25 | 207 | 8.3 | 22 | 2 |
| TOTALS | | 36/19 | 99 | 960 | 9.7 | 81t | 8 | 70 | 582 | 8.3 | 65t | 5 |

| Year | Team | Punt Returns | | | | | Kickoff Returns | | | | |
|---------------|------|--------------|-----|------|-----|----|-----------------|-----|------|----|----|
| | | No | Yds | Avg | Lg | TD | Att | Yds | Avg | Lg | TD |
| 2013 | RAMS | 33 | 280 | 8.5 | 98t | 1 | 18 | 398 | 21.1 | 32 | 0 |
| 2014 | RAMS | 35 | 391 | 11.2 | 78t | 1 | 2 | 19 | 9.5 | 11 | 0 |
| 2015 | RAMS | 16 | 162 | 10.1 | 75t | 1 | 1 | 6 | 6.0 | 6 | 0 |
| TOTALS | | 84 | 833 | 9.9 | 98t | 3 | 21 | 423 | 20.1 | 32 | 0 |

SINGLE GAME HIGHS

Receptions – 6, many times, last at Arizona (10/4/15)

Yards – 138, at Indianapolis (11/10/13)

Rushing yards – 65, vs. Chicago (11/24/13)

Longest reception– 81, at Indianapolis (11/10/13)

Touchdowns – 3, at Indianapolis, (11/10/13)

TAVON AUSTIN GAME-BY-GAME STATISTICS

2015 ST. LOUIS RAMS

| Game | W/L | G/S | Receiving | | | | | Rushing | | | | | Returns | | | | | | | | | |
|--------------|------------|------------|-----------|------------|-------------|------------|----------|-----------|------------|------------|-----------|----------|-----------|----------|------------|------------|----------|----------|----------|------------|----------|----------|
| | | | No | Yds | Avg | Lg | TD | Att | Yds | Avg | Lg | TD | PR | FC | YDS | LG | TD | KR | YDS | AVG | LG | TD |
| SEA 9/13 | W | 1/1 | 2 | -2 | -1.0 | 7 | 0 | 4 | 17 | 4.3 | 16t | 1 | 2 | 1 | 85 | 75t | 1 | 0 | 0 | 0.0 | 0 | 0 |
| @WAS 9/20 | L | 1/1 | 1 | 6 | 6.0 | 6 | 0 | 4 | 40 | 10.0 | 16 | 0 | 0 | 0 | 0 | 0 | 0 | 0 | 0 | 0.0 | 0 | 0 |
| PIT 9/27 | L | 1/1 | 5 | 38 | 7.6 | 12 | 0 | 0 | 0 | 0.0 | 0 | 0 | 3 | 1 | 32 | 20 | 0 | 0 | 0 | 0.0 | 0 | 0 |
| @AZ 10/4 | W | 1/1 | 6 | 96 | 16.0 | 47 | 2 | 2 | 20 | 10.0 | 12 | 0 | 0 | 0 | 0 | 0 | 0 | 0 | 0 | 0.0 | 0 | 0 |
| @GB 10/11 | L | 1/1 | 2 | 6 | 3.0 | 5 | 1 | 3 | 22 | 7.3 | 15 | 0 | 2 | 0 | 4 | 6 | 0 | 0 | 0 | 0.0 | 0 | 0 |
| CLE 10/25 | W | 1/1 | 4 | 43 | 10.8 | 20 | 0 | 1 | 21 | 21.0 | 21 | 0 | 2 | 2 | 15 | 11 | 0 | 0 | 0 | 0.0 | 0 | 0 |
| SF 11/1 | W | 1/1 | 4 | 98 | 24.5 | 66t | 1 | 3 | 21 | 7.0 | 13 | 1 | 3 | 1 | -0.3 | 2 | 0 | 1 | 6 | 6.0 | 6 | 0 |
| @MIN 11/8 | L | 1/1 | 4 | 15 | 3.8 | 10 | 0 | 8 | 66 | 8.3 | 22 | 0 | 4 | 0 | 27 | 12 | 0 | 0 | 0 | 0.0 | 0 | 0 |
| CHI 11/15 | 0/0 | 0/0 | 0 | 0 | 0.0 | 0 | 0 | 0 | 0 | 0.0 | 0 | 0 | 0 | 0 | 0 | 0 | 0 | 0 | 0 | 0.0 | 0 | 0 |
| @BAL 11/22 | 0/0 | 0/0 | 0 | 0 | 0.0 | 0 | 0 | 0 | 0 | 0.0 | 0 | 0 | 0 | 0 | 0 | 0 | 0 | 0 | 0 | 0.0 | 0 | 0 |
| @CIN 11/29 | 0/0 | 0/0 | 0 | 0 | 0.0 | 0 | 0 | 0 | 0 | 0.0 | 0 | 0 | 0 | 0 | 0 | 0 | 0 | 0 | 0 | 0.0 | 0 | 0 |
| AZ 12/6 | 0/0 | 0/0 | 0 | 0 | 0.0 | 0 | 0 | 0 | 0 | 0.0 | 0 | 0 | 0 | 0 | 0 | 0 | 0 | 0 | 0 | 0.0 | 0 | 0 |
| DET 12/13 | 0/0 | 0/0 | 0 | 0 | 0.0 | 0 | 0 | 0 | 0 | 0.0 | 0 | 0 | 0 | 0 | 0 | 0 | 0 | 0 | 0 | 0.0 | 0 | 0 |
| TB 12/17 | 0/0 | 0/0 | 0 | 0 | 0.0 | 0 | 0 | 0 | 0 | 0.0 | 0 | 0 | 0 | 0 | 0 | 0 | 0 | 0 | 0 | 0.0 | 0 | 0 |
| @SEA 12/27 | 0/0 | 0/0 | 0 | 0 | 0.0 | 0 | 0 | 0 | 0 | 0.0 | 0 | 0 | 0 | 0 | 0 | 0 | 0 | 0 | 0 | 0.0 | 0 | 0 |
| @SF 1/3/16 | 0/0 | 0/0 | 0 | 0 | 0.0 | 0 | 0 | 0 | 0 | 0.0 | 0 | 0 | 0 | 0 | 0 | 0 | 0 | 0 | 0 | 0.0 | 0 | 0 |
| TOTAL | 4-4 | 8/8 | 28 | 300 | 10.7 | 66t | 4 | 25 | 207 | 8.3 | 22 | 2 | 16 | 5 | 162 | 75t | 1 | 1 | 6 | 6.0 | 6 | 0 |

2014 ST. LOUIS RAMS

| Game | W/L | G/S | Receiving | | | | | Rushing | | | | | Returns | | | | | | | | | |
|--------------|-------------|-------------|-----------|------------|------------|-----------|----------|-----------|------------|------------|-----------|----------|-----------|-----------|------------|------------|----------|----------|-----------|------------|-----------|----------|
| | | | No | Yds | Avg | Lg | TD | Att | Yds | Avg | Lg | TD | PR | FC | YDS | LG | TD | KR | YDS | AVG | LG | TD |
| MIN 9/7 | L | 1/0 | 3 | 34 | 11.3 | 28 | 0 | 3 | 5 | 1.7 | 5 | 0 | 5 | 0 | 24 | 19 | 0 | 0 | 0 | 0.0 | 0 | 0 |
| @TB 9/14 | W | 1/0 | 0 | 0 | 0.0 | 0 | 0 | 2 | 21 | 10.5 | 18 | 0 | 1 | 0 | -1 | -1 | 0 | 0 | 0 | 0.0 | 0 | 0 |
| DAL 9/21 | L | | | | | | | | | | Inactive | | | | | | | | | | | |
| PHI 10/5 | L | 1/0 | 2 | 33 | 16.5 | 22 | 0 | 0 | 0 | 0.0 | 0 | 0 | 2 | 0 | 7 | 4 | 0 | 0 | 0 | 0.0 | 0 | 0 |
| SF 10/13 | L | 1/1 | 4 | 35 | 8.8 | 9 | 0 | 3 | 16 | 5.3 | 8 | 0 | 2 | 3 | 12 | 12 | 0 | 0 | 0 | 0.0 | 0 | 0 |
| SEA 10/19 | W | 1/0 | 2 | 9 | 4.5 | 5 | 0 | 5 | 16 | 3.2 | 8 | 0 | 1 | 2 | -1 | -1 | 0 | 1 | 8 | 8.0 | 8 | 0 |
| @KC 10/26 | L | 1/0 | 2 | 12 | 6.0 | 9 | 0 | 2 | 7 | 3.5 | 4 | 0 | 2 | 1 | 42 | 38 | 0 | 1 | 11 | 11.0 | 11 | 0 |
| @SF 11/2 | W | 1/1 | 2 | 11 | 5.5 | 7 | 0 | 2 | 7 | 3.5 | 4 | 0 | 3 | 0 | 26 | 11 | 0 | 0 | 0 | 0.0 | 0 | 0 |
| @ARI 11/9 | L | 1/1 | 2 | 20 | 10.0 | 17 | 0 | 1 | 10 | 10.0 | 10 | 0 | 2 | 4 | 4 | 3 | 0 | 0 | 0 | 0.0 | 0 | 0 |
| DEN 11/16 | W | 1/1 | 2 | 10 | 5.0 | 5 | 0 | 2 | 11 | 5.5 | 9 | 0 | 2 | 3 | 13 | 10 | 0 | 0 | 0 | 0.0 | 0 | 0 |
| @SD 11/23 | L | 1/1 | 3 | 11 | 3.7 | 6 | 0 | 3 | 27 | 9.0 | 15 | 1 | 2 | 1 | 44 | 38 | 0 | 0 | 0 | 0.0 | 0 | 0 |
| OK 11/30 | W | 1/0 | 2 | 11 | 5.5 | 6 | 0 | 2 | 24 | 12.0 | 18t | 1 | 4 | 2 | 19 | 10 | 0 | 0 | 0 | 0.0 | 0 | 0 |
| @WAS 12/7 | W | 1/1 | 2 | 14 | 7.0 | 9 | 0 | 5 | 46 | 9.2 | 18 | 0 | 4 | 0 | 143 | 78t | 1 | 0 | 0 | 0.0 | 0 | 0 |
| ARI 12/11 | L | 1/1 | 2 | 14 | 7.0 | 10 | 0 | 1 | 8 | 8.0 | 8 | 0 | 2 | 4 | -2 | 2 | 0 | 0 | 0 | 0.0 | 0 | 0 |
| NYG 12/21 | L | 1/0 | 1 | 15 | 15.0 | 15 | 0 | 3 | 25 | 8.3 | 19 | 0 | 3 | 0 | 61 | 47 | 0 | 0 | 0 | 0.0 | 0 | 0 |
| @SEA 12/28 | L | 1/1 | 2 | 13 | 6.5 | 7 | 0 | 2 | 1 | 0.5 | 2 | 0 | 0 | 3 | 0 | 0 | 0 | 0 | 0 | 0.0 | 0 | 0 |
| TOTAL | 6-10 | 15/8 | 31 | 242 | 7.8 | 28 | 0 | 36 | 224 | 6.2 | 19 | 2 | 35 | 23 | 391 | 78t | 1 | 2 | 19 | 9.5 | 11 | 0 |

TAVON AUSTIN GAME-BY-GAME STATISTICS CONTINUED

| 2013 ST. LOUIS RAMS | | | | | | | | | | | | | | | | | | | | | | | |
|---------------------|-----|------------|-------------|-----------|------------|-------------|------------|----------|----------|------------|-------------|------------|----------|-----------|-----------|------------|------------|----------|-----------|------------|-------------|-----------|----------|
| Game | W/L | G/S | No | Receiving | | | | | Rushing | | | | | Returns | | | | | | | | | |
| | | | | Yds | Avg | Lg | TD | Att | Yds | Avg | Lg | TD | PR | FC | YDS | LG | TD | KR | YDS | AVG | LG | TD | |
| ARI 9/8 | W | 1/0 | 6 | 41 | 6.8 | 14 | 0 | 1 | -1 | -1 | -1 | 0 | 1 | 1 | 1 | 1 | 0 | 0 | 0 | 0.0 | 0 | 0 | |
| @ATL 9/15 | L | 1/1 | 6 | 47 | 7.8 | 11 | 2 | 2 | 8 | 4.0 | 7 | 0 | 4 | 1 | 6 | 5 | 0 | 0 | 0 | 0.0 | 0 | 0 | |
| @DAL 9/22 | L | 1/1 | 6 | 30 | 5.0 | 9 | 0 | 1 | 3 | 3.0 | 3 | 0 | 2 | 0 | 16 | 10 | 0 | 0 | 0 | 0.0 | 0 | 0 | |
| SF 9/26 | L | 1/0 | 2 | 6 | 3.0 | 4 | 0 | 0 | 0 | 0.0 | 0 | 0 | 6 | 1 | 19 | 14 | 0 | 0 | 0 | 0.0 | 0 | 0 | |
| JAC 10/6 | W | 1/0 | 3 | 32 | 10.7 | 25 | 0 | 0 | 0 | 0.0 | 0 | 0 | 4 | 0 | 15 | 11 | 0 | 0 | 0 | 0.0 | 0 | 0 | |
| @HOU 10/13 | W | 1/0 | 1 | 3 | 3.0 | 3 | 0 | 0 | 0 | 0.0 | 0 | 0 | 0 | 0 | 0 | 0 | 0 | 0 | 0 | 0.0 | 0 | 0 | |
| @CAR 10/20 | L | 1/0 | 5 | 39 | 7.8 | 24 | 0 | 0 | 0 | 0.0 | 0 | 0 | 3 | 0 | 26 | 20 | 0 | 2 | 47 | 23.5 | 32 | 0 | |
| SEA 10/28 | L | 1/0 | 2 | 9 | 4.5 | 12 | 0 | 0 | 0 | 0.0 | 0 | 0 | 3 | 2 | 7 | 7 | 0 | 3 | 79 | 26.3 | 32 | 0 | |
| TEN 11/3 | L | 1/0 | 0 | 0 | 0.0 | 0 | 0 | 1 | 6 | 6.0 | 6 | 0 | 3 | 1 | 33 | 25 | 0 | 1 | 25 | 25.0 | 25 | 0 | |
| @IND 11/10 | W | 1/0 | 2 | 138 | 69.0 | 81t | 2 | 1 | 4 | 4.0 | 4 | 0 | 4 | 2 | 145 | 98t | 1 | 1 | 27 | 27.0 | 27 | 0 | |
| CHI 11/24 | W | 1/0 | 2 | 39 | 19.5 | 32 | 0 | 1 | 65 | 65.0 | 65t | 1 | 1 | 1 | 1 | 1.0 | 0 | 1 | 24 | 24.0 | 24 | 0 | |
| @SF 12/1 | L | 1/1 | 4 | 25 | 6.3 | 8 | 0 | 1 | 10 | 10.0 | 10 | 0 | 1 | 1 | 10 | 10 | 0 | 4 | 67 | 16.8 | 20 | 0 | |
| @ARI 12/8 | L | 1/0 | 1 | 9 | 9.0 | 9 | 0 | 1 | 56 | 56.0 | 56 | 0 | 1 | 1 | 1 | 1 | 0 | 4 | 95 | 23.8 | 32 | 0 | |
| NO 12/15 | W | | | | | | | | | | Inactive | | | | | | | | | | | | |
| TB 12/22 | W | | | | | | | | | | Inactive | | | | | | | | | | | | |
| @SEA 12/29 | L | | | | | | | | | | Inactive | | | | | | | | | | | | |
| TOTAL | | 7-9 | 13/3 | 40 | 418 | 10.5 | 81t | 4 | 9 | 151 | 16.8 | 65t | 1 | 33 | 11 | 280 | 98t | 1 | 18 | 398 | 21.1 | 32 | 0 |



56 | AKEEM AYERS

| | |
|-------------|---------------------|
| Position: | Linebackers |
| Ht./Wt.: | 6-3/255 |
| Birth Date: | 7/10/89 |
| College: | UCLA |
| Hometown: | Los Angeles, Calif. |
| Experience: | 5th year (1st Rams) |
| Acquired: | FA-2015 |

Career GP/GS (Playoffs): 67/53 (3/0)



TRANSACTIONS: Signed a free agent contract with the St. Louis Rams (3/12/15)...acquired by the New England Patriots from Tennessee in a trade for an undisclosed draft pick (10/22/14)...originally selected by Tennessee in the second round (39th overall) of the 2011 NFL Draft.

PRO: Fifth-year pro has played in 67 games with 53 starts...won Super Bowl XLIX as a member of the New England Patriots...has 269 career tackles (201 solo), 13.0 sacks, three interceptions and 19 passes defended.

2015 SEASON: Week 9 at Minnesota (11/8): Started at linebacker...notched nine tackles (six solo) and one forced fumble...
Week 8 vs. San Francisco (11/1): Started at linebacker...recorded four tackles (one solo) and had three passes defended...
Week 7 vs. Cleveland (10/25): Started at linebacker...registered four tackles (three solo), one pass defended and one fumble recovery...
Week 5 at Green Bay (10/11): Saw action on defense...tallied one assisted tackle...
Week 4 at Arizona (10/4): Started at linebacker...recorded four solo tackles and one pass defended...
Week 3 vs. Pittsburgh (9/27): Saw action on defense and special teams...
Week 2 at Washington (9/20): Started at linebacker...made four tackles (two solo)...
Week 1 vs. Seattle (9/13): Started at linebacker in his Rams' debut...tallied two solo tackles.

2014 SEASON (NEW ENGLAND): Acquired by New England from Tennessee in a trade midseason and appeared in nine regular-season games with the Patriots and totaled 15 tackles, four sacks, one interception, one pass defended and three special teams tackles...played in a reserve role in all three playoff contests and made two special teams tackles...
vs. Chicago (10/26): made his Patriots debut...finished with four tackles and a nine-yard sack of QB Jay Cutler...
vs. Denver (11/2): Made his first start as a Patriot...sacked QB Peyton Manning for a nine-yard loss on a fourth-down play with just over two minutes left in the second quarter...also added three solo tackles and one special teams stop...
at San Diego (12/7): Started at linebacker and recorded his first interception as a Patriot, picked off QB Philip Rivers at the Patriots 30-yard line...also posted two tackles.

2014 SEASON (TENNESSEE): Was active in two of the Titans' first seven games...
vs. Dallas (9/14): Saw action as a reserve on special teams...
vs. Cleveland (10/5): Led the team with three special teams tackles.

2013 SEASON: Appeared in all 16 games for the third straight season...started 14 games at linebacker and collected 56 tackles, one sack, three stops for loss, four quarterback pressures, an interception, eight passes defended and a forced fumble...
vs. San Francisco (10/20): Tied for the team lead with nine tackles.

2012 SEASON: Played in all 16 games with 14 starts, leading the team with 110 tackles and tying for second on the squad with six sacks...also notched eight quarterback pressures, eight passes defended, four tackles for loss, an interception and a forced fumble...
vs. New England (9/9): Led the team with 11 tackles...
vs. Detroit (9/23): Registered a career-best 15 tackles.

2011 SEASON: Became the first Titans rookie to start all 16 games since safety Tank Williams in 2002...led all Titans linebackers with 88 tackles, the second-highest total for a Titans rookie since 1999 (103 by Alterraun Verner in 2010)...added two sacks, seven quarterback pressures, three tackles for loss, two passes defended, one forced fumble and one fumble recovery...
at Cleveland (10/2): Collected his first career sack by dropping Colt McCoy for a one-yard loss. **vs. Jacksonville (12/24):** Registered a career-best 10 tackles.

COLLEGE: Played in 37 games with 28 starts at strongside outside linebacker over three seasons at UCLA, recording 183 tackles with 14.0 sacks and 29½ tackles for loss...also caused seven fumbles, recovered four fumbles and tallied six interceptions for 100 yards with two touchdowns...earned All-America honors in his final two seasons and was one of five finalists for the 2010 Butkus Award...started all 12 games as a junior in 2010, earning second-team All-America honors from the Walter Camp Football Foundation and was one of five Butkus Award finalists, finishing third in voting...selected as a team captain and finished fourth on the team with 68 tackles, tied for first with four sacks and tied for second with two interceptions...named third-team Associated Press All-American, second-team Phil Steele All-American and first-team All-Pac-10...started all 13 games at strongside linebacker as a sophomore in 2009 and earned honorable mention All-Pac-10...tied a UCLA season record with two touchdowns on interceptions and scored three defensive touchdowns in all (one fumble return)...led the team with four forced fumbles and finished second on the team with six sacks and 14½ tackles for loss...named co-defensive winner of UCLA's Captain Don Brown Memorial Award for Most Improved Player...appeared in 12 games with three starts at strongside linebacker as a freshman in 2008, posting 40 tackles, four sacks, three passes defended and a forced fumble...was named to Rivals.com Pac-10 All-Freshman team, earned honorable mention All-Pac-10 from the league's coaches, and was the defensive co-winner of UCLA's John Boncheff, Jr. Memorial Award for Rookie of the Year...did not see action as a true freshman in 2007.

PERSONAL: Born Akeem Christopher Ayers on July 10, 1989, in Los Angeles, Calif...lettered three seasons at Verbum Dei High School in Los Angeles, Calif., playing defensive end, linebacker and wide receiver...named PrepStar All-American, SuperPrep All-

American and a four-star recruit as a defensive end by Rivals.com and Scout.com. Rated No. 50 player in nation by Scout.com. Rated No. 1 defensive end and No. 9 player in California by Scout.com...ranked No. 9 among outside linebackers by Rivals.com... member of Long Beach Press-Telegram Best in the West first team...named first-team All-State (Small Schools) by Cal-Hi Sports and CIF-Southern Section Mid Valley Defensive Player of the Year...led Verbum Dei to CIF Mid-Valley title...as a senior outside linebacker, he made 94 tackles and collected two quarterback sacks...totaled 21 receptions for 413 yards and nine touchdowns on offense...returned 20 kickoffs for 626 yards...has one brother, Kevin, and one sister, Jonnae...has twin daughters Peyton and Cassidy...majored in history at UCLA.

AKEEM AYERS NFL STATISTICS

REGULAR SEASON

| Year | Team | G/S | Tackles | | | | Yds | Interceptions | | | TD | PD | Fumbles | | Yds |
|-------|-------------|-------|---------|------|------|------|------|---------------|-----|----|----|----|---------|----|-----|
| | | | Total | Solo | Asst | Sk | | Int | Yds | Lg | | | FF | FR | |
| 2011 | Tennessee | 16/16 | 88 | 66 | 22 | 2.0 | 10.0 | 0 | 0 | 0 | 0 | 2 | 1 | 1 | 0 |
| 2012 | Tennessee | 16/14 | 110 | 79 | 31 | 6.0 | 35.0 | 1 | 2 | 2 | 0 | 8 | 1 | 0 | 0 |
| 2013 | Tennessee | 16/14 | 56 | 44 | 12 | 1.0 | 5.0 | 1 | 5 | 5 | 0 | 8 | 1 | 0 | 0 |
| 2014 | Tennessee | 2/0 | 0 | 0 | 0 | 0.0 | 0.0 | 0 | 0 | 0 | 0 | 0 | 0 | 0 | 0 |
| 2014 | New England | 9/4 | 15 | 12 | 3 | 4.0 | 35.0 | 1 | 0 | 0 | 0 | 1 | 0 | 0 | 0 |
| 2015 | RAMS | 8/6 | 27 | 17 | 10 | 0.0 | 0.0 | 0 | 0 | 0 | 0 | 5 | 1 | 1 | 0 |
| Total | | 67/53 | 296 | 218 | 78 | 13.0 | 85.0 | 3 | 7 | 5 | 0 | 24 | 4 | 2 | 0 |

POSTSEASON

| Year | Team | G/S | Tackles | | | | Yds | Interceptions | | | TD | PD | Fumbles | | Yds |
|------|-------------|-----|---------|------|------|-----|-----|---------------|-----|----|----|----|---------|----|-----|
| | | | Total | Solo | Asst | Sk | | Int | Yds | Lg | | | FF | FR | |
| 2014 | New England | 3/0 | 0 | 0 | 0 | 0.0 | 0 | 0 | 0 | 0 | 0 | 0 | 0 | 0 | 0 |

ADDITIONAL CAREER STATISTICS: Special Teams Tackles: 2014 (Tenn: 3, NE: 3, NE Postseason: 2), 2011 (5), Total: 13.

SINGLE GAME HIGHS

Total Tackles – 15, vs. Detroit (9/23/12)
 Solo Tackles – 11, vs. Detroit (9/23/12)
 Passes Defensed – 2, many times, last at Indianapolis (12/1/13)
 Interceptions – 1, few times, last at San Diego (12/7/14)
 Sacks - 1.0, many times, last vs. Buffalo (12/28/14)

AKEEM AYERS GAME-BY-GAME STATISTICS

2015 ST. LOUIS RAMS

| Game | W/L | P/S | T | S | A | Sk | Yds | Int | Yds | Lg | TD | PD | FF | FR | Yds |
|-------------|-----|-----|----|----|----|-----|------|-----|-----|----|----|----|----|----|-----|
| SEA 9/13 | W | 1/1 | 2 | 2 | 0 | 0.0 | 0.0 | 0 | 0 | 0 | 0 | 0 | 0 | 0 | 0 |
| @WASH 9/20 | L | 1/1 | 4 | 2 | 2 | 0.0 | 0.0 | 0 | 0 | 0 | 0 | 0 | 0 | 0 | 0 |
| PIT 9/27 | L | 1/0 | 0 | 0 | 0 | 0.0 | 0.0 | 0 | 0 | 0 | 0 | 0 | 0 | 0 | 0 |
| @ARIZ 10/4 | W | 1/1 | 3 | 3 | 0 | 0.0 | 0.0 | 0 | 0 | 0 | 1 | 0 | 0 | 0 | 0 |
| @GB 9/11 | L | 1/0 | 1 | 0 | 1 | 0.0 | 0.0 | 0 | 0 | 0 | 0 | 0 | 0 | 0 | 0 |
| CLEV 9/25 | W | 1/1 | 4 | 3 | 1 | 0.0 | 0.0 | 0 | 0 | 0 | 1 | 0 | 1 | 0 | 0 |
| SF 11/1 | W | 1/1 | 4 | 1 | 3 | 0.0 | 0.0 | 0 | 0 | 0 | 3 | 0 | 0 | 0 | 0 |
| @MINN 11/8 | L | 1/1 | 9 | 6 | 3 | 0.0 | 0.0 | 0 | 0 | 0 | 0 | 1 | 0 | 0 | 0 |
| CHI 11/15 | 0/0 | 0/0 | 0 | 0 | 0 | 0.0 | 0.0 | 0 | 0 | 0 | 0 | 0 | 0 | 0 | 0 |
| @BAL 11/22 | 0/0 | 0/0 | 0 | 0 | 0 | 0.0 | 0.0 | 0 | 0 | 0 | 0 | 0 | 0 | 0 | 0 |
| @CIN 11/29 | 0/0 | 0/0 | 0 | 0 | 0 | 0.0 | 0.0 | 0 | 0 | 0 | 0 | 0 | 0 | 0 | 0 |
| ARIZ 12/6 | 0/0 | 0/0 | 0 | 0 | 0 | 0.0 | 0.0 | 0 | 0 | 0 | 0 | 0 | 0 | 0 | 0 |
| DET 12/13 | 0/0 | 0/0 | 0 | 0 | 0 | 0.0 | 0.0 | 0 | 0 | 0 | 0 | 0 | 0 | 0 | 0 |
| TAMPA 12/17 | 0/0 | 0/0 | 0 | 0 | 0 | 0.0 | 0.0 | 0 | 0 | 0 | 0 | 0 | 0 | 0 | 0 |
| @SEA 12/27 | 0/0 | 0/0 | 0 | 0 | 0 | 0.0 | 0.0 | 0 | 0 | 0 | 0 | 0 | 0 | 0 | 0 |
| @SF 1/3/16 | 0/0 | 0/0 | 0 | 0 | 0 | 0.0 | 0.0 | 0 | 0 | 0 | 0 | 0 | 0 | 0 | 0 |
| TOTAL | 4-4 | 8/6 | 27 | 17 | 10 | 1.0 | 11.0 | 0 | 0 | 0 | 5 | 1 | 1 | 1 | 0 |

2014 TENNESSEE TITANS

| Game | W/L | P/S | T | S | A | Sk | Yds | Int | Yds | Lg | TD | PD | FF | FR | Yds |
|------------|-----|-----|---|---|---|----------|-----|-----|-----|----|----|----|----|----|-----|
| @KC 9/7 | W | | | | | Inactive | | | | | | | | | |
| DAL 9/14 | L | 1/0 | 0 | 0 | 0 | 0.0 | 0.0 | 0 | 0 | 0 | 0 | 0 | 0 | 0 | 0 |
| @CIN 9/21 | L | | | | | Inactive | | | | | | | | | |
| @IND 9/28 | L | | | | | Inactive | | | | | | | | | |
| CLE 10/5 | L | 1/0 | 0 | 0 | 0 | 0.0 | 0.0 | 0 | 0 | 0 | 0 | 0 | 0 | 0 | 0 |
| JAC 10/12 | W | | | | | Inactive | | | | | | | | | |
| @WAS 10-19 | L | | | | | Inactive | | | | | | | | | |
| TOTAL | 2-5 | 2/0 | 0 | 0 | 0 | 0.0 | 0 | 0 | 0 | 0 | 0 | 0 | 0 | 0 | 0 |

2013 TENNESSEE TITANS

| Game | W/L | P/S | T | S | A | Sk | Yds | Int | Yds | Lg | TD | PD | FF | FR | Yds |
|------------|-----|-------|----|----|----|-----|-----|-----|-----|----|----|----|----|----|-----|
| @PIT 9/8 | W | 1/1 | 0 | 0 | 0 | 0.0 | 0.0 | 0 | 0 | 0 | 0 | 0 | 0 | 0 | 0 |
| @HOU 9/15 | L | 1/1 | 3 | 2 | 1 | 0.0 | 0.0 | 0 | 0 | 0 | 1 | 0 | 0 | 0 | 0 |
| SD 9/22 | W | 1/1 | 1 | 1 | 0 | 1.0 | 5.0 | 0 | 0 | 0 | 1 | 0 | 0 | 0 | 0 |
| NYJ 9/29 | W | 1/0 | 5 | 3 | 2 | 0.0 | 0.0 | 0 | 0 | 0 | 0 | 0 | 0 | 0 | 0 |
| KC 10/6 | L | 1/1 | 5 | 3 | 2 | 0.0 | 0.0 | 0 | 0 | 0 | 0 | 0 | 0 | 0 | 0 |
| @SEA 10/13 | L | 1/1 | 3 | 2 | 1 | 0.0 | 0.0 | 0 | 0 | 0 | 0 | 0 | 0 | 0 | 0 |
| SF 10/20 | L | 1/1 | 9 | 8 | 1 | 0.0 | 0.0 | 0 | 0 | 0 | 0 | 0 | 0 | 0 | 0 |
| @STL 11/3 | W | 1/1 | 5 | 4 | 1 | 0.0 | 0.0 | 0 | 0 | 0 | 1 | 0 | 0 | 0 | 0 |
| JAC 11/10 | L | 1/1 | 3 | 3 | 0 | 0.0 | 0.0 | 0 | 0 | 0 | 1 | 0 | 0 | 0 | 0 |
| IND 11/14 | L | 1/1 | 8 | 6 | 2 | 0.0 | 0.0 | 0 | 0 | 0 | 1 | 0 | 0 | 0 | 0 |
| @OAK 11/24 | W | 1/1 | 7 | 6 | 1 | 0.0 | 0.0 | 0 | 0 | 0 | 1 | 0 | 0 | 0 | 0 |
| @IND 12/1 | L | 1/1 | 1 | 1 | 0 | 0.0 | 0.0 | 0 | 0 | 0 | 2 | 0 | 0 | 0 | 0 |
| @DEN 12/8 | L | 1/0 | 0 | 0 | 0 | 0.0 | 0.0 | 0 | 0 | 0 | 0 | 0 | 0 | 0 | 0 |
| AZ 12/15 | L | 1/1 | 2 | 2 | 0 | 0.0 | 0.0 | 0 | 0 | 0 | 0 | 0 | 0 | 0 | 0 |
| @JAC 12/22 | W | 1/1 | 2 | 1 | 1 | 0.0 | 0.0 | 0 | 0 | 0 | 0 | 0 | 0 | 0 | 0 |
| HOU 12/29 | W | 1/1 | 2 | 2 | 0 | 0.0 | 0.0 | 1 | 5.0 | 5 | 0 | 1 | 1 | 0 | 0 |
| TOTAL | 7-9 | 16/14 | 56 | 44 | 12 | 1.0 | 5.0 | 1 | 5.0 | 5 | 0 | 8 | 1 | 0 | 0 |

2012 TENNESSEE TITANS

| Game | W/L | P/S | T | S | A | Sk | Yds | Int | Yds | Lg | TD | PD | FF | FR | Yds |
|------------|------|-------|-----|----|----|-----|------|-----|-----|-----|----|----|----|----|-----|
| NE 9/9 | L | 1/1 | 11 | 7 | 4 | 0.0 | 0.0 | 0 | 0 | 0 | 0 | 1 | 0 | 0 | 0 |
| @SD 9/16 | L | 1/1 | 9 | 8 | 1 | 0.0 | 0.0 | 0 | 0 | 0 | 0 | 1 | 0 | 0 | 0 |
| DET 9/23 | W | 1/1 | 15 | 11 | 4 | 1.0 | 8.0 | 0 | 0 | 0 | 0 | 1 | 0 | 0 | 0 |
| @HOU 9/30 | L | 1/1 | 8 | 5 | 3 | 0.0 | 0.0 | 0 | 0 | 0 | 0 | 1 | 0 | 0 | 0 |
| @MIN 10/7 | L | 1/1 | 7 | 5 | 2 | 0.0 | 0.0 | 0 | 0 | 0 | 0 | 1 | 0 | 0 | 0 |
| PIT 10/11 | W | 1/1 | 6 | 4 | 2 | 0.0 | 0.0 | 0 | 0 | 0 | 0 | 1 | 0 | 0 | 0 |
| @BUF 10/21 | W | 1/1 | 4 | 3 | 1 | 0.0 | 0.0 | 0 | 0 | 0 | 0 | 1 | 0 | 0 | 0 |
| IND 10/28 | L | 1/1 | 7 | 3 | 4 | 0.0 | 0.0 | 0 | 0 | 0 | 0 | 1 | 0 | 0 | 0 |
| CHI 11/4 | L | 1/1 | 8 | 6 | 2 | 1.0 | 0.0 | 0 | 0 | 0 | 0 | 1 | 0 | 0 | 0 |
| @MIA 11/11 | W | 1/1 | 2 | 1 | 1 | 0.0 | 0.0 | 1 | 2.0 | 2.0 | 0 | 2 | 0 | 0 | 0 |
| @JAC 11/25 | L | 1/1 | 5 | 5 | 0 | 1.0 | 7.0 | 0 | 0 | 0 | 0 | 1 | 0 | 0 | 0 |
| HOU 12/2 | L | 1/0 | 6 | 5 | 1 | 0.0 | 0.0 | 0 | 0 | 0 | 0 | 2 | 0 | 0 | 0 |
| @IND 12/9 | L | 1/1 | 2 | 1 | 1 | 0.0 | 0.0 | 0 | 0 | 0 | 0 | 1 | 0 | 0 | 0 |
| NYJ 12/17 | W | 1/1 | 6 | 4 | 2 | 1.0 | 8.0 | 0 | 0 | 0 | 0 | 1 | 0 | 0 | 0 |
| @GB 12/23 | L | 1/0 | 6 | 5 | 1 | 0.0 | 0.0 | 0 | 0 | 0 | 0 | 1 | 0 | 0 | 0 |
| JAC 12/30 | W | 1/1 | 8 | 6 | 2 | 1.0 | 5.0 | 0 | 0 | 0 | 0 | 1 | 0 | 0 | 0 |
| TOTAL | 6-10 | 16/14 | 110 | 79 | 31 | 6.0 | 35.0 | 1 | 2.0 | 2.0 | 0 | 8 | 1 | 0 | 0 |

AKEEM AYERS GAME-BY-GAME STATISTICS

| 2011 TENNESSEE TITANS | | | | | | | | | | | | | | | | |
|-----------------------|------------|--------------|-----------|-----------|-----------|------------|-------------|----------|----------|----------|----------|----------|----------|----------|----------|----------|
| Game | W/L | P/S | T | S | A | Sk | Yds | Int | Yds | Lg | TD | PD | FF | FR | Yds | |
| @JAC 9/11 | L | 1/1 | 7 | 6 | 1 | 0.0 | 0.0 | 0 | 0 | 0 | 0 | 0 | 0 | 0 | 0 | 0 |
| BAL 9/18 | W | 1/1 | 3 | 1 | 2 | 0.0 | 0.0 | 0 | 0 | 0 | 0 | 0 | 0 | 0 | 0 | 0 |
| DEN 9/25 | W | 1/1 | 6 | 3 | 3 | 0.0 | 0.0 | 0 | 0 | 0 | 0 | 0 | 0 | 0 | 0 | 0 |
| @CLE 10/2 | W | 1/1 | 4 | 3 | 1 | 1.0 | 1.0 | 0 | 0 | 0 | 0 | 0 | 0 | 0 | 0 | 0 |
| @PIT 10/9 | L | 1/1 | 2 | 1 | 1 | 0.0 | 0.0 | 0 | 0 | 0 | 0 | 0 | 0 | 0 | 0 | 0 |
| HOU 10/23 | L | 1/1 | 2 | 2 | 0 | 0.0 | 0.0 | 0 | 0 | 0 | 0 | 0 | 0 | 0 | 0 | 0 |
| IND 1/30 | W | 1/1 | 2 | 1 | 1 | 0.0 | 0.0 | 0 | 0 | 0 | 0 | 0 | 0 | 0 | 0 | 0 |
| CIN 11/6 | L | 1/1 | 6 | 4 | 2 | 0.0 | 0.0 | 0 | 0 | 0 | 0 | 0 | 0 | 0 | 0 | 0 |
| @CAR 11/13 | W | 1/1 | 7 | 7 | 0 | 1.0 | 9.0 | 0 | 0 | 0 | 0 | 1 | 0 | 1 | 0 | 0 |
| @ATL 11/20 | L | 1/1 | 7 | 6 | 1 | 0.0 | 0.0 | 0 | 0 | 0 | 0 | 1 | 0 | 0 | 0 | 0 |
| TB 11/27 | W | 1/1 | 8 | 8 | 0 | 0.0 | 0.0 | 0 | 0 | 0 | 0 | 0 | 0 | 0 | 0 | 0 |
| @BUF 12/4 | W | 1/1 | 6 | 4 | 2 | 0.0 | 0.0 | 0 | 0 | 0 | 0 | 0 | 0 | 0 | 0 | 0 |
| NO 12/11 | L | 1/1 | 8 | 6 | 2 | 0.0 | 0.0 | 0 | 0 | 0 | 0 | 0 | 0 | 0 | 0 | 0 |
| @IND 12/18 | L | 1/1 | 5 | 4 | 1 | 0.0 | 0.0 | 0 | 0 | 0 | 0 | 0 | 0 | 1 | 0 | 0 |
| JAC 12/24 | W | 1/1 | 10 | 5 | 5 | 0.0 | 0.0 | 0 | 0 | 0 | 0 | 0 | 0 | 0 | 0 | 0 |
| @HOU 1/1/12 | W | 1/1 | 5 | 5 | 0 | 0.0 | 0.0 | 0 | 0 | 0 | 0 | 0 | 0 | 0 | 0 | 0 |
| TOTAL | 9-7 | 16/16 | 88 | 66 | 22 | 2.0 | 10.0 | 0 | 0 | 0 | 0 | 2 | 1 | 1 | 0 | 0 |



61 | TIM BARNES

| | |
|-------------|---------------------|
| Position: | Center |
| Ht./Wt.: | 6-4/300 |
| Birth Date: | 5/14/88 |
| College: | Missouri |
| Hometown: | Longwood, Mo. |
| Experience: | 4th year (4th Rams) |
| Acquired: | FA-2011 |

Career GP/GS (Playoffs): 53/12 (0/0)



TRANSACTIONS: Signed free agent contract with the Rams (3/31/15)...signed an exclusive rights tender with St. Louis (5/6/13)... signed to the Rams' active roster (9/14/12), after being released from the practice squad...signed to a reserve/future contract (1/2/11), after being signed to the practice squad (9/13/11)...released from Baltimore (9/3/11), after originally signing with the Ravens (7/28/11).

PRO: Fourth-year pro has competed in 53 games with 12 starts.

2015 SEASON: Week 9 at Minnesota (11/8): Started at center...**Week 8 vs. San Francisco (11/1):** Started at center...helped block for the offense to gain 19 first downs...**Week 7 vs. Cleveland (10/25):** Started at center...helped open up running lanes for RB Todd Gurley to rush for 128 yards...**Week 5 at Green Bay (10/11):** Started at center...**Week 4 at Arizona (10/4):** Started at center...helped block for three receiving touchdowns...**Week 3 vs. Pittsburgh (9/27):** Started at center...**Week 2 at Washington (9/20):** Started at center...**Week 1 vs. Seattle (9/13):** Started at center...helped block for 352 total net yards.

2014 SEASON: Saw action in 14 games on offense and on special teams...**vs. New York Giants (12/21):** Saw action on special teams...returned one kickoff for seven yards.

2013 SEASON: Played in 16 games...started at center for an injured Scott Wells Weeks 14 through 17...**at Arizona (12/8):** Made his first NFL start at center...**vs. New Orleans (12/15):** Started at center...helped block for RB Zac Stacy to record 133 yards on 28 carries...**vs. Tampa Bay (12/22):** Started at center...part of an offensive line that helped RB Zac Stacy rack up his second consecutive game with 100-plus rushing yards.

2012 SEASON: Saw action in 15 games on offense and special teams...**vs. Washington (9/17):** Saw his first NFL action on special teams.

COLLEGE: Made all 13 starts for the Tigers at center as a senior in 2009...part of an offensive line that gave up just 20 sacks in 13 games on the season (467 passing attempts in all)...named to the watch list for the Rimington Award, which is given to the nation's top offensive lineman... earned Team Underclassmen Leadership Award...earned All-Big 12 Honorable Mention recognition from league coaches in 2008...also earned honorable mention All-Big 12 (Coaches) and Spring Team Most Improved Offensive Lineman...in 2007, made the move to center before the season, where he served as understudy for Rimington finalist Adam Spieker...an excellent student who earned second-team Academic All-Big 12 honors for his work in the classroom...redshirted in his first season in the program in 2006, working as part of the practice squad...one of the most highly-coveted high school prospects in the state of Missouri who was an early commitment to Mizzou, the summer prior to his junior season...ranked as the No. 4 overall prospect in the state of Missouri by Rivals, and as the No. 23 offensive guard prospect in the nation...majored in history.

PERSONAL: Earned numerous All-State, all-conference and all-district honors during his career at Pettis County Northwest High School in Hughesville, Mo...excellent all-around athlete who was a four-year letter winner in basketball and a two-year letterman in baseball, in addition to his exploits on the gridiron...also earned 1st-Team all-conference and all-district honors in basketball, as well...parents are Jeff and Becky Barnes...participated in numerous community events, including the Taste of the NFL, Urban League Turkey Distribution and Rams ReciPEs...married to Lindsay with two children: Madeline and son Jackson and a dog, Oscar.

BARNES' Games Played Stats: RAMS 2015 (7/7), 2014 (14/0), RAMS 2013 (16/4), 2012 (15/0). **TOTAL: (53/12).**



26 | MARK BARRON

| | |
|-------------|---------------------|
| Position: | Safety |
| Ht./Wt.: | 6-2/213 |
| Birth Date: | 10/27/89 |
| College: | Alabama |
| Hometown: | Mobile, Ala. |
| Experience: | 4th year (2nd Rams) |
| Acquired: | T(TB)-'14 |

Career GP/GS (Playoffs): 54/43 (0/0)



TRANSACTIONS: Acquired by the St. Louis Rams via trade in exchange for undisclosed draft picks (10/29/14)...originally selected by the Tampa Bay Buccaneers in the first round of the 2012 draft (7th overall).

PRO: Fourth-year pro...appeared in nine games and started two for the Rams in 2014...started all 37 games he has played in with the Bucs, totaled 225 tackles, 19 passes defended, three interceptions, one forced fumble, two fumble recoveries and two sacks during his career in Tampa Bay...started in his NFL debut against Carolina (9/9/12).

2015 SEASON: Week 9 at Minnesota (11/8): Started on defense...registered eight tackles (seven solo)...**Week 8 vs. San Francisco (11/1):** Started on defense...led the team in tackles for the second-consecutive week with 11 (10 solo)...also had one pass defended...made one special teams tackle...**Week 7 vs. Cleveland (10/25):** Started at linebacker...notched a career-high 19 tackles (16 solo)...also had two forced fumbles...**Week 5 at Green Bay (10/11):** Started at linebacker...tipped a pass from Packers QB Aaron Rodgers, which was intercepted by LB James Laurinatis to end Rodgers' streak of 586 consecutive passes at Lambeau without an interception...also notched six tackles (four solo) and three passes defended...**Week 4 at Arizona (10/4):** Saw action on defense and special teams...registered five tackles (four solo)...forced a fumble on the opening kickoff, marked his second forced fumble of his career...**Week 3 vs. Pittsburgh (9/27):** Saw action on defense and special teams...sacked Steelers QB Ben Roethlisberger for a 6-yard loss...marked his fourth sack as a Ram, and his sixth career...added three solo tackles...**Week 2 at Washington (9/20):** Saw action on defense...notched six tackles (five solo)...**Week 1 vs. Seattle (9/13):** Saw action on defense and special teams...notched five tackles (three solo) and two quarterback hits.

2014 SEASON (ST. LOUIS): Acquired by the St. Louis Rams via trade from the Tampa Bay Buccaneers in exchange for undisclosed draft picks (10/29/14)...posted 23 tackles (16 solo), a single-season high 3.0 sacks, and one pass defended in nine games as a Ram...**at San Francisco (11/2):** Made his Rams debut...saw action on special teams...notched one special teams tackle...**at Arizona (11/9):** Saw action on defense and on special teams...tallied six tackles (four solo) and recorded his first sack as a Ram...**vs. Oakland (11/30):** Recorded his first start as a Ram at cornerback...recorded four tackles (two solo)...posted one pass defended...**at Washington (12/7):** Saw action on defense and on special teams...notched three tackles (two solo) and 1.0 sack...tallied one special teams tackle...**at Seattle (12/28):** Saw action on defense and on special teams...notched 1.0 sack...

2014 SEASON (TAMPA BAY): Started seven-of-seven games with the Bucs...made 48 tackles (34 solo)...**vs. Baltimore (10/12):** Posted seven tackles...**at New Orleans (10/5):** Recorded nine tackles and tied a career-high with two passes defended...**at Pittsburgh (9/28):** Notched seven tackles...**at Atlanta (9/18):** Tallied seven tackles and one fumble recovery...**vs. St. Louis (9/14):** Registered eight tackles and one pass defended...**vs. Carolina (9/7):** Recorded seven tackles.

2013 SEASON: One of three defensive backs and 22 NFL players with 85-plus tackles, 2-plus interceptions and 2-plus sacks...ranked third on the Bucs with 88 tackles, including three for loss, two sacks, two interceptions, six passes defended and one fumble recovery...his two sacks were the most by a Buccaneers safety since Dexter Jackson recorded 2.5 in 2001...**vs. New Orleans (9/15):** Recorded a career-high 13 tackles, including one for loss, first career half-sack and a pass defended...**at New England (9/22):** Led team with 11 tackles and added an interception and half-sack...**at Seattle (11/3):** Led team with 11 (10 solo) tackles and an interception

COLLEGE: One of four Alabama players to be selected in the first round of the 2012 Draft, tying a school record set in 2011...second safety in Alabama football history to be selected in the first round, joining George Teague (29th overall in 1993)...two-time team captain that started 39-of-53 games played (2008-11), including every game he played in his sophomore, junior and senior seasons...recorded 237 career tackles to go with 12 interceptions, 22 passes defended, 13 tackles for loss, 5.0 sacks, seven quarterback pressures, one forced fumble and one fumble recovery...his 12 interceptions rank tied for the eighth-most in school history...two-time first-team All-American...three-time All-SEC Selection...as a senior, started all 13 games at safety, ranking second on the team with 68 tackles to go with two interceptions, one sack, five tackles for loss and one fumble recovery...led defense that finished ranked first nationally in total defense (183.6 ypg), scoring defense (8.2 ppg), rushing defense (72.2 ypg), pass efficiency defense (83.7) and pass defense (111.5), just the second defense (1986 Oklahoma) to ever accomplish that feat...named Alabama Defensive Player of the Week seven times by coaches...unanimous first-team All-American (AFCA, Associated Press, FWAA, Walter Camp, Sporting News, ESPN.com, SI.com, Rivals.com and Pro Football Weekly)...finalist for both the Jim Thorpe Award (Top Defensive Back) and Chuck Bednarik Award (Top Defensive Player)...started all 12 games he played at safety as a junior, leading the team with 75 tackles, including 54 solo...semifinalist for the Thorpe Award and a quarterfinalist for the Lott Trophy (Defensive IMPACT Player of the Year)...First-team FWAA All-American...First-team All-SEC selection by league

coaches and the Associated Press...six-time Alabama Defensive Player of the Week by coaching staff...as a sophomore, started all 14 games of the season at safety, ranking eighth nationally and first in the SEC with seven interceptions and second on the team with 76 tackles...seven interceptions tied for fourth-most in single season in team history...led the SEC – along with teammate Marquis Johnson – and ranked sixth nationally in passes defended with 18...first-team All-SEC selection and a third-team All-American by the Associated Press.

PERSONAL: Attended St. Paul's Episcopal High School (Mobile, Alabama)...SuperPrep and Scout.com regarded him as the eighth-best player in the state of Alabama, as he earned a five-star prospect ranking and was named first-team All-American by Scout.com during his senior campaign...during his senior season, he rushed for 1,094 yards on 122 carries with 15 touchdowns, and closed out his career when he was named the MVP of the 2007 Class 5A state championship game...had 785 yards rushing as a junior on 78 carries and added 368 receiving yards on 23 catches, scoring a total of 12 touchdowns...in addition to playing football, Barron also competed in track and field, where he won multiple Class 5A individual state titles in events ranging from shot put to long jump during the 2008 season...son of Mark Sellers and Michelle Barron...born Mark Barron on October 27, 1989, in Mobile, Alabama...attended the Buccaneers' 2013 Draft Party, presented by Miller Lite, greeting fans and signing autographs...participated in the annual "Chalk Talk with the Buccaneers" chamber of commerce luncheon in September 2012, greeting fans and speaking on the excitement for the 2012 season...in June 2012, visited MacDill Air Force Base to tour a hurricane aircraft, witness a military dog training session, and thank civilian workers and active duty military for their service...along with the 2012 rookie class, visited St. Joseph's Children's Hospital to greet patients recovering from injury and illness...majored in consumer affairs.

MARK BARRON NFL STATISTICS

REGULAR SEASON

| Year | Team | G/S | Tackles | | | | | Interceptions | | | | Fumbles | | | Yds |
|-------|-----------|-------|---------|------|------|-----|------|---------------|-----|----|----|---------|----|----|-----|
| | | | Total | Solo | Asst | Sk | Yds | Int | Yds | Lg | TD | PD | FF | FR | |
| 2012 | Tampa Bay | 16/16 | 89 | 72 | 17 | 0.0 | 0.0 | 1 | 12 | 12 | 0 | 10 | 1 | 0 | 0 |
| 2013 | Tampa Bay | 14/14 | 88 | 70 | 18 | 2.0 | 9.5 | 2 | 0 | 0 | 0 | 6 | 0 | 1 | 0 |
| 2014 | Tampa Bay | 7/7 | 48 | 34 | 14 | 0.0 | 0.0 | 0 | 0 | 0 | 0 | 3 | 0 | 1 | 8 |
| 2014 | RAMS | 9/2 | 23 | 16 | 7 | 3.0 | 16.0 | 0 | 0 | 0 | 0 | 1 | 0 | 0 | 0 |
| 2015 | RAMS | 8/4 | 63 | 52 | 11 | 1.0 | 5.0 | 0 | 0 | 0 | 0 | 4 | 2 | 0 | 0 |
| Total | | 54/43 | 311 | 244 | 67 | 6.0 | 30.5 | 3 | 12 | 12 | 0 | 24 | 3 | 2 | 8 |

ADDITIONAL CAREER STATISTICS: Special Teams Tackles: RAMS 2015 (2), 2014 (5), Bucs 2014 (1). Forced one fumble on special teams on kickoff (at Arizona, 10/4/15).

SINGLE GAME HIGHS

Tackles: 19, vs. Cleveland (10/25/15)
 Passes Defensed: 2, many times, last at New Orleans (10/5/14)
 Interceptions: 1, three times, last at Seattle (11/3/13)
 Sacks: 1.0, many times, last vs. Pittsburgh (9/27/15)

MARK BARRON GAME-BY-GAME STATISTICS

2015 ST. LOUIS RAMS

| Game | W/L | P/S | T | S | A | Sk | Yds | Int | Yds | Lg | TD | PD | FF | FR | Yds |
|-------------|-----|-----|----|----|----|-----|-----|-----|-----|----|----|----|----|----|-----|
| SEA 9/13 | W | 1/0 | 5 | 3 | 2 | 0.0 | 0 | 0 | 0 | 0 | 0 | 0 | 0 | 0 | 0 |
| @WASH 9/20 | L | 1/0 | 6 | 5 | 1 | 0.0 | 0 | 0 | 0 | 0 | 0 | 0 | 0 | 0 | 0 |
| PIT 9/27 | L | 1/0 | 3 | 3 | 0 | 1.0 | 5.0 | 0 | 0 | 0 | 0 | 0 | 0 | 0 | 0 |
| @ARIZ 10/4 | W | 1/0 | 5 | 4 | 1 | 0.0 | 0 | 0 | 0 | 0 | 0 | 0 | 0 | 0 | 0 |
| @GB 10/11 | L | 1/1 | 6 | 4 | 2 | 0.0 | 0 | 0 | 0 | 0 | 0 | 3 | 0 | 0 | 0 |
| CLEV 10/25 | W | 1/1 | 19 | 16 | 3 | 0.0 | 0 | 0 | 0 | 0 | 0 | 0 | 2 | 0 | 0 |
| SF 11/1 | W | 1/1 | 11 | 10 | 1 | 0.0 | 0 | 0 | 0 | 0 | 0 | 1 | 0 | 0 | 0 |
| @MINN 11/8 | L | 1/1 | 8 | 7 | 1 | 0.0 | 0 | 0 | 0 | 0 | 0 | 0 | 0 | 0 | 0 |
| CHI 11/15 | 0/0 | 0/0 | 0 | 0 | 0 | 0.0 | 0 | 0 | 0 | 0 | 0 | 0 | 0 | 0 | 0 |
| @BAL 11/22 | 0/0 | 0/0 | 0 | 0 | 0 | 0.0 | 0 | 0 | 0 | 0 | 0 | 0 | 0 | 0 | 0 |
| @CIN 11/29 | 0/0 | 0/0 | 0 | 0 | 0 | 0.0 | 0 | 0 | 0 | 0 | 0 | 0 | 0 | 0 | 0 |
| ARIZ 12/6 | 0/0 | 0/0 | 0 | 0 | 0 | 0.0 | 0 | 0 | 0 | 0 | 0 | 0 | 0 | 0 | 0 |
| DET 12/13 | 0/0 | 0/0 | 0 | 0 | 0 | 0.0 | 0 | 0 | 0 | 0 | 0 | 0 | 0 | 0 | 0 |
| TAMPA 12/17 | 0/0 | 0/0 | 0 | 0 | 0 | 0.0 | 0 | 0 | 0 | 0 | 0 | 0 | 0 | 0 | 0 |
| @SEA 12/27 | 0/0 | 0/0 | 0 | 0 | 0 | 0.0 | 0 | 0 | 0 | 0 | 0 | 0 | 0 | 0 | 0 |
| @SF 1/3/16 | 0/0 | 0/0 | 0 | 0 | 0 | 0.0 | 0 | 0 | 0 | 0 | 0 | 0 | 0 | 0 | 0 |
| TOTAL | 4-4 | 8/4 | 63 | 52 | 11 | 1.0 | 5.0 | 0 | 0 | 0 | 0 | 4 | 2 | 0 | 0 |

2014 ST. LOUIS RAMS

| Game | W/L | P/S | T | S | A | Sk | Yds | Int | Yds | Lg | TD | PD | FF | FR | Yds |
|------------|-----|-----|----|----|---|-----|-----|-----|-----|----|----|----|----|----|-----|
| MIN 9/7 | | | | | | | | | | | | | | | |
| @TB 9/14 | | | | | | | | | | | | | | | |
| DAL 9/21 | | | | | | | | | | | | | | | |
| PHL 10/5 | | | | | | | | | | | | | | | |
| SF 10/13 | | | | | | | | | | | | | | | |
| SEA 10/19 | | | | | | | | | | | | | | | |
| @KC 10/26 | | | | | | | | | | | | | | | |
| @SF 11/2 | W | 1/0 | 0 | 0 | 0 | 0.0 | 0 | 0 | 0 | 0 | 0 | 0 | 0 | 0 | 0 |
| @ARI 11/9 | L | 1/0 | 6 | 4 | 2 | 1.0 | 7 | 0 | 0 | 0 | 0 | 0 | 0 | 0 | 0 |
| DEN 11/16 | W | 1/0 | 1 | 1 | 0 | 0.0 | 0 | 0 | 0 | 0 | 0 | 0 | 0 | 0 | 0 |
| @SD 11/23 | L | 1/0 | 2 | 1 | 1 | 0.0 | 0 | 0 | 0 | 0 | 0 | 0 | 0 | 0 | 0 |
| OAK 11/30 | W | 1/1 | 4 | 2 | 2 | 0.0 | 0 | 0 | 0 | 0 | 0 | 1 | 0 | 0 | 0 |
| @WAS 12/7 | W | 1/0 | 3 | 2 | 1 | 1.0 | 7 | 0 | 0 | 0 | 0 | 0 | 0 | 0 | 0 |
| ARI 12/11 | L | 1/0 | 2 | 1 | 1 | 0.0 | 0 | 0 | 0 | 0 | 0 | 0 | 0 | 0 | 0 |
| NYG 12/21 | L | 1/1 | 5 | 5 | 0 | 0.0 | 0 | 0 | 0 | 0 | 0 | 0 | 0 | 0 | 0 |
| @SEA 12/28 | L | 1/0 | 0 | 0 | 0 | 1.0 | 2 | 0 | 0 | 0 | 0 | 0 | 0 | 0 | 0 |
| TOTAL | 4-5 | 9/2 | 23 | 16 | 7 | 3.0 | 16 | 0 | 0 | 0 | 0 | 1 | 0 | 0 | 0 |

2014 TAMPA BAY BUCCANEERS

| Game | W/L | P/S | T | S | A | Sk | Yds | Int | Yds | Lg | TD | PD | FF | FR | Yds |
|-----------|-----|-----|----|----|----|-----|-----|-----|-----|----|----|----|----|----|-----|
| CAR 9/7 | L | 1/1 | 7 | 5 | 2 | 0.0 | 0 | 0 | 0 | 0 | 0 | 0 | 0 | 0 | 0 |
| STL 9/14 | L | 1/1 | 8 | 6 | 2 | 0.0 | 0 | 0 | 0 | 0 | 0 | 1 | 0 | 0 | 0 |
| @ATL 9/18 | L | 1/1 | 7 | 6 | 1 | 0.0 | 0 | 0 | 0 | 0 | 0 | 0 | 0 | 1 | 8 |
| @PIT 9/28 | W | 1/1 | 7 | 5 | 2 | 0.0 | 0 | 0 | 0 | 0 | 0 | 0 | 0 | 0 | 0 |
| @NO 10/5 | L | 1/1 | 9 | 6 | 3 | 0.0 | 0 | 0 | 0 | 0 | 0 | 2 | 0 | 0 | 0 |
| BAL 10/12 | L | 1/1 | 7 | 4 | 3 | 0.0 | 0 | 0 | 0 | 0 | 0 | 0 | 0 | 0 | 0 |
| MIN 10/26 | L | 1/1 | 3 | 2 | 1 | 0.0 | 0 | 0 | 0 | 0 | 0 | 0 | 0 | 0 | 0 |
| TOTAL | 1-6 | 7/7 | 48 | 34 | 14 | 0.0 | 0 | 0 | 0 | 0 | 0 | 3 | 0 | 1 | 8 |

MARK BARRON GAME-BY-GAME STATISTICS

2013 TAMPA BAY BUCCANEERS

| Game | W/L | P/S | T | S | A | Sk | Yds | Int | Yds | Lg | TD | PD | FF | FR | Yds |
|------------|------|-------|----|----|----|-----|----------|-----|-----|----|----|----|----|----|-----|
| @NYJ 9/8 | L | 1/1 | 4 | 3 | 1 | 0.0 | 0 | 0 | 0 | 0 | 0 | 0 | 0 | 0 | 0 |
| NO 9/15 | L | 1/1 | 13 | 10 | 3 | 0.5 | 4 | 0 | 0 | 0 | 0 | 1 | 0 | 0 | 0 |
| @NE 9/22 | L | 1/1 | 11 | 8 | 3 | 0.5 | 4.5 | 1 | 0 | 0 | 0 | 1 | 0 | 0 | 0 |
| ARI 9/26 | L | 1/1 | 2 | 1 | 1 | 0.0 | 0 | 0 | 0 | 0 | 0 | 0 | 0 | 0 | 0 |
| PHI 10/13 | L | 1/1 | 5 | 4 | 1 | 0.0 | 0 | 0 | 0 | 0 | 0 | 0 | 0 | 0 | 0 |
| @ATL 10/20 | L | 1/1 | 2 | 1 | 1 | 0.0 | 0 | 0 | 0 | 0 | 0 | 0 | 0 | 0 | 0 |
| CAR 10/24 | L | 1/1 | 7 | 6 | 1 | 0.0 | 0 | 0 | 0 | 0 | 0 | 0 | 0 | 0 | 0 |
| @SEA 11/3 | L | 1/1 | 11 | 10 | 1 | 0.0 | 0 | 1 | 0 | 0 | 0 | 2 | 0 | 0 | 0 |
| MIA 11/11 | W | 1/1 | 5 | 5 | 0 | 0.0 | 0 | 0 | 0 | 0 | 0 | 0 | 0 | 0 | 0 |
| ATL 11/17 | W | 1/1 | 5 | 5 | 0 | 0.0 | 0 | 0 | 0 | 0 | 0 | 1 | 0 | 1 | 0 |
| @DET 11/24 | W | 1/1 | 7 | 6 | 1 | 0.0 | 0 | 0 | 0 | 0 | 0 | 0 | 0 | 0 | 0 |
| @CAR 12/1 | L | 1/1 | 10 | 5 | 5 | 0.0 | 0 | 0 | 0 | 0 | 0 | 0 | 0 | 0 | 0 |
| BUF 12/8 | W | 1/1 | 4 | 4 | 0 | 1.0 | 1 | 0 | 0 | 0 | 0 | 0 | 0 | 0 | 0 |
| SF 12/15 | L | 1/1 | 2 | 2 | 0 | 0.0 | 0 | 0 | 0 | 0 | 0 | 1 | 0 | 0 | 0 |
| @STL 12/22 | | | | | | | Inactive | | | | | | | | |
| @NO 12/29 | | | | | | | Inactive | | | | | | | | |
| TOTAL | 4-12 | 14/14 | 88 | 70 | 18 | 2.0 | 9.5 | 2 | 0 | 0 | 0 | 6 | 0 | 1 | 0 |

2012 TAMPA BAY BUCCANEERS

| Game | W/L | P/S | T | S | A | Sk | Yds | Int | Yds | Lg | TD | PD | FF | FR | Yds |
|------------|-----|-------|----|----|----|-----|-----|-----|-----|----|----|----|----|----|-----|
| CAR 9/9 | W | 1/1 | 3 | 3 | 0 | 0.0 | 0 | 0 | 0 | 0 | 0 | 2 | 0 | 0 | 0 |
| @NYG 9/14 | L | 1/1 | 10 | 6 | 4 | 0.0 | 0 | 0 | 0 | 0 | 0 | 2 | 0 | 0 | 0 |
| @DAL 9/23 | L | 1/1 | 6 | 6 | 0 | 0.0 | 0 | 0 | 0 | 0 | 0 | 1 | 0 | 0 | 0 |
| WAS 10/30 | L | 1/1 | 8 | 7 | 1 | 0.0 | 0 | 0 | 0 | 0 | 0 | 0 | 1 | 0 | 0 |
| KC 10/14 | W | 1/1 | 8 | 6 | 2 | 0.0 | 0 | 1 | 12 | 12 | 0 | 1 | 0 | 0 | 0 |
| NO 10/21 | L | 1/1 | 7 | 6 | 1 | 0.0 | 0 | 0 | 0 | 0 | 0 | 1 | 0 | 0 | 0 |
| @MIN 10/25 | W | 1/1 | 2 | 1 | 1 | 0.0 | 0 | 0 | 0 | 0 | 0 | 0 | 0 | 0 | 0 |
| @OAK 11/4 | W | 1/1 | 4 | 2 | 2 | 0.0 | 0 | 0 | 0 | 0 | 0 | 0 | 0 | 0 | 0 |
| SD 11/11 | W | 1/1 | 6 | 6 | 0 | 0.0 | 0 | 0 | 0 | 0 | 0 | 1 | 0 | 0 | 0 |
| @CAR 11/18 | W | 1/1 | 3 | 3 | 0 | 0.0 | 0 | 0 | 0 | 0 | 0 | 0 | 0 | 0 | 0 |
| ATL 11/25 | L | 1/1 | 5 | 4 | 1 | 0.0 | 0 | 0 | 0 | 0 | 0 | 0 | 0 | 0 | 0 |
| @DEN 12/2 | L | 1/1 | 4 | 3 | 1 | 0.0 | 0 | 0 | 0 | 0 | 0 | 0 | 0 | 0 | 0 |
| PHI 12/9 | L | 1/1 | 3 | 2 | 1 | 0.0 | 0 | 0 | 0 | 0 | 0 | 0 | 0 | 0 | 0 |
| @NO 12/16 | L | 1/1 | 10 | 8 | 2 | 0.0 | 0 | 0 | 0 | 0 | 0 | 1 | 0 | 0 | 0 |
| STL 12/23 | L | 1/1 | 8 | 7 | 1 | 0.0 | 0 | 0 | 0 | 0 | 0 | 0 | 0 | 0 | 0 |
| @ATL 12/30 | W | 1/1 | 2 | 2 | 0 | 0.0 | 0 | 0 | 0 | 0 | 0 | 1 | 0 | 0 | 0 |
| TOTAL | 7-9 | 16/16 | 89 | 72 | 17 | 0.0 | 0 | 1 | 12 | 12 | 0 | 10 | 1 | 0 | 0 |



53 | DAREN BATES

Position: Linebacker
Ht./Wt.: 5-11/225
Birth Date: 11/27/90
College: Auburn
Hometown: Olive Branch, Miss.
Experience: 3rd year (3rd Rams)
Acquired: FA-2013

Career GP/GS (Playoffs): 36/0 (0/0)



TRANSACTIONS: Signed with the Rams as an undrafted rookie free agent (4/30/13).

PRO: Third-year pro has played in 36 games...key contributor on special teams has posted 14 tackles and one blocked field goal.

2015 SEASON: Week 9 at Minnesota (11/8): Saw action on special teams...made one tackle...**Week 8 vs. San Francisco (11/1):** Saw action on defense and special teams...made one special teams tackle...**Week 7 vs. Cleveland (10/25):** Saw action on special teams..**Week 5 at Green Bay (10/11):** Saw action on defense and special teams...made one solo tackle...**Week 4 at Arizona (10/4):** Saw action on special teams and defense...recorded two solo tackles...also made one special teams tackle...**Week 3 vs. Pittsburgh (9/27):** Saw action on special teams...**Week 2 at Washington (9/20):** Saw action on special teams...**Week 1 vs. Seattle (9/13):** Declared inactive.

2014 SEASON: Appeared in 16 games on special teams, posted one assisted tackle and 10 special teams tackles...**vs. San Francisco (10/13):** Saw action on defense and special teams...notched one tackle...recorded two special teams tackles...**at Washington (12/7):** Saw action on defense and special teams...notched two special teams tackles...tackled P Tress Way short of a fourth-down conversion on a fake punt...**vs. New York Giants (12/21):** Saw action on special teams...blocked a K Josh Brown field goal.

2013 SEASON: Played in 15 games, saw most action on special teams...finished with four special teams tackles...**vs. Arizona (9/8):** Saw first NFL action on special teams...made one tackle...**vs. Jacksonville (10/6):** Saw action on special teams...made two tackles...**at Houston (10/13):** Tallied an 11-yard touchdown on a kickoff return after S Rodney McLeod forced KR Keshawn Martin to fumble...his first NFL touchdown.

COLLEGE: Played in 49 games at Auburn...led Tigers with 94 tackles as a senior and was named third-team All-SEC...his 316 career tackles rank 12th in school history...recovered a fumble against New Mexico State and returned it 62 yards for a touchdown...played safety as a freshman before moving to linebacker.

PERSONAL: MHSAA All-Region 1 Class 5A team as a senior at Olive Branch High School...selected for the Commercial Appeal Shelby Metro All-Suburban team...majored in philosophy...participated in numerous community events, including Taste of the NFL, Urban League Turkey Distribution, Special Olympics Polar Plunge, Defensive Line Paintball Tournament to benefit St. Patrick Center and the All-Community Team Ticket Program - Bates Bashers.

DAREN BATES NFL STATISTICS

| REGULAR SEASON | | | | | | | | | | | | | | | | | |
|----------------|------|-------------|----------|----------|----------|------------|------------|----------|---------------|----------|----------|----------|----------|----------|----------|----------|-----|
| Year | Team | G/S | Tackles | | | | | Yds | Interceptions | | | | PD | Fumbles | | | Yds |
| | | | Total | Solo | Asst | Sk | Asst | | Int | Yds | Lg | TD | | FF | FR | Yds | |
| 2013 | RAMS | 15/0 | 0 | 0 | 0 | 0.0 | 0.0 | 0 | 0 | 0 | 0 | 0 | 0 | 0 | 0 | 0 | 0 |
| 2014 | RAMS | 14/0 | 1 | 0 | 1 | 0.0 | 0.0 | 0 | 0 | 0 | 0 | 0 | 0 | 0 | 0 | 0 | |
| 2015 | RAMS | 7/0 | 3 | 3 | 0 | 0.0 | 0.0 | 0 | 0 | 0 | 0 | 0 | 0 | 0 | 0 | 0 | |
| Total | | 36/0 | 4 | 3 | 1 | 0.0 | 0.0 | 0 | 0 | 0 | 0 | 0 | 0 | 0 | 0 | 0 | |

ADDITIONAL CAREER STATISTICS: Special Teams Tackles: 2015 (3), 2014 (10), 2013 (4). Blocked a Giants K Josh Brown FG (12/21/14).



18 | KENNY BRITT

| | |
|-------------|--------------------|
| Position: | Wide Receiver |
| Ht./Wt.: | 6-3/223 |
| Birth Date: | 9/18/88 |
| College: | Rutgers |
| Hometown: | Bayonne, N.J. |
| Experience: | 7th year(2nd Rams) |
| Acquired: | UFA(TEN)-2014 |

Career GP/GS (Playoffs): 81/51 (0/0)



TRANSACTIONS: Signed contract extension with St. Louis (3/18/15)...signed with the Rams (4/1/14)...selected by the Tennessee Titans in the first round (30th overall) of the 2009 NFL Draft.

PRO: Seven-year NFL veteran, completed his first as a Ram in 2014...notched a career-high 48 catches in 2014...in Britt's first two seasons (2009–2010), he led the Titans with a total of 1,476 receiving yards and tied for the team lead with 12 touchdown receptions...in that period of time, he ranked sixth in the NFL with a 17.6-yard receiving average. He began his third season on a torrid pace, catching 17 passes for 289 yards and three touchdowns before tearing his right ACL and MCL in the team's fourth game...in the first two games of 2011, Britt's 271 combined receiving yards ranked second in franchise history through the first two weeks of the season, trailing only Charley Hennigan's 347 in 1962...with 701 receiving yards as a rookie and 775 yards in 2010, Britt became the first Titans/Oilers player since Chris Sanders (1995–1996) to lead the squad in receiving yards in each of his first two seasons...recorded one of the best receiving games in Titans' franchise annals against the Eagles on Oct. 24, 2010, when he caught seven passes for 225 yards and three touchdowns...his yardage total ranked fifth in team history...in 2009, his rookie receiving yardage total (701 yards) ranked fifth in franchise rookie history and was the highest by a Titans rookie receiver since Chris Sanders' 823 yards in 1995.

2015 SEASON: Week 9 at Minnesota (11/8): Started at wide receiver...notched a 55-yard reception from QB Nick Foles, marked his longest reception of the season, and third 40-plus yard gain...added a 23-yard reception to push his explosive receptions to six this season...led the team in receiving yards with 87 on three catches...**Week 8 vs. San Francisco (11/1):** Started at wide receiver...**Week 7 vs. Cleveland (10/25):** Started at wide receiver...hauled in a 41-yard reception to the Browns' 1-yard line, marked his longest reception of the season and set-up a RB Todd Gurley touchdown on the next play...**Week 5 at Green Bay (10/11):** Started at wide receiver...**Week 4 at Arizona (10/4):** Started at wide receiver...**Week 3 vs. Pittsburgh (9/27):** Started at receiver...registered his first 100-yard receiving game of the season, hauling in seven passes for 102 yards...marked his third 100-yard receiving game as a Ram and was his second-highest total in catches as a Ram...**Week 2 at Washington (9/20):** Started at wide receiver...hauled in a 40-yard touchdown reception from QB Nick Foles...marked his second longest touchdown reception as a Ram...**Week 1 vs. Seattle (9/13):** Started at wide receiver...caught two passes for 37 yards, including a long of 21 yards.

2014 SEASON: Collected a career-high 48 catches for 748 yards and three touchdowns...**vs. New York Giants (12/21):** Started at wide receiver...led the team in receptions with nine and 103 yards...his nine catches was his season high...the last time he posted nine catches was when he was a member of the Titans vs. Baltimore (9/18/11)...marked his second 100-yard receiving performance as a Ram...**vs. Arizona (12/11):** Started at wide receiver...recorded five receptions for 65 yards...**vs. Denver (11/16):** Started at wide receiver...hauled in four passes for 128 yards, his best as a Ram... marked the first 100-yard receiver for the Rams...his 63-yard touchdown pass was the longest reception by a Ram in 2014...**at San Francisco (11/2):** Started at wide receiver...hauled in two passes for 32 yards and one touchdown...**at Philadelphia (10/5):** Saw action at wide receiver...hauled in three catches for 68 yards...caught his first touchdown as a Ram in the fourth quarter on a 30-yard pass from QB Austin Davis...**vs. Dallas (9/21):** Saw action at wide receiver...notched five catches for 69 yards...had one rush for 2 yards...**at Tampa Bay (9/14):** Saw action at wide receiver...made his first catch as a Ram for 17 yards...had one rush for 12 yards.

2013 SEASON: Played in 12 games with three starts at wide receiver and caught 11 passes for 96 yards...**at Pittsburgh (9/8):** Started at wide receiver and caught one pass for 15 yards...**at Houston (9/15):** Started at wide receiver and hauled in four receptions for 28 yards.

2012 SEASON: Appeared in 14 games with 11 starts and tied for the team lead with four receiving touchdowns...ranked third on the team with 45 receptions and 589 receiving yards...led or tied for the team lead in receptions four times in 2012 (vs. CHI, at MIA, at IND, vs. JAX)...led the team in receiving yards four times in 2012 (vs. CHI, at MIA, at IND, at GB)...**vs. Detroit (9/23):** Started at wide receiver and snared six receptions for 55 yards...converted a third-and-three in the first quarter with a 17-yard grab on the left sideline...**vs. Pittsburgh (10/11):** Saw action as a reserve at wide receiver and caught four passes for 62 yards with a touchdown...kept the Titans' first scoring drive alive with a 15-yard catch on third-and-three in the opening stanza...tied the game at 23-23 with a five-yard touchdown catch with 4:19 left to play in the fourth quarter...**vs. Houston (12/2):** Started at wide receiver and notched two receptions for 40 yards and a touchdown...hauled in a 34-yard touchdown strike from Jake Locker...**at Indianapolis (12/9):** Started at wide receiver and led the team with eight receptions and 143 receiving yards.

2011 SEASON: Started the first three games at wide receiver and registered 17 receptions for 289 yards and three touchdowns...was placed on injured reserve on Sept. 28, 2011 after suffering a season-ending knee injury against Denver (9/25/11)...his 271

receiving yards over the first two weeks of the season were the second most in franchise history through first two weeks, behind only Charley Hennigan, who had 347 in 1962...**at Jacksonville (9/11)**: Started at wide receiver and led the team with 136 receiving yards on five receptions, including two touchdowns catches...hauled in a shovel pass from Matt Hasselbeck and raced 80 yards for a touchdown in the third quarter...**vs. Baltimore (9/18)**: Started at wide receiver and snared a career-best nine receptions for 135 yards with a touchdown.

2010 SEASON: Appeared in 12 games with six starts at wide receiver...finished second on the team with 42 receptions and led the squad with 775 receiving yards and nine receiving touchdowns...placed seventh in the NFL with an 18.5-yard receiving average...led or tied for the team lead in receptions four times in 2010 (vs. PIT, at DAL, vs. PHI, vs. HST)...led the team in receiving yards four times in 2010 (at DAL, vs. PHI, vs. HST, at IND)...a right hamstring injury suffered at San Diego (10/31) caused him to miss four games...**vs. Philadelphia (10/24)**: Led the team and tied a career high with seven receptions for a career-best 225 yards and three touchdowns...the 225 receiving yards were the fifth most in franchise history and the most since Drew Bennett amassed 233 yards against Kansas City (12/13/04)...hauled in a 26-yard touchdown catch in the corner of the end zone..notched a 34-yard reception down the left sideline...**vs. Houston (12/19)**: Led the team with six receptions and 128 receiving yards...kickstarted the Titans' second touchdown drive with a 59-yard reception off a deflected pass in the first quarter.

2009 SEASON: In his rookie season, led the team with 701 receiving yards and finished fourth on the squad with 42 receptions...was one of two Titans rookies in 2009 to play in all 16 games, recording six starts...ranked fifth in franchise rookie history in receiving yards and produced the highest receiving yardage total by a Titans rookie receiver since Chris Sanders' 823 yards in 1995...tied for sixth in team annals in receptions by a rookie...ranked eighth in the NFL with a 16.7-yard receiving average...led the team in receiving yards six times (at PIT, at NYJ, at JAX, at HST, vs. ARI, vs. STL), and led or tied for the team lead in receptions four times (at NYJ, at JAX, at HST, vs. ARI). Registered two 100-yard receiving games (at JAX, vs. ARI)...**vs. Arizona (11/29)**: Tied a career-best with seven receptions for a career-high 128 yards, including the game-winning score in the Titans' 20-17 come-from-behind victory...hauled in a 51-yard catch in the fourth quarter...registered a 10-yard touchdown catch in the back of the end zone on fourth-and-goal with no time remaining in the game.

COLLEGE: In a three-year career at Rutgers University (34 games, 31 starts), set a Big East Conference record with 3,043 receiving yards. He additionally became Rutgers' all-time leader in career touchdown receptions (17, tied with Chris Brantley), consecutive 100-yard receiving game (five in 2008), career 100-yard receiving games (14), single-season receiving yards (1,371 in 2008) and single-season receptions (87 in 2008). His 178 career receptions ranked third in Rutgers history and fourth in Big East history. Britt's 14 career 100-yard games set a school record and tied former Pittsburgh wide receiver Larry Fitzgerald's conference record...as a junior (2008), named Associated Press third-team all-American, all-Big East first-team selection and unanimous all-conference media selection. Ranked second in nation in receiving yards per game (114.2) and eighth in nation in receptions per contest (7.4). Led Big East and tied Rutgers records with 87 total receptions and 1,371 receiving yards. Recorded eight 100-yard games, including school-record five consecutive 100-yard efforts...as a sophomore (2007), was second-team all-Big East selection after finishing second on team with 62 receptions for then-school-record (broke in 2008) 1,232 yards, an average of 19.9 yards per catch. Scored eight touchdowns...as a freshman (2006), played nine games, including starts in six of final seven contests, and totaled 29 receptions for 440 yards and two touchdowns. Totaled nine plays of 20 yards or longer.

PERSONAL: Married to Sabrina and splits time between Nashville and Bayonne, N.J., with his son, Aiden, and his daughter, Ava...at Bayonne (N.J.) High School, earned first-team all-Hudson County honors from Hudson County Interscholastic Athletic Association, the *Star-Ledger* and *Jersey Journal*. Named fifth-best overall talent in New Jersey by Rivals.com after producing 24 receptions for 462 yards and six touchdowns...also participated in track and finished second in state in 50m-dash as senior...list of favorites: (movie) "The Bourne Ultimatum"; (TV shows) "Family Guy," "Bernie Mac" and "The Simpsons"; (music artist) Albee Al; (school subjects) math and black history; and (food) his father's lasagna...born Kenneth Lawrence Britt on Sept. 19, 1988 in Bayonne, N.J...majored in criminal justice...participated in numerous community events, including Coach Fisher & Friends Celebrity Softball game, United Way Kickoff for Charity Luncheon and the All-Community Team Ticket Program - Britt's Bombers.

KENNY BRITT NFL STATS

REGULAR SEASON

| Year | Team | GP/S | Receiving | | | | | TD |
|---------------|-----------|--------------|------------|--------------|-------------|------------|-----------|----|
| | | | No | Yds | Avg | Lg | TD | |
| 2009 | Tennessee | 16/6 | 42 | 701 | 16.7 | 57 | 3 | |
| 2010 | Tennessee | 12/7 | 42 | 775 | 18.5 | 80t | 9 | |
| 2011 | Tennessee | 3/3 | 17 | 289 | 17.0 | 80t | 3 | |
| 2012 | Tennessee | 14/11 | 45 | 589 | 13.1 | 46 | 4 | |
| 2013 | Tennessee | 12/3 | 11 | 96 | 8.7 | 15 | 0 | |
| 2014 | RAMS | 16/13 | 48 | 748 | 15.6 | 63t | 3 | |
| 2015 | RAMS | 8/8 | 15 | 311 | 20.7 | 55 | 1 | |
| Totals | | 81/51 | 220 | 3,509 | 15.6 | 80t | 23 | |

ADDITIONAL CAREER STATISTICS: Tackles: 2010 (2), 2011 (1), 2012 (3). Two-point conversions: Pass from Titans QB Kerry Collins vs. Pittsburgh (9/19/10), Pass from Matt Hasselbeck vs. Chicago (11/4/12). Rushed for 12 yards at Tampa Bay (9/14/14). Rushed for 2 yards vs. Dallas (9/21/14).

SINGLE GAME HIGHS

Receptions – 9, twice, last vs. New York Giants (12/21/14)

Yards – 225, vs. Philadelphia (10/24/10)

Long– 80t, twice, last at Jacksonville (9/11/11)

Touchdowns – 3, vs. Philadelphia (10/24/10)

KENNY BRITT GAME-BY-GAME STATISTICS

2015 ST. LOUIS RAMS

| Game | W/L | G/S | Receiving | | | | Rushing | | | | | |
|--------------|-----|-----|-----------|-----|------|-----|---------|-----|-----|-----|----|----|
| | | | No | Yds | Avg | Lg | TD | Att | Yds | Avg | Lg | TD |
| SEA 9/13 | W | 1/1 | 2 | 37 | 18.5 | 21 | 0 | 0 | 0.0 | 0 | 0 | 0 |
| @WASH 9/20 | L | 1/1 | 2 | 44 | 22.0 | 40t | 1 | 0 | 0.0 | 0 | 0 | 0 |
| PIT 9/27 | L | 1/1 | 7 | 102 | 14.6 | 26 | 0 | 0 | 0.0 | 0 | 0 | 0 |
| @ARIZ 10/4 | W | 1/1 | 0 | 0 | 0.0 | 0 | 0 | 0 | 0.0 | 0 | 0 | 0 |
| @GB 10/11 | L | 1/1 | 0 | 0 | 0.0 | 0 | 0 | 0 | 0.0 | 0 | 0 | 0 |
| CLEV 10/25 | W | 1/1 | 1 | 41 | 41.0 | 41 | 0 | 0 | 0.0 | 0 | 0 | 0 |
| SF 11/1 | W | 1/1 | 0 | 0 | 0.0 | 0 | 0 | 0 | 0.0 | 0 | 0 | 0 |
| @MINN 11/8 | L | 1/1 | 3 | 87 | 29.0 | 55 | 0 | 0 | 0.0 | 0 | 0 | 0 |
| CHI 11/15 | 0/0 | 0/0 | 0 | 0 | 0.0 | 0 | 0 | 0 | 0.0 | 0 | 0 | 0 |
| @BAL 11/22 | 0/0 | 0/0 | 0 | 0 | 0.0 | 0 | 0 | 0 | 0.0 | 0 | 0 | 0 |
| @CIN 11/29 | 0/0 | 0/0 | 0 | 0 | 0.0 | 0 | 0 | 0 | 0.0 | 0 | 0 | 0 |
| ARIZ 12/6 | 0/0 | 0/0 | 0 | 0 | 0.0 | 0 | 0 | 0 | 0.0 | 0 | 0 | 0 |
| DET 12/13 | 0/0 | 0/0 | 0 | 0 | 0.0 | 0 | 0 | 0 | 0.0 | 0 | 0 | 0 |
| TAMPA 12/17 | 0/0 | 0/0 | 0 | 0 | 0.0 | 0 | 0 | 0 | 0.0 | 0 | 0 | 0 |
| @SEA 12/27 | 0/0 | 0/0 | 0 | 0 | 0.0 | 0 | 0 | 0 | 0.0 | 0 | 0 | 0 |
| @SF 1/3/16 | 0/0 | 0/0 | 0 | 0 | 0.0 | 0 | 0 | 0 | 0.0 | 0 | 0 | 0 |
| TOTAL | 4-4 | 8/8 | 15 | 311 | 20.7 | 55 | 1 | 0 | 0.0 | 0 | 0 | 0 |

2014 ST. LOUIS RAMS

| Game | W/L | G/S | Receiving | | | | Rushing | | | | | |
|--------------|------|-------|-----------|-----|------|-----|---------|-----|-----|------|----|----|
| | | | No | Yds | Avg | Lg | TD | Att | Yds | Avg | Lg | TD |
| MIN 9/7 | L | 1/1 | 0 | 0 | 0.0 | 0 | 0 | 0 | 0.0 | 0 | 0 | 0 |
| @TB 9/14 | W | 1/0 | 1 | 17 | 17.0 | 17 | 0 | 1 | 12 | 12.0 | 12 | 0 |
| DAL 9/21 | L | 1/0 | 5 | 69 | 13.8 | 38 | 0 | 1 | 2 | 2.0 | 2 | 0 |
| PHI 10/5 | L | 1/0 | 3 | 68 | 22.7 | 32 | 1 | 0 | 0 | 0.0 | 0 | 0 |
| SF 10/13 | L | 1/1 | 3 | 39 | 13.0 | 18 | 0 | 0 | 0 | 0.0 | 0 | 0 |
| SEA 10/19 | W | 1/1 | 2 | 4 | 2.0 | 6 | 0 | 0 | 0 | 0.0 | 0 | 0 |
| @KC 10/26 | L | 1/1 | 2 | 52 | 26.0 | 43 | 0 | 0 | 0 | 0.0 | 0 | 0 |
| @SF 11/2 | W | 1/1 | 2 | 32 | 16.0 | 21t | 1 | 0 | 0 | 0.0 | 0 | 0 |
| @ARI 11/9 | L | 1/1 | 3 | 31 | 10.3 | 14 | 0 | 0 | 0 | 0.0 | 0 | 0 |
| DEN 11/16 | W | 1/1 | 4 | 128 | 32.0 | 63t | 1 | 0 | 0 | 0.0 | 0 | 0 |
| @SD 11/23 | L | 1/1 | 2 | 37 | 18.5 | 27 | 0 | 0 | 0 | 0.0 | 0 | 0 |
| OAK 11/30 | W | 1/1 | 1 | 13 | 13.0 | 13 | 0 | 0 | 0 | 0.0 | 0 | 0 |
| @WAS 12/7 | W | 1/1 | 2 | 52 | 26.0 | 41 | 0 | 0 | 0 | 0.0 | 0 | 0 |
| ARI 12/11 | L | 1/1 | 5 | 65 | 13.0 | 22 | 0 | 0 | 0 | 0.0 | 0 | 0 |
| NYG 12/21 | L | 1/1 | 9 | 103 | 11.4 | 27 | 0 | 0 | 0 | 0.0 | 0 | 0 |
| @SEA 12/28 | L | 1/1 | 4 | 38 | 9.5 | 0 | 0 | 0 | 0 | 0.0 | 0 | 0 |
| TOTAL | 6-10 | 16/13 | 48 | 748 | 15.6 | 63t | 3 | 2 | 14 | 7.0 | 12 | 0 |

2013 Tennesse Titans

| Game | W/L | G/S | Receiving | | | | Rushing | | | | | |
|--------------|-----|------|-----------|-----|------|----|---------|-----|-----|-----|----|----|
| | | | No | Yds | Avg | Lg | TD | Att | Yds | Avg | Lg | TD |
| @PIT 9/8 | W | 1/1 | 1 | 15 | 15.0 | 15 | 0 | 0 | 0.0 | 0 | 0 | 0 |
| @HOU 9/15 | L | 1/1 | 4 | 28 | 7.0 | 9 | 0 | 0 | 0.0 | 0 | 0 | 0 |
| SD 9/22 | W | 1/1 | 0 | 0 | 0.0 | 0 | 0 | 0 | 0.0 | 0 | 0 | 0 |
| KC 10/6 | L | 1/0 | 1 | 9 | 9.0 | 9 | 0 | 0 | 0.0 | 0 | 0 | 0 |
| @SEA 10/13 | L | 1/0 | 1 | 7 | 7.0 | 7 | 0 | 0 | 0.0 | 0 | 0 | 0 |
| SF 10/20 | L | 1/0 | 1 | 8 | 8.0 | 8 | 0 | 0 | 0.0 | 0 | 0 | 0 |
| @STL 11/3 | W | 1/0 | 0 | 0 | 0.0 | 0 | 0 | 0 | 0.0 | 0 | 0 | 0 |
| JAX 11/10 | L | 1/0 | 0 | 0 | 0.0 | 0 | 0 | 0 | 0.0 | 0 | 0 | 0 |
| IND 11/14 | L | 1/0 | 0 | 0 | 0.0 | 0 | 0 | 0 | 0.0 | 0 | 0 | 0 |
| @OAK 11/24 | W | 1/0 | 0 | 0 | 0.0 | 0 | 0 | 0 | 0.0 | 0 | 0 | 0 |
| @IND 12/1 | L | 1/0 | 0 | 0 | 0.0 | 0 | 0 | 0 | 0.0 | 0 | 0 | 0 |
| ARI 12/15 | L | 1/0 | 3 | 29 | 9.7 | 13 | 0 | 0 | 0.0 | 0 | 0 | 0 |
| TOTAL | 4-8 | 12/3 | 11 | 96 | 8.7 | 15 | 0 | 0 | 0.0 | 0 | 0 | 0 |

2012 Tennesse Titans

| Game | W/L | G/S | Receiving | | | | Rushing | | | | | |
|--------------|-----|-------|-----------|-----|------|-----|---------|-----|-----|-----|----|----|
| | | | No | Yds | Avg | Lg | TD | Att | Yds | Avg | Lg | TD |
| @SD 9/16 | L | 1/0 | 1 | 5 | 5.0 | 5 | 0 | 0 | 0.0 | 0 | 0 | 0 |
| DET 9/23 | W | 1/1 | 6 | 55 | 9.2 | 17 | 0 | 0 | 0.0 | 0 | 0 | 0 |
| @MIN 10/7 | L | 1/0 | 2 | 23 | 11.5 | 17 | 0 | 0 | 0.0 | 0 | 0 | 0 |
| PIT 10/11 | W | 1/0 | 4 | 62 | 15.5 | 37 | 1 | 0 | 0 | 0.0 | 0 | 0 |
| @BUF 10/21 | W | 1/1 | 4 | 30 | 7.5 | 16 | 0 | 0 | 0.0 | 0 | 0 | 0 |
| IND 10/28 | L | 1/1 | 3 | 34 | 11.3 | 17 | 0 | 0 | 0.0 | 0 | 0 | 0 |
| CHI 11/4 | L | 1/1 | 5 | 67 | 13.4 | 23 | 0 | 0 | 0.0 | 0 | 0 | 0 |
| @MIA 11/11 | W | 1/1 | 2 | 36 | 18.0 | 28 | 0 | 0 | 0.0 | 0 | 0 | 0 |
| @JAC 11/25 | L | 1/1 | 3 | 25 | 8.3 | 12 | 1 | 0 | 0 | 0.0 | 0 | 0 |
| HOU 12/2 | L | 1/1 | 2 | 40 | 20.0 | 34t | 1 | 0 | 0 | 0.0 | 0 | 0 |
| @IND 12/9 | L | 1/1 | 8 | 143 | 17.9 | 46 | 0 | 0 | 0.0 | 0 | 0 | 0 |
| NYJ 12/17 | W | 1/1 | 1 | 7 | 7.0 | 7 | 0 | 0 | 0.0 | 0 | 0 | 0 |
| @GB 12/23 | L | 1/1 | 2 | 41 | 20.5 | 39 | 1 | 0 | 0 | 0.0 | 0 | 0 |
| JAC 12/30 | W | 1/1 | 2 | 21 | 10.5 | 11 | 0 | 0 | 0.0 | 0 | 0 | 0 |
| TOTAL | 6-8 | 14/11 | 45 | 589 | 13.1 | 46 | 4 | 0 | 0 | 0.0 | 0 | 0 |

2011 Tennesse Titans

| Game | W/L | G/S | Receiving | | | | Rushing | | | | | |
|--------------|-----|-----|-----------|-----|------|-----|---------|-----|-----|-----|----|----|
| | | | No | Yds | Avg | Lg | TD | Att | Yds | Avg | Lg | TD |
| @JAC 9/11 | L | 1/1 | 5 | 136 | 27.2 | 80t | 2 | 0 | 0.0 | 0 | 0 | 0 |
| BAL 9/18 | W | 1/1 | 9 | 135 | 15.0 | 37 | 1 | 0 | 0.0 | 0 | 0 | 0 |
| DEN 9/25 | W | 1/1 | 3 | 18 | 6.0 | 13 | 0 | 0 | 0.0 | 0 | 0 | 0 |
| TOTAL | 2-1 | 3/3 | 17 | 289 | 17.0 | 80t | 3 | 0 | 0.0 | 0 | 0 | 0 |

2010 Tennesse Titans

| Game | W/L | G/S | Receiving | | | | Rushing | | | | | |
|--------------|-----|------|-----------|-----|------|-----|---------|-----|-----|-----|----|----|
| | | | No | Yds | Avg | Lg | TD | Att | Yds | Avg | Lg | TD |
| OAK 9/12 | W | 1/0 | 0 | 0 | 0.0 | 0 | 0 | 0 | 0.0 | 0 | 0 | 0 |
| PIT 9/19 | L | 1/0 | 5 | 41 | 8.2 | 11 | 0 | 0 | 0.0 | 0 | 0 | 0 |
| @NYG 9/26 | W | 1/0 | 2 | 26 | 13.0 | 13t | 1 | 0 | 0 | 0.0 | 0 | 0 |
| DEN 10/3 | L | 1/0 | 3 | 23 | 7.7 | 8t | 1 | 0 | 0 | 0.0 | 0 | 0 |
| @DAL 10/10 | W | 1/1 | 4 | 86 | 21.5 | 52 | 1 | 0 | 0 | 0.0 | 0 | 0 |
| @JAC 10/18 | W | 1/1 | 2 | 33 | 16.5 | 23t | 1 | 0 | 0 | 0.0 | 0 | 0 |
| PHI 10/24 | W | 1/0 | 7 | 225 | 32.1 | 80t | 3 | 0 | 0 | 0.0 | 0 | 0 |
| @SD 10/31 | L | 1/1 | 0 | 0 | 0.0 | 0 | 0 | 0 | 0.0 | 0 | 0 | 0 |
| IND 12/9 | L | 1/1 | 4 | 39 | 9.8 | 18 | 0 | 0 | 0.0 | 0 | 0 | 0 |
| HOU 12/19 | W | 1/1 | 6 | 128 | 21.3 | 59 | 0 | 0 | 0.0 | 0 | 0 | 0 |
| @KC 12/26 | L | 1/1 | 4 | 89 | 22.3 | 53t | 1 | 0 | 0 | 0.0 | 0 | 0 |
| @IND 1/2 | L | 1/1 | 5 | 85 | 17.0 | 22 | 1 | 0 | 0 | 0.0 | 0 | 0 |
| TOTAL | 6-6 | 12/7 | 42 | 775 | 18.5 | 80t | 9 | 0 | 0 | 0.0 | 0 | 0 |

KENNY BRITT GAME-BY-GAME STATISTICS CONTINUED

| 2009 Tennesse Titans | | | | | | | | | | | | | |
|----------------------|-----|------|-----------|-----|------|----|---------|-----|-----|-----|----|----|--|
| Game | W/L | G/S | Receiving | | | | Rushing | | | | | | |
| | | | No | Yds | Avg | Lg | TD | Att | Yds | Avg | Lg | TD | |
| @PIT 9/10 | L | 1/0 | 4 | 85 | 21.3 | 57 | 0 | 0 | 0 | 0.0 | 0 | 0 | |
| HOU 9/20 | L | 1/0 | 2 | 22 | 11.0 | 13 | 0 | 0 | 0 | 0.0 | 0 | 0 | |
| @NYJ 9/27 | L | 1/0 | 4 | 59 | 14.8 | 27 | 0 | 0 | 0 | 0.0 | 0 | 0 | |
| @JAC 10/4 | L | 1/0 | 7 | 105 | 15.0 | 42 | 0 | 0 | 0 | 0.0 | 0 | 0 | |
| IND 10/11 | L | 1/0 | 2 | 18 | 9.0 | 11 | 0 | 0 | 0 | 0.0 | 0 | 0 | |
| @NE 10/18 | L | 1/0 | 0 | 0 | 0.0 | 0 | 0 | 0 | 0 | 0.0 | 0 | 0 | |
| JAC 11/1 | W | 1/0 | 1 | 7 | 7.0 | 7 | 0 | 0 | 0 | 0.0 | 0 | 0 | |
| @SF 11/8 | W | 1/0 | 0 | 0 | 0.0 | 0 | 0 | 0 | 0 | 0.0 | 0 | 0 | |
| BUF 11/15 | W | 1/1 | 2 | 55 | 27.5 | 38 | 0 | 0 | 0 | 0.0 | 0 | 0 | |
| @HOU 11/23 | W | 1/1 | 4 | 42 | 10.5 | 16 | 0 | 0 | 0 | 0.0 | 0 | 0 | |
| ARI 11/29 | W | 1/1 | 7 | 128 | 18.3 | 51 | 1 | 0 | 0 | 0.0 | 0 | 0 | |
| @IND 12/6 | L | 1/1 | 3 | 46 | 15.3 | 25 | 1 | 0 | 0 | 0.0 | 0 | 0 | |
| STL 12/13 | W | 1/1 | 2 | 75 | 37.5 | 44 | 1 | 0 | 0 | 0.0 | 0 | 0 | |
| MIA 12/20 | W | 1/1 | 2 | 32 | 16.0 | 19 | 0 | 0 | 0 | 0.0 | 0 | 0 | |
| SD 12/25 | L | 1/0 | 1 | 13 | 13.0 | 13 | 0 | 0 | 0 | 0.0 | 0 | 0 | |
| @SEA 1/3 | W | 1/0 | 1 | 14 | 14.0 | 14 | 0 | 0 | 0 | 0.0 | 0 | 0 | |
| TOTAL | 8-8 | 16/6 | 42 | 701 | 16.7 | 57 | 3 | 0 | 0 | 0.0 | 0 | 0 | |



90 | MICHAEL BROCKERS

| | |
|-------------|---------------------|
| Position: | Defensive Tackle |
| Ht./Wt.: | 6-5/326 |
| Birth Date: | 12/21/90 |
| College: | LSU |
| Hometown: | Houston, Tex. |
| Experience: | 4th year (4th Rams) |
| Acquired: | D1-2012 (14th) |

Career GP/GS (Playoffs): 53/52 (0/0)



TRANSACTIONS: Selected by St. Louis in the first round (14th overall) of the 2012 NFL Draft (4/26/12).

PRO : Fourth-year pro has played in 52 career games with 51 starts...after his first two seasons his 9.5 sacks was the best amongst defensive linemen in the first round of the 2012 draft...named to the Pro Football Writers of America/Pro Football Weekly All-Rookie team in 2012.

2015 SEASON: Week 9 at Minnesota (11/8): Started at defensive tackle...notched four solo tackles and two quarterback pressures...**Week 8 vs. San Francisco (11/1):** Started at defensive tackle...sacked 49ers QB Colin Kaepernick for a 3-yard loss, his second sack of the season...registered six tackles (four solo)...**Week 7 vs. Cleveland (10/25):** Started at defensive tackle...recorded four tackles (three solo)...**Week 5 at Green Bay (10/11):** Started at defensive tackle...sacked Packers QB Aaron Rodgers for a 3-yard loss...also made five tackles (three solo)...**Week 4 at Arizona (10/4):** Started at defensive tackle...had two assisted tackles and two quarterback pressures...**Week 3 vs. Pittsburgh (9/27):** Started at defensive tackle...notched five tackles (four solo)...**Week 2 at Washington (9/20):** Started at defensive tackle...recorded nine tackles (six solo)...**Week 1 vs. Seattle (9/13):** Started at defensive tackle...established a new career-high in tackles with 13, good for the team lead in tackles.

2014 SEASON: Started 16 games...finished the season with 73 tackles (31 solo), two sacks and 14 quarterback pressures...**at San Francisco (11/2):** Tallied five tackles (four solo) and 1.0 sack, his first of the season...**at San Diego (11/23):** Tallied five tackles (two solo) and 1.0 sack...**at Seattle (12/28):** Posted a season-high 10 tackles (three solo).

2013 SEASON: Started 16 games at right defensive tackle...led all Rams defensive linemen with 75 tackles...finished with a career-high 5.5 sacks on the year...**vs. San Francisco (9/26):** Split a sack with DE Chris Long...made three tackles (two solo)...**vs. Jacksonville (10/6):** Sacked Jaguars QB Blaine Gabbert for a 4-yard loss...marked his first sack of the season...tallied four tackles (two solo)...also caused one fumble...**at Houston (10/13):** Recorded two sacks on Texans QB Matt Schaub...marks second consecutive game with a sack, pushes his season total to 3.5 and career to 7.5...added seven solo tackles, including three for loss...**vs. Seattle (10/28):** Tallied six tackles (one solo)...part of a defensive line that helped limit the Seahawks to just 44 rushing yards...**vs. Chicago (11/24):** Recorded two tackles (one solo)...also caused one fumble and had two quarterback pressures...**at San Francisco (12/1):** Sacked 49ers QB Colin Kaepernick...added a second sack on Kaepernick to give him four career multiple sack games...added seven tackles (two solo)...**vs. New Orleans (12/15):** Batted down a Saints K Garrett Hartley 36-yard field goal attempt...also recorded six tackles (four solo) and one hit on the quarterback...**at Seattle (12/29):** Posted a season-high 10 tackles (eight solo), including two for loss.

2012 SEASON: Named to Pro Football Weekly's All-Rookie Team...led all Rams defensive linemen in tackles (63) despite missing three games...also had 4.0 sacks and 13 quarterback pressures during rookie season...**vs. Seattle (9/30):** Saw his first NFL action, starting at right defensive tackle...recorded two assisted tackles...**vs. Green Bay (10/21):** Started at right defensive tackle...sacked Packers' QB Aaron Rodgers for a loss of four yards, his first career sack...notched a season-high seven tackles (four solo)...**vs. New England (10/28):** Saw action on defense...tallied two assisted tackles, a pass defended and three quarterback pressures...**at San Francisco (11/11):** Started at right defensive tackle...split a sack on 49ers QB Alex Smith with DE Robert Quinn for a two-yard loss...notched a solo sack on Smith to give him 1.5 on the day and 2.5 on the season...also made five tackles (three solo), one quarterback pressure and one hit on the quarterback...**vs. San Francisco (12/2):** Started at right defensive tackle...notched a season-high among Rams defensive linemen in tackles with 11 (five solo), including one for loss...**at Buffalo (12/9):** Started at right defensive tackle... split a sack on Buffalo QB Ryan Fitzpatrick on the first drive of the game...tallied a solo sack for a loss of six yards to push his season total to 4.0...forced a RB Fred Jackson fumble, which was recovered by LB James Laurinaitis and returned four yards...marks the first forced fumble of his career...also made six tackles (five solo), including one for loss...added two quarterback pressures and two quarterback hits...**vs. Minnesota (12/16):** Started at right defensive tackle...recorded seven tackles (two solo)...**at Tampa Bay (12/23):** Started at right defensive tackle...tallied five tackles (one solo)...also tipped one pass that was intercepted by DE Eugene Sims.

COLLEGE: Earned Associated Press second-team All-Southeastern Conference honors...in two seasons at Louisiana State, Brockers appeared in 27 games, starting 15 contests at left defensive tackle...credited with 79 tackles (34 solo), two sacks (16 yards), 11 stops for loss (33 yards) and five quarterback pressures...caused two fumbles, blocked one kick, intercepted one pass and deflected three others.

PERSONAL: Attended Chavez High School in Houston, Texas, playing football for Lobos head coach Mike Jackson...a dominating defensive end that was considered among the top prospects in the state of Texas for the Class of 2009...was rated the 10th

defensive end in the country and 23rd prospect in the state of Texas by Rivals.com...Scout.com regarded him as the nation's 16th defensive end, with both recruiting services giving him a four-star rating...added Super Prep All-American honors while leading the Lobos to the first round of the Texas Class 5A state playoffs in 2008, as he also earned first-team All-Region and All-State honors as a senior...had previously established himself as one of the state's up-and-coming defenders after finishing his junior season with 59 tackles and 10 sacks in 2007...blocked one punt and one field goal...general studies major...one of five children of Tiffany Brockers...born Michael Seth Brockers in Houston, Texas...participated in numerous community events, including the Make-A-Wish Celebrity Server dinner, Motion for Kids Holiday Party Chair, Defensive Line Paintball Tournament to benefit St. Patrick Center and the All-Community Team Ticket program - Brockers' Big Timers.

MICHAEL BROCKERS NFL STATISTICS

| REGULAR SEASON | | | | | | | | | | | | | | | | |
|----------------|------|--------------|------------|------------|------------|-------------|-------------|----------|---------------|----------|----------|----------|----------|----------|----------|-----|
| Year | Team | G/S | Tackles | | | | Sk | Yds | Interceptions | | | | Fumbles | | | |
| | | | Total | Solo | Asst | Yds | | | Int | Yds | Lg | TD | PD | FF | FR | Yds |
| 2012 | RAMS | 13/12 | 63 | 31 | 32 | 4.0 | 18.5 | 0 | 0 | 0 | 0 | 0 | 2 | 1 | 0 | 0 |
| 2013 | RAMS | 16/16 | 75 | 40 | 35 | 5.5 | 24.0 | 0 | 0 | 0 | 0 | 0 | 2 | 0 | 0 | 0 |
| 2014 | RAMS | 16/16 | 73 | 31 | 42 | 2.0 | 8.0 | 0 | 0 | 0 | 0 | 0 | 0 | 1 | 0 | 0 |
| 2015 | RAMS | 8/8 | 48 | 30 | 18 | 2.0 | 6.0 | 0 | 0 | 0 | 0 | 0 | 0 | 0 | 0 | 0 |
| Total | | 53/52 | 259 | 132 | 127 | 13.5 | 56.5 | 0 | 0 | 0 | 0 | 2 | 3 | 1 | 0 | |

SINGLE GAME HIGHS
 Total Tackles – 11, vs. San Francisco (12/2/12)
 Solo Tackles – 8, at Seattle (12/29/13)
 Sacks –2.0, two times, last at San Francisco (12/1/13)

MICHAEL BROCKERS GAME-BY-GAME STATISTICS

| 2015 ST. LOUIS RAMS | | | | | | | | | | | | | | | |
|---------------------|------------|------------|-----------|-----------|-----------|------------|------------|----------|----------|----------|----------|----------|----------|----------|----------|
| Game | W/L | P/S | T | S | A | Sk | Yds | Int | Yds | Lg | TD | PD | FF | FR | Yds |
| SEA 9/13 | W | 1/1 | 13 | 6 | 7 | 0.0 | 0 | 0 | 0 | 0 | 0 | 0 | 0 | 0 | 0 |
| @WASH 9/20 | L | 1/1 | 9 | 6 | 3 | 0.0 | 0 | 0 | 0 | 0 | 0 | 0 | 0 | 0 | 0 |
| PIT 9/27 | L | 1/1 | 5 | 4 | 1 | 0.0 | 0 | 0 | 0 | 0 | 0 | 0 | 0 | 0 | 0 |
| @ARIZ 10/4 | W | 1/1 | 2 | 0 | 2 | 0.0 | 0 | 0 | 0 | 0 | 0 | 0 | 0 | 0 | 0 |
| @GB 10/11 | L | 1/1 | 5 | 3 | 2 | 1.0 | 3.0 | 0 | 0 | 0 | 0 | 0 | 0 | 0 | 0 |
| CLEV 10/25 | W | 1/1 | 4 | 3 | 1 | 0.0 | 0 | 0 | 0 | 0 | 0 | 0 | 0 | 0 | 0 |
| SF 11/1 | W | 1/1 | 6 | 4 | 2 | 1.0 | 3.0 | 0 | 0 | 0 | 0 | 0 | 0 | 0 | 0 |
| @MINN 11/8 | L | 1/1 | 4 | 4 | 0 | 0.0 | 0 | 0 | 0 | 0 | 0 | 0 | 0 | 0 | 0 |
| CHI 11/15 | 0/0 | 0/0 | 0 | 0 | 0 | 0.0 | 0 | 0 | 0 | 0 | 0 | 0 | 0 | 0 | 0 |
| @BAL 11/22 | 0/0 | 0/0 | 0 | 0 | 0 | 0.0 | 0 | 0 | 0 | 0 | 0 | 0 | 0 | 0 | 0 |
| @CIN 11/29 | 0/0 | 0/0 | 0 | 0 | 0 | 0.0 | 0 | 0 | 0 | 0 | 0 | 0 | 0 | 0 | 0 |
| ARIZ 12/6 | 0/0 | 0/0 | 0 | 0 | 0 | 0.0 | 0 | 0 | 0 | 0 | 0 | 0 | 0 | 0 | 0 |
| DET 12/13 | 0/0 | 0/0 | 0 | 0 | 0 | 0.0 | 0 | 0 | 0 | 0 | 0 | 0 | 0 | 0 | 0 |
| TAMPA 12/17 | 0/0 | 0/0 | 0 | 0 | 0 | 0.0 | 0 | 0 | 0 | 0 | 0 | 0 | 0 | 0 | 0 |
| @SEA 12/27 | 0/0 | 0/0 | 0 | 0 | 0 | 0.0 | 0 | 0 | 0 | 0 | 0 | 0 | 0 | 0 | 0 |
| @SF 1/3/16 | 0/0 | 0/0 | 0 | 0 | 0 | 0.0 | 0 | 0 | 0 | 0 | 0 | 0 | 0 | 0 | 0 |
| TOTAL | 4-4 | 8/8 | 48 | 30 | 18 | 2.0 | 6.0 | 0 | 0 | 0 | 0 | 0 | 0 | 0 | 0 |

| 2014 ST. LOUIS RAMS | | | | | | | | | | | | | | | |
|---------------------|-------------|--------------|-----------|-----------|-----------|------------|----------|----------|----------|----------|----------|----------|----------|----------|----------|
| Game | W/L | P/S | T | S | A | Sk | Yds | Int | Yds | Lg | TD | PD | FF | FR | Yds |
| MIN 9/7 | L | 1/1 | 3 | 2 | 1 | 0.0 | 0 | 0 | 0 | 0 | 0 | 0 | 0 | 0 | 0 |
| @TB 9/14 | W | 1/1 | 1 | 0 | 1 | 0.0 | 0 | 0 | 0 | 0 | 0 | 0 | 0 | 0 | 0 |
| DAL 9/21 | L | 1/1 | 6 | 4 | 2 | 0.0 | 0 | 0 | 0 | 0 | 0 | 0 | 0 | 0 | 0 |
| PHI 10/5 | L | 1/1 | 1 | 0 | 1 | 0.0 | 0 | 0 | 0 | 0 | 0 | 0 | 0 | 0 | 1 |
| SF 10/13 | L | 1/1 | 4 | 3 | 1 | 0.0 | 0 | 0 | 0 | 0 | 0 | 0 | 0 | 0 | 0 |
| SEA 10/19 | W | 1/1 | 4 | 0 | 4 | 0.0 | 0 | 0 | 0 | 0 | 0 | 0 | 0 | 0 | 0 |
| @KC 10/26 | L | 1/1 | 3 | 2 | 1 | 0.0 | 0 | 0 | 0 | 0 | 0 | 0 | 0 | 0 | 0 |
| @SF 11/2 | W | 1/1 | 5 | 4 | 1 | 1.0 | 4 | 0 | 0 | 0 | 0 | 0 | 0 | 0 | 0 |
| @ARI 11/9 | L | 1/1 | 2 | 0 | 2 | 0.0 | 0 | 0 | 0 | 0 | 0 | 0 | 0 | 0 | 0 |
| DEN 11/16 | W | 1/1 | 2 | 1 | 1 | 0.0 | 0 | 0 | 0 | 0 | 0 | 0 | 0 | 0 | 0 |
| @SD 11/23 | L | 1/1 | 5 | 2 | 3 | 1.0 | 4 | 0 | 0 | 0 | 0 | 0 | 0 | 0 | 0 |
| OAK 11/30 | W | 1/1 | 8 | 6 | 2 | 0.0 | 0 | 0 | 0 | 0 | 0 | 0 | 0 | 0 | 0 |
| @WAS 12/7 | W | 1/1 | 2 | 0 | 2 | 0.0 | 0 | 0 | 0 | 0 | 0 | 0 | 0 | 0 | 0 |
| ARI 12/11 | L | 1/1 | 8 | 2 | 6 | 0.0 | 0 | 0 | 0 | 0 | 0 | 0 | 0 | 0 | 0 |
| NYG 12/21 | L | 1/1 | 9 | 2 | 7 | 0.0 | 0 | 0 | 0 | 0 | 0 | 0 | 0 | 0 | 0 |
| @SEA 12/28 | L | 1/1 | 10 | 3 | 7 | 0.0 | 0 | 0 | 0 | 0 | 0 | 0 | 0 | 0 | 0 |
| TOTAL | 6-10 | 16/16 | 73 | 31 | 42 | 2.0 | 8 | 0 | 0 | 0 | 0 | 0 | 0 | 1 | 0 |

| 2013 ST. LOUIS RAMS | | | | | | | | | | | | | | | |
|---------------------|------------|--------------|-----------|-----------|-----------|------------|-------------|----------|----------|----------|----------|----------|----------|----------|----------|
| Game | W/L | P/S | T | S | A | Sk | Yds | Int | Yds | Lg | TD | PD | FF | FR | Yds |
| ARI 9/8 | W | 1/1 | 4 | 3 | 1 | 0.0 | 0 | 0 | 0 | 0 | 0 | 0 | 0 | 0 | 0 |
| @ATL 9/15 | L | 1/1 | 1 | 1 | 0 | 0.0 | 0 | 0 | 0 | 0 | 0 | 0 | 0 | 0 | 0 |
| @DAL 9/22 | L | 1/1 | 5 | 2 | 3 | 0.0 | 0 | 0 | 0 | 0 | 0 | 0 | 0 | 0 | 0 |
| SF 9/26 | L | 1/1 | 3 | 2 | 1 | 0.5 | 4.0 | 0 | 0 | 0 | 0 | 0 | 0 | 0 | 0 |
| JAC 10/6 | W | 1/1 | 4 | 2 | 2 | 1.0 | 3.0 | 0 | 0 | 0 | 0 | 1 | 0 | 0 | 0 |
| @HOU 10/13 | W | 1/1 | 7 | 7 | 0 | 2.0 | 4.0 | 0 | 0 | 0 | 0 | 0 | 0 | 0 | 0 |
| @CAR 10/20 | L | 1/1 | 2 | 0 | 2 | 0.0 | 0 | 0 | 0 | 0 | 0 | 0 | 0 | 0 | 0 |
| SEA 10/28 | L | 1/1 | 6 | 1 | 5 | 0.0 | 0 | 0 | 0 | 0 | 0 | 0 | 0 | 0 | 0 |
| TEN 11/3 | L | 1/1 | 5 | 4 | 1 | 0.0 | 0 | 0 | 0 | 0 | 0 | 0 | 0 | 0 | 0 |
| @IND 11/10 | W | 1/1 | 4 | 1 | 3 | 0.0 | 0 | 0 | 0 | 0 | 0 | 0 | 0 | 0 | 0 |
| CHI 11/24 | W | 1/1 | 2 | 1 | 1 | 0.0 | 0 | 0 | 0 | 0 | 0 | 1 | 0 | 0 | 0 |
| @SF 12/1 | L | 1/1 | 7 | 2 | 5 | 2.0 | 13.0 | 0 | 0 | 0 | 0 | 0 | 0 | 0 | 0 |
| @ARI 12/8 | L | 1/1 | 6 | 2 | 4 | 0.0 | 0 | 0 | 0 | 0 | 0 | 0 | 0 | 0 | 0 |
| NO 12/15 | W | 1/1 | 6 | 4 | 2 | 0.0 | 0 | 0 | 0 | 0 | 0 | 0 | 0 | 0 | 0 |
| TB 12/22 | W | 1/1 | 3 | 0 | 3 | 0.0 | 0 | 0 | 0 | 0 | 0 | 0 | 0 | 0 | 0 |
| @SEA 12/29 | L | 1/0 | 10 | 8 | 2 | 0.0 | 0 | 0 | 0 | 0 | 0 | 0 | 0 | 0 | 0 |
| TOTAL | 7-9 | 16/16 | 75 | 40 | 35 | 5.5 | 24.0 | 0 | 0 | 0 | 0 | 2 | 0 | 0 | 0 |

| 2012 ST. LOUIS RAMS | | | | | | | | | | | | | | | |
|---------------------|--------------|--------------|-----------|-----------|-----------|------------|-------------|----------|----------|----------|----------|----------|----------|----------|----------|
| Game | W/L | P/S | T | S | A | Sk | Yds | Int | Yds | Lg | TD | PD | FF | FR | Yds |
| @DET 9/9 | L | | | | | | | | | | | | Inactive | | |
| WAS 9/16 | W | | | | | | | | | | | | Inactive | | |
| @CHI 9/23 | L | | | | | | | | | | | | Inactive | | |
| SEA 9/30 | W | 1/1 | 2 | 0 | 2 | 0.0 | 0 | 0 | 0 | 0 | 0 | 0 | 0 | 0 | 0 |
| ARI 10/4 | W | 1/1 | 2 | 2 | 0 | 0.0 | 0 | 0 | 0 | 0 | 0 | 0 | 0 | 0 | 0 |
| @MIA 10/14 | L | 1/1 | 1 | 0 | 1 | 0.0 | 0 | 0 | 0 | 0 | 0 | 0 | 0 | 0 | 0 |
| GB 10/21 | L | 1/1 | 7 | 4 | 3 | 1.0 | 4 | 0 | 0 | 0 | 0 | 0 | 0 | 0 | 0 |
| NE 10/28 | L | 1/0 | 2 | 0 | 2 | 0.0 | 0 | 0 | 0 | 0 | 0 | 1 | 0 | 0 | 0 |
| @SF 11/11 | T | 1/1 | 5 | 3 | 2 | 1.5 | 8 | 0 | 0 | 0 | 0 | 0 | 0 | 0 | 0 |
| NYJ 11/18 | L | 1/1 | 6 | 4 | 2 | 0.0 | 0 | 0 | 0 | 0 | 0 | 0 | 0 | 0 | 0 |
| @ARI 11/25 | W | 1/1 | 6 | 3 | 3 | 0.0 | 0 | 0 | 0 | 0 | 0 | 0 | 0 | 0 | 0 |
| SF 12/2 | W | 1/1 | 11 | 5 | 6 | 0.0 | 0 | 0 | 0 | 0 | 0 | 0 | 0 | 0 | 0 |
| @BUF 12/9 | W | 1/1 | 6 | 5 | 1 | 1.5 | 6.5 | 0 | 0 | 0 | 0 | 0 | 1 | 0 | 0 |
| MIN 12/16 | L | 1/1 | 7 | 2 | 5 | 0.0 | 0 | 0 | 0 | 0 | 0 | 0 | 0 | 0 | 0 |
| @TB 12/23 | W | 1/1 | 5 | 1 | 4 | 0.0 | 0 | 0 | 0 | 0 | 0 | 1 | 0 | 0 | 0 |
| @SEA 12/30 | L | 1/1 | 3 | 2 | 1 | 0.0 | 0 | 0 | 0 | 0 | 0 | 0 | 0 | 0 | 0 |
| TOTAL | 7-8-1 | 13/12 | 63 | 31 | 32 | 4.0 | 18.5 | 0 | 0 | 0 | 0 | 2 | 1 | 0 | 0 |



68 | JAMON BROWN

| | |
|-------------|-------------------|
| Position: | Offensive Lineman |
| Ht./Wt.: | 6-3/323 |
| Birth Date: | 3/15/93 |
| College: | Louisville |
| Hometown: | Louisville, Ky. |
| Experience: | Rookie |
| Acquired: | D3A-(72nd)-2015 |

Career GP/GS (Playoffs): 8/8 (0/0)



TRANSACTIONS: Selected by St. Louis in the third round (72nd overall) of the 2015 NFL Draft (5/1/15).

2015 SEASON: Week 9 at Minnesota (11/8): Started at guard...**Week 8 vs. San Francisco (11/1):** Started at guard...opened up rushing lanes for the team to gain 197 yards on the ground...**Week 7 vs. Cleveland (10/25):** Started at left guard...helped block for RB Todd Gurley to tally two rushing touchdowns...**Week 5 at Green Bay (10/11):** Started at left guard...**Week 4 at Arizona (10/4):** Started at left guard...opened up running lanes for rookie RB Todd Gurley to record 146 rushing yards...**Week 3 vs. Pittsburgh (9/27):** Started at left guard...**Week 2 at Washington (9/20):** Started at left guard...**Week 1 vs. Seattle (9/13):** Started at left guard in his NFL debut...helped block for 19 first downs.

COLLEGE: Started all 13 games at offensive tackle in 2014 season...earned second team All-ACC accolades after leading the Cardinals to a 9-3 record...helped the Cardinals average 142.7 yards per game on the ground...allowed two sacks all season from his tackle position...started his 40th career game in the Belk Bowl versus Georgia...started all 13 games at left tackle in 2013 after playing right tackle in 2012...played on an offense that averaged 460.8 yards per game...offense scored 30 or more points nine times...started all 13 games at right tackle in 2012...helped the Cardinals average 296.1 yards through the air and 122.7 yards on the ground...appeared in nine games during freshman campaign in 2011, made one start...started the year at defensive tackle before making the transition to offense...made collegiate debut at defensive tackle against Murray State...earned first start at offensive guard versus North Carolina in a 14-7 loss...appeared in seven other games on the offensive line.

PERSONAL: Big, athletic defensive lineman who was considered one of the best prospects in the state of Kentucky...played for Curtis Higgins at Fern Creek High School...a three-year starter on defense and two-year starter on offense...rated seventh on the 2011 Kentucky's Watch List... ranked as the 52nd best defensive line prospect by Scout.com...rated three-star prospect by Rivals.com and the 58th-best tackle...recorded 25 tackles for loss in his career, including 12 as a senior despite playing with a nagging ankle injury... voted All-District 6-A... named to the All-Southern First Team by the Orlando Sentinel...earned Honorable Mention All-State accolades... rated as the 14th-best senior in the state of Kentucky...rated as the 47th-best defensive tackle by ESPN...helped his power-lifting team to a second-place finish in the state... raised his bench max to 300 pounds and his squat to 525... selected third team All-State as a junior...son of June Embers...justice administration major...sang a solo at the banquet of the Russell Athletic Bowl.

BROWN'S Games Played Stats: RAMS 2015 (8/8).



26 | CHRISTIAN BRYANT

| | |
|-------------|---------------------|
| Position: | Safety |
| Ht./Wt.: | 5-10/198 |
| Birth Date: | 3/21/92 |
| College: | Ohio State |
| Hometown: | Cleveland, Ohio |
| Experience: | 1st year (1st Rams) |
| Acquired: | D7B-2014 (241st) |

Career GP/GS (Playoffs): 3/0 (0/0)



TRANSACTIONS: Signed to the Rams active roster (10/27/15), after being released (10/23/15)...added to the practice squad (9/6/15), after being released (9/5/15)...signed with the Rams (12/30/14)...signed to the St. Louis practice squad (9/1/14), after being released (8/30/14)...selected by the Rams in the seventh round (241st overall) of the 2014 NFL Draft (5/10/14).

2015 SEASON: Week 9 at Minnesota (11/8): Saw action on special teams...made one tackle...**Week 8 vs. San Francisco (11/1):** Declared inactive...**Week 7 vs. Cleveland (10/25):** Not on Rams roster...**Week 5 at Green Bay (10/11):** Saw action on special teams...**Week 4 at Arizona (10/4):** Saw action on special teams.

2014 SEASON: Spent the 2014 season as a member of the Rams' practice squad.

COLLEGE: Three-year starting safety and team leader Christian Bryant suffered a broken ankle at the end of the Wisconsin game his senior season of the 2013 and missed the remainder of the season...voted to be one of the team's eight game captains prior to the start of the season...he played in 36 Ohio State games and made 27 starts in the secondary, including starting all 12 games in 2012 as a junior when the Buckeyes went 12-0 and were the No. 3 team in the nation...had 22 tackles at the time of his injury to rank third on the team...recorded 171 tackles in his career with two interceptions, 23 pass break-ups, three forced fumbles and a fumble recovery...at the time of his injury his 171 tackles and his 23 pass break-ups were second-most among current Buckeyes...was named to the preseason watch lists for the Naguraki and Thorpe awards.

PERSONAL: Attended Glenville High School...selected to play in the 10th annual U.S. Army All-American Bowl at the Alamodome in San Antonio, Texas...led Glenville to its second state semifinal birth in school history...received a four-star rating by Rivals.com...his parents and cousins - John Morgan and Cedric Summerville - influenced him to pursue football...he has one younger brother, Coby...graduated in Spring 2014 with his degree in sociology...participated in numerous community events, including Coach Fisher & Friends Celebrity Softball Game and the 6th Annual Playground Build at Marygrove.



89 | JARED COOK

| | |
|-------------|---------------------|
| Position: | Tight End |
| Ht./Wt.: | 6-5/254 |
| Birth Date: | 4/7/87 |
| College: | South Carolina |
| Hometown: | Suwanee, Ga. |
| Experience: | 7th year (3rd Rams) |
| Acquired: | UFA(TEN)-2013 |

Career GP/GS (Playoffs): 99/37 (0/0)



TRANSACTIONS: Signed with the St. Louis Rams as a free agent (3/13/12)...selected by the Titans in the third round (89th overall) of the 2009 NFL Draft.

PRO: Seven-year NFL veteran, completed his second as a Ram...in his first season as a Ram in 2013, he set a new record for most receiving yards in a season by a Rams tight end (671)...in his Rams' debut, he caught seven passes for 141 yards, the most yards by a tight end in a single game in franchise history...after a rookie season in which he played sparingly, putting up nine receptions for 74 yards, he enjoyed a strong sophomore campaign with 29 receptions for 361 yards and a touchdown...tied for 10th among NFL tight ends in the second half of the 2010 season with 26 catches in the final eight games...made further strides in 2011 by setting career highs in every receiving category, including a total of 759 receiving yards, which ranked second in Titans/Oilers history for a tight end (768 by Frank Wycheck in 1998)...widely considered one of the top playmakers at his position coming out of college, the Titans thought highly enough of him that they traded a 2010 second-round draft choice to the New England Patriots to acquire him in the third round of the 2009 NFL Draft.

2015 SEASON: Week 9 at Minnesota (11/8): Started at tight end...caught one pass for 10 yards...**Week 8 vs. San Francisco (11/1):** Started at tight end...hauled in a 49-yard reception, his longest pass play this season...also had a two-point conversion catch...**Week 7 vs. Cleveland (10/25):** Started at tight end...**Week 5 at Green Bay (10/11):** Saw action on offense...caught one pass for eight yards...**Week 4 at Arizona (10/4):** Started at tight end...caught three passes for 22 yards...**Week 3 vs. Pittsburgh (9/27):** Started at tight end...caught one pass for seven yards...**Week 2 at Washington (9/20):** Started at tight end...led the team in receptions for the second consecutive week, bringing in five for 27 yards...**Week 1 vs. Seattle (9/13):** Started at tight end...led the team in receiving yards with 85 yards on five receptions, including a long of 30 yards

2014 SEASON: Totaled 52 receptions for 634 yards and three touchdowns...**vs. Dallas (9/21):** Started at tight end...led the team in catches with seven for a total of 75 yards...**at San Francisco (11/2):** Saw action at tight end...notched two receptions for 12 yards...marked 40 consecutive games including his 24 games as a Ram that he caught a pass...**at Arizona (11/9):** Started at tight end...hauled in two passes for 84 yards and one touchdown...**at Washington (12/7):** Started at tight end...hauled in four passes for 61 yards and two touchdowns...his two touchdown performance was his second of his career, the last time he had two touchdown receptions in the same game was his first game as a Ram against Arizona (9/8/13)...**vs. New York Giants (12/21):** Started at tight end...notched five receptions for 41 yards.

2013 SEASON: Played in 16 games, 13 starts...caught 51 passes for 671 yards...set a new record for most receiving yards in a season by a Rams tight end (671)...set two all-time, single-season franchise records for Rams' tight ends with his 51 receptions for 671 yards, both marks are the most by a tight end in Rams history...previously, TE Pete Holohan had 59 receptions in 1988 and Mike Barber had 657 receiving yards in 1983...**vs. Arizona (9/8):** Hauled in a 13-yard touchdown pass from QB Sam Bradford...his first touchdown as a Ram...he brought in a second touchdown from Bradford on a 1-yard pass...marked his first multi-touchdown game of his career and pushes his career total to 10...he finished with 141 receiving yards, the most by a Rams' tight end in history...the performance is his second-highest career total, behind his 169 yards vs. Jacksonville (12/24/11), as a member of the Titans...marked his third 100-yard plus game of his career...**vs. Tennessee (11/3):** Started at tight end...caught his third touchdown pass of the season...totaled three passes for 36 yards...**vs. Chicago (11/24):** Started at tight end...led the team in receiving yards with 80 on four catches and one touchdown...tied a personal best for touchdowns in a season...**at San Francisco (12/1):** Started at tight end...led the team in receiving yards with 49 on three catches...**at Arizona (12/8):** Saw action on offense...led the team in receiving yards with 49 on three receptions...**at Seattle (12/29):** Started at tight end...registered a two-yard touchdown pass from QB Kellen Clemens...with the score, established a new personal best with five touchdowns this season.

2012 SEASON: Played in 13 games with five starts at tight end and tied for the team lead with four receiving touchdowns. Despite missing the final three games, ranked fourth on the team with 44 receptions and 523 receiving yards. Was placed on injured reserve on Dec. 13, 2012. Led the team in receptions once in 2012 (at JAC). Led the team in receiving yards once in 2012 (vs. NE)...**vs. New England (9/9):** Started at tight end and led the team with 64 receiving yards on four catches. Converted a third-and-six with a 19-yard grab over the middle late in the first quarter. Kickstarted the Titans' touchdown drive with a 35-yard reception early in the third quarter...**at San Diego (9/16):** Started at tight end and hauled in three receptions for 23 yards...**vs. Detroit (9/23):** Started at tight end and snared four catches for 77 yards and a touchdown before leaving the game in the second quarter with an injury. Gave the Titans a 17-6 lead with a 61-yard touchdown on a catch-and-run with 13:00 remaining in the second quarter...**at Houston (9/30):** Played as a reserve at tight end and caught three passes for 36 yards. Snared a 25-yard catch from Matt Hasselbeck on the final play of the first quarter...**at Minnesota (10/7):** Saw action as a reserve at tight end and grabbed five receptions for 37 yards, including a touchdown. Hauled in a 10-yard touchdown pass from Matt Hasselbeck with 10:35 remain-

ing in the fourth quarter...**vs. Pittsburgh (10/11)**: Played as a reserve at tight end and snared four catches for 54 yards. Helped set up the Titans' field goal before the half with a 19-yard catch late in the second quarter. Set up the Titans' game-winning field goal with a 25-yard catch-and-run to the Steelers' 25-yard line with 32 seconds left to play in the game...**at Buffalo (10/21)**: Saw action as a reserve at tight end and grabbed two receptions for 37 yards. Extended the Titans' third touchdown drive with a pair of third down conversions: an eight-yard grab on third-and-6 and a 29-yard catch-and-run on third-and-6...**vs. Indianapolis (10/28)**: Played as a reserve at tight end and snared three receptions for 45 yards. Extended the Titans' first scoring drive with a 16-yard grab on third-and-5 in the opening stanza. Hauled in a 29-yard reception on the Titans' scoring drive in the fourth quarter...**vs. Chicago (11/4)**: Started at tight end and collected two receptions for six yards...**at Miami (11/11)**: Played as a reserve at tight end and hauled in one touchdown reception for 26 yards. Extended the Titans' lead to 31-3 with a leaping, 26-yard touchdown reception on third-and-15 with 6:54 remaining in the third stanza...**at Jacksonville (11/25)**: Saw action as a reserve at tight end and led the team with six receptions for 47 yards. Extended the Titans' scoring drive in the third quarter with a 15-yard catch on third-and-14...**Houston (12/2)**: Started at tight end and notched four receptions for 51 yards. Kickstarted the Titans' initial scoring drive with a diving 25-yard grab in the opening quarter...**at Indianapolis (12/9)**: Played as a reserve at tight end and caught three passes for 20 yards with a touchdown. Gave the Titans an early 7-0 lead with a leaping, 18-yard touchdown catch on third-and-six with 10:10 left to play in the first quarter.

2011 SEASON: Played in all 16 games with five starts at tight end and finished second on the team with a career-best 759 receiving yards, a total that also ranks second in franchise history by a tight end behind only Frank Wycheck's 768 yards in 1998. Ranked third on the team with 49 catches. Tied for the team lead in receptions four times in 2011 (at CLE, at IND, vs. JAX, at HST). Led the team in receiving yards three times in 2011 (at CLE, at IND, vs. JAX)...**at Cleveland (10/2)**: Tied for the team lead with two receptions for a team-best 93 receiving yards and a touchdown. Extended the Titans lead to 14-6 with an 80-yard touchdown on a catch-and-run play down the left sideline with 13:59 left to play in the second quarter...**vs. Houston (10/23)**: Snared two receptions for 22 yards with a touchdown. Got the Titans on the scoreboard with a five-yard touchdown reception in the corner of the end zone on fourth-and-goal with 5:34 remaining in the third quarter...**vs. Indianapolis (10/30)**: Set up the Titans' first touchdown with a 32-yard reception on a third-and-6 late in the second quarter...**at Atlanta (11/20)**: Caught five passes for 51 yards. Kickstarted the Titans' scoring drive at the end of the first half with a 20-yard catch. Hauled in a 22-yard pass from Jake Locker on fourth-and-17 during the touchdown drive late in the final quarter...**at Indianapolis (12/18)**: Led the team with a career-high nine receptions and a career-best 103 receiving yards. It was his first career 100-yard game. Extended a Titans' touchdown drive with a nine-yard catch on third-and-1 in the fourth quarter...**vs. Jacksonville (12/24)**: Led the team with eight receptions and a career-high 169 yards with a score. The 169 receiving yards set a new single-game franchise record for a tight end. Set up the Titans' first field goal with an 18-yard grab over the middle in the first quarter. Gave the Titans a 10-0 lead with a 55-yard touchdown catch over the deep middle with 4:39 left to play in the first stanza. Helped run out the clock with a 29-yard reception on third-and-five late in the fourth quarter...**at Houston (1/1)**: Tied for the team lead with four receptions for 63 yards. Helped set up the Titans' first touchdown of the afternoon with a 25-yard grab down to the Texans' four-yard line in the second quarter.

2010 SEASON:: Appeared in all 16 games with one start at tight end and collected 29 receptions for 361 yards with a touchdown. Over the final eight games of the season, tied for 10th among NFL tight ends with 26 receptions. Led or tied for the team lead in receptions four times in 2010 (at HOU, vs. JAX, at KC, at IND). Led the team in receiving yards twice in 2010 (vs. JAX, at KC)...**at San Diego (10/31)**: Caught one pass for 36 yards. Registered a solo tackle on special teams coverage units. Extended a Titans' scoring drive with a career-long 36-yard reception down the right sideline on third-and-4 in the first quarter...**at Houston (11/28)**: Tied for the team lead with four receptions for 40 yards. Drew a 20-yard pass interference penalty in the fourth quarter. Hauled in a 23-yard reception late in the fourth quarter...**vs. Jacksonville (12/5)**: Led the team with four receptions and 47 receiving yards. Extended a Titans' scoring drive by grabbing a seven-yard reception on fourth-and-6 in the fourth quarter...**vs. Houston (12/19)**: Made his first career start at tight end and hauled in three receptions for 42 yards. Hauled in a 27-yard reception along the left sideline in the third quarter...**at Kansas City (12/26)**: Led the team with five receptions and 96 receiving yards with his first career touchdown. Hauled in a 28-yard pass with an over-the-shoulder grab in the second quarter. Extended the Titans' second touchdown drive with a 22-yard reception on third-and-15 in the third quarter. On the next play, scored his first career touchdown on a 22-yard grab...**at Indianapolis (1/2)**: Led the team with seven receptions for 58 yards. Hauled in an 18-yard reception on third-and-8 late in the second quarter.

2009 SEASON:: Posted nine receptions for 74 yards in 14 games during rookie campaign...**vs. Houston (9/20)**: Made his NFL debut as a reserve...**at Jacksonville (10/4)**: Grabbed two catches for 11 yards, including his first career NFL reception, a five-yard pass from Kerry Collins...**vs. Indianapolis (10/11)**: Totaled season-high three receptions for 27 yards...**vs. Arizona (11/29)**: Made two key receptions for 29 total yards during game-winning touchdown drive in the fourth quarter, including a 17-yard catch on third-and-5.

COLLEGE: As a junior (2008), earned first-team All-SEC recognition by league's coaches and second-team accolades from Associated Press and Rivals.com...named one of eight semifinalists for Mackey Award, given to nation's top tight end...appeared in 13 games with 11 starts. Ranked second on team with 37 receptions and 573 receiving yards while leading team with 15.5-yard reception average. Had team's two longest receptions of season—a 66-yard touchdown against Arkansas (11/8) and 63-yard reception at Ole Miss (10/4). At Vanderbilt (9/4), had career-best day, recording eight receptions for 111 yards...as a sophomore (2007), moved permanently to tight end and appeared in 12 games with three starts. Ranked third on squad with 30 receptions for 421 yards (second on team). His 14.0-yard receiving average was highest for any player on team with more than two receptions...as a redshirt freshman (2006), split season between tight end and wide receiver. Saw action in 12 games and caught six passes for 113 yards, an average of 18.8 yards per catch...redshirted in 2005.

PERSONAL: Single, splits time between Nashville and Suwanee, Ga...attended North Gwinnett (Ga.) High School, where he played receiver and free safety. As senior, caught 32 passes for 800 yards and 10 touchdowns. Named first-team All-Conference, All-State and Super 11 Team selection by The Atlanta Journal Constitution. Rated 24th-best player in Georgia and 40th-best wide receiver in country by Rivals.com...also played basketball and earned All-Conference and All-State honors. During high school, his AAU basketball team, the Georgia Stars, won a national championship...born Jared Alan Cook on April 7, 1987 in Birmingham, Ala...majored in retail...participated in numerous community events, including Komen Race for the Cure, Komen Power of a Promise Luncheon, Motion for Kids Holiday Party Honorary Chair, KidSmart Push for Pencils Honorary Chair and the All-Community Ticket Program - Cook's Kitchen.

JARED COOK NFL STATISTICS

REGULAR SEASON

| Year | Team | Receiving | | | | | | Rushing | | | | |
|---------------|-----------|--------------|------------|--------------|-------------|------------|-----------|----------|----------|------------|----------|----------|
| | | G/S | No | Yds | Avg | Lg | TD | Att | Yds | Avg | Lg | TD |
| 2009 | Tennessee | 14/0 | 9 | 74 | 8.2 | 17 | 0 | 0 | 0 | 0.0 | 0 | 0 |
| 2010 | Tennessee | 16/1 | 29 | 361 | 12.4 | 36 | 1 | 0 | 0 | 0.0 | 0 | 0 |
| 2011 | Tennessee | 16/5 | 49 | 759 | 15.5 | 80t | 3 | 0 | 0 | 0.0 | 0 | 0 |
| 2012 | Tennessee | 13/5 | 44 | 523 | 11.9 | 61t | 4 | 0 | 0 | 0.0 | 0 | 0 |
| 2013 | RAMS | 16/13 | 51 | 671 | 13.2 | 47 | 5 | 0 | 0 | 0.0 | 0 | 0 |
| 2014 | RAMS | 16/6 | 52 | 634 | 12.2 | 59t | 3 | 1 | 1 | 1.0 | 1 | 0 |
| 2015 | RAMS | 8/7 | 20 | 255 | 12.8 | 49 | 0 | 0 | 0 | 0.0 | 0 | 0 |
| TOTALS | | 99/37 | 254 | 3,277 | 12.9 | 80t | 16 | 1 | 1 | 1.0 | 1 | 0 |

ADDITIONAL CAREER STATISTICS: Tackles: 2009 (1), 2011 (1), 2012 (1); Special Teams Tackles: 2010 (7), 2011 (2); Kickoff Returns - 1 for 3 yards in 2010.

SINGLE GAME HIGHS

Receptions - 9, at Indianapolis (12/18/11)
 Receiving yards - 169, vs. Jacksonville (12/24/11)
 Long Reception - 80t, at Cleveland (10/2/11)
 Touchdowns - 2, vs. Arizona (9/8/13)

JARED COOK GAME-BY-GAME STATISTICS

2015 ST. LOUIS RAMS

| Game | W/L | P/S | Receiving | | | | | Rushing | | | | |
|--------------|------------|------------|-----------|------------|-------------|-----------|----------|----------|----------|------------|----------|----------|
| | | | No | Yds | Avg | Lg | TD | Att | Yds | Avg | Lg | TD |
| SEA 9/13 | W | 1/1 | 5 | 85 | 17.0 | 30 | 0 | 0 | 0 | 0.0 | 0 | 0 |
| @WASH 9/20 | L | 1/1 | 5 | 47 | 9.4 | 14 | 0 | 0 | 0 | 0.0 | 0 | 0 |
| PIT 9/27 | L | 1/1 | 1 | 7 | 7.0 | 7 | 0 | 0 | 0 | 0.0 | 0 | 0 |
| @ARIZ 10/4 | W | 1/1 | 3 | 22 | 7.3 | 12 | 0 | 0 | 0 | 0.0 | 0 | 0 |
| @GB 10/11 | L | 1/0 | 1 | 8 | 8.0 | 8 | 0 | 0 | 0 | 0.0 | 0 | 0 |
| CLEV 10/25 | W | 1/1 | 2 | 19 | 9.5 | 17 | 0 | 0 | 0 | 0.0 | 0 | 0 |
| SF 11/1 | W | 1/1 | 2 | 57 | 28.5 | 49 | 0 | 0 | 0 | 0.0 | 0 | 0 |
| @MINN 11/8 | L | 1/1 | 1 | 10 | 10.0 | 10 | 0 | 0 | 0 | 0.0 | 0 | 0 |
| CHI 11/15 | 0/0 | 0/0 | 0 | 0 | 0.0 | 0 | 0 | 0 | 0 | 0.0 | 0 | 0 |
| @BAL 11/22 | 0/0 | 0/0 | 0 | 0 | 0.0 | 0 | 0 | 0 | 0 | 0.0 | 0 | 0 |
| @CIN 11/29 | 0/0 | 0/0 | 0 | 0 | 0.0 | 0 | 0 | 0 | 0 | 0.0 | 0 | 0 |
| ARIZ 12/6 | 0/0 | 0/0 | 0 | 0 | 0.0 | 0 | 0 | 0 | 0 | 0.0 | 0 | 0 |
| DET 12/13 | 0/0 | 0/0 | 0 | 0 | 0.0 | 0 | 0 | 0 | 0 | 0.0 | 0 | 0 |
| TAMPA 12/17 | 0/0 | 0/0 | 0 | 0 | 0.0 | 0 | 0 | 0 | 0 | 0.0 | 0 | 0 |
| @SEA 12/27 | 0/0 | 0/0 | 0 | 0 | 0.0 | 0 | 0 | 0 | 0 | 0.0 | 0 | 0 |
| @SF 1/3/16 | 0/0 | 0/0 | 0 | 0 | 0.0 | 0 | 0 | 0 | 0 | 0.0 | 0 | 0 |
| TOTAL | 4-4 | 8/7 | 20 | 255 | 12.8 | 49 | 0 | 0 | 0 | 0.0 | 0 | 0 |

2014 ST. LOUIS RAMS

| Game | W/L | P/S | Receiving | | | | | Rushing | | | | |
|--------------|-------------|-------------|-----------|------------|-------------|------------|----------|----------|----------|------------|----------|----------|
| | | | No | Yds | Avg | Lg | TD | Att | Yds | Avg | Lg | TD |
| MIN 9/7 | L | 1/0 | 4 | 56 | 14.0 | 26 | 0 | 0 | 0 | 0.0 | 0 | 0 |
| @TB 9/14 | W | 1/1 | 4 | 46 | 11.5 | 22 | 0 | 0 | 0 | 0.0 | 0 | 0 |
| DAL 9/21 | L | 1/1 | 7 | 75 | 10.7 | 18 | 0 | 1 | 1 | 1.0 | 1 | 0 |
| PHI 10/5 | L | 1/1 | 4 | 44 | 11.0 | 14 | 0 | 0 | 0 | 0.0 | 0 | 0 |
| SF 10/13 | L | 1/1 | 4 | 74 | 18.5 | 39 | 0 | 0 | 0 | 0.0 | 0 | 0 |
| SEA 10/19 | W | 1/0 | 3 | 25 | 8.3 | 10 | 0 | 0 | 0 | 0.0 | 0 | 0 |
| @KC 10/26 | L | 1/0 | 1 | 11 | 11.0 | 11 | 0 | 0 | 0 | 0.0 | 0 | 0 |
| @SF 11/2 | W | 1/0 | 2 | 12 | 6.0 | 9 | 0 | 0 | 0 | 0.0 | 0 | 0 |
| @ARI 11/9 | L | 1/1 | 2 | 84 | 42.0 | 59t | 1 | 0 | 0 | 0.0 | 0 | 0 |
| DEN 11/16 | W | 1/0 | 3 | 19 | 6.3 | 9 | 0 | 0 | 0 | 0.0 | 0 | 0 |
| @SD 11/23 | L | 1/1 | 3 | 27 | 9.0 | 10 | 0 | 0 | 0 | 0.0 | 0 | 0 |
| OAK 11/30 | W | 1/0 | 0 | 0 | 0.0 | 0 | 0 | 0 | 0 | 0.0 | 0 | 0 |
| @WAS 12/7 | W | 1/0 | 4 | 61 | 15.3 | 35t | 2 | 0 | 0 | 0.0 | 0 | 0 |
| ARI 12/11 | L | 1/0 | 3 | 22 | 7.3 | 10 | 0 | 0 | 0 | 0.0 | 0 | 0 |
| NYG 12/21 | L | 1/0 | 5 | 41 | 8.2 | 12 | 0 | 0 | 0 | 0.0 | 0 | 0 |
| @SEA 12/28 | L | 1/0 | 3 | 37 | 12.3 | 20 | 0 | 0 | 0 | 0.0 | 0 | 0 |
| TOTAL | 6-10 | 16/6 | 52 | 634 | 12.2 | 59t | 3 | 1 | 1 | 1.0 | 1 | 0 |

2013 ST. LOUIS RAMS

| Game | W/L | P/S | Receiving | | | | | Rushing | | | | |
|--------------|------------|--------------|-----------|------------|-------------|-----------|----------|----------|----------|------------|----------|----------|
| | | | No | Yds | Avg | Lg | TD | Att | Yds | Avg | Lg | TD |
| ARI 9/8 | W | 1/1 | 7 | 141 | 20.1 | 47 | 2 | 0 | 0 | 0.0 | 0 | 0 |
| @ATL 9/15 | L | 1/1 | 1 | 10 | 10.0 | 10 | 0 | 0 | 0 | 0.0 | 0 | 0 |
| @DAL 9/22 | L | 1/1 | 5 | 44 | 8.8 | 19 | 0 | 0 | 0 | 0.0 | 0 | 0 |
| SF 9/26 | L | 1/1 | 4 | 45 | 11.3 | 18 | 0 | 0 | 0 | 0.0 | 0 | 0 |
| JAC 10/6 | W | 1/1 | 3 | 26 | 8.7 | 14 | 0 | 0 | 0 | 0.0 | 0 | 0 |
| @HOU 10/13 | W | 1/0 | 2 | 45 | 22.5 | 34 | 0 | 0 | 0 | 0.0 | 0 | 0 |
| @CAR 10/20 | L | 1/0 | 4 | 33 | 8.3 | 13 | 0 | 0 | 0 | 0.0 | 0 | 0 |
| SEA 10/28 | L | 1/1 | 3 | 31 | 10.3 | 19 | 0 | 0 | 0 | 0.0 | 0 | 0 |
| TEN 11/3 | L | 1/1 | 3 | 36 | 12.0 | 17 | 1 | 0 | 0 | 0.0 | 0 | 0 |
| @IND 11/10 | W | 1/1 | 1 | 17 | 17.0 | 17 | 0 | 0 | 0 | 0.0 | 0 | 0 |
| CHI 11/24 | W | 1/1 | 4 | 80 | 20.0 | 29 | 1 | 0 | 0 | 0.0 | 0 | 0 |
| @SF 12/1 | L | 1/1 | 3 | 49 | 16.3 | 20 | 0 | 0 | 0 | 0.0 | 0 | 0 |
| @ARI 12/8 | L | 1/0 | 3 | 49 | 16.3 | 31 | 0 | 0 | 0 | 0.0 | 0 | 0 |
| NO 12/15 | W | 1/1 | 1 | 8 | 8.0 | 8 | 0 | 0 | 0 | 0.0 | 0 | 0 |
| TB 12/22 | W | 1/1 | 2 | 27 | 13.5 | 18 | 0 | 0 | 0 | 0.0 | 0 | 0 |
| @SEA 12/29 | L | 1/1 | 5 | 30 | 6.0 | 14 | 1 | 0 | 0 | 0.0 | 0 | 0 |
| TOTAL | 7-9 | 16/13 | 51 | 671 | 13.2 | 47 | 5 | 0 | 0 | 0.0 | 0 | 0 |

2012 TENNESSEE TITANS

| Game | W/L | P/S | Receiving | | | | | Rushing | | | | |
|---------------|-------------|-------------|-----------|------------|-------------|------------|----------|----------|----------|------------|----------|----------|
| | | | No | Yds | Avg | Lg | TD | Att | Yds | Avg | Lg | TD |
| NE 9/9 | L | 1/1 | 4 | 64 | 16.0 | 35 | 0 | 0 | 0 | 0.0 | 0 | 0 |
| @SD 9/16 | L | 1/1 | 3 | 23 | 7.7 | 13 | 0 | 0 | 0 | 0.0 | 0 | 0 |
| DET 9/23 | W | 1/1 | 4 | 77 | 19.3 | 61t | 1 | 0 | 0 | 0.0 | 0 | 0 |
| @HOU 9/30 | L | 1/0 | 3 | 36 | 12.0 | 25 | 0 | 0 | 0 | 0.0 | 0 | 0 |
| @MIN 10/7 | L | 1/0 | 5 | 37 | 7.4 | 10t | 1 | 0 | 0 | 0.0 | 0 | 0 |
| PIT 10/11 | W | 1/0 | 4 | 54 | 13.5 | 25 | 0 | 0 | 0 | 0.0 | 0 | 0 |
| @BUF 10/21 | W | 1/0 | 2 | 37 | 18.5 | 29 | 0 | 0 | 0 | 0.0 | 0 | 0 |
| IND 10/28 | L | 1/0 | 3 | 45 | 15.0 | 29 | 0 | 0 | 0 | 0.0 | 0 | 0 |
| CHI 11/4 | L | 1/1 | 2 | 6 | 3.0 | 7 | 0 | 0 | 0 | 0.0 | 0 | 0 |
| @MIA 11/11 | W | 1/0 | 1 | 26 | 26.0 | 26t | 1 | 0 | 0 | 0.0 | 0 | 0 |
| @JAC 11/25 | L | 1/0 | 6 | 47 | 7.8 | 15 | 0 | 0 | 0 | 0.0 | 0 | 0 |
| HOU 12/2 | L | 1/1 | 4 | 51 | 12.8 | 25 | 0 | 0 | 0 | 0.0 | 0 | 0 |
| @IND 12/9 | L | 1/0 | 3 | 20 | 6.7 | 18t | 1 | 0 | 0 | 0.0 | 0 | 0 |
| NYJ 12/17 | W | | | | | Inactive | | | | | | |
| @GB 12/23 | L | | | | | Inactive | | | | | | |
| JAC 12/30 | W | | | | | Inactive | | | | | | |
| TOTALS | 6-10 | 13/5 | 44 | 523 | 11.9 | 61t | 4 | 0 | 0 | 0.0 | 0 | 0 |

JARED COOK GAME-BY-GAME STATISTICS

2011 TENNESSEE TITANS

| Game | W/L | P/S | Receiving | | | | Rushing | | | | | |
|---------------|------------|-------------|-----------|------------|-------------|------------|----------|----------|----------|------------|----------|----------|
| | | | No | Yds | Avg | Lg | TD | Att | Yds | Avg | Lg | TD |
| @JAC 9/11 | L | 1/1 | 1 | 7 | 7.0 | 7 | 0 | 0 | 0 | 0.0 | 0 | 0 |
| BAL 9/18 | W | 1/0 | 2 | 37 | 18.5 | 33 | 0 | 0 | 0 | 0.0 | 0 | 0 |
| DEN 9/25 | W | 1/0 | 2 | 12 | 6.0 | 6 | 0 | 0 | 0 | 0.0 | 0 | 0 |
| @CLE 10/2 | W | 1/0 | 2 | 93 | 46.5 | 80t | 1 | 0 | 0 | 0.0 | 0 | 0 |
| @PIT 10/9 | L | 1/0 | 4 | 59 | 14.8 | 19 | 0 | 0 | 0 | 0.0 | 0 | 0 |
| HOU 10/23 | L | 1/0 | 2 | 22 | 11.0 | 17 | 1 | 0 | 0 | 0.0 | 0 | 0 |
| IND 10/30 | W | 1/0 | 2 | 40 | 20.0 | 32 | 0 | 0 | 0 | 0.0 | 0 | 0 |
| CIN 11/6 | L | 1/0 | 4 | 47 | 11.8 | 15 | 0 | 0 | 0 | 0.0 | 0 | 0 |
| @CAR 11/13 | W | 1/0 | 1 | 18 | 18.0 | 18 | 0 | 0 | 0 | 0.0 | 0 | 0 |
| @ATL 11/20 | L | 1/0 | 5 | 51 | 10.2 | 22 | 0 | 0 | 0 | 0.0 | 0 | 0 |
| TB 11/27 | W | 1/1 | 3 | 38 | 12.7 | 20 | 0 | 0 | 0 | 0.0 | 0 | 0 |
| @BUF 12/4 | W | 1/0 | 0 | 0 | 0.0 | 0 | 0 | 0 | 0 | 0.0 | 0 | 0 |
| NO 12/11 | L | 1/1 | 0 | 0 | 0.0 | 0 | 0 | 0 | 0 | 0.0 | 0 | 0 |
| @IND 12/18 | L | 1/0 | 9 | 103 | 11.4 | 27 | 0 | 0 | 0 | 0.0 | 0 | 0 |
| JAC12/24 | W | 1/1 | 8 | 169 | 21.1 | 55t | 1 | 0 | 0 | 0.0 | 0 | 0 |
| @HOU 1/1 | W | 1/1 | 4 | 63 | 15.8 | 25 | 0 | 0 | 0 | 0.0 | 0 | 0 |
| TOTALS | 9-7 | 16/5 | 49 | 759 | 15.5 | 80t | 3 | 0 | 0 | 0.0 | 0 | 0 |

2010 TENNESSEE TITANS

| Game | W/L | P/S | Receiving | | | | Rushing | | | | | |
|---------------|-------------|-------------|-----------|------------|-------------|-----------|----------|----------|----------|------------|----------|----------|
| | | | No | Yds | Avg | Lg | TD | Att | Yds | Avg | Lg | TD |
| OAK 9/12 | W | 1/0 | 0 | 0 | 0.0 | 0 | 0 | 0 | 0 | 0.0 | 0 | 0 |
| PIT 9/19 | L | 1/0 | 1 | 5 | 5.0 | 5 | 0 | 0 | 0 | 0.0 | 0 | 0 |
| @NYG 9/26 | W | 1/0 | 0 | 0 | 0.0 | 0 | 0 | 0 | 0 | 0.0 | 0 | 0 |
| DEN 10/3 | L | 1/0 | 1 | 17 | 17.0 | 17 | 0 | 0 | 0 | 0.0 | 0 | 0 |
| @DAL 10/10 | W | 1/0 | 0 | 0 | 0.0 | 0 | 0 | 0 | 0 | 0.0 | 0 | 0 |
| @JAC 10/18 | W | 1/0 | 0 | 0 | 0.0 | 0 | 0 | 0 | 0 | 0.0 | 0 | 0 |
| PHI 10/24 | W | 1/0 | 0 | 0 | 0.0 | 0 | 0 | 0 | 0 | 0.0 | 0 | 0 |
| @SD 10/31 | L | 1/0 | 1 | 36 | 36.0 | 36 | 0 | 0 | 0 | 0.0 | 0 | 0 |
| @MIA 11/14 | L | 1/0 | 0 | 0 | 0.0 | 0 | 0 | 0 | 0 | 0.0 | 0 | 0 |
| WAS 11/21 | L | 1/0 | 2 | 11 | 5.5 | 6 | 0 | 0 | 0 | 0.0 | 0 | 0 |
| @HOU 11/28 | L | 1/0 | 4 | 40 | 10.0 | 23 | 0 | 0 | 0 | 0.0 | 0 | 0 |
| JAC 12/5 | L | 1/0 | 4 | 47 | 11.8 | 18 | 0 | 0 | 0 | 0.0 | 0 | 0 |
| IND 12/9 | L | 1/0 | 1 | 9 | 9.0 | 9 | 0 | 0 | 0 | 0.0 | 0 | 0 |
| HOU 12/19 | W | 1/1 | 3 | 42 | 14.0 | 27 | 0 | 0 | 0 | 0.0 | 0 | 0 |
| @KC 12/26 | L | 1/0 | 5 | 96 | 19.2 | 28 | 1 | 0 | 0 | 0.0 | 0 | 0 |
| @IND 1/2 | L | 1/0 | 7 | 58 | 8.3 | 18 | 0 | 0 | 0 | 0.0 | 0 | 0 |
| TOTALS | 6-10 | 16/1 | 29 | 361 | 12.4 | 36 | 1 | 0 | 0 | 0.0 | 0 | 0 |

2009 TENNESSEE TITANS

| Game | W/L | P/S | Receiving | | | | Rushing | | | | | |
|---------------|------------|-------------|-----------|-----------|------------|-----------|----------|----------|----------|------------|----------|----------|
| | | | No | Yds | Avg | Lg | TD | Att | Yds | Avg | Lg | TD |
| @PIT 9/10 | L | | | | | Inactive | | | | | | |
| HOU 9/20 | L | 1/0 | 0 | 0 | 0.0 | 0 | 0 | 0 | 0 | 0.0 | 0 | 0 |
| @NYJ 9/27 | L | 1/0 | 0 | 0 | 0.0 | 0 | 0 | 0 | 0 | 0.0 | 0 | 0 |
| @JAC 10/4 | L | 1/0 | 2 | 11 | 5.5 | 6 | 0 | 0 | 0 | 0.0 | 0 | 0 |
| IND 10/11 | L | 1/0 | 3 | 27 | 9.0 | 11 | 0 | 0 | 0 | 0.0 | 0 | 0 |
| @NE 10/18 | L | 1/0 | 0 | 0 | 0.0 | 0 | 0 | 0 | 0 | 0.0 | 0 | 0 |
| JAC 11/1 | W | 1/0 | 1 | 3 | 3.0 | 0 | 0 | 0 | 0 | 0.0 | 0 | 0 |
| @SF 11/8 | W | 1/0 | 0 | 0 | 0.0 | 0 | 0 | 0 | 0 | 0.0 | 0 | 0 |
| BUF 11/15 | W | 1/0 | 1 | 4 | 4.0 | 4 | 0 | 0 | 0 | 0.0 | 0 | 0 |
| @HOU 11/23 | W | 1/0 | 0 | 0 | 0.0 | 0 | 0 | 0 | 0 | 0.0 | 0 | 0 |
| ARI 11/29 | W | 1/0 | 2 | 29 | 14.5 | 17 | 0 | 0 | 0 | 0.0 | 0 | 0 |
| @IND 12/6 | L | 1/0 | 0 | 0 | 0.0 | 0 | 0 | 0 | 0 | 0.0 | 0 | 0 |
| STL 12/13 | W | | | | | Inactive | | | | | | |
| MIA 12/20 | W | 1/0 | 0 | 0 | 0.0 | 0 | 0 | 0 | 0 | 0.0 | 0 | 0 |
| SD 10/25 | L | 1/0 | 0 | 0 | 0.0 | 0 | 0 | 0 | 0 | 0.0 | 0 | 0 |
| @SEA 1/3 | W | 1/0 | 0 | 0 | 0.0 | 0 | 0 | 0 | 0 | 0.0 | 0 | 0 |
| TOTALS | 8-8 | 14/0 | 9 | 74 | 8.2 | 17 | 0 | 0 | 0 | 0.0 | 0 | 0 |



36 | BENNY CUNNINGHAM

| | |
|-------------|---------------------|
| Position: | Running Back |
| Ht./Wt.: | 5-10/217 |
| Birth Date: | 7/7/90 |
| College: | Middle Tennessee |
| Hometown: | Nashville, Tenn. |
| Experience: | 3rd year (3rd Rams) |
| Acquired: | FA-2013 |

Career GP/GS (Playoffs): 38/3 (0/0)



TRANSACTIONS: Signed with the Rams as an undrafted rookie free agent (4/30/13).

PRO: Third-year pro has competed in 38 games with three starts as a Ram...set career marks in receiving yards and kickoff return yards with 352 receiving yards and 963 kickoff return yards in 2014...also led the NFC in average yards per return with 27.5 average yards per return in 2014.

2015 SEASON: Week 9 at Minnesota (11/8): Saw action on offense and special teams...made one tackle...**Week 8 vs. San Francisco (11/1):** Saw action on offense and special teams...returned one kickoff for 13 yards...also had one special teams tackle...**Week 7 vs. Cleveland (10/25):** Saw action on offense and special teams...rushed four times for 11 yards and caught two passes for 13 yards...returned one kickoff for 27 yards...**Week 5 at Green Bay (10/11):** Saw action on offense and special teams...caught two passes for 28 yards...returned one kickoff for 25 yards...**Week 4 at Arizona (10/4):** Saw action on offense and special teams...caught two passes for four yards...**Week 3 vs. Pittsburgh (9/27):** Saw action on offense and special teams...tallied one rush for 12 yards and two catches for 18 yards...also had two kickoff returns for 48 yards...**Week 2 at Washington (9/20):** Saw action at running back and kick returner...tallied four catches for 27 yards...also had one kickoff return for 28 yards...**Week 1 vs. Seattle (9/13):** Started at running back...led the team in rushing with 16 rushes for 45 yards...also logged four receptions for 77 yards to total 122 yards from scrimmage on 20 offensive touches to establish a new personal high.

2014 SEASON: Finished the season with a single-season high 352 yards receiving and 963 kickoff return yards...**at Philadelphia (10/5):** Saw action at running back and kick returner...led the team in rushing with seven carries for 47 yards and one touchdown...also caught three passes for 24 yards...and returned five kicks for 126 yards...amassed 197 all purpose yards on 15 touches...**vs. Seattle (10/16):** Made his first career start at running back...led the teams in receptions and receiving yards with five for 46 and one touchdown...notched a 75-yard kickoff return, the longest kickoff return for the Rams since former Rams' WR Danny Amendola returned a kickoff for 84 yards (12/16/2010)...the return is tied for fifth longest in Rams history since 2000...**at San Francisco (11/2):** Saw action at running back and kick returner...led the Rams in receptions and receiving yards with three for 38...also returned three kickoffs for 78 yards...**at San Diego (11/23):** Saw action at running back and kick returner...ran the ball four times for 18 yards...recorded two receptions for 11 yards...returned five kickoffs for 133 yards...**at Seattle (12/28):** Saw action at running back and kick returner...led the Rams in receptions and yards with seven catches for 57 yards...carried the ball four times for 10 yards...returned three kickoffs for 80 yards.

2013 SEASON: Played in 14 games...rushed 47 times for 261 yards and one touchdown...caught six passes for 59 yards...also saw action on kickoff returns... **vs. Jacksonville (10/6):** Saw action on offense and special teams...rushed four times for 13 yards...returned two kickoffs for 52 yards, including a long of 32 yards...**at Indianapolis (11/10):** Saw action on offense and special teams...rushed seven times for a team-leading and personal best 72 yards...included a career long rush of 56 yards...**vs. Chicago (11/24):** Saw action on offense and special teams...notched his first 100-yard game of his career, rushed 13 times for 109 yards, an 8.4-yard average...tallied his first career touchdown on a 9-yard rush.

COLLEGE: Second team All-Sun Belt Conference as a senior...twice named SBC Offensive Player of the Week as a senior...named to the Doak Walker Award Watch List...Honorable Mention All-SBC Freshman Team by the league's beat writers...played in just five games as a senior and rushed for 600 yards and 11 touchdowns...was leading SBC in rushing and scoring when he suffered a season-ending injury in the team's sixth game...appeared in 37 games with the Blue Raiders.

PERSONAL: TSWA All-State and the Region Player of the Year as a high school senior after setting school records in single-season rushing yards (1,744), career touchdowns (60), touchdowns in a game (five), touchdowns in a season (29)...participated in numerous community events, including the United Way Kickoff for Charity Luncheon and Motion for Kids Holiday Party...he also supports the Christian Community Services program in Nashville, Tenn...CCSI provides the resources, tools and encouragement to move from government dependency to self-sufficiency through its financial literacy programs: Mentoring Toward Independence, monthly Basic Financial Training workshops and monthly THDA Home Buyer Education workshops.

BENNY CUNNINGHAM NFL STATISTICS

REGULAR SEASON

| Year | Team | Receiving | | | | | Rushing | | | | | | TD |
|---------------|------|-------------|-----------|------------|------------|-----------|----------|------------|------------|------------|-----------|----------|----|
| | | G/S | No | Yds | Avg | Lg | Att | Yds | Avg | Lg | TD | | |
| 2013 | RAMS | 14/0 | 6 | 59 | 9.8 | 18 | 0 | 47 | 261 | 5.6 | 56 | 1 | |
| 2014 | RAMS | 16/2 | 45 | 352 | 7.8 | 19 | 1 | 66 | 246 | 3.7 | 20 | 3 | |
| 2015 | RAMS | 8/1 | 16 | 167 | 10.4 | 42 | 0 | 24 | 68 | 2.8 | 12 | 0 | |
| TOTALS | | 38/3 | 67 | 578 | 8.6 | 42 | 1 | 137 | 575 | 4.2 | 56 | 4 | |

| Year | Team | Punt Returns | | | | Kickoff Returns | | | | | |
|---------------|------|--------------|----------|------------|----------|-----------------|-----------|--------------|-------------|-----------|----------|
| | | No | Yds | Avg | Lg | TD | Att | Yds | Avg | Lg | TD |
| 2013 | RAMS | 0 | 0 | 0.0 | 0 | 0 | 13 | 299 | 23.0 | 32 | 0 |
| 2014 | RAMS | 0 | 0 | 0.0 | 0 | 0 | 35 | 963 | 27.5 | 75 | 0 |
| 2015 | RAMS | 0 | 0 | 0 | 0 | 0 | 11 | 262 | 23.8 | 39 | 0 |
| TOTALS | | 0 | 0 | 0.0 | 0 | 0 | 59 | 1,524 | 25.8 | 75 | 0 |

ADDITIONAL CAREER STATISTICS: Special Teams Tackles: 2015 (2), 2014 (2), 2013 (3).

SINGLE GAME HIGHS

Rushing Attempts – 13, vs. Chicago (11/24/13)

Rushing Yards – 109, vs. Chicago (11/24/13)

Long– 56, at Indianapolis (11/10/13)

Touchdowns – 1, many times, (last) at Arizona (11/9/14)

BENNY CUNNINGHAM GAME-BY-GAME STATISTICS

2015 ST. LOUIS RAMS

| Game | W/L | Receiving | | | | | Rushing | | | | Returns | | | | | | | | | | | | |
|--------------|------------|------------|-----------|------------|-------------|-----------|----------|-----------|-----------|------------|-----------|----------|----------|----------|----------|----------|----------|-----------|------------|-------------|-----------|----------|---|
| | | G/S | No | Yds | Avg | Lg | TD | Att | Yds | Avg | Lg | TD | PR | FC | YDS | LG | TD | KR | YDS | AVG | LG | TD | |
| SEA 9/13 | W | 1/1 | 4 | 77 | 19.3 | 42 | 0 | 16 | 45 | 2.8 | 9 | 0 | 0 | 0 | 0 | 0 | 0 | 0 | 0 | 0 | 0 | 0 | 0 |
| @WASH 9/20 | L | 1/0 | 4 | 27 | 6.8 | 10 | 0 | 1 | 0 | 0.0 | 0 | 0 | 0 | 0 | 0 | 0 | 0 | 0 | 1 | 28 | 28.0 | 28 | 0 |
| PIT 9/27 | L | 1/0 | 2 | 18 | 9.0 | 12 | 0 | 1 | 12 | 12.0 | 12 | 0 | 0 | 0 | 0 | 0 | 0 | 2 | 48 | 24.0 | 26 | 0 | |
| @ARIZ 10/4 | W | 1/0 | 2 | 4 | 2.0 | 7 | 0 | 2 | 0 | 0.0 | 0 | 0 | 0 | 0 | 0 | 0 | 0 | 5 | 121 | 24.2 | 39 | 0 | |
| @GB 10/11 | L | 1/0 | 2 | 28 | 14.0 | 17 | 0 | 0 | 0 | 0.0 | 0 | 0 | 0 | 0 | 0 | 0 | 0 | 1 | 25 | 25.0 | 25 | 0 | |
| CLEV 10/25 | W | 1/0 | 2 | 13 | 6.5 | 10 | 0 | 4 | 11 | 2.8 | 8 | 0 | 0 | 0 | 0 | 0 | 0 | 1 | 27 | 27.0 | 27 | 0 | |
| SF 11/1 | W | 1/0 | 0 | 0 | 0.0 | 0 | 0 | 0 | 0 | 0.0 | 0 | 0 | 0 | 0 | 0 | 0 | 0 | 1 | 13 | 13.0 | 13 | 0 | |
| @MINN 11/8 | L | 1/0 | 0 | 0 | 0.0 | 0 | 0 | 0 | 0 | 0.0 | 0 | 0 | 0 | 0 | 0 | 0 | 0 | 0 | 0 | 0.0 | 0 | 0 | |
| CHI 11/15 | 0/0 | 0/0 | 0 | 0 | 0.0 | 0 | 0 | 0 | 0 | 0.0 | 0 | 0 | 0 | 0 | 0 | 0 | 0 | 0 | 0 | 0.0 | 0 | 0 | |
| @BAL 11/22 | 0/0 | 0/0 | 0 | 0 | 0.0 | 0 | 0 | 0 | 0 | 0.0 | 0 | 0 | 0 | 0 | 0 | 0 | 0 | 0 | 0 | 0.0 | 0 | 0 | |
| @CIN 11/29 | 0/0 | 0/0 | 0 | 0 | 0.0 | 0 | 0 | 0 | 0 | 0.0 | 0 | 0 | 0 | 0 | 0 | 0 | 0 | 0 | 0 | 0.0 | 0 | 0 | |
| ARIZ 12/6 | 0/0 | 0/0 | 0 | 0 | 0.0 | 0 | 0 | 0 | 0 | 0.0 | 0 | 0 | 0 | 0 | 0 | 0 | 0 | 0 | 0 | 0.0 | 0 | 0 | |
| DET 12/13 | 0/0 | 0/0 | 0 | 0 | 0.0 | 0 | 0 | 0 | 0 | 0.0 | 0 | 0 | 0 | 0 | 0 | 0 | 0 | 0 | 0 | 0.0 | 0 | 0 | |
| TAMPA 12/17 | 0/0 | 0/0 | 0 | 0 | 0.0 | 0 | 0 | 0 | 0 | 0.0 | 0 | 0 | 0 | 0 | 0 | 0 | 0 | 0 | 0 | 0.0 | 0 | 0 | |
| @SEA 12/27 | 0/0 | 0/0 | 0 | 0 | 0.0 | 0 | 0 | 0 | 0 | 0.0 | 0 | 0 | 0 | 0 | 0 | 0 | 0 | 0 | 0 | 0.0 | 0 | 0 | |
| @SF 1/3/16 | 0/0 | 0/0 | 0 | 0 | 0.0 | 0 | 0 | 0 | 0 | 0.0 | 0 | 0 | 0 | 0 | 0 | 0 | 0 | 0 | 0 | 0.0 | 0 | 0 | |
| TOTAL | 4-4 | 8/1 | 16 | 167 | 10.4 | 42 | 0 | 24 | 68 | 2.8 | 12 | 0 | 0 | 0 | 0 | 0 | 0 | 11 | 262 | 23.8 | 39 | 0 | |

2014 ST. LOUIS RAMS

| Game | W/L | Receiving | | | | | Rushing | | | | Returns | | | | | | | | | | | |
|--------------|-------------|-------------|-----------|------------|------------|-----------|----------|-----------|------------|------------|-----------|----------|----------|----------|----------|----------|----------|-----------|------------|-------------|-----------|----------|
| | | G/S | No | Yds | Avg | Lg | TD | Att | Yds | Avg | Lg | TD | PR | FC | YDS | LG | TD | KR | YDS | AVG | LG | TD |
| MIN 9/7 | L | 1/0 | 4 | 30 | 7.5 | 12 | 0 | 5 | 21 | 4.2 | 12 | 0 | 0 | 0 | 0 | 0 | 0 | 0 | 0 | 0.0 | 0 | 0 |
| @TB 9/14 | W | 1/0 | 1 | 4 | 4.0 | 4 | 0 | 6 | 15 | 2.5 | 11 | 0 | 0 | 0 | 0 | 0 | 0 | 0 | 0 | 0.0 | 0 | 0 |
| DAL 9/21 | L | 1/0 | 1 | 5 | 5.0 | 5 | 0 | 9 | 29 | 3.2 | 7 | 0 | 0 | 0 | 0 | 0 | 0 | 0 | 0 | 0.0 | 0 | 0 |
| PHL 10/5 | L | 1/0 | 3 | 24 | 8.0 | 12 | 0 | 7 | 47 | 6.7 | 14t | 1 | 0 | 0 | 0 | 0 | 0 | 5 | 126 | 25.2 | 31 | 0 |
| SF 10/13 | L | 1/0 | 2 | 12 | 6.0 | 6 | 0 | 7 | 21 | 3.0 | 5 | 1 | 0 | 0 | 0 | 0 | 0 | 2 | 54 | 27.0 | 31 | 0 |
| SEA 10/19 | W | 1/1 | 5 | 46 | 9.2 | 18 | 1 | 2 | 3 | 1.5 | 5 | 0 | 0 | 0 | 0 | 0 | 0 | 2 | 104 | 52.0 | 75 | 0 |
| @KC 10/26 | L | 1/1 | 1 | 8 | 8.0 | 8 | 0 | 4 | 27 | 6.8 | 18 | 0 | 0 | 0 | 0 | 0 | 0 | 2 | 57 | 28.5 | 41 | 0 |
| @SF 11/2 | W | 1/0 | 3 | 38 | 12.7 | 17 | 0 | 4 | 10 | 2.5 | 8 | 0 | 0 | 0 | 0 | 0 | 0 | 3 | 78 | 26.0 | 37 | 0 |
| @ARI 11/9 | L | 1/0 | 2 | 16 | 8.0 | 12 | 0 | 4 | 12 | 3.0 | 5 | 1 | 0 | 0 | 0 | 0 | 0 | 2 | 63 | 31.5 | 32 | 0 |
| DEN 11/16 | W | 1/0 | 4 | 31 | 7.8 | 12 | 0 | 2 | 7 | 3.5 | 6 | 0 | 0 | 0 | 0 | 0 | 0 | 2 | 49 | 24.5 | 25 | 0 |
| @SD 11/23 | L | 1/0 | 2 | 11 | 5.5 | 7 | 0 | 4 | 18 | 4.5 | 8 | 0 | 0 | 0 | 0 | 0 | 0 | 5 | 133 | 26.6 | 33 | 0 |
| OAK 11/30 | W | 1/0 | 0 | 0 | 0.0 | 0 | 0 | 2 | 3 | 1.5 | 5 | 0 | 0 | 0 | 0 | 0 | 0 | 0 | 0 | 0 | 0 | 0 |
| @WAS 12/7 | W | 1/0 | 5 | 28 | 5.6 | 15 | 0 | 3 | 20 | 6.7 | 20 | 0 | 0 | 0 | 0 | 0 | 0 | 1 | 20 | 20.0 | 20 | 0 |
| ARI 12/11 | L | 1/0 | 3 | 23 | 7.7 | 19 | 0 | 2 | 4 | 2.0 | 4 | 0 | 0 | 0 | 0 | 0 | 0 | 4 | 116 | 29.0 | 36 | 0 |
| NYG 12/21 | L | 1/0 | 2 | 19 | 9.5 | 11 | 0 | 1 | -1 | -1.0 | -1 | 0 | 0 | 0 | 0 | 0 | 0 | 4 | 83 | 20.8 | 25 | 0 |
| @SEA 12/28 | L | 1/0 | 7 | 57 | 8.1 | 14 | 0 | 4 | 10 | 2.5 | 6 | 0 | 0 | 0 | 0 | 0 | 0 | 3 | 80 | 26.7 | 30 | 0 |
| TOTAL | 6-10 | 16/2 | 45 | 352 | 7.8 | 19 | 1 | 66 | 246 | 3.7 | 20 | 3 | 0 | 0 | 0 | 0 | 0 | 35 | 963 | 27.5 | 75 | 0 |

BENNY CUNNINGHAM GAME-BY-GAME STATISTICS

| 2013 ST. LOUIS RAMS | | | | | | | | | | | | | | | | | | | | | | | |
|---------------------|-----|------|-----------|-----|------|----|----|---------|-----|------|----|----|---------|----|-----|----|----|----|-----|-----|------|----|---|
| Game | W/L | G/S | Receiving | | | | | Rushing | | | | | Returns | | | | | | | | | | |
| | | | No | Yds | Avg | Lg | TD | Att | Yds | Avg | Lg | TD | PR | FC | YDS | LG | TD | KR | YDS | AVG | LG | TD | |
| ARI 9/8 | W | 1/0 | 0 | 0 | 0.0 | 0 | 0 | 0 | 0 | 0.0 | 0 | 0 | 0 | 0 | 0 | 0 | 0 | 0 | 2 | 46 | 23.0 | 25 | 0 |
| @ATL 9/15 | L | 1/0 | 0 | 0 | 0.0 | 0 | 0 | 2 | 0 | 0.0 | 0 | 0 | 0 | 0 | 0 | 0 | 0 | 0 | 1 | 25 | 25.0 | 25 | 0 |
| @DAL 9/22 | L | 1/0 | 1 | 6 | 6.0 | 6 | 0 | 4 | 16 | 4.0 | 9 | 0 | 0 | 0 | 0 | 0 | 0 | 0 | 2 | 46 | 23.0 | 25 | 0 |
| SF 9/26 | L | 1/0 | 1 | 17 | 17.0 | 17 | 0 | 4 | 6 | 1.5 | 7 | 0 | 0 | 0 | 0 | 0 | 0 | 0 | 3 | 74 | 24.7 | 32 | 0 |
| JAC 10/6 | W | 1/0 | 0 | 0 | 0.0 | 0 | 0 | 4 | 13 | 3.3 | 6 | 0 | 0 | 0 | 0 | 0 | 0 | 0 | 2 | 52 | 26.0 | 32 | 0 |
| @HOU 10/13 | W | 1/0 | 0 | 0 | 0.0 | 0 | 0 | 3 | 11 | 3.7 | 7 | 0 | 0 | 0 | 0 | 0 | 0 | 0 | 2 | 56 | 28.0 | 30 | 0 |
| @CAR 10/20 | L | | | | | | | | | | | | | | | | | | | | | | |
| SEA 10/28 | L | | | | | | | | | | | | | | | | | | | | | | |
| TEN 11/3 | L | 1/0 | 0 | 0 | 0.0 | 0 | 0 | 3 | 11 | 3.7 | 6 | 0 | 0 | 0 | 0 | 0 | 0 | 0 | 0 | 0 | 0 | 0 | 0 |
| @IND 11/10 | W | 1/0 | 1 | 18 | 18.0 | 18 | 0 | 7 | 72 | 10.3 | 56 | 0 | 0 | 0 | 0 | 0 | 0 | 0 | 0 | 0 | 0 | 0 | 0 |
| CHI 11/24 | W | 1/0 | 0 | 0 | 0.0 | 0 | 0 | 13 | 109 | 8.4 | 27 | 1 | 0 | 0 | 0 | 0 | 0 | 0 | 0 | 0 | 0 | 0 | 0 |
| @SF 12/1 | L | 1/0 | 0 | 0 | 0.0 | 0 | 0 | 2 | 16 | 8.0 | 13 | 0 | 0 | 0 | 0 | 0 | 0 | 0 | 0 | 0 | 0 | 0 | 0 |
| @ARI 12/8 | L | 1/0 | 2 | 16 | 8.0 | 10 | 0 | 2 | 9 | 4.5 | 6 | 0 | 0 | 0 | 0 | 0 | 0 | 0 | 0 | 0 | 0 | 0 | 0 |
| NO 12/15 | W | 1/0 | 0 | 0 | 0.0 | 0 | 0 | 2 | 0 | 0.0 | 0 | 0 | 0 | 0 | 0 | 0 | 0 | 0 | 0 | 0 | 0 | 0 | 0 |
| TB 12/22 | W | 1/0 | 0 | 0 | 0.0 | 0 | 0 | 1 | -2 | -2.0 | -2 | 0 | 0 | 0 | 0 | 0 | 0 | 0 | 0 | 0 | 0 | 0 | 0 |
| @SEA 12/29 | L | 1/0 | 1 | 2 | 2.0 | 2 | 0 | 0 | 0 | 0.0 | 0 | 0 | 0 | 0 | 0 | 0 | 0 | 0 | 1 | 0 | 0 | 0 | 0 |
| TOTAL | 7-9 | 14/0 | 6 | 59 | 9.8 | 18 | 0 | 47 | 261 | 5.6 | 56 | 1 | 0 | 0 | 0 | 0 | 0 | 0 | 13 | 299 | 23.0 | 32 | 0 |



38 | CODY DAVIS

Position: Safety
Ht./Wt.: 6-1/206
Birth Date: 6/6/89
College: Texas Tech
Hometown: Stephenville, Tex.
Experience: 3rd year (3rd Rams)
Acquired: FA-2013

Career GP/GS (Playoffs): 35/0 (0/0)



TRANSACTIONS: Signed to the Rams' active roster (9/27/13)...spent the first four weeks of the season on the Rams' practice squad...signed with the Rams as an undrafted rookie free agent (4/29/13).

PRO: Third-year pro has played in 35 games as a Ram as a key special teams contributor...garnered 16 special teams tackles in his first two seasons.

2015 SEASON: Week 9 at Minnesota (11/8): Saw action on special teams...recorded one tackle...**Week 8 vs. San Francisco (11/1):** Saw action on special teams..**Week 7 vs. Cleveland (10/25):** Saw action on special teams..**Week 5 at Green Bay (10/11):** Saw action on special teams...made one tackle...caught a 20-yard pass from P Johnny Hekker on a fake punt conversion, his first reception of his NFL career....**Week 4 at Arizona (10/4):** Saw action on special teams...made one tackle..**Week 3 vs. Pittsburgh (9/27):** Saw action on special teams..**Week 2 at Washington (9/20):** Saw action on special teams...made one tackle..**Week 1 vs. Seattle (9/13):** Saw action on special teams.

2014 SEASON: Saw action in 15 games on defense and special teams, registered three tackles (two solo) and 10 special teams tackles...**vs. Minnesota (9/7):** Saw action on defense and special teams...recorded one tackle (one solo)...**vs. Dallas (9/21):** Saw action on defense and special teams...recorded one tackle...recovered a RB DeMarco Murray fumble in the first quarter that led to a Rams scoring drive...**vs. Oakland (11/30):** Saw action on special teams...tallied three tackles.

at Seattle (12/28): Saw action on special teams...notched two tackles

2013 SEASON: Signed to the Rams' active roster (9/27)...finished the season with six special teams tackles...**at Indianapolis (11/10):** Saw action on special teams...tallied two tackles...**at San Francisco (12/1):** Saw action on special teams...made one tackle...**at Arizona (12/8):** Saw action on special teams...registered two special teams tackles.

COLLEGE: Capital One Academic All-America (first team)...Phil Steele All-Big 12 (second team)... All-Big 12 (second team)... All-Big 12 Defensive Player of the Year (honorable mention)...All-Big 12 Scholar-Athlete of the Year (honorable mention)... Academic All-Big 12 (first team)...ranked second in Big 12 in solo tackles (84) as a senior and eighth in the conference in total tackles (101)...ranks eighth in school history in career tackles (362)...led the team with 101 tackles (84 solo) as a senior...started 49 games, including 22 consecutive starts at safety...Academic All-Big 12 (first team) as a junior... All-Big 12 (honorable mention) as a sophomore...Phil Steele Freshman All-America (first team).

PERSONAL: Attended Stephenville High School in Stephenville, Texas...an extremely productive high school player, he helped lead Stephenville to a combined 33-5 record during his three years as a starter in the defensive backfield...majored in business administration...participated in numerous community events, including Holiday Mail for Heroes, Love Light, Komen Race for the Cure, Play 60 Field Day, and Defensive Line Paintball Tournament to benefit St. Patrick Center.

CODY DAVIS NFL STATISTICS

| REGULAR SEASON | | | | | | | | | | | | | | | | |
|----------------|------|-------------|----------|----------|----------|------------|------------|---------------|----------|----------|----------|----------|----------|----------|----------|----------|
| Year | Team | G/S | Tackles | | | | | Interceptions | | | | | Fumbles | | | |
| | | | Total | Solo | Asst | Sk | Yds | Int | Yds | Lg | TD | PD | FF | FR | Yds | |
| 2013 | RAMS | 12/0 | 0 | 0 | 0 | 0.0 | 0.0 | 0 | 0 | 0 | 0 | 0 | 0 | 0 | 0 | 0 |
| 2014 | RAMS | 15/0 | 3 | 2 | 1 | 0.0 | 0.0 | 0 | 0 | 0 | 0 | 0 | 0 | 0 | 1 | 0 |
| 2015 | RAMS | 8/0 | 0 | 0 | 0 | 0.0 | 0.0 | 0 | 0 | 0 | 0 | 0 | 0 | 0 | 0 | 0 |
| Total | | 35/0 | 3 | 2 | 1 | 0.0 | 0.0 | 0 | 0 | 0 | 0 | 0 | 0 | 0 | 1 | 0 |

ADDITIONAL CAREER STATISTICS: Special Teams Tackles: 2015 (4), 2014 (10), 2013 (6). Caught a 20-yard pass from P Johnny Hekker on a successful fake punt conversion.



99 | AARON DONALD

| | |
|-------------|---------------------|
| Position: | Defensive Tackle |
| Ht./Wt.: | 6-1/285 |
| Birth Date: | 5/23/91 |
| College: | Pittsburgh |
| Hometown: | Pittsburgh, Pa. |
| Experience: | 2nd year (2nd Rams) |
| Acquired: | D1B-2014 (13th) |

Career GP/GS (Playoffs): 24/20 (0/0)



TRANSACTIONS: Selected by the Rams in the first round (13th overall) of the 2014 NFL Draft (5/8/14).

PRO: Named to 2015 Pro Bowl...appeared in 16 games and started 12 as a Ram in 2014...posted 9.0 sacks, which led all rookies and are the most ever by a Rams' rookie...was first Rams' rookie selected to the Pro Bowl since RB Jerome Bettis in 1993.



2015 SEASON: Week 9 at Minnesota (11/8): Started at defensive tackle...tallied four tackles (three solo)...also had two quarterback pressures and two hits on the quarterback...**Week 8 vs. San Francisco (11/1):** Started at defensive tackle...recorded four solo tackles...also had six quarterback pressures and and three hits...**Week 7 vs. Cleveland (10/25):** Started at defensive tackle...compiled 1.0 sack, two solo tackles, three quarterback hits and two forced fumbles...**Week 5 at Green Bay (10/11):** Started at defensive tackle...registered three tackles (two solo)...**Week 4 at Arizona (10/4):** Started at defensive tackle...made four tackles (two solo)...also had a season-high eight quarterback pressures...**Week 3 vs. Pittsburgh (9/27):** Started at defensive tackle...sacked Steelers QB Ben Roethlisberger for an 8-yard loss...has posted at least a half sack in the last four games dating back to Week 17 of the 2014 season...registered six tackles (four solo)...**Week 2 at Washington (9/20):** Started at defensive tackle...split a sack on QB Kirk Cousins with DE Chris Long...tallied five tackles (four tackles)...**Week 1 vs. Seattle (9/13):** Started at defensive tackle...sacked QB Russell Wilson two times to bump his career sack total to 11...in three games against the Seahawks, he has 4.0

Donald earned NFC Defensive Player of the Week honors vs. Seattle (9/13/15)

sacks...marked his first multi-sack game of his career...added 11 tackles to establish a new career-high...earned NFC Defensive Player of the Week honors.

2014 SEASON: Finished the season with 72 tackles (49 solo), 9.0 sacks and 38 quarterback pressures...from weeks 10-15, he had a sack in five straight games...also posted a team-high 17 tackles for loss on the season and coaches credited him with 32 quarterback pressures and 12 quarterback hits...his 9.0 sacks are the most ever by a Rams rookie regardless of position...**vs. Minnesota (9/7):** Made his NFL debut...recorded six tackles (five solo)...**at Tampa Bay (9/14):** Saw action on defense and special teams...recorded six tackles (five solo)...recorded his first career sack...**vs. San Francisco (10/13):** Made his first career start at defensive tackle...tallied seven tackles (five solo)...**vs. Seattle (10/16):** Started at defensive tackle...notched six solo tackles and 1.0 sack...**at Kansas City (10/26):** Started at defensive tackle...tallied three solo tackles and one forced fumble...**at San Francisco (11/2):** Started at defensive tackle...registered one solo tackle and 1.0 sack...**vs. Denver (11/16):** Started at defensive tackle...registered two solo tackles and 1.0 sack...**at San Diego (11/23):** Started at defensive tackle...notched seven tackles (four solo) and 1.0 sack...**vs. Oakland (11/30):** Started at defensive tackle...tallied five tackles (three solo) and 1.0 sack...**at Washington (12/7):** Started at defensive tackle...notched five tackles (two solo) and 1.0 sack...**vs. Arizona (12/11):** Recorded his 10th career start at defensive tackle...registered six tackles (two solo) and 1.0 sack...**at Seattle (12/28):** Started at defensive tackle...posted seven tackles (four solo) and 1.0 sack...led all rookies with 9.0 sacks.

COLLEGE: Recipient of the Bronko Nagurski Trophy (nation's most outstanding defensive player), Chuck Bednarik (defensive player of the year), Outland Trophy (nation's best offensive or defensive interior lineman) and Rotary Lombardi Award (nation's most outstanding lineman or linebacker)...also named Athlon Sports National Defensive Player of the Year, CBSSports.com National Defensive Player of the Year and Lindy's Sports National Defensive Player of the Year...named All-American first-team by The NFL Draft Report, American Football Coaches Association, Associated Press, Athlon Sports, ESPN.com, Football Writers Association of America, Lindy's Sports, SI.com, Sporting News, USA Today and Walter Camp Football Foundation...was also the recipient of the Atlantic Coast Conference Defensive Player of the Year Award by the league's coaches, media and Athlon Sports...added All-ACC first-team honors...earned unanimous first-team All-American status, he became the first Pitt defensive player to accomplish that feat since legendary defensive end Hugh Green in 1980...started 30-of-51 games at Pittsburgh - 25 at strong-side defensive tackle and five at strong-side defensive end...recorded 181 tackles (115 solos) with 29.5 sacks for minus 200 yards, 66.0 stops for losses totaling 315 yards, 43 quarterback pressures, 11 pass deflections and six forced fumbles...ranks fourth in NCAA FBS history with his 66.0 tackles-for-loss...his 29.5 sacks and 28 solo sacks both ranked third among active players, as his lost yardage via sacks (200) placed fourth...his 66 tackles-for-loss are the most by a Panther since the NCAA began recognizing that category in 1999...in 2013, earned Player of the Week honors for his performance vs. Virginia from the Bednarik Award and Athlon Sports...received National Player of the Week from the Bednarik Award vs. Georgia Tech and was also named ACC Player of the Week for that effort...closed out the regular schedule with Lott IMPACT Player of the Week and Walter Camp National Defensive Player of the Week recognition for the Syracuse clash...in 2012, earned third-team All-American honors from The NFL Draft Report after he led the team with 5.5 sacks for minus 36 yards, 18.5 stops for losses of 78 yards and eleven

quarterback pressures...in 2011, received All-Big East Conference second-team honors from the league's coaches...played in all thirteen games as a reserve defensive tackle in 2010.

PERSONAL: Attended Penn Hills (Pa.) High School, playing football for head coach Ron Graham...regarded as one of the most dominating defensive linemen in Western Pennsylvania Interscholastic Athletic League Class AAAA ranks...selected first team All-State Class AAAA by the Pennsylvania Sports Writers Association each of his final two seasons...The Pennsylvania Football News All-Class AAAA, Pittsburgh Post-Gazette WPIAL Class AAAA Player of the Year, Pittsburgh Post-Gazette "Fabulous 22" and Pittsburgh Tribune-Review "Terrific 25" choice compiled 63 tackles, including fifteen for loss and eleven sacks as a senior... also started at offensive guard and was a three-year starter on both sides of the ball...the Indians advanced to the WPIAL Class AAAA playoffs in each of Donald's three years as a starter...selected to play in the Big 33 Football Classic and was rated one of the country's top 25 defensive tackles by Scout.com... his brother Archie played linebacker at Toledo...born Aaron Charles Donald...majored in Communications...son of Anita Goggins and Archie Donald...resides in Penn Hills, Pennsylvania...participated in numerous community events, including Coach Fisher & Friends Celebrity Softball game, the 6th Annual Playground Build at Marygrove, United Way Kickoff to Charity Luncheon, St. Louis Rams Training Academy Youth Camp and the All-Community Team Ticket Program - Donald's Drop Squad.

AARON DONALD NFL STATISTICS

| REGULAR SEASON | | | | | | | | | | | | | | | | |
|----------------|------|--------------|------------|-----------|-----------|-------------|-------------|---------------|----------|----------|----------|----------|----------|----------|----------|--|
| Year | Team | G/S | Tackles | | Asst | Sk | Yds | Interceptions | | | | Fumbles | | | | |
| | | | Total | Solo | | | | Int | Yds | Lg | TD | PD | FF | FR | Yds | |
| 2014 | RAMS | 16/12 | 72 | 49 | 23 | 9.0 | 60.0 | 0 | 0 | 0 | 0 | 0 | 1 | 0 | 0 | |
| 2015 | RAMS | 8/8 | 39 | 27 | 12 | 4.5 | 22.0 | 0 | 0 | 0 | 0 | 0 | 2 | 0 | 0 | |
| Total | | 24/20 | 111 | 76 | 35 | 13.5 | 82.0 | 0 | 0 | 0 | 0 | 0 | 3 | 0 | 0 | |

SINGLE GAME HIGHS
 Total Tackles – 11, vs. Seattle (9/13/15)
 Solo Tackles – 6, last vs. Seattle (9/13/15)
 Sacks –2.0, vs. Seattle (9/13/15)

AARON DONALD GAME-BY-GAME STATISTICS

| 2015 ST. LOUIS RAMS | | | | | | | | | | | | | | | |
|---------------------|------------|------------|-----------|-----------|-----------|------------|-------------|----------|----------|----------|----------|----------|----------|----------|----------|
| Game | W/L | P/S | T | S | A | Sk | Yds | Int | Yds | Lg | TD | PD | FF | FR | Yds |
| SEA 9/13 | W | 1/1 | 11 | 6 | 5 | 2.0 | 10.0 | 0 | 0 | 0 | 0 | 0 | 0 | 0 | 0 |
| @WASH 9/20 | L | 1/1 | 5 | 4 | 1 | 0.5 | 4.0 | 0 | 0 | 0 | 0 | 0 | 0 | 0 | 0 |
| PIT 9/27 | L | 1/1 | 6 | 4 | 2 | 1.0 | 8.0 | 0 | 0 | 0 | 0 | 0 | 0 | 0 | 0 |
| @ARIZ 10/4 | W | 1/1 | 4 | 2 | 2 | 0.0 | 0 | 0 | 0 | 0 | 0 | 0 | 0 | 0 | 0 |
| @GB 10/11 | L | 1/1 | 3 | 2 | 1 | 0.0 | 0 | 0 | 0 | 0 | 0 | 0 | 0 | 0 | 0 |
| CLEV 10/25 | W | 1/1 | 2 | 2 | 0 | 1.0 | 0 | 0 | 0 | 0 | 0 | 2 | 0 | 0 | 0 |
| SF 11/1 | W | 1/1 | 4 | 4 | 0 | 0.0 | 0 | 0 | 0 | 0 | 0 | 0 | 0 | 0 | 0 |
| @MINN 11/8 | L | 1/1 | 4 | 3 | 1 | 0.0 | 0 | 0 | 0 | 0 | 0 | 0 | 0 | 0 | 0 |
| CHI 11/15 | 0/0 | 0/0 | 0 | 0 | 0 | 0.0 | 0 | 0 | 0 | 0 | 0 | 0 | 0 | 0 | 0 |
| @BAL 11/22 | 0/0 | 0/0 | 0 | 0 | 0 | 0.0 | 0 | 0 | 0 | 0 | 0 | 0 | 0 | 0 | 0 |
| @CIN 11/29 | 0/0 | 0/0 | 0 | 0 | 0 | 0.0 | 0 | 0 | 0 | 0 | 0 | 0 | 0 | 0 | 0 |
| ARIZ 12/6 | 0/0 | 0/0 | 0 | 0 | 0 | 0.0 | 0 | 0 | 0 | 0 | 0 | 0 | 0 | 0 | 0 |
| DET 12/13 | 0/0 | 0/0 | 0 | 0 | 0 | 0.0 | 0 | 0 | 0 | 0 | 0 | 0 | 0 | 0 | 0 |
| TAMPA 12/17 | 0/0 | 0/0 | 0 | 0 | 0 | 0.0 | 0 | 0 | 0 | 0 | 0 | 0 | 0 | 0 | 0 |
| @SEA 12/27 | 0/0 | 0/0 | 0 | 0 | 0 | 0.0 | 0 | 0 | 0 | 0 | 0 | 0 | 0 | 0 | 0 |
| @SF 1/3/16 | 0/0 | 0/0 | 0 | 0 | 0 | 0.0 | 0 | 0 | 0 | 0 | 0 | 0 | 0 | 0 | 0 |
| TOTAL | 4-4 | 8/8 | 39 | 27 | 12 | 4.5 | 22.0 | 0 | 0 | 0 | 0 | 2 | 0 | 0 | 0 |

| 2014 ST. LOUIS RAMS | | | | | | | | | | | | | | | |
|---------------------|-------------|--------------|-----------|-----------|-----------|------------|-----------|----------|----------|----------|----------|----------|----------|----------|----------|
| Game | W/L | P/S | T | S | A | Sk | Yds | Int | Yds | Lg | TD | PD | FF | FR | Yds |
| MIN 9/7 | L | 1/0 | 6 | 5 | 1 | 0.0 | 0 | 0 | 0 | 0 | 0 | 0 | 0 | 0 | 0 |
| @TB 9/14 | W | 1/0 | 6 | 5 | 1 | 1.0 | 4 | 0 | 0 | 0 | 0 | 0 | 0 | 0 | 0 |
| DAL 9/21 | L | 1/0 | 4 | 3 | 1 | 0.0 | 0 | 0 | 0 | 0 | 0 | 0 | 0 | 0 | 0 |
| PHL 10/5 | L | 1/0 | 4 | 2 | 2 | 0.0 | 0 | 0 | 0 | 0 | 0 | 0 | 0 | 0 | 0 |
| SF 10/13 | L | 1/1 | 7 | 5 | 2 | 0.0 | 0 | 0 | 0 | 0 | 0 | 0 | 0 | 0 | 0 |
| SEA 10/19 | W | 1/1 | 6 | 6 | 0 | 1.0 | 5 | 0 | 0 | 0 | 0 | 0 | 0 | 0 | 0 |
| @KC 10/26 | L | 1/1 | 3 | 3 | 0 | 0.0 | 0 | 0 | 0 | 0 | 0 | 0 | 0 | 1 | 0 |
| @SF 11/2 | W | 1/1 | 1 | 1 | 0 | 1.0 | 9 | 0 | 0 | 0 | 0 | 0 | 0 | 0 | 0 |
| @ARI 11/9 | L | 1/1 | 3 | 2 | 1 | 0.0 | 0 | 0 | 0 | 0 | 0 | 0 | 0 | 0 | 0 |
| @IND 11/10 | W | 1/1 | 0 | 0 | 0 | 0.0 | 0 | 0 | 0 | 0 | 0 | 0 | 0 | 0 | 0 |
| DEN 11/16 | W | 1/1 | 2 | 2 | 0 | 1.0 | 12 | 0 | 0 | 0 | 0 | 0 | 0 | 0 | 0 |
| @SD 11/23 | L | 1/1 | 7 | 4 | 3 | 1.0 | 5 | 0 | 0 | 0 | 0 | 0 | 0 | 0 | 0 |
| OAK 11/30 | W | 1/1 | 5 | 3 | 2 | 1.0 | 8 | 0 | 0 | 0 | 0 | 0 | 0 | 0 | 0 |
| @WAS 12/7 | W | 1/1 | 5 | 2 | 3 | 1.0 | 8 | 0 | 0 | 0 | 0 | 0 | 0 | 0 | 0 |
| ARI 12/11 | L | 1/1 | 6 | 2 | 4 | 1.0 | 8 | 0 | 0 | 0 | 0 | 0 | 0 | 0 | 0 |
| NYG 12/21 | L | 1/1 | 0 | 0 | 0 | 0.0 | 0 | 0 | 0 | 0 | 0 | 0 | 0 | 0 | 0 |
| @SEA 12/28 | L | 1/1 | 7 | 4 | 3 | 1.0 | 1 | 0 | 0 | 0 | 0 | 0 | 0 | 0 | 0 |
| TOTAL | 6-10 | 16/12 | 72 | 49 | 23 | 9.0 | 60 | 0 | 0 | 0 | 0 | 0 | 1 | 0 | 0 |



64 | ANDREW DONNAL

| | |
|-------------|-------------------|
| Position: | Offensive Lineman |
| Ht./Wt. | 6-5/316 |
| Birth Date: | 3/3/92 |
| College: | Iowa |
| Hometown: | Monclava, Ohio |
| Experience: | Rookie |
| Acquired: | D4-2015 (119th) |

Career GP/GS (Playoffs): 4/1 (0/0)



TRANSACTIONS: Selected by St. Louis in the fourth round (119th overall) of the 2015 NFL Draft (5/2/15).

2015 SEASON: Week 9 at Minnesota (11/8): Made his first NFL start...**Week 8 vs. San Francisco (11/1):** Saw action on special teams...**Week 7 vs. Cleveland (10/25):** Declared inactive..**Week 5 at Green Bay (10/11):** Saw action on special teams...**Week 4 at Arizona (10/4):** Declared inactive...**Week 3 vs. Pittsburgh (9/27):** Declared inactive...**Week 2 at Washington (9/20):** Saw his first NFL action on special teams...**Week 1 vs. Seattle (9/13):** Declared inactive.

COLLEGE: Started all 13 games at right tackle as a senior... earned Honorable mention All-Big Ten by league coaches...played every offensive down in win over Northern Iowa as offense gained 401 yards total offense...played every offensive down in win over Ball State as offense gained 455 yards total offense...played every offensive down in win at Purdue as offense gained 420 yards total offense...played every offensive down in win over Indiana as offense gained 426 yards total offense...played every offensive down in win over Northwestern as offense gained 483 yards total offense...started at right tackle in win at Illinois as offense rushed for 304 yards and gained 587 yards total offense...played every offensive down against No. 14 Wisconsin as offense gained 412 yards total offense against top-ranked defense in the nation...saw action at both guard and tackle throughout the 2013 season...played in 12 games...saw action at right guard and left tackle in win over Missouri State as offense gained 491 yards total offense ...saw action at right guard in win at Iowa State as offense gained 378 yards total offense and rushed for over 200 yards in third straight outing...saw action in win over Western Michigan as offense gained 446 yards total offense while rushing for over 200 yards in fourth straight game...saw action in offensive line in 23-7 win at Minnesota as offense gained 464 yards total offense and rushed for over 200 yards in fifth straight outing...saw action in win at Purdue as offense rushed for 318 yards and gained 509 yards total offense...listed as second team left tackle following spring practice in 2012...played in the first seven games of the 2012 season with three starts before being injured....registered first career start at right guard in win over Minnesota while the offense gained 374 yards total offense...started at right guard and played every offensive play in win at Michigan State...did not play in final five games due to injury...saw first action of collegiate career during 2011 season in opening win over Tennessee Tech...saw action in 45-24 win over Indiana as offense gained 456 yards total offense...redshirted during 2010 season.

PERSONAL: Attended Anthony Wayne High School in Ohio...participated in Army All-American Bowl and selected to team USA vs. World All-Stars in conjunction with Super Bowl...named first team All-Ohio Division I offensive lineman by the Associated Press...first team all-district and all-Northern Lakes League offensive tackle...named District Lineman of the Year...named to all-Toledo Blade team and Ohio High Magazine first team offensive line...2009 Buckeye Bluechip honoree by Touchdown Club of Columbus...was also first team all-conference as a junior, second team all-District and special mention all-state...earned second team all-conference honors as a sophomore....earned three varsity letters as offensive and defensive lineman...team captain as senior while helping team post 7-3 overall record....also lettered three years as basketball center and in track while competing in the shot put and discus...leisure studies major...named to all-Northern Lakes League Academic Team...parents are Susie and Ron Donnal.

DONNAL'S Games Played Stats: RAMS 2015 (4/1).



98 | NICK FAIRLEY

| | |
|-------------|---------------------|
| Position: | Defensive Tackle |
| Ht./Wt.: | 6-4/308 |
| Birth Date: | 1/23/88 |
| College: | Auburn |
| Hometown: | Mobile, Ala. |
| Experience: | 5th year (1st Rams) |
| Acquired: | FA-2015 |

Career GP/GS (Playoffs): 54/30 (1/0)



TRANSACTIONS: Signed a free agent contract with the Rams (3/13/15)...declared a free agent (3/10/15)...originally selected by the Detroit Lions in the first round (13th overall) of the 2011 NFL Draft (4/28/11).

PRO: Physical, aggressive defensive tackle who contributed to the Lions' stellar defensive line rotation...selected in the first round (13th overall) in the 2011 NFL Draft after a successful two-year career at Auburn...earned his first Pro Bowl recognition as an alternate in 2014.

2015 SEASON: Week 9 at Minnesota (11/8): Saw action on defense...tallied eight tackles (two solo) and one quarterback hit...**Week 8 vs. San Francisco (11/1):** Saw action on defense...notched six tackles (two solo) and one pass defended...**Week 7 vs. Cleveland (10/25):** Saw action on defense...registered a season-high five tackles (three solo)...also had one fumble recovery...**Week 5 at Green Bay (10/11):** Saw action on defense...recorded two solo tackles and one pass defended...**Week 4 at Arizona (10/4):** Saw action on defense and special teams...notched two tackles (one solo), one hit on the quarterback and one pressure...**Week 3 vs. Pittsburgh (9/27):** Saw action on defense...had one hit on the quarterback...**Week 2 at Washington (9/20):** Saw action on defense...recorded a half sack on QB Kirk Cousins with DE Chris Long...also had four tackles (two solo)...**Week 1 vs. Seattle (9/13):** Made his Rams debut...saw action on defense...tallied three assisted tackles.

2014 SEASON: Saw his season cut short due to a knee injury at Atlanta (10/26), but managed to finish with 14 tackles (eight solo), one sack and one forced fumble...**vs. New York Giants (9/8):** Created pressure multiple times on the quarterback and had an assisted tackle in...**at Carolina (9/14):** Collected three total tackles, including one tackle for a loss...**vs. Green Bay (9/21):** Forced a fumble that was picked up for a touchdown by S Don Carey and had two solo tackles...**at New York Jets (9/28):** Generated three tackles, including his first sack of the season...**vs. Buffalo (10/5):** Had a pair of tackles and one quarterback hit... **at Minnesota (10/12):** Collected one tackle for a loss...**vs. New Orleans (10/19):** Made two solo tackles and had one quarterback hit...**at Atlanta (10/26):** Helped the Lions' defensive line apply pressure as they collected two sacks and five quarterback hurries...left game early with a knee injury...inactive for the final seven weeks of the season and NFC Wild Card game at Dallas (1/4) with a knee injury.

2013 SEASON: Started all 15 games he played and finished the season with 35 tackles (23 solo), six sacks (36.5 yards), one pass defense, one forced fumble, two fumble recoveries and one safety...also recorded his first-career touchdown on a fumble recovery vs. Chicago (9/29)...**vs. Minnesota (9/8):** Tied for second on the team in tackles with five (two solo), including one tackle for loss, recorded two quarterback hits and led team in sacks with 1.5 (9.5 yards) and had a fumble recovery...**vs. Chicago (9/29):** Recorded two quarterback hits and his first-career scoop-and-score touchdown after a forced fumble from DT Ndamukong Suh...**at Cleveland (10/13):** Posted three tackles (two solo) and one quarterback hit...**at Chicago (11/10):** Sacked Bears QB Josh McCown for a loss of three yards late in the fourth quarter and then effectively sealed the win for Detroit by tackling Bears RB Matt Forte for a loss on Chicago's game-tying two-point conversion attempt...also had four quarterback hits...**at Pittsburgh (11/17):** Sacked Steelers QB Ben Roethlisberger for a loss of nine yards...also had three tackles (two solo), including two tackles for loss and one quarterback hit...**at Philadelphia (12/8):** Had six tackles (five solo), including one tackle for loss...**vs. New York Giants (12/22):** Registered his first-career safety on a nine-yard sack on Giants QB Eli Manning...also had three solo tackles, including one tackle for loss, and two quarterback hits...it was the second safety by the Lions in 2013 and the seventh time in team history the Lions have recorded two safeties in one season...the last time this occurred was 2009...**at Minnesota (12/29):** Registered five tackles (two solo), including one tackle for loss, 1.5 sacks (six yards) and two quarterback hits.

2012 SEASON: Breakout season got off to a strong start after recording the first Lions sack on the season in Week 1...stepped in as a starter with DT Corey Williams out due to injury and created a young, stout defensive tackle tandem with DT Ndamukong Suh...totaled 5.5 sacks, 34 tackles (26 solo), two forced fumbles and one fumble recovery before a shoulder injury ended his season in Week 14... **vs. St. Louis (9/9):** Recorded first sack of season for a loss of five yards in the Lions' season home opener...part of a defensive line effort that tallied four sacks in the game and held Rams RB Steven Jackson to only 53 yards rushing...**at Tennessee (9/23):** Recovered his first career fumble recovery...**at Philadelphia (10/14):** Combined with DE Kyle Vanden Bosch for a half a sack on a pivotal second down play that resulted in a total loss of 14 yards on the Eagles' opening drive in overtime...also had two tackles (one solo) and one pass defense...**at Jacksonville (11/4):** Tied a then career-high in tackles with three solo tackles...the Lions defensive line also held the Jaguars to just 64 yards on the ground, the lowest total of the season...**at Minnesota (11/11):** Recorded a career-high four tackles and a sack in, giving him 2.5 sacks on the season...**vs. Green Bay (11/24):** Recorded seven tackles and two sacks, both of which were career highs...his first-career multi-sack game...also registered his first-career forced fumble on the Packers' opening drive in the third quarter to halt Green Bay's drive at their own 17-yard line... **at Green Bay (12/9):** Continued his strong play against the Packers with a sack (seven yards), four solo tackles, including two tackles for loss, and two quarterback hits...placed on Reserve/Injured on Dec. 19, 2012.

2011 SEASON: Despite battling a foot injury throughout the year, played in 10 games as a rookie and registered 15 tackles (nine solo) and one sack...suffered a foot injury during training camp that required surgery...inactive for the team's first three games at Tampa Bay (9/11), vs. Kansas City (9/18), at Minnesota (9/25) and at Dallas (10/2)...**vs. Chicago (10/10):** Made his NFL debut and helped the defense limit the Bears to three second-half points as the Lions claimed a 24-13 win...**vs. Atlanta (10/23):** Recorded his first career tackle. Stop came against QB Matt Ryan on second-and-11 at the Detroit 47-yard line as he tripped him up on a two-yard gain...**at New Orleans (12/4):** Recorded his first-career sack dropping the Saints for a one-yard loss on second-and-3 at the Saints 10-yard line...**at Green Bay (1/1):** Finished the season with career-high four tackles...NFC Wild Card playoff game at New Orleans (1/7/12): Had two tackles.

COLLEGE: Started 16-of-27 games during his two-year career at Auburn, recording 88 tackles (50 solo), 13.0 sacks for minus 89 yards, 27.5 stops for losses totaling 126 yards and 32 tackles-for-loss, posting 28 quarterback pressures...also forced two fumbles and recovered three others, intercepted one pass and added a blocked kick...in 2010, Fairley set a school record with 11.5 sacks. Recipient of Rotary Lombardi Trophy, awarded annually to the nation's top collegiate lineman, and named Defensive Most Valuable Player of the BCS Championship game after registering five solo tackles and one sack (seven yards), three stops for losses of 14 yards and a forced fumble against the Ducks...helped lead Tigers' defense to be the NCAA's ninth-ranked rushing defense in 2010, allowing just 109.07 yards per game...part of a defense that held Oregon, who averaged 49.33 points per game, to just 19 points in the BCS Championship game...played and started in all 14 games in 2010, finishing with 60 tackles (36 solo), 11.5 sacks for minus 74 yards, two fumble recoveries, one interception and 21 quarterback pressures. Earned consensus All-American First Team selection (AP, Walter Camp and FWAA) and All-SEC First Team choice. Finalist for the Chuck Bednarik Award (Top Defender) and honored as the SEC's Defensive Player of the Year...led unit that was top in the SEC and ranked ninth in the nation, allowing 109.07 yards per game on the ground...began collegiate career at Copenhaver-Lincoln Community College (2007-08) in Wesson, Mississippi...in 2008, earned an All-Region XII selection after collecting 63 tackles with seven sacks and nine stops for loss in seven games.

PERSONAL: Attended Lillie B. Williamson High School (Mobile, Ala.) playing football for head coach Bobby Parrish...was a 5A All-State selection by the ASWA and finalist for the 5A Lineman of the Year Award...graded out a 97-percent on the offensive line and added five receptions for 150 yards as a tight end in 2007...participated in the Alabama-Mississippi All-Star Classic as a senior and the AHSAA North/South All-Star game as a junior...given a three-star rating by Rivals.com, who listed him as the 28th-best offensive guard prospect in the nation and the 15th-best recruit from the state of Alabama...offered scholarships from Alabama, Kansas State, Louisville, Southern Mississippi and West Virginia before committing to Auburn...son of Paula and Herbert Rogers...one of nine siblings, born on January 23, 1988 in Mobile, Alabama.

NICK FAIRLEY NFL STATISTICS

| REGULAR SEASON | | | | | | | | | | | | | | | | |
|----------------|---------|-------|---------|------|------|------|------|---------------|-----|----|----|---------|----|----|-----|---|
| Year | Team | G/S | Tackles | | | | | Interceptions | | | | Fumbles | | | | |
| | | | Total | Solo | Asst | Sk | Yds | Int | Yds | Lg | TD | PD | FF | FR | Yds | |
| 2011 | Detroit | 10/0 | 15 | 9 | 6 | 1.0 | 1.0 | 0 | 0 | 0 | 0 | 0 | 0 | 0 | 0 | 0 |
| 2012 | Detroit | 13/7 | 35 | 28 | 7 | 5.5 | 38 | 0 | 0 | 0 | 0 | 1 | 2 | 1 | 0 | |
| 2013 | Detroit | 15/15 | 34 | 22 | 12 | 6.0 | 36.5 | 0 | 0 | 0 | 0 | 1 | 1 | 2 | 4 | |
| 2014 | Detroit | 8/8 | 14 | 8 | 6 | 1.0 | 2.0 | 0 | 0 | 0 | 0 | 0 | 1 | 0 | 0 | |
| 2015 | RAMS | 8/0 | 30 | 12 | 18 | 0.5 | 2.0 | 0 | 0 | 0 | 0 | 1 | 0 | 1 | 0 | |
| Total | | 54/30 | 128 | 81 | 49 | 14.0 | 79.5 | 0 | 0 | 0 | 0 | 3 | 4 | 4 | 4 | |

| POSTSEASON | | | | | | | | | | | | | | | | |
|------------|---------|-----|---------|------|------|-----|-----|---------------|-----|----|----|---------|----|----|-----|---|
| Year | Team | G/S | Tackles | | | | | Interceptions | | | | Fumbles | | | | |
| | | | Total | Solo | Asst | Sk | Yds | Int | Yds | Lg | TD | PD | FF | FR | Yds | |
| 2011 | Detroit | 1/0 | 2 | 2 | 0 | 0.0 | 0.0 | 0 | 0 | 0 | 0 | 0 | 0 | 0 | 0 | 0 |

ADDITIONAL CAREER STATISTICS: Notched a touchdown off a forced fumble caused by DT Ndamukong Suh vs. Chicago (9/29/13).

SINGLE GAME HIGHS
 Total Tackles – 7, vs. Green Bay (11/18/12)
 Sacks – 2.0, vs. Green Bay (11/18/12)
 Passes Defensed – 1, vs. Cincinnati (10/20/13)



5 | NICK FOLES

| | |
|-------------|---------------------|
| Position: | Quarterback |
| Ht./Wt.: | 6-6/243 |
| Birth Date: | 1/20/89 |
| College: | Arizona |
| Hometown: | Austin, Texas |
| Experience: | 4th year (1st Rams) |
| Acquired: | T(PHI)-'15 |

Career GP/GS (Playoffs): 36/32 (1/1)



TRANSACTIONS: Traded to the Rams for QB Sam Bradford and draft compensation (3/10/15)...selected by the Eagles in the third round (88th overall) of the 2012 NFL Draft (4/27/12).

PRO: Named MVP of 2014 Pro Bowl, completing 7-10 passes and a touchdown...became first QB since 1960 to post a 149-plus quarterback rating in consecutive games (158.3 at Oak, 11/3/13 and 149.3 at GB, 11/10/13)...



HIGHEST SINGLE SEASON QB RATING IN NFL HISTORY



| | |
|-------------------------------|--------------|
| Aaron Rodgers, GB (2011) | 122.5 |
| Peyton Manning, IND (2004) | 121.1 |
| Nick Foles, PHI (2013) | 119.2 |
| Tom Brady, NE (2007) | 117.2 |
| Peyton Manning, DEN (2013) | 115.1 |

among quarterbacks who have thrown a minimum of 800 pass attempts in their career, his 1.9 interception percentage (17 interceptions out of 894 attempts) is the second lowest behind Green Bay's Aaron Rodgers...owns the best quarterback rating (94.1) and completion percentage (61.6) in Eagles' franchise history...set the Eagles record with 237 pass attempts without an interception (12/23/12 thru 12/8/13)...had 152.8 quarterback rating in November 2013,

highest in any calendar month in NFL history (min. 50 attempts)...his 2013 season also produced the third lowest interception pct. (0.63) in NFL history and his 19 touchdowns to start a season without an interception was the second most in NFL history behind Denver's Peyton Manning's 20 (also in 2013).

2015 SEASON: Week 9 at Minnesota (11/8): Started at quarterback... completed 18-of-33 passes for 168 yards, including a long of 55 yards...**Week 8 vs. San Francisco (11/1):** Started at quarterback...completed 14-of-23 attempts for 191 yards and one touchdown for a passer rating of 101.9...his record as a starter improved to 18-7...**Week 7 vs. Cleveland (10/25):** Started at quarterback...completed 15-of-23 passes for 163 yards...**Week 5 at Green Bay (10/11):** Started at quarterback...completed 11-of-30 passes for 141 and one touchdown...**Week 4 at Arizona (10/4):** Started at quarterback...completed 16-of-24 passes for 171 yards and three touchdowns for a passer rating of 126.9...the passer rating was his highest mark since (12/22/13) vs. Chicago...marked his first game as a Ram with three touchdowns...**Week 3 vs. Pittsburgh (9/27):** Started at quarterback...completed 19-of-28 passes for 197 yards, 2.0 sacks and had his first interception of the season for a passer rating of 73.1...**Week 2 at Washington (9/20):** Started at quarterback...completed 17-of-32 passes for 150 yards, 1.0 sack, and one touchdown for a 76.3 quarterback rating...**Week 1 vs. Seattle (9/13):** Started at quarterback in his Rams debut...led his team to their first overtime victory since 2012...completed 18-of-27 passes for 297 yards and one touchdown for a passer rating of 115.8...scrambled 1-yard for his first touchdown as a Ram.

2014 SEASON: Became the eighth player in NFL history to throw for 320-plus yards in each of the first three games of a season...**vs. Jacksonville (9/7):** Threw for 322 yards, including a career-long 68-yard touchdown pass to WR Jeremy Maclin, in comeback win....after a scoreless first half, completed 15 of 21 passes for 183 yards and two touchdowns in final 30 minutes...**at Indianapolis (9/15):** His 331 yards passing fueled a comeback win...**vs. Washington (9/21):** Led a comeback win with 325 yards and three touchdowns, including a 27-yard strike to Maclin to break a tie midway through the fourth quarter...**at Arizona (10/26):** Posted career highs in attempts (62) and completions (36) for 411 yards and two touchdowns.

| NFL'S LOWEST SINGLE-SEASON INT PCT | |
|------------------------------------|-------------|
| Damon Huard, 2006 | 0.41 |
| Josh McCown, 2013 | 0.45 |
| Nick Foles, 2013 | 0.63 |
| Joe Ferguson, 1976 | 0.66 |
| Tom Brady, 2010 | 0.81 |

MOST TD PASSES TO START SEASON WITHOUT AN INT

| | |
|---------------------------------|------------------|
| Peyton Manning, Denver | 20 (2013) |
| Nick Foles, Philadelphia | 19 (2013) |
| Milt Plum, Cleveland | 16 (1960) |
| Randall Cunningham, Minnesota | 14 (1998) |
| Don Meredith, Dallas | 14 (1966) |



2013 SEASON: Led the NFL in QB rating (119.2), yards per pass attempt (9.1) and touchdown pct. (8.5)...became the first Eagle to lead the league in passer rating since Tommy Thompson did so in 1948 and 1949...his touchdown/interception ratio of 27/2 was the best in NFL history and is the only quarterback in league history to throw 20-plus touchdowns and fewer than two interceptions...joined Tom Brady (36 touchdowns, four interceptions in 2010) as the only two quarterbacks in NFL history to throw 25-plus touchdowns and fewer than five interceptions in a season...his nine games of a 100-plus quarterback rating were second in the NFL and tied the team's single season record set by Donovan McNabb (2004)...earned NFC Offensive player of the month honors for November after he set an NFL record for quarterback rating in a month (152.8)...in three games, he completed 71 percent of his passes for 932 yards and 10 touchdowns (no interceptions)...**at New York Giants (10/6):** Subbed for an injured Michael Vick in the second quarter and completed 64 percent of his passes (16-25) for 197 yards and two touchdowns... **at Tampa Bay (10/13):** Earned NFC Offensive player of the week honors after first start of season....completed 22 of 31 passes (71 percent)

2013 LEAGUE LEADERS IN QUARTERBACK RATING



| | |
|---------------------------------|--------------|
| Nick Foles, Philadelphia | 119.2 |
| Peyton Manning, Denver | 115.1 |
| Josh McCown, Chicago | 109.0 |
| Philip Rivers, San Diego | 105.5 |
| Aaron Rodgers, Green Bay | 104.9 |

for 296 yards, three touchdowns and a 133.3 quarterback rating...also scored on a 4-yard run... **at Green Bay (11/10):** Tossed three touchdown passes and accrued a 149.3 quarterback rating, becoming the first quarterback since 1960 to post a 149-plus quarterback rating in back-to-back games... **vs. Washington (11/17):** Threw for 298 yards and ran for a career-high 47 yards, including a touchdown...he accrued a quarterback rating of 104.3... **vs. Arizona (12/1):** Tossed three touchdown passes (all to tight ends) as part of a 112.0 quarterback rating game...**at Minnesota (12/15):** Threw for a career-high 428 yards and had 3 touchdowns... **vs. Chicago (12/22):** Set an Eagles franchise record with an 82 percent completion pct. (21-25) to go along with two touchdowns, 230 yards and a 131.7 quarterback rating... **at Dallas (12/29):** Helped clinch the NFC East title with a 124.4 quarterback rating...went 17-26 for 263 yards and two touchdowns... **vs. New Orleans (1/4):** In first NFL playoff start, completed 69.7 percent of passes (23-33) for 195 yards, two touchdowns, and 105.0 QB rating.

2012 SEASON: Set Eagles rookie passing records in the following categories: yards (1,699), attempts (265) and completions (161)... **vs. Dallas (11/11):** Saw his first NFL action in place of an injured Michael Vick, threw for 219 yards and his first touchdown (44 yards to WR Jeremy Maclin)...according to the Elias Sports Bureau, it was the highest yardage total by an Eagles rookie quarterback in his NFL debut...the last Eagles rookie to throw a touchdown was RB Brian Westbrook in 2002...the last Eagles rookie QB to do so was A.J. Feeley in 2001...**at Dallas (12/2):** Started his first NFL game in his home state of Texas...completed 65 percent of his passes (22 for 34) for 251 yards and one touchdown... **at Tampa Bay (12/9):** Rallied from a 21-10 deficit in the fourth quarter with two touchdown passes in the final four minutes - an 11 yarder to TE Clay Harbor and a 1-yard strike to Maclin on final play of regulation...along the way, tallied an Eagles rookie record 381 passing yards and became just the third rookie in NFL history to throw for 350-plus passing yards, two touchdowns and no interceptions in a game...also ran for a 10-yard touchdown, the first of his career...**vs. Washington (12/23):** threw for 345 yards and touchdown, while completing 66.7 percent of his passes (32-48).

COLLEGE: Finished career at Arizona as the school's all-time leader in passing yards (10,011), touchdowns (67), attempts (1,369) and completions (933)...as a senior in 2011, earned Honorable Mention All-Pac 12 honors after throwing for a school single-season record 4,334 yards and 28 touchdowns...also broke the Arizona record for attempts (560) and completions (387)... was named team Offensive co-MVP and Honorable mention All-Pac 10 as a junior in 2010, throwing for 3,191 yards and 20 touchdowns...earned All-Pac 10 Honorable Mention honors as a sophomore in 2008 after finishing the year with 2,486 yards and 19 touchdowns...garnered Honorable Mention Pac-10 All-Academic honors in 2009 and 2010...redshirted in 2008 after transferring from Michigan State.

PERSONAL: Married his wife, Tori, in the 2014 offseason...Tori played volleyball at Arizona and is the sister of former Eagles and NFL tight end Evan Moore...has three dogs, Wrigley, Bella and Harmony, and a cat, Tigger...son of Larry and Melissa, who both are in the restaurant business...has two sisters, Lacey and Katie...was a roommate of Brent Celek's brother, Garrett, as a freshman at Michigan State...while at Arizona, served as a mentor to four brothers from an underprivileged home in Tucson - Aaron, Jose, Chris and Anthony. Said Foles, "I'd spend time with them every weekend. It was a great experience for me. I still mentor and talk to them and help them in any way I can."...starred at Westlake High School in Austin, TX, where he set school career records for passing yards (5,658) and TDs (56), breaking marks previously held by Drew Brees...was a high school teammate of Ravens K Justin Tucker...was a three-year starter and two-time team MVP for Westlake's basketball team, averaging 15 points and 11 rebounds in 2005-06 while earning all-district honors. Was recruited by numerous Division I basketball programs...was a high school Academic All-District selection in football and basketball...became the highest Arizona QB to be drafted since Detroit selected Eddie Wilson in the 2nd round in 1962...most underrated part of playing quarterback: "The ability to feel the game, especially during scramble situations. The ball's movement changes when you run as well as the throwing lanes. Some guys can do it, some guys can't."

Seventh Heaven

In just his 9th NFL start, Foles became the 7th player in NFL history to throw 7 touchdowns in a game in a 49-20 win at



Oakland on November 3, 2013, and was the first to do so with a perfect QB rating of 158.3. He was also the first ever to throw all 7 TDs before the start of the fourth quarter and was the third to do so without throwing an interception. He earned NFC Offensive Player of the Week honors while his jersey, cleats and seventh TD football are on display at the Pro Football Hall of Fame.

NICK FOLE'S NFL STATISTICS

REGULAR SEASON

| Year | Team | Passing | | | | | | | | | | |
|--------------|------|--------------|--------------|------------|-------------|--------------|------------|-----------|-----------|------------|---------------|-------------|
| | | G/S | Att. | Cmp | Pct. | Yds | Yds/Att | TD | Int | Lg | Sk-Yds | Rtg. |
| 2012 | PHI | 7/6 | 265 | 161 | 60.8 | 1,699 | 6.4 | 6 | 5 | 46 | 20-131 | 79.1 |
| 2013 | PHI | 13/10 | 317 | 203 | 64.0 | 2,891 | 9.1 | 27 | 2 | 63t | 28-173 | 119.2 |
| 2014 | PHI | 8/8 | 311 | 186 | 59.8 | 2,163 | 7.0 | 13 | 10 | 68t | 9-74 | 81.4 |
| 2015 | RAMS | 8/8 | 220 | 128 | 58.2 | 1,478 | 6.7 | 7 | 5 | 68 | 12-81 | 79.7 |
| Total | | 36/32 | 1,113 | 678 | 61.9 | 8,231 | 7.4 | 53 | 22 | 68t | 69-459 | 91.3 |

| Year | Team | Rushing | | | | |
|--------------|------|-----------|------------|------------|-----------|----------|
| | | Att. | Yds. | Avg. | Lg | TD |
| 2012 | PHI | 11 | 42 | 3.8 | 14 | 1 |
| 2013 | PHI | 57 | 221 | 3.9 | 21 | 3 |
| 2014 | PHI | 16 | 68 | 4.3 | 14 | 0 |
| 2015 | RAMS | 14 | 20 | 1.4 | 10 | 1 |
| Total | | 98 | 351 | 3.6 | 21 | 5 |

POSTSEASON

| Year | Team | Passing | | | | | | | | | | |
|------|------|---------|------|-----|------|-----|---------|----|-----|----|--------|-------|
| | | G/S | Att. | Cmp | Pct. | Yds | Yds/Att | TD | Int | Lg | Sk-Yds | Rtg. |
| 2013 | PHI | 1/1 | 33 | 23 | 69.7 | 195 | 5.9 | 2 | 0 | 40 | 2-19 | 105.0 |

| Year | Team | Rushing | | | | |
|------|------|---------|------|------|----|----|
| | | Att. | Yds. | Avg. | Lg | TD |
| 2013 | PHI | 1 | 3 | 3.0 | 3 | 0 |

SINGLE GAME HIGHS

Attempts – 62, at Arizona (10/26/14)
 Completions – 36, at Arizona (10/26/14)
 Yards – 428, at Minnesota (12/15/13)
 Percentage – 82.0, vs. Chicago (12/22/13)
 Long - 68t, vs. Jacksonville (9/7/14)
 Touchdowns – 7, at Oakland (11/3/13)

Rush – 9, vs. Arizona (12/1/13)
 Yards – 47, vs. Washington (11/17/13)
 Long – 21, at Minnesota ()
 Touchdowns – 1, five times, last vs. Oakland (11/30/14)

NICK FOLE'S GAME-BY-GAME STATISTICS

2015 ST. LOUIS RAMS

| Game | W/L | P/S | Att | Cmp | Pct | Yds | Yds/Att | TD | Int | Lg | Sk-Yds | Rtg |
|---------------|------------|------------|------------|------------|-------------|--------------|------------|----------|----------|-----------|--------------|-------------|
| SEA 9/13 | W | 1/1 | 27 | 18 | 66.7 | 297 | 11.0 | 1 | 0 | 42 | 2-21 | 115.8 |
| @WSH 9/20 | L | 1/1 | 32 | 17 | 53.1 | 150 | 4.7 | 1 | 0 | 40t | 1-4 | 76.3 |
| PIT 9/27 | L | 1/1 | 28 | 19 | 67.9 | 197 | 7.0 | 0 | 1 | 26 | 2-10 | 73.1 |
| @ARI 10/4 | W | 1/1 | 24 | 16 | 66.7 | 171 | 7.1 | 3 | 0 | 47 | 1-7 | 126.9 |
| @GB 10/11 | L | 1/1 | 30 | 11 | 36.7 | 141 | 4.7 | 1 | 4 | 68 | 3-18 | 23.8 |
| CLE 10/25 | W | 1/1 | 23 | 15 | 65.2 | 163 | 7.1 | 0 | 0 | 41 | 2-13 | 86.0 |
| SF 11/1 | W | 1/1 | 23 | 14 | 60.9 | 191 | 8.3 | 1 | 0 | 66t | 0-0 | 101.9 |
| @MIN 11/8 | L | 1/1 | 33 | 18 | 54.5 | 168 | 5.1 | 0 | 0 | 55 | 1-8 | 68.8 |
| CHI 11/15 | 0/0 | 0/0 | 0 | 0 | 0.0 | 0 | 0.0 | 0 | 0 | 0 | 0-0 | 0.0 |
| @BAL 11/22 | 0/0 | 0/0 | 0 | 0 | 0.0 | 0 | 0.0 | 0 | 0 | 0 | 0-0 | 0.0 |
| @CIN 11/29 | 0/0 | 0/0 | 0 | 0 | 0.0 | 0 | 0.0 | 0 | 0 | 0 | 0-0 | 0.0 |
| ARI 12/6 | 0/0 | 0/0 | 0 | 0 | 0.0 | 0 | 0.0 | 0 | 0 | 0 | 0-0 | 0.0 |
| DET 12/13 | 0/0 | 0/0 | 0 | 0 | 0.0 | 0 | 0.0 | 0 | 0 | 0 | 0-0 | 0.0 |
| TB 12/17 | 0/0 | 0/0 | 0 | 0 | 0.0 | 0 | 0.0 | 0 | 0 | 0 | 0-0 | 0.0 |
| @SEA 12/27 | 0/0 | 0/0 | 0 | 0 | 0.0 | 0 | 0.0 | 0 | 0 | 0 | 0-0 | 0.0 |
| @SF 1/3 | 0/0 | 0/0 | 0 | 0 | 0.0 | 0 | 0.0 | 0 | 0 | 0 | 0-0 | 0.0 |
| TOTALS | 4-4 | 8/8 | 220 | 128 | 58.2 | 1,478 | 6.7 | 7 | 5 | 68 | 12-81 | 79.7 |

2014 PHILADELPHIA EAGLES

| Game | W/L | P/S | Att | Cmp | Pct | Yds | Yds/Att | TD | Int | Lg | Sk-Yds | Rtg |
|---------------|-------------|------------|------------|------------|-------------|--------------|------------|-----------|-----------|------------|-------------|-------------|
| JAC 9/7 | W | 1/1 | 45 | 27 | 60.0 | 322 | 7.2 | 2 | 1 | 68t | 5-47 | 87.5 |
| @IND 9/15 | W | 1/1 | 37 | 21 | 56.8 | 331 | 8.9 | 1 | 1 | 57 | 0-0 | 84.4 |
| WAS 9/21 | W | 1/1 | 41 | 27 | 65.9 | 325 | 7.9 | 3 | 0 | 50 | 0-0 | 114.4 |
| @SF 9/28 | L | 1/1 | 43 | 21 | 48.8 | 195 | 4.5 | 0 | 2 | 22 | 1-4 | 42.3 |
| STL 10/5 | W | 1/1 | 37 | 24 | 64.9 | 207 | 5.6 | 2 | 1 | 24t | 0-0 | 86.2 |
| NYG 10/12 | W | 1/1 | 34 | 21 | 61.8 | 248 | 7.3 | 2 | 2 | 26t | 1-3 | 79.1 |
| @AZ 10/26 | L | 1/1 | 62 | 36 | 58.1 | 411 | 6.6 | 2 | 2 | 54t | 0-0 | 75.4 |
| @HOU 11/2 | W | 1/1 | 12 | 9 | 75.0 | 124 | 10.3 | 1 | 1 | 59t | 2-20 | 100.7 |
| CAR 11/10 | W | | | | | | | | | | Inactive | |
| @GB 11/16 | L | | | | | | | | | | Inactive | |
| TEN 11/23 | W | | | | | | | | | | Inactive | |
| @DAL 11/27 | W | | | | | | | | | | Inactive | |
| SEA 12/7 | L | | | | | | | | | | Inactive | |
| DAL 12/14 | L | | | | | | | | | | Inactive | |
| @WAS 12/20 | L | | | | | | | | | | Inactive | |
| @NYG 12/28 | W | | | | | | | | | | Inactive | |
| TOTALS | 10-6 | 8/8 | 311 | 186 | 59.8 | 2,163 | 7.0 | 13 | 10 | 68t | 9-74 | 81.4 |

2013 PHILADELPHIA EAGLES

| Game | W/L | P/S | Att | Cmp | Pct | Yds | Yds/Att | TD | Int | Lg | Sk-Yds | Rtg |
|-------------------|-------------|--------------|------------|------------|-------------|--------------|------------|-----------|----------|------------|---------------|--------------|
| @WAS 9/9 | W | 0/0 | | | | Did not play | | | | | | |
| SD 9/15 | L | 1/0 | 1 | 0 | 0.0 | 0 | 0.0 | 0 | 0 | 0 | 0-0 | 39.6 |
| KC 9/19 | L | 0/0 | | | | Did not play | | | | | | |
| @DEN 9/29 | L | 1/0 | 4 | 3 | 75.0 | 49 | 12.3 | 1 | 0 | 37 | 0-0 | 155.2 |
| @NYG 10/6 | W | 1/0 | 25 | 16 | 64.0 | 197 | 7.9 | 2 | 0 | 28 | 1-3 | 114.9 |
| @TB 10/13 | W | 1/1 | 31 | 22 | 71.0 | 296 | 9.5 | 3 | 0 | 47t | 1-9 | 133.3 |
| DAL 10/20 | L | 1/1 | 29 | 11 | 37.9 | 80 | 2.8 | 0 | 0 | 16 | 3-15 | 46.2 |
| NYG 10/27 | L | 0/0 | | | | Inactive | | | | | | |
| @OAK 11/3 | W | 1/1 | 28 | 22 | 78.6 | 406 | 14.5 | 7 | 0 | 63t | 1-1 | 158.3 |
| @GB 11/10 | W | 1/1 | 18 | 12 | 66.7 | 228 | 12.7 | 3 | 0 | 55t | 3-17 | 149.3 |
| WAS 11/17 | W | 1/1 | 26 | 17 | 65.4 | 298 | 11.5 | 0 | 0 | 49 | 3-22 | 104.3 |
| AZ 12/1 | W | 1/1 | 34 | 21 | 61.8 | 237 | 7.0 | 3 | 0 | 25 | 5-35 | 112.0 |
| DET 12/8 | W | 1/1 | 22 | 11 | 50.0 | 179 | 8.1 | 1 | 1 | 44 | 0-0 | 73.9 |
| @MIN 12/15 | L | 1/1 | 48 | 30 | 62.5 | 428 | 8.9 | 3 | 1 | 51 | 4-32 | 103.5 |
| CHI 12/22 | W | 1/1 | 25 | 21 | 84.0 | 230 | 9.2 | 2 | 0 | 32 | 2-5 | 131.7 |
| @DAL 12/29 | W | 1/1 | 26 | 17 | 65.4 | 263 | 10.1 | 2 | 0 | 35 | 5-34 | 124.4 |
| TOTALS | 10-6 | 13/10 | 317 | 203 | 64.0 | 2,891 | 9.1 | 27 | 2 | 63t | 28-173 | 119.2 |
| POSTSEASON | | | | | | | | | | | | |
| NO 1/4/14 | L | 1/1 | 33 | 23 | 69.7 | 195 | 5.9 | 2 | 0 | 40 | 2-19 | 105.0 |

2012 PHILADELPHIA EAGLES

| Game | W/L | P/S | Att | Cmp | Pct | Yds | Yds/Att | TD | Int | Lg | Sk-Yds | Rtg |
|---------------|-------------|------------|------------|------------|-------------|-----------------|------------|----------|----------|-----------|---------------|-------------|
| @CLE 9/9 | W | 0/0 | | | | Did not play | | | | | | |
| BAL 9/16 | W | 0/0 | | | | Did not play | | | | | | |
| @AZ 9/23 | L | 0/0 | | | | Did not play | | | | | | |
| NYG 9/30 | W | 0/0 | | | | Did not play | | | | | | |
| @PIT 10/7 | L | 0/0 | | | | Did not play | | | | | | |
| DET 10/14 | L | 0/0 | | | | Did not play | | | | | | |
| ATL 10/28 | L | 0/0 | | | | Did not play | | | | | | |
| @NO 11/5 | L | 0/0 | | | | Did not play | | | | | | |
| DAL 11/11 | L | 1/0 | 32 | 22 | 68.6 | 219 | 10.8 | 1 | 1 | 44t | 2-11 | 85.3 |
| @WAS 11/18 | L | 1/1 | 46 | 21 | 45.7 | 204 | 4.4 | 0 | 2 | 25 | 4-27 | 40.5 |
| CAR 11/26 | L | 1/1 | 21 | 16 | 76.2 | 119 | 5.7 | 0 | 0 | 16 | 1-12 | 89.2 |
| @DAL 12/2 | L | 1/1 | 34 | 22 | 64.7 | 251 | 7.4 | 1 | 0 | 29 | 1-11 | 96.6 |
| @TB 12/9 | W | 1/1 | 51 | 32 | 62.7 | 381 | 7.5 | 2 | 0 | 39 | 6-43 | 98.6 |
| CIN 12/13 | L | 1/1 | 33 | 16 | 48.5 | 180 | 5.5 | 1 | 1 | 46 | 1-3 | 62.7 |
| WAS 12/23 | L | 1/1 | 48 | 32 | 66.7 | 345 | 7.2 | 1 | 1 | 38 | 5-24 | 85.9 |
| @NYG 12/30 | L | 0/0 | | | | Injured/Reserve | | | | | | |
| TOTALS | 4-12 | 7/6 | 265 | 161 | 60.8 | 1,699 | 6.4 | 6 | 5 | 46 | 20-131 | 79.1 |



30 | TODD GURLEY

| | |
|-------------|----------------|
| Position: | Running Back |
| Ht./Wt.: | 6-1/226 |
| Birth Date: | 8/3/94 |
| College: | Georgia |
| Hometown: | Tarboro, N.C. |
| Experience: | Rookie |
| Acquired: | D1-2015 (10th) |

Career GP/GS (Playoffs): 6/5 (0/0)



TRANSACTIONS: Selected by St. Louis in the first round (10th overall) of the 2015 NFL Draft (4/30/15).

2015 SEASON: Week 9 at Minnesota (11/8): Started at running back...rushed 24 times for 89 yards and one touchdown... also had three receptions for 20 yards...has recorded touchdown runs in three consecutive games...**Week 8 vs. San Francisco**

(11/1): Made his fourth start at running back...rushed 20 times for 133 yards, a 6.7-yard average...has four rushes of 45-plus yards in his first four games as a starter (48 v CLE, 52 at AZ, 55 at GB, 71 v SF)...notched a 71-yard touchdown run, the longest rushing play of the season for the Rams and the fourth longest rush of the season in the NFL...marked his fourth consecutive game with 100-plus yards, last Rams rookie running back to do so was Jerome Bettis in 1993...in his first four career starts, he has rushed for 566 yards, the most yards by any NFL player in his first four starts who began career in Super Bowl era. Previously, the record was held by Billy Sims (539)...

Week 7 vs. Cleveland (10/25):

Started at running back...scored his first NFL touchdown on a 1-yard rush...added a second touchdown on a 16-yard rush... finished the day with 19 rushes for 128 yards, including a long of 48 yards...also had four receptions

Gurley's 566 rushing yards are the most in a player's 1st 4 NFL starts in the Super Bowl era

Gurley is the 1st rookie in NFL history to rush for 125+ yards in 4 consecutive games



Gurley named NFL Offensive Rookie of the Month - October 2015

- Led the NFL averaging 144.3 rushing yards per game during Oct. Rushed for 433 yards and two touchdowns in three games
- Rushed for at least 125 yards in each contest. He is the first rookie in 10 years to rush for at least 125 yards in each of his first three starts (Cadillac Williams in 2005).
- Became the third player in NFL history to rush for at least 125 yards in three of his first four games to begin a career (Billy Sims in 1980 and Williams in 2005).
- Third Rams player to be named Rookie of the Month, joining QB Sam Bradford (October and November, 2010) and Eddie Kennison (October 1996).
- He is the first Rams RB to be named NFL Offensive Rookie of the Month.

for 35 yards, to put his total yards at 163...marked his third consecutive 100-yard rushing game...the last Rams rookie running back to post 100-plus yards in three consecutive games was Eric Dickerson in 1983...**Week 5 at Green Bay (10/11):** Started at running back...notched his second-consecutive 100-yard rushing game...rushed 30

times for 159 yards, a 5.3-yard average, including a long rush of 55 yards...**Week 4 at Arizona (10/4):** Made his first NFL start... led the team in rushes (19) and rushing yards (146)...marked his first 100-yard rushing game of his career...notched a long rush of 52 yards...**Week 3 vs. Pittsburgh (9/27):** Made his NFL debut...had six carries for nine yards...also had one reception for five yards...**Week 2 at Washington (9/20):** Declared inactive...**Week 1 vs. Seattle (9/13):** Declared inactive.

COLLEGE: Notched 18 career 100 yard rushing games at Georgia, second most in school history...also had one 200 yard rushing game...scored 44 career touchdowns (36 rushing, six receiving, two kickoffs), which ranks second in school records behind Herschel Walker (52)...second in school history with 4,322 all-purpose yards and 3,285 rushing yards, trailing Walker (5,749)... one of only four Bulldogs to have 3,000-plus yards rushing in his career...established new school record with career 6.44 average gain per rush (old mark: 6.42, Charley Trippi, 1942, 1945-46)...voted team's offensive MVP for 2014 season...named to the Paul Hornung Award Honor Roll following his performances against Vanderbilt, Tennessee and Clemson during the 2014 season...also tapped three times for Athlon Sports National Player of the Week honors...earned SEC Offensive Player of the Weeks honors six times during his collegiate career...posted a career-high 208 rushing yards on 28 carries and two touchdowns vs. Tennessee (2014)...in 2012, became the second UGA true freshman (Walker in 1980) to rush for more than 1,000 yards...set Georgia freshman running back record with 17 rushing touchdowns, which is tied for third overall at UGA...tallied nine games with at least 100 yards rushing, which ranks tied for third in school history for a season.

PERSONAL: Attended Tarboro High School...earned North Carolina Associated Press Player of the Year honors for 2011... NCPreps.com 2A Player of the Year for 2011...SuperPrep All-Mid-Atlantic Team... ESPN.com fourstar prospect, No. 11 ranked RB, ranked No. 10 in state of North Carolina overall...ESPNHS North Carolina Magazine First Team All State...won three consecutive 2A State Championships at Tarboro High School...rushed for 242 yards and four touchdowns in 2011 State Championship game...as a senior totaled 2,600 yards and 38 touchdowns...played running back and safety during his junior season, totaling 1,472 rushing yards and 26 touchdowns, as well as 79 tackles, an interception, and a forced fumble...ran track for Team USA in Europe during the Spring and Summer of 2011...majored in Pre-Business...recipient of the Jack and Joy Davis Football Scholarship all three years of his Georgia career.

TODD GURLEY NFL STATISTICS

| Year | School | G/S | Rushing | | | | | Receiving | | | | |
|---------------|--------|------------|------------|------------|------------|------------|----------|-----------|-----------|------------|-----------|----------|
| | | | No | Yds | Avg | Lg | TD | Att | Yds | Avg | Lg | TD |
| 2015 | RAMS | 6/5 | 118 | 664 | 5.6 | 71t | 4 | 13 | 88 | 6.8 | 24 | 0 |
| TOTALS | | 6/5 | 118 | 664 | 5.6 | 71t | 4 | 13 | 88 | 6.8 | 24 | 0 |

TODD GURLEY GAME-BY-GAME STATISTICS

| 2015 ST. LOUIS RAMS | | | | | | | | | | | | | |
|---------------------|------------|------------|-----------|-----------|------------|-----------|----------|------------|------------|------------|------------|----------|--|
| Game | W/L | P/S | Receiving | | | Rushing | | | | | | TD | |
| | | | No | Yds | Avg | Lg | TD | Att | Yds | Avg | Lg | | |
| SEA 9/13 | W | | | | | | | | | | | | |
| @WSH 9/20 | L | | | | | | | | | | | | |
| PIT 9/27 | L | 1/0 | 1 | 5 | 5.0 | 5 | 0 | 6 | 9 | 1.5 | 4 | 0 | |
| @ARI 10/4 | W | 1/1 | 2 | 15 | 7.5 | 8 | 0 | 19 | 146 | 7.7 | 52 | 0 | |
| @GB 10/11 | L | 1/1 | 0 | 0 | 0.0 | 0 | 0 | 30 | 159 | 5.3 | 55 | 0 | |
| CLE 10/25 | W | 1/1 | 4 | 35 | 8.8 | 24 | 0 | 19 | 128 | 6.7 | 48 | 2 | |
| SF 11/1 | W | 1/1 | 3 | 13 | 4.3 | 15 | 0 | 20 | 133 | 6.7 | 71t | 1 | |
| @MIN 11/8 | L | 1/1 | 3 | 20 | 6.7 | 11 | 0 | 24 | 89 | 3.7 | 16 | 1 | |
| CHI 11/15 | 0/0 | 0/0 | 0 | 0 | 0.0 | 0 | 0 | 0 | 0 | 0.0 | 0 | 0 | |
| @BAL 11/22 | 0/0 | 0/0 | 0 | 0 | 0.0 | 0 | 0 | 0 | 0 | 0.0 | 0 | 0 | |
| @CIN 11/29 | 0/0 | 0/0 | 0 | 0 | 0.0 | 0 | 0 | 0 | 0 | 0.0 | 0 | 0 | |
| ARI 12/6 | 0/0 | 0/0 | 0 | 0 | 0.0 | 0 | 0 | 0 | 0 | 0.0 | 0 | 0 | |
| DET 12/13 | 0/0 | 0/0 | 0 | 0 | 0.0 | 0 | 0 | 0 | 0 | 0.0 | 0 | 0 | |
| TB 12/17 | 0/0 | 0/0 | 0 | 0 | 0.0 | 0 | 0 | 0 | 0 | 0.0 | 0 | 0 | |
| @SEA 12/27 | 0/0 | 0/0 | 0 | 0 | 0.0 | 0 | 0 | 0 | 0 | 0.0 | 0 | 0 | |
| @SF 1/3 | 0/0 | 0/0 | 0 | 0 | 0.0 | 0 | 0 | 0 | 0 | 0.0 | 0 | 0 | |
| TOTAL | 4-4 | 6/5 | 13 | 88 | 6.8 | 24 | 0 | 118 | 664 | 5.6 | 71t | 4 | |



46 | CORY HARKEY

| | |
|-------------|---------------------|
| Position: | Tight End |
| Ht./Wt.: | 6-4/259 |
| Birth Date: | 6/17/90 |
| College: | UCLA |
| Hometown: | Chino Hills, Calif. |
| Experience: | 4th year (4th Rams) |
| Acquired: | FA-2012 |

Career GP/GS (Playoffs): 44/24 (0/0)



TRANSACTIONS: Signed to the active roster (11/17/12)...added to the St. Louis practice squad (9/2/12)...released (8/31/12), after signing with St. Louis (5/8/12).

PRO: Fourth-year pro has played in 44 career games with 24 starts...tallied 22 catches for 189 yards and three touchdowns in first three seasons.

2015 SEASON: Week 9 at Minnesota (11/8): Saw action on offense and special teams...made one tackle...**Week 8 vs. San Francisco (11/1):** Saw action on offense and special teams...made one tackle...**Week 7 vs. Cleveland (10/25):** Saw action on offense and special teams...made one catch for four yards...**Week 5 at Green Bay (10/11):** Started at tight end...had one special teams tackle...**Week 4 at Arizona (10/4):** Saw action on offense and special teams...caught one pass for four yards...**Week 3 vs. Pittsburgh (9/27):** Saw action on offense and special teams...**Week 2 at Washington (9/20):** Saw action on offense and special teams...made one tackle...**Week 1 vs. Seattle (9/13):** Saw action on offense and special teams.

2014 SEASON: Played in 16 games with 13 starts...had eight receptions for 55 yards with one touchdown...**vs. Seattle (10/19):** Started at tight end...recorded one reception for nine yards...recovered his first career fumble...**vs. Oakland (11/30/14):** Started at tight end...caught a 4-yard pass from with QB Shaun Hill for a touchdown pass...marked his first touchdown of the season and third career... **at Washington (12/7/14):** Started at tight end...connected with P Johnny Hekker for a two-point conversion...**vs. Arizona (12/11/14):** Started at tight end...had one reception for 21 yards.

2013 SEASON: Played in 15 games with 10 starts...saw action at tight end and fullback...hauled in 13 receptions for 113 yards and two touchdowns...**vs. Jacksonville (10/6):** Made his first NFL start...caught one pass for 17 yards...**at Houston (10/13):** Started at tight end...hauled in his first career touchdown pass from QB Sam Bradford on a two-yard catch...**vs. New Orleans (12/15):** Started at tight end...hauled in his second touchdown pass of the season, on a new career long 31-yard catch and run from QB Kellen Clemens...finished the day with three receptions for 29 yards.

2012 SEASON: Signed to the active roster (11/17/12)...**vs. New York Jets (11/18):** Saw his first NFL action...**at Arizona (11/25):** Saw action on special teams and offense...**vs. San Francisco (12/2):** Saw action on special teams and offense...made one special teams tackle...**at Buffalo (12/9):** Saw action on offense and special teams...made two special teams tackles...**vs. Minnesota (12/16):** Saw action on offense and special teams...caught one pass for 21 yards...**at Tampa Bay (12/23):** Declared inactive...**at Seattle (12/30):** Declared inactive.

COLLEGE: Started in parts of all four seasons and finished his career with 26-straight starts... regarded as one of the better blocking tight ends in college football...received the Jerry Long "Heart" Award and the Kenneth S. Washington Award for Outstanding Senior of the Year by UCLA coaching staff...finished fifth on squad with 14 receptions as a junior.

PERSONAL: Ranked as the No. 10 tight end by ESPN out of high school... named to CIF-Southern Section Inland Division team on defense and named first-team all-league for three straight seasons...also lettered four seasons in basketball... father Michael is in his sixth season as the bullpen coach of the New York Yankees and enjoyed 10-season career as a Major League pitcher...majored in history... participated in numerous community events, including Taste of the NFL, Rams ReciPEs, Play 60 Field Day, and the All-Community Team Ticket program - Harkey's Hustlers.

CORY HARKEY NFL STATISTICS

REGULAR SEASON

| Year | Team | G/S | Receiving | | | | Rushing | | | | | |
|--------------|------|--------------|-----------|------------|------------|------------|----------|----------|----------|------------|----------|----------|
| | | | No | Yds | Avg | Lg | TD | Att | Yds | Avg | Lg | TD |
| 2012 | RAMS | 5/0 | 1 | 21 | 21.0 | 21 | 0 | 0 | 0 | 0.0 | 0 | 0 |
| 2013 | RAMS | 15/10 | 13 | 113 | 8.7 | 31t | 2 | 0 | 0 | 0.0 | 0 | 0 |
| 2014 | RAMS | 16/13 | 8 | 55 | 6.9 | 21 | 1 | 0 | 0 | 0.0 | 0 | 0 |
| 2015 | RAMS | 8/1 | 2 | 8 | 4.0 | 4 | 0 | 0 | 0 | 0.0 | 0 | 0 |
| TOTAL | | 44/24 | 24 | 197 | 8.2 | 31t | 3 | 0 | 0 | 0.0 | 0 | 0 |

ADDITIONAL STATISTICS: Special Teams Tackles: 2012 (3), 2013 (0), 2014 (2), 2015 (4). Connected with punter Johnny Hekker for a two point conversion; 2012 (3). Fumble recovery vs. Seattle (10/19/14).

SINGLE GAME HIGHS

Receptions – 3, twice, last vs. Tampa Bay (12/22/13)
Yards – 29, vs. New Orleans (12/15/13)

CORY HARKEY GAME-BY-GAME STATISTICS

2015 ST. LOUIS RAMS

| Game | W/L | P/S | Receiving | | | | Rushing | | | | | |
|--------------|------------|------------|-----------|----------|------------|----------|----------|----------|----------|------------|----------|----------|
| | | | No | Yds | Avg | Lg | TD | Att | Yds | Avg | Lg | TD |
| SEA 9/13 | W | 1/0 | 0 | 0 | 0.0 | 0 | 0 | 0 | 0 | 0.0 | 0 | 0 |
| @WSH 9/20 | L | 1/0 | 0 | 0 | 0.0 | 0 | 0 | 0 | 0 | 0.0 | 0 | 0 |
| PIT 9/27 | L | 1/0 | 0 | 0 | 0.0 | 0 | 0 | 0 | 0 | 0.0 | 0 | 0 |
| @ARI 10/4 | W | 1/0 | 1 | 4 | 4.0 | 4 | 0 | 0 | 0 | 0.0 | 0 | 0 |
| @GB 10/11 | L | 1/1 | 0 | 0 | 0.0 | 0 | 0 | 0 | 0 | 0.0 | 0 | 0 |
| CLE 10/25 | W | 1/1 | 1 | 4 | 4.0 | 4 | 0 | 0 | 0 | 0.0 | 0 | 0 |
| SF 11/1 | W | 1/0 | 0 | 0 | 0.0 | 0 | 0 | 0 | 0 | 0.0 | 0 | 0 |
| @MIN 11/8 | L | 1/0 | 0 | 0 | 0.0 | 0 | 0 | 0 | 0 | 0.0 | 0 | 0 |
| CHI 11/15 | 0/0 | 0/0 | 0 | 0 | 0.0 | 0 | 0 | 0 | 0 | 0.0 | 0 | 0 |
| @BAL 11/22 | 0/0 | 0/0 | 0 | 0 | 0.0 | 0 | 0 | 0 | 0 | 0.0 | 0 | 0 |
| @CIN 11/29 | 0/0 | 0/0 | 0 | 0 | 0.0 | 0 | 0 | 0 | 0 | 0.0 | 0 | 0 |
| ARI 12/6 | 0/0 | 0/0 | 0 | 0 | 0.0 | 0 | 0 | 0 | 0 | 0.0 | 0 | 0 |
| DET 12/13 | 0/0 | 0/0 | 0 | 0 | 0.0 | 0 | 0 | 0 | 0 | 0.0 | 0 | 0 |
| TB 12/17 | 0/0 | 0/0 | 0 | 0 | 0.0 | 0 | 0 | 0 | 0 | 0.0 | 0 | 0 |
| @SEA 12/27 | 0/0 | 0/0 | 0 | 0 | 0.0 | 0 | 0 | 0 | 0 | 0.0 | 0 | 0 |
| @SF 1/3 | 0/0 | 0/0 | 0 | 0 | 0.0 | 0 | 0 | 0 | 0 | 0.0 | 0 | 0 |
| TOTAL | 4-4 | 8/1 | 2 | 8 | 4.0 | 4 | 0 | 0 | 0 | 0.0 | 0 | 0 |

2014 ST. LOUIS RAMS

| Game | W/L | P/S | Receiving | | | | Rushing | | | | | |
|--------------|-------------|--------------|-----------|-----------|------------|-----------|----------|----------|----------|------------|----------|----------|
| | | | No | Yds | Avg | Lg | TD | Att | Yds | Avg | Lg | TD |
| MIN 9/7 | L | 1/1 | 1 | 4 | 4.0 | 4 | 0 | 0 | 0 | 0.0 | 0 | 0 |
| @TB 9/14 | W | 1/1 | 2 | 8 | 4.0 | 6 | 0 | 0 | 0 | 0.0 | 0 | 0 |
| DAL 9/21 | L | 1/1 | 0 | 0 | 0.0 | 0 | 0 | 0 | 0 | 0.0 | 0 | 0 |
| PHL10/5 | L | 1/1 | 0 | 0 | 0.0 | 0 | 0 | 0 | 0 | 0.0 | 0 | 0 |
| SF 10/13 | L | 1/0 | 0 | 0 | 0.0 | 0 | 0 | 0 | 0 | 0.0 | 0 | 0 |
| SEA 10/19 | W | 1/1 | 1 | 9 | 9.0 | 9 | 0 | 0 | 0 | 0.0 | 0 | 0 |
| @KC 10/26 | L | 1/1 | 0 | 0 | 0.0 | 0 | 0 | 0 | 0 | 0.0 | 0 | 0 |
| @SF 11/2 | W | 1/1 | 0 | 0 | 0.0 | 0 | 0 | 0 | 0 | 0.0 | 0 | 0 |
| @ARI 11/9 | L | 1/0 | 0 | 0 | 0.0 | 0 | 0 | 0 | 0 | 0.0 | 0 | 0 |
| DEN 11/16 | W | 1/1 | 0 | 0 | 0.0 | 0 | 0 | 0 | 0 | 0.0 | 0 | 0 |
| @SD 11/23 | L | 1/0 | 0 | 0 | 0.0 | 0 | 0 | 0 | 0 | 0.0 | 0 | 0 |
| OAK 11/30 | W | 1/1 | 2 | 12 | 6.0 | 9 | 1 | 0 | 0 | 0.0 | 0 | 0 |
| @WAS 12/7 | W | 1/1 | 0 | 0 | 0.0 | 0 | 0 | 0 | 0 | 0.0 | 0 | 0 |
| ARI 12/11 | L | 1/1 | 1 | 21 | 21.0 | 21 | 0 | 0 | 0 | 0.0 | 0 | 0 |
| NYG 12/21 | L | 1/1 | 1 | 1 | 1.0 | 0 | 0 | 0 | 0 | 0.0 | 0 | 0 |
| @SEA 12/28 | L | 1/1 | 0 | 0 | 0.0 | 0 | 0 | 0 | 0 | 0.0 | 0 | 0 |
| TOTAL | 6-10 | 16/13 | 8 | 55 | 6.9 | 21 | 1 | 0 | 0 | 0.0 | 0 | 0 |

2013 ST. LOUIS RAMS

| Game | W/L | P/S | Receiving | | | | Rushing | | | | | |
|--------------|------------|--------------|-----------|------------|------------|------------|----------|----------|----------|------------|----------|----------|
| | | | No | Yds | Avg | Lg | TD | Att | Yds | Avg | Lg | TD |
| ARI 9/8 | W | | | | | | | | | | | |
| @ATL 9/15 | L | 1/0 | 1 | 6 | 6.0 | 6 | 0 | 0 | 0 | 0.0 | 0 | 0 |
| @DAL 9/22 | L | 1/0 | 0 | 0 | 0.0 | 0 | 0 | 0 | 0 | 0.0 | 0 | 0 |
| SF 9/26 | L | 1/0 | 0 | 0 | 0.0 | 0 | 0 | 0 | 0 | 0.0 | 0 | 0 |
| JAC 10/6 | W | 1/1 | 1 | 17 | 17.0 | 17 | 0 | 0 | 0 | 0.0 | 0 | 0 |
| @HOU 10/13 | W | 1/1 | 1 | 2 | 2.0 | 2t | 1 | 0 | 0 | 0.0 | 0 | 0 |
| @CAR 10/20 | L | 1/1 | 2 | 14 | 7.0 | 8 | 0 | 0 | 0 | 0.0 | 0 | 0 |
| SEA 10/28 | L | 1/1 | 0 | 0 | 0.0 | 0 | 0 | 0 | 0 | 0.0 | 0 | 0 |
| TEN 11/3 | L | 1/1 | 0 | 0 | 0.0 | 0 | 0 | 0 | 0 | 0.0 | 0 | 0 |
| @IND 11/10 | W | 1/1 | 1 | 14 | 14.0 | 14 | 0 | 0 | 0 | 0.0 | 0 | 0 |
| CHI 11/24 | W | 1/1 | 0 | 0 | 0.0 | 0 | 0 | 0 | 0 | 0.0 | 0 | 0 |
| @SF 12/1 | L | 1/1 | 0 | 0 | 0.0 | 0 | 0 | 0 | 0 | 0.0 | 0 | 0 |
| @ARI 12/8 | L | 1/1 | 1 | 9 | 9.0 | 9 | 0 | 0 | 0 | 0.0 | 0 | 0 |
| NO 12/15 | W | 1/1 | 3 | 29 | 9.7 | 31t | 1 | 0 | 0 | 0.0 | 0 | 0 |
| TB 12/22 | W | 1/0 | 3 | 22 | 7.3 | 10 | 0 | 0 | 0 | 0.0 | 0 | 0 |
| @SEA 12/29 | L | 1/0 | 0 | 0 | 0.0 | 0 | 0 | 0 | 0 | 0.0 | 0 | 0 |
| TOTAL | 7-9 | 15/10 | 13 | 113 | 8.7 | 31t | 2 | 0 | 0 | 0.0 | 0 | 0 |



79 | ROB HAVENSTEIN

| | |
|-------------|----------------|
| Position: | Tackle |
| Ht./Wt.: | 6-7/321 |
| Birth Date: | 5/13/92 |
| College: | Wisconsin |
| Hometown: | Mt. Airy, Md. |
| Experience: | Rookie |
| Acquired: | D2-2015 (57th) |

Career GP/GS (Playoffs): 7/7 (0/0)



TRANSACTIONS: Selected by St. Louis in the second round (57th overall) of the 2015 NFL Draft (5/1/15).

2015 SEASON: **Week 9 at Minnesota (11/8):** Declared inactive...**Week 8 vs. San Francisco (11/1):** Started at tackle...part of an offensive line that did not allow a sack on QB Nick Foles...**Week 7 vs. Cleveland (10/25):** Started at right tackle...helped block for RB Todd Gurley to rush for 120-plus yards for the third consecutive week...**Week 5 at Green Bay (10/11):** Started at right tackle...**Week 4 at Arizona (10/4):** Started at right tackle...helped block for QB Nick Foles to throw three touchdowns...**Week 3 vs. Pittsburgh (9/27):** Started at right tackle...**Week 2 at Washington (9/20):** Started at right tackle...**Week 1 vs. Seattle (9/13):** Started at right tackle in his NFL debut...helped block for the offense to produce 297 receiving yards.

COLLEGE: Played four years at Wisconsin...earned First-team All-America (AFCA), second-team All-America (FWAA, Sporting News, USA Today), first team All-Big Ten (consensus), and Big Ten Sportsmanship Award following 2014 senior season...matched school record with 54 career games played...started 42 games in his career, including 41 straight at right tackle over his final three seasons...anchored an offensive line that led the way for two of the three best single season rushing performances in school history at 283.8 yards per game in 2013 and a school-record 320.1 yards per game in 2014...Badgers also set a school record for total offense at 480.8 yards per game in 2013...blocked for three 1,000-yard rushers in Montee Ball, Melvin Gordon and James White, three of the top five rushers in school history...Badgers went 39-16 in his career, matching the second-highest win total by a UW senior class...earned Second-team All-Big Ten (coaches), All-Big Ten honorable mention (media) in 2013...redshirted in 2010.

PERSONAL: Ranked by ESPN/Scouts Inc. as the No. 33 offensive tackle in the country, by Scout as No. 42 and by Rivals as No. 43...top offensive tackle in Maryland (ESPN/Scouts Inc.) and ranked as 17th-best player in Maryland by Rivals...as a senior, named first-team all-state and all-area...served as team captain as a senior ... as a junior, named first-team all-state, all-metro and all-area...as a sophomore, named second-team all area...won letters in football and basketball...named to honor roll all four years and was member of National Honor Society as a senior.

HAVENSTEIN'S Games Played Stats: RAMS 2015 (7/7).



95 | WILLIAM HAYES

| | |
|-------------|---------------------|
| Position: | Defensive End |
| Ht./Wt.: | 6-3/278 |
| Birth Date: | 5/2/85 |
| College: | Winston-Salem State |
| Hometown: | High point, N.C. |
| Experience: | 8th year (4th Rams) |
| Acquired: | UFA(TEN)-2012 |

Career GP/GS (Playoffs): 102/24 (1/0)



TRANSACTIONS: Re-signed with the Rams as an unrestricted free agent (3/12/13)...signed with the Rams (4/12/12)...selected by the Titans in the fourth round (103rd overall) of the 2008 NFL Draft.

PRO: Eight-year veteran has played in 102 career games with 24 starts...collected 330 career tackles (186 solo)...notched 25.0 total sacks, including a personal-best seven sacks in the 2012 season.

2015 SEASON: Week 9 at Minnesota (11/8): Started at defensive end...registered four tackles (three solo)...also had three quarterback pressures and one hit on the quarterback...**Week 8 vs. San Francisco (11/1):** Started at defensive end...registered four tackles (two solo)...also had four quarterback pressures...**Week 7 vs. Cleveland (10/25):** Started at defensive end...notched 2.0 sacks, two forced fumbles and three tackles (one solo)...marked his fourth multi-sack game of his career...**Week 5 at Green Bay (10/11):** Saw action on defense...saw extended action on defense for an injured Chris Long...recorded five tackles (four solo)...**Week 4 at Arizona (10/4):** Saw action on defense...registered two tackles (one solo) and four quarterback pressures...**Week 3 vs. Pittsburgh (9/27):** Saw action on defense...made one assisted tackle...**Week 2 at Washington (9/20):** Saw action on defense...notched five tackles (three solo)...**Week 1 vs. Seattle (9/13):** Saw action on defense...notched seven tackles (five solo).

2014 SEASON: Saw action in 16 games with nine starts...lead all Rams defensive linemen with 75 tackles...topped off the year with 32 quarterback pressures to lead the defense...recorded 4.0 sacks for 32 yards on the year...**at Tampa Bay (9/14):** Started at left defensive end... notched eight tackles (three solo)...**vs. Dallas (9/21):** Started at left defensive end...recorded a season-high nine tackles (three solo)...**vs. Seattle (10/19):** Started at left defensive end...tallied six tackles (one solo)...recorded two quarterback pressures and one quarterback hurry...**at Kansas City (10/26):** Started at left defensive end...had his first fumble recovery of the season and sixth career...recorded eight tackles (five solo)...had three quarterback pressures...**at San Francisco (11/2):** Started at left defensive end...snagged 2.0 sacks in a single game for the second time in his career...also had three tackles and three quarterback hurries...**at San Diego (11/23):** Saw action at left defensive end...collected four tackles (one solo)...notched 1.0 sack...registered six quarterback pressures and had one pass defended...**vs. Oakland (11/30/14):** Saw action at left defensive end...collected five solo tackles...registered one sack for 8.0 yards, his third of the season...also had his first forced fumble of the year...**at Washington (12/7/14):** Saw action at left defensive end...collected five tackles (three solo)...registered 1.0 sack for 12.0 yards, his fourth of the season...**vs. Arizona (12/11/14):** Saw action at left defensive end...garnered six tackles (four solo).

2013 SEASON: Played in 14 games...notched 36 tackles (21 solo), five sacks, one interception, one pass defended, one fumble recovery and three fumble recoveries...**vs. Arizona (9/8):** Saw action on defense and special teams...recorded his first sack of the season on Arizona QB Carson Palmer...added three solo tackles, including two for loss...**at Carolina (10/20):** Saw action on defense...recorded five tackles (one solo)...**vs. Seattle (10/28):** Saw action on defense...tallied his second sack of the season, 18.0 career, on Seattle QB Russell Wilson...added one solo tackle...**vs. Tennessee (11/3):** Saw action on defense...recorded a sack on Titans QB Jake Locker...marked his second consecutive game with a sack, third of the season and 19th career...also had one solo tackle...**at Indianapolis (11/10):** Saw action on defense...intercepted Colts' QB Matt Hasselbeck...marks his first career interception...added two tackles (one solo) and one hit on the quarterback...**at San Francisco (12/1):** Saw action on defense...sacked 49ers QB Colin Kaepernick for a loss of one yard...marked his fourth sack of the season...also recorded five tackles (two solo)...**at Arizona (12/8):** Saw action on defense...tallied four solo tackles, including one for loss...also had one pass batted down, one pressure and one hit on the quarterback...**vs. New Orleans (12/15):** Saw action on defense...sacked Saints' QB Drew Brees for a six-yard loss...also notched three pressures and hits on Brees...added three tackles, including one for loss...**vs. Tampa Bay (12/22):** Saw action on defense...recovered two fumbles caused by LB Alec Ogletree...also had one tackle for loss.

2012 SEASON: Third among Rams with 7.0 sacks, a new career high...posted 13 quarterback pressures and five quarterback hits on the season...second among Rams with nine tackles for loss...**vs. Washington (9/16):** Played on defense...registered three tackles (two solo)...**at Chicago (9/23):** Played on defense...notched four solo tackles...**vs. Arizona (10/4):** Recovered a fumble from Arizona QB Kevin Kolb caused by Robert Quinn's sack on the Cardinals' final drive of the game to secure the win...made one assisted tackle in addition to two quarterback pressures and one hit on the quarterback...**at Miami (10/14):** Tallied one solo tackle...**vs. Green Bay (10/21):** Sacked Packers' QB Aaron Rodgers for a two yard loss, his first sack as a Ram...also made one solo tackle...**vs. New England (10/28):** Saw action on defense...recorded three tackles (one solo), including one for loss...**at San Francisco (11/11):** Saw action on defense...tallied four tackles (one solo)...**vs. New York Jets (11/18):** Saw action on defense...notched a season-high five tackles (four solo), including two for loss...**at Arizona (11/25):** Sacked Arizona QB Ryan Lindley for a 10-yard loss to give him 2.5 this season, 10.5 career...also made four tackles (one solo) and had one quarterback pressure...**vs. San Francisco (12/2):** Saw action on defense and special teams...split a sack with LB Jo-Lonn Dunbar on 49ers QB Colin Kaepernick for a loss of seven yards...tallied a solo sack on Kaepernick, marking his second multi-sack game of his career...

previously, had 1.5 sacks as a member of the Tennessee Titans versus San Francisco (11/18/09)...he now has 3.5 sacks this season, 12.5 career...added one tackle for loss and one quarterback pressure...**at Buffalo (12/9)**: Saw action on defense and special teams...registered two quarterback hits...**at Tampa Bay (12/23)**: Saw action on defense...registered two sacks on Bucs QB Josh Freeman, establishing a new single game high...he now has 5.5 sacks this season, also a new career-high...made two assisted tackles...added one pass defended and two quarterback pressures...**at Seattle (12/30)**: Saw action on defense and special teams...recorded his seventh sack on the year for a loss of five yards, establishing a new season-high...made four tackles (two solo)...added two quarterback pressures.

2011 SEASON: Played in 10 games with one start at defensive end...totaled 29 tackles, 1.5 sacks, six quarterback pressures and four tackles for loss...**At Jacksonville (9/11)**: started at defensive end and posted three tackles, including a sack...**at Carolina (11/13)**: Played as a reserve at defensive end and tallied four tackles, a half sack and a team-best three quarterback pressures...combined with Sen'Derrick Marks to drop Cam Newton for a seven-yard sack.

2010 SEASON: Appeared in 14 games as a reserve defensive end...collected 49 tackles and 1.5 sacks...Tied for second on the team with 18 quarterback pressures...inactive for the first two games of the season because of a knee injury...**vs. Philadelphia (10/24)**: Tallied five tackles and two quarterback pressures...applied pressure on Kevin Kolb and forced a throw that was intercepted by Michael Griffin in the second quarter...**vs. Washington (11/21)**: Recorded five tackles, including two tackles for loss and two quarterback pressures...dropped Keiland Williams for a three-yard loss on a rush up the middle...**at Houston (11/28)**: Posted four tackles, including a sack, two quarterback pressures and a forced fumble. Collected his first sack of the season by strip-sacking Matt Schaub for a 14-yard loss on the last play of the first half.

2009 SEASON: Saw action in all 16 games with 11 starts...posted 82 tackles and two forced fumbles...tied for third on the team with four sacks and finished second on the squad with 23 quarterback pressures...made his first career NFL start against Indianapolis (10/11/09)...led or tied for the team lead in sacks three times in 2009 and led or tied for the team lead in quarterback pressures six times...**at Pittsburgh (9/10)**: Posted six tackles, including a half sack and a quarterback pressure...teamed with Jacob Ford to sack Ben Roethlisberger for an eight-yard loss late in the second quarter...**at Jacksonville (10/4)**: Posted seven tackles, a sack and a quarterback pressure...came off the edge and sacked David Garrard for an 11-yard loss...**at San Francisco (11/8)**: Recorded eight tackles, 1.5 sacks, three quarterback pressures and a forced fumble...teamed with Jovan Haye to drop Alex Smith for a seven-yard sack...sacked Smith for a 21-yard loss while forcing a fumble that was recovered by the 49ers...**vs. Buffalo (11/15)**: Collected six tackles, a sack, a quarterback pressure and a forced fumble in the Titans' 41-17 win...forced a Marshawn Lynch fumble that was recovered by the Bills...ended a Bills' drive by sacking Trent Edwards for a two-yard loss on a third-and-nine...**vs. St. Louis (12/13)**: collected a career-best nine tackles, including two stops for losses, and a quarterback pressure.

COLLEGE: Started 11 games at Winston-Salem State at defensive end his senior year...ranked second on the team with 78 tackles...named a co-captain for the defense and recorded a team-best 19 tackles for loss, setting his opponents back 104 yards...tallied a team-high 8.5 sacks and forced a team-best seven fumbles, while hurrying opposing quarterbacks 12 times and breaking up three passes...became the school's second All-American since the Rams moved to the Football Championship Subdivision from the Division II level in 2006...also set a school record while leading the FCS ranks with two touchdowns on four fumble recoveries...as a junior, became one of the team's top defensive players, seeing action in all 11 games with nine starts at defensive end...finished the season ranked fourth on the team with 57 tackles (25 solo)...led the team with 6.5 sacks and notched 13 tackles for a loss, an interception, four passes defended, two quarterback hurries and two fumble recoveries...majored in sports management.

PERSONAL: Attended High Point Andrews High School where he was a member of the Raiders' Mid State 2A Conference Championship team in 2003...played defensive end, linebacker and tight end during his high school career...returned home to High Point, N.C. the past couple offseasons and visited with the local elementary and high schools to speak with students about the importance of education and goal-setting...enjoys both fresh water and salt water fishing and is active in Christian Methodist Episcopal Church...born William Quintin Hayes, the son of Robert and Vivian Hayes, on May 2, 1985 in High Point, N.C... participated in numerous community events, including Taste of the NFL, Hayes for the Holidays, Big Plays Little Wishes to benefit Big Brothers Big Sisters, Urban League Turkey Distribution and the All-Community Team Ticket program - Brah Brah Bojangles.

WILLIAM HAYES NFL STATISTICS

REGULAR SEASON

| Year | Team | G/S | Tackles | | | | | Interceptions | | | | | Fumbles | | |
|--------------|-----------|---------------|------------|------------|------------|-------------|--------------|---------------|----------|----------|----------|----------|----------|----------|-----------|
| | | | Total | Solo | Asst | Sk | Yds | Int | Yds | Lg | TD | PD | FF | FR | Yds |
| 2008 | Tennessee | 8/0 | 21 | 13 | 8 | 1.0 | 1.0 | 0 | 0 | 0 | 0 | 1 | 1 | 1 | 4 |
| 2009 | Tennessee | 16/11 | 82 | 51 | 31 | 4.0 | 42.0 | 0 | 0 | 0 | 0 | 0 | 2 | 0 | 0 |
| 2010 | Tennessee | 14/0 | 49 | 27 | 22 | 2.0 | 18.0 | 0 | 0 | 0 | 0 | 0 | 1 | 0 | 0 |
| 2011 | Tennessee | 10/1 | 29 | 14 | 15 | 2.0 | 9.0 | 0 | 0 | 0 | 0 | 0 | 0 | 0 | 0 |
| 2012 | RAMS | 16/0 | 38 | 23 | 15 | 7.0 | 28.5 | 0 | 0 | 0 | 0 | 1 | 0 | 1 | 0 |
| 2013 | RAMS | 14/0 | 36 | 21 | 15 | 5.0 | 24.0 | 1 | 5 | 5 | 0 | 1 | 1 | 3 | 0 |
| 2014 | RAMS | 16/9 | 75 | 37 | 38 | 4.0 | 32.0 | 0 | 0 | 0 | 0 | 1 | 1 | 1 | 6 |
| 2015 | RAMS | 8/3 | 31 | 19 | 12 | 2.0 | 7.0 | 0 | 0 | 0 | 0 | 0 | 2 | 0 | 0 |
| Total | | 102/24 | 361 | 205 | 156 | 27.0 | 177.5 | 1 | 5 | 5 | 0 | 3 | 8 | 6 | 10 |

POSTSEASON SEASON

| Year | Team | G/S | Tackles | | | | | Interceptions | | | | | Fumbles | | | |
|--------------|-----------|------------|----------|----------|----------|----------|----------|---------------|----------|----------|----------|----------|----------|----------|----------|----------|
| | | | Total | Solo | Asst | Sk | Yds | Int | Yds | Lg | TD | PD | FF | FR | Yds | |
| 2008 | Tennessee | 1/0 | 0 | 0 | 0 | 0 | 0 | 0 | 0 | 0 | 0 | 0 | 0 | 0 | 0 | 0 |
| Total | | 1/0 | 0 | 0 | 0 | 0 | 0 | 0 | 0 | 0 | 0 | 0 | 0 | 0 | 0 | 0 |

SINGLE GAME HIGHS

Total Tackles – 9, twice, last vs. Dallas (9/21/14)
 Solo Tackles – 7, vs. St. Louis (12/13/09)
 Sacks - 2.0, many times, last vs. Cleveland (10/25/15)
 Forced Fumbles - 1, three times, last vs. Oakland (12/30/14)
 Fumble Recoverys- 2, vs. Tampa Bay (12/22/13)

WILLIAM HAYES GAME-BY-GAME STATISTICS

2015 ST. LOUIS RAMS

| Game | W/L | P/S | T | S | A | Sk | Yds | Int | Yds | Lg | TD | PD | FF | FR | Yds |
|--------------|------------|------------|-----------|-----------|-----------|------------|------------|----------|----------|----------|----------|----------|----------|----------|----------|
| SEA 9/13 | W | 1/0 | 7 | 5 | 2 | 0 | 0.0 | 0 | 0 | 0 | 0 | 0 | 0 | 0 | 0 |
| @WAS 9/20 | L | 1/0 | 5 | 3 | 2 | 0 | 0.0 | 0 | 0 | 0 | 0 | 0 | 0 | 0 | 0 |
| PIT 9/27 | L | 1/0 | 1 | 0 | 1 | 0 | 0.0 | 0 | 0 | 0 | 0 | 0 | 0 | 0 | 0 |
| @ARI 10/4 | W | 1/0 | 2 | 1 | 1 | 0 | 0.0 | 0 | 0 | 0 | 0 | 0 | 0 | 0 | 0 |
| @GB 10/11 | L | 1/0 | 5 | 4 | 1 | 0 | 0.0 | 0 | 0 | 0 | 0 | 0 | 0 | 0 | 0 |
| CLE 10/25 | W | 1/1 | 3 | 1 | 2 | 2.0 | 7.0 | 0 | 0 | 0 | 0 | 2 | 0 | 0 | 0 |
| SF 11/1 | W | 1/1 | 4 | 2 | 2 | 0 | 0.0 | 0 | 0 | 0 | 0 | 0 | 0 | 0 | 0 |
| @ MIN 11/8 | L | 1/1 | 4 | 3 | 1 | 0 | 0.0 | 0 | 0 | 0 | 0 | 0 | 0 | 0 | 0 |
| CHI 11/15 | 0/0 | 0/0 | 0 | 0 | 0 | 0 | 0.0 | 0 | 0 | 0 | 0 | 0 | 0 | 0 | 0 |
| @BAL 11/22 | 0/0 | 0/0 | 0 | 0 | 0 | 0 | 0.0 | 0 | 0 | 0 | 0 | 0 | 0 | 0 | 0 |
| @CIN 11/29 | 0/0 | 0/0 | 0 | 0 | 0 | 0 | 0.0 | 0 | 0 | 0 | 0 | 0 | 0 | 0 | 0 |
| ARI 12/6 | 0/0 | 0/0 | 0 | 0 | 0 | 0 | 0.0 | 0 | 0 | 0 | 0 | 0 | 0 | 0 | 0 |
| DET 12/13 | 0/0 | 0/0 | 0 | 0 | 0 | 0 | 0.0 | 0 | 0 | 0 | 0 | 0 | 0 | 0 | 0 |
| TB 12/17 | 0/0 | 0/0 | 0 | 0 | 0 | 0 | 0.0 | 0 | 0 | 0 | 0 | 0 | 0 | 0 | 0 |
| @SEA 12/27 | 0/0 | 0/0 | 0 | 0 | 0 | 0 | 0.0 | 0 | 0 | 0 | 0 | 0 | 0 | 0 | 0 |
| @SF 1/3 | 0/0 | 0/0 | 0 | 0 | 0 | 0 | 0.0 | 0 | 0 | 0 | 0 | 0 | 0 | 0 | 0 |
| Total | 4-4 | 8/3 | 31 | 19 | 12 | 2.0 | 7.0 | 0 | 0 | 0 | 0 | 2 | 0 | 0 | 0 |

2014 ST. LOUIS RAMS

| Game | W/L | P/S | T | S | A | Sk | Yds | Int | Yds | Lg | TD | PD | FF | FR | Yds |
|--------------|-------------|--------------|-----------|-----------|-----------|------------|-------------|----------|----------|----------|----------|----------|----------|----------|----------|
| MIN 9/7 | L | 1/0 | 3 | 1 | 2 | 0.0 | 0 | 0 | 0 | 0 | 0 | 0 | 0 | 0 | 0 |
| @TB 9/14 | W | 1/1 | 8 | 3 | 5 | 0.0 | 0 | 0 | 0 | 0 | 0 | 0 | 0 | 0 | 0 |
| DAL 9/21 | L | 1/1 | 9 | 3 | 6 | 0.0 | 0 | 0 | 0 | 0 | 0 | 0 | 0 | 0 | 0 |
| PHI 10/5 | L | 1/1 | 4 | 2 | 2 | 0.0 | 0 | 0 | 0 | 0 | 0 | 0 | 0 | 0 | 0 |
| SF 10/13 | L | 1/1 | 5 | 3 | 2 | 0.0 | 0 | 0 | 0 | 0 | 0 | 0 | 0 | 0 | 0 |
| SEA 10/19 | W | 1/1 | 6 | 1 | 5 | 0.0 | 0 | 0 | 0 | 0 | 0 | 0 | 0 | 0 | 0 |
| @KC 10/26 | L | 1/1 | 8 | 5 | 3 | 0.0 | 0 | 0 | 0 | 0 | 0 | 0 | 0 | 0 | 1 |
| @SF 11/2 | W | 1/1 | 3 | 0 | 3 | 2.0 | 12.0 | 0 | 0 | 0 | 0 | 0 | 0 | 0 | 0 |
| @ARI 11/9 | L | 1/1 | 3 | 3 | 0 | 0.0 | 0 | 0 | 0 | 0 | 0 | 0 | 0 | 0 | 0 |
| DEN 11/16 | W | 1/1 | 2 | 1 | 1 | 0.0 | 0 | 0 | 0 | 0 | 0 | 0 | 0 | 0 | 0 |
| @SD 11/23 | L | 1/1 | 4 | 1 | 3 | 0.0 | 0 | 0 | 0 | 0 | 0 | 0 | 1 | 0 | 0 |
| OAK 11/30 | W | 1/0 | 5 | 5 | 0 | 1.0 | 8.0 | 0 | 0 | 0 | 0 | 0 | 0 | 1 | 0 |
| @WAS 12/7 | W | 1/0 | 5 | 3 | 2 | 1.0 | 12.0 | 0 | 0 | 0 | 0 | 0 | 0 | 0 | 0 |
| ARI 12/11 | L | 1/0 | 6 | 4 | 2 | 0.0 | 0 | 0 | 0 | 0 | 0 | 0 | 0 | 0 | 0 |
| NYG 12/21 | L | 1/0 | 1 | 0 | 1 | 0.0 | 0 | 0 | 0 | 0 | 0 | 0 | 0 | 0 | 0 |
| @SEA 12/28 | L | 1/0 | 3 | 2 | 1 | 0.0 | 0 | 0 | 0 | 0 | 0 | 0 | 0 | 0 | 0 |
| TOTAL | 6-10 | 15/10 | 75 | 37 | 38 | 4.0 | 32.0 | 0 | 0 | 0 | 0 | 1 | 1 | 1 | 6 |

2013 ST. LOUIS RAMS

| Game | W/L | P/S | T | S | A | Sk | Yds | Int | Yds | Lg | TD | PD | FF | FR | Yds |
|--------------|------------|-------------|-----------|-----------|-----------|------------|-------------|----------|----------|----------|----------|----------|----------|----------|----------|
| ARI 9/8 | W | 1/0 | 3 | 2 | 1 | 1.0 | 6.0 | 0 | 0 | 0 | 0 | 0 | 0 | 0 | 0 |
| @ATL 9/15 | L | 1/0 | 1 | 0 | 1 | 0.0 | 0 | 0 | 0 | 0 | 1 | 0 | 0 | 0 | 0 |
| @DAL 9/22 | L | 1/0 | 0 | 0 | 0 | 0.0 | 0 | 0 | 0 | 0 | 0 | 0 | 0 | 0 | 0 |
| SF 9/26 | L | | | | | | | | | | | | | | |
| JAC 10/6 | W | | | | | | | | | | | | | | |
| @HOU 10/13 | W | 1/0 | 4 | 2 | 2 | 0.0 | 0 | 0 | 0 | 0 | 0 | 0 | 0 | 0 | 0 |
| @CAR 10/20 | L | 1/0 | 5 | 1 | 4 | 0.0 | 0 | 0 | 0 | 0 | 0 | 0 | 0 | 0 | 0 |
| SEA 10/28 | L | 1/0 | 1 | 1 | 0 | 1.0 | 7.0 | 0 | 0 | 0 | 0 | 0 | 0 | 0 | 0 |
| TEN 11/3 | L | 1/0 | 1 | 1 | 0 | 1.0 | 4.0 | 0 | 0 | 0 | 0 | 0 | 0 | 0 | 0 |
| @IND 11/10 | W | 1/0 | 2 | 1 | 1 | 0.0 | 0 | 1 | 5 | 5 | 0 | 0 | 0 | 0 | 0 |
| CHI 11/24 | W | 1/0 | 4 | 3 | 1 | 0.0 | 0 | 0 | 0 | 0 | 0 | 0 | 0 | 1 | 0 |
| @SF 12/1 | L | 1/0 | 5 | 2 | 3 | 1.0 | 1.0 | 0 | 0 | 0 | 0 | 0 | 0 | 0 | 0 |
| @ARI 12/8 | L | 1/0 | 4 | 4 | 0 | 0.0 | 0 | 0 | 0 | 0 | 0 | 0 | 0 | 0 | 0 |
| NO 12/15 | W | 1/0 | 3 | 1 | 2 | 1.0 | 6.0 | 0 | 0 | 0 | 0 | 0 | 1 | 0 | 0 |
| TB 12/22 | W | 1/0 | 1 | 1 | 0 | 0.0 | 0 | 0 | 0 | 0 | 0 | 0 | 0 | 2 | 0 |
| @SEA 12/29 | L | 1/0 | 2 | 2 | 0 | 0.0 | 0 | 0 | 0 | 0 | 0 | 0 | 0 | 0 | 0 |
| TOTAL | 7-9 | 14/0 | 36 | 21 | 15 | 5.0 | 24.0 | 1 | 5 | 5 | 0 | 1 | 1 | 3 | 0 |

2012 ST. LOUIS RAMS

| Game | W/L | P/S | T | S | A | Sk | Yds | Int | Yds | Lg | TD | PD | FF | FR | Yds |
|--------------|--------------|-------------|-----------|-----------|-----------|------------|-------------|----------|----------|----------|----------|----------|----------|----------|----------|
| @DET 9/9 | L | 1/0 | 0 | 0 | 0 | 0.0 | 0 | 0 | 0 | 0 | 0 | 0 | 0 | 0 | 0 |
| WAS 9/16 | W | 1/0 | 3 | 2 | 1 | 0.0 | 0 | 0 | 0 | 0 | 0 | 0 | 0 | 0 | 0 |
| @CHI 9/23 | L | 1/0 | 4 | 4 | 0 | 0.0 | 0 | 0 | 0 | 0 | 0 | 0 | 0 | 0 | 0 |
| SEA 9/30 | W | 1/0 | 0 | 0 | 0 | 0.0 | 0 | 0 | 0 | 0 | 0 | 0 | 0 | 0 | 0 |
| ARI 10/4 | W | 1/0 | 1 | 0 | 1 | 0.5 | 3 | 0 | 0 | 0 | 0 | 0 | 0 | 1 | 0 |
| @MIA 10/14 | L | 1/0 | 1 | 1 | 0 | 0.0 | 0 | 0 | 0 | 0 | 0 | 0 | 0 | 0 | 0 |
| GB 10/21 | L | 1/0 | 1 | 1 | 0 | 1.0 | 2 | 0 | 0 | 0 | 0 | 0 | 0 | 0 | 0 |
| NE 10/28 | L | 1/0 | 3 | 1 | 2 | 0.0 | 0 | 0 | 0 | 0 | 0 | 0 | 0 | 0 | 0 |
| @SF 11/11 | T | 1/0 | 4 | 1 | 3 | 0.0 | 0 | 0 | 0 | 0 | 0 | 0 | 0 | 0 | 0 |
| NYJ 11/18 | L | 1/0 | 5 | 4 | 1 | 0.0 | 0 | 0 | 0 | 0 | 0 | 0 | 0 | 0 | 0 |
| @ARI 11/25 | W | 1/0 | 4 | 1 | 3 | 1.0 | 10 | 0 | 0 | 0 | 0 | 0 | 0 | 0 | 0 |
| SF 12/2 | W | 1/0 | 1 | 1 | 0 | 1.5 | 4.5 | 0 | 0 | 0 | 0 | 0 | 0 | 0 | 0 |
| @BUF 12/9 | W | 1/0 | 0 | 0 | 0 | 0.0 | 0 | 0 | 0 | 0 | 0 | 0 | 0 | 0 | 0 |
| MIN 12/16 | L | 1/0 | 5 | 5 | 0 | 0.0 | 0 | 0 | 0 | 0 | 0 | 0 | 0 | 0 | 0 |
| @TB 12/23 | W | 1/0 | 2 | 0 | 2 | 2.0 | 4 | 0 | 0 | 0 | 0 | 0 | 1 | 0 | 0 |
| @SEA 12/30 | L | 1/0 | 4 | 2 | 2 | 1.0 | 5 | 0 | 0 | 0 | 0 | 0 | 0 | 0 | 0 |
| TOTAL | 7-8-1 | 16/0 | 38 | 23 | 15 | 7.0 | 28.5 | 0 | 0 | 0 | 0 | 0 | 1 | 0 | 1 |



6 | JOHNNY HEKKER

| | |
|-------------|---------------------|
| Position: | Punter |
| Ht./Wt.: | 6-5/236 |
| Birth Date: | 2/8/90 |
| College: | Oregon State |
| Hometown: | Bothell, Wash. |
| Experience: | 4th year (4th Rams) |
| Acquired: | FA-2012 |

Career GP/GS (Playoffs): 56/0 (0/0)



TRANSACTIONS: Re-signed with the Rams (12/5/14)...signed with the Rams as an undrafted rookie free agent (4/30/12).

PRO: Fourth-year pro earned All-Pro honors for the second consecutive year...finished second in the league with 33 punts downed inside the 20...converted a two-point conversion and completed two passes on fake punts...making him 5-of-6 in his three NFL seasons...earned his first Pro Bowl appearance for his 2013 performance...became the first Rams punter since 1985 (Dale Hatcher) to be named to the Pro Bowl, also earned First-Team All-Pro honors...recorded the highest single-season net average (44.2) in NFL history.



2015 SEASON: Week 9 at Minnesota (11/8): Punted eight times for 372 yards for a 46.5-yard average and 41.5-yard net...registered a long of 63 yards and placed two punts inside the 20-yard line...**Week 8 vs. San Francisco (11/1):** Tallied a long punt of 60 yards, his longest of the season...finished with eight punts for 436 yards, a 54.5-yard average and 49.8-yard net, and placed three punts inside the 20-yard line...**Week 7 vs. Cleveland (10/25):** Punted five times for 244 yards for a 48.0-yard average and 48.0-yard net...place three punts inside the 20-yard line and had a long of 56 yards...**Week 5 at Green Bay (10/11):** Completed a 20-yard pass to S Cody Davis on a fake punt conversion...marked his second-longest pass completion of his career...punted four times for 181 yards...placed one punt inside the 20-yard line and had a long of 51 yards...**Week 4 at Arizona (10/4):** Punted seven times for 348 yards, a 49.7-yard average and 45.1-yard net...had a long punt of 57 yards...**Week 3 vs. Pittsburgh (9/27):** Punted four times for 170 yards, a 42.5-yard average and 42.5-yard net...placed two punts inside the 20-yard line and had a long of 50 yards...**Week 2 at Washington (9/20):** Punted eight times for 381 yards, a 47.6-yard average and 46.1-yard net...tallied a long of 53 yards and placed four punts inside the 20-yard line...**Week 1 vs. Seattle (9/13):** Punted three times for 142 yards, including a long of 55 yards.

Hekker earned NFC Special Teams Player of the Month - October 2015

- Averaged 48.3 yards per punt with a net avg. of 44.3 yards
- Eight of his 16 punts during the month traveled at least 50 yards
- Placed six punts inside the 20-yard line, including four punts that were downed at the 10-yard line or closer
- Joins Sean Landeta as the only Rams punters to win Special Teams Player of the Month.

2014 SEASON: Finished the season with a 46.5-yard gross average for eighth in the league and registered the fourth best single-season total in Rams history...**vs. Seattle (10/19):** Connected with RB Benny Cunningham on an 18-yard pass in punt formation to convert a fourth-and-3 on the St. Louis 18-yard line with 2:55 left to play...marked his fifth career pass, first of the season...punted three times for 153 yards, a 44.7-yard average...**at Kansas City (10/26):** Punted six times for 324 yards, a 54.0-yard average...tallied a long of 60 yards... **at Arizona (11/9):** Punted seven times for 305 yards, a 43.6-yard average...**at San Diego (11/23):** Connected with WR Stedman Bailey on an 19-yard pass in punt formation to convert a fourth-and-4...marked his sixth career pass, second of the season...punted four times for 178 yards, a 44.5-yard average...tallied a long of 57 yards...**vs. Oakland (11/30/14):** Punted six times for 275 yards, a 45.8-yard average...tallied a long of 60 yards...**at Washington (12/7/14):** Connected with TE Cory Harkey for a two-point conversion... punted four times for 174 yards, a 43.5-yard average...tallied a long of 61 yards...

2013 SEASON: Earned Pro Bowl and First-Team All-Pro honors after recording the highest single-season net average (44.2) in NFL history...finished with a 46.3-yard gross average for 10th in the league and was the fourth best single-season total in Rams history...opponents averaged just 2.6 yards per return, the best total in the NFL in 2013...also added two special teams tackles...**vs. Arizona (9/8):** Punted three times for 147 yards...placed one inside the 20-yard line and had one touchback...only one punt was returned and it went for a 1-yard gain...**vs. San Francisco (9/26):** Notched a career-high 11 punts for 490 yards...averaged 44.5 yards per punt and registered a long of 60 yards...placed six punts inside the 20-yard line and one touchback...**vs. Jacksonville (10/6):** Punted seven times for 286 yards, a 40.9-yard average and 40.1-yard net...placed two punts inside the 20-yard line and tallied a long of 56 yards...**at Houston (10/13):** Punted three times for 135 yards...placed one punt inside the 20-yard line...**at Carolina (10/20):** Punted four times for 159 yards...**vs. Tennessee (11/3):** Punted five times for 242 yards for a 48.4-yard average and 46.8-yard net average...he placed one punt inside the 20-yard line and had a long of 57 yards...**at Indianapolis (11/10):** Punted five times for 242 yards, including a long of 61 yards...averaged 48.4 yards per punt, a 43.4 net average...**vs. Chicago (11/24):** Punted two times for 97 yards...his 43.7 net average leads the NFL...**at San Francisco (12/1):** Punted five times for 244 yards, including a long of 54 yards...registered an average of 48.8 yards, a 47.8 yard net...continues to lead the NFL in net average (44.0)...**at Arizona (12/8):** Punted five times for 257 yards, a 51.4 yard average and 42.8-yard net average...tallied two touchbacks and a long of 64 yards...**vs. New Orleans (12/15):** Punted four times for 167 yards, a 41.8-yard average and 41.8-yard net average...registered a long of 52 yards and placed two punts inside the 20-yard line...continues

to lead the NFL in net punting average (43.8)...added one special teams tackle...**vs. Tampa Bay (12/22):** Punted two times for 88 yards for a 44-yard average and 44-yard net average...**at Seattle (12/29):** Punted seven times for 337 yards, a 48.1 average and 48.4 yard net average.

2012 SEASON: Finished his first NFL campaign with a 45.8-yard gross average and a net average of 39.9 yards per attempt... both of those numbers are the fourth best for a season in Rams history...**at Detroit (9/9):** Punted five times for 241 yards, a 48.2-yard average and 37.6-yard net...placed one punt inside the 20-yard line and recorded a long of 57 yards...**vs. Washington (9/16):** Punted three times for 163 yards, a 54.3-yard average and 48.7-yard net, placed one inside the 20-yard line and had a long of 66 yards...**at Chicago (9/23):** Punted six times for 279 yards, a 46.5-yard average and a long of 56 yards...ranked third in the NFC in punting average with a 48.8 average in three games...**vs. Seattle (9/30):** Threw a two-yard touchdown pass to WR Danny Amendola on a fake field goal play...no Rams punter has thrown a touchdown pass since the merger...punted four times for 156 yards, a 39-yard average and 38.8-yard net...placed one inside the 20...**vs. Arizona (10/4):** Punted a season-high seven times for 398 yards, including a season-long of 68 yards...averaged 56.9 yards per punt, setting a franchise single-game record...placed three punts inside the 20-yard line...also made one special teams tackle...**at Miami (10/14):** Punted three times for 135 yards with a long of 56 yards...averaged 45 yards per punt with a 38.3 net...placed two inside the 20-yard line...**vs. Green Bay (10/21):** Punted two times for 99 yards, a 49.5-yard average and 42-yard net...tallied a long of 55 yards...**vs. New England (10/28):** Punted four times for 195 yards, a 48.8-yard average and 44.8-yard net...placed one kick inside the 20 and tallied a long of 50 yards...**at San Francisco (11/11):** Threw a 21-yard completion to S Rodney McLeod on fourth-and-four from the St. Louis 10-yard line with :49 left in the half on a fake punt...marked his second pass completion this season and McLeod's first career reception...on a second fake punt, completed a 19-yard pass to TE Lance Kendricks...the play pushed his passing totals to two-for-two for 40 yards on the day, and also marks his third completion this season...punted four times for 147 yards for a 36.8-yard average, 31-yard net and placed one inside the 20-yard line...**vs. New York Jets (11/18):** Punted five times for 251 yards, a 50.2-yard average, 44.4-yard net...placed one inside the 20-yard line and had a long of 57 yards...**at Arizona (11/25):** Punted six times for 260 yards, a 43.3-yard average and 33.5-yard net...tallied a long of 48 yards and placed one inside the 20-yard line...**vs. San Francisco (12/2):** Punted a season-high nine times for 388 yards for a 43.1-yard average and 42.4-yard net...tallied a long of 63 yards and placed three punts inside the 20-yard line...**at Buffalo (12/9):** Punted eight times for 302 yards, a 37.8-yard average and 32.3-yard net...placed two punts inside the 20-yard line and tallied a long of 50 yards...**vs. Minnesota (12/16):** Punted four times for 164 yards...placed one punt inside the 20-yard line and had a long of 55 yards...**at Tampa Bay (12/23):** Punted seven times for 335 yards, a 47.9-yard average and 46.9-yard net. Hekker placed two punts inside the 20-yard line and tallied a long of 57 yards...**at Seattle (12/30):** Punted five times for 243 yards and finished with a net average of 40.2 yards and a gross average of 48.6 yards.

COLLEGE: Four-year starter, finished his career as one of Oregon State's most prolific punters in history...the third-best career punt yardage average at OSU at 41.3 yards per punt...set the single-game school record with a 52.5-yard average (6-315) at Utah in 2011...earned College Football Performance Award Punter of the Week...semi-finalist for the Ray Guy Award in 2009...52 career punts of 50+ yards, including 17 as a senior in 2011 when he had six different games with at least one punt of 60+ yards...earned Pac-12 Conference honorable mention...87 career punts downed inside the 20-yard line ...named the Sun Bowl Special Teams MVP in 2008 after averaging 45 yards on 10 punts...also the holder on placekicks for three years...two-time Pac-10 All-Academic selection.

PERSONAL: Has a degree in general science...serves as the Rams' Ambassador for "Fuel Up To Play 60," the joint NFL-National Dairy Council Health and Wellness program for students...serves as the state ambassador for Special Olympics in Illinois and Missouri...also on the board for Team Activities for Special Kids (TASK), a year-round instructional sports program that provides athletic and social opportunities to kids with special needs.

JOHNNY HEKKER NFL STATISTICS

REGULAR SEASON

| Year | Team | Punting | | | | Avg | Opp Ret | Ret Yds | Net Yds | TB | I20 | Lg | Blk |
|---------------|------|-----------|------------|---------------|-------------|------------|------------|---------------|-----------|-----------|-----------|----------|-----|
| | | G | No | Yds | Yds | | | | | | | | |
| 2012 | RAMS | 16 | 82 | 3,756 | 45.8 | 41 | 402 | 3,274 | 4 | 22 | 68 | 0 | |
| 2013 | RAMS | 16 | 78 | 3,609 | 46.3 | 30 | 79 | 3,450 | 4 | 19 | 64 | 0 | |
| 2014 | RAMS | 16 | 80 | 3,721 | 46.5 | 28 | 192 | 3,429 | 5 | 33 | 61 | 1 | |
| 2015 | RAMS | 8 | 47 | 2,274 | 48.4 | 25 | 198 | 2,036 | 2 | 18 | 63 | 0 | |
| TOTALS | | 56 | 287 | 13,360 | 46.6 | 124 | 871 | 12,189 | 15 | 92 | 68 | 1 | |

| Year | Team | Att. | Cmp | Pct. | Yds | Yds/Att | TD | Int | Lg | Sk-Yds | Rtg. |
|--------------|------|----------|----------|-------------|-----------|-------------|----------|----------|-----------|------------|--------------|
| | | | | | | | | | | | |
| 2012 | RAMS | 3 | 3 | 100.0 | 42 | 14.0 | 1 | 0 | 21 | 0-0 | 158.3 |
| 2013 | RAMS | 1 | 0 | 0.0 | 0 | 0.0 | 0 | 0 | 0 | 0-0 | 39.6 |
| 2014 | RAMS | 2 | 2 | 100.0 | 37 | 18.5 | 0 | 0 | 19 | 0-0 | 118.8 |
| 2015 | RAMS | 2 | 1 | 50.0 | 20 | 10.0 | 0 | 0 | 20 | 0-0 | 85.4 |
| Total | | 8 | 6 | 75.0 | 99 | 12.4 | 1 | 0 | 21 | 0-0 | 155.7 |

ADDITIONAL CAREER STATISTICS: Threw one touchdown pass to WR Danny Amendola vs. Seattle (9/30/12), Connected with TE Cory Harkey for a two-point conversion...connected with RB Benny Cunningham on an 18-yard pass in punt formation to convert a fourth-and-3 on the St. Louis 18-yard line (10/19/14)...connected with WR Stedman Bailey on an 19-yard pass in punt formation to convert a fourth-and-4 (11/23/14)...connected with S Cody Davis for 20-yard reception to convert a fourth-and-2 at Green Bay (10/11/15).

Special teams tackles: 2012 (1), 2013 (1), 2015 (1).

SINGLE GAME HIGHS

Punts – 11, vs. San Francisco (9/26/13)
 Long – 68, vs. Arizona (10/4/12)
 Yards – 490, vs. San Francisco (9/26/13)

JOHNNY HEKKER GAME-BY-GAME STATISTICS

2015 ST. LOUIS RAMS

| Game | W/L | No | Yds | Avg | Opp Ret | Opp Yds | Net Yds | Net Avg | TB | I20 | Lg | Blk |
|--------------|------------|-----------|--------------|-------------|-----------|------------|--------------|-------------|----------|-----------|-----------|----------|
| SEA 9/13 | W | 3 | 142 | 47.3 | 2 | 63 | 79 | 26.3 | 0 | 0 | 55 | 0 |
| @WSH 9/20 | L | 8 | 381 | 47.6 | 5 | 12 | 381 | 46.1 | 0 | 4 | 52 | 0 |
| PIT 9/27 | L | 4 | 170 | 42.5 | 0 | 0 | 150 | 37.5 | 1 | 2 | 50 | 0 |
| @ARI 10/4 | W | 7 | 348 | 49.7 | 5 | 32 | 316 | 45.1 | 0 | 2 | 57 | 0 |
| @GB 10/11 | L | 4 | 181 | 45.3 | 2 | 9 | 152 | 38.0 | 1 | 1 | 51 | 0 |
| CLE 10/25 | W | 5 | 244 | 48.8 | 2 | 4 | 240 | 48.0 | 0 | 3 | 56 | 0 |
| SF 11/1 | W | 8 | 436 | 54.4 | 5 | 38 | 398 | 49.8 | 0 | 4 | 60 | 0 |
| @MIN 11/8 | L | 8 | 372 | 46.5 | 4 | 40 | 332 | 41.5 | 0 | 2 | 63 | 0 |
| CHI 11/15 | 0/0 | 0 | 0 | 0.0 | 0 | 0 | 0 | 0.0 | 0 | 0 | 0 | 0 |
| @BAL 11/22 | 0/0 | 0 | 0 | 0.0 | 0 | 0 | 0 | 0.0 | 0 | 0 | 0 | 0 |
| @CIN 11/29 | 0/0 | 0 | 0 | 0.0 | 0 | 0 | 0 | 0.0 | 0 | 0 | 0 | 0 |
| ARI 12/6 | 0/0 | 0 | 0 | 0.0 | 0 | 0 | 0 | 0.0 | 0 | 0 | 0 | 0 |
| DET 12/13 | 0/0 | 0 | 0 | 0.0 | 0 | 0 | 0 | 0.0 | 0 | 0 | 0 | 0 |
| TB 12/17 | 0/0 | 0 | 0 | 0.0 | 0 | 0 | 0 | 0.0 | 0 | 0 | 0 | 0 |
| @SEA 12/27 | 0/0 | 0 | 0 | 0.0 | 0 | 0 | 0 | 0.0 | 0 | 0 | 0 | 0 |
| @SF 1/3 | 0/0 | 0 | 0 | 0.0 | 0 | 0 | 0 | 0.0 | 0 | 0 | 0 | 0 |
| TOTAL | 4-4 | 47 | 2,274 | 48.4 | 25 | 198 | 2,036 | 43.3 | 2 | 18 | 63 | 0 |

2014 ST. LOUIS RAMS

| Game | W/L | No | Yds | Avg | Opp Ret | Opp Yds | Net Yds | Net Avg | TB | I20 | Lg | Blk |
|--------------|-------------|-----------|--------------|-------------|-----------|------------|--------------|-------------|----------|-----------|-----------|----------|
| MIN 9/7 | L | 6 | 279 | 46.5 | 1 | 6 | 273 | 45.5 | 0 | 2 | 57 | 0 |
| @TB 9/14 | W | 2 | 98 | 49.0 | 1 | 0 | 98 | 49.0 | 0 | 1 | 53 | 0 |
| DAL 9/21 | L | 1 | 24 | 24.0 | 0 | 0 | 24 | 24.0 | 0 | 1 | 24 | 0 |
| PHI 10/5 | L | 4 | 166 | 41.5 | 1 | 23 | 143 | 28.6 | 0 | 2 | 56 | 1 |
| SF 10/13 | L | 8 | 351 | 43.9 | 5 | 29 | 322 | 40.3 | 0 | 2 | 56 | 0 |
| SEA 10/19 | W | 3 | 153 | 51.0 | 2 | 19 | 134 | 51.0 | 0 | 1 | 56 | 0 |
| @KC 10/26 | L | 6 | 324 | 54.0 | 4 | 27 | 277 | 46.2 | 1 | 1 | 60 | 0 |
| @SF 11/2 | W | 6 | 281 | 46.8 | 1 | 12 | 249 | 41.5 | 1 | 2 | 60 | 0 |
| @ARI 11/9 | L | 7 | 305 | 43.6 | 1 | 8 | 277 | 39.6 | 1 | 2 | 57 | 0 |
| DEN 11/16 | W | 6 | 260 | 43.3 | 1 | 0 | 260 | 43.3 | 0 | 4 | 54 | 0 |
| @SD 11/23 | L | 4 | 178 | 44.5 | 1 | 0 | 178 | 44.5 | 0 | 2 | 57 | 0 |
| OAK 11/30 | W | 6 | 275 | 45.8 | 2 | 4 | 251 | 41.8 | 1 | 3 | 60 | 0 |
| @WAS 12/7 | W | 4 | 174 | 43.5 | 2 | 3 | 171 | 42.8 | 0 | 3 | 61 | 0 |
| ARI 12/11 | L | 8 | 404 | 50.5 | 4 | 54 | 350 | 43.8 | 0 | 3 | 59 | 0 |
| NYG 12/21 | L | 4 | 202 | 50.5 | 0 | 0 | 182 | 45.5 | 0 | 3 | 56 | 0 |
| @SEA 12/28 | L | 5 | 247 | 49.4 | 2 | 7 | 240 | 48.0 | 1 | 1 | 55 | 0 |
| TOTAL | 6-10 | 80 | 3,721 | 46.5 | 28 | 192 | 3,429 | 42.3 | 5 | 33 | 61 | 1 |

2013 ST. LOUIS RAMS

| Game | W/L | No | Yds | Avg | Opp Ret | Opp Yds | Net Yds | Net Avg | TB | I20 | Lg | Blk |
|--------------|------------|-----------|--------------|-------------|-----------|-----------|--------------|-------------|----------|-----------|-----------|----------|
| ARI 9/8 | W | 3 | 147 | 49.0 | 1 | 1 | 126 | 42.0 | 1 | 1 | 55 | 0 |
| @ATL 9/15 | L | 6 | 298 | 49.7 | 2 | 4 | 294 | 49.0 | 0 | 0 | 63 | 0 |
| @DAL 9/22 | L | 5 | 238 | 47.6 | 4 | 16 | 222 | 44.4 | 0 | 0 | 57 | 0 |
| SF 9/26 | L | 11 | 490 | 44.5 | 1 | 0 | 470 | 42.7 | 1 | 6 | 60 | 0 |
| JAC 10/6 | W | 7 | 286 | 40.9 | 4 | 5 | 281 | 40.1 | 0 | 2 | 56 | 0 |
| @HOU 10/13 | W | 3 | 135 | 45.0 | 2 | 6 | 129 | 43.0 | 0 | 1 | 47 | 0 |
| @CAR 10/20 | L | 4 | 159 | 39.8 | 1 | -1 | 160 | 40.0 | 0 | 0 | 52 | 0 |
| SEA 10/28 | L | 4 | 182 | 45.5 | 3 | 9 | 173 | 43.3 | 0 | 2 | 55 | 0 |
| TEN 11/3 | L | 5 | 242 | 48.4 | 2 | 8 | 234 | 46.8 | 0 | 1 | 57 | 0 |
| @IND 11/10 | W | 5 | 242 | 48.4 | 3 | 25 | 217 | 43.4 | 0 | 1 | 61 | 0 |
| CHI 11/24 | W | 2 | 97 | 48.5 | 1 | 0 | 97 | 48.5 | 0 | 0 | 51 | 0 |
| @SF 12/1 | L | 5 | 244 | 48.8 | 2 | 5 | 239 | 47.8 | 0 | 1 | 54 | 0 |
| @ARI 12/8 | L | 5 | 257 | 51.4 | 2 | 3 | 214 | 42.8 | 2 | 0 | 64 | 0 |
| NO 12/15 | W | 4 | 167 | 41.8 | 0 | 0 | 167 | 41.8 | 0 | 2 | 52 | 0 |
| TB 12/22 | W | 2 | 88 | 44.0 | 0 | 0 | 88 | 44.0 | 0 | 1 | 46 | 0 |
| @SEA 12/29 | L | 7 | 337 | 48.1 | 2 | -2 | 339 | 48.4 | 0 | 1 | 58 | 0 |
| TOTAL | 7-9 | 78 | 3,609 | 46.3 | 30 | 79 | 3,450 | 44.2 | 4 | 19 | 64 | 0 |

2012 ST. LOUIS RAMS

| Game | W/L | No | Yds | Avg | Opp Ret | Opp Yds | Net Yds | Net Avg | TB | I20 | Lg | Blk |
|--------------|--------------|-----------|-------------|-------------|-----------|------------|-------------|-------------|----------|-----------|-----------|----------|
| @DET 9/9 | L | 5 | 241 | 48.2 | 5 | 53 | 188 | 37.6 | 0 | 1 | 57 | 0 |
| WAS 9/16 | W | 3 | 163 | 54.3 | 1 | -3 | 146 | 48.7 | 1 | 1 | 66 | 0 |
| @CHI 9/23 | L | 6 | 279 | 46.5 | 3 | 39 | 220 | 36.7 | 1 | 1 | 56 | 0 |
| SEA 9/30 | W | 4 | 156 | 39.0 | 2 | 1 | 155 | 38.8 | 0 | 1 | 48 | 0 |
| ARI 10/4 | W | 7 | 398 | 56.9 | 5 | 76 | 322 | 46.0 | 0 | 3 | 68 | 0 |
| @MIA 10/14 | L | 3 | 135 | 45.0 | 0 | 0 | 115 | 38.3 | 1 | 2 | 56 | 0 |
| GB 10/21 | L | 2 | 99 | 49.5 | 1 | 15 | 84 | 42.0 | 0 | 1 | 55 | 0 |
| NE 10/28 | L | 4 | 195 | 48.8 | 3 | 16 | 179 | 44.8 | 0 | 1 | 50 | 0 |
| @SF 11/11 | T | 4 | 147 | 36.8 | 2 | 23 | 124 | 31.0 | 0 | 1 | 45 | 0 |
| NYJ 11/18 | I | 5 | 251 | 50.2 | 3 | 29 | 222 | 44.4 | 0 | 1 | 57 | 0 |
| @ARI 11/25 | W | 6 | 260 | 43.3 | 4 | 59 | 201 | 33.5 | 0 | 1 | 48 | 0 |
| SF 12/2 | W | 9 | 388 | 43.1 | 2 | 6 | 382 | 42.4 | 0 | 3 | 63 | 0 |
| @BUF 12/9 | W | 8 | 302 | 37.8 | 4 | 44 | 258 | 32.3 | 0 | 2 | 50 | 0 |
| MIN 12/16 | L | 4 | 164 | 41.0 | 1 | 15 | 149 | 37.3 | 0 | 1 | 55 | 0 |
| @TB 12/23 | W | 7 | 335 | 47.9 | 3 | 7 | 328 | 46.9 | 0 | 2 | 57 | 0 |
| @SEA 12/30 | L | 5 | 243 | 48.6 | 2 | 22 | 201 | 40.2 | 1 | 0 | 57 | 0 |
| TOTAL | 7-8-1 | 82 | 3756 | 45.8 | 41 | 402 | 3274 | 39.9 | 4 | 22 | 68 | 0 |



21 | JANORIS JENKINS

| | |
|--------------------------|---------------------|
| Position: | Cornerback |
| Ht./Wt.: | 5-10/198 |
| Birth Date: | 10/29/88 |
| College: | North Alabama |
| Hometown: | Pahokee, Fla. |
| Experience: | 4th year (4th Rams) |
| Acquired: | D2B-2012 |
| Career GP/GS (Playoffs): | 53/51 (0/0) |



TRANSACTIONS: Selected in the second round of the 2012 draft (39th overall) on (4/26/12).

PRO: Four-year veteran has played in 53 games with 51 starts...collected 217 tackles (192 solo), 1.0 sack, seven interceptions and 40 passes defended in three seasons as a Ram...his five interceptions for touchdowns during his career ties him for the most in Rams history...named to Pro Football Weekly's All-Rookie Team in 2012...led Rams with four interceptions and returned three for touchdowns during his rookie campaign...tied NFL rookie record with three interception returns for touchdowns and led NFL with four total defensive touchdowns.

2015 SEASON: Week 9 at Minnesota (11/8): Started at corner...garnered five solo tackles and one pass defended...**Week 8 vs. San Francisco (11/1):** Started at corner...tallied three solo tackles and two passes defended...**Week 7 vs. Cleveland (10/25):** Started at corner...registered five tackles (four solo), two passes defended and one forced fumble...the forced fumble was picked up by S Rodney McLeod and returned 20 yards for a touchdown...**Week 5 at Green Bay (10/11):** Started at corner in his 50th career game...**Week 4 at Arizona (10/4):** Started at corner...intercepted QB Carson Palmer in the second quarter...marked his third interception against the Cardinals – all three interceptions occurred at University of Phoenix Stadium...he leads the Rams with two interceptions on the season, giving him nine in his career...also recorded five solo tackles and one pass defended...**Week 3 vs. Pittsburgh (9/27):** Started at corner... nabbed his first interception of the season off QB Ben Roethlisberger...marked his eighth career interception...recorded seven tackles (six solo)...**Week 2 at Washington (9/20):** Started at corner...registered five solo tackles...**Week 1 vs. Seattle (9/13):** Started at corner...registered six tackles (four solo) and one pass defended.

2014 SEASON: Started 13 games...registered 65 tackles (60 solo)...returned two interceptions for touchdowns and had two forced fumbles...**vs. Arizona (12/11):** Started at right corner...garnered eight tackles (seven solo)...had two passes defended...also had one forced fumble...**at San Diego (11/23):** Started at right corner...picked off QB Philip Rivers' pass at the 1-yard line and returned it 99 yards for a touchdown...marks his second interception of the season, seventh career and fifth for a touchdown...forced WR Keenan Allen to fumble...marks his first forced fumble of the season...also recorded four tackles (three solo)...**vs. Seattle (10/19):** Started at right corner...tallied nine solo tackles...had one quarterback hurry...recorded one pass defended...**vs. Dallas (9/21):** Started at right corner...picked off QB Tony Romo's pass intended for WR Dez Bryant and returned it 25 yards for a touchdown...marked his first interception of the season, sixth career and fourth for a touchdown...secured five solo tackles.

2013 SEASON: Started 16 games...registered 69 tackles (57 solo), one sack, one interception and 18 passes defended...**vs. Arizona (9/8):** Registered five tackles (four solo) and three passes defended...**at Atlanta (9/15):** Notched eight tackles (six solo) and two passes defended...**at Dallas (9/22):** Recorded a personal best 10 tackles (seven solo)...**at Houston (10/13):** Snagged his first interception of the year from Texans QB T.J. Yates and returned it five yards...now has six career interceptions...also made two solo tackles...added a sack on Texans QB T.J. Yates, his first career sack...**vs. Chicago (11/24):** Made seven tackles (six solo)...added a pass defended...**vs. New Orleans (12/15):** Tied a career single game-high with four passes defended...made six tackles (five solo).

2012 SEASON: Named to Pro Football Weekly's All-Rookie Team...led Rams with four interceptions and returned three for touchdowns...tied NFL rookie record with three interception returns for touchdowns and led NFL with four total defensive touchdowns...led Rams with 15 passes defended and started 15 games...**at Detroit (9/9):** Earned a starting spot at right corner in his NFL debut...from Lions' QB Matt Stafford at the Rams' 3-yard line and returned it 34 yards interception...made six solo tackles...**vs. Washington (9/16):** Started at right corner...registered six tackles (five solo)...added two passes defended...**at Chicago (9/23):** Started at right corner...recorded a career-high eight tackles (seven solo)...added two passes defended...**vs. Seattle (9/30):** Started at right corner...tallied four tackles (three solo)...added one pass defended...**vs. Arizona (10/4):** Started at right corner...notched four tackles (three solo) and four passes defended...leads the team in passes defended with nine...**at Miami (10/14):** Started at right corner...made four solo tackles...**vs. Green Bay (10/21):** Started at right corner...logged eight tackles (seven solo)...**vs. New England (10/28):** Started at right corner...registered six tackles (five solo) and two passes defended...**at San Francisco (11/11):** Declared inactive...**vs. New York Jets (11/18):** Started at right corner...blocked a 26-yard field goal attempt...last time the Rams blocked a field goal was when DE James Hall blocked a 49-yard field goal by K Nate Kaeding vs. San Diego (10/17/10)...also made four tackles (three solo)...added one pass defended...**at Arizona (11/25):** Started at corner...intercepted Arizona QB Ryan Lindley and returned it 36 yards for a touchdown... recorded a second interception for a touchdown when he picked off Lindley and returned it 39 yards...pushed his career total to three interceptions...he is the



Jenkins' two interceptions for touchdowns helped him earn NFC Defensive Player of the Week honors for Week 12

intercepted a pass for his first career

first Ram to record two interceptions for touchdowns in a game...he is the fourth rookie in NFL history with two interceptions for touchdowns in a single game...previous three came in 1925, 1948 and 1960...also made four solo tackles...**vs. San Francisco (12/2)**: Started at corner...recovered a fumble at the San Francisco 2-yard line and returned it two yards for a touchdown...scored three touchdowns off turnovers in two consecutive games...he is the first Rams rookie to record three defensive touchdowns...the last time a Ram recorded three defensive touchdowns in a season was Mike Jones in 1999...also tallied six tackles (five solo) and one quarterback pressure...**at Buffalo (12/9)**: Started at corner...notched six solo tackles and two passes defended...**vs. Minnesota (12/16)**: Led the team in tackles with nine solo, including one for loss...**at Tampa Bay (12/23)**: Started at corner...notched his fourth interception of the season, third for a touchdown...led the NFL in INT-TDs, and in overall defensive touchdowns with four...the play tied a franchise record for most INT-TDs in a season, Monte Jackson (1976) and Rod Perry (1978) each tallied three...his three TD-INTs are tied with Ronnie Lott and Lem Barney for most by a rookie in NFL history...he now has 150 interception yards on the season, stood for third-most in the NFL for 2012...notched six solo tackles, caused one fumble and had one pass defended...**at Seattle (12/30)**: Started at corner...made two solo tackles...led the team in passes defended with 15 on the season.

COLLEGE: Played final season at North Alabama after spending three seasons at Florida...was named Freshman All-American in 2008 while helping the Gators capture a BCS National Championship...Second-team All-SEC and third-team All-America as a junior in 2010...in 40 games at the University of Florida, Jenkins started 36 times, recording 121 tackles (92 solos) with two sacks for minus 18 yards, ten stops for losses of 51 yards and two forced fumbles...also deflected 25 passes and intercepted eight others for 91 yards in returns, including one touchdown...Division II second-team All-American as a senior at UNA.

PERSONAL: Attended Pahokee (Fla.) High School, where he was a Parade and EA Sports All-American defensive back...earned first-team Class 2B all-state honors as a senior...two-way star collected six interceptions and recorded over 80 tackles as a senior, while gaining over 1,000 yards on offense...rated the fourth-best cornerback in the nation by ESPN...social & behavioral sciences major...participated in numerous community events, including Coach Fisher & Friends Celebrity Softball game, the kickoff for Charity Luncheon and the All-Community Team Ticket Program - The Rabbit Hole.

JANORIS JENKINS NFL STATISTICS

| | | REGULAR SEASON | | | | | | | | | | | | | | |
|--------------|------|----------------|------------|------------|-----------|------------|------------|---------------|------------|------------|----------|-----------|----------|----------|----------|--|
| Year | Team | G/S | Tackles | | | Sk | Yds | Interceptions | | | | Fumbles | | | | |
| | | | Total | Solo | Asst | | | Int | Yds | Lg | TD | PD | FF | FR | Yds | |
| 2012 | RAMS | 15/14 | 83 | 75 | 8 | 0.0 | 0.0 | 4 | 150 | 41t | 3 | 15 | 0 | 1 | 2 | |
| 2013 | RAMS | 16/16 | 69 | 57 | 12 | 1.0 | 0.0 | 1 | 5.0 | 5 | 0 | 18 | 0 | 0 | 0 | |
| 2014 | RAMS | 14/13 | 65 | 60 | 5 | 0.0 | 0.0 | 2 | 124 | 99t | 2 | 7 | 2 | 0 | 0 | |
| 2015 | RAMS | 8/8 | 36 | 32 | 4 | 0.0 | 0.0 | 2 | 0 | 0 | 0 | 7 | 1 | 0 | 0 | |
| TOTAL | | 53/51 | 253 | 224 | 29 | 1.0 | 0.0 | 9 | 180 | 99t | 5 | 47 | 3 | 1 | 2 | |

SINGLE GAME HIGHS
 Total Tackles – 9, vs. Seattle (10/19/14)
 Solo Tackles – 9, vs. Seattle (10/19/14)
 Interceptions – 2, at Arizona (11/25/14)
 Passes Defensed – 4, twice, last vs. New Orleans (12/15/13)

JANORIS JENKINS GAME-BY-GAME STATISTICS

| 2015 ST. LOUIS RAMS | | | | | | | | | | | | | | | |
|---------------------|------------|------------|-----------|-----------|----------|------------|------------|----------|----------|----------|----------|----------|----------|----------|----------|
| Game | W/L | P/S | T | S | A | Sk | Yds | Int | Yds | Lg | TD | PD | FF | FR | Yds |
| SEA 9/13 | W | 1/1 | 6 | 4 | 2 | 0.0 | 0.0 | 0 | 0 | 0 | 0 | 1 | 0 | 0 | 0 |
| @WSH 9/20 | L | 1/1 | 5 | 5 | 0 | 0.0 | 0.0 | 0 | 0 | 0 | 0 | 0 | 0 | 0 | 0 |
| PIT 9/27 | L | 1/1 | 7 | 6 | 1 | 0.0 | 0.0 | 1 | 0 | 0 | 0 | 0 | 0 | 0 | 0v |
| @ARI 10/4 | W | 1/1 | 5 | 5 | 0 | 0.0 | 0.0 | 1 | 0 | 0 | 0 | 1 | 0 | 0 | 0 |
| @GB 10/11 | L | 1/1 | 0 | 0 | 0 | 0.0 | 0.0 | 0 | 0 | 0 | 0 | 0 | 0 | 0 | 0 |
| CLE 10/25 | W | 1/1 | 5 | 4 | 1 | 0.0 | 0.0 | 0 | 0 | 0 | 0 | 2 | 1 | 0 | 0 |
| SF 11/1 | W | 1/1 | 3 | 3 | 0 | 0.0 | 0.0 | 0 | 0 | 0 | 0 | 2 | 0 | 0 | 0 |
| @MIN 11/8 | L | 1/1 | 5 | 5 | 0 | 0.0 | 0.0 | 0 | 0 | 0 | 0 | 1 | 0 | 0 | 0 |
| CHI 11/15 | 0/0 | 0/0 | 0 | 0 | 0 | 0.0 | 0.0 | 0 | 0 | 0 | 0 | 0 | 0 | 0 | 0 |
| @BAL 11/22 | 0/0 | 0/0 | 0 | 0 | 0 | 0.0 | 0.0 | 0 | 0 | 0 | 0 | 0 | 0 | 0 | 0 |
| @CIN 11/29 | 0/0 | 0/0 | 0 | 0 | 0 | 0.0 | 0.0 | 0 | 0 | 0 | 0 | 0 | 0 | 0 | 0 |
| ARI 12/6 | 0/0 | 0/0 | 0 | 0 | 0 | 0.0 | 0.0 | 0 | 0 | 0 | 0 | 0 | 0 | 0 | 0 |
| DET 12/13 | 0/0 | 0/0 | 0 | 0 | 0 | 0.0 | 0.0 | 0 | 0 | 0 | 0 | 0 | 0 | 0 | 0 |
| TB 12/17 | 0/0 | 0/0 | 0 | 0 | 0 | 0.0 | 0.0 | 0 | 0 | 0 | 0 | 0 | 0 | 0 | 0 |
| @SEA 12/27 | 0/0 | 0/0 | 0 | 0 | 0 | 0.0 | 0.0 | 0 | 0 | 0 | 0 | 0 | 0 | 0 | 0 |
| @SF 1/3 | 0/0 | 0/0 | 0 | 0 | 0 | 0.0 | 0.0 | 0 | 0 | 0 | 0 | 0 | 0 | 0 | 0 |
| TOTAL | 4-4 | 8/8 | 33 | 32 | 4 | 0.0 | 0.0 | 2 | 0 | 0 | 0 | 7 | 1 | 0 | 0 |

| 2014 ST. LOUIS RAMS | | | | | | | | | | | | | | | |
|---------------------|-------------|--------------|-----------|-----------|----------|------------|------------|----------|------------|------------|----------|----------|----------|----------|----------|
| Game | W/L | P/S | T | S | A | Sk | Yds | Int | Yds | Lg | TD | PD | FF | FR | Yds |
| MIN 9/7 | L | 1/1 | 7 | 7 | 0 | 0.0 | 0.0 | 0 | 0 | 0 | 0 | 0 | 0 | 0 | 0 |
| @TB 9/14 | W | 1/1 | 5 | 5 | 0 | 0.0 | 0.0 | 0 | 0 | 0 | 0 | 0 | 0 | 0 | 0 |
| DAL 9/21 | L | 1/1 | 5 | 5 | 0 | 0.0 | 0.0 | 1 | 25t | 25t | 1 | 0 | 0 | 0 | 0 |
| PHI 10/5 | L | 1/1 | 3 | 2 | 1 | 0.0 | 0.0 | 0 | 0 | 0 | 0 | 1 | 0 | 0 | 0 |
| SF 10/13 | L | 1/1 | 4 | 3 | 1 | 0.0 | 0.0 | 0 | 0 | 0 | 0 | 1 | 0 | 0 | 0 |
| SEA 10/19 | W | 1/1 | 9 | 9 | 0 | 0.0 | 0.0 | 0 | 0 | 0 | 0 | 1 | 0 | 0 | 0 |
| @KC 10/26 | L | 0/0 | | | | | | | | | | | | | |
| @SF 11/2 | W | 0/0 | | | | | | | | | | | | | |
| @ARI 11/9 | L | 1/0 | 4 | 4 | 0 | 0.0 | 0.0 | 0 | 0 | 0 | 0 | 0 | 0 | 0 | 0 |
| DEN 11/16 | W | 1/1 | 3 | 3 | 0 | 0.0 | 0.0 | 0 | 0 | 0 | 0 | 0 | 0 | 0 | 0 |
| @SD 11/23 | L | 1/1 | 4 | 3 | 1 | 0.0 | 0.0 | 1 | 99t | 99t | 1 | 1 | 1 | 0 | 0 |
| OAK 11/30 | W | 1/1 | 3 | 3 | 0 | 0.0 | 0.0 | 0 | 0 | 0 | 0 | 0 | 0 | 0 | 0 |
| @WAS 12/7 | W | 1/1 | 4 | 3 | 1 | 0.0 | 0.0 | 0 | 0 | 0 | 0 | 0 | 0 | 0 | 0 |
| ARI 12/11 | L | 1/1 | 8 | 7 | 1 | 0.0 | 0.0 | 0 | 0 | 0 | 0 | 2 | 1 | 0 | 0 |
| NYG 12/21 | L | 1/1 | 3 | 3 | 0 | 0.0 | 0.0 | 0 | 0 | 0 | 0 | 1 | 0 | 0 | 0 |
| @SEA 12/28 | 1/1 | | 3 | 3 | 0 | 0.0 | 0.0 | 0 | 0 | 0 | 0 | 0 | 0 | 0 | 0 |
| TOTAL | 6-10 | 14/13 | 65 | 60 | 5 | 0.0 | 0.0 | 2 | 124 | 99t | 2 | 7 | 2 | 0 | 0 |

JANORIS JENKINS GAME-BY-GAME STATISTICS CONTINUED

2013 ST. LOUIS RAMS

| Game | W/L | P/S | T | S | A | Sk | Yds | Int | Yds | Lg | TD | PD | FF | FR | Yds |
|--------------|-----|-------|----|----|-----|-----|-----|-----|-----|----|----|----|----|----|-----|
| ARI 9/8 | W | 1/1 | 5 | 4 | 1 | 0.0 | 0 | 0 | 0 | 0 | 0 | 3 | 0 | 0 | 0 |
| @ATL 9/15 | L | 1/1 | 8 | 6 | 2 | 0.0 | 0 | 0 | 0 | 0 | 0 | 2 | 0 | 0 | 0 |
| @DAL 9/22 | L | 1/1 | 10 | 7 | 3 | 0.0 | 0 | 0 | 0 | 0 | 0 | 0 | 0 | 0 | 0 |
| SF 9/26 | L | 1/1 | 4 | 4 | 0 | 0.0 | 0 | 0 | 0 | 0 | 0 | 1 | 0 | 0 | 0 |
| JAC 10/6 | W | 1/1 | 4 | 3 | 1 | 0.0 | 0 | 0 | 0 | 0 | 0 | 1 | 0 | 0 | 0 |
| @HOU 10/13W | 1/1 | 3 | 3 | 0 | 1.0 | 0 | 1 | 5.0 | 5 | 0 | 0 | 0 | 0 | 0 | 0 |
| @CAR 10/20L | 1/1 | 2 | 2 | 0 | 0.0 | 0 | 0 | 0 | 0 | 0 | 0 | 0 | 0 | 0 | 0 |
| SEA 10/28 | L | 1/1 | 4 | 4 | 0 | 0.0 | 0 | 0 | 0 | 0 | 0 | 1 | 0 | 0 | 0 |
| TEN 11/3 | L | 1/1 | 3 | 2 | 1 | 0.0 | 0 | 0 | 0 | 0 | 0 | 0 | 0 | 0 | 0 |
| @IND 11/10 W | 1/1 | 5 | 4 | 1 | 0.0 | 0 | 0 | 0 | 0 | 0 | 0 | 0 | 0 | 0 | 0 |
| CHI 11/24 | W | 1/1 | 7 | 6 | 1 | 0.0 | 0 | 0 | 0 | 0 | 0 | 1 | 0 | 0 | 0 |
| @SF 12/1 | L | 1/1 | 1 | 1 | 0 | 0.0 | 0 | 0 | 0 | 0 | 0 | 2 | 0 | 0 | 0 |
| @ARI 12/8 | L | 1/1 | 2 | 2 | 0 | 0.0 | 0 | 0 | 0 | 0 | 0 | 2 | 0 | 1 | 0 |
| NO 12/15 | W | 1/1 | 6 | 5 | 1 | 0.0 | 0 | 0 | 0 | 0 | 0 | 4 | 0 | 0 | 0 |
| TB 12/22 | W | 1/1 | 4 | 3 | 1 | 0.0 | 0 | 0 | 0 | 0 | 0 | 1 | 0 | 0 | 0 |
| @SEA 12/29L | 1/1 | 1 | 1 | 0 | 0.0 | 0 | 0 | 0 | 0 | 0 | 0 | 0 | 0 | 0 | 0 |
| TOTAL | 7-9 | 16/16 | 69 | 57 | 12 | 1.0 | 0 | 1 | 5.0 | 5 | 0 | 18 | 0 | 1 | 0 |

2012 ST. LOUIS RAMS


| Game | W/L | P/S | T | S | A | Sk | Yds | Int | Yds | Lg | TD | PD | FF | FR | Yds |
|------------|------------|-----|----|---|-----|-----|-----|-----|-----|-----|----|----|----|----|-----|
| @DET 9/9 | L | 1/1 | 6 | 6 | 0 | 0.0 | 0 | 1 | 34 | 34 | 0 | 0 | 0 | 0 | 0 |
| WAS 9/16 | W | 1/1 | 6 | 5 | 1 | 0.0 | 0 | 0 | 0 | 0 | 0 | 2 | 0 | 0 | 0 |
| @CHI 9/23 | L | 1/1 | 8 | 7 | 1 | 0.0 | 0 | 0 | 0 | 0 | 0 | 2 | 0 | 0 | 0 |
| SEA 9/30 | W | 1/1 | 4 | 3 | 1 | 0.0 | 0 | 0 | 0 | 0 | 0 | 1 | 0 | 0 | 0 |
| ARI 10/4 | W | 1/1 | 4 | 3 | 1 | 0.0 | 0 | 0 | 0 | 0 | 0 | 4 | 0 | 0 | 0 |
| @MIA 10/14 | L | 1/1 | 4 | 4 | 0 | 0.0 | 0 | 0 | 0 | 0 | 0 | 0 | 0 | 0 | 0 |
| GB 10/21 | L | 1/1 | 8 | 7 | 1 | 0.0 | 0 | 0 | 0 | 0 | 0 | 0 | 0 | 0 | 0 |
| NE 10/28 | L | 1/1 | 6 | 5 | 1 | 0.0 | 0 | 0 | 0 | 0 | 0 | 2 | 0 | 0 | 0 |
| @SF 11/11 | T | | | | | | | | | | | | | | |
| NYJ 11/18 | L | 1/1 | 4 | 3 | 1 | 0.0 | 0 | 0 | 0 | 0 | 0 | 1 | 0 | 0 | 0 |
| @ARI 11/25 | W | 1/1 | 4 | 4 | 0 | 0.0 | 0 | 2 | 76 | 39t | 2 | 0 | 0 | 0 | 0 |
| SF 12/2 | W | 1/1 | 6 | 5 | 1 | 0.0 | 0 | 0 | 0 | 0 | 0 | 0 | 0 | 1 | 2 |
| @BUF 12/9 | W | 1/1 | 6 | 6 | 0 | 0.0 | 0 | 0 | 0 | 0 | 0 | 2 | 0 | 0 | 0 |
| MIN 12/16 | L | 1/0 | 9 | 9 | 0 | 0.0 | 0 | 0 | 0 | 0 | 0 | 0 | 0 | 0 | 0 |
| @TB 12/23 | W | 1/1 | 6 | 6 | 0 | 0.0 | 0 | 1 | 41 | 41t | 1 | 1 | 1 | 0 | 0 |
| @SEA 12/30 | L | 1/1 | 2 | 2 | 0 | 0.0 | 0 | 0 | 0 | 0 | 0 | 0 | 0 | 0 | 0 |
| TOTAL | 7-8-115/14 | 83 | 75 | 8 | 0.0 | 0 | 4 | 150 | 41t | 3 | 15 | 1 | 1 | 1 | 2 |



22 | TRUMAINE JOHNSON

| | |
|-------------|---------------------|
| Position: | Cornerback |
| Ht./Wt.: | 6-2/208 |
| Birth Date: | 1/1/90 |
| College: | Montana |
| Hometown: | Stockton, Calif. |
| Experience: | 4th year (4th Rams) |
| Acquired: | D3-2012 |

Career GP/GS (Playoffs): 49/27 (0/0)



TRANSACTIONS: Selected in the third round of the 2012 draft (65th overall) on (4/27/12).

PRO: Four-year pro has played in 49 games with 27 starts...tallied 144 career tackles (124 solo), eight interceptions, and 18 passes defended...his eight career interceptions place him at No. 50 on the Rams All-Time Interceptions list.

2015 SEASON: Week 9 at Minnesota (11/8): Started at corner...registered his third interception of the season, 11th career...he leads the Rams in interceptions this season...also tallied three solo tackles and one pass defended...**Week 8 vs. San Francisco (11/1):** Started at corner...recorded five tackles (four solo) and one pass defended...**Week 7 vs. Cleveland (10/25):** Started at corner...tallied eight tackles (seven solo)...**Week 5 at Green Bay (10/11):** Started at corner...picked off Packers QB Aaron Rodgers and returned it 29 yards...marked his 10th career interception and second of the season...registered four solo tackles...**Week 4 at Arizona (10/4):** Started at corner...notched nine tackles, matching his personal best...also had two passes defended and one fumble recovery...**Week 3 vs. Pittsburgh (9/27):** Started at corner...notched four solo tackles and one pass defended...**Week 2 at Washington (9/20):** Saw action on defense...had one solo and one pass defended...**Week 1 vs. Seattle (9/13):** Started at corner... nabbed his first interception of the season off QB Russell Wilson and returned it 15 yards...marked his 9th career interception, and second time he's picked off Wilson...made four tackles (three solo)...left the game before halftime with concussion-like symptoms.

2014 SEASON: Finished season with a team-high three interceptions tallied 45 tackles after missing the first eight weeks of the season due to knee injury... **vs. Denver (11/16):** Started at left corner...tallied two solo tackles...recorded his first interception of the season when he picked off QB Peyton Manning...**vs. Oakland (11/30):** Started at left corner...snagged two interceptions from QB Derek Carr...one of which was returned for a 43-yard touchdown, marked his first career pick-six...garnered five solo tackles...**at San Diego (11/23):**Started at left corner...notched six tackles (five solo)...**at Washington (12/7):** Started at left corner...garnered nine solo tackles...had one pass defended.

2013 SEASON: Played in 16 games, earning 12 starts...totaled three interceptions, seven passes defended and 66 tackles (58 solo)...**vs. Arizona (9/8):** Saw action on defense and special teams... nabbed his first interception of the season and returned it 29 yards to the Arizona 4-yard line...the play helped set-up a 25-yard field goal...marks his longest interception return...he now has three career interceptions...added four solo tackles and one pass defended...**vs. Jacksonville (10/6):** Started at corner...recorded five tackles (three solo)...added a pass defended...**at Houston (10/13):** Started at corner...notched eight tackles (six solo) and one pass defended...**at Carolina (10/20):** Started at corner...tallied a career-high nine tackles (eight solo)...**at Indianapolis (11/10):** Started at corner...hauled in his second interception of the season, fourth career...also had five tackles (four solo) and one pass defended...**at Arizona (12/8):** Started at corner...tied a season high with nine solo tackles, including one for loss...also had one pass defended...**vs. New Orleans (12/15):** Started at corner...intercepted Saints QB Drew Brees in the end zone and returned it seven yards...marks his third interception this season, a new season high...also registered five solo tackles...**at Seattle (12/29):** Started at corner...notched seven tackles (six solo).

2012 SEASON: Finished season with two interceptions, eight passes defended and 35 total tackles while serving as the team's third corner for most of the season...**at Detroit (9/9):** Saw action on defense...**vs. Washington (9/16):** Saw action on defense...**at Chicago (9/23):** Saw action on defense...**vs. Seattle (9/30):** Intercepted a pass from Seattle QB Russell Wilson and returned it three yards...marked the first interception of his career...added a pass defended...**vs. Arizona (10/4):** Saw action on defense...tallied a season-high four solo tackles...added one special teams tackle...**at Miami (10/14):** Saw action on defense and special teams...made one special teams tackle...**vs. Green Bay (10/21):** Saw action on defense and special teams...registered one pass defended...**vs. New England (10/28):** Saw action on defense and special teams...tallied one pass defended...**at San Francisco (11/11):** Made his first NFL start at right cornerback...logged a season-best five tackles (four solo)...**vs. New York Jets (11/18):** Saw action on defense and special teams...recorded three solo tackles...**at Arizona (11/25):** Saw action on defense and special teams...made three solo tackles...**vs. San Francisco (12/2):** Saw action on defense and special teams...registered one solo tackle...**at Buffalo (12/9):** Saw action on defense and special teams...made four solo tackles, including one for loss...also made one special teams tackle...**vs. Minnesota (12/16):** Saw action on defense...registered one pass defense and three tackles (two solo)...**at Tampa Bay (12/23):** Started at corner...registered his second career interception...made four tackles (three solo)...added three passes defended...**at Seattle (12/30):** Started at corner...recorded a career-high eight tackles (six solo) and one pass defended.

COLLEGE: Started 42-of-47 games at Montana...recorded 173 tackles (105 solos) with 1.5 sacks, 13.0 stops for losses of 30 yards, a quarterback pressure and a safety as a result of his 2011 sack...deflected 35 passes and had fifteen interceptions for 188

yards in returns (12.53 avg) and a pair of touchdowns...gained 178 yards on eight kickoff returns (22.2 avg)...for his entire career, opponents have targeted 305 passes into the cornerback's area, as only 102 of those tosses were completed (33.44%), generating 658 yards, an average of 6.45 yards per pass completion and 2.16 yards per attempt...tied for fourth among active NCAA Football Championship Subdivision players with 15 interceptions (joined Jeremy Caldwell of Eastern Kentucky and Al-Rilwan Adeyemi of San Diego University), which also tied for fourth on the school career-record chart, matching the figure first attained by Tim Hauck (1987-89)...since the turn of the century year 2000, his 15 pass thefts are the second-highest total by a Big Sky Conference performer in a career, topped by K.J. Gerard of Northern Arizona (19; 2004-08)...his 35 pass deflections established a new school career record, surpassing the previous mark of 26 by Jimmy Wilson (2004-06, 2010)...notched 40 passes defended (break-ups and interceptions), the most in the FCS ranks, also setting a Grizzly all-time mark...sociology major.

PERSONAL: Attended Thomas Edison (Stockton, Calif.) High School...three-time gridiron letterman performed as a defensive back (mostly at strong safety), wide receiver and quarterback...handled kickoff return chores...son of Lynn Stallworth and Curtis Johnson...nicknamed "Tru"...resides in Stockton, California...participated in numerous community events, including Salvation Army Bell Ringing and the United Way Kickoff for Charity Luncheon.

TRUMAINE JOHNSON NFL STATISTICS

| REGULAR SEASON | | | | | | | | | | | | | | | | |
|----------------|------|--------------|------------|------------|-----------|--------------|----------|-----------|------------|-----------|----------|-----------|----------|----------|----------|--|
| Year | Team | G/S | Tackles | | | Interception | | | | | Fumbles | | | Yds | | |
| | | | Total | Solo | Asst | Sk | Yds | Int | Yds | Lg | TD | PD | FF | | FR | |
| 2012 | RAMS | 16/3 | 35 | 30 | 5 | 0 | 0 | 2 | 4 | 4 | 0 | 8 | 0 | 0 | 0 | |
| 2013 | RAMS | 16/12 | 66 | 58 | 8 | 0 | 0 | 3 | 36 | 29 | 0 | 7 | 0 | 0 | 0 | |
| 2014 | RAMS | 9/5 | 43 | 36 | 7 | 0 | 0 | 3 | 43 | 0 | 1 | 3 | 0 | 0 | 0 | |
| 2015 | RAMS | 8/7 | 38 | 34 | 4 | 0 | 0 | 3 | 44 | 29 | 0 | 6 | 0 | 1 | 0 | |
| TOTAL | | 49/27 | 182 | 158 | 24 | 0 | 0 | 11 | 127 | 29 | 0 | 24 | 0 | 1 | 0 | |

ADDITIONAL CAREER STATISTICS: Special Teams Tackles: 2012 (3).

SINGLE GAME HIGHS
 Total Tackles – 9, two times, last at Arizona (10/4/15)
 Solo Tackles – 9, at Arizona (12/8/13)
 Interceptions – 2, vs. Oakland (11/30/14)
 Passes Defensed – 3, at Tampa Bay (12/23/12)

TRUMAINE JOHNSON GAME-BY-GAME STATISTICS

2015 ST. LOUIS RAMS

| Game | W/L | P/S | T | S | A | Sk | Yds | Int | Yds | Lg | TD | PD | FF | FR | Yds |
|--------------|------------|------------|-----------|-----------|----------|------------|------------|----------|-----------|-----------|----------|----------|----------|----------|----------|
| SEA 9/13 | W | 1/1 | 4 | 3 | 1 | 0.0 | 0.0 | 1 | 15 | 15 | 0 | 0 | 0 | 0 | 0 |
| @WSH 9/20 | L | 1/0 | 1 | 1 | 0 | 0.0 | 0.0 | 0 | 0 | 0 | 0 | 1 | 0 | 0 | 0 |
| PIT 9/27 | L | 1/1 | 4 | 4 | 0 | 0.0 | 0.0 | 0 | 0 | 0 | 0 | 1 | 0 | 0 | 0v |
| @ARI 10/4 | W | 1/1 | 9 | 8 | 1 | 0.0 | 0.0 | 0 | 0 | 0 | 2 | 0 | 0 | 1 | 0 |
| @GB 10/11 | L | 1/1 | 4 | 4 | 0 | 0.0 | 0.0 | 1 | 29 | 0 | 0 | 0 | 0 | 0 | 0 |
| CLE 10/25 | W | 1/1 | 8 | 7 | 1 | 0.0 | 0.0 | 0 | 0 | 0 | 0 | 0 | 0 | 0 | 0 |
| SF 11/1 | W | 1/1 | 5 | 4 | 1 | 0.0 | 0.0 | 0 | 0 | 0 | 0 | 1 | 0 | 0 | 0 |
| @MIN 11/8 | L | 1/1 | 3 | 3 | 0 | 0.0 | 0.0 | 1 | 0 | 0 | 0 | 1 | 0 | 0 | 0 |
| CHI 11/15 | 0/0 | 0/0 | 0 | 0 | 0 | 0.0 | 0.0 | 0 | 0 | 0 | 0 | 0 | 0 | 0 | 0 |
| @BAL 11/22 | 0/0 | 0/0 | 0 | 0 | 0 | 0.0 | 0.0 | 0 | 0 | 0 | 0 | 0 | 0 | 0 | 0 |
| @CIN 11/29 | 0/0 | 0/0 | 0 | 0 | 0 | 0.0 | 0.0 | 0 | 0 | 0 | 0 | 0 | 0 | 0 | 0 |
| ARI 12/6 | 0/0 | 0/0 | 0 | 0 | 0 | 0.0 | 0.0 | 0 | 0 | 0 | 0 | 0 | 0 | 0 | 0 |
| DET 12/13 | 0/0 | 0/0 | 0 | 0 | 0 | 0.0 | 0.0 | 0 | 0 | 0 | 0 | 0 | 0 | 0 | 0 |
| TB 12/17 | 0/0 | 0/0 | 0 | 0 | 0 | 0.0 | 0.0 | 0 | 0 | 0 | 0 | 0 | 0 | 0 | 0 |
| @SEA 12/27 | 0/0 | 0/0 | 0 | 0 | 0 | 0.0 | 0.0 | 0 | 0 | 0 | 0 | 0 | 0 | 0 | 0 |
| @SF 1/3 | 0/0 | 0/0 | 0 | 0 | 0 | 0.0 | 0.0 | 0 | 0 | 0 | 0 | 0 | 0 | 0 | 0 |
| TOTAL | 4-4 | 8/7 | 38 | 34 | 4 | 0.0 | 0.0 | 3 | 44 | 29 | 0 | 6 | 0 | 1 | 0 |

2014 ST. LOUIS RAMS

| Game | W/L | P/S | T | S | A | Sk | Yds | Int | Yds | Lg | TD | PD | FF | FR | Yds |
|--------------|------------|------------|-----------|-----------|----------|------------|------------|----------|-----------|----------|----------|----------|----------|----------|----------|
| MIN 9/7 | L | | | | | | | | | | | | | Inactive | |
| @TB 9/14 | W | | | | | | | | | | | | | Inactive | |
| DAL 9/21 | L | | | | | | | | | | | | | Inactive | |
| PHI 10/5 | L | | | | | | | | | | | | | Inactive | |
| SF 10/13 | L | | | | | | | | | | | | | Inactive | |
| SEA 10/19 | W | | | | | | | | | | | | | Inactive | |
| @KC 10/26 | L | | | | | | | | | | | | | Inactive | |
| @SF 11/2 | W | 1/0 | 3 | 3 | 0 | 0.0 | 0.0 | 0 | 0 | 0 | 0 | 0 | 0 | 0 | 0 |
| @ARI 11/9 | L | 1/1 | 5 | 3 | 2 | 0.0 | 0.0 | 0 | 0 | 0 | 0 | 0 | 0 | 0 | 0 |
| DEN 11/16 | W | 1/1 | 2 | 2 | 0 | 0.0 | 0.0 | 1 | 0 | 0 | 0 | 0 | 1 | 0 | 0 |
| @SD 11/23 | L | 1/1 | 6 | 5 | 1 | 0.0 | 0.0 | 0 | 0 | 0 | 0 | 0 | 0 | 0 | 0 |
| OAK 11/30 | W | 1/1 | 5 | 5 | 0 | 0.0 | 0.0 | 2 | 43 | 0 | 0 | 0 | 0 | 0 | 0 |
| @WAS 12/7 | W | 1/1 | 8 | 8 | 3 | 0.0 | 0.0 | 0 | 0 | 0 | 0 | 1 | 0 | 0 | 0 |
| ARI 12/11 | L | 1/1 | 4 | 1 | 0 | 0.0 | 0.0 | 0 | 0 | 0 | 0 | 0 | 1 | 0 | 0 |
| NYG 12/21 | L | 1/0 | 5 | 4 | 0 | 0.0 | 0.0 | 0 | 0 | 0 | 0 | 0 | 0 | 0 | 0 |
| @SEA 12/28 | L | 1/1 | 4 | 4 | 0 | 0.0 | 0.0 | 0 | 0 | 0 | 0 | 0 | 0 | 0 | 0 |
| TOTAL | 6-9 | 8/4 | 43 | 36 | 7 | 0.0 | 0.0 | 3 | 43 | 0 | 0 | 3 | 0 | 0 | 0 |

2013 ST. LOUIS RAMS

| Game | W/L | P/S | T | S | A | Sk | Yds | Int | Yds | Lg | TD | PD | FF | FR | Yds |
|--------------|------------|--------------|-----------|-----------|----------|----------|----------|----------|-----------|-----------|----------|----------|----------|----------|----------|
| ARI 9/8 | W | 1/0 | 4 | 4 | 0 | 0.0 | 0 | 1 | 29 | 29 | 0 | 1 | 0 | 0 | 0 |
| @ATL 9/15 | L | 1/0 | 0 | 0 | 0 | 0.0 | 0 | 0 | 0 | 0 | 0 | 0 | 0 | 0 | 0 |
| @DAL 9/22 | L | 1/1 | 1 | 1 | 0 | 0.0 | 0 | 0 | 0 | 0 | 0 | 0 | 0 | 0 | 0 |
| SF 9/26 | L | 1/0 | 0 | 0 | 0 | 0.0 | 0 | 0 | 0 | 0 | 0 | 0 | 0 | 0 | 0 |
| JAC 10/6 | W | 1/1 | 5 | 3 | 2 | 0.0 | 0 | 0 | 0 | 0 | 1 | 0 | 0 | 0 | 0 |
| @HOU 10/13 | W | 1/1 | 8 | 6 | 2 | 0.0 | 0 | 0 | 0 | 0 | 1 | 0 | 0 | 0 | 0 |
| @CAR 10/20 | L | 1/1 | 9 | 8 | 1 | 0.0 | 0 | 0 | 0 | 0 | 0 | 0 | 0 | 0 | 0 |
| SEA 10/28 | L | 1/1 | 2 | 2 | 0 | 0.0 | 0 | 0 | 0 | 0 | 0 | 0 | 0 | 0 | 0 |
| TEN 11/3 | L | 1/0 | 2 | 2 | 0 | 0.0 | 0 | 0 | 0 | 0 | 0 | 0 | 0 | 0 | 0 |
| @IND 11/10 | W | 1/1 | 5 | 4 | 1 | 0.0 | 0 | 1 | 0 | 0 | 0 | 1 | 0 | 0 | 0 |
| CHI 11/24 | W | 1/1 | 4 | 4 | 0 | 0.0 | 0 | 0 | 0 | 0 | 0 | 0 | 0 | 0 | 0 |
| @SF 12/1 | L | 1/1 | 3 | 3 | 0 | 0.0 | 0 | 0 | 0 | 0 | 1 | 0 | 0 | 0 | 0 |
| @ARI 12/8 | L | 1/1 | 9 | 9 | 0 | 0.0 | 0 | 0 | 0 | 0 | 1 | 0 | 0 | 0 | 0 |
| NO 12/15 | W | 1/1 | 5 | 5 | 0 | 0.0 | 0 | 1 | 7 | 7 | 0 | 0 | 0 | 0 | 0 |
| TB 12/22 | W | 1/1 | 2 | 1 | 1 | 0.0 | 0 | 0 | 0 | 0 | 1 | 0 | 0 | 0 | 0 |
| @SEA 12/29 | L | 1/1 | 7 | 6 | 1 | 0.0 | 0 | 0 | 0 | 0 | 0 | 0 | 0 | 0 | 0 |
| TOTAL | 7-9 | 16/12 | 66 | 58 | 8 | 0 | 0 | 3 | 36 | 29 | 0 | 7 | 0 | 0 | 0 |

2012 ST. LOUIS RAMS

| Game | W/L | P/S | T | S | A | Sk | Yds | Int | Yds | Lg | TD | PD | FF | FR | Yds |
|--------------|------------|---------------|-----------|-----------|----------|----------|----------|----------|----------|----------|----------|----------|----------|----------|----------|
| @DET 9/9 | L | 1/0 | 0 | 0 | 0 | 0.0 | 0 | 0 | 0 | 0 | 0 | 0 | 0 | 0 | 0 |
| WAS 9/16 | W | 1/0 | 0 | 0 | 0 | 0.0 | 0 | 0 | 0 | 0 | 0 | 0 | 0 | 0 | 0 |
| @CHI 9/23 | L | 1/0 | 0 | 0 | 0 | 0.0 | 0 | 0 | 0 | 0 | 0 | 0 | 0 | 0 | 0 |
| SEA 9/30 | W | 1/0 | 0 | 0 | 0 | 0.0 | 0 | 1 | 4 | 0 | 0 | 1 | 0 | 0 | 0 |
| ARI 10/4 | W | 1/0 | 4 | 4 | 0 | 0.0 | 0 | 0 | 0 | 0 | 0 | 0 | 0 | 0 | 0 |
| @MIA 10/14 | L | 1/0 | 0 | 0 | 0 | 0.0 | 0 | 0 | 0 | 0 | 0 | 0 | 0 | 0 | 0 |
| GB 10/21 | L | 1/0 | 0 | 0 | 0 | 0.0 | 0 | 0 | 0 | 0 | 0 | 1 | 0 | 0 | 0 |
| NE 10/28 | L | 1/0 | 0 | 0 | 0 | 0.0 | 0 | 0 | 0 | 0 | 0 | 1 | 0 | 0 | 0 |
| @SF 11/11 | T | 1/1 | 5 | 4 | 1 | 0.0 | 0 | 0 | 0 | 0 | 0 | 0 | 0 | 0 | 0 |
| NYJ 11/18 | L | 1/0 | 3 | 3 | 0 | 0.0 | 0 | 0 | 0 | 0 | 0 | 0 | 0 | 0 | 0 |
| @ARI 11/25 | W | 1/0 | 3 | 3 | 0 | 0.0 | 0 | 0 | 0 | 0 | 0 | 0 | 0 | 0 | 0 |
| SF 12/2 | W | 1/0 | 1 | 1 | 0 | 0.0 | 0 | 0 | 0 | 0 | 0 | 0 | 0 | 0 | 0 |
| @BUF 12/9 | W | 1/0 | 4 | 4 | 0 | 0.0 | 0 | 0 | 0 | 0 | 0 | 0 | 0 | 0 | 0 |
| MIN 12/16 | L | 1/0 | 3 | 2 | 1 | 0.0 | 0 | 0 | 0 | 0 | 0 | 1 | 0 | 0 | 0 |
| @TB 12/23 | W | 1/1 | 4 | 3 | 1 | 0.0 | 0 | 1 | 0 | 0 | 0 | 3 | 0 | 0 | 0 |
| @SEA 12/30 | L | 1/1 | 8 | 6 | 2 | 0.0 | 0 | 0 | 0 | 0 | 0 | 1 | 0 | 0 | 0 |
| TOTAL | 7-8 | 11/6/3 | 35 | 30 | 5 | 0 | 0 | 2 | 4 | 0 | 0 | 8 | 0 | 0 | 0 |



20 | LAMARCUS JOYNER

| | |
|-------------|-----------------------|
| Position: | Defensive Back |
| Ht./Wt.: | 5-8/184 |
| Birth Date: | 11/27/90 |
| College: | Florida State |
| Hometown: | Fort Lauderdale, Fla. |
| Experience: | 2nd year (2nd Rams) |
| Acquired: | D2-2014 |

Career GP/GS (Playoffs): 18/3 (0/0)



TRANSACTIONS: Selected by the Rams in the second round (41st overall) of the 2014 NFL Draft (5/9/14).

PRO: Has seen action in 18 games...tallied 54 tackles (38 solo) with three passes defended and 2.0 sacks for 16 yards.

2015 SEASON: Week 9 at Minnesota (11/8): Saw action on defense...notched three tackles (one solo)...**Week 8 vs. San Francisco (11/1):** Saw action on defense...notched five tackles (four solo)...**Week 7 vs. Cleveland (10/25):** Saw action on defense...recorded seven tackles (six solo) and two passes defended...**Week 5 at Green Bay (10/11):** Started at defensive back...registered a season-high eight solo tackles and recovered one fumble...**Week 4 at Arizona (10/4):** Saw action on defense...sacked QB Carson Palmer...also recorded six tackles (five solo)...**Week 3 vs. Pittsburgh (9/27):** Started on defense...made six solo tackles...**Week 2 at Washington (9/20):** Saw action on defense...registered four solo tackles...**Week 1 vs. Seattle (9/13):** Saw action on defense...sacked QB Russell Wilson for a 10-yard loss...marked his second career sack...also recorded six tackles (five solo).

2014 SEASON: Saw action in 10 games...tallied 48 tackles (33 solo) had three passes defended and a 1.0 sack for six yards...**vs. Minnesota (9/7):** Made his NFL debut...tallied two solo tackles...added one special teams tackle...**at Philadelphia (10/5):** Recorded eight tackles (five solo)...registered two passes defended...**vs. Seattle (10/19):** Saw action at cornerback...registered nine tackles (six solo)...added three assists...**at Kansas City (10/26):** Saw action at cornerback...recorded a single-game high 11 tackles (10 solo)...**at San Francisco (11/2):** Saw action at cornerback...garnered seven tackles (three solo)...had one quarterback pressure and one pass defended...**at Seattle (12/28):** Started at cornerback...notched four tackles (three solo)...registered a 1.0 sack for six yards, first of his first career.

COLLEGE: Started 40-of-55 games at Florida State – 13 at free safety, 14 at strong safety and 13 at cornerback...recorded 197 tackles (128 solos) with 6.5 sacks for minus 57 yards and 10.5 stops for losses of 71 yards...credited with three quarterback pressures and three forced fumbles...deflected 15 passes and intercepted eight others for 80 yards in returns...ranks second in school history with an average of 24.23 yards on 52 kickoff returns for 1,260 yards, topped by only Greg Reid (24.65-yard average; 63 for 1,553; 2009-11)...his average of 30.54 yards per kickoff return in 2011 broke the previous FSU season record of 30.09 yards by Michael Ray Garvin (22 for 622; 2008)...the unanimous All-American was a finalist for the Bronko Nagurski Award and Jim Thorpe Award in 2013...finished second in the voting for the Ultimate Herbie Award, given by ESPN's Kirk Herbstreit for college football's top performances...the first Seminole defensive back to be named a consensus first-team All-American since 2000 and is just the seventh defensive back in FSU history to garner consensus first team All-American honors joining players like Deion Sanders, LeRoy Butler and Terrell Buckley...the All-Atlantic Coast Conference first-team selection started 13 games at cornerback in 2013...ranked second on the team with a career-high 69 tackles, as he led the league's defensive backs with 5.5 sacks for minus 54 yards and seven stops for losses totaling 57 yards...finished fourth in the league with three forced fumbles and was credited with three quarterback pressures...had four pass deflections, along with a pair of interceptions for 20 yards in returns...added 110 yards on five kickoff returns (22.0 avg)...was the unquestioned leader on the nation's top-ranked pass defense...started all 14 games at strong safety in 2012, helping Florida State's defense lead the nation in yards allowed per play (3.86), rank second nationally in total defense (254.14 ypg)...garnered All-ACC second-team honors in 2011, after he took over free safety duties, starting all 13 games...named the most improved player on defense and a winner of the Bob Crenshaw Award at the team's annual banquet...recognized for his work in the classroom with one of eight sophomore academic awards and at the annual team banquet...a true freshman boundary cornerback in 2010, played in all 14 games and finished with 23 tackles (18 solos), two pass break-ups and one interception.

PERSONAL: Attended Southwest Miami (Fla.) High School, where he played three seasons on the varsity at linebacker and defensive back as well as wide receiver and kick returner...as a sophomore, he had more than 100 tackles and accounted for more than 1,000 yards on offense...In his junior year, he recorded 112 tackles, four sacks and an interception...that season, Joyner also scored five touchdowns on special teams - four via kickoffs and one on a punt return...Offensively, he had 17 receptions for 482 yards and seven touch-downs...Decided to transfer to St. Thomas Aquinas High School in Fort Lauderdale, Florida, a private school and football powerhouse coached by George Smith...for his senior season, contributed as a shut-down cornerback, recording only 14 tackles (12 solos) as opponents stayed away from his side of the field...also starred on special teams, as he averaged 39.6 yards per return and managed to return three kickoffs for scores...on offense, he recorded 1,090 all-purpose yards on just 79 touches, scoring four rushing and four receiving touchdowns...Earned the National Defensive Player of the Year award by USA Today, becoming the fourth USA Today National Defensive Player of the Year to sign with Florida State, joining Derrick Brooks, David Warren and Antonio Cromartie...regarded as a five-star recruit by Rivals.com, and ranked as the best cornerback prospect in his class...a Business major...born in Miami, Florida...participated in numerous community events, including Coach Fisher & Friends Celebrity Softball game, 6th Annual Playground Build at Marygrove, St. Louis Rams Training Academy Youth Camp, United Way Kickoff for Charity Luncheon and the All-Community Team Ticket program.

LAMARCUS JOYNER NFL STATISTICS

REGULAR SEASON

| Year | Team | G/S | Tackles | | | | Interceptions | | | | Fumbles | | | | |
|-------|------|------|---------|------|------|-----|---------------|-----|-----|----|---------|----|----|----|-----|
| | | | Total | Solo | Asst | Sk | Yds | Int | Yds | Lg | TD | PD | FF | FR | Yds |
| 2014 | RAMS | 10/1 | 48 | 33 | 15 | 1.0 | 6.0 | 0 | 0 | 0 | 0 | 3 | 0 | 0 | 0 |
| 2015 | RAMS | 8/2 | 45 | 39 | 6 | 2.0 | 11.0 | 0 | 0 | 0 | 0 | 2 | 0 | 1 | 0 |
| Total | | 18/3 | 93 | 73 | 21 | 3.0 | 17.0 | 0 | 0 | 0 | 0 | 5 | 0 | 1 | 0 |

ADDITIONAL CAREER STATISTICS: Special teams tackles: RAMS 2014 (3).

SINGLE GAME HIGHS

Total Tackles – 11, at Kansas City (10/26/14)

Solo Tackles – 10, at Kansas City (10/26/14)

LAMARCUS JOYNER GAME-BY-GAME STATISTICS

2015 ST. LOUIS RAMS

| Game | W/L | P/S | T | S | A | Sk | Yds | Int | Yds | Lg | TD | PD | FF | FR | Yds |
|------------|-----|-----|----|----|---|-----|------|-----|-----|----|----|----|----|----|-----|
| SEA 9/13 | W | 1/0 | 6 | 5 | 1 | 1.0 | 10.0 | 0 | 0 | 0 | 0 | 0 | 0 | 0 | 0 |
| @WSH 9/20 | L | 1/0 | 4 | 4 | 0 | 0.0 | 0.0 | 0 | 0 | 0 | 0 | 0 | 0 | 0 | 0 |
| PIT 9/27 | L | 1/1 | 6 | 6 | 0 | 0.0 | 0.0 | 0 | 0 | 0 | 0 | 0 | 0 | 0 | 0v |
| @ARI 10/4 | W | 1/0 | 6 | 5 | 1 | 1.0 | 1.0 | 0 | 0 | 0 | 0 | 0 | 0 | 0 | 0 |
| @GB 10/11 | L | 1/1 | 8 | 8 | 0 | 0.0 | 0.0 | 0 | 0 | 0 | 0 | 0 | 1 | 0 | 0 |
| CLE 10/25 | W | 1/1 | 7 | 6 | 1 | 0.0 | 0.0 | 0 | 0 | 0 | 2 | 0 | 0 | 0 | 0 |
| SF 11/1 | W | 1/0 | 5 | 4 | 1 | 0.0 | 0.0 | 0 | 0 | 0 | 0 | 0 | 0 | 0 | 0 |
| @MIN 11/8 | L | 1/0 | 3 | 1 | 2 | 0.0 | 0.0 | 0 | 0 | 0 | 0 | 0 | 0 | 0 | 0 |
| CHI 11/15 | 0/0 | 0/0 | 0 | 0 | 0 | 0.0 | 0.0 | 0 | 0 | 0 | 0 | 0 | 0 | 0 | 0 |
| @BAL 11/22 | 0/0 | 0/0 | 0 | 0 | 0 | 0.0 | 0.0 | 0 | 0 | 0 | 0 | 0 | 0 | 0 | 0 |
| @CIN 11/29 | 0/0 | 0/0 | 0 | 0 | 0 | 0.0 | 0.0 | 0 | 0 | 0 | 0 | 0 | 0 | 0 | 0 |
| ARI 12/6 | 0/0 | 0/0 | 0 | 0 | 0 | 0.0 | 0.0 | 0 | 0 | 0 | 0 | 0 | 0 | 0 | 0 |
| DET 12/13 | 0/0 | 0/0 | 0 | 0 | 0 | 0.0 | 0.0 | 0 | 0 | 0 | 0 | 0 | 0 | 0 | 0 |
| TB 12/17 | 0/0 | 0/0 | 0 | 0 | 0 | 0.0 | 0.0 | 0 | 0 | 0 | 0 | 0 | 0 | 0 | 0 |
| @SEA 12/27 | 0/0 | 0/0 | 0 | 0 | 0 | 0.0 | 0.0 | 0 | 0 | 0 | 0 | 0 | 0 | 0 | 0 |
| @SF 1/3 | 0/0 | 0/0 | 0 | 0 | 0 | 0.0 | 0.0 | 0 | 0 | 0 | 0 | 0 | 0 | 0 | 0 |
| TOTAL | 4-4 | 8/2 | 45 | 39 | 6 | 2.0 | 11.0 | 0 | 0 | 0 | 2 | 0 | 1 | 0 | 0 |

2014 ST. LOUIS RAMS

| Game | W/L | P/S | T | S | A | Sk | Yds | Int | Yds | Lg | TD | PD | FF | FR | Yds |
|------------|------|------|----|----|----|-----|-----|-----|-----|----|----|----|----------|----|-----|
| MIN 9/7 | L | 1/0 | 2 | 2 | 0 | 0.0 | 0.0 | 0 | 0 | 0 | 0 | 0 | 0 | 0 | 0 |
| @TB 9/14 | W | | | | | | | | | | | | Inactive | | |
| DAL 9/21 | L | 1/0 | 4 | 2 | 2 | 0.0 | 0.0 | 0 | 0 | 0 | 0 | 0 | 0 | 0 | 0 |
| PHI 10/5 | L | 1/0 | 8 | 5 | 3 | 0.0 | 0.0 | 0 | 0 | 0 | 0 | 0 | 2 | 0 | 0 |
| SF 10/13 | L | 1/0 | 2 | 1 | 1 | 0.0 | 0.0 | 0 | 0 | 0 | 0 | 0 | 0 | 0 | 0 |
| SEA 10/19 | W | 1/0 | 9 | 6 | 3 | 0.0 | 0.0 | 0 | 0 | 0 | 0 | 0 | 0 | 0 | 0 |
| @KC 10/26 | L | 1/0 | 11 | 10 | 1 | 0.0 | 0.0 | 0 | 0 | 0 | 0 | 0 | 0 | 0 | 0 |
| @SF 11/2 | W | 1/0 | 7 | 3 | 4 | 0.0 | 0.0 | 0 | 0 | 0 | 0 | 1 | 0 | 0 | 0 |
| @ARI 11/9 | L | 1/0 | 0 | 0 | 0 | 0.0 | 0.0 | 0 | 0 | 0 | 0 | 0 | 0 | 0 | 0 |
| DEN 11/16 | W | | | | | | | | | | | | Inactive | | |
| @SD 11/23 | L | | | | | | | | | | | | Inactive | | |
| OAK 11/30 | W | | | | | | | | | | | | Inactive | | |
| @WAS 12/7 | W | | | | | | | | | | | | Inactive | | |
| ARI 12/11 | L | | | | | | | | | | | | Inactive | | |
| NYG 12/21 | L | 1/0 | 1 | 1 | 0 | 0.0 | 0.0 | 0 | 0 | 0 | 0 | 0 | 0 | 0 | 0 |
| @SEA 12/28 | L | 1/1 | 4 | 3 | 1 | 1.0 | 6.0 | 0 | 0 | 0 | 0 | 0 | 0 | 0 | 0 |
| TOTAL | 5-10 | 10/1 | 48 | 33 | 15 | 1.0 | 6.0 | 0 | 0 | 0 | 0 | 3 | 0 | 0 | 0 |



17 | CASE KEENUM

| | |
|--------------------------|---------------------|
| Position: | Quarterback |
| Ht./Wt. | 6-1/205 |
| Birth Date: | 2/17/88 |
| College: | Houston |
| Hometown: | Abilene Texas |
| Experience: | 4th year (2nd Rams) |
| Acquired: | T(HOU)-'15 |
| Career GP/GS (Playoffs): | 10/10 (0/0) |



TRANSACTIONS: Traded to St. Louis (3/11/15) for a seventh round draft pick in 2015...acquired by Houston from the Rams practice squad (12/15/14)...added to the Rams practice squad (10/29/14), after being released (10/28/14)...acquired via waivers (9/1/14) by St. Louis, released by the Houston Texas (8/31/14)...re-signed by Texans (1/14/13).. signed to the Texans practice squad (9/1/12), after being released (8/31/12)...originally signed with Houston (5/14/12).

PRO: Has played in 10 games, starting each one...completed 137 of 253 passes for a total of 1,760 yards and nine touchdown passes along with six interceptions during the 2013 season...threw 105 consecutive passes without an interception, the third-highest streak of consecutive passes without an interception in Texans franchise history...spent entire 2012 season on the Houston practice squad.

2015 SEASON: Week 9 at Minnesota (11/08): Did not play...**Week 8 vs. San Francisco (11/01):** Did not play...**Week 7 vs. Cleveland (10/25):** Did not play...**Week 5 at Green Bay (10/11):** Did not play...**Week 4 at Arizona (10/4):** Did not play...**Week 3 vs. Pittsburgh (9/27):** Did not play...**Week 2 at Washington (9/20):** Did not play...**Week 1 vs. Seattle (9/13):** Did not play.

2014 SEASON: Declared inactive for six contests with the Rams, and did not play in one (at Tampa Bay, 9/14)...acquired by the Houston Texans from the Rams practice squad (12/15)...**vs. Baltimore (12/21):** Started at quarterback...completed 20-of-42 passes for 185...**vs. Jacksonville (12/28):** Started at quarterback...completed 25-of-35 passes for 250 yards and two touchdowns.

2013 SEASON: Played in eight games with eight starts...completed 137 passes for 1,760 yards and nine touchdowns along with six interceptions...inactive first six games of the season...**at Kansas City (10/20):** Made his first career start...completed 15 passes for 271 yards and a touchdown and added 10 yards on three carries...his 271 yards were the most yards by a Texans QB in their first career start...his 10.84 yards-per-attempt average was the third highest in a single game in team history...**vs. Indianapolis (11/3):** Completed 20 passes for 350 yards and three touchdowns...**at Arizona (11/10):** Set a Texans' franchise record for passing attempts in a game without out an interception with 43...completed 22 passes for 201 yards and three touchdowns...**vs. New England (12/1):** Recorded his first career rushing touchdown on a 5-yard run.

2012 SEASON: Spent the entire season on the Houston practice squad.

COLLEGE: Finished his college career as the NCAA all-time leader in total passing yards (19,217) and passing touchdowns (155)...completed 69.4 percent of his passes in his college career at the University of Houston...was a two-time recipient of the Sammy Baugh Trophy (2009 and 2011) which is awarded annually to the nation's top passers...is one of only two players in NCAA history to record multiple 5,000-yard passing seasons....threw for a career-high 599 yards vs. Southern Miss in 2009.

PERSONAL: Attended Wylie High School in Abilene, Texas...passed for 6,783 yards and 48 touchdowns his senior season earning second-team All-State honors...posted a career win/loss record of 31-11 in 42 starts...also lettered in basketball and track.

CASE KEENUM NFL STATISTICS

REGULAR SEASON

| Year | Team | G/S | Passing | | | Yds | Yds/Att | TD | Int | Lg | Sk-Yds | Rtg. |
|--------------|---------|--------------|------------|------------|-------------|--------------|------------|-----------|----------|-----------|---------------|-------------|
| | | | Att. | Cmp | Pct. | | | | | | | |
| 2013 | Houston | 8/8 | 253 | 137 | 54.2 | 1,760 | 7.0 | 9 | 6 | 66 | 19-201 | 78.2 |
| 2014 | Houston | 2/2 | 77 | 45 | 58.4 | 435 | 5.6 | 2 | 2 | 35 | 3-15 | 72.2 |
| 2015 | RAMS | 0/0 | 0 | 0 | 0.0 | 0 | 0.0 | 0 | 0 | 0 | 0-0 | 0.0 |
| Total | | 10/10 | 330 | 182 | 55.2 | 2,195 | 6.7 | 11 | 8 | 66 | 22-216 | 76.8 |

Rushing

| Year | Team | G/S | Att. | Yds. | Avg. | Lg | TD |
|--------------|---------|--------------|-----------|------------|------------|-----------|----------|
| 2013 | Houston | 8/8 | 14 | 72 | 5.1 | 22 | 1 |
| 2014 | Houston | 2/2 | 10 | 35 | 3.5 | 13 | 0 |
| Total | | 10/10 | 24 | 107 | 4.5 | 22 | 1 |

ADDITIONAL CAREER STATISTICS: Fumbles/Lost 6/2 (2013), 1/1 (2014). **Total:** 7/3.

SINGLE GAME HIGHS

Attempts – 43, at Arizona (11/10/13)
 Completions – 25, vs. Jacksonville (12/28/14)
 Yards – 350, vs. Indianapolis (11/3/13)
 Percentage – 71.4, vs. Jacksonville (12/28/14)
 Long - 66, vs. New England (12/1/13)
 Touchdowns – 3, twice, last at Arizona (11/10/13)

Rush – 6, vs. Jacksonville (12/28/14)
 Yards – 26, vs. Indianapolis (11/3/13)
 Long – 22, vs. Indianapolis (11/3/13)
 Touchdowns – 1, vs. New England (12/1/13)

CASE KEENUM GAME-BY-GAME STATISTICS

2015 ST. LOUIS RAMS

| Game | W/L | P/S | Att | Cmp | Pct | Yds | Yds/Att | TD | Int | Lg | Sk-Yds | Rtg |
|---------------|------------|------------|----------|----------|------------|--------------|------------|----------|----------|----------|------------|------------|
| SEA 9/13 | W | | | | | Did not play | | | | | | |
| @WSH 9/20 | L | | | | | Did not play | | | | | | |
| PIT 9/27 | L | | | | | Did not play | | | | | | |
| @ARI 10/4 | W | | | | | Did not play | | | | | | |
| @GB 10/11 | L | | | | | Did not play | | | | | | |
| CLE 10/25 | W | | | | | Did not play | | | | | | |
| SF 11/1 | W | | | | | Did not play | | | | | | |
| @MIN 11/8 | L | | | | | Did not play | | | | | | |
| CHI 11/15 | 0/0 | 0/0 | 0 | 0 | 0.0 | 0 | 0.0 | 0 | 0 | 0 | 0-0 | 0.0 |
| @BAL 11/22 | 0/0 | 0/0 | 0 | 0 | 0.0 | 0 | 0.0 | 0 | 0 | 0 | 0-0 | 0.0 |
| @CIN 11/29 | 0/0 | 0/0 | 0 | 0 | 0.0 | 0 | 0.0 | 0 | 0 | 0 | 0-0 | 0.0 |
| ARI 12/6 | 0/0 | 0/0 | 0 | 0 | 0.0 | 0 | 0.0 | 0 | 0 | 0 | 0-0 | 0.0 |
| DET 12/13 | 0/0 | 0/0 | 0 | 0 | 0.0 | 0 | 0.0 | 0 | 0 | 0 | 0-0 | 0.0 |
| TB 12/17 | 0/0 | 0/0 | 0 | 0 | 0.0 | 0 | 0.0 | 0 | 0 | 0 | 0-0 | 0.0 |
| @SEA 12/27 | 0/0 | 0/0 | 0 | 0 | 0.0 | 0 | 0.0 | 0 | 0 | 0 | 0-0 | 0.0 |
| @SF 1/3 | 0/0 | 0/0 | 0 | 0 | 0.0 | 0 | 0.0 | 0 | 0 | 0 | 0-0 | 0.0 |
| TOTALS | 4-4 | 0/0 | 0 | 0 | 0.0 | 0 | 0.0 | 0 | 0 | 0 | 0-0 | 0.0 |

2014 ST. LOUIS RAMS

| Game | W/L | P/S | Att | Cmp | Pct | Yds | Yds/Att | TD | Int | Lg | Sk-Yds | Rtg |
|---------------|------------|------------|----------|----------|------------|--------------|------------|----------|----------|----------|------------|------------|
| MIN 9/7 | L | | | | | Inactive | | | | | | |
| @TB 9/14 | W | | | | | Did not play | | | | | | |
| DAL 9/21 | L | | | | | Inactive | | | | | | |
| PHL 10/5 | L | | | | | Inactive | | | | | | |
| SF 10/13 | L | | | | | Inactive | | | | | | |
| SEA 10/19 | W | | | | | Inactive | | | | | | |
| @KC 10/26 | L | | | | | Inactive | | | | | | |
| TOTALS | 2-5 | 0/0 | 0 | 0 | 0.0 | 0 | 0.0 | 0 | 0 | 0 | 0-0 | 0.0 |

2014 HOUSTON TEXANS

| Game | W/L | P/S | Att | Cmp | Pct | Yds | Yds/Att | TD | Int | Lg | Sk-Yds | Rtg |
|---------------|------------|------------|-----------|-----------|-------------|------------|------------|----------|----------|-----------|-------------|-------------|
| Bal 12/21 | W | 1/1 | 42 | 20 | 47.6 | 185 | 4.4 | 0 | 1 | 35 | 0-0 | 50.2 |
| JAC 12/28 | W | 1/1 | 35 | 25 | 71.4 | 250 | 7.14 | 2 | 1 | 34 | 3-15 | 98.5 |
| TOTALS | 2-0 | 2/2 | 77 | 45 | 58.4 | 435 | 5.7 | 2 | 2 | 35 | 3-15 | 72.2 |

2013 HOUSTON TEXANS

| Game | W/L | P/S | Att | Cmp | Pct | Yds | Yds/Att | TD | Int | Lg | Sk-Yds | Rtg |
|--------------|-------------|-------------|------------|------------|-------------|--------------|------------|----------|----------|-----------|---------------|-------------|
| @SD 9/9 | W | | | | | Inactive | | | | | | |
| TEN 9/15 | W | | | | | Inactive | | | | | | |
| @BAL 9/22 | L | | | | | Inactive | | | | | | |
| SEA 9/29 | L | | | | | Inactive | | | | | | |
| @SF 10/6 | L | | | | | Inactive | | | | | | |
| STL 10/13 | L | | | | | Inactive | | | | | | |
| @KC 10/20 | L | 1/1 | 25 | 15 | 60.0 | 271 | 10.8 | 1 | 0 | 42 | 5-50 | 110.6 |
| IND 11/3 | L | 1/1 | 34 | 20 | 58.8 | 350 | 10.3 | 3 | 0 | 62 | 1-10 | 123.4 |
| @ARI 11/10 | L | 1/1 | 43 | 22 | 51.2 | 201 | 4.7 | 3 | 0 | 22 | 3-42 | 87.5 |
| OAK 11/17 | L | 1/1 | 24 | 13 | 54.2 | 170 | 7.1 | 1 | 1 | 42 | 2-21 | 73.3 |
| JAC 11/24 | L | 1/1 | 34 | 18 | 52.9 | 169 | 5.0 | 0 | 1 | 37 | 2-28 | 54.7 |
| NE 12/1 | L | 1/1 | 30 | 15 | 60.0 | 272 | 9.1 | 0 | 1 | 66 | 1-8 | 67.6 |
| @JAC 12/5 | L | 1/1 | 29 | 16 | 55.2 | 159 | 5.5 | 1 | 1 | 27 | 1-6 | 68.0 |
| @IND 12/15 | L | 1/1 | 34 | 18 | 52.9 | 168 | 4.9 | 0 | 2 | 39 | 4-36 | 42.3 |
| DEN 12/22 | L | | | | | Inactive | | | | | | |
| @TEN 12/29 | L | | | | | Inactive | | | | | | |
| TOTAL | 2-14 | 18/8 | 253 | 137 | 54.2 | 1,760 | 7.0 | 9 | 6 | 66 | 19-201 | 78.2 |



88 | LANCE KENDRICKS

| | |
|--------------------------|---------------------|
| Position: | Tight End |
| Ht./Wt. | 6-3/250 |
| Birth Date: | 1/30/88 |
| College: | Wisconsin |
| Hometown: | Milwaukee, Wisc. |
| Experience: | 5th year (5th Rams) |
| Acquired: | D2-2011 (47th) |
| Career GP/GS (Playoffs): | 69/56 (0/0) |



TRANSACTIONS: Signed contract extension with St. Louis (3/11/15)...drafted in the second round (47th overall) in the 2011 NFL Draft by the St. Louis Rams.

PRO: Fifth-year pro has played in 69 games with 56 starts...recorded 140 career catches for 1,505 yards and 14 touchdowns in first five seasons...tallied five touchdowns in 2014, a single season career-high...set new career highs in catches (42) and receiving yards (519) in 2012.

2015 SEASON: Week 9 at Minnesota (11/08): Started at tight end...tallied two catches for 25 yards...**Week 8 vs. San Francisco (11/01):** Saw action on offense...recorded two receptions for seven yards...**Week 7 vs. Cleveland (10/25):** Declared inactive...**Week 5 at Green Bay (10/11):** Started at tight end...notched two receptions for 16 yards...**Week 4 at Arizona (10/4):** Saw action on offense...**Week 3 vs. Pittsburgh (9/27):** Started at tight end...recorded two catches for 12 yards, averaging 6.0-yards per catch...**Week 2 at Washington (9/20):** Started at tight end...caught one pass for 15 yards...**Week 1 vs. Seattle (9/13):** Started at tight end...caught two passes for 42 yards and a touchdown...the touchdown came on a 37-yard touchdown reception from QB Nick Foles with 0:53 seconds left in regulation play to tie the game and send it into overtime, which then resulted in a Rams, 34-31, victory.

2014 SEASON: Played in 16 games, started 14...hauled in a single-season high five touchdowns...caught 27 passes for 259 yards...**vs. Dallas (9/21):** Started at tight end...registered six receptions, a new personal single-game high, for 29 yards and his first touchdown of the season...**at Philadelphia (10/5):** Started at tight end...hauled in a 22-yard reception from QB Austin Davis...marked his longest reception since he tallied an 80 yard touchdown pass at Tampa Bay (12/23/12)...**vs. San Francisco (10/13):** Started at tight end...hauled in a 22-yard touchdown pass from Davis...marked his second score of the season, 10th career...**vs. Seattle (10/19):** Started at tight end...connected with Davis for a 4-yard touchdown reception, his third touchdown of the season...**at Kansas City (10/26):** Started at tight end...notched his fourth touchdown of the season...posted a touchdown in three consecutive games...**vs. New York Giants (12/21):** Started at tight end...connected with QB Shaun Hill in the endzone on a 23-yard pass...marked his fifth touchdown of the season.

2013 SEASON: Played in 15 games with 13 starts...hauled in 32 receptions for 258 yards and four touchdowns...Ed Block Courage Award recipient...**at Dallas (9/22):** Started at tight end...hauled in a career-high five receptions for 36 yards...**vs. San Francisco (9/26):** Started at tight end...caught his first touchdown pass of the season (fifth of his career) on a 6-yard pass from QB Sam Bradford...**vs. Jacksonville (10/6):** Started at tight end...caught his second touchdown pass of the season (sixth career) on a 16-yard pass from QB Sam Bradford...finished with four receptions for 37 yards...**at Houston (10/13):** Started at tight end...caught his third touchdown pass of the season (seventh career) on a 2-yard pass from QB Sam Bradford...**vs. New Orleans (12/15):** Started at tight end...caught a 4-yard touchdown pass for his fourth touchdown of the season and eighth of his career...tied a career high for touchdowns in a single season...**at Seattle (12/29):** Started at tight end...led the team with 54 yards receiving on five catches, including one for a season-long of 21 yards.

2012 SEASON: Tied for third among Rams with 42 receptions...set new career highs in catches (42) and receiving yards (519)...hauled in four touchdown passes...**vs. Arizona (10/4):** Caught a seven-yard touchdown pass, the first touchdown of his career...**at Miami (10/14):** Recorded season highs in catches (four) and receiving yards (40)...**vs. New England (10/28):** Tied for the team lead in receptions with four for 32 yards...**at San Francisco (11/11):** Caught three passes for a season-high 48 yards...**at Arizona (11/25):** Caught a 37-yard touchdown pass, the second-longest reception of his career...**vs. Minnesota (12/16):** Caught three passes for 35 yards and his third touchdown of the season...**at Tampa Bay (12/23):** Caught four passes for 119 yards and a touchdown...marked his first career 100-yard receiving game...recorded a career-long 80-yard reception for a touchdown...it was the longest reception in franchise history for a tight end.

2011 SEASON: Played in 15 games, registered 10 starts...caught 28 passes for 352 yards...**vs. Philadelphia (9/11):** Earned first career start in his NFL debut against the Eagles...caught one pass for 18 yards...**vs. Washington (10/2):** Started at tight end...tallied four catches for 33 yards...**at Green Bay (10/16):** Set a new career long with a 45-yard reception in the first quarter...totaled 71 yards, also a new career-high, on four receptions.

COLLEGE: Started 17 of 30 games at Wisconsin, catching 62 passes for 914 yards (14.7 yards per catch) and six touchdowns...added 98 yards on eight carries (12.3 yards per carry)...moved into 25th on the school's career-record list with 914 receiving yards, topping Paul Hubbard (909 yards, 2004-07)...registered 53 first down receptions...43 catches gained at least 10 yards, including 17 for 20 yards or longer...made 18 receptions inside the red zone,...became the first Badger to receive Mackey Award National Tight End Player of the Week honors in consecutive games (vs. Arizona State and Austin Peay in 2010)... became

the first Wisconsin tight end to record consecutive 100-yard receiving performances (131 vs. Arizona State and 103 vs. Austin Peay in 2010) since Travis Beckum first accomplished that feat in 2007 vs. Michigan State (132) and Illinois (161)...gained at least 100 yards receiving in a game three times during his career...became just the third player in school history to total over 100 yards receiving in a bowl game, as he generated 128 yards vs. Miami in the 2009 Champs Sports Bowl...seven catches in the 2009 Champs Sports Bowl rank second to Pat Richter's eleven receptions in the 1963 Rose Bowl in the UW post-season record book...131 receiving yards vs. Arizona State in 2010 rank as the eighth-best game performance by a Wisconsin tight end (fourth-best in a regular season contest) and were the most by a player at his position since Beckum gained 160 yards vs. Illinois (10/06/2007).

PERSONAL: Attended Rufus King (Milwaukee, Wis.) High School...rated the second best overall prospect in the state by Rivals.com during his senior year...received a four-star prospect rating from that recruiting service, which also placed him 30th among the nation's receivers...rated as the nation's 12th best receiver by Scout.com, as the Prep Star All-American "Dream Team" selection was named to the ESPN Top 150 squad...added Super Prep All-American honors, as that service rated him the 12th-best overall prospect in the Midwest and the 14th-best receiver in the nation...placed 19th on the Detroit Free Press All-Midwest team, adding All-State honors as a senior and All-City accolades in each of his final two seasons...as junior and senior, chosen the Generals' Most Valuable Player and served as the squad's captain during his final campaign...also garnered All-Milwaukee City League recognition...recorded 102 receptions for 1,905 yards during his four-year football career...made 35 catches for 735 yards and 12 touchdowns while picking up 157 yards on 22 carries to lead his team to a 6-4 record and second place finish in the Milwaukee City League as a junior in 2004...had six interceptions as a defensive back during his junior campaign...generals matched that record again in 2005, as their team captain produced 42 receptions for 640 yards and 10 touchdowns in 2005...lettered four times in track, capturing the AUU championship in the triple jump in each of his four seasons...finished second in that event at the 2005 state championships after placing third the previous year...also competed for the school's basketball team one season and graduated with a 3.1 grade point average...economics major...son of Linda and Leon Kendricks...participated in numerous community events, including Coach Fisher's Celebrity Softball Game and the All-Community Team Ticket program - The Elite Eights.

LANCE KENDRICKS NFL STATISTICS

REGULAR SEASON

| Year | Team | G/S | Receiving | | | Rushing | | | | | | |
|--------------|------|--------------|------------|--------------|-------------|------------|-----------|----------|-----------|-----------|-----------|----------|
| | | | No | Yds | Avg | Lg | TD | Att | Yds | Avg | Lg | TD |
| 2011 | RAMS | 15/10 | 28 | 352 | 12.6 | 45 | 0 | 1 | -8 | -8 | -8 | 0 |
| 2012 | RAMS | 16/14 | 42 | 519 | 12.4 | 80t | 4 | 0 | 0 | 0 | 0 | 0 |
| 2013 | RAMS | 15/13 | 32 | 258 | 8.1 | 21 | 4 | 0 | 0 | 0 | 0 | 0 |
| 2014 | RAMS | 16/14 | 27 | 259 | 9.6 | 23t | 5 | 0 | 0 | 0.0 | 0 | 0 |
| 2015 | RAMS | 7/5 | 11 | 117 | 10.6 | 37t | 1 | 0 | 0 | 0.0 | 0 | 0 |
| Total | | 69/56 | 140 | 1,505 | 10.8 | 80t | 14 | 1 | -8 | -8 | -8 | 0 |

ADDITIONAL CAREER STATISTICS: Caught one pass for 19 yards from P Johnny Hekker at San Francisco (11/11/12)...caught a pass from Sam Bradford for a two-point conversion vs. San Francisco (12/2/12).

SINGLE GAME HIGHS:

Receptions- 6, vs. Dallas (9/21/14)
 Reception Yards- 119, at Tampa Bay (12/23/12)
 Touchdowns- 1, many times, last vs. San Francisco (10/13/14)
 Longest Reception- 80t, at Tampa Bay (12/23/12)

LANCE KENDRICKS GAME-BY-GAME STATISTICS

2015 ST. LOUIS RAMS

| Game | W/L | P/S | Receiving | | | Rushing | | | | | | |
|--------------|------------|------------|-----------|------------|-------------|------------|----------|----------|----------|------------|----------|----------|
| | | | No | Yds | Avg | Lg | TD | Att | Yds | Avg | Lg | TD |
| SEA 9/13 | W | 1/1 | 2 | 42 | 21.0 | 37t | 1 | 0 | 0 | 0.0 | 0 | 0 |
| @WSH 9/20 | L | 1/1 | 1 | 15 | 15.0 | 15 | 0 | 0 | 0 | 0.0 | 0 | 0 |
| PIT 9/27 | L | 1/1 | 2 | 12 | 6.0 | 7 | 0 | 0 | 0 | 0.0 | 0 | 0 |
| @ARI 10/4 | W | 1/0 | 0 | 0 | 0.0 | 0 | 0 | 0 | 0 | 0.0 | 0 | 0 |
| @GB 10/11 | L | 1/1 | 2 | 16 | 8.0 | 12 | 0 | 0 | 0 | 0.0 | 0 | 0 |
| CLE 10/25 | W | | | | | Inactive | | | | | | |
| SF 11/1 | W | 1/0 | 2 | 7 | 3.5 | 4 | 0 | 0 | 0 | 0.0 | 0 | 0 |
| @MIN 11/8 | L | 1/1 | 2 | 25 | 12.5 | 20 | 0 | 0 | 0 | 0.0 | 0 | 0 |
| CHI 11/15 | 0/0 | 0/0 | 0 | 0 | 0.0 | 0 | 0 | 0 | 0 | 0.0 | 0 | 0 |
| @BAL 11/22 | 0/0 | 0/0 | 0 | 0 | 0.0 | 0 | 0 | 0 | 0 | 0.0 | 0 | 0 |
| @CIN 11/29 | 0/0 | 0/0 | 0 | 0 | 0.0 | 0 | 0 | 0 | 0 | 0.0 | 0 | 0 |
| ARI 12/6 | 0/0 | 0/0 | 0 | 0 | 0.0 | 0 | 0 | 0 | 0 | 0.0 | 0 | 0 |
| DET 12/13 | 0/0 | 0/0 | 0 | 0 | 0.0 | 0 | 0 | 0 | 0 | 0.0 | 0 | 0 |
| TB 12/17 | 0/0 | 0/0 | 0 | 0 | 0.0 | 0 | 0 | 0 | 0 | 0.0 | 0 | 0 |
| @SEA 12/27 | 0/0 | 0/0 | 0 | 0 | 0.0 | 0 | 0 | 0 | 0 | 0.0 | 0 | 0 |
| @SF 1/3 | 0/0 | 0/0 | 0 | 0 | 0.0 | 0 | 0 | 0 | 0 | 0.0 | 0 | 0 |
| TOTAL | 4-4 | 6/4 | 11 | 117 | 10.6 | 37t | 1 | 0 | 0 | 0.0 | 0 | 0 |

2014 ST. LOUIS RAMS

| Game | W/L | P/S | Receiving | | | Rushing | | | | | | |
|--------------|-------------|--------------|-----------|------------|------------|------------|----------|----------|----------|------------|----------|----------|
| | | | No | Yds | Avg | Lg | TD | Att | Yds | Avg | Lg | TD |
| MIN 9/7 | L | 1/1 | 2 | 12 | 6.0 | 9 | 0 | 0 | 0 | 0.0 | 0 | 0 |
| @TB 9/14 | W | 1/1 | 3 | 25 | 8.3 | 13 | 0 | 0 | 0 | 0.0 | 0 | 0 |
| DAL 9/21 | L | 1/1 | 6 | 29 | 4.8 | 10 | 1 | 0 | 0 | 0.0 | 0 | 0 |
| PHI 10/5 | L | 1/1 | 1 | 22 | 22.0 | 22 | 0 | 0 | 0 | 0.0 | 0 | 0 |
| SF 10/13 | L | 1/1 | 1 | 22 | 22.0 | 22t | 1 | 0 | 0 | 0.0 | 0 | 0 |
| SEA 10/19 | W | 1/1 | 2 | 17 | 8.5 | 13 | 1 | 0 | 0 | 0.0 | 0 | 0 |
| @KC 10/26 | L | 1/1 | 1 | 1 | 1.0 | 1 | 1t | 0 | 0 | 0.0 | 0 | 0 |
| @SF 11/2 | W | 1/1 | 1 | 7 | 7.0 | 7 | 0 | 0 | 0 | 0.0 | 0 | 0 |
| @ARI 11/9 | L | 1/0 | 2 | 30 | 15.0 | 18 | 0 | 0 | 0 | 0.0 | 0 | 0 |
| DEN 11/16 | W | 1/1 | 2 | 5 | 2.5 | 8 | 0 | 0 | 0 | 0.0 | 0 | 0 |
| @SD 11/23 | L | 1/1 | 1 | 16 | 16.0 | 16 | 0 | 0 | 0 | 0.0 | 0 | 0 |
| OAK 11/30 | W | 1/1 | 0 | 0 | 0.0 | 0 | 0 | 0 | 0 | 0.0 | 0 | 0 |
| @WAS 12/7 | W | 1/1 | 1 | 11 | 11.0 | 11 | 0 | 0 | 0 | 0.0 | 0 | 0 |
| ARI 12/11 | L | 1/1 | 1 | 10 | 10.0 | 10 | 0 | 0 | 0 | 0.0 | 0 | 0 |
| NYG 12/21 | L | 1/1 | 2 | 35 | 17.5 | 23t | 1 | 0 | 0 | 0.0 | 0 | 0 |
| @SEA 12/28 | L | 1/0 | 1 | 17 | 17.0 | 0 | 0 | 0 | 0 | 0.0 | 0 | 0 |
| TOTAL | 6-10 | 16/14 | 27 | 259 | 9.6 | 23t | 5 | 0 | 0 | 0.0 | 0 | 0 |

LANCE KENDRICKS GAME-BY-GAME STATISTICS CONTINUED

2013 ST. LOUIS RAMS


| Game | W/L | P/S | Receiving | | | Rushing | | | | | | |
|------------|-----|-------|-----------|-----|------|----------|----|-----|-----|-----|----|----|
| | | | No | Yds | Avg | Lg | TD | Att | Yds | Avg | Lg | TD |
| ARI 9/8 | W | 1/1 | 3 | 25 | 8.3 | 10 | 0 | 0 | 0 | 0.0 | 0 | 0 |
| @ATL 9/15 | L | 1/0 | 2 | 23 | 11.5 | 17 | 0 | 0 | 0 | 0.0 | 0 | 0 |
| @DAL 9/22 | L | 1/1 | 5 | 36 | 7.2 | 18 | 0 | 0 | 0 | 0.0 | 0 | 0 |
| SF 9/26 | L | 1/1 | 1 | 6 | 6.0 | 6t | 1 | 0 | 0 | 0.0 | 0 | 0 |
| JAC 10/6 | W | 1/1 | 4 | 37 | 9.3 | 16t | 1 | 0 | 0 | 0.0 | 0 | 0 |
| @HOU 10/13 | W | 1/1 | 1 | 2 | 2.0 | 2t | 1 | 0 | 0 | 0.0 | 0 | 0 |
| @CAR 10/20 | L | 1/1 | 2 | 7 | 3.5 | 4 | 0 | 0 | 0 | 0.0 | 0 | 0 |
| SEA 10/28 | L | 1/1 | 2 | 23 | 11.5 | 18 | 0 | 0 | 0 | 0.0 | 0 | 0 |
| TEN 11/3 | L | 1/0 | 3 | 13 | 4.3 | 13 | 0 | 0 | 0 | 0.0 | 0 | 0 |
| @IND 11/10 | W | | | | | Inactive | | | | | | |
| CHI 11/24 | W | 1/1 | 0 | 0 | 0.0 | 0 | 0 | 0 | 0 | 0.0 | 0 | 0 |
| @SF 12/1 | L | 1/1 | 0 | 0 | 0.0 | 0 | 0 | 0 | 0 | 0.0 | 0 | 0 |
| @ARI 12/8 | L | 1/1 | 1 | 15 | 15.0 | 15 | 0 | 0 | 0 | 0.0 | 0 | 0 |
| NO 12/15 | W | 1/1 | 2 | 13 | 6.5 | 9 | 1 | 0 | 0 | 0.0 | 0 | 0 |
| TB 12/22 | W | 1/1 | 1 | 4 | 4.0 | 4 | 0 | 0 | 0 | 0.0 | 0 | 0 |
| @SEA 12/29 | L | 1/1 | 5 | 54 | 10.8 | 21 | 0 | 0 | 0 | 0.0 | 0 | 0 |
| TOTAL | 7-9 | 15/13 | 32 | 258 | 8.1 | 21 | 4 | 0 | 0 | 0.0 | 0 | 0 |

2012 ST. LOUIS RAMS

| Game | W/L | P/S | Receiving | | | Rushing | | | | | | |
|------------|-------|-------|-----------|-----|------|---------|----|-----|-----|-----|----|----|
| | | | No | Yds | Avg | Lg | TD | Att | Yds | Avg | Lg | TD |
| @DET 9/9 | L | 1/1 | 2 | 16 | 8.0 | 8 | 0 | 0 | 0 | 0.0 | 0 | 0 |
| WAS 9/16 | W | 1/0 | 2 | 25 | 12.5 | 14 | 0 | 0 | 0 | 0.0 | 0 | 0 |
| @CHI 9/23 | L | 1/0 | 3 | 18 | 6.0 | 8 | 0 | 0 | 0 | 0.0 | 0 | 0 |
| SEA 9/30 | W | 1/1 | 2 | 22 | 11.0 | 26 | 0 | 0 | 0 | 0.0 | 0 | 0 |
| ARI 10/4 | W | 1/1 | 1 | 7 | 7.0 | 7 | 1 | 0 | 0 | 0.0 | 0 | 0 |
| @MIA 10/14 | L | 1/1 | 4 | 40 | 10.0 | 23 | 0 | 0 | 0 | 0.0 | 0 | 0 |
| GB 10/21 | L | 1/1 | 2 | 5 | 2.5 | 5 | 0 | 0 | 0 | 0.0 | 0 | 0 |
| NE 10/28 | L | 1/1 | 4 | 32 | 8.0 | 11 | 0 | 0 | 0 | 0.0 | 0 | 0 |
| @SF 11/11 | T | 1/1 | 3 | 48 | 16.0 | 19 | 0 | 0 | 0 | 0.0 | 0 | 0 |
| NYJ 11/18 | L | 1/1 | 2 | 14 | 7.0 | 7 | 0 | 0 | 0 | 0.0 | 0 | 0 |
| @ARI 11/25 | W | 1/1 | 1 | 37 | 37.0 | 37t | 1 | 0 | 0 | 0.0 | 0 | 0 |
| SF 12/2 | W | 1/1 | 3 | 32 | 10.7 | 20 | 0 | 0 | 0 | 0.0 | 0 | 0 |
| @BUF 12/9 | W | 1/1 | 3 | 36 | 12.0 | 22 | 0 | 0 | 0 | 0.0 | 0 | 0 |
| MIN 12/16 | L | 1/1 | 3 | 35 | 11.7 | 16 | 1 | 0 | 0 | 0.0 | 0 | 0 |
| @TB 12/23 | W | 1/1 | 4 | 119 | 29.8 | 80t | 1 | 0 | 0 | 0.0 | 0 | 0 |
| @SEA 12/30 | L | 1/1 | 3 | 33 | 11.0 | 15 | 0 | 0 | 0 | 0.0 | 0 | 0 |
| TOTAL | 7-8-1 | 16/14 | 42 | 519 | 12.4 | 80t | 4 | 0 | 0 | 0.0 | 0 | 0 |

2011 ST. LOUIS RAMS

| Game | W-L | P/S | Receiving | | | Rushing | | | | | | |
|------------|------|-------|-----------|-----|------|----------|----|-----|-----|------|----|----|
| | | | No | Yds | Avg | Lg | TD | Att | Yds | Avg | Lg | TD |
| PHI 9/11 | L | 1/1 | 1 | 18 | 18.0 | 18 | 0 | 0 | 0 | 0.0 | 0 | 0 |
| @NYG 9/19 | L | 1/1 | 1 | 26 | 26.0 | 26 | 0 | 0 | 0 | 0.0 | 0 | 0 |
| BAL 9/25 | L | 1/1 | 2 | 25 | 12.5 | 13 | 0 | 1 | -8 | -8.0 | -8 | 0 |
| WAS 10/2 | L | 1/1 | 4 | 33 | 8.3 | 11 | 0 | 0 | 0 | 0.0 | 0 | 0 |
| @GB 10/16 | L | 1/0 | 4 | 71 | 17.8 | 45 | 0 | 0 | 0 | 0.0 | 0 | 0 |
| @DAL 10/23 | L | 1/0 | 0 | 0 | 0.0 | 0 | 0 | 0 | 0 | 0.0 | 0 | 0 |
| NO 10/30 | W | 1/0 | 1 | 2 | 2.0 | 2 | 0 | 0 | 0 | 0.0 | 0 | 0 |
| @ARI 11/6 | L | 1/1 | 1 | 7 | 7.0 | 7 | 0 | 0 | 0 | 0.0 | 0 | 0 |
| @CLE 11/13 | W | | | | | Inactive | | | | | | |
| SEA 11/20 | L | 1/0 | 2 | 21 | 10.5 | 13 | 0 | 0 | 0 | 0.0 | 0 | 0 |
| ARI 11/27 | L | 1/1 | 3 | 37 | 12.3 | 24 | 0 | 0 | 0 | 0.0 | 0 | 0 |
| @SF 12/4 | L | 1/1 | 0 | 0 | 0.0 | 0 | 0 | 0 | 0 | 0.0 | 0 | 0 |
| @SEA 12/12 | L | 1/1 | 1 | 26 | 26.0 | 26 | 0 | 0 | 0 | 0.0 | 0 | 0 |
| CIN 12/18 | L | 1/1 | 3 | 19 | 6.3 | 9 | 0 | 0 | 0 | 0.0 | 0 | 0 |
| @PIT 12/24 | L | 1/1 | 2 | 13 | 6.5 | 7 | 0 | 0 | 0 | 0.0 | 0 | 0 |
| SF 1/1/11 | L | 1/1 | 3 | 54 | 18.0 | 22 | 0 | 0 | 0 | 0.0 | 0 | 0 |
| TOTALS | 2-14 | 15/10 | 28 | 352 | 12.6 | 45 | 0 | 1 | -8 | -8.0 | -8 | 0 |



55 | JAMES LAURINAITIS

| | |
|-------------|---------------------|
| Position: | Linebacker |
| Ht./Wt. | 6-2/248 |
| Birth Date: | 12/3/86 |
| College: | Ohio State |
| Hometown: | Plymouth, Minn. |
| Experience: | 7th year (7th Rams) |
| Acquired: | D2-2009 (35th) |

Career GP/GS (Playoffs): 104/104 (0/0)



TRANSACTIONS: Signed contract extension with St. Louis (9/8/12)...selected by St. Louis in the second round (35th overall) of the 2009 NFL Draft (4/25/09).

PRO: Seventh-year linebacker has started every game of his professional career...became the franchise's all-time leading tackler, in place of Merlin Olsen...led his team in tackles in his first four seasons, finished second in 2013 and 2014...registered 100-plus tackle seasons each year...has been solid in defending the pass, logging 15.5 sacks, nine interceptions, and 36 passes defended in his career.

2015 SEASON: Week 9 at Minnesota (11/08): Started at middle linebacker...recorded nine tackles (eight solo)...**Week 8 vs. San Francisco (11/01):** Started at middle linebacker...tackled 49ers RB Mike Davis in the end zone for a safety in the first quarter...recorded five tackles (four solo)...**Week 7 vs. Cleveland (10/25):** Started at middle linebacker...recorded eight tackles (six solo)...**Week 5 at Green Bay (10/11):** Started at middle linebacker...tallied nine tackles (five solo)...picked off a defelcted pass from Packers QB Aaron Rodgers in the first quarter of the game to end Rodgers' perfect streak of 586 pass completions without an interception at Lambeau...**Week 4 at Arizona (10/4):** Started his 100th consecutive game at middle linebacker...recorded five tackles (three solo)...added one forced fumble, 1.0 sack for four yards and three quarterback hurries...**Week 3 vs. Pittsburgh (9/27):** Started at middle linebacker...posted seven tackles (four solo)...with those tackles, he now holds the Rams' all-time career tackle record with 921 tackles...**Week 2 at Washington (9/20):** Started at middle linebacker...notched six tackles (three solo)...he is now one tackle short of tying the Rams' all-time career tackle record of 915 set by Hall of Famer Merlin Olsen in 1976...**Week 1 vs. Seattle (9/13):** Started at middle linebacker...recorded seven tackles (six solo).

ST. LOUIS RAMS ALL-TIME TACKLE LEADERS

| | |
|----------------------------------|-----|
| James Laurinaitis (2009-present) | 957 |
| Merlin Olsen (1962-76) | 915 |
| Jack Reynolds (1970-80) | 897 |
| David (Deacon) Jones (1961-71) | 896 |



2014 SEASON: Finished second on the team in tackles with 168, his second-highest career mark...started all 16 games at middle linebacker...**at Tampa Bay (9/14):** Split the team lead in tackles with S T.J. McDonald, each with nine tackles a piece...added two pressures and one hit on the quarterback...**vs. Dallas (9/21):** Led the team in tackles with 14 (eight solo)...**vs. San Francisco (10/13):** Started at linebacker...recovered a fumble and returned it 17 yards...registered 12 tackles (six solo)...**at Kansas City (10/26):** Split the team lead in tackles with LB Alec Ogletree each with 11 (six solo)...added a quarterback pressure...**at San Francisco (11/2):** Recovered a 49ers QB Colin Kaepernick fumble at the goal line to seal the win...marked his second fumble recovery of the season and seventh career...also tallied a sack on Kaepernick...added 10 tackles (five solo)...**vs. Denver (11/16):** Sacked QB Peyton Manning for a loss of eight yards...marked Manning's 10th sack of the season...made 11 tackles (nine solo)...**at San Diego (11/23):** Led the team in tackles with a season-high 15 (seven solo)...**at Washington (12/7):** Sacked Redskins' QB Colt McCoy for a loss of six yards...also split a sack on McCoy with DE Robert Quinn...registered six tackles (three solo) and one pass defended...**vs. New York Giants (12/21):** Notched 11 tackles (eight solo)...**vs. Arizona (12/11):** Garnered 12 tackles (four solo)...**at Seattle (12/28):** Garnered 11 tackles (six solo) and one quarterback hit.

2013 SEASON: Voted defensive team captain by his teammates...finished the season with 144 tackles (104 solo), a career-high 3.5 sacks, two interceptions, eight passes defended and two fumble recoveries...Carl Ekern Spirit of the Game Award recipient, Rams' team award voted on by his teammates...**at Dallas (9/22):** Tied for a team-high 10 tackles (six solo)...**vs. San Francisco (9/26):** Led the team with a season-high 13 tackles (11 solo)...added one tackle for loss and two passes defended...**vs. Jacksonville (10/6):** Led with a team-high 10 tackles (seven solo), including one tackle for loss...picked off Jaguars QB Blaine Gabbert in the end zone on a fourth-and-goal from St. Louis' own 2-yard line...marks his first interception of the season and the eighth of his career...**at Houston (10/13):** Recorded eight tackles (five solo)...recovered a fumble and returned it 43 yards to set up a K Greg Zuerlein field goal...**at Carolina (10/20):** Tallied a team-high 12 tackles (nine solo), including one tackle for loss...dropped QB Cam Newton for a 13-yard loss and his first sack of the season (10th career)...also finished with one quarterback pressure and one hit on the quarterback...**vs. Tennessee (11/3):** Sacked QB Jake Locker for his second sack of the season and 11th career...recorded a team-high nine tackles (eight solo), including one for loss...**at Indianapolis (11/10):** Picked off Colts QB Andrew Luck for his second interception of the season and ninth career...led the team with nine tackles (five solo)...added one pass defended...**vs. Chicago (11/24):** Recorded 10 tackles (eight solo)...added one pass defended and recovered one fumble that helped set up the second touchdown of the game...also recorded one quarterback hit...**at San Francisco (12/1):** Recorded a season-high 16 tackles (10 solo), including one for loss...eclipsed 100 tackles in a single-season for the fifth consecutive year...**vs. Tampa Bay (12/22):** Started at middle linebacker...recorded seven tackles (four solo)...posted 1.5 sacks for the first multi-sack game of his career...**at Seattle (12/29):** Started at middle linebacker...recorded 10 tackles (six solo).

2012 SEASON: Led Rams with 174 tackles, which established a new career high...also had two interceptions, eight passes defended and one fumble recovery...reached 100 tackles in each of first four NFL seasons...**at Detroit (9/9):** Led the team in

tackles with 15 (seven solo)...**vs. Washington (9/16)**: Started the 50th game of his career...led the team in tackles with 14 (10 solo)...**at Chicago (9/23)**: Led the team in tackles with 14 (nine solo)...**vs. Seattle (9/30)**: Led the team in tackles with 13 (seven solo)...**vs. Arizona (10/4)**: Amassed 11 tackles (nine solo)...recorded his first sack of the season...**vs. Green Bay (10/21)**: Led the team in tackles with 14...tied a career high with 13 solo tackles...**vs. New York Jets (11/18)**: Led the team in tackles with 15 (11 solo)...**at Arizona (11/25)**: Registered 16 tackles, establishing a new career-high with 14 solo...intercepted his first pass of the season and sixth of his career...added one pass defended...**at Buffalo (12/9)**: Recovered his first fumble of the season...added three solo tackles and one pass defended...**at Tampa Bay (12/23)**: Totaled 13 tackles (11 solo)...added his second interception of the season, seventh of his career...tied his career high with two passes defended...**Week 17 at Seattle (12/30)**: Recorded eight tackles (four solo)...finished the season with the team lead in tackles for the fourth consecutive season, recording 174 (132 solo).

2011 SEASON: Led the team in tackles for third consecutive season, bringing in 142 (101 solo)...marks third consecutive season with 100 or more tackles...played a team-high 1,052 snaps...**vs. Philadelphia (9/11)**: Tallied a fumble recovery to extend the Rams' streak of consecutive games with at least one takeaway to seven...collected six tackles (five solo) and two passes defended...**at New York Giants (9/19)**: Led the team in tackles with 11 (seven solo)...**vs. Washington (10/2)**: Notched his fourth career interception when he picked off Rex Grossman...posted five tackles (four solo)...added a pass defended...**vs. New Orleans (10/30)**: Tallied his first sack of the season, sixth career...led the team in tackles with 11 (seven solo)...added two passes defended...helped limit New Orleans to 283 total yards Sunday, the lowest total allowed by the Rams' defense this season...**at Cleveland (11/13)**: Posted 10 tackles (seven solo), splitting the team lead with Justin King...sacked Colt McCoy for an 8-yard loss in the fourth quarter, his second this season, seventh career...also recorded one pass defended...**vs. Seattle (11/20)**: Split the team lead and collected a season-high 12 tackles (10 solo)...**vs. Arizona (11/27)**: Delivered second interception of the season, fifth career when DT Gary Gibson hit QB John Skelton as he was throwing and forced an errant throw...also notched eight tackles (seven solo) and a pass defended...**at San Francisco (12/4)**: Sacked QB Alex Smith for an 8-yard loss, marks his second sack of the season, seventh (7) career...tallied 11 tackles (10 solo)...**at Seattle (12/12)**: Led the team in tackles with 12 (nine solo)...added one pass defended...**at Pittsburgh (12/24)**: Led the team with 13 tackles (nine solo)...**vs. San Francisco (1/1/12)**: Led the team in tackles with 11 (six solo).

2010 SEASON: Led the team in tackles for the second consecutive season after finishing with 129 (90 solo) while starting all 16 games...contributed a career-high 3.0 sacks and added an interception and seven passes defended...**at Oakland (9/19)**: Tied for the team lead in tackles with 10 (eight solo)...recorded his first sack of the season...**vs. Carolina (10/31)**: Intercepted QB Matt Moore's first pass attempt of the game...also sacked Moore later in the game, his second sack of the season...added 10 tackles (eight solo)...**vs. Atlanta (11/21)**: Led the team with a season-high 15 tackles (eight solo)...**vs. Kansas City (12/19)**: Led the team with 12 tackles (eight solo) and added one pass defended...**at Seattle (1/2/2011)**: Recorded 10 tackles (seven solo) and one fumble recovery.

2009 SEASON: Started 16 games at middle linebacker...finished the season leading the team in tackles with 144 (96 solo)...only the second rookie in team history to lead the team in tackles...his 144 tackles are the most by a rookie in Rams' history...led or tied for the team lead in tackles in 7 of 16 contests and recorded double digit tackles in seven games...tallied five tackles for losses on the season, second most on the team...**at Seattle (9/13)**: Made NFL debut...recorded a team-leading 14 tackles (nine solo)...tackle total tied Quinton Culberson's 14 tackles at Arizona (12/30/07) as the most tackles by a rookie since LB Pisa Tinoisamoa registered 18 tackles (11 solo) at Detroit (12/28/03)...added a forced fumble and fumble recovery...**vs. Minnesota (10/11)**: Made first career interception when he snagged a pass by Minnesota QB Brett Favre and returned the ball seven yards to the Minnesota 25-yard line to help set up a Rams' 29-yard field goal by K Josh Brown...finished the game with a team-leading 11 tackles (eight solo)...**at Jacksonville (10/18)**: Recorded an interception in his second consecutive game, returning it for 21 yards...tied for second on the team in tackles, recording 10 tackles (four solo)...added one quarterback pressure and one quarterback hit...**vs. Arizona (11/22)**: Led the team with a career-high 17 tackles (13 solo), the most by a Ram since Pisa Tinoisamoa tallied 18 (11 solo) at Detroit (12/28/03)...also recorded one quarterback pressure...**vs. Seattle (11/29)**: Recorded the first sack of his career when he took down Seattle QB Matt Hasselbeck for a seven-yard loss on the game's first play from scrimmage...registered nine tackles (seven solo)...added two quarterback pressures...**vs. San Francisco (1/3/2010)**: Registered his second sack of the season with an eight-yard takedown of 49ers QB Alex Smith in the first quarter...logged six tackles (four solo)...added a pass defended.

COLLEGE: Started the last 39 of 51 career games at Ohio State...375 career tackles ranks seventh in school history...only the 14th player in school history to record over 300 tackles in his career...led the team in tackles in three seasons (2006-08), becoming only the fourth player in school history to accomplish the feat...two-time team captain (2007-08) and is only the seventh Buckeye to be elected captain twice in a career...earned first-team All-America and All-Big 10 Conference honors as a senior, junior and sophomore...winner of Ronnie Lott Trophy, awarded to college football's defensive impact player of the year...recipient of Lowe's Senior CLASS Award...registered a career-high 130 tackles in senior campaign...ranked second in the Big Ten and 14th nationally with an average of 10.0 tackles per game...as a junior, received Big 10 Defensive Player of the Year...named Academic All-Big 10...recipient of the Butkus Award, given to the nation's top linebacker, joining Andy Katzenmoyer (1997) as the only Buckeyes ever to win the award...named Big 10 Defensive Player of the Week after recording career-high 19 total tackles including 1.0 sack against Wisconsin (11/3/2008)...earned First-team All-America selection by multiple outlets as a sophomore...received first-team All-Big 10 honors and was the recipient of the Nagurski Award, given to the nation's best defensive player...finalist for the Butkus and Bednarik Awards.

PERSONAL: Named Minnesota's "Defensive Mr. Football" as a senior at Plymouth Wayzata (Minn.) High...recorded 193 tackles during senior season, helping his team to the Minnesota Class 5A state championship game...earned All-State and All-Conference honors as a junior...excelled in hockey and was considered a possible second- or third-round pick in the NHL Draft after high school...father was a popular professional wrestler known as "the Animal" of the Legion of Doom...graduated with a

degree in communications...participated in numerous community initiatives including serving as the honorary chair for the Make-A-Wish Celebrity Server dinner, Athletes for Animals, St. Patrick Center Sports Trivia, Love Your Melon at Mercy and the St. Patrick Center Irish Open...is also partnering with Aim High St. Louis, a tuition-free personal and academic enrichment program for motivated middle school students, most of whom come from challenging circumstances or environments.

JAMES LAURINAITIS NFL STATISTICS

| REGULAR SEASON | | | | | | | | | | | | | | | | |
|----------------|------|----------------|------------|------------|------------|-------------|--------------|---------------|-----------|-----------|----------|-----------|----------|----------|-----------|--|
| Year | Team | G/S | Tackles | | Asst | Sk | Yds | Interceptions | | | | Fumbles | | | Yds | |
| | | | Total | Solo | | | | Int | Yds | Lg | TD | PD | FF | FR | | |
| 2009 | RAMS | 16/16 | 144 | 96 | 48 | 2 | 15.0 | 2 | 28 | 21 | 0 | 3 | 1 | 0 | 0 | |
| 2010 | RAMS | 16/16 | 129 | 90 | 39 | 3 | 22.0 | 1 | 4 | 4 | 0 | 7 | 0 | 1 | 0 | |
| 2011 | RAMS | 16/16 | 142 | 101 | 41 | 3 | 24.0 | 2 | 15 | 15 | 0 | 8 | 0 | 1 | 0 | |
| 2012 | RAMS | 16/16 | 174 | 132 | 42 | 0.5 | 3.0 | 2 | 18 | 18 | 0 | 8 | 0 | 1 | 0 | |
| 2013 | RAMS | 16/16 | 144 | 104 | 40 | 3.5 | 26.5 | 2 | 9 | 9 | 0 | 8 | 0 | 2 | 0 | |
| 2014 | RAMS | 16/16 | 168 | 86 | 82 | 3.5 | 24.0 | 0 | 0 | 0 | 0 | 2 | 0 | 2 | 17 | |
| 2015 | RAMS | 8/8 | 56 | 39 | 17 | 1.0 | 4.0 | 1 | 0 | 0 | 0 | 0 | 1 | 0 | 0 | |
| Total | | 104/104 | 957 | 648 | 309 | 16.5 | 118.5 | 10 | 74 | 21 | 0 | 36 | 2 | 7 | 17 | |

ADDITIONAL CAREER STATISTICS: Recorded seven tackles against Pittsburgh to achieve the title of becoming the Rams' all-time tackler with 921 tackles (9/27/15)...picked off a deflected pass from Packers QB Aaron Rodgers to end Rodgers' perfect streak of 586 pass completions without an interception (10/11/15)...tackled 49ers RB Mike Davis in the end zone for a safety (11/01/15).

SINGLE GAME HIGHS
 Total Tackles – 17, vs. Arizona (11/22/09)
 Solo Tackles – 14, at Arizona (11/25/12)
 Sacks – 1.5, two times, last at Washington (12/7/14)
 Interceptions – 1, many times, last at Green Bay (10/11/15)
 Passes Defensed – 2, many times, last vs. San Francisco (9/26/13)

JAMES LAURINAITIS GAME-BY-GAME STATISTICS CONTINUED

| 2015 ST. LOUIS RAMS | | | | | | | | | | | | | | | | |
|---------------------|------------|------------|-----------|-----------|-----------|----------|------------|----------|----------|----------|----------|----------|----------|----------|----------|--|
| Game | W/L | P/S | T | S | A | Sk | Yds | Int | Yds | Lg | TD | PD | FF | FR | Yds | |
| SEA 9/13 | W | 1/1 | 7 | 6 | 1 | 0 | 0.0 | 0 | 0 | 0 | 0 | 0 | 0 | 0 | 0 | |
| @WAS 9/20 | L | 1/1 | 6 | 3 | 3 | 0 | 0.0 | 0 | 0 | 0 | 0 | 0 | 0 | 0 | 0 | |
| PIT 9/27 | L | 1/1 | 7 | 4 | 3 | 0 | 0.0 | 0 | 0 | 0 | 0 | 0 | 0 | 0 | 0 | |
| @ARI 10/4 | W | 1/1 | 5 | 3 | 2 | 1 | 4.0 | 0 | 0 | 0 | 0 | 1 | 0 | 0 | 0 | |
| @GB 10/11 | L | 1/1 | 9 | 5 | 4 | 0 | 0.0 | 1 | 0 | 0 | 0 | 0 | 0 | 0 | 0 | |
| CLE 10/25 | W | 1/1 | 8 | 6 | 2 | 0 | 0.0 | 0 | 0 | 0 | 0 | 0 | 0 | 0 | 0 | |
| SF 11/1 | W | 1/1 | 5 | 4 | 1 | 0 | 0.0 | 0 | 0 | 0 | 0 | 0 | 0 | 0 | 0 | |
| @MIN 11/8 | L | 1/1 | 9 | 8 | 1 | 0 | 0.0 | 0 | 0 | 0 | 0 | 0 | 0 | 0 | 0 | |
| CHI 11/15 | 0/0 | 0/0 | 0 | 0 | 0 | 0 | 0.0 | 0 | 0 | 0 | 0 | 0 | 0 | 0 | 0 | |
| @BAL 11/22 | 0/0 | 0/0 | 0 | 0 | 0 | 0 | 0.0 | 0 | 0 | 0 | 0 | 0 | 0 | 0 | 0 | |
| @CIN 11/29 | 0/0 | 0/0 | 0 | 0 | 0 | 0 | 0.0 | 0 | 0 | 0 | 0 | 0 | 0 | 0 | 0 | |
| ARI 12/6 | 0/0 | 0/0 | 0 | 0 | 0 | 0 | 0.0 | 0 | 0 | 0 | 0 | 0 | 0 | 0 | 0 | |
| DET 12/13 | 0/0 | 0/0 | 0 | 0 | 0 | 0 | 0.0 | 0 | 0 | 0 | 0 | 0 | 0 | 0 | 0 | |
| TB 12/17 | 0/0 | 0/0 | 0 | 0 | 0 | 0 | 0.0 | 0 | 0 | 0 | 0 | 0 | 0 | 0 | 0 | |
| @SEA 12/27 | 0/0 | 0/0 | 0 | 0 | 0 | 0 | 0.0 | 0 | 0 | 0 | 0 | 0 | 0 | 0 | 0 | |
| @SF 1/3 | 0/0 | 0/0 | 0 | 0 | 0 | 0 | 0.0 | 0 | 0 | 0 | 0 | 0 | 0 | 0 | 0 | |
| Total | 4-4 | 8/8 | 56 | 39 | 17 | 1 | 4.0 | 1 | 0 | 0 | 0 | 1 | 0 | 0 | 0 | |

| 2014 ST. LOUIS RAMS | | | | | | | | | | | | | | | | |
|---------------------|-------------|--------------|------------|-----------|-----------|------------|-------------|----------|----------|----------|----------|----------|----------|----------|-----------|--|
| Game | W/L | P/S | T | S | A | Sk | Yds | Int | Yds | Lg | TD | PD | FF | FR | Yds | |
| MIN 9/7 | L | 1/1 | 8 | 3 | 5 | 0.0 | 0 | 0 | 0 | 0 | 0 | 0 | 0 | 0 | 0 | |
| @TB 9/14 | W | 1/1 | 9 | 5 | 4 | 0.0 | 0 | 0 | 0 | 0 | 0 | 0 | 0 | 0 | 0 | |
| DAL 9/21 | L | 1/1 | 14 | 8 | 6 | 0.0 | 0 | 0 | 0 | 0 | 0 | 0 | 0 | 0 | 0 | |
| PHI 10/5 | L | 1/1 | 10 | 7 | 3 | 0.0 | 0 | 0 | 0 | 0 | 0 | 0 | 0 | 0 | 0 | |
| SF 10/13 | L | 1/1 | 12 | 6 | 6 | 0.0 | 0 | 0 | 0 | 0 | 0 | 0 | 0 | 0 | 17 | |
| SEA 10/19 | W | 1/1 | 10 | 2 | 8 | 0.0 | 0 | 0 | 0 | 0 | 0 | 0 | 0 | 0 | 0 | |
| @KC 10/26 | L | 1/1 | 11 | 6 | 5 | 0.0 | 0 | 0 | 0 | 0 | 0 | 0 | 0 | 0 | 0 | |
| @SF 11/2 | W | 1/1 | 10 | 5 | 5 | 1.0 | 6.0 | 0 | 0 | 0 | 0 | 0 | 0 | 0 | 1 | |
| @ARI 11/9 | L | 1/1 | 8 | 3 | 5 | 0.0 | 0 | 0 | 0 | 0 | 0 | 1 | 0 | 0 | 0 | |
| DEN 11/16 | W | 1/1 | 11 | 9 | 2 | 1.0 | 8.0 | 0 | 0 | 0 | 0 | 0 | 0 | 0 | 0 | |
| @SD 11/23 | L | 1/1 | 15 | 7 | 8 | 0.0 | 0 | 0 | 0 | 0 | 0 | 0 | 0 | 0 | 0 | |
| OAK 11/30 | W | 1/1 | 10 | 4 | 6 | 0.0 | 0 | 0 | 0 | 0 | 0 | 0 | 0 | 0 | 0 | |
| @WAS 12/7 | W | 1/1 | 6 | 3 | 3 | 1.5 | 10.0 | 0 | 0 | 0 | 0 | 1 | 0 | 0 | 0 | |
| ARI 12/11 | L | 1/1 | 12 | 4 | 8 | 0.0 | 0 | 0 | 0 | 0 | 0 | 0 | 0 | 0 | 0 | |
| NYG 12/21 | L | 1/1 | 11 | 8 | 3 | 0.0 | 0 | 0 | 0 | 0 | 0 | 0 | 0 | 0 | 0 | |
| @SEA 12/28 | L | 1/1 | 11 | 6 | 5 | 0.0 | 0 | 0 | 0 | 0 | 0 | 0 | 0 | 0 | 0 | |
| TOTAL | 6-10 | 16/16 | 168 | 86 | 82 | 3.5 | 24.0 | 0 | 0 | 0 | 0 | 2 | 0 | 2 | 17 | |

JAMES LAURINAITIS GAME-BY-GAME STATISTICS

2013 ST. LOUIS RAMS

| Game | W/L | P/S | T | S | A | Sk | Yds | Int | Yds | Lg | TD | PD | FF | FR | Yds |
|------------|-----|-------|-----|-----|----|-----|------|-----|-----|----|----|----|----|----|-----|
| ARI 9/8 | W | 1/1 | 7 | 7 | 0 | 0.0 | 0 | 0 | 0 | 0 | 0 | 1 | 0 | 0 | 0 |
| @ATL 9/15 | L | 1/1 | 5 | 5 | 0 | 0.0 | 0 | 0 | 0 | 0 | 0 | 1 | 0 | 0 | 0 |
| @DAL 9/22 | L | 1/1 | 10 | 6 | 4 | 0.0 | 0 | 0 | 0 | 0 | 0 | 0 | 0 | 0 | 0 |
| SF 9/26 | L | 1/1 | 13 | 11 | 2 | 0.0 | 0 | 0 | 0 | 0 | 0 | 2 | 0 | 0 | 0 |
| JAC 10/6 | W | 1/1 | 10 | 7 | 3 | 0.0 | 0 | 1 | 0 | 0 | 0 | 0 | 0 | 0 | 0 |
| @HOU 10/13 | W | 1/1 | 8 | 5 | 3 | 0.0 | 0 | 0 | 0 | 0 | 0 | 0 | 0 | 1 | 0 |
| @CAR 10/20 | L | 1/1 | 12 | 9 | 3 | 1.0 | 13 | 0 | 0 | 0 | 0 | 0 | 0 | 0 | 0 |
| SEA 10/28 | L | 1/1 | 5 | 2 | 3 | 0.0 | 0 | 0 | 0 | 0 | 0 | 0 | 0 | 0 | 0 |
| TEN 11/3 | L | 1/1 | 9 | 8 | 1 | 1.0 | 5 | 0 | 0 | 0 | 0 | 0 | 0 | 0 | 0 |
| @IND 11/10 | W | 1/1 | 9 | 5 | 4 | 0.0 | 0 | 1 | 9 | 0 | 0 | 1 | 0 | 0 | 0 |
| CHI 11/24 | W | 1/1 | 10 | 8 | 2 | 0.0 | 0 | 0 | 0 | 0 | 0 | 1 | 0 | 1 | 0 |
| @SF 12/1 | L | 1/1 | 16 | 10 | 6 | 0.0 | 0 | 0 | 0 | 0 | 0 | 0 | 0 | 0 | 0 |
| @ARI 12/8 | L | 1/1 | 6 | 4 | 2 | 0.0 | 0 | 0 | 0 | 0 | 0 | 1 | 0 | 0 | 0 |
| NO 12/15 | W | 1/1 | 7 | 7 | 0 | 0.0 | 0 | 0 | 0 | 0 | 0 | 1 | 0 | 0 | 0 |
| TB 12/22 | W | 1/1 | 7 | 4 | 3 | 1.5 | 8.5 | 0 | 0 | 0 | 0 | 0 | 0 | 0 | 0 |
| @SEA 12/29 | L | 1/1 | 10 | 6 | 4 | 0.0 | 0 | 0 | 0 | 0 | 0 | 0 | 0 | 0 | 0 |
| TOTAL | 7-9 | 16/16 | 144 | 104 | 40 | 3.5 | 26.5 | 2 | 9 | 0 | 0 | 8 | 0 | 2 | 0 |

2012 ST. LOUIS RAMS

| Game | W/L | P/S | T | S | A | Sk | Yds | Int | Yds | Lg | TD | PD | FF | FR | Yds |
|------------|-------|-------|-----|-----|----|-----|-----|-----|-----|----|----|----|----|----|-----|
| @DET 9/9 | L | 1/1 | 15 | 7 | 8 | 0.0 | 0 | 0 | 0 | 0 | 0 | 0 | 0 | 0 | 0 |
| WAS 9/16 | W | 1/1 | 14 | 10 | 4 | 0.0 | 0 | 0 | 0 | 0 | 0 | 0 | 0 | 0 | 0 |
| @CHI 9/23 | L | 1/1 | 14 | 9 | 5 | 0.0 | 0 | 0 | 0 | 0 | 0 | 0 | 0 | 0 | 0 |
| SEA 9/30 | W | 1/1 | 13 | 7 | 6 | 0.0 | 0 | 0 | 0 | 0 | 0 | 0 | 1 | 0 | 0 |
| ARI 10/4 | W | 1/1 | 11 | 9 | 2 | 1.0 | 6 | 0 | 0 | 0 | 0 | 0 | 1 | 0 | 0 |
| @MIA 10/14 | L | 1/1 | 6 | 6 | 0 | 0.0 | 0 | 0 | 0 | 0 | 0 | 0 | 0 | 0 | 0 |
| GB 10/21 | L | 1/1 | 14 | 13 | 1 | 0.0 | 0 | 0 | 0 | 0 | 0 | 0 | 0 | 0 | 0 |
| NE 10/28 | L | 1/1 | 7 | 4 | 3 | 0.0 | 0 | 0 | 0 | 0 | 0 | 0 | 1 | 0 | 0 |
| @SF 11/11 | T | 1/1 | 8 | 8 | 0 | 0.0 | 0 | 0 | 0 | 0 | 0 | 0 | 1 | 0 | 0 |
| NYJ 11/18 | L | 1/1 | 15 | 11 | 4 | 0.0 | 0 | 0 | 0 | 0 | 0 | 0 | 0 | 0 | 0 |
| @ARI 11/25 | W | 1/1 | 16 | 14 | 2 | 0.0 | 0 | 1 | 18 | 18 | 0 | 1 | 0 | 0 | 0 |
| SF 12/2 | W | 1/1 | 10 | 10 | 0 | 0.0 | 0 | 0 | 0 | 0 | 0 | 0 | 0 | 0 | 0 |
| @BUF 12/9 | W | 1/1 | 3 | 3 | 0 | 0.0 | 0 | 0 | 0 | 0 | 0 | 0 | 1 | 0 | 1 |
| MIN 12/16 | L | 1/1 | 7 | 6 | 1 | 0.0 | 0 | 0 | 0 | 0 | 0 | 0 | 0 | 0 | 0 |
| @TB 12/23 | W | 1/1 | 13 | 11 | 2 | 0.0 | 0 | 1 | 0 | 0 | 0 | 2 | 0 | 0 | 0 |
| @SEA 12/30 | L | 1/1 | 8 | 4 | 4 | 0.0 | 0 | 0 | 0 | 0 | 0 | 0 | 0 | 0 | 0 |
| TOTAL | 7-8-1 | 16/16 | 174 | 132 | 42 | 1.0 | 6 | 2 | 18 | 18 | 0 | 8 | 0 | 1 | 0 |

2011 ST. LOUIS RAMS

| Game | W/L | P/S | T | S | A | Sk | Yds | Int | Yds | Lg | TD | PD | FF | FR | Yds |
|------------|------|-------|-----|-----|----|-----|------|-----|-----|----|----|----|----|----|-----|
| PHI 9/11 | L | 1/1 | 6 | 5 | 1 | 0.0 | 0.0 | 0 | 0 | 0 | 0 | 2 | 0 | 1 | 0 |
| @NYG 9/19 | L | 1/1 | 11 | 7 | 4 | 0.0 | 0.0 | 0 | 0 | 0 | 0 | 0 | 0 | 0 | 0 |
| BAL 9/25 | L | 1/1 | 6 | 5 | 1 | 0.0 | 0.0 | 0 | 0 | 0 | 0 | 0 | 0 | 0 | 0 |
| WAS 10/2 | L | 1/1 | 5 | 4 | 1 | 0.0 | 0.0 | 1 | 15 | 15 | 0 | 1 | 0 | 0 | 0 |
| @GB 10/16 | L | 1/1 | 7 | 5 | 2 | 0.0 | 0.0 | 0 | 0 | 0 | 0 | 0 | 0 | 0 | 0 |
| @DAL 10/23 | L | 1/1 | 8 | 4 | 4 | 0.0 | 0.0 | 0 | 0 | 0 | 0 | 0 | 0 | 0 | 0 |
| NO 10/30 | W | 1/1 | 11 | 7 | 4 | 1.0 | 8.0 | 0 | 0 | 0 | 0 | 2 | 0 | 0 | 0 |
| @ARI 11/6 | L | 1/1 | 4 | 3 | 1 | 0.0 | 0.0 | 0 | 0 | 0 | 0 | 0 | 0 | 0 | 0 |
| @CLE 11/13 | W | 1/1 | 10 | 7 | 3 | 1.0 | 8.0 | 0 | 0 | 0 | 0 | 1 | 0 | 0 | 0 |
| SEA 11/20 | L | 1/1 | 12 | 10 | 2 | 0.0 | 0.0 | 0 | 0 | 0 | 0 | 0 | 0 | 0 | 0 |
| ARI 11/27 | L | 1/1 | 8 | 7 | 1 | 0.0 | 0.0 | 1 | 0 | 0 | 0 | 1 | 0 | 0 | 0 |
| @SF 12/4 | L | 1/1 | 11 | 10 | 1 | 1.0 | 8.0 | 0 | 0 | 0 | 0 | 0 | 0 | 0 | 0 |
| @SEA 12/12 | L | 1/1 | 12 | 9 | 3 | 0.0 | 0.0 | 0 | 0 | 0 | 0 | 1 | 0 | 0 | 0 |
| CIN 12/18 | L | 1/1 | 7 | 3 | 4 | 0.0 | 0.0 | 0 | 0 | 0 | 0 | 0 | 0 | 0 | 0 |
| @PIT 12/24 | L | 1/1 | 13 | 9 | 4 | 0.0 | 0.0 | 0 | 0 | 0 | 0 | 0 | 0 | 0 | 0 |
| SF 1/1/11 | L | 1/1 | 11 | 6 | 5 | 0.0 | 0.0 | 0 | 0 | 0 | 0 | 0 | 0 | 0 | 0 |
| TOTALS | 2-14 | 16/16 | 142 | 101 | 41 | 3.0 | 24.0 | 2 | 15 | 15 | 0 | 8 | 0 | 1 | 0 |

2010 ST. LOUIS RAMS

| Game | W/L | P/S | T | S | A | Sk | Yds | Int | Yds | Lg | TD | PD | FF | FR | Yds |
|-------------|-----|-------|-----|----|----|-----|------|-----|-----|----|----|----|----|----|-----|
| ARI 9/12 | L | 1/1 | 7 | 5 | 2 | 0.0 | 0.0 | 0 | 0 | 0 | 0 | 0 | 0 | 0 | 0 |
| @OAK 9/19 | L | 1/1 | 10 | 8 | 2 | 1.0 | 9.0 | 0 | 0 | 0 | 0 | 0 | 0 | 0 | 0 |
| WAS 9/26 | W | 1/1 | 8 | 5 | 3 | 0.0 | 0.0 | 0 | 0 | 0 | 0 | 0 | 1 | 0 | 0 |
| SEA 10/3 | W | 1/1 | 6 | 5 | 1 | 0.0 | 0.0 | 0 | 0 | 0 | 0 | 0 | 1 | 0 | 0 |
| @DET 10/10 | L | 1/1 | 7 | 4 | 3 | 0.0 | 0.0 | 0 | 0 | 0 | 0 | 0 | 1 | 0 | 0 |
| SD 10/17 | W | 1/1 | 6 | 4 | 2 | 0.0 | 0.0 | 0 | 0 | 0 | 0 | 0 | 0 | 0 | 0 |
| @TB 10/24 | L | 1/1 | 8 | 5 | 3 | 0.0 | 0.0 | 0 | 0 | 0 | 0 | 0 | 1 | 0 | 0 |
| CAR 10/31 | W | 1/1 | 10 | 8 | 2 | 1.0 | 6.0 | 1 | 4 | 4 | 0 | 0 | 0 | 0 | 0 |
| @SF 11/14 | L | 1/1 | 5 | 3 | 2 | 1.0 | 15.0 | 0 | 0 | 0 | 0 | 0 | 0 | 0 | 0 |
| ATL 11/21 | L | 1/1 | 15 | 8 | 7 | 0.0 | 0.0 | 0 | 0 | 0 | 0 | 0 | 0 | 0 | 0 |
| @DEN 11/28 | W | 1/1 | 3 | 2 | 1 | 0.0 | 0.0 | 0 | 0 | 0 | 0 | 0 | 0 | 1 | 0 |
| @ARI 12/5 | W | 1/1 | 6 | 4 | 2 | 0.0 | 0.0 | 0 | 0 | 0 | 0 | 0 | 0 | 0 | 0 |
| @NO 12/12 | L | 1/1 | 8 | 8 | 0 | 0.0 | 0.0 | 0 | 0 | 0 | 0 | 0 | 0 | 0 | 0 |
| KC 12/19 | L | 1/1 | 12 | 8 | 4 | 0.0 | 0.0 | 0 | 0 | 0 | 0 | 0 | 1 | 0 | 0 |
| SF 12/26 | W | 1/1 | 7 | 5 | 2 | 0.0 | 0.0 | 0 | 0 | 0 | 0 | 0 | 1 | 0 | 0 |
| @SEA 1/2/11 | L | 1/1 | 10 | 7 | 3 | 0.0 | 0.0 | 0 | 0 | 0 | 0 | 0 | 0 | 0 | 1 |
| TOTALS | 7-9 | 16/16 | 129 | 90 | 39 | 3.0 | 30.0 | 1 | 4 | 4 | 0 | 7 | 0 | 1 | 0 |

2009 ST. LOUIS RAMS

| Game | W/L | P/S | T | S | A | Sk | Yds | Int | Yds | Lg | TD | PD | FF | FR | Yds |
|------------|------|-------|-----|----|----|-----|------|-----|-----|----|----|----|----|----|-----|
| @SEA 9/13 | L | 1/1 | 14 | 9 | 5 | 0.0 | 0.0 | 0 | 0 | 0 | 0 | 0 | 1 | 0 | 0 |
| @WAS 9/20 | L | 1/1 | 10 | 8 | 2 | 0.0 | 0.0 | 0 | 0 | 0 | 0 | 0 | 0 | 0 | 0 |
| GB 9/27 | L | 1/1 | 4 | 3 | 1 | 0.0 | 0.0 | 0 | 0 | 0 | 0 | 0 | 0 | 0 | 0 |
| @SF 10/4 | L | 1/1 | 10 | 7 | 3 | 0.0 | 0.0 | 0 | 0 | 0 | 0 | 1 | 0 | 0 | 0 |
| MIN 10/11 | L | 1/1 | 11 | 8 | 3 | 0.0 | 0.0 | 1 | 7 | 7 | 0 | 0 | 0 | 0 | 0 |
| @JAX 10/18 | L | 1/1 | 10 | 4 | 6 | 0.0 | 0.0 | 1 | 21 | 21 | 0 | 0 | 0 | 0 | 0 |
| IND 10/25 | L | 1/1 | 7 | 5 | 2 | 0.0 | 0.0 | 0 | 0 | 0 | 0 | 0 | 0 | 0 | 0 |
| @DET 11/1 | W | 1/1 | 8 | 4 | 4 | 0.0 | 0.0 | 0 | 0 | 0 | 0 | 0 | 0 | 0 | 0 |
| NO 11/15 | L | 1/1 | 5 | 4 | 1 | 0.0 | 0.0 | 0 | 0 | 0 | 0 | 0 | 0 | 0 | 0 |
| ARZ 11/22 | L | 1/1 | 17 | 13 | 4 | 0.0 | 0.0 | 0 | 0 | 0 | 0 | 0 | 0 | 0 | 0 |
| SEA 11/29 | L | 1/1 | 9 | 7 | 2 | 1.0 | 7.0 | 0 | 0 | 0 | 0 | 0 | 0 | 0 | 0 |
| @CHI 12/6 | L | 1/1 | 11 | 7 | 4 | 0.0 | 0.0 | 0 | 0 | 0 | 0 | 0 | 0 | 0 | 0 |
| @TEN 12/13 | L | 1/1 | 8 | 4 | 4 | 0.0 | 0.0 | 0 | 0 | 0 | 0 | 0 | 0 | 0 | 0 |
| HOU 12/20 | L | 1/1 | 7 | 5 | 2 | 0.0 | 0.0 | 0 | 0 | 0 | 0 | 1 | 0 | 0 | 0 |
| @ARZ 12/27 | L | 1/1 | 8 | 4 | 4 | 0.0 | 0.0 | 0 | 0 | 0 | 0 | 1 | 0 | 0 | 0 |
| SF 1/3 | L | 1/1 | 5 | 4 | 1 | 1.0 | 8.0 | 0 | 0 | 0 | 0 | 0 | 0 | 0 | 0 |
| TOTALS | 1-15 | 16/16 | 144 | 96 | 48 | 2.0 | 15.0 | 2 | 28 | 21 | 0 | 3 | 1 | 0 | 0 |



91 | CHRIS LONG

| | |
|-------------|----------------------|
| Position: | Defensive End |
| Ht./Wt. | 6-3/268 |
| Birth Date: | 3/28/85 |
| College: | Virginia |
| Hometown: | Charlottesville, Va. |
| Experience: | 8th year (8th Rams) |
| Acquired: | D1-2008 (2nd) |

Career GP/GS (Playoffs): 107/95 (0/0)



TRANSACTIONS: Selected by St. Louis in the first round (2nd overall) of the 2008 NFL Draft (4/26/08).

PRO: Eight-year veteran, has started 95 of 107 games played...notched over 280 career tackles...logged 51.5 career sacks, posted double-digit sacks in 2011 and 2012 seasons...scored his first career touchdown in 2013 off a recovered fumble...collected 15 quarterback hits for the team lead in 2009, after recording 16 quarterback pressures in his rookie campaign in 2008.

2015 SEASON: Week 9 at Minnesota (11/08): Declared inactive...**Week 8 vs. San Francisco (11/01):** Declared inactive...**Week 7 vs. Cleveland (10/25):** Declared inactive...**Week 5 at Green Bay (10/11):** Started at defensive end...posted one tackle before leaving the game in the second quarter with a knee injury...**Week 4 at Arizona (10/4):** Started at defensive end...recorded 1.0 sack on QB Carson Palmer for a loss of seven yards...**Week 3 vs. Pittsburgh (9/27):** Started at defensive end...notched one quarterback pressure...**Week 2 at Washington (9/20):** Started at defensive end...recorded four tackles (two solo) and 1.0 sack...**Week 1 vs. Seattle (9/13):** Started at defensive end...finished the game with five tackles (three solo).

2014 SEASON: Started six games after serving 10 weeks on injured/reserve...collected 20 tackles (10 solo), one sack and one fumble recovery...**vs. Minnesota (9/7):** Recorded four assisted tackles and one quarterback pressure...left the game in the third quarter with an ankle injury, placed on reserve/injured (9/11/14), designated to return...activated from reserve/injured (11/29)...**vs. Oakland (11/30):** Recorded 1.0 sack and recovered a fumble caused by DE Robert Quinn...also had six tackles (five solo)...**at Washington (12/7):** Recorded three tackles (two solo)...**vs. Arizona (12/11):** Registered four tackles (two solo) and one hit on the quarterback.

2013 SEASON: Started 16 games...notched 50 tackles (27 solo), 8.5 sacks, three passes defended, two forced fumbles, two fumble recoveries and one touchdown...**at Atlanta (9/15):** Recorded eight tackles (four solo), including two tackles for loss, and one quarterback pressure...**vs. San Francisco (9/26):** Recorded two solo tackles...recorded his first sack of the season and increased his career total 42.5...**vs. Jacksonville (10/6):** Notched his second sack of the season...also had three quarterback hits and one quarterback pressure...recorded three tackles (two solo) and forced one fumble...**at Houston (10/13):** Sacked QB Matt Schaub to mark his third consecutive week with a sack...recorded three tackles (two solo) and one pass defended...forced one fumble for the second week in a row...**vs. Seattle (10/28):** Notched a season high and tied a career high with 3.0 sacks...marked his third career game with 3.0 sacks...also added two tackles (one solo), including one for loss...**at Indianapolis (11/10):** Recovered a DE Robert Quinn forced fumble for 45 yards and his first career touchdown...added one sack...recorded four tackles (three solo)...also finished with two quarterback pressures and two hits on the quarterback...**vs. Tampa Bay (12/22):** Recorded one solo tackle...sacked Buccaneers QB Mike Glennon...added three quarterback pressures and one hit on the quarterback...**at Seattle (12/29):** Sacked QB Russell Wilson.

2012 SEASON: Led Rams in sacks for second consecutive season with 11.5...also led team 50 quarterback pressures and 25 quarterback hits...led team with career-high 13.0 sacks in 2011...**vs. Washington (9/16):** Started at left defensive end...recorded five tackles (two solo) and five quarterback pressures...**at Chicago (9/23):** Recorded his first two sacks of the season...added three tackles...**vs. Arizona (10/4):** Totaled two tackles (one solo)...recorded his third sack of the season...**at Miami (10/14):** Registered his fourth sack of the season...recorded four tackles (three solo)...**at San Francisco (11/11):** Recorded his fifth sack of the season...tallied four tackles (three solo)...**vs. New York Jets (11/18):** Recorded two sacks, his sixth and seventh of the season...**at Tampa Bay (12/23):** Recorded two tackles (one solo)...added one sack and six quarterback pressures...**at Seattle (12/30):** Recorded the second three-sack game of his career...finished the season with a team-leading 11.5 sacks.

2011 SEASON: Started all 16 games at left defensive end...posted a career-high 13.0 sacks, seventh most in the NFL...added 33 tackles and 16 quarterback pressures...**vs. Philadelphia (9/11):** Recorded first sack of the season when he dropped QB Michael Vick for a 5-yard loss to force Philadelphia to punt on its opening drive...posted one solo tackle...**at New York Giants (9/19):** Took down Giants QB Eli Manning in the fourth quarter, his second sack of the season...also recorded one pass defended...**vs. Baltimore (9/25):** Sacked QB Joe Flacco for a 2-yard loss in the fourth quarter to give him 3.0 sacks on the season and at least 1.0 in the first three games of the season...marked the third time in his career that he has recorded at least 1.0 sacks in

2011 NFL Sack Leaders, Defensive linemen

| SACK LEADERS | | |
|----------------------|------|-------|
| | No. | Yards |
| 1. Jared Allen | 22.0 | 150.5 |
| 2. Jason Babin | 18.0 | 107 |
| 3. Jason Pierre-Paul | 16.5 | 112 |
| 4. Chris Long | 13.0 | 86 |
| 5t. Cliff Avril | 11.0 | 92 |
| 5t. Chris Clemons | 11.0 | 90 |



three-consecutive games...**vs. New Orleans (10/30)**: Sacked QB Drew Brees three times to give him 6.0 sacks on the season, most among Rams...first-career game with 3.0 sacks and third-career game with 2.0 or more...**at Arizona (11/6)**: Started at left defensive end...recorded a takedown of QB John Skelton for a loss of 16 yards...also made two tackles (one solo) and caused one fumble...**at Cleveland (11/13)**: Sacked QB Colt McCoy for a 1-yard loss...marked his fifth, fourth-quarter sack of the season...lead the league in fourth-quarter sacks...**vs. Seattle (11/20)**: Sacked QB Tarvaris Jackson, a new career high...has at least one sack in four-consecutive games, tying a career high...**vs. Arizona (11/27)**: Recorded one sack...with the sack, Long and his father Howie became just the second father-son combo to record a 10-sack season since the statistic became official in 1982...also set a new career high for consecutive games with a sack with at least one sack in each of the Rams' last five games...also tallied four tackles (two solo)...**at San Francisco (12/4)**: Notched two sacks in the first half of play...last two-sack game came against San Diego (10/17/10)...pushed his sack streak to six consecutive games, a new career long...**vs. Cincinnati (12/18)**: Recorded 13th sack of season, giving him at least one sack in seven of last eight games...tied for 5th in the league for most sacks this season.

2010 SEASON: Started 16 games at LDE and posted a career-high 8.5 sacks, second most among Rams' defenders...led the team with 16 quarterback pressures and 21 quarterback hits...**vs. Arizona (9/12)**: Notched two QB hits and two QB pressures...**vs. Seattle (10/3)**: Shared a sack with DE George Selvie in the fourth quarter, his first of the season...finished with three tackles (one solo)...**vs. San Diego (10/17)**: Sacked Chargers QB Philip Rivers twice, giving him 2.5 on the season...marked the second game of his career with 2.0 sacks...**at Tampa Bay (10/24)**: Sacked QB Josh Freeman for a 14-yard loss and forced a fumble...**vs. Carolina (10/31)**: Recovered a fumble in the third quarter that resulted in a Rams touchdown...recorded a sack, giving him three consecutive games with at least 1.0 sacks for the second time in his career...**at San Francisco (11/14)**: Combined with LB James Laurinaitis for an 8-yard loss on the first drive of the game...marked Long's fourth consecutive game with at least a 1.0 sack...added four tackles (one solo) and one pass deflected...**at Denver (11/28)**: Sacked Broncos QB Kyle Orton for a 6-yard loss in the fourth quarter...added one solo tackle and one pass defensed...**vs. Kansas City (12/19)**: Recorded a sack on QB Matt Cassel and added one tackle...**vs. San Francisco (12/26)**: Sacked QB Alex Smith and forced a fumble on a third-down play late in the fourth quarter...added one solo tackle

2009 SEASON: Started four of 16 games played...posted 51 tackles (28 solo)...ranked second on the team with a career-high 5.0 sacks...led the team with 15 quarterback hits and nine quarterback pressures...**at Jacksonville (10/18)**: Tallied six tackles (two solo)...added two quarterback hits and two pressures...**vs. Houston (12/20)**: Started at left defensive end...posted two solo tackles...also recorded two quarterback pressures and one quarterback hit...**at Arizona (12/27)**: Established a then career-high 5.0 sacks after he took down Cardinals QB Kurt Warner for a 5-yard loss on a sack-forced fumble in the fourth quarter...compiled a defensive performance of three solo tackles, 1.0 sack, two tackles for losses, a forced fumble and two quarterback hits.

2008 SEASON: Started every game in rookie campaign...led the team with 16 quarterback pressures...his 4.0 sacks tied for second among NFC rookies...**vs. New York Giants (9/14)**: Made four tackles (three solo) and first career sack for an 11-yard loss...**at Seattle (9/21)**: Led defensive linemen with eight tackles (six solo)...**vs. Buffalo (9/28)**: Made seven tackles (two solo) tying for the lead in tackles among defensive linemen and had 1.0 sack...**at New England (10/26)**: Made five tackles (three solo) with a then career-high 2.0 sacks for a 15-yard loss.

COLLEGE: His 21.0 career sacks tied for seventh on Virginia's all-time list...voted team captain as a junior and senior...as a senior, tied for third in the nation with 14.0 sacks...ranked 14th in the nation with 19 tackles for loss and made 23 quarterback pressures...made one interception, caused two forced fumbles and nine passes defensed...unanimous All-America and All-Atlantic Coast Conference first-team selection...named ACC Defensive Player of the Year and recipient of the Ted Hendricks Award, given to the nation's top defensive end...Dudley Award winner as the top collegiate player in the state of Virginia...finalist for the Vince Lombardi Award, the Bronko Nagurski Trophy and the Ronnie Lott Trophy...had jersey retired prior to final home game...tied a career high with 10 tackles (four solo) against Maryland to earn ACC Defensive Lineman of the Week honors...added 2.0 sacks, one for a safety, and one pass defensed...received Ned McDonald Award as team's top defensive player, the Colonel F.C. McCue Award as the team's most outstanding interior lineman and the Joe Palumbo Award honoring the player for self-sacrifice, dedication and enthusiasm as a junior...majored in sociology in college.

PERSONAL: Born Christopher Howard Long in Santa Monica, Calif...attended St. Anne's-Belfield School in Charlottesville, Va...named 2003 Gatorade Player of the Year in Virginia and rated as the second-best player in the state by *Charlottesville Daily Progress*...three-time first-team All-State selection on both offense and defense...selected conference Defensive Player of the Year his final two seasons and was selected *Student Sports* Junior All-American in 2002...registered 91 tackles (44 solo) and 15.0 sacks as a senior to help his team to an undefeated season and a state championship...also recorded 72 pancake blocks on offense...also played basketball, lacrosse and baseball...won the 2003 YMCA Slam Dunk Contest for high school students...father, Howie Long, played in the NFL for 13 seasons and was inducted into the NFL Hall of Fame following seven Pro Bowl appearances and two Defensive Player of the Year awards...has two brothers: Kyle, plays guard for the Chicago Bears and Howie Jr., serves as a player personnel assistant with the Oakland Raiders...related to Gertrude Ederle, the first woman to swim across the English Channel (1926)...launched The Chris Long Foundation in 2015 which raises money for "Water Boys," a signature initiative dedicated to building wells for communities in East Africa...also serves as the honorary chair for the American Red Cross Blood Drive & Holiday Mail for Heroes campaign, participated in the Make-A-Wish Celebrity Server dinner, Big Plays Little Wishes to benefit Big Brothers Big Sisters and the Joe Buck Golf Classic to benefit St. Louis Children's Hospital.

CHRIS LONG NFL STATISTICS

REGULAR SEASON

| Year | Team | G/S | Tackles | | | Sk | Yds | Interceptions | | | Fumbles | | | | Yds |
|--------------|------|---------------|------------|------------|------------|-------------|--------------|---------------|----------|----------|----------|----------|----------|----------|-----------|
| | | | Total | Solo | Asst | | | Int | Yds | Lg | TD | PD | FF | FR | |
| 2008 | RAMS | 16/16 | 57 | 36 | 21 | 4 | 34.0 | 0 | 0 | 0 | 0 | 0 | 0 | 1 | 2 |
| 2009 | RAMS | 16/4 | 51 | 28 | 23 | 5 | 33.0 | 0 | 0 | 0 | 0 | 1 | 1 | 0 | 0 |
| 2010 | RAMS | 16/16 | 26 | 14 | 12 | 8.5 | 55.0 | 0 | 0 | 0 | 0 | 2 | 3 | 1 | 0 |
| 2011 | RAMS | 16/16 | 33 | 17 | 16 | 13 | 86.0 | 0 | 0 | 0 | 0 | 2 | 1 | 0 | 0 |
| 2012 | RAMS | 16/16 | 44 | 24 | 20 | 11.5 | 74.0 | 0 | 0 | 0 | 0 | 1 | 0 | 0 | 0 |
| 2013 | RAMS | 16/16 | 50 | 27 | 23 | 8.5 | 48.0 | 0 | 0 | 0 | 0 | 3 | 2 | 2 | 45 |
| 2014 | RAMS | 6/6 | 20 | 10 | 10 | 1.0 | 7.0 | 0 | 0 | 0 | 0 | 0 | 0 | 1 | 0 |
| 2015 | RAMS | 5/5 | 11 | 5 | 6 | 2.0 | 13.0 | 0 | 0 | 0 | 0 | 0 | 0 | 0 | 0 |
| Total | | 107/95 | 292 | 161 | 131 | 53.5 | 356.0 | 0 | 0 | 0 | 0 | 9 | 7 | 5 | 47 |

ADDITIONAL CAREER STATISTICS: Recovered a Colts' QB Andrew Luck fumble caused by DE Robert Quinn and returned it 45 yards for his first NFL touchdown (11/10/13).

SINGLE GAME HIGHS

Total Tackles – 8, two times, last at Atlanta (9/15/13)
 Solo Tackles – 6, at Seattle (9/21/08)
 Sacks – 3.0, three times, last vs. Seattle (10/28/13)
 Touchdowns – 1, at Indianapolis (11/10/13)

CHRIS LONG GAME-BY-GAME STATISTICS

2015 ST. LOUIS RAMS

| Game | W/L | P/S | T | S | A | Sk | Yds | Int | Yds | Lg | TD | PD | FF | FR | Yds |
|--------------|------------|------------|-----------|----------|----------|----------|-------------|----------|----------|----------|----------|----------|----------|----------|----------|
| SEA 9/13 | W | 1/1 | 5 | 3 | 2 | 0 | 0.0 | 0 | 0 | 0 | 0 | 0 | 0 | 0 | 0 |
| @WAS 9/20 | L | 1/1 | 4 | 2 | 2 | 1 | 6.0 | 0 | 0 | 0 | 0 | 0 | 0 | 0 | 0 |
| PIT 9/27 | L | 1/1 | 0 | 0 | 0 | 0 | 0.0 | 0 | 0 | 0 | 0 | 0 | 0 | 0 | 0 |
| @ARI 10/4 | W | 1/1 | 1 | 0 | 1 | 1 | 7.0 | 0 | 0 | 0 | 0 | 0 | 0 | 0 | 0 |
| @GB 10/11 | L | 1/1 | 1 | 0 | 1 | 0 | 0.0 | 0 | 0 | 0 | 0 | 0 | 0 | 0 | 0 |
| CLE 10/25 | W | | | | | Inactive | | | | | | | | | |
| SF 11/1 | W | | | | | Inactive | | | | | | | | | |
| @MIN 11/8 | L | | | | | Inactive | | | | | | | | | |
| CHI 11/15 | 0/0 | 0/0 | 0 | 0 | 0 | 0 | 0.0 | 0 | 0 | 0 | 0 | 0 | 0 | 0 | 0 |
| @BAL 11/22 | 0/0 | 0/0 | 0 | 0 | 0 | 0 | 0.0 | 0 | 0 | 0 | 0 | 0 | 0 | 0 | 0 |
| @CIN 11/29 | 0/0 | 0/0 | 0 | 0 | 0 | 0 | 0.0 | 0 | 0 | 0 | 0 | 0 | 0 | 0 | 0 |
| ARI 12/6 | 0/0 | 0/0 | 0 | 0 | 0 | 0 | 0.0 | 0 | 0 | 0 | 0 | 0 | 0 | 0 | 0 |
| DET 12/13 | 0/0 | 0/0 | 0 | 0 | 0 | 0 | 0.0 | 0 | 0 | 0 | 0 | 0 | 0 | 0 | 0 |
| TB 12/17 | 0/0 | 0/0 | 0 | 0 | 0 | 0 | 0.0 | 0 | 0 | 0 | 0 | 0 | 0 | 0 | 0 |
| @SEA 12/27 | 0/0 | 0/0 | 0 | 0 | 0 | 0 | 0.0 | 0 | 0 | 0 | 0 | 0 | 0 | 0 | 0 |
| @SF 1/3 | 0/0 | 0/0 | 0 | 0 | 0 | 0 | 0.0 | 0 | 0 | 0 | 0 | 0 | 0 | 0 | 0 |
| Total | 4-4 | 5/5 | 11 | 5 | 6 | 2 | 13.0 | 0 | 0 | 0 | 0 | 0 | 0 | 0 | 0 |

2014 ST. LOUIS RAMS

| Game | W/L | P/S | T | S | A | Sk | Yds | Int | Yds | Lg | TD | PD | FF | FR | Yds |
|--------------|-------------|------------|-----------|-----------|-----------|------------------------------|------------|----------|----------|----------|----------|----------|----------|----------|----------|
| MIN 9/7 | L | 1/1 | 4 | 0 | 4 | 0.0 | 0 | 0 | 0 | 0 | 0 | 0 | 0 | 0 | 0 |
| @TB 9/14 | W | | | | | Placed on IR, des. to return | | | | | | | | | |
| DAL 9/21 | L | | | | | Injured/Reserve | | | | | | | | | |
| @PHI 10/5 | L | | | | | Injured/Reserve | | | | | | | | | |
| SF 10/13 | L | | | | | Injured/Reserve | | | | | | | | | |
| SEA 10/19 | W | | | | | Injured/Reserve | | | | | | | | | |
| @KC 10/26 | L | | | | | Injured/Reserve | | | | | | | | | |
| @SF 11/2 | W | | | | | Injured/Reserve | | | | | | | | | |
| @ARI 11/9 | L | | | | | Injured/Reserve | | | | | | | | | |
| DEN 11/16 | W | | | | | Injured/Reserve | | | | | | | | | |
| @SD 11/23 | L | | | | | Injured/Reserve | | | | | | | | | |
| OAK 11/30 | W | 1/1 | 6 | 5 | 1 | 1.0 | 7.0 | 0 | 0 | 0 | 0 | 0 | 0 | 1 | 0 |
| @WAS 12/7 | W | 1/1 | 3 | 2 | 1 | 0.0 | 0 | 0 | 0 | 0 | 0 | 0 | 0 | 0 | 0 |
| ARI 12/11 | L | 1/1 | 4 | 2 | 2 | 0.0 | 0 | 0 | 0 | 0 | 0 | 0 | 0 | 0 | 0 |
| NYG 12/21 | L | 1/1 | 1 | 1 | 0 | 0.0 | 0 | 0 | 0 | 0 | 0 | 0 | 0 | 0 | 0 |
| @SEA 12/28 | L | 1/1 | 2 | 0 | 2 | 0.0 | 0 | 0 | 0 | 0 | 0 | 0 | 0 | 0 | 0 |
| TOTAL | 6-10 | 6/6 | 20 | 10 | 10 | 1.0 | 7.0 | 0 | 0 | 0 | 0 | 0 | 0 | 0 | 1 |

2013 ST. LOUIS RAMS

| Game | W/L | P/S | T | S | A | Sk | Yds | Int | Yds | Lg | TD | PD | FF | FR | Yds |
|--------------|------------|--------------|-----------|-----------|-----------|------------|-----------|----------|----------|----------|----------|----------|----------|----------|-----------|
| ARI 9/8 | W | 1/1 | 0 | 0 | 0 | 0.0 | 0 | 0 | 0 | 0 | 1 | 0 | 0 | 0 | 0 |
| @ATL 9/15 | L | 1/1 | 8 | 4 | 4 | 0.0 | 0 | 0 | 0 | 0 | 0 | 0 | 0 | 0 | 0 |
| @DAL 9/22 | L | 1/1 | 1 | 1 | 0 | 0.0 | 0 | 0 | 0 | 0 | 0 | 0 | 0 | 0 | 0 |
| SF 9/26 | L | 1/1 | 2 | 2 | 0 | 0.5 | 4 | 0 | 0 | 0 | 0 | 0 | 0 | 0 | 0 |
| JAC 10/6 | W | 1/1 | 3 | 2 | 1 | 1.0 | 0 | 0 | 0 | 0 | 0 | 1 | 0 | 0 | 0 |
| @HOU 10/13 | W | 1/1 | 3 | 2 | 1 | 1.0 | 6 | 0 | 0 | 0 | 1 | 1 | 0 | 0 | 0 |
| @CAR 10/20 | L | 1/1 | 3 | 1 | 2 | 0.0 | 0 | 0 | 0 | 0 | 0 | 0 | 0 | 0 | 0 |
| SEA 10/28 | L | 1/1 | 2 | 1 | 1 | 3.0 | 20 | 0 | 0 | 0 | 0 | 0 | 0 | 0 | 0 |
| TEN 11/3 | L | 1/1 | 4 | 0 | 4 | 0.0 | 0 | 0 | 0 | 0 | 0 | 0 | 0 | 0 | 0 |
| @IND 11/10 | W | 1/1 | 4 | 3 | 1 | 1.0 | 9 | 0 | 0 | 0 | 0 | 0 | 1 | 0 | 45 |
| CHI 11/24 | W | 1/1 | 5 | 2 | 3 | 0.0 | 0 | 0 | 0 | 0 | 1 | 0 | 0 | 0 | 0 |
| @SF 12/1 | L | 1/1 | 3 | 3 | 0 | 0.0 | 0 | 0 | 0 | 0 | 0 | 0 | 0 | 0 | 0 |
| @ARI 12/8 | L | 1/1 | 3 | 1 | 2 | 0.0 | 0 | 0 | 0 | 0 | 0 | 0 | 0 | 0 | 0 |
| NO 12/15 | W | 1/1 | 5 | 2 | 3 | 0.0 | 0 | 0 | 0 | 0 | 0 | 0 | 0 | 0 | 0 |
| TB 12/22 | W | 1/1 | 1 | 1 | 0 | 1.0 | 8 | 0 | 0 | 0 | 0 | 0 | 0 | 0 | 0 |
| @SEA 12/29 | L | 1/1 | 3 | 2 | 1 | 1.0 | 0 | 0 | 0 | 0 | 0 | 0 | 0 | 0 | 0 |
| TOTAL | 7-9 | 16/16 | 50 | 27 | 23 | 8.5 | 48 | 0 | 0 | 0 | 3 | 2 | 2 | 2 | 45 |

2012 ST. LOUIS RAMS

| Game | W/L | P/S | T | S | A | Sk | Yds | Int | Yds | Lg | TD | PD | FF | FR | Yds |
|--------------|--------------|--------------|-----------|-----------|-----------|-------------|-----------|----------|----------|----------|----------|----------|----------|----------|----------|
| @DET 9/9 | L | 1/1 | 3 | 2 | 1 | 0.0 | 0 | 0 | 0 | 0 | 0 | 0 | 0 | 0 | 0 |
| WAS 9/16 | W | 1/1 | 5 | 2 | 3 | 0.0 | 0 | 0 | 0 | 0 | 0 | 0 | 0 | 0 | 0 |
| @CHI 9/23 | L | 1/1 | 3 | 1 | 2 | 2.0 | 12 | 0 | 0 | 0 | 0 | 0 | 0 | 0 | 0 |
| SEA 9/30 | W | 1/1 | 4 | 2 | 2 | 0.0 | 0 | 0 | 0 | 0 | 0 | 0 | 0 | 0 | 0 |
| ARI 10/4 | W | 1/1 | 2 | 1 | 1 | 1.0 | 9 | 0 | 0 | 0 | 0 | 0 | 0 | 0 | 0 |
| @MIA 10/14 | L | 1/1 | 4 | 3 | 1 | 1.0 | 5 | 0 | 0 | 0 | 0 | 0 | 0 | 0 | 0 |
| GB 10/21 | L | 1/1 | 1 | 0 | 1 | 0.0 | 0 | 0 | 0 | 0 | 0 | 0 | 0 | 0 | 0 |
| NE 10/28 | L | 1/1 | 1 | 0 | 1 | 0.0 | 0 | 0 | 0 | 0 | 0 | 0 | 0 | 0 | 0 |
| @SF 11/11 | T | 1/1 | 4 | 3 | 1 | 1.0 | 8 | 0 | 0 | 0 | 0 | 0 | 0 | 0 | 0 |
| NYJ 11/18 | L | 1/1 | 1 | 1 | 0 | 2.0 | 6 | 0 | 0 | 0 | 0 | 0 | 0 | 0 | 0 |
| @ARI 11/25 | W | 1/1 | 0 | 0 | 0 | 0.0 | 0 | 0 | 0 | 0 | 0 | 1 | 0 | 0 | 0 |
| SF 12/2 | W | 1/1 | 5 | 2 | 3 | 0.0 | 0 | 0 | 0 | 0 | 0 | 0 | 0 | 0 | 0 |
| @BUF 12/9 | W | 1/1 | 4 | 2 | 2 | 0.5 | 2 | 0 | 0 | 0 | 0 | 0 | 0 | 0 | 0 |
| MIN 12/16 | L | 1/1 | 2 | 2 | 0 | 0.0 | 0 | 0 | 0 | 0 | 0 | 0 | 0 | 0 | 0 |
| @TB 12/23 | W | 1/1 | 2 | 1 | 1 | 1.0 | 6 | 0 | 0 | 0 | 0 | 0 | 0 | 0 | 0 |
| @SEA 12/30 | L | 1/1 | 3 | 2 | 1 | 3.0 | 26 | 0 | 0 | 0 | 0 | 0 | 0 | 0 | 0 |
| TOTAL | 7-8-1 | 16/16 | 44 | 24 | 20 | 11.5 | 74 | 0 | 0 | 0 | 0 | 1 | 0 | 0 | 0 |



14 | SEAN MANNION

Position: Quarterback
Ht./Wt. 6-5/233
Birth Date: 4/25/92
College: Oregon State
Hometown: Pleasanton, Calif.
Experience: Rookie
Acquired: D3B-2015 (89th)

Career GP/GS (Playoffs): 0/0 (0/0)



TRANSACTIONS: Selected by St. Louis in the third round (89th overall) of the 2015 NFL Draft (5/1/15).

2015 SEASON: Week 9 at Minnesota (11/08): Declared inactive...**Week 8 vs. San Francisco (11/01):** Declared inactive...**Week 7 vs. Cleveland (10/25):** Declared inactive...**Week 5 at Green Bay (10/11):** Declared inactive...**Week 4 at Arizona (10/4):** Declared inactive...**Week 3 vs. Pittsburgh (9/27):** Declared inactive...**Week 2 at Washington (9/20):** Declared inactive...**Week 1 vs. Seattle (9/13):** Declared inactive.

COLLEGE: Finished his career with 13,600 passing yards which ranks 8th in NCAA Division I history...that mark set the Pac-12 record for career passing yards...owns 18 OSU passing records...set OSU career passing touchdown record with 83; also ranks 7th in Pac-12 history...his 64.6 career completion percentage broke the school record...finished career with 43 starts, tied for 8th in OSU history...earned Pac-12 All-Conference Honorable Mention (2013, 2014)...named Pac-12 Offensive player of the Week four times in his career...earned Pac-12 All-Academic Honorable Mention (2014, 2013, 2012)...finished the 2014 season with 3,164 passing yards, the 10th-most prolific season in OSU history...won the 2014 Manning Passing Academy Air-It-Out Challenge...in 2013, tied for fourth in the nation for touchdowns passing (37), including a school record six against Colorado...second in the nation with 4,662 passing yards and passing yards per game (358.6)...set Pac-12 record with 4,662 passing yards in a season...finished tied for third in Pac-12 single season history and set OSU record with 37 touchdown passes...set OSU single season records with 400 completions and 603 pass attempts...named a Freshman All-American in 2011 by the Football Writers Association of America...set Oregon State record for attempts (66) in a single game...finished the season with 16 touchdown passes and one rushing...ended the season with 11 straight games of 200-plus yards passing, a feat matched only by Anderson (13 times in 2003) in the last decade...redshirted in 2010.

PERSONAL: Three-year starter and letterwinner in football at Foothill High School...finished high school career as the career passing leader at Foothill...Rivals four-star athlete and rated the 14th-best pro style quarterback in the nation...threw for 3,521 yards and 27 touchdowns as a senior – added three scores on the ground...set a Northern California prep record with 581 yards passing and five touchdowns in a game...led Foothill to the Northern California CIF playoffs...honorable mention All-East Bay and All-Metro as a junior...earned two letters as a pitcher for the baseball team and one letter as a center for the basketball team...born in San Jose, Calif...son of John and Inga Mannion...John is the head football coach at Silverton (Ore.) High School, accepted the position in the spring of 2010...graduated in December 2014 with a degree in liberal studies...pursuing a Master's degree in interdisciplinary studies with options in sociology, political science and history.

SEAN MANNION NFL STATISTICS

| REGULAR SEASON | | | | | | | | | | | | |
|----------------|--------|------------|----------|----------|------------|----------|------------|----------|----------|----------|------------|------------|
| Year | School | G/S | Passing | | Pct. | Yds | Yds/Att | TD | Int | Lg | Sk-Yds | Rtg. |
| | | | Att. | Cmp | | | | | | | | |
| 2015 | RAMS | 0/0 | 0 | 0 | 0.0 | 0 | 0.0 | 0 | 0 | 0 | 0-0 | 0.0 |
| TOTAL | | 0/0 | 0 | 0 | 0.0 | 0 | 0.0 | 0 | 0 | 0 | 0-0 | 0.0 |

SEAN MANNION GAME-BY-GAME STATISTICS

2015 ST. LOUIS RAMS

| Game | W/L | P/S | Att | Cmp | Pct | Yds | Yds/ Att | TD | Int | Lg | Sk- Yds | Rtg |
|---------------|------------|------------|----------|----------|------------|----------|-------------|----------|----------|----------|------------|------------|
| SEA 9/13 | W | | | | | Inactive | | | | | | |
| @WSH 9/20 | L | | | | | Inactive | | | | | | |
| PIT 9/27 | L | | | | | Inactive | | | | | | |
| @ARI 10/4 | W | | | | | Inactive | | | | | | |
| @GB 10/11 | L | | | | | Inactive | | | | | | |
| CLE 10/25 | W | | | | | Inactive | | | | | | |
| SF 11/1 | W | | | | | Inactive | | | | | | |
| @MIN 11/8 | L | | | | | Inactive | | | | | | |
| CHI 11/15 | 0/0 | 0/0 | 0 | 0 | 0.0 | 0 | 0.0 | 0 | 0 | 0 | 0-0 | 0.0 |
| @BAL 11/22 | 0/0 | 0/0 | 0 | 0 | 0.0 | 0 | 0.0 | 0 | 0 | 0 | 0-0 | 0.0 |
| @CIN 11/29 | 0/0 | 0/0 | 0 | 0 | 0.0 | 0 | 0.0 | 0 | 0 | 0 | 0-0 | 0.0 |
| ARI 12/6 | 0/0 | 0/0 | 0 | 0 | 0.0 | 0 | 0.0 | 0 | 0 | 0 | 0-0 | 0.0 |
| DET 12/13 | 0/0 | 0/0 | 0 | 0 | 0.0 | 0 | 0.0 | 0 | 0 | 0 | 0-0 | 0.0 |
| TB 12/17 | 0/0 | 0/0 | 0 | 0 | 0.0 | 0 | 0.0 | 0 | 0 | 0 | 0-0 | 0.0 |
| @SEA 12/27 | 0/0 | 0/0 | 0 | 0 | 0.0 | 0 | 0.0 | 0 | 0 | 0 | 0-0 | 0.0 |
| @SF 1/3 | 0/0 | 0/0 | 0 | 0 | 0.0 | 0 | 0.0 | 0 | 0 | 0 | 0-0 | 0.0 |
| TOTALS | 4-4 | 0/0 | 0 | 0 | 0.0 | 0 | 0.0 | 0 | 0 | 0 | 0-0 | 0.0 |



15 | BRADLEY MARQUEZ

Position: Wide Receiver
 Ht./Wt. 5-10/196
 Birth Date: 12/14/92
 College: Texas Tech
 Hometown: Odessa, Texas
 Experience: Rookie
 Acquired: FA-2015

Career GP/GS (Playoffs): 8/0 (0/0)



TRANSACTIONS: Signed with the Rams as an undrafted free agent (5/7/15).

2015 SEASON: Week 9 at Minnesota (11/08): Saw action on special teams and offense...recorded one catch for three yards... posted one special teams tackle...**Week 8 vs. San Francisco (11/01):** Saw action on special teams...led the team with two special teams tackles and currently leads the team in the category...caught his first NFL pass, a 5-yard reception from QB Nick Foles...**Week 7 vs. Cleveland (10/25):** Saw action on special teams...posted one tackle...**Week 5 at Green Bay (10/11):** Saw action on special teams...**Week 4 at Arizona (10/4):** Saw action on special teams...recorded one special teams tackle, making that his fourth-consecutive week to have one or more special teams tackles...**Week 3 vs. Pittsburgh (9/27):** Posted one tackle on special teams...**Week 2 at Washington (9/20):** Saw action on special teams...led the team in special team tackles with four...**Week 1 vs. Seattle (9/13):** Recorded one special teams tackle...recovered a 14-yard onside kick to the Seattle 49 yard line in overtime...that play set up the game winning drive.

COLLEGE: Appeared in 43 games and caught 155 passes for 1,866 yards and 17 touchdowns...two-time All-Big 12 Honorable Mention...three-time Academic All-Big 12 (1st Team)...NFLPA Collegiate Bowl participant...played in 12 games (11 starts) with 65 receptions, 821 receiving yards, 10 touchdowns as a senior...led Big 12 in receiving touchdowns and was fifth in receptions... as a junior, caught 49 passes for 633 yards and six touchdowns...as a senior at Odessa High, rushed for 2,210 yards and 29 touchdowns...two-time All-State selection in football and a state qualifier in track and field in 2011 (long jump)...selected by the New York Mets in the 2011 Major League Baseball First-Year Players Draft in the 16th round (Outfielder) with the No. 492 overall selection...an exercise and sport sciences major at Texas Tech.

PERSONAL: Played high school football, ran track, and played baseball at Odessa High School in Odessa, Texas...competed as a running back in football and shortstop in baseball...was ranked as a 4-star prospect by Scout.com and an All-American prospect by PrepStar College Recruiting...as a sophomore, Marquez would rush 203 times for 1,743 yards and 21 touchdowns, earning Associated Press All-State 2nd Team honors...as a junior, Marquez rushed 77 times for 492 yards before being sidelined by an elbow tendon tear...during his senior year, he accrued 2,210 rushing yards and 29 touchdowns, becoming the school's all-time leading rusher...accepted a scholarship to play football collegiately for Texas Tech...additionally, he was drafted by the New York Mets in the 16th round of the 2011 Major League Baseball Draft...arranged a two-sport deal which allowed him to attend Texas Tech to play football while playing baseball for the Kingsport Mets in the spring...his first season in the minors was cut short by a quadriceps injury... Son of Veronica Marquez and Brad Givens.

BRADLEY MARQUEZ NFL STATISTICS

| REGULAR SEASON | | | | | | | | | | | | |
|----------------|------|------------|-----------|----------|------------|----------|----------|----------|----------|------------|----------|----------|
| Year | Team | G/S | Receiving | | | Rushing | | | Avg | Lg | TD | |
| | | | No | Yds | Avg | Att | Yds | Avg | | | | |
| 2015 | RAMS | 8/0 | 2 | 8 | 4.0 | 5 | 0 | 0 | 0 | 0.0 | 0 | 0 |
| Total | | 8/0 | 2 | 8 | 4.0 | 5 | 0 | 0 | 0 | 0.0 | 0 | 0 |

ADDITIONAL CAREER STATISTICS: Special Teams Tackles: RAMS 2015 (10).

BRADLEY MARQUEZ GAME-BY-GAME STATISTICS

| 2015 ST. LOUIS RAMS | | | | | | | | | | | | |
|---------------------|------------|------------|-----------|----------|------------|----------|----------|----------|------------|----------|----------|--|
| Game | W/L | P/S | Receiving | | | Rushing | | | Avg | Lg | TD | |
| | | | No | Yds | Avg | Att | Yds | Avg | | | | |
| SEA 9/13 | W | 1/0 | 0 | 0 | 0.0 | 0 | 0 | 0 | 0.0 | 0 | 0 | |
| @WSH 9/20 | L | 1/0 | 0 | 0 | 0.0 | 0 | 0 | 0 | 0.0 | 0 | 0 | |
| PIT 9/27 | L | 1/0 | 0 | 0 | 0.0 | 0 | 0 | 0 | 0.0 | 0 | 0 | |
| @ARI 10/4 | W | 1/0 | 0 | 0 | 0.0 | 0 | 0 | 0 | 0.0 | 0 | 0 | |
| @GB 10/11 | L | 1/0 | 0 | 0 | 0.0 | 0 | 0 | 0 | 0.0 | 0 | 0 | |
| CLE 10/25 | W | 1/0 | 0 | 0 | 0.0 | 0 | 0 | 0 | 0.0 | 0 | 0 | |
| SF 11/1 | W | 1/0 | 1 | 5 | 5.0 | 5 | 0 | 0 | 0.0 | 0 | 0 | |
| @MIN 11/8 | L | 1/0 | 1 | 3 | 3.0 | 3 | 0 | 0 | 0.0 | 0 | 0 | |
| CHI 11/15 | 0/0 | 0/0 | 0 | 0 | 0.0 | 0 | 0 | 0 | 0.0 | 0 | 0 | |
| @BAL 11/22 | 0/0 | 0/0 | 0 | 0 | 0.0 | 0 | 0 | 0 | 0.0 | 0 | 0 | |
| @CIN 11/29 | 0/0 | 0/0 | 0 | 0 | 0.0 | 0 | 0 | 0 | 0.0 | 0 | 0 | |
| ARI 12/6 | 0/0 | 0/0 | 0 | 0 | 0.0 | 0 | 0 | 0 | 0.0 | 0 | 0 | |
| DET 12/13 | 0/0 | 0/0 | 0 | 0 | 0.0 | 0 | 0 | 0 | 0.0 | 0 | 0 | |
| TB 12/17 | 0/0 | 0/0 | 0 | 0 | 0.0 | 0 | 0 | 0 | 0.0 | 0 | 0 | |
| @SEA 12/27 | 0/0 | 0/0 | 0 | 0 | 0.0 | 0 | 0 | 0 | 0.0 | 0 | 0 | |
| @SF 1/3 | 0/0 | 0/0 | 0 | 0 | 0.0 | 0 | 0 | 0 | 0.0 | 0 | 0 | |
| TOTAL | 4-4 | 8/0 | 2 | 8 | 4.0 | 5 | 0 | 0 | 0.0 | 0 | 0 | |



27 | TRE MASON

| | |
|-------------|---------------------|
| Position: | Running Back |
| Ht./Wt. | 5-8/207 |
| Birth Date: | 8/6/93 |
| College: | Auburn |
| Hometown: | Palm Beach, Fla. |
| Experience: | 2nd year (2nd Rams) |
| Acquired: | D3-2014 |

Career GP/GS (Playoffs): 18/11 (0/0)



TRANSACTIONS: Selected by the Rams in the third round (75th overall) of the 2014 NFL Draft (5/9/14).

2015 SEASON: Week 9 at Minnesota (11/08): Saw action at running back...rushed for three yards on three carries...**Week 8 vs. San Francisco (11/01):** Saw action at running back...rushed for 46 yards on 15 carries...caught one pass for six yards...**Week 7 vs. Cleveland (10/25):** Declared inactive...**Week 5 at Green Bay (10/11):** Saw action at running back...rushed for eight yards on two carries...**Week 4 at Arizona (10/4):** Saw action at running back...**Week 3 vs. Pittsburgh (9/27):** Started at running back...rushed for 16 yards on nine carries...caught one pass for 15 yards...**Week 2 at Washington (9/20):** Started at running back...posted seven rushing attempts for 26 yards for a 3.7-yard average per carry...also recorded two receptions for four yards...**Week 1 vs. Seattle (9/13):** Declared inactive.

2014 SEASON: Finished the season leading the rushing attack with 179 rushes for 765 yards for a 4.3-yard average, a long of 89 yards and four rushing touchdowns, plus one receiving...notched two 100-plus yard rushing games... **vs. San Francisco (10/13):** Saw his first NFL action...his first play was a 12-yard reception from QB Austin Davis...finished the game leading both teams in rushing yards (40) on five carries...**vs. Seattle (10/19):** Saw action at running back...notched his first NFL touchdown on a 6-yard rush...finished the day with a team-leading 18 rushes for 85 yards, including a long of 28 yards...**at San Francisco (11/2):** Made his first career start at running back and rushed 19 times for 65 yards, included a long of 21 yards...**vs. Denver (11/16):** Started at running back...rushed 29 times for 113 yards...marked the first 100-yard rushing performance of his career and the first 100-yard rusher for the Rams in 2014...**vs. Oakland (11/30):** Started at running back...registered three touchdowns (two rushing, one receiving), included an 89-yard rushing touchdown, tied for the second longest rush in franchise history...moved in front of Eric Dickerson's 85-yard touchdown rush (at NYJ, 9/25/83) and is behind Kenny Washington's 92-yard touchdown rush (at Chicago Cardinals, 11/2/47)...finished with 14 rushes for 117 yards, good for his second career 100 yard rushing game...**vs. New York Giants (12/21):** Started at running back...rushed 13 times for 76 yards, including a 10-yard touchdown run...marked his fifth touchdown of the season, fourth rushing.

COLLEGE: The Heisman Trophy finalist was named All-Southeastern Conference first-team and SEC Offensive Player of Year...added All-American first-team honors from Sporting News and second-team accolades from The NFL Draft Report and Athlon Sports...selected the MVP after setting the rushing record in the SEC Championship Game...semi-finalist for the Doak Walker...appeared in 38 games at Auburn, starting 17 of his final 26 contests...gained 4,335 all-purpose yards as he accounted for a total of 34 touchdowns, picking up 2,979 yards with 31 touchdowns on 516 carries (5.77 ypc)...caught 19 passes for 249 yards (13.11 ypc) and a score...returned 42 kickoffs for 1,107 yards (26.36 avg) and a pair of touchdowns...also recorded three solo tackles...ranks sixth in school history with his 1,107 yards gained via kickoff returns...his average of 26.36 yards gained per kickoff return is second-best in school annals behind Tristan Davis (26.45-yard average on 55 attempts for 1,455 yards; 2005-08)...ranks sixth in school history for rushing yards, rushing average per carry (5.77) and rushing attempts...his 31 touchdowns placed fourth in Auburn history, surpassed by Tigers greats Carnell Williams (45; 2001-04), Bo Jackson (43; 1982-85) and Joe Cribbs (34; 1976-79)...his average of 78.39 yards per game rushing in the eighth-best on the Auburn all-time record chart...earned league Offensive Player of the Week honors vs. Arkansas, Texas A&M and Missouri during 2013 season...one of only six players in Auburn history to rush for 1,000 yards in back-to-back seasons, led the SEC and ranked third in the nation with 317 carries for 1,816 yards (5.73 ypc) and 23 touchdowns, adding 163 yards and a score on 12 receptions (13.58 ypc)...Set SEC Championship Game records with 46 carries for 304 yards and four touchdowns vs. Missouri...closed out his career with 34 attempts for 195 yards and a score vs. Florida State in the BCS Championship Game...earned All-Southeastern Conference second-team honors from The NFL Draft Report in 2012...received All-Southeastern Conference first-team honors as a kickoff returner, as the true freshman gained 633 yards with a touchdown on 24 runbacks (26.38 avg), in addition to gained 161 yards on 28 carries (5.75 ypc) in 2011...majored in public administration

PERSONAL: Attended Park Vista (Lake Worth, Fla.) High School, playing football for head coach Brian Doddsy...the four-star prospect was named the nation's 14th-best running back, the 34th-best player from the state of Florida and ranked 199th in the nation overall by Rivals.com...rushed for 1,545 yards and 20 touchdowns, earning All-Palm Beach Large School second-team and Florida Sports Writers Association Class 6A All-State honorable mention as a sophomore...in 2009, was selected Palm Beach Large School Offensive Player of the Year and earned first-team All-Palm Beach County accolades from the Sun-Sentinel after he gained 1,460 yards and 24 touchdowns rushing, earning third-team All-State Class 6A classification as an all-purpose athlete...named Prep Star All-American as a senior, adding Mobile Press-Register Super Southeast 120 honors, in addition to again being chosen to the All-Palm Beach Large School first-team...selected for Florida's North-South All-Star game following his senior season, when he rushed for 1,643 yards and 24 touchdowns in 2010...son of Tina and Vincent Mason...his father is member of hip-hop group "De La Soul"...resides in Palm Beach, Fla...participated in numerous community events, including the 6th Annual Playground Build at Marygrove, St. Louis Rams Training Academy Youth Camp and the United Way Kickoff for Charity Luncheon.

TRE MASON NFL STATISTICS

REGULAR SEASON

| Year | Team | G/S | Receiving | | | | | Rushing | | | | |
|---------------|------|--------------|-----------|------------|------------|------------|----------|------------|------------|------------|------------|----------|
| | | | No | Yds | Avg | Lg | TD | Att | Yds | Avg | Lg | TD |
| 2014 | RAMS | 12/9 | 16 | 148 | 9.3 | 35t | 1 | 179 | 765 | 4.3 | 89t | 4 |
| 2015 | RAMS | 6/2 | 5 | 21 | 4.2 | 15 | 0 | 38 | 98 | 2.6 | 13 | 0 |
| TOTALS | | 18/11 | 21 | 169 | 8.0 | 35t | 1 | 217 | 863 | 4.0 | 89t | 4 |

TRE MASON GAME-BY-GAME STATISTICS

2015 ST. LOUIS RAMS

| Game | W/L | P/S | Receiving | | | | Rushing | | | | | |
|--------------|------------|------------|-----------|-----------|------------|-----------|----------|-----------|-----------|------------|-----------|----------|
| | | | No | Yds | Avg | Lg | TD | Att | Yds | Avg | Lg | TD |
| SEA 9/13 | W | | | | | Inactive | | | | | | |
| @WSH 9/20 | L | 1/1 | 2 | 4 | 2.0 | 3 | 0 | 7 | 26 | 3.7 | 13 | 0 |
| PIT 9/27 | L | 1/1 | 1 | 15 | 15.0 | 15 | 0 | 9 | 16 | 1.8 | 7 | 0 |
| @ARI 10/4 | W | 1/0 | 0 | 0 | 0.0 | 0 | 0 | 2 | -1 | -0.5 | 0 | 0 |
| @GB 10/11 | L | 1/0 | 0 | 0 | 0.0 | 0 | 0 | 2 | 8 | 4.0 | 6 | 0 |
| CLE 10/25 | W | | | | | Inactive | | | | | | |
| SF 11/1 | W | 1/0 | 1 | 6 | 6.0 | 6 | 0 | 15 | 46 | 3.1 | 9 | 0 |
| @MIN 11/8 | L | 1/0 | 1 | -4 | -4.0 | -4 | 0 | 3 | 3 | 1.0 | 3 | 0 |
| CHI 11/15 | 0/0 | 0/0 | 0 | 0 | 0.0 | 0 | 0 | 0 | 0 | 0.0 | 0 | 0 |
| @BAL 11/22 | 0/0 | 0/0 | 0 | 0 | 0.0 | 0 | 0 | 0 | 0 | 0.0 | 0 | 0 |
| @CIN 11/29 | 0/0 | 0/0 | 0 | 0 | 0.0 | 0 | 0 | 0 | 0 | 0.0 | 0 | 0 |
| ARI 12/6 | 0/0 | 0/0 | 0 | 0 | 0.0 | 0 | 0 | 0 | 0 | 0.0 | 0 | 0 |
| DET 12/13 | 0/0 | 0/0 | 0 | 0 | 0.0 | 0 | 0 | 0 | 0 | 0.0 | 0 | 0 |
| TB 12/17 | 0/0 | 0/0 | 0 | 0 | 0.0 | 0 | 0 | 0 | 0 | 0.0 | 0 | 0 |
| @SEA 12/27 | 0/0 | 0/0 | 0 | 0 | 0.0 | 0 | 0 | 0 | 0 | 0.0 | 0 | 0 |
| @SF 1/3 | 0/0 | 0/0 | 0 | 0 | 0.0 | 0 | 0 | 0 | 0 | 0.0 | 0 | 0 |
| TOTAL | 4-4 | 6/2 | 5 | 21 | 4.2 | 15 | 0 | 38 | 98 | 2.6 | 13 | 0 |

2014 ST. LOUIS RAMS

| Game | W/L | P/S | Receiving | | | | Rushing | | | | | |
|--------------|-------------|-------------|-----------|------------|------------|------------|----------|------------|------------|------------|------------|----------|
| | | | No | Yds | Avg | Lg | TD | Att | Yds | Avg | Lg | TD |
| MIN 9/7 | L | | | | | Inactive | | | | | | |
| @TB 9/14 | W | | | | | Inactive | | | | | | |
| DAL 9/21 | L | | | | | Inactive | | | | | | |
| PHI 10/5 | L | | | | | Inactive | | | | | | |
| SF 10/13 | L | 1/0 | 1 | 12 | 12.0 | 12 | 0 | 5 | 40 | 8.0 | 24 | 0 |
| SEA 10/19 | W | 1/0 | 0 | 0 | 0.0 | 0 | 0 | 18 | 85 | 4.7 | 28 | 1 |
| @KC 10/26 | L | 1/0 | 1 | 1 | 1.0 | 1 | 0 | 7 | 32 | 4.6 | 14 | 0 |
| @SF 11/2 | W | 1/1 | 1 | -8 | -8.0 | -8 | 0 | 19 | 65 | 3.4 | 21 | 0 |
| @ARI 11/9 | L | 1/1 | 4 | 33 | 8.3 | 14 | 0 | 14 | 48 | 3.4 | 16 | 0 |
| DEN 11/16 | W | 1/1 | 1 | 1 | 1.0 | 1 | 0 | 29 | 113 | 3.9 | 27 | 0 |
| @SD 11/23 | L | 1/1 | 1 | 26 | 26.0 | 26 | 0 | 16 | 62 | 3.9 | 21 | 0 |
| OAK 11/30 | W | 1/1 | 3 | 47 | 15.7 | 35t | 1 | 14 | 117 | 8.4 | 89t | 2 |
| @WAS 12/7 | W | 1/1 | 0 | 0 | 0.0 | 0 | 0 | 20 | 66 | 3.3 | 16 | 0 |
| ARI 12/11 | L | 1/1 | 0 | 0 | 0.0 | 0 | 0 | 13 | 33 | 2.5 | 10 | 0 |
| NYG 12/21 | W | 1/1 | 1 | 7 | 7.0 | 7 | 0 | 13 | 76 | 5.8 | 16 | 0 |
| @SEA 12/28 | L | 1/1 | 3 | 29 | 9.7 | 12 | 0 | 11 | 28 | 2.5 | 13 | 0 |
| TOTAL | 6-10 | 12/9 | 16 | 148 | 9.3 | 35t | 1 | 179 | 765 | 4.3 | 89t | 4 |



25 | T.J. MCDONALD

| | |
|-------------|---------------------|
| Position: | Safety |
| Ht./Wt. | 6-2/217 |
| Birth Date: | 1/26/91 |
| College: | USC |
| Hometown: | Fresno, Calif. |
| Experience: | 3rd year (3rd Rams) |
| Acquired: | D3A-2013 (71st) |

Career GP/GS (Playoffs): 33/33 (0/0)



TRANSACTIONS: Selected by the Rams in the third round (71st overall) of the 2013 NFL Draft (4/26/13).

PRO: Third-year pro has started all 33 games that he's played in...tallied a blocked punt and a blocked field goal at Tampa Bay (9/14/14), marked the first time the Rams have blocked two kicks in a game since Dec. 2, 1979.

2015 SEASON: Week 9 at Minnesota (11/08): Declared inactive...**Week 8 vs. San Francisco (11/01):** Started at safety...recorded four tackles (three solo) and one special teams tackle...**Week 7 vs. Cleveland (10/25):** Started at safety...posted eight tackles (six solo)...also had one forced fumble...**Week 5 at Green Bay (10/11):** Started at safety...led the team in tackles with 10 (seven solo)...**Week 4 at Arizona (10/4):** Started at safety...recorded six tackles (five solo)...also notched 1.0 sack for six yards...**Week 3 vs. Pittsburgh (9/27):** Started at safety...tallied eight tackles (five solo)...**Week 2 at Washington (9/20):** Started at safety...notched seven tackles (four solo)...also recovered a fumble... **Week 1 vs. Seattle (9/13):** Started at safety...recorded 10 tackles (six solo).

2014 SEASON: Started all 16 games...led the Rams' secondary in tackles with 136...registered his first 100-plus tackle season...**at Tampa Bay (9/14):** Blocked a punt from P Michael Koenen for the Rams to take over at the Tampa Bay 25-yard line...the last time the Rams blocked a punt was former TE Matthew Mulligan (S.Rocca) vs. Washington (9/16/12)...blocked a K Patrick Murray 24-yard field goal attempt...the last time the Rams blocked a field goal was in 2013 when DT Michael Brockers blocked a Saints K Garrett Hartley field goal attempt (12/15/13)...LB Ray Ray Armstrong recovered the kick and returned it 20 yards, the play kept points off the board for Tampa and helped set up one of two field goals in the fourth quarter for the Rams...the last time the Rams blocked a punt and a field goal in the same game was December 2, 1979... also split the team lead in tackles with LB James Laurinaitis, each with nine...one of which for McDonald was the final tackle of the game on WR Mike Evans to end the game...**at Philadelphia (10/5):** Registered a career-high 17 tackles (14 solo)...**vs. San Francisco (10/13):** Tallied 12 tackles (seven solo)...recorded one quarterback pressure...**at Arizona (11/9):** Recorded his first sack of the season on QB Carson Palmer for a loss of eight yards, marked his second career sack...split the team lead in tackles with LB Alec Ogletree, each with 12 (nine solo)...added a tackle on special teams...**at Washington (12/7):** Intercepted QB Colt McCoy at the St. Louis 2-yard line and returned it 20 yards...marked his first interception of the season and second career...also had six tackles (five solo) and one pass defended...**vs. Arizona (12/11):** Notched 10 tackles (nine solo) and one pass defended...**vs. New York Giants (12/21):** Sacked QB Eli Manning...marked his second sack of the season, third career...also tallied 10 tackles (nine solo)...**at Seattle (12/28):** Notched 10 tackles (five solo) and one fumble recovery.

2013 SEASON: Played in 10 games, started 10...spent six weeks on injured/reserve designated to return...recorded 56 tackles (43 solo), one sack, one interception and three passes defended...**vs. Arizona (9/8):** Earned the start at strong safety in his first NFL game...played all 70 snaps on defense...recorded seven tackles...**at Dallas (9/22):** Recorded tackles (eight solo), one tackle for loss, and one pass defended... **vs. San Francisco (9/26):** Recorded two solo tackles...left game with a leg injury...placed on reserve-injured designated to return list (9/27/13)...**vs. Chicago (11/24):** Activated from the reserve-injured designated to return list (11/23/13)...recorded three solo tackles...**at San Francisco (12/1):** Recorded eight tackles (three solo)...also added one pass defended...**at Arizona (12/8):** Recorded a season-high nine tackles (six solo)...**vs. New Orleans (12/15):** Recorded his first career interception when he picked off Saints QB Drew Brees...added five tackles (four solo)...**vs. Tampa Bay (12/22):** Recorded four tackles (three solo)...dropped Buccaneers QB Mike Glennon for a nine-yard loss and his first career sack.

COLLEGE: First-team All-American McDonald started 36-of-50 games at free safety during his Southern California career, recording 275 tackles (151 solo), two sacks for minus 18 yards and twelve stops for losses of 37 yards...selected as the Trojans Defensive Perimeter Player of the Year in each of his final two seasons...two-time team captain...semifinalist for the Thorpe Award and quarter-finalist for the Lott Trophy...earned All-American second-team honors from The NFL Draft Report and was a Sports Illustrated honorable mention...named All-Pac-12 Conference second-team by the league's coaches and first-team by Phil Steele and College Football News...became USC's 11th two-time Trojan captain and joined his father, Tim McDonald (USC's captain in 1986), as the only father-son captains in Trojan history...voted USC's Most Inspirational Player and was named the Defensive Perimeter Player of the Year...Senior Bowl invitee ranked fifth in the nation with a career-high 112 tackles (54 solos) that included a 10-yard sack and 6.5 stops for minus 19 yards...blocked a kick for the third consecutive year and deflected three passes while also recording one interception...his 112 tackles in 2012 were the most by a Trojan since Troy Polamalu's 118 in 2001.

PERSONAL: Earned multiple accolades as a high school senior, including Super Prep All-American and All-County/Metro Athletic Conference Defensive MVP at Edison High in Fresno, Calif...father Tim McDonald was his high school head coach...his father played 13 NFL seasons with Cardinals and 49ers...brother, Tevin, is a junior cornerback at Eastern Washington...initials stand

for Tim Jr...along with 15 USC teammates, spent five days in Haiti in the spring of 2012 building homes and assisting those in need...communications major...participated in numerous community events, including Make-A-Wish Celebrity Server dinner, Coach Fisher's Celebrity Softball game, the 6th Annual Playground Build at Marygrove and the All-Community Team ticket program - T-Mac Attack.

T.J. McDONALD NFL STATISTICS

| REGULAR SEASON | | | | | | | | | | | | | | | | |
|----------------|------|--------------|------------|------------|-----------|------------|---------------|----------|-----------|-----------|----------|-----------|----------|----------|----------|--|
| Year | Team | G/S | Tackles | | | | Interceptions | | | | Fumbles | | | | | |
| | | | Total | Solo | Asst | Sk | Yds | Int | Yds | Lg | TD | PD | FF | FR | Yds | |
| 2013 | RAMS | 10/10 | 56 | 43 | 13 | 1.0 | 9.0 | 1 | -2 | 0 | 0 | 3 | 0 | 0 | 0 | |
| 2014 | RAMS | 16/16 | 136 | 98 | 38 | 2.0 | 13.0 | 1 | 20 | 20 | 0 | 8 | 0 | 1 | 0 | |
| 2015 | RAMS | 7/7 | 53 | 36 | 17 | 1.0 | 6.0 | 0 | 0 | 0 | 0 | 1 | 1 | 1 | 0 | |
| Total | | 33/33 | 245 | 177 | 68 | 4.0 | 28.0 | 2 | 18 | 20 | 0 | 12 | 1 | 2 | 0 | |

ADDITIONAL CAREER STATISTICS: Blocked a punt (M.Koenen) and field goal (P.Murray) at Tampa Bay (9/14/14).
Special Teams Tackles: RAMS 2015 (1).

SINGLE GAME HIGHS
Total Tackles – 17, at Philadelphia (10/5/14)
Solo Tackles – 14, at Philadelphia (10/5/14)
Interceptions – 1, two times, last at Washington (12/7/14)
Pass Defensed- 3, vs. Oakland (11/30/14)

T.J. McDONALD GAME-BY-GAME STATISTICS

| 2015 ST. LOUIS RAMS | | | | | | | | | | | | | | | | |
|---------------------|------------|------------|-----------|-----------|-----------|------------|------------|----------|----------|----------|----------|----------|----------|----------|----------|--|
| Game | W/L | P/S | T | S | A | Sk | Yds | Int | Yds | Lg | TD | PD | FF | FR | Yds | |
| SEA 9/13 | W | 1/1 | 10 | 6 | 4 | 0.0 | 0.0 | 0 | 0 | 0 | 0 | 1 | 0 | 0 | 0 | |
| @WSH 9/20 | L | 1/1 | 7 | 4 | 3 | 0.0 | 0.0 | 0 | 0 | 0 | 0 | 0 | 0 | 1 | 0 | |
| PIT 9/27 | L | 1/1 | 8 | 5 | 3 | 0.0 | 0.0 | 0 | 0 | 0 | 0 | 0 | 0 | 0 | 0 | |
| @ARI 10/4 | W | 1/1 | 6 | 5 | 1 | 1.0 | 6.0 | 0 | 0 | 0 | 0 | 0 | 0 | 0 | 0 | |
| @GB 10/11 | L | 1/1 | 10 | 7 | 3 | 0.0 | 0.0 | 0 | 0 | 0 | 0 | 0 | 0 | 0 | 0 | |
| CLE 10/25 | W | 1/1 | 8 | 6 | 2 | 0.0 | 0.0 | 0 | 0 | 0 | 0 | 0 | 1 | 0 | 0 | |
| SF 11/1 | W | 1/1 | 4 | 3 | 1 | 0.0 | 0.0 | 0 | 0 | 0 | 0 | 0 | 0 | 0 | 0 | |
| @MIN 11/8 | L | | | | | Inactive | | | | | | | | | | |
| CHI 11/15 | 0/0 | 0/0 | 0 | 0 | 0 | 0.0 | 0.0 | 0 | 0 | 0 | 0 | 0 | 0 | 0 | 0 | |
| @BAL 11/22 | 0/0 | 0/0 | 0 | 0 | 0 | 0.0 | 0.0 | 0 | 0 | 0 | 0 | 0 | 0 | 0 | 0 | |
| @CIN 11/29 | 0/0 | 0/0 | 0 | 0 | 0 | 0.0 | 0.0 | 0 | 0 | 0 | 0 | 0 | 0 | 0 | 0 | |
| ARI 12/6 | 0/0 | 0/0 | 0 | 0 | 0 | 0.0 | 0.0 | 0 | 0 | 0 | 0 | 0 | 0 | 0 | 0 | |
| DET 12/13 | 0/0 | 0/0 | 0 | 0 | 0 | 0.0 | 0.0 | 0 | 0 | 0 | 0 | 0 | 0 | 0 | 0 | |
| TB 12/17 | 0/0 | 0/0 | 0 | 0 | 0 | 0.0 | 0.0 | 0 | 0 | 0 | 0 | 0 | 0 | 0 | 0 | |
| @SEA 12/27 | 0/0 | 0/0 | 0 | 0 | 0 | 0.0 | 0.0 | 0 | 0 | 0 | 0 | 0 | 0 | 0 | 0 | |
| @SF 1/3 | 0/0 | 0/0 | 0 | 0 | 0 | 0.0 | 0.0 | 0 | 0 | 0 | 0 | 0 | 0 | 0 | 0 | |
| TOTAL | 4-4 | 7/7 | 53 | 36 | 17 | 1.0 | 6.0 | 0 | 0 | 0 | 0 | 1 | 1 | 1 | 0 | |

| 2014 ST. LOUIS RAMS | | | | | | | | | | | | | | | | |
|---------------------|-------------|--------------|------------|-----------|-----------|------------|-------------|----------|-----------|-----------|----------|----------|----------|----------|----------|--|
| Game | W/L | P/S | T | S | A | Sk | Yds | Int | Yds | Lg | TD | PD | FF | FR | Yds | |
| MIN 9/7 | L | 1/1 | 8 | 6 | 2 | 0.0 | 0.0 | 0 | 0 | 0 | 0 | 0 | 0 | 1 | 0 | |
| @TB 9/14 | W | 1/1 | 9 | 6 | 3 | 0.0 | 0.0 | 0 | 0 | 0 | 0 | 0 | 0 | 0 | 0 | |
| DAL 9/21 | L | 1/1 | 5 | 3 | 2 | 0.0 | 0.0 | 0 | 0 | 0 | 0 | 0 | 0 | 0 | 0 | |
| PHI 10/5 | L | 1/1 | 17 | 14 | 3 | 0.0 | 0.0 | 0 | 0 | 0 | 0 | 0 | 0 | 0 | 0 | |
| SF 10/13 | L | 1/1 | 12 | 7 | 5 | 0.0 | 0.0 | 0 | 0 | 0 | 0 | 0 | 0 | 0 | 0 | |
| SEA 10/19 | W | 1/1 | 5 | 2 | 3 | 0.0 | 0.0 | 0 | 0 | 0 | 0 | 0 | 0 | 0 | 0 | |
| @KC 10/26 | L | 1/1 | 8 | 6 | 2 | 0.0 | 0.0 | 0 | 0 | 0 | 0 | 0 | 0 | 0 | 0 | |
| @SF 11/2 | W | 1/1 | 6 | 4 | 2 | 0.0 | 0.0 | 0 | 0 | 0 | 0 | 0 | 0 | 0 | 0 | |
| @ARI 11/9 | L | 1/1 | 12 | 9 | 3 | 1.0 | 8.0 | 0 | 0 | 0 | 0 | 0 | 0 | 0 | 0 | |
| DEN 11/16 | W | 1/1 | 5 | 4 | 1 | 0.0 | 0.0 | 0 | 0 | 0 | 0 | 0 | 3 | 0 | 0 | |
| @SD 11/23 | L | 1/1 | 6 | 5 | 1 | 0.0 | 0.0 | 0 | 0 | 0 | 0 | 0 | 0 | 0 | 0 | |
| OAK 11/30 | W | 1/1 | 7 | 4 | 3 | 0.0 | 0.0 | 0 | 0 | 0 | 0 | 0 | 2 | 0 | 0 | |
| @WAS 12/7 | W | 1/1 | 6 | 5 | 1 | 0.0 | 0.0 | 1 | 20 | 20 | 0 | 1 | 0 | 0 | 0 | |
| ARI 12/11 | L | 1/1 | 10 | 9 | 1 | 0.0 | 0.0 | 0 | 0 | 0 | 0 | 0 | 1 | 0 | 0 | |
| NYG 12/21 | L | 1/1 | 10 | 9 | 1 | 1.0 | 5.0 | 0 | 0 | 0 | 0 | 0 | 0 | 0 | 0 | |
| @SEA 12/28 | L | 1/1 | 10 | 5 | 5 | 0.0 | 0.0 | 0 | 0 | 0 | 0 | 0 | 0 | 0 | 1 | |
| TOTAL | 6-10 | 16/16 | 136 | 98 | 38 | 2.0 | 13.0 | 1 | 20 | 20 | 0 | 8 | 0 | 1 | 0 | |

| 2013 ST. LOUIS RAMS | | | | | | | | | | | | | | | | |
|---------------------|------------|--------------|-----------|-----------|-----------|-----------------|------------|----------|-----------|-----------|----------|----------|----------|----------|----------|--|
| Game | W/L | P/S | T | S | A | Sk | Yds | Int | Yds | Lg | TD | PD | FF | FR | Yds | |
| ARI 9/8 | W | 1/1 | 7 | 5 | 2 | 0.0 | 0.0 | 0 | 0 | 0 | 0 | 0 | 0 | 0 | 0 | |
| @ATL 9/15 | L | 1/1 | 5 | 4 | 1 | 0.0 | 0.0 | 0 | 0 | 0 | 0 | 1 | 0 | 0 | 0 | |
| @DAL 9/22 | L | 1/1 | 9 | 8 | 1 | 0.0 | 0.0 | 0 | 0 | 0 | 0 | 1 | 0 | 0 | 0 | |
| SF 9/26 | L | 1/1 | 2 | 2 | 0 | 0.0 | 0.0 | 0 | 0 | 0 | 0 | 0 | 0 | 0 | 0 | |
| JAC 10/6 | W | | | | | Reserve-Injured | | | | | | | | | | |
| @HOU 10/13 | W | | | | | Reserve-Injured | | | | | | | | | | |
| @CAR 10/20 | L | | | | | Reserve-Injured | | | | | | | | | | |
| SEA 10/28 | L | | | | | Reserve-Injured | | | | | | | | | | |
| TEN 11/3 | L | | | | | Reserve-Injured | | | | | | | | | | |
| @IND 11/10 | W | | | | | Reserve-Injured | | | | | | | | | | |
| CHI 11/24 | W | 1/1 | 3 | 3 | 0 | 0.0 | 0.0 | 0 | 0 | 0 | 0 | 0 | 0 | 0 | 0 | |
| @SF 12/1 | L | 1/1 | 8 | 5 | 3 | 0.0 | 0.0 | 0 | 0 | 0 | 1 | 0 | 0 | 0 | 0 | |
| @ARI 12/8 | L | 1/1 | 9 | 6 | 3 | 0.0 | 0.0 | 0 | 0 | 0 | 0 | 0 | 0 | 0 | 0 | |
| NO 12/15 | W | 1/1 | 5 | 4 | 1 | 0.0 | 0.0 | 1 | -2 | -2 | 0 | 0 | 0 | 0 | 0 | |
| TB 12/22 | W | 1/1 | 4 | 3 | 1 | 1.0 | 9.0 | 0 | 0 | 0 | 0 | 0 | 0 | 0 | 0 | |
| @SEA 12/29 | L | 1/1 | 4 | 3 | 1 | 0.0 | 0.0 | 0 | 0 | 0 | 0 | 0 | 0 | 0 | 0 | |
| TOTAL | 7-9 | 10/10 | 56 | 43 | 13 | 1.0 | 9.0 | 1 | -2 | -2 | 0 | 3 | 0 | 0 | 0 | |



23 | RODNEY MCLEOD JR.

| | |
|-------------|---------------------|
| Position: | Safety |
| Ht./Wt. | 5-10/195 |
| Birth Date: | 6/23/90 |
| College: | Virginia |
| Hometown: | Oxon Hill, Md. |
| Experience: | 4th year (4th Rams) |
| Acquired: | FA-2012 |

Career GP/GS (Playoffs): 56/40 (0/0)



TRANSACTIONS: Signed with the Rams as an undrafted free agent (5/8/12).

PRO: Fourth-year pro has played in 56 games and started 40...set career-highs in 2014 in tackles (96) and interceptions (two)...

2015 SEASON: Week 9 at Minnesota (11/08): Started at safety...recorded eight solo tackles...**Week 8 vs. San Francisco (11/01):** Started at safety...posted two assisted tackles...**Week 7 vs. Cleveland (10/25):** Started at safety...recovered a fumble and returned it 20 yards for his first NFL touchdown...also recorded five tackles (two solo)...**Week 5 at Green Bay (10/11):** Started at safety...posted four tackles (three solo)...**Week 4 at Arizona (10/4):** Started at safety...forced a fumble that set up a touchdown drive in the third quarter...recorded five tackles (four solo)...**Week 3 vs. Pittsburgh (9/27):** Started at safety...posted eight tackles (five solo)...**Week 2 at Washington (9/20):** Started at safety...recorded six tackles (five solo)...**Week 1 vs. Seattle (9/13):** Started at safety...tallied 9 tackles (six solo), tying his personal, best single-game record set last season against Minnesota (9/7/14).

2014 SEASON: Started all 16 games...recorded a career-high 96 tackles...**vs. Minnesota (9/7):** Led the team in tackles and established a new personal best recording nine tackles (six solo)...**at Tampa Bay (9/14):** Snagged his first interception of the year off QB Josh McCown...marks his third career interception and the first turnover for the Rams in 2014...notched five solo tackles...also had one special teams tackle...**at Philadelphia (10/5):** Tallied seven tackles (five solo) and one pass defensed... **vs. San Francisco (10/13):** Notched his first forced fumble of the season on 49ers TE Vance McDonald...LB James Laurinaitis recovered the fumble and returned it 17 yards...the play helped set up the Rams second scoring drive of the first quarter...made six solo tackles.**at Arizona (11/9):** Started at safety...tallied eight tackles (three solo)...**at San Francisco (11/2):** Recorded eight tackles (six solo)...**at San Diego (11/23):** Made seven tackles (five solo)...also recovered one fumble...**at Washington (12/7):** Nabbed his second interception of the season off QB Colt McCoy and returned it one yard...marked his fourth career interception...made three solo tackles...**vs. Arizona (12/11):** Tallied nine tackles (five solo), one quarterback pressure and one pass defensed.

2013 SEASON: Voted special teams captain by his teammates...started 16 games...finished third among Rams defenders with 87 tackles (68 solo), also registered two interceptions, five passes defensed and forced fumble and two fumble recoveries...made three special teams tackles...**vs. Arizona (9/8):** Made his first NFL start at free safety...recorded five tackles (four solo), including one tackle for loss...**at Atlanta (9/15):** Started at free safety...recorded seven tackles (six solo)...**at Dallas (9/22):** Started at free safety...recorded seven tackles (five solo) and one pass defensed...**at Houston (10/13):** Recorded six tackles (four solo) on defense...forced a fumble on a kickoff that was returned 11 yards by LB Daren Bates for a touchdown...also had one special teams tackle...**vs. Tennessee (11/3):** Picked off QB Jake Locker for his first career interception...tied a career high with seven solo tackles...**vs. Chicago (11/24):** Picked off Bears QB Josh McCown for his second interception of his career...also recorded eight tackles (seven solo) and one pass defensed...**at San Francisco (12/1):** Started at free safety...recorded four tackles (three solo)...added the first fumble recovery of his career and returned it seven yards...**at Arizona (12/8):** Started at free safety...recorded five tackles... also forced his second fumble of the season as he knocked the ball loose from Cardinals TE Jim Dray on the St. Louis 1-yard line...CB Janoris Jenkins recovered the ball for a touchback...**vs. New Orleans (12/15):** Started at free safety...recorded eight tackles (seven solo), including two for loss...**at Seattle (12/29):** Started at free safety...recorded nine tackles (four solo)...caused one fumble and recorded one pass defensed.

2012 SEASON: Played in 16 games...saw action at safety and on special teams...recorded 16 special teams tackles...**at Detroit (9/9):** Saw action at safety...recorded three tackles on special teams...**vs. Seattle (9/30):** Played on special teams...recorded two special teams tackles...**at San Francisco (11/11):** Recorded three tackles on special teams...caught one pass for 21 yards on a fake punt attempt.

COLLEGE: Led the team with four interceptions in his senior season, including three at Maryland...became the first UVA player to accomplish that feat since 1996...earned honorable mention All-ACC accolades.

PERSONAL: A native of Clinton, Maryland...a standout at DeMatha Catholic High School where he was also a member of the 400-meter relay team...serves as an ambassador for the St. Louis Salvation Army and their annual "Tree of Lights" campaign...also attends team events such as NFL Play60 and their work with the Make-A-Wish Foundation...in his hometown, he hosts an annual Youth Football Camp at DeMatha...the free camp welcomes kids between the ages of 9 – 14 and focuses on improving football fundamentals...additionally, motivational speakers guide participants through a variety of topics including perseverance, dedication to academics and healthy living...participated in several community events, including Make-A-Wish Celebrity Server dinner, Salvation Army Bell Ringing, Salvation Army Holiday Shopping, Basket of Hope Delivery and the All-Community Team Ticket program - Hot Rods.



44 | JAKE McQUAIDE

| | |
|-------------|---------------------|
| Position: | Long Snapper |
| Ht./Wt. | 6-2/244 |
| Birth Date: | 12/7/87 |
| College: | Ohio State |
| Hometown: | Cincinnati, Ohio |
| Experience: | 5th year (5th Rams) |
| Acquired: | FA-2011 |

Career GP/GS (Playoffs): 72/0 (0/0)



TRANSACTIONS: Signed with the Rams (7/27/11)...signed a four-year contract extension in July 2013 to extend his contract into 2017.

PRO: Fifth-year pro has played in all 72 games...tallied 658 clean snaps through first five seasons...has made eight tackles on special teams.

2015 SEASON: **Week 9 at Minnesota (11/08):** Tallied 13 snaps...**Week 8 vs. San Francisco (11/01):** Recorded 12 snaps...**Week 7 vs. Cleveland (10/25):** Tallied 11 snaps...**Week 5 at Green Bay (10/11):** Posted 9 clean snaps...**Week 4 at Arizona (10/4):** Recorded 11 clean snaps...**Week 3 vs. Pittsburgh (9/27):** Tallied six clean snaps...**Week 2 at Washington (9/20):** Notched 12 clean snaps...**Week 1 vs. Seattle (9/13):** Recorded nine snaps.

2014 SEASON: Registered 145 clean snaps... **vs. Denver (11/16):** Recorded 12 clean snaps...**vs. Oakland (11/30):** Notched a career-high 14 clean snaps...**vs. Arizona (12/11):** Tallied 10 clean snaps.

2013 SEASON: Played in 16 games...notched 141 clean snaps...**vs. San Francisco (9/26):** Recorded a then career-high 13 clean snaps...**vs. Jacksonville (10/6):** Registered 13 clean snaps for the second consecutive week...**at Indianapolis (11/10):** Recorded 11 clean snaps.

2012 SEASON: Recorded 139 consecutive clean snaps...had four special teams tackles...**at Arizona (11/25):** Tallied 12 clean snaps...**vs. San Francisco (12/2):** Registered 12 clean snaps...**at Buffalo (12/9):** Tallied eight clean snaps...recorded one tackle on special teams.

2011 SEASON: Recorded 150 consecutive clean snaps...notched two special teams tackles...**vs. New Orleans (10/30):** Tallied 12 clean snaps...**vs. Seattle (11/20):** Made 11 clean snaps...**vs. Arizona (11/27):** Recorded 12 clean snaps...**at San Francisco (12/4):** Recorded eight clean snaps...made one special teams tackle...**vs. Cincinnati (12/18):** Tallied 11 clean snaps...added one special teams tackle.

COLLEGE: Originally a walk on at Ohio State...handled long-snapping duties for three years...Special Teams Player of the Week vs. Purdue...received his bachelor's degree in December...academic all-Big Ten...John Galbreath award for academic excellence...NFF Hampshire Honor Society...EE All Star Game as a senior...won Top Ten Tenacious three times as a junior...earned a scholarship beginning in the autumn quarter of his junior year...rotated with Dimitrios Makridis and Jackson Haas on long and short snaps for the Big Ten champions during his freshman year...redshirted as a freshman.

PERSONAL: Tight end who had 10 catches for 125 yards as a senior at Elder High in Cincinnati...had no unplayable snaps as a junior or senior...earned the Mr. ZIP award for basketball at Elder...National Honor Society...Student Council communications officer...son of Bev and Kevin McQuaide...has two sisters, Maureen and Katie...married to Abby, and they have a daughter, Quinn...2008-09 Big Ten all-academic...an aeronautical and astronautical engineering major...married wife Abby on March 17, 2012...participated in many community events, including Make-A-Wish Celebrity Server dinner, Taste of the NFL, Love Your Melon Distribution event at Mercy, 6th Annual Playground Build at Marygrove and the All-Community Team Ticket program - 4th Down Fan Club.

MCQUAIDE'S CAREER SNAP STATISTICS: RAMS: 2015 (83), 2014 (145), 2013 (141), 2012 (139), 2011 (150). **TOTAL: 658.**



52 | ALEC OGLETREE

| | |
|-------------|---------------------|
| Position: | Linebacker |
| Ht./Wt. | 6-2/245 |
| Birth Date: | 9/25/91 |
| College: | Georgia |
| Hometown: | Newnan, Ga. |
| Experience: | 3rd year (3rd Rams) |
| Acquired: | D1B-2013 (30th) |

Career GP/GS (Playoffs): 36/36 (0/0)



TRANSACTIONS: Selected by St. Louis in the first round (30th overall) of the 2013 NFL Draft (4/25/13).

PRO: Led the team in tackles in his first two NFL seasons with 155 as a rookie in 2013 and 169 in 2014...notched a 98-yard interception-return for a touchdown, tied the NFL record for longest interception return by a linebacker, and the longest return by a rookie linebacker in league history...after obtaining the No. 30 overall pick in a trade with the Atlanta Falcons, St. Louis selected Ogletree, the 10th linebacker drafted by the team in the first round since 1937...became the first linebacker drafted in the first round by the Rams in over a decade...the last linebacker taken in the first round by the Rams was Robert Thomas of UCLA in 2002 (No. 31 overall)...has started all 35 games of his three-year career.

2015 SEASON: Week 9 at Minnesota (11/08): Placed on injury reserve/designated to return...**Week 8 vs. San Francisco (11/01):** Placed on injury reserve/designated to return...**Week 7 vs. Cleveland (10/25):** Declared inactive...**Week 5 at Green Bay (10/11):** Declared inactive...**Week 4 at Arizona (10/4):** Started at strongside linebacker...led the team for a third-straight week with 11 tackles (11 solo)... left the game in the third quarter with an ankle injury...**Week 3 vs. Pittsburgh (9/27):** Started at strongside linebacker...for a second-straight week, led the team with 15 tackles (12 solo) and 2.0 sacks...marked his first multi-sack game of his career...**Week 2 at Washington (9/20):** Started at strongside linebacker...led the team in tackles with 18 (15 solo), for a new single-game high...the last time a Rams defender had 18 or more tackles was London Fletcher with 21 against San Francisco in 2001...**Week 1 vs. Seattle (9/13):** Started at strongside linebacker...posted 11 tackles (eight solo).

2014 SEASON: Led the team in tackles for the second consecutive season with 169 (110 solo), for a new single season high... finished second on the team in passes defensed (11) and forced fumbles (five)...started all 16 games...**vs. Dallas (9/21):** Split the team lead in tackles with LB James Laurinaitis with 14 (10 solo)...forced RB DeMarco Murray to fumble...the fumble was recovered by S Cody Davis at the St. Louis 35-yard line and led to a Rams touchdown...marked his first forced fumble and of the season...**at Philadelphia (10/5):** Forced RB LeSean McCoy to fumble, the fumble was recovered by CB E.J. Gaines...marked the second consecutive game that he forced a fumble on the opposing running back...he now has eight career forced fumbles... notched 12 tackles (11 solo)...**at Arizona (11/9):** Nabbed his first interception of the season, second of his career off of QB Carson Palmer and returned it 44 yards...split the team lead in tackles with S T.J. McDonald, each with 12 tackles (six solo)...also had two passes defensed, a forced fumble and one hit on the quarterback...**vs. Denver (11/16):** Intercepted QB Peyton Manning...marked his second consecutive game with an interception, the first time he has accomplished the feat in back-to-back performances in his career...led the team in tackles with 12 (10 solo) and one pass defensed...**at San Diego (11/23):** Registered 14 tackles (eight solo)...**vs. Oakland (11/30):** Notched 10 tackles (eight solo)...also forced a fumble and had two passes defensed...**vs. Arizona (12/11):** Made 11 tackles (five solo)...added two passes defensed...**vs. New York Giants (12/21):** Garnered 13 tackles (11 solo)...**at Seattle (12/28):** Registered 11 tackles (seven solo)...also caused RB Marshawn Lynch to fumble, which was recovered by S T.J. McDonald.

2013 SEASON: Played and started all 16 games...led the team in tackles with 155 (124 solo), 1.5 sacks, one interception returned 98 yards for a touchdown, seven passes defensed and six forced fumbles...the 98-yard interception-return tied the NFL record for longest interception return by a linebacker, and the longest return by a rookie linebacker in league history...**vs. Arizona (9/8):** Earned his first career NFL start at linebacker...recorded a team-high 11 tackles (nine solo)...forced one fumble...**at Atlanta (9/15):** Recorded a team-high nine tackles (eight solo), including one tackle for loss...added two passes defensed...**at Dallas (9/22):** Tied for a team-high 10 tackles (seven solo)...**vs. San Francisco (9/26):** Recorded 11 tackles (nine solo)...forced his second fumble of the season...**at Houston (10/13):** Recorded a team-high 11 tackles...forced his third fumble of the season...recorded his first career interception and touchdown when he picked off QB T.J. Yates and returned it 98 yards for the score...**vs. Chicago (11/24):** Led the team with a career-high 15 tackles (10 solo)...**at San Francisco (12/1):** Registered 12 tackles (nine solo), including two for loss...forced his fourth fumble of the season when he stripped 49ers RB Frank Gore in the third quarter...surpassed the century-mark in tackles in his rookie season...**at Arizona (12/8):** Tallied a team-high 12 tackles (10 solo), including one for loss... added his first career sack by dropping Cardinals QB Carson Palmer for a seven-yard loss...also had a quarterback pressure and a hit on the quarterback...**vs. New Orleans (12/15):** Notched a team-high 13 tackles (10 solo), including one for loss...added a pass defensed...**vs. Tampa Bay (12/22):** Recorded a team-high 10 tackles (nine solo), including one for loss...forced two fumbles to increase his season total to six...added 0.5 sacks to push his season total to 1.5...**at Seattle (12/29):** Led the team with 11 tackles (eight solo), including two for loss...also added one quarterback hit.

COLLEGE: First-team All-Southeastern Conference choice by The NFL Draft Report, earning third-team honors from Phil Steele...named to the Southeastern Conference Freshman team by the league's coaches...also earned the team's Newcomer of the Year Award on defense...earned Athletic Director's Honor Roll distinction for the summer semester.

PERSONAL: Studied human development & family science at Georgia...twin brother of former teammate Alexander Ogletree, a fullback for the University of Georgia...played for Newnan High School head coach Mike McDonald...named Class AAAAA Defensive Player of the Year, to the All-Decade Team and received All-State first-team unanimous accolades...also selected by the Georgia Sports Writers Association as the state's Class AAAAA Defensive Player of the Year...was a starter on the basketball team and ran the 400-meter dash and the 4x100 relay and long jumped for the Cougars... participated in many community events, including Make-A-Wish Celebrity Server Dinner, Defensive Line Paintball Event to benefit St. Patrick Center, Coach Fisher & Friends Celebrity Softball game, and the All-Community Team Ticket program - Tree House.

ALEC OGLETREE NFL STATISTICS

REGULAR SEASON

| Year | Team | G/S | Tackles | | | Sk | Yds | Interceptions | | | TD | PD | Fumbles | | Yds |
|--------------|------|--------------|------------|------------|-----------|------------|-------------|---------------|------------|------------|----------|-----------|-----------|----------|----------|
| | | | Total | Solo | Asst | | | Int | Yds | Lg | | | FF | FR | |
| 2013 | RAMS | 16/16 | 155 | 124 | 31 | 1.5 | 8.5 | 1 | 98 | 98t | 1 | 7 | 6 | 0 | 0 |
| 2014 | RAMS | 16/16 | 169 | 110 | 59 | 0.0 | 0.0 | 2 | 44 | 44 | 0 | 11 | 5 | 0 | 0 |
| 2015 | RAMS | 4/4 | 55 | 46 | 9 | 2.0 | 9.0 | 0 | 0 | 0 | 0 | 0 | 0 | 0 | 0 |
| Total | | 36/36 | 379 | 280 | 99 | 3.5 | 17.5 | 3 | 142 | 98t | 1 | 18 | 11 | 0 | 0 |

SINGLE GAME HIGHS

Total Tackles – 18, at Washington (9/20/15)
 Solo Tackles – 15, at Washington (9/20/15)
 Sacks – 2.0, vs. Pittsburgh (9/27/15)
 Interceptions – 1, many times, last vs. Denver (11/16/14)
 Passes Defensed – 2, many times, last vs. Arizona (12/11/14)

ALEC OGLETREE GAME-BY-GAME STATISTICS

| 2015 ST. LOUIS RAMS | | | | | | | | | | | | | | | |
|---------------------|------------|------------|-----------|-----------|----------|------------|--------------------------------------|----------|----------|----------|----------|----------|----------|----------|----------|
| Game | W/L | P/S | T | S | A | Sk | Yds | Int | Yds | Lg | TD | PD | FF | FR | Yds |
| SEA 9/13 | W | 1/1 | 11 | 8 | 3 | 0 | 0.0 | 0 | 0 | 0 | 0 | 0 | 0 | 0 | 0 |
| @WAS 9/20 | L | 1/1 | 18 | 15 | 3 | 0 | 0.0 | 0 | 0 | 0 | 0 | 0 | 0 | 0 | 0 |
| PIT 9/27 | L | 1/1 | 15 | 12 | 3 | 2.0 | 9.0 | 0 | 0 | 0 | 0 | 0 | 0 | 0 | 0 |
| @ARI 10/4 | W | 1/1 | 11 | 11 | 0 | 0 | 0.0 | 0 | 0 | 0 | 0 | 0 | 0 | 0 | 0 |
| @GB 10/11 | L | | | | | | Inactive | | | | | | | | |
| CLE 10/25 | W | | | | | | Inactive | | | | | | | | |
| SF 11/1 | W | | | | | | Injured reserve/designated to return | | | | | | | | |
| @MIN 11/8 | L | | | | | | Injured reserve/designated to return | | | | | | | | |
| CHI 11/15 | 0/0 | 0/0 | 0 | 0 | 0 | 0 | 0.0 | 0 | 0 | 0 | 0 | 0 | 0 | 0 | 0 |
| @BAL 11/22 | 0/0 | 0/0 | 0 | 0 | 0 | 0 | 0.0 | 0 | 0 | 0 | 0 | 0 | 0 | 0 | 0 |
| @CIN 11/29 | 0/0 | 0/0 | 0 | 0 | 0 | 0 | 0.0 | 0 | 0 | 0 | 0 | 0 | 0 | 0 | 0 |
| ARI 12/6 | 0/0 | 0/0 | 0 | 0 | 0 | 0 | 0.0 | 0 | 0 | 0 | 0 | 0 | 0 | 0 | 0 |
| DET 12/13 | 0/0 | 0/0 | 0 | 0 | 0 | 0 | 0.0 | 0 | 0 | 0 | 0 | 0 | 0 | 0 | 0 |
| TB 12/17 | 0/0 | 0/0 | 0 | 0 | 0 | 0 | 0.0 | 0 | 0 | 0 | 0 | 0 | 0 | 0 | 0 |
| @SEA 12/27 | 0/0 | 0/0 | 0 | 0 | 0 | 0 | 0.0 | 0 | 0 | 0 | 0 | 0 | 0 | 0 | 0 |
| @SF 1/3 | 0/0 | 0/0 | 0 | 0 | 0 | 0 | 0.0 | 0 | 0 | 0 | 0 | 0 | 0 | 0 | 0 |
| Total | 4-4 | 4/4 | 55 | 46 | 9 | 2.0 | 9.0 | 0 | 0 | 0 | 0 | 0 | 0 | 0 | 0 |

| 2014 ST. LOUIS RAMS | | | | | | | | | | | | | | | |
|---------------------|-------------|--------------|------------|------------|-----------|------------|----------|----------|-----------|-----------|----------|-----------|----------|----------|----------|
| Game | W/L | P/S | T | S | A | Sk | Yds | Int | Yds | Lg | TD | PD | FF | FR | Yds |
| MIN 9/7 | L | 1/1 | 7 | 4 | 3 | 0.0 | 5 | 0 | 0 | 0 | 0 | 1 | 0 | 0 | 0 |
| @TB 9/14 | W | 1/1 | 8 | 5 | 3 | 0.0 | 0 | 0 | 0 | 0 | 0 | 0 | 0 | 0 | 0 |
| DAL 9/21 | L | 1/1 | 14 | 10 | 4 | 0.0 | 0 | 0 | 0 | 0 | 0 | 0 | 0 | 1 | 0 |
| PHI 10/5 | L | 1/1 | 12 | 11 | 1 | 0.0 | 0 | 0 | 0 | 0 | 0 | 0 | 0 | 1 | 0 |
| SF 10/13 | L | 1/1 | 7 | 7 | 0 | 0.0 | 0 | 0 | 0 | 0 | 0 | 0 | 0 | 0 | 0 |
| SEA 10/19 | W | 1/1 | 10 | 6 | 4 | 0.0 | 0 | 0 | 0 | 0 | 0 | 0 | 0 | 0 | 0 |
| @KC 10/26 | L | 1/1 | 11 | 5 | 6 | 0.0 | 0 | 0 | 0 | 0 | 0 | 0 | 0 | 0 | 0 |
| @SF 11/2 | W | 1/1 | 10 | 4 | 6 | 0.0 | 0 | 0 | 0 | 0 | 0 | 0 | 1 | 0 | 0 |
| @ARI 11/9 | L | 1/1 | 12 | 6 | 6 | 0.0 | 0 | 1 | 44 | 44 | 0 | 2 | 1 | 0 | 0 |
| DEN 11/16 | W | 1/1 | 12 | 10 | 2 | 0.0 | 0 | 1 | 0 | 0 | 0 | 1 | 0 | 0 | 0 |
| @SD 11/23 | L | 1/1 | 14 | 8 | 6 | 0.0 | 0 | 0 | 0 | 0 | 0 | 0 | 0 | 0 | 0 |
| OAK 11/30 | W | 1/1 | 10 | 8 | 2 | 0.0 | 0 | 0 | 0 | 0 | 0 | 2 | 1 | 0 | 0 |
| @WAS 12/7 | W | 1/1 | 7 | 3 | 4 | 0.0 | 0 | 0 | 0 | 0 | 0 | 2 | 0 | 0 | 0 |
| ARI 12/11 | L | 1/1 | 11 | 5 | 6 | 0.0 | 0 | 0 | 0 | 0 | 0 | 2 | 0 | 0 | 0 |
| NYG 12/21 | L | 1/1 | 13 | 11 | 2 | 0.0 | 0 | 0 | 0 | 0 | 0 | 0 | 0 | 0 | 0 |
| @SEA 12/28 | L | 1/1 | 11 | 7 | 4 | 0.0 | 0 | 0 | 0 | 0 | 0 | 0 | 1 | 0 | 0 |
| TOTAL | 6-10 | 16/16 | 169 | 110 | 59 | 0.0 | 0 | 2 | 44 | 44 | 0 | 11 | 5 | 0 | 0 |

| 2013 ST. LOUIS RAMS | | | | | | | | | | | | | | | |
|---------------------|------------|--------------|------------|------------|-----------|------------|------------|----------|------------|------------|----------|----------|----------|----------|----------|
| Game | W/L | P/S | T | S | A | Sk | Yds | Int | Yds | Lg | TD | PD | FF | FR | Yds |
| ARI 9/8 | W | 1/1 | 11 | 9 | 2 | 0.0 | 0 | 0 | 0 | 0 | 0 | 0 | 1 | 0 | 0 |
| @ATL 9/15 | L | 1/1 | 9 | 8 | 1 | 0.0 | 0 | 0 | 0 | 0 | 2 | 0 | 0 | 0 | 0 |
| @DAL 9/22 | L | 1/1 | 10 | 7 | 3 | 0.0 | 0 | 0 | 0 | 0 | 0 | 0 | 0 | 0 | 0 |
| SF 9/26 | L | 1/1 | 11 | 9 | 2 | 0.0 | 0 | 0 | 0 | 0 | 0 | 1 | 0 | 0 | 0 |
| JAC 10/6 | W | 1/1 | 7 | 6 | 1 | 0.0 | 0 | 0 | 0 | 0 | 1 | 0 | 0 | 0 | 0 |
| @HOU 10/13 | W | 1/1 | 11 | 10 | 1 | 0.0 | 0 | 1 | 98t | 98t | 1 | 0 | 1 | 0 | 0 |
| @CAR 10/20 | L | 1/1 | 7 | 6 | 1 | 0.0 | 0 | 0 | 0 | 0 | 0 | 0 | 0 | 0 | 0 |
| SEA 10/28 | L | 1/1 | 3 | 2 | 1 | 0.0 | 0 | 0 | 0 | 0 | 0 | 0 | 0 | 0 | 0 |
| TEN 11/3 | L | 1/1 | 7 | 6 | 1 | 0.0 | 0 | 0 | 0 | 0 | 1 | 0 | 0 | 0 | 0 |
| @IND 11/10 | W | 1/1 | 6 | 5 | 1 | 0.0 | 0 | 0 | 0 | 0 | 1 | 0 | 0 | 0 | 0 |
| CHI 11/24 | W | 1/1 | 15 | 10 | 5 | 0.0 | 0 | 0 | 0 | 0 | 0 | 0 | 0 | 0 | 0 |
| @SF 12/1 | L | 1/1 | 12 | 9 | 3 | 0.0 | 0 | 0 | 0 | 0 | 0 | 1 | 0 | 0 | 0 |
| @ARI 12/8 | L | 1/1 | 12 | 10 | 2 | 1.0 | 7 | 0 | 0 | 0 | 0 | 1 | 0 | 0 | 0 |
| NO 12/15 | W | 1/1 | 13 | 10 | 3 | 0.0 | 0 | 0 | 0 | 0 | 1 | 0 | 0 | 0 | 0 |
| TB 12/22 | W | 1/1 | 10 | 9 | 1 | 0.5 | 1.5 | 0 | 0 | 0 | 0 | 2 | 0 | 0 | 0 |
| @SEA 12/29 | L | 1/1 | 11 | 8 | 3 | 0.0 | 0 | 0 | 0 | 0 | 1 | 0 | 0 | 0 | 0 |
| TOTAL | 7-9 | 16/16 | 155 | 124 | 31 | 1.5 | 8.5 | 1 | 98t | 98t | 1 | 7 | 7 | 0 | 0 |



83 | BRIAN QUICK

| | |
|-------------|---------------------|
| Position: | Wide Receiver |
| Ht./Wt.: | 6-3/218 |
| Birth Date: | 6/5/89 |
| College: | Appalachian State |
| Hometown: | Columbia, S.C. |
| Experience: | 4th year (4th Rams) |
| Acquired: | D2A-2012 |

Career GP/GS (Playoffs): 43/12 (0/0)



TRANSACTIONS: Placed on reserve/injured (10/29/14)...selected by St. Louis in the second round (33rd overall) of the 2012 NFL Draft (4/27/12).

PRO: Fourth-year pro has played in 43 career games with 12 starts...tallied 29 career catches for 458 yards and four touchdowns in first two seasons.

2015 SEASON: **Week 9 at Minnesota (11/8):** Saw action on offense and made one catch...**Week 8 vs. San Francisco (11/1):** Tallied one catch for five yards...**Week 7 vs. Cleveland (10/25):** Took the field for half of the team's offensive plays...**Week 5 at Green Bay (10/11):** Made his first catch of the season for 10 yards...**Week 4 at Arizona (10/4):** Made his season debut...**Week 3 vs. Pittsburgh (9/27):** Declared inactive...**Week 2 at Washington (9/20):** Declared inactive...**Week 1 vs. Seattle (9/13):** Declared inactive.

2014 SEASON: Started six-of-seven games played before being placed on reserve/injured (10/29)...racked up 25 catches for 375 yards for new season-highs in both categories...**vs. Minnesota (9/7):** Started at wide receiver...caught a team-leading seven passes for 99 yards, setting new personal bests in receptions and receiving yards...**at Tampa Bay (9/14):** Started at wide receiver...led the team in receptions and receiving yards for the second consecutive game...tallied seven receptions for 74 yards...**vs. Dallas (9/21):** Started at wide receiver...notched his first touchdown of the season (fifth career) on a 51-yard reception from QB Austin Davis...marks the longest offensive play of the season for the Rams...**at Philadelphia (10/5):** Started at wide receiver...connected with QB Austin Davis on an 8 yard touchdown reception for his second touchdown of the season...added a 5 yard touchdown reception for his first multi-touchdown game of his career...has surpassed his touchdown totals from '12 and '13 with three touchdowns on the season and seven career...finished the game with a team-leading five receptions for 87 yards...**at Kansas City (10/26):** Started at wide receiver...caught one pass for 10 yards...left the game with an arm injury and did not return.

2013 SEASON: Played in 16 games with four starts...caught 18 passes for 302 yards, including a long of 73 yards and two touchdowns...**at Houston (10/13):** Hauled in his first touchdown of the season, a four yard reception, marks the third of his career...**at Carolina (10/20):** Caught two passes for a career high 97 yards, including a long of 73, the team's longest play from scrimmage this season...**at San Francisco (12/1):** Caught three passes for 41 yards, including a long of 29...caught a three-yard touchdown pass...marks his second touchdown of the year, fourth career.

2012 SEASON: Caught 11 passes for 156 yards and two touchdowns...**at Detroit (9/9):** Played in his first career game...**vs. Seattle (9/30):** Caught first NFL reception for 19 yards from QB Sam Bradford...**vs. Green Bay (10/21):** Hauled in two receptions for 31 yards, including a season-long 22-yard reception...**vs. New England (10/28):** Caught a career-long 39-yard reception from QB Kellen Clemens...**at San Francisco (11/11):** Earned his first NFL start...hauled in a 36-yard touchdown pass from QB Sam Bradford on the first drive of the game, the catch marked his first career touchdown...**vs. Minnesota (12/16):** Hauled in two receptions for 12 yards, including one four-yard touchdown catch.

COLLEGE: Started 36-of-54 games...caught 202 passes for 3,418 yards and 31 touchdowns...holds the school career-record with his 202 catches, topping the previous mark of 200 by DaVon Fowlkes (2001-04), as that total placed fifth on the Southern Conference all-time record chart...his 3,418 receiving yards set another ASU record, as he joined Rick Beasley (3,124; 1978-80) as the only Mountaineers to gain over 3,000 yards receiving for a career...one of only seven Southern Conference performers to reach 3,000 yards, finishing fourth in league annals...established a school record with 31 touchdown catches, breaking the old mark of 25 scoring grabs by Bob Agle (1965-68), as Quick joined Andre Roberts of The Citadel (37; 2006-09) and Terrell Hudgins of Elon (52; 2006-09) as the only conference players to record at least 30 touchdown catches in a career...His 1,096 receiving yards in 2011 rank fourth; 982 yards in 2009 rank sixth and 844 yards in 2010 rank 10th on the ASU season-record chart... Health Promotion major.

PERSONAL: Lettered in basketball at Ridge View (Columbia, S.C.) High School before lettering in football as a senior...made the most of his first year of organized football since Little League, coming up with 885 receiving yards and 11 touchdowns as a senior...participated in the prestigious Shrine Bowl of the Carolinas, after earning All-State, All-Region and All-Area gridiron selections, in addition to being named the team's offensive MVP...son of Shirley Quick and Jimmy Duncan...born Brian Rumeal Quick...resides in Columbia, South Carolina...participated in many community events, including the Taste of the NFL, Autism Speaks Family Fun Night, and the All-Community Team Ticket program - Quick's Pack.

BRIAN QUICK NFL STATISTICS

REGULAR SEASON

| Year | Team | G/S | Receiving | | | | Rushing | | | | TD |
|---------------|------|--------------|-----------|------------|-------------|-----------|----------|----------|----------|----------|----------|
| | | | No | Yds | Avg | Lg | Att | Yds | Avg | Lg | |
| 2012 | RAMS | 15/1 | 11 | 156 | 14.2 | 39 | 2 | 0 | 0 | 0 | 0 |
| 2013 | RAMS | 16/5 | 18 | 302 | 16.8 | 73 | 2 | 0 | 0 | 0 | 0 |
| 2014 | RAMS | 7/6 | 25 | 375 | 15.0 | 51t | 3 | 0 | 0 | 0 | 0 |
| 2015 | RAMS | 5/0 | 3 | 14 | 4.6 | 10 | 0 | 0 | 0 | 0 | 0 |
| TOTALS | | 43/12 | 56 | 837 | 14.9 | 73 | 6 | 0 | 0 | 0 | 0 |

SINGLE GAME HIGHS

Receptions- 7, twice, last at Tampa Bay (9/14/14)
 Reception Yards- 99, vs. Minnesota (9/7/14)
 Touchdowns- 2, at Philadelphia (10/5/14)
 Longest Reception- 73, at Carolina (11/24/13)

BRIAN QUICK GAME-BY-GAME STATISTICS

2015 ST. LOUIS RAMS

| Game | W/L | P/S | Receiving | | | | Rushing | | | | TD |
|--------------|------------|------------|-----------|-----------|------------|-----------|----------|----------|----------|----------|----------|
| | | | No | Yds | Avg | Lg | Att | Yds | Avg | Lg | |
| SEA 9/13 | W | | | | | | | | | | |
| @WASH 9/20 | L | | | | | Inactive | | | | | |
| PIT 9/27 | L | | | | | Inactive | | | | | |
| @ARIZ 10/4 | W | 1/0 | 0 | 0 | 0.0 | 0 | 0 | 0 | 0 | 0 | 0 |
| @GB 10/11 | L | 1/0 | 1 | 10 | 10.0 | 10 | 0 | 0 | 0 | 0 | 0 |
| CLE 10/25 | W | 1/0 | 0 | 0 | 0.0 | 0 | 0 | 0 | 0 | 0 | 0 |
| SF 11/1 | W | 1/0 | 1 | 5 | 5.0 | 5 | 0 | 0 | 0 | 0 | 0 |
| @MIN 11/8 | L | 1/0 | 1 | -1 | -1.0 | -1 | 0 | 0 | 0 | 0 | 0 |
| CHI 11/15 | 0/0 | 0/0 | 0 | 0 | 0.0 | 0 | 0 | 0 | 0 | 0 | 0 |
| @BAL 11/22 | 0/0 | 0/0 | 0 | 0 | 0.0 | 0 | 0 | 0 | 0 | 0 | 0 |
| @CIN 11/29 | 0/0 | 0/0 | 0 | 0 | 0.0 | 0 | 0 | 0 | 0 | 0 | 0 |
| ARIZ 12/6 | 0/0 | 0/0 | 0 | 0 | 0.0 | 0 | 0 | 0 | 0 | 0 | 0 |
| DET 12/13 | 0/0 | 0/0 | 0 | 0 | 0.0 | 0 | 0 | 0 | 0 | 0 | 0 |
| TB 12/17 | 0/0 | 0/0 | 0 | 0 | 0.0 | 0 | 0 | 0 | 0 | 0 | 0 |
| @SEA 12/27 | 0/0 | 0/0 | 0 | 0 | 0.0 | 0 | 0 | 0 | 0 | 0 | 0 |
| @SF 1/3/16 | 0/0 | 0/0 | 0 | 0 | 0.0 | 0 | 0 | 0 | 0 | 0 | 0 |
| TOTAL | 4-4 | 5/0 | 3 | 14 | 4.6 | 10 | 0 | 0 | 0 | 0 | 0 |

2014 ST. LOUIS RAMS

| Game | W/L | P/S | Receiving | | | | Rushing | | | | TD |
|--------------|------------|------------|-----------|------------|-------------|------------|----------|----------|----------|-----------------|----------|
| | | | No | Yds | Avg | Lg | Att | Yds | Avg | Lg | |
| MIN 9/7 | L | 1/1 | 7 | 99 | 14.1 | 23 | 0 | 0 | 0 | 0 | 0 |
| @TB 9/14 | W | 1/1 | 7 | 74 | 10.6 | 16 | 0 | 0 | 0 | 0 | 0 |
| DAL 9/21 | L | 1/1 | 2 | 62 | 31.0 | 51 | 1 | 0 | 0 | 0 | 0 |
| @PHI 10/5 | L | 1/1 | 5 | 87 | 17.4 | 43 | 2 | 0 | 0 | 0 | 0 |
| SF 10/13 | L | 1/0 | 1 | 10 | 10.0 | 10 | 0 | 0 | 0 | 0 | 0 |
| SEA 10/19 | W | 1/1 | 2 | 33 | 16.5 | 19 | 0 | 0 | 0 | 0 | 0 |
| @KC 10/26 | L | 1/1 | 1 | 10 | 10.0 | 10 | 0 | 0 | 0 | 0 | 0 |
| @SF 11/2 | | | | | | | | | | Reserve/Injured | |
| @ARI 11/9 | | | | | | | | | | Reserve/Injured | |
| DEN 11/16 | | | | | | | | | | Reserve/Injured | |
| @SD 11/23 | | | | | | | | | | Reserve/Injured | |
| OAK 11/30 | | | | | | | | | | Reserve/Injured | |
| @WAS 12/7 | | | | | | | | | | Reserve/Injured | |
| ARI 12/11 | | | | | | | | | | Reserve/Injured | |
| NYG 12/21 | | | | | | | | | | Reserve/Injured | |
| @SEA 12/28 | | | | | | | | | | Reserve/Injured | |
| TOTAL | 2-5 | 7/6 | 25 | 375 | 15.0 | 51t | 3 | 0 | 0 | 0.0 | 0 |

2013 ST. LOUIS RAMS

| Game | W/L | P/S | Receiving | | | | Rushing | | | | TD |
|--------------|------------|-------------|-----------|------------|-------------|-----------|----------|----------|------------|----------|----------|
| | | | No | Yds | Avg | Lg | Att | Yds | Avg | Lg | |
| ARI 9/8 | W | 1/0 | 1 | 16 | 16.0 | 16 | 0 | 0 | 0.0 | 0 | 0 |
| @ATL 9/15 | L | 1/0 | 1 | 15 | 15.0 | 15 | 0 | 0 | 0.0 | 0 | 0 |
| @DAL 9/22 | L | 1/0 | 1 | 7 | 7.0 | 7 | 0 | 0 | 0.0 | 0 | 0 |
| SF 9/26 | L | 1/0 | 1 | 12 | 12.0 | 12 | 0 | 0 | 0.0 | 0 | 0 |
| JAC 10/6 | W | 1/0 | 2 | 45 | 22.5 | 28 | 0 | 0 | 0.0 | 0 | 0 |
| @HOU 10/13 | W | 1/1 | 1 | 4 | 4.0 | 4t | 1 | 0 | 0.0 | 0 | 0 |
| @CAR 10/20 | L | 1/1 | 2 | 97 | 48.5 | 73 | 0 | 0 | 0.0 | 0 | 0 |
| SEA 10/28 | L | 1/0 | 0 | 0 | 0.0 | 0 | 0 | 0 | 0.0 | 0 | 0 |
| TEN 11/3 | L | 1/0 | 2 | 30 | 15.0 | 20 | 0 | 0 | 0.0 | 0 | 0 |
| @IND 11/10 | W | 1/1 | 0 | 0 | 0.0 | 0 | 0 | 0 | 0.0 | 0 | 0 |
| CHI 11/24 | W | 1/0 | 2 | 19 | 9.5 | 16 | 0 | 0 | 0.0 | 0 | 0 |
| @SF 12/1 | L | 1/0 | 3 | 41 | 13.7 | 29 | 1 | 0 | 0.0 | 0 | 0 |
| @ARI 12/8 | L | 1/0 | 0 | 0 | 0.0 | 0 | 0 | 0 | 0.0 | 0 | 0 |
| NO 12/15 | W | 1/0 | 0 | 0 | 0.0 | 0 | 0 | 0 | 0.0 | 0 | 0 |
| TB 12/22 | W | 1/1 | 2 | 16 | 8.0 | 9 | 0 | 0 | 0.0 | 0 | 0 |
| @SEA 12/29 | L | 1/0 | 0 | 0 | 0.0 | 0 | 0 | 0 | 0.0 | 0 | 0 |
| TOTAL | 7-9 | 16/4 | 18 | 302 | 16.8 | 73 | 2 | 0 | 0.0 | 0 | 0 |

2012 ST. LOUIS RAMS

| Game | W/L | P/S | Receiving | | | | Rushing | | | | TD |
|---------------|--------------|-------------|-----------|------------|-------------|-----------|----------|----------|------------|----------|----------|
| | | | No | Yds | Avg | Lg | Att | Yds | Avg | Lg | |
| @DET 9/9 | L | 1/0 | 0 | 0 | 0.0 | 0 | 0 | 0 | 0.0 | 0 | 0 |
| WAS 9/16 | W | 1/0 | 0 | 0 | 0.0 | 0 | 0 | 0 | 0.0 | 0 | 0 |
| @CHI 9/23 | L | | | | | Inactive | | | | | |
| SEA 9/30 | W | 1/0 | 1 | 19 | 19.0 | 19 | 0 | 0 | 0.0 | 0 | 0 |
| ARI 10/4 | W | 1/0 | 0 | 0 | 0.0 | 0 | 0 | 0 | 0.0 | 0 | 0 |
| @MIA 10/14 | L | 1/0 | 1 | 1 | 1.0 | 1 | 0 | 0 | 0.0 | 0 | 0 |
| GB 10/21 | L | 1/0 | 2 | 31 | 15.6 | 22 | 0 | 0 | 0.0 | 0 | 0 |
| NE 10/28 | L | 1/0 | 1 | 39 | 39.0 | 39 | 0 | 0 | 0.0 | 0 | 0 |
| @SF 11/11 | T | 1/1 | 1 | 36t | 36.0 | 36t | 1 | 0 | 0.0 | 0 | 0 |
| NYJ 11/18 | L | 1/0 | 1 | 9 | 9.0 | 9 | 0 | 0 | 0.0 | 0 | 0 |
| @ARI 11/25 | W | 1/0 | 0 | 0 | 0.0 | 0 | 0 | 0 | 0.0 | 0 | 0 |
| SF 12/2 | W | 1/0 | 1 | 3 | 3.0 | 3 | 0 | 0 | 0.0 | 0 | 0 |
| @BUF 12/9 | W | 1/0 | 1 | 6 | 6.0 | 6 | 0 | 0 | 0.0 | 0 | 0 |
| MIN 12/16 | L | 1/0 | 2 | 12 | 6.0 | 8 | 1 | 0 | 0.0 | 0 | 0 |
| @TB 12/23 | W | 1/0 | 0 | 0 | 0.0 | 0 | 0 | 0 | 0.0 | 0 | 0 |
| @SEA 12/30 | L | 1/0 | 0 | 0 | 0.0 | 0 | 0 | 0 | 0.0 | 0 | 0 |
| TOTALS | 7-8-1 | 15/1 | 11 | 156 | 14.2 | 39 | 2 | 0 | 0.0 | 0 | 0 |



94 | ROBERT QUINN

| | |
|-------------|---------------------|
| Position: | Defensive End |
| Ht./Wt.: | 6-4/264 |
| Birth Date: | 5/18/90 |
| Hometown: | Ladson, S.C. |
| Experience: | 5th year (5th Rams) |
| Acquired: | D1-2011 |

Career GP/GS (Playoffs): 70/54 (0/0)

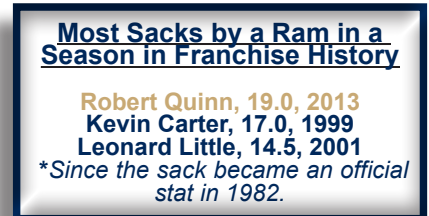


TRANSACTIONS: Re-signed with the Rams (9/13/14)...drafted in the first round (14th overall) in the 2011 NFL Draft by the St. Louis Rams.

PRO: Fifth-year pro has played in 70 games with 54 starts...named to the 2014 and 2015 Pro Bowls, earned team-captain honor in 2014...also earned First-Team All-Pro honors following the 2013 and 2014 seasons...named Pro Football Writers of America 2013 Defensive Player of the Year...notched 19.0 sacks during 2013 season, second-best in the NFL...2013 sack total set a new franchise record, topping Kevin Carter's 17.0 in 1999...posted career statistics of 178 tackles (113 solo), 45.0 sacks, seven passes defended, 15 forced fumbles and two fumble recoveries.



2015 SEASON: Week 9 at Minnesota (11/8): Declared inactive...**Week 8 vs. San Francisco (11/1):** Sacked QB Colin Kaepernick for five yards...also tallied two solo tackles and two passes defended...**Week 7 vs. Cleveland (10/25):** Started at defensive end and was credited two quarterback pressures...**Week 5 at Green Bay (10/11):** Sacked QB Aaron Rodgers and made six tackles (five solo)...forced his league-leading third fumble of the season... **Week 4 at Arizona (10/4):** Made two tackles (one solo) and batted down a pass at the line...also had two quarterback pressures and one quarterback hit...**Week 3 vs. Pittsburgh (9/27):** Recorded 1.0 sack for 11 yards and forced a fumble...leads the NFL in forced fumbles since 2013 with 14...also had one solo tackle...**Week 2 at Washington (9/20):** Made five tackles (one solo) and forced a fumble...**Week 1 vs. Seattle (9/13):** Started at defensive end...recorded 2.0 sacks for five yards...also made three tackles (two solo), two quarterback pressures and two hits on the quarterback.



2014 SEASON: Nominated to second-consecutive Pro Bowl and First-Team All-Pro honors...garnered 61 tackles (42 solo), 10.5 sacks, and led the team in forced fumbles with seven...marked third consecutive season with at least 10-plus sacks...finished the season with a team-leading 24 quarterback hits and second on the team with 37 quarterback pressures...**vs. Minnesota (9/7):** Tallied two tackles (one solo), two quarterback pressures and four hits on the quarterback...**at Tampa Bay (9/14):** Registered six tackles (four solo)...added two pressures and two hits on the quarterback...**vs. Seattle (10/19):** Recorded his first sack of the season on QB Russell Wilson...also made six tackles (four solo), two quarterback pressures and one hit on the quarterback...**at Kansas City (10/26):** Forced QB Alex Smith to fumble, marked his first forced fumble of the season...also had two sacks on Smith, in back-to-back plays...the last time Quinn posted sacks in back-to-back plays was against Seattle (10/28/13) when he took down QB Russell Wilson two times to end the half...marked his second consecutive game with a sack and first multi-sack game of the year...recorded six tackles (four solo, one quarterback hit and one pressure...**at San Francisco (11/2):** Registered 2.0 sacks on QB Colin Kaepernick...also forced Kaepernick to fumble and it was recovered by DE Eugene Sims, which helped set up the Rams' three-play scoring drive...marked his second consecutive game with 2.0 sacks and third consecutive game with a sack...also had four tackles (three solo)...**at Arizona (11/9):** Started at defensive end...notched a sack on QB Carson Palmer...marked his fourth consecutive game with at least 1.0 sack...also recorded five tackles (three solo), four quarterback pressures and one hit on the quarterback...**at San Diego (11/23):** Had one assisted tackle and a season-high six quarterback pressures...also recorded two hits on the quarterback and one pass defended...**vs. Oakland (11/30):** Recorded 3.0 sacks...marked his only 3.0 sack performance of the season and fifth career game with at least 3.0 sacks...his second sack was paired with a caused fumble, which was recovered by DE Chris Long...added a second forced fumble...also had five solo tackles...**at Washington (12/7):** Split a sack on QB Colt McCoy with LB James Laurinaitis and recorded a solo sack...to push his season total to 10.5 sacks this season and 45.0 for his career...notched three tackles (two solo), one pass defended and two forced fumbles...**vs. New York Giants (12/21):** Notched five tackles (four solo), two quarterback pressures and one hit on the quarterback.

2013 SEASON: Started 16 games...tallied 57 tackles (41 solo), 19.0 sacks, seven forced fumbles, two fumble recoveries...named 2014 Pro Bowl captain, also eaned First-Team All-Pro honors and Pro Football Writers of America Defensive Player of the Year...tallied five multi-sack games, including three contests in which he recorded 3.0 sacks...voted by teammates as the Daniel F. Reeves Award recipient, Rams' team award for most valuable player...**vs. Arizona (9/8):** Put together an defensive performance featuring 3.0 sacks, tying his single game record...also forced two fumbles...added two assisted tackles in season opener...named defensive player of the week...**at Atlanta (9/15):** Recorded five solo tackles, including three for loss...added 1.0 sack, his sec-

and consecutive game with a sack...**vs. San Francisco (9/26)**: Recorded two tackles (one solo)...added 1.0 sack...**at Houston (10/13)**: Tallied 1.0 sack, bringing his season total to 6.0...also forced one fumble...**at Carolina (10/20)**: Recorded 1.0 sack for a season total of 7.0...added five tackles (four solo)...**vs. Seattle (10/28)**: Notched 3.0 sacks for a season total of 10.0...added three tackles (one solo)...**at Indianapolis (11/10)**: Sacked Colts QB Andrew Luck twice for a total loss of 24 yards and a season total of 12.0 sacks...forced Luck to fumble, was recovered by DE Chris Long and returned 45 yards for a score...added two tackles (one solo)...**vs. Chicago (11/24)**: Sacked Bears QB

NFC Special Teams Player of Week 8

Josh McCown, stripped the ball and returned the fumble 31 yards for a touchdown...marks first career touchdown...added five tackles (three solo) and seven quarterback pressures...**vs. New Orleans (12/15)**: Notched 2.0 sacks for a season total of 15.0...continues to lead the NFC in sacks...forced QB Drew Brees to fumble early in the second quarter...stripped Brees of the ball a second time and recovered the fumble...gives him an NFL-leading eight forced fumbles...marks his second fumble recovery of the season...added six tackles (four solo), including one for loss...tallied four quarterback pressures and three hits on Brees, including one that altered the pass and led to a T.J. McDonald interception in the first quarter...**vs. Tampa Bay (12/22)**: Recorded 3.0 sacks for a season total of 18.0...set a franchise record for most sacks in a single season surpassing Kevin Carter's 1999 record of 17.0...leads the NFL in sacks...marks his third game with 3.0 sacks this season...added three solo tackles, including one for loss...tallied two quarterback hits and one pressure on Tampa Bay's Mike Glennon...**at Seattle (12/29)**: Notched 1.0 sack for a season total of 19.0...added four tackles, including three for loss.

2012 SEASON: Finished second NFL season with 10.5 sacks, second among Rams...also second among Rams with 25 quarterback pressures and 17 quarterback hits...had 40 total tackles...**at Detroit (9/9)**: Recorded one sack for a loss of nine yards, marking the Rams' first sack of the season and the sixth of his career...tallied four tackles (three solo)...**vs. Washington (9/16)**: Posted one sack for a loss of nine yards, marking his second consecutive game with at least one sack...leads the Rams in sacks with two...added five tackles (three solo)...**vs. Seattle (9/30)**: Notched his third sack of the season after taking down QB Russell Wilson on a third down play in the fourth quarter for an 8-yard loss...led the Rams in sacks...added two solo tackles...**vs. Arizona (10/4)**: Posted a new career high in single-game sacks with three for a combined loss of 19 yards...forced a fumble in the fourth quarter to seal the Rams' 17-3 win, marking the Rams' first forced fumble of the season and the second of his career...finished first on the defensive line in tackles with six (two solo) and added one pass defensed...**vs. Green Bay (10/21)**: Started at right defensive end...sacked Packers' QB Aaron Rodgers for a four yard loss in Green Bay's opening drive, marked his seventh sack of the season and 12th career...also recorded one assisted tackle...**at San Francisco (11/11)**: Started at right defensive end...led the team with 1.5 sacks alongside rookie defensive tackle Michael Brockers...**at Buffalo (12/9)**: Started at right defensive end...recorded two tackles (one solo)...logged one sack for a loss of nine after taking down QB Ryan Fitzpatrick on the Bills' final drive of the game...**at Seattle (12/30)**: Started at right defensive end...pushed his season sack total to 10.5 after bringing down Seattle QB Russell Wilson for a loss of two yards...with the sack, he and fellow defensive lineman Chris Long became the first pair of Rams to record double-digit sack numbers in a single season since Grant Wistrom and Kevin Carter generated 11 and 10 sacks, respectively, in 2000...also recorded two assisted tackles.

2011 SEASON: Tallied five sacks in rookie campaign...also made 20 tackles (nine solo)...**at New York Giants (9/19)**: Made his NFL debut, seeing action on defense and special teams...sacked Giant's QB Eli Manning for a loss of eight yards...recorded two tackles (one solo)...**vs. New Orleans (10/30)**: Played on defense and special teams...blocked a Thomas Morstead punt to give St. Louis the ball at the New Orleans 15-yard line and set up a touchdown run by Steven Jackson two plays later...also recorded second sack of the season...made one solo tackle on defense and caused one fumble...**at Arizona (11/6)**: Played on defense and special teams...tallied his third sack of the season when he dropped QB John Skelton for a loss of nine yards...second consecutive game with a sack...**vs. Seattle (11/20)**: Saw action on defense and special teams...recorded his fourth sack of the season when he dropped QB Tarvaris Jackson...also partially deflected a punt in the first quarter...**vs. Arizona (11/27)**: Saw action on defense and special teams...notched his fifth sack of the season...marked back-to-back games with at least one sack for the second time of the season...**vs. Cincinnati (12/18)**: Made his first NFL start at right defensive end...partially blocked a punt in the second quarter that traveled just 21 yards...marked the third time this season he has deflected or blocked a punt.

PERSONAL: Attended Fort Dorchester High School (Ladson, S.C.)...senior season was shortened, but had 54 tackles with five sacks, 10 TFL and 21 quarterback hurries before surgery...member of South Carolina's Shrine Bowl team and the U.S. Army All-American Game...All-American choice by SuperPrep and Tom Lemming...member of the Atlanta Journal-Constitution Super Southern 100...ranked the seventh-best player in South Carolina by SuperPrep...rated the 11th-best defensive end in the country by ESPN.com...rated a four-star prospect by Rivals.com, as that recruiting service listed him as the 18th-best strong-side defensive end in the country, and the 10th-best recruit in the state of South Carolina...given a four-star rating by Scout.com, who ranked him as the 19th-best defensive end in the country...three-time defending state heavyweight champion for the Fort Dorchester wrestling squad...son of Maria and James Quinn...nickname is "El Roy"...participated in many community events, including Rob Quinn's Pro's Strike for Africa Bowling Event, Make-A-Wish Celebrity Server Dinner, Urban League Turkey Distribution, Ronald McDonald House Charities and Big Plays Little Wishes to benefit Big Brothers Big Sisters.

ROBERT QUINN NFL STATISTICS

| Year | Team | Tackles | | Interceptions | | | | Fumbles | | | PD | FF | FR | Yds | |
|--------------|------|--------------|------------|---------------|-----------|-------------|------------|----------|----------|----------|----------|-----------|-----------|----------|-----------|
| | | G/S | Total | Solo | Asst | Sk | Yds | Int | Yds | Lg | | | | | TD |
| 2011 | RAMS | 15/1 | 20 | 9 | 11 | 5.0 | 35 | 0 | 0 | 0 | 0 | 2 | 0 | 0 | 0 |
| 2012 | RAMS | 16/14 | 40 | 21 | 19 | 10.5 | 61 | 0 | 0 | 0 | 0 | 1 | 1 | 0 | 0 |
| 2013 | RAMS | 16/16 | 57 | 41 | 16 | 19.0 | 145 | 0 | 0 | 0 | 0 | 7 | 2 | 33 | 0 |
| 2014 | RAMS | 16/16 | 61 | 42 | 19 | 10.5 | 73 | 0 | 0 | 0 | 0 | 4 | 5 | 0 | 0 |
| 2015 | RAMS | 7/7 | 19 | 12 | 7 | 5.0 | 23 | 0 | 0 | 0 | 0 | 3 | 3 | 0 | 0 |
| Total | | 70/54 | 197 | 125 | 72 | 50.0 | 337 | 0 | 0 | 0 | 0 | 10 | 16 | 2 | 33 |

SINGLE GAME HIGHS
 Total Tackles – 6, many times, last at Green Bay (10/11/15)
 Solo Tackles – 5, four times, last at Green Bay (10/11/15)
 Sacks – 3.0, many times, last vs. Oakland (11/30/14)

ROBERT QUINN GAME-BY-GAME STATISTICS

| 2015 ST. LOUIS RAMS | | | | | | | | | | | | | | | |
|---------------------|------------|------------|-----------|-----------|----------|-------------------|-----------|----------|----------|----------|----------|----------|----------|----------|----------|
| Game | W/L | P/S | T | S | A | Sk | Yds | Int | Yds | Lg | TD | PD | FF | FR | Yds |
| SEA 9/13 | W | 1/1 | 3 | 2 | 1 | 2.0 | 5 | 0 | 0 | 0 | 0 | 0 | 0 | 0 | 0 |
| @WASH 9/20 | L | 1/1 | 5 | 1 | 4 | 0.0 | 0 | 0 | 0 | 0 | 0 | 0 | 1 | 0 | 0 |
| PIT 9/27 | L | 1/1 | 1 | 1 | 0 | 1.0 | 11 | 0 | 0 | 0 | 0 | 0 | 1 | 0 | 0 |
| @ARIZ 10/4 | W | 1/1 | 2 | 1 | 1 | 0.0 | 0 | 0 | 0 | 0 | 1 | 0 | 0 | 0 | 0 |
| @GB 10/11 | L | 1/1 | 6 | 5 | 1 | 1.0 | 2 | 0 | 0 | 0 | 0 | 1 | 1 | 0 | 0 |
| CLE 10/25 | W | 1/1 | 0 | 0 | 0 | 0.0 | 0 | 0 | 0 | 0 | 0 | 0 | 0 | 0 | 0 |
| SF 11/1 | W | 1/1 | 2 | 2 | 0 | 1.0 | 5 | 0 | 0 | 0 | 2 | 0 | 0 | 0 | 0 |
| @MIN 11/8 | L | 0/0 | | | | Declared Inactive | | | | | | | | | |
| CHI 11/15 | 0/0 | 0/0 | 0 | 0 | 0 | 0.0 | 0 | 0 | 0 | 0 | 0 | 0 | 0 | 0 | 0 |
| @BAL 11/22 | 0/0 | 0/0 | 0 | 0 | 0 | 0.0 | 0 | 0 | 0 | 0 | 0 | 0 | 0 | 0 | 0 |
| @CIN 11/29 | 0/0 | 0/0 | 0 | 0 | 0 | 0.0 | 0 | 0 | 0 | 0 | 0 | 0 | 0 | 0 | 0 |
| ARIZ 12/6 | 0/0 | 0/0 | 0 | 0 | 0 | 0.0 | 0 | 0 | 0 | 0 | 0 | 0 | 0 | 0 | 0 |
| DET 12/13 | 0/0 | 0/0 | 0 | 0 | 0 | 0.0 | 0 | 0 | 0 | 0 | 0 | 0 | 0 | 0 | 0 |
| TB 12/17 | 0/0 | 0/0 | 0 | 0 | 0 | 0.0 | 0 | 0 | 0 | 0 | 0 | 0 | 0 | 0 | 0 |
| @SEA 12/27 | 0/0 | 0/0 | 0 | 0 | 0 | 0.0 | 0 | 0 | 0 | 0 | 0 | 0 | 0 | 0 | 0 |
| @SF 1/3/16 | 0/0 | 0/0 | 0 | 0 | 0 | 0.0 | 0 | 0 | 0 | 0 | 0 | 0 | 0 | 0 | 0 |
| TOTAL | 4-4 | 7/7 | 19 | 12 | 7 | 5.0 | 23 | 0 | 0 | 0 | 3 | 3 | 0 | 0 | 0 |

| 2014 ST. LOUIS RAMS | | | | | | | | | | | | | | | |
|---------------------|-------------|--------------|-----------|-----------|-----------|-------------|-------------|----------|----------|----------|----------|----------|----------|----------|----------|
| Game | W/L | P/S | T | S | A | Sk | Yds | Int | Yds | Lg | TD | PD | FF | FR | Yds |
| MIN 9/7 | L | 1/1 | 2 | 1 | 1 | 0.0 | 0 | 0 | 0 | 0 | 0 | 0 | 0 | 0 | 0 |
| @TB 9/14 | W | 1/1 | 6 | 4 | 2 | 0.0 | 0 | 0 | 0 | 0 | 0 | 0 | 0 | 0 | 0 |
| DAL 9/21 | L | 1/1 | 4 | 3 | 1 | 0.0 | 0 | 0 | 0 | 0 | 0 | 0 | 0 | 0 | 0 |
| @PHI 10/5 | L | 1/1 | 3 | 3 | 0 | 0.0 | 0 | 0 | 0 | 0 | 0 | 0 | 0 | 0 | 0 |
| SF 10/13 | L | 1/1 | 6 | 4 | 2 | 0.0 | 0 | 0 | 0 | 0 | 0 | 0 | 0 | 0 | 0 |
| SEA 10/19 | W | 1/1 | 6 | 4 | 2 | 1.0 | 7.0 | 0 | 0 | 0 | 0 | 0 | 0 | 0 | 0 |
| @KC 10/26 | L | 1/1 | 6 | 4 | 2 | 2.0 | 8.0 | 0 | 0 | 0 | 0 | 0 | 0 | 1 | 0 |
| @SF 11/2 | W | 1/1 | 4 | 3 | 1 | 1.0 | 18 | 0 | 0 | 0 | 0 | 0 | 0 | 1 | 0 |
| @ARI 11/9 | L | 1/1 | 5 | 3 | 2 | 1.0 | 4 | 0 | 0 | 0 | 0 | 0 | 0 | 0 | 0 |
| DEN 11/16 | W | 1/1 | 1 | 0 | 1 | 0.0 | 0 | 0 | 0 | 0 | 0 | 2 | 0 | 0 | 0 |
| @SD 11/23 | L | 1/1 | 1 | 0 | 1 | 0.0 | 0 | 0 | 0 | 0 | 0 | 1 | 0 | 0 | 0 |
| OAK 11/30 | W | 1/1 | 5 | 5 | 0 | 3.0 | 24.0 | 0 | 0 | 0 | 0 | 0 | 0 | 2 | 0 |
| @WAS 12/7 | W | 1/1 | 3 | 2 | 1 | 1.5 | 12.0 | 0 | 0 | 0 | 0 | 1 | 1 | 0 | 0 |
| ARI 12/11 | L | 1/1 | 3 | 1 | 2 | 0.0 | 0 | 0 | 0 | 0 | 0 | 0 | 0 | 0 | 0 |
| NYG 12/21 | L | 1/1 | 5 | 4 | 1 | 0.0 | 0 | 0 | 0 | 0 | 0 | 0 | 0 | 0 | 0 |
| @SEA 12/28 | L | 1/1 | 1 | 1 | 0 | 0.0 | 0 | 0 | 0 | 0 | 0 | 0 | 0 | 0 | 0 |
| TOTAL | 6-10 | 16/16 | 61 | 42 | 19 | 10.5 | 73.0 | 0 | 0 | 0 | 4 | 5 | 0 | 0 | 0 |

| 2013 ST. LOUIS RAMS | | | | | | | | | | | | | | | |
|---------------------|------------|--------------|-----------|-----------|-----------|-------------|------------|----------|----------|----------|----------|----------|----------|-----------|----------|
| Game | W/L | P/S | T | S | A | Sk | Yds | Int | Yds | Lg | TD | PD | FF | FR | Yds |
| ARI 9/8 | W | 1/1 | 2 | 0 | 2 | 3.0 | 17 | 0 | 0 | 0 | 0 | 2 | 0 | 0 | 0 |
| @ATL 9/15 | L | 1/1 | 5 | 5 | 0 | 1.0 | 10 | 0 | 0 | 0 | 0 | 0 | 0 | 0 | 0 |
| @DAL 9/22 | L | 1/1 | 4 | 2 | 2 | 0.0 | 0 | 0 | 0 | 0 | 0 | 1 | 0 | 0 | 0 |
| SF 9/26 | L | 1/1 | 2 | 1 | 1 | 1.0 | 8 | 0 | 0 | 0 | 0 | 0 | 0 | 0 | 0 |
| JAC 10/6 | W | 1/1 | 3 | 2 | 1 | 0.0 | 0 | 0 | 0 | 0 | 0 | 0 | 0 | 0 | 0 |
| @HOU 10/13 | W | 1/1 | 0 | 0 | 0 | 1.0 | 7 | 0 | 0 | 0 | 0 | 1 | 0 | 0 | 0 |
| @CAR 10/20 | L | 1/1 | 5 | 4 | 1 | 1.0 | 11 | 0 | 0 | 0 | 0 | 0 | 0 | 0 | 0 |
| SEA 10/28 | L | 1/1 | 3 | 1 | 2 | 3.0 | 21 | 0 | 0 | 0 | 0 | 0 | 0 | 0 | 0 |
| TEN 11/3 | L | 1/1 | 6 | 5 | 1 | 0.0 | 0 | 0 | 0 | 0 | 0 | 0 | 0 | 0 | 0 |
| @IND 11/10 | W | 1/1 | 1 | 1 | 0 | 2.0 | 24 | 0 | 0 | 0 | 0 | 1 | 0 | 0 | 0 |
| CHI 11/24 | W | 1/1 | 5 | 3 | 2 | 1.0 | 8 | 0 | 0 | 0 | 0 | 1 | 1 | 31t | 0 |
| @SF 12/1 | L | 1/1 | 3 | 2 | 1 | 0.0 | 0 | 0 | 0 | 0 | 0 | 0 | 0 | 0 | 0 |
| @ARI 12/8 | L | 1/1 | 5 | 5 | 0 | 0.0 | 0 | 0 | 0 | 0 | 0 | 0 | 0 | 0 | 0 |
| NO 12/15 | W | 1/1 | 6 | 4 | 2 | 2.0 | 16 | 0 | 0 | 0 | 0 | 1 | 1 | 2 | 0 |
| TB 12/22 | W | 1/1 | 3 | 3 | 0 | 3.0 | 20 | 0 | 0 | 0 | 0 | 0 | 0 | 0 | 0 |
| @SEA 12/29 | L | 1/1 | 4 | 3 | 1 | 1.0 | 3 | 0 | 0 | 0 | 0 | 0 | 0 | 0 | 0 |
| TOTAL | 7-9 | 16/16 | 57 | 41 | 16 | 19.0 | 145 | 0 | 0 | 0 | 0 | 7 | 2 | 33 | 0 |

| 2012 ST. LOUIS RAMS | | | | | | | | | | | | | | | |
|---------------------|--------------|--------------|-----------|-----------|-----------|-------------|-----------|----------|----------|----------|----------|----------|----------|----------|----------|
| Game | W/L | P/S | T | S | A | Sk | Yds | Int | Yds | Lg | TD | PD | FF | FR | Yds |
| @DET 9/9 | L | 1/1 | 4 | 3 | 1 | 1.0 | 9 | 0 | 0 | 0 | 0 | 0 | 0 | 0 | 0 |
| WAS 9/16 | W | 1/1 | 5 | 3 | 2 | 1.0 | 9 | 0 | 0 | 0 | 0 | 0 | 0 | 0 | 0 |
| @CHI 9/23 | L | 1/1 | 3 | 2 | 1 | 0.0 | 0 | 0 | 0 | 0 | 0 | 0 | 0 | 0 | 0 |
| SEA 9/30 | W | 1/1 | 2 | 2 | 0 | 1.0 | 8 | 0 | 0 | 0 | 0 | 0 | 0 | 0 | 0 |
| ARI 10/4 | W | 1/1 | 6 | 2 | 4 | 3.0 | 19 | 0 | 0 | 0 | 0 | 1 | 1 | 0 | 0 |
| @MIA 10/14 | L | 1/1 | 1 | 0 | 1 | 0.0 | 0 | 0 | 0 | 0 | 0 | 0 | 0 | 0 | 0 |
| GB 10/21 | L | 1/1 | 1 | 0 | 1 | 1.0 | 4 | 0 | 0 | 0 | 0 | 0 | 0 | 0 | 0 |
| NE 10/28 | L | 1/1 | 3 | 3 | 0 | 0.0 | 0 | 0 | 0 | 0 | 0 | 0 | 0 | 0 | 0 |
| @SF 11/11 | T | 1/1 | 0 | 0 | 0 | 1.5 | 1 | 0 | 0 | 0 | 0 | 0 | 0 | 0 | 0 |
| NYJ 11/18 | L | 1/1 | 4 | 2 | 2 | 0.0 | 0 | 0 | 0 | 0 | 0 | 0 | 0 | 0 | 0 |
| @ARI 11/25 | W | 1/1 | 0 | 0 | 0 | 0.0 | 0 | 0 | 0 | 0 | 0 | 0 | 0 | 0 | 0 |
| SF 12/2 | W | 1/0 | 0 | 0 | 0 | 0.0 | 0 | 0 | 0 | 0 | 0 | 0 | 0 | 0 | 0 |
| @BUF 12/9 | W | 1/1 | 2 | 1 | 1 | 1.0 | 9 | 0 | 0 | 0 | 0 | 0 | 0 | 0 | 0 |
| MIN 12/16 | L | 1/0 | 3 | 1 | 2 | 0.0 | 0 | 0 | 0 | 0 | 0 | 0 | 0 | 0 | 0 |
| @TB 12/23 | W | 1/1 | 4 | 2 | 2 | 0.0 | 0 | 0 | 0 | 0 | 0 | 0 | 0 | 0 | 0 |
| @SEA 12/30 | L | 1/1 | 2 | 0 | 2 | 1.0 | 2 | 0 | 0 | 0 | 0 | 0 | 0 | 0 | 0 |
| TOTALS | 7-8-1 | 16/14 | 40 | 21 | 19 | 10.5 | 61 | 0 | 0 | 0 | 0 | 1 | 1 | 0 | 0 |

| 2011 ST. LOUIS RAMS | | | | | | | | | | | | | | | |
|---------------------|-------------|-------------|-----------|----------|-----------|------------|-------------|----------|----------|----------|----------|----------|----------|----------|----------|
| Game | W/L | P/S | T | S | A | Sk | Yds | Int | Yds | Lg | TD | PD | FF | FR | Yds |
| PHI 9/11 | L | | | | | Inactive | | | | | | | | | |
| @NYG 9/19 | L | 1/0 | 2 | 1 | 1 | 1.0 | 8.0 | 0 | 0 | 0 | 0 | 0 | 0 | 0 | 0 |
| BAL 9/25 | L | 1/0 | 0 | 0 | 0 | 0.0 | 0.0 | 0 | 0 | 0 | 0 | 0 | 0 | 0 | 0 |
| WAS 10/2 | L | 1/0 | 1 | 0 | 1 | 0.0 | 0.0 | 0 | 0 | 0 | 0 | 0 | 0 | 0 | 0 |
| @GB 10/16 | L | 1/0 | 1 | 1 | 0 | 0.0 | 0.0 | 0 | 0 | 0 | 0 | 0 | 0 | 0 | 0 |
| @DAL 10/23 | L | 1/0 | 0 | 0 | 0 | 0.0 | 0.0 | 0 | 0 | 0 | 0 | 0 | 0 | 0 | 0 |
| NO 10/30 | W | 1/0 | 1 | 1 | 0 | 1.0 | 9.0 | 0 | 0 | 0 | 0 | 0 | 0 | 0 | 0 |
| @ARI 11/6 | L | 1/0 | 2 | 1 | 1 | 1.0 | 9.0 | 0 | 0 | 0 | 0 | 0 | 0 | 0 | 0 |
| @CLE 11/13 | W | 1/0 | 1 | 0 | 1 | 0.0 | 0.0 | 0 | 0 | 0 | 0 | 0 | 0 | 0 | 0 |
| SEA 11/20 | L | 1/0 | 4 | 3 | 1 | 1.0 | 9.0 | 0 | 0 | 0 | 0 | 0 | 0 | 0 | 0 |
| ARI 11/27 | L | 1/0 | 0 | 0 | 0 | 1.0 | 0.0 | 0 | 0 | 0 | 0 | 0 | 0 | 0 | 0 |
| @SF 12/4 | L | 1/0 | 0 | 0 | 0 | 0.0 | 0.0 | 0 | 0 | 0 | 0 | 0 | 0 | 0 | 0 |
| @SEA 12/12 | L | 1/0 | 1 | 0 | 1 | 0.0 | 0.0 | 0 | 0 | 0 | 0 | 1 | 0 | 0 | 0 |
| CIN 12/18 | L | 1/1 | 1 | 1 | 0 | 0.0 | 0.0 | 0 | 0 | 0 | 0 | 1 | 0 | 0 | 0 |
| @PIT 12/24 | L | 1/0 | 4 | 1 | 3 | 0.0 | 0.0 | 0 | 0 | 0 | 0 | 0 | 0 | 0 | 0 |
| SF 1/1/11 | L | 1/0 | 2 | 0 | 2 | 0.0 | 0.0 | 0 | 0 | 0 | 0 | 0 | 0 | 0 | 0 |
| TOTALS | 2-14 | 15/1 | 20 | 9 | 11 | 5.0 | 35.0 | 0 | 0 | 0 | 0 | 2 | 0 | 0 | 0 |



34 | CHASE REYNOLDS

| | |
|-------------|---------------------|
| Position: | Running Back |
| Ht./Wt.: | 6-0/205 |
| Birth Date: | 6/5/89 |
| College: | Montana |
| Hometown: | Drummond, Mont. |
| Experience: | 3rd year (3rd Rams) |
| Acquired: | FA-2012 |

Career GP/GS (Playoffs): 34/0 (0/0)



TRANSACTIONS: Signed a future/reserve contract with St. Louis (1/2/12)...spent time on the Rams practice squad during the 2011 and 2012 seasons...signed by St. Louis (8/18/11)...released by the Seattle Seahawks (8/14/11)...signed by Seattle as an unrestricted free agent (8/2/11).

PRO: Played in 34 career games...a key special teams contributor has registered 25 tackles in two seasons.

2015 SEASON: Week 9 at Minnesota (11/8): Declared inactive...**Week 8 vs. San Francisco (11/1):** Saw action on special teams and made one tackle...**Week 7 vs. Cleveland (10/25):** Saw action on special teams...**Week 5 at Green Bay (10/11):** Saw action on special teams...**Week 4 at Arizona (10/4):** Declared inactive...**Week 3 vs. Pittsburgh (9/27):** Declared inactive...**Week 2 at Washington (9/20):** Declared inactive...**Week 1 vs. Seattle (9/13):** Saw action on special teams.

2014 SEASON: Played in 15 games...finished the season with a team-leading 19 special teams tackles...recorded two special teams tackles in seven games (at Seattle, at Arizona, at San Francisco, vs. Seattle, vs. Dallas, at Tampa Bay, vs. Minnesota).

2013 SEASON: Played in 16 games...saw most action on special teams...tallied six special teams tackles... **vs Arizona (9/8):** Saw first NFL action on special teams...**at Atlanta (9/15):** Saw action on special teams...recorded one tackle.

COLLEGE: Led the Big Sky conference at Montana with seven 100-yard rushing games, including a career-high 241 yards (the second most in single-game history) against Weber State...set a school record with 321 rushing attempts...accumulated 144 points, breaking the record of 138 that he had set the previous season... also set a Grizzly record by scoring 24 total touchdowns, surpassing the mark of 23 he had set the year before...was a first team All-Big Sky selection...in 2009, rushed for 1,501 yards, and scored 22 rushing touchdowns, tying his record from 2008 season.

PERSONAL: Married to Mrs. Montana 2011, Kila Reynolds...the couple has three children, son Talen, and daughters Peyton and Tenley...participated in many community events, including Make-A-Wish Celebrity Server Dinner, American Cancer Society Crucial Catch Survivor Reception Host, Motion for Kids Holiday Party, and the Jack & J.T. Snow Research Foundation Easter Egg Hunt...also coaches football, basketball and baseball for the Mid Rivers Eagles, a part of the St. Peter's Athletic Association.



71 | GARRETT REYNOLDS

| | |
|-------------|---------------------|
| Position: | Guard |
| Ht./Wt.: | 6-7/305 |
| Birth Date: | 7/1/87 |
| College: | North Carolina |
| Hometown: | Knoxville, Tenn. |
| Experience: | 7th year (1st Rams) |
| Acquired: | UFA(DET)-2015 |

Career GP/GS (Playoffs): 60/30 (2/0)



TRANSACTIONS: Signed a free agent contract with the Rams (3/18/15)...re-signed by the Lions as a free agent on (9/10/14)...released by the Lions (8/30/14)...signed by the Detroit Lions as a free agent (7/17/14)...released by the Falcons (2/18/14)...re-signed by the Falcons (3/9/13)...originally drafted by the Atlanta Falcons in the fifth round (156th overall) of the 2009 NFL Draft.

PRO: Veteran tackle who brings experience, size and strength to the offensive line...has started 30 of 60 career games played.

2015 SEASON: Week 9 at Minnesota (11/8): Started at left guard and played all offensive snaps...**Week 8 vs. San Francisco (11/1):** Started at left guard...opened up holes to gain 197 rushing yards...**Week 7 vs. Cleveland (10/25):** Made his first start for the Rams at right guard...helped block for RB Todd Gurley who ran for 128 yards...**Week 5 at Green Bay (10/11):** Saw action on offense and special teams...played on 73 percent of the offensive snaps, filling in for Rodger Saffold who was injured during the game...**Week 4 at Arizona (10/4):** Saw action on special teams...**Week 3 vs. Pittsburgh (9/27):** Saw action on special teams...**Week 2 at Washington (9/20):** Saw action on special teams...**Week 1 vs. Seattle (9/13):** Saw action at guard and on special teams.

2014 SEASON: Originally signed by the Lions during training camp before rejoining the team in Week 2...at Carolina (9/14): Started at right tackle in place of injured T LaAdrian Waddle and T Corey Hilliard...provided key depth along the entire offensive line with his ability to fill in at guard when needed...started four games at right tackle: at Carolina (9/14), vs. Green Bay (9/21), at New York Jets (9/28) and at Atlanta (10/26)...saw action at the back-up tackle position at Green Bay (12/28)...**NFC Wild Card game at Dallas (1/4):** Blocked for Lions QB Matthew Stafford as he threw for 323 yards, as he filled in for injured G Travis Swanson.

2013 SEASON: Started 10 games for the Atlanta Falcons at guard and played in 15 on the season.

2012 SEASON: Began the season in a starting role along the Falcons' offensive line...**vs. Carolina (9/30):** Blocked for RB Michael Turner as he set a franchise record with his 26th 100-yard game against...was placed on Reserve/Injured after seven games.

2011 SEASON: Earned a starting role for the Falcons and played all 16 regular-season games...**at Seattle (10/2):** Starting member of the offensive line that did not allow a sack on 42 pass attempts...**vs. Washington (10/7):** Key cog of the offensive line that helped Falcons produce a record-setting 28 first downs.

2010 SEASON: Was inactive for the season as a member of the Falcons.

2009 SEASON: Played five games for the Falcons as a rookie.

COLLEGE: Starter for three years on both the offensive and defensive lines while attending North Carolina...selected as First-Team All-ACC by the ACC Sports Journal and Second-Team All-ACC by the Associated Press...placed on the 2008 Lombardi Award Watch List.

PERSONAL: Attended Carter High School in Tennessee, where he is the only student athlete ever to make it to the NFL...nephew of former 49ers and Rams guard, Jack "Hacksaw" Reynolds.

REYNOLDS' Games Played-Starts: RAMS 2015 (8/3), Lions: 2014 (10/4), 2014 Postseason (1/0), Falcons: 2013 (15/10), 2012 (7/6), 2011 (16/7), 2011 Postseason (1/0), 2009 (4/0). **TOTALS: (60/30).**



65 | DEMETRIUS RHANEY

| | |
|-------------|----------------------|
| Position: | Offensive Lineman |
| Ht./Wt.: | 6-2/301 |
| Birth Date: | 6/22/92 |
| College: | Tennessee State |
| Hometown: | Ft. Lauderdale, Fla. |
| Experience: | 2nd year (2nd Rams) |
| Acquired: | D7D-2014 |

Career GP/GS (Playoffs): 8/0 (0/0)



TRANSACTIONS: Placed on reserve/injured (8/26/14)...selected by the Rams in the seventh round (250th overall) of the 2014 NFL Draft (5/10/14).

2015 SEASON: **Week 9 at Minnesota (11/8):** Saw action on special teams...**Week 8 vs. San Francisco (11/1):** Saw action on special teams...**Week 7 vs. Cleveland (10/25):** Saw action on special teams...**Week 5 at Green Bay (10/11):** Made an appearance on special teams and played one snap on offense...**Week 4 at Arizona (10/4):** Saw action on special teams...**Week 3 vs. Pittsburgh (9/27):** Played on offense and special teams... took two snaps at center...**Week 2 at Washington (9/20):** Saw action on special teams...**Week 1 vs. Seattle (9/13):** Made his NFL debut and saw action on special teams.

2014 SEASON: Placed on Rams' reserve/injured list (8/6).

COLLEGE: Started 22 games for the Big Blue after transferring from Ellsworth Community College...impressed in the bench press, recording 24 reps and also hopped 29 inches in the vertical jump...at close to 300 pounds, he excelled at the TSU Pro Day as he clocked a 4.89 in the 40-yard dash and a shuttle time of 4.72...played in all 12 games in 2013, starting 11 at center...part of a frontline duo that helped earn an at-large berth to the FCS Playoffs and blocked for Tim Broughton who rushed for 1,146 yards (25th-most nationally) and six touchdowns...also protected a quarterback duo that combined for 26 passes touchdowns and only four interceptions...competed two seasons for Coach Mike Virden at Ellsworth CC and was named All-Region as a freshman...ranked as the No. 9 offensive guard in the country by 247Sports...named to the Midwest Football All-Conference team as a sophomore...garnered interest from several schools including Minnesota, USF and Kansas...offered by Delaware State, Alabama State, Texas Southern, Eastern Illinois and Bowling Green.

PERSONAL: Played football at Academy High in Coral Springs, Fla., before moving to Stranahan High to play for Joe Redmond...won the shot put event at the Florida High School 3A District 15 championships...son of Ronnie Rhaney...enjoys fishing...his parents and grandparents inspired him to play football...plays the game with a chip on his shoulder following the loss of his mother and grandmother...obtained his associate's degree from Ellsworth Community College...participated in many community events, including the 6th Annual Playground Build at Marygrove, St. Louis Rams Training Academy Youth Camp and the United Way Kickoff for Charity Luncheon.

RHANEY'S Games Played-Starts: RAMS: 2015 (8/0).



47 | MARCUS ROBERSON

Position: Cornerback
Ht./Wt.: 6-0/190
Birth Date: 10/4/92
College: Florida
Hometown: Fort Lauderdale, Fla.
Experience: 2nd year (2nd Rams)
Acquired: FA-2014

Career GP/GS (Playoffs): 17/3 (0/0)



TRANSACTIONS: Signed with the Rams as an undrafted rookie free agent (5/12/14).

2015 SEASON: Week 9 at Minnesota (11/8): Saw action on special teams...**Week 8 vs. San Francisco (11/1):** Saw action on defense and special teams and made one tackle on defense...**Week 7 vs. Cleveland (10/25):** Saw action on defense and special teams...Made one tackle on defense...**Week 5 at Green Bay (10/11):** Saw action on special teams...**Week 4 at Arizona (10/4):** Saw action on special teams...**Week 3 vs. Pittsburgh (9/27):** Saw action on special teams...**Week 2 at Washington (9/20):** Made first start of the season at corner back...**Week 1 vs. Seattle (9/13):** Saw action on special teams and defense... saw extended action at corner for an injured Trumaine Johnson...made five solo tackles and had one pass deflection...made one tackle on special teams.

2014 SEASON: Played in nine games with two starts...registered 12 tackles (eight solo) and one interception...**vs. Minnesota (9/7):** Played in first NFL game...saw action on special teams...**vs. Seattle (10/19):** Saw action on defense and special teams... made one solo tackle on defense...**at Kansas City (10/26):** Made his first NFL start in place of an injured CB Janoris Jenkins... tallied six tackles (five solo)...**at Seattle (12/28):** Saw extended action at corner for an injured E.J. Gaines... nabbed his first NFL interception off QB Russell Wilson and returned it 18 yards...notched five tackles (two solo).

COLLEGE: Played in 30 games and made 18 starts at cornerback...totaled 56 tackles and broke up 17 passes with three interceptions...played in seven games with four starts as a senior while battling injuries...was named second team all-SEC in 2012 after finishing second in the SEC with 14 passes defended.

PERSONAL: coming out of high school, was ranked the No. 2 cornerback in the nation, according to Rivals.com...helped lead St. Thomas Aquinas to a 15-0 record, a 5A state championship and the No. 3 national ranking in the USA Today Super 25...participated in many community events, including the 6th Annual Playground Build at Marygrove, St. Louis Rams Training Academy Youth Camp and the United Way Kickoff for Charity Luncheon.

MARCUS ROBERSON NFL STATISTICS


| REGULAR SEASON | | | | | | | | | | | | | | | | |
|----------------|------|-------------|-----------|-----------|----------|----------|----------|---------------|-----------|-----------|----------|----------|----------|----------|----------|-----|
| Year | Team | Tackles | | | Asst | Sk | Yds | Interceptions | | | TD | PD | Fumbles | | | Yds |
| | | G/S | Total | Solo | | | | Int | Yds | Lg | | | FF | FR | Yds | |
| 2014 | RAMS | 9/2 | 12 | 8 | 4 | 0 | 0 | 1 | 18 | 18 | 0 | 0 | 0 | 0 | 0 | |
| 2015 | RAMS | 8/1 | 7 | 5 | 2 | 0 | 0 | 0 | 0 | 0 | 0 | 1 | 0 | 0 | 0 | |
| Total | | 17/3 | 19 | 13 | 6 | 0 | 0 | 1 | 18 | 18 | 0 | 1 | 0 | 0 | 0 | |

ADDITIONAL CAREER STATISTICS: Special Teams Tackles: 2014 (1).

MARCUS ROBERSON GAME-BY-GAME STATISTICS

| 2015 ST. LOUIS RAMS | | | | | | | | | | | | | | | |
|---------------------|------------|------------|----------|----------|----------|------------|------------|----------|----------|----------|----------|----------|----------|----------|----------|
| Game | W/L | P/S | T | S | A | Sk | Yds | Int | Yds | Lg | TD | PD | FF | FR | Yds |
| SEA 9/13 | W | 1/0 | 5 | 5 | 0 | 0.0 | 0.0 | 0 | 0 | 0 | 0 | 1 | 0 | 0 | 0 |
| @WASH 9/20 | L | 1/1 | 0 | 0 | 0 | 0.0 | 0.0 | 0 | 0 | 0 | 0 | 0 | 0 | 0 | 0 |
| PIT 9/27 | L | 1/0 | 0 | 0 | 0 | 0.0 | 0.0 | 0 | 0 | 0 | 0 | 0 | 0 | 0 | 0 |
| @ARIZ 10/4 | W | 1/0 | 0 | 0 | 0 | 0.0 | 0.0 | 0 | 0 | 0 | 0 | 0 | 0 | 0 | 0 |
| @GB 10/11 | L | 1/0 | 0 | 0 | 0 | 0.0 | 0.0 | 0 | 0 | 0 | 0 | 0 | 0 | 0 | 0 |
| CLE 10/25 | W | 1/0 | 1 | 0 | 1 | 0.0 | 0.0 | 0 | 0 | 0 | 0 | 0 | 0 | 0 | 0 |
| SF 11/1 | W | 1/0 | 1 | 0 | 1 | 0.0 | 0.0 | 0 | 0 | 0 | 0 | 0 | 0 | 0 | 0 |
| @MIN 11/8 | L | 1/0 | 0 | 0 | 0 | 0.0 | 0.0 | 0 | 0 | 0 | 0 | 0 | 0 | 0 | 0 |
| CHI 11/15 | 0/0 | 0/0 | 0 | 0 | 0 | 0.0 | 0.0 | 0 | 0 | 0 | 0 | 0 | 0 | 0 | 0 |
| @BAL 11/22 | 0/0 | 0/0 | 0 | 0 | 0 | 0.0 | 0.0 | 0 | 0 | 0 | 0 | 0 | 0 | 0 | 0 |
| @CIN 11/29 | 0/0 | 0/0 | 0 | 0 | 0 | 0.0 | 0.0 | 0 | 0 | 0 | 0 | 0 | 0 | 0 | 0 |
| ARIZ 12/6 | 0/0 | 0/0 | 0 | 0 | 0 | 0.0 | 0.0 | 0 | 0 | 0 | 0 | 0 | 0 | 0 | 0 |
| DET 12/13 | 0/0 | 0/0 | 0 | 0 | 0 | 0.0 | 0.0 | 0 | 0 | 0 | 0 | 0 | 0 | 0 | 0 |
| TB 12/17 | 0/0 | 0/0 | 0 | 0 | 0 | 0.0 | 0.0 | 0 | 0 | 0 | 0 | 0 | 0 | 0 | 0 |
| @SEA 12/27 | 0/0 | 0/0 | 0 | 0 | 0 | 0.0 | 0.0 | 0 | 0 | 0 | 0 | 0 | 0 | 0 | 0 |
| @SF 1/3/16 | 0/0 | 0/0 | 0 | 0 | 0 | 0.0 | 0.0 | 0 | 0 | 0 | 0 | 0 | 0 | 0 | 0 |
| TOTAL | 4-4 | 8/1 | 7 | 5 | 2 | 0.0 | 0.0 | 0 | 0 | 0 | 0 | 1 | 0 | 0 | 0 |

| 2014 ST. LOUIS RAMS | | | | | | | | | | | | | | | |
|---------------------|-------------|------------|-----------|----------|----------|------------|------------|----------|-----------|-----------|----------|----------|----------|----------|----------|
| Game | W/L | P/S | T | S | A | Sk | Yds | Int | Yds | Lg | TD | PD | FF | FR | Yds |
| MIN 9/7 | L | 1/0 | 0 | 0 | 0 | 0.0 | 0.0 | 0 | 0 | 0 | 0 | 0 | 0 | 0 | 0 |
| @TB 9/14 | W | 1/0 | 0 | 0 | 0 | 0.0 | 0.0 | 0 | 0 | 0 | 0 | 0 | 0 | 0 | 0 |
| DAL 9/21 | L | 1/0 | 0 | 0 | 0 | 0.0 | 0.0 | 0 | 0 | 0 | 0 | 0 | 0 | 0 | 0 |
| PHI 10/5 | L | 1/0 | 0 | 0 | 0 | 0.0 | 0.0 | 0 | 0 | 0 | 0 | 0 | 0 | 0 | 0 |
| SF 10/13 | L | 1/0 | 0 | 0 | 0 | 0.0 | 0.0 | 0 | 0 | 0 | 0 | 0 | 0 | 0 | 0 |
| SEA 10/19 | W | 1/0 | 1 | 1 | 0 | 0.0 | 0.0 | 0 | 0 | 0 | 0 | 0 | 0 | 0 | 0 |
| @KC 10/26 | L | 1/1 | 6 | 5 | 1 | 0.0 | 0.0 | 0 | 0 | 0 | 0 | 0 | 0 | 0 | 0 |
| @SF 11/2 | W | 1/1 | 0 | 0 | 0 | 0.0 | 0.0 | 0 | 0 | 0 | 0 | 0 | 0 | 0 | 0 |
| @ARI 11/9 | L | | | | | | | | | | | | Inactive | | |
| DEN 11/16 | W | | | | | | | | | | | | Inactive | | |
| @SD 11/23 | L | | | | | | | | | | | | Inactive | | |
| OAK 11/30 | W | | | | | | | | | | | | Inactive | | |
| @WAS 12/7 | W | | | | | | | | | | | | Inactive | | |
| ARI 12/11 | L | | | | | | | | | | | | Inactive | | |
| NYG 12/21 | L | | | | | | | | | | | | Inactive | | |
| @SEA 12/28 | L | 1/0 | 5 | 2 | 3 | 0.0 | 0.0 | 1 | 18 | 18 | 0 | 0 | 0 | 0 | 0 |
| TOTAL | 6-10 | 9/2 | 12 | 8 | 4 | 0.0 | 0.0 | 1 | 18 | 18 | 0 | 0 | 0 | 0 | 0 |



73 | GREG ROBINSON

| | |
|-------------|---------------------|
| Position: | Offensive Lineman |
| Ht./Wt.: | 6-5/332 |
| Birth Date: | 10/21/92 |
| College: | Auburn |
| Hometown: | Thibodaux, La. |
| Experience: | 2nd year (2nd Rams) |
| Acquired: | D1A'2014 |

Career GP/GS (Playoffs): 24/20(0/0)



TRANSACTIONS: Selected by the Rams in the first round (2nd overall) of the 2014 NFL Draft (5/8/14).

2015 SEASON: Week 9 at Minnesota (11/8): Started at left tackle...**Week 8 vs. San Francisco (11/1):** Started at left tackle and blocked for RB Todd Gurley who ran for over 125 yards for the fourth straight game...**Week 7 vs. Cleveland (10/25):** Started at left tackle and helped the running game produce 158 yards on the ground...**Week 5 at Green Bay (10/11):** Started at left tackle and played every offensive snap...**Week 4 at Arizona (10/4):** Started at left tackle...blocked for RB Todd Gurley's first career 100-yard rushing game...**Week 3 vs. Pittsburgh (9/27):** Started at left tackle and played all offensive snaps...**Week 2 at Washington (9/20):** Started at left tackle...**Week 1 vs. Seattle (9/13):** Started at left tackle... part of an offensive line that helped produce 352 yards of total offense.

2014 SEASON: Played in all 16 games, started 12...started at left tackle for both of RB Tre Mason's 100-yard rushing performances...**vs. Minnesota (9/7):** Played in first NFL game...saw action along the offensive line...**vs. San Francisco (10/13):** Made his first NFL start...**vs. Seattle (10/19):** Started at left guard...helped block for QB Austin Davis to go without a sack...**at San Francisco (11/2):** Started at left tackle and played all offensive snaps...**vs. Denver (11/16):** Started at left tackle...part of an offensive line that helped open up running lanes for RB Tre Mason to rush for 113 yards on 29 carries...**vs. Oakland (11/30):** Started at left tackle...part of an offensive line that helped put up six offensive touchdowns...**at Washington (12/7):** Started at left tackle...helped block for the offense to put up 329 yards.

COLLEGE: Selected All-American Dream Team by The NFL Draft Report, as that scouting information service rated him the second-best overall prospect in the 2014 draft class...added Associated Press All-Southeastern Conference first-team honors in 2013...started all 26 games that he played in at Auburn University, manning the demanding left offensive tackle position among the 64 touchdown runs recorded by the Tigers the last two years...notched 38 touchdown-resulting blocks, added 292 key blocks/knockdowns...started all 14 games at left offensive tackle in 2013, leading the nation with 25 touchdown-resulting blocks for a ground game that scored 48 times...was a major reason the Tigers led the nation in rushing with 4,596 yards, as he cleared rush lanes used by a pair of 1,000-yard runners, as Tre Mason amassed 1,816 and Nick Marshall totaled 1,068...only the third time in school history that the Tigers featured multiple 1,000-yard rushers in the same season...named to the Southeastern Conference Honor Roll while earning his first varsity letter in 2012...the red-shirt freshman took over starting duties at left offensive tackle during the 2012 season...Red-shirt freshman in 2011.

PERSONAL: Attended Thibodaux (La.) High School, playing for head coach Lenny Ford as a freshman and then for head coach Denny Lorio...competed as a defensive tackle until his junior year, shifting to offensive guard as a junior...in his first season on offense, he earned All-Southern honors from the Orlando Sentinel, All-State recognition and was regarded as the premier blocker in the Class 5A-District VIII ranks...the Tigers rushed for 26 scores in 2009, as Robinson delivered 19 touchdown-resulting blocks from the offensive guard position...during the 2010 campaign, Robinson collected 146 knockdowns and 20 touchdown-resulting blocks...rated the second-best offensive guard in the nation, the fourth-best player in the state of Louisiana and the 90th-best prospect in the nation while earning a four-star prospect grade from Rivals.com...also received a four-star grade from Scout.com, as that recruiting service regarded him as the seventh-best offensive guard in the prep ranks...ESPN placed him 10th on their elite guard prospects chart...earned Super Prep All-American first-team honors, as that service rated him 20th overall among all offensive line positions...also a member of the Mobile Press-Register's Super Southeast 120 team, along with earning berths on the Prep Star Dream Team, MaxPreps Top 100 squad...made the Orlando Sentinel's All-Southern Team as a first-team selection for the second consecutive year...majored in Public Administration...son of Rhonda Robinson and the late Greg Blackledge...resides in Thibodaux, Louisiana...has participated in many community events, including the 6th Annual Playground Build at Marygrove, St. Louis Rams Training Academy Youth Camp, United Way Kickoff for Charity Luncheon and the All-Community Team Ticket program - Greg's Great Gang...Robinson spent his offseason in St. Louis hosting local youth groups at Dave & Buster's.

ROBINSON'S Games Played-Starts: RAMS: 2015 (8/8), 2014 (16/12) **TOTALS: (24/20).**



97 | EUGENE SIMS

| | |
|-------------|---------------------|
| Position: | Defensive End |
| Ht./Wt.: | 6-6/265 |
| Birth Date: | 3/18/86 |
| College: | West Texas A&M |
| Hometown: | Hattiesburg, Miss. |
| Experience: | 6th year (6th Rams) |
| Acquired: | D6B-2010 |

Career GP/GS (Playoffs): 75/4 (0/0)



TRANSACTIONS: Signed two-year contract extension (9/3/13)...drafted in the sixth round (189th overall) in the 2010 NFL Draft by the St. Louis Rams.

PRO: Sixth-year pro has played in 75 games with four starts...has seen action on defense and special teams...collected 137 career tackles (70 solo), 8.0 sacks, one interception and four passes defended in his first five years...has totaled 20 career special teams tackles.

2015 SEASON: Week 9 at Minnesota (11/8): Started his first game of the season at defensive end...made four tackles (one solo)...also credited four quarterback pressures and one quarterback hit...**Week 8 vs. San Francisco (11/1):** Saw action on defense and special teams...made one tackle along with a quarterback pressure and pass defended...**Week 7 vs. Cleveland (10/25):** Registered four tackles (three solo) and forced a fumble...also credited with one quarterback pressure and one quarterback hurry...**Week 5 at Green Bay (10/11):** Saw action on defense and special teams...made five tackles (two solo)...**Week 4 at Arizona (10/4):** Declared inactive...**Week 3 vs. Pittsburgh (9/27):** Declared inactive...**Week 2 at Washington (9/20):** Declared inactive...**Week 1 vs. Seattle (9/13):** Notched his first sack of the season on QB Russell Wilson...also tallied three tackles (one solo) to go along with one quarterback pressure and one quarterback hit.

2014 SEASON: Played in all 16 games with one start...garnered 45 tackles (22 solo) 3.0 sacks, as well as 24 quarterback pressures, five hits and one fumble recovery...**at Tampa Bay (9/14):** Saw action at defensive end...recorded six tackles (one solo)...**vs. San Francisco (10/13):** Saw action on defense...recorded a personal-best seven tackles (four solo)...also had one special teams tackle...**vs. Seattle (10/19):** Saw action on defense and special teams...notched his first sack of the season on QB Russell Wilson...also made three tackles (two solo)...registered four quarterback pressures and one hit on the quarterback...**at San Francisco (11/2):** Saw action on defense...tallied a sack on QB Colin Kaepernick, his second of the season...recovered a fumble forced by DE Robert Quinn, which helped set up the Rams' three-play scoring drive...added four tackles (two solo)...**vs. Denver (11/16):** Registered his first start of the season at defensive end...made three tackles (two solo), also had one quarterback pressure and one hit on the quarterback...**vs. Oakland (11/30):** Saw action at defensive end...tallied three tackles (one solo)...also had three quarterback pressures...**at Washington (12/7):** Saw action at defensive end and on special teams...sacked QB Colt McCoy for a loss of four yards...tied his single-season high in sacks with 3.0...also had two tackles (one solo), one quarterback pressure and one hit on the quarterback.

2013 SEASON: Played in 16 games...registered 40 tackles (25 solo), 2.0 sacks and one pass defended...had three special teams tackles...**vs. Arizona (9/8):** Saw action on defense...recorded two tackles for loss and one pass broken up...**at Atlanta:** Saw action on defense...recorded 1.0 sack...added five tackles (two solo)...**vs. San Francisco (9/26):** Recorded four tackles (three solo)...**at Houston (10/13):** Saw action on defense...notched two solo tackles, including one for loss...**at Carolina (10/20):** Recorded five solo tackles, including one for loss on Panthers FB Mike Tolbert in the end zone for a safety...**vs. New Orleans (12/15):** Saw action on defense...notched three tackles (one solo)...added two quarterback pressures and one hit on QB Drew Brees...**at Seattle (12/29):** Saw action on defense...recorded two tackles (one solo)...notched 1.0 sack on Seahawks QB Russell Wilson...added one special teams tackle.

2012 SEASON: Established new season-highs in tackles (36) and sacks (3.0)...**vs Washington (9/16):** Tallied five tackles (three solo) in the home opener, establishing a new career high...**at Chicago (9/23):** Finished the game with five assisted tackles, tying his single-game high in total tackles...**vs. Seattle (9/30):** Posted one of two Rams' sacks on the day for a loss of 12 yards, marking the first sack of his NFL career...**vs. New York Jets (11/18):** Saw action on defense...recorded a career-high four solo tackles, including one tackle for loss...**vs. San Francisco (12/2):** Started at right defensive end, marks first start of NFL career...tied a career-high in most tackles in a game with five (two solo)...notched one sack for a loss of nine yards, marks second career sack...**vs. Minnesota (12/16):** Started at defensive end, marks second career start...recorded four tackles (one solo)...registered one sack for a loss of one yard, his third career sack...**at Tampa Bay (12/23):** Posted his first career interception after teammate Michael Brockers tipped a pass from QB Josh Freeman in the fourth quarter...logged five assisted tackles, tying his single-game high in total tackles...also recorded two quarterback hits and two quarterback pressures.

2011 SEASON: Saw action in 16 games...made 10 tackles (five solo)...**vs. Eagles (9/11):** Saw action on defense and special teams...recorded two tackles (one solo)...added two tackles on special teams (one solo)...**vs. New Orleans (10/30):** Played on defense and special teams...made three assisted tackles on defense...**Week 9 at Arizona (11/6):** Played on defense and special

teams...recorded one solo tackle on defense...also made one special teams tackle...**vs. Seattle (11/20)**: Saw action on special teams...made three tackles...**vs. Cincinnati (12/18)**: Saw action on defense and special teams...recorded one solo tackle...also made one tackle on special teams...**vs. San Francisco (11/12)**: Saw action on defense and special teams...tallied one forced fumble and one tackle on special teams.

2010 SEASON: Saw action in nine games during his rookie campaign, contributing eight tackles (three solo)...**Week 2 at Oakland (9/19)**: Recorded two tackles (one solo) in his first-career regular season game...**Week 16 vs. San Francisco (12/26)**: Helped give the Rams a 9-0 lead in the first quarter when he tackled QB Troy Smith in the end zone for a safety after Smith mishandled a snap...added two tackles (one solo).

COLLEGE: Two-time Lone Star Conference Defensive Lineman of the Year...recorded 17.0 sacks in two seasons at West Texas A&M after transferring from Jones County (Mississippi) Junior College... named to the Associated Press Little All-American third-team and to the AFCA Division II Coaches' All-American team...considered one of the top defensive linemen in FBS.

PERSONAL: A standout prep at Mize (Miss.) HS, competing in football as well as track & field...participated in many community events, including the Defensive Line Paintball Tournament to benefit St. Patrick Center, Coach Fisher & Friends Celebrity Softball game and the All-Community Team Ticket program - Sims-nation.

EUGENE SIMS NFL STATISTICS

| Year | Team | G/S | Tackles | | Interceptions | | | | Fumbles | | | TD | PD | FF | FR | Yds |
|--------------|------|-------------|------------|-----------|---------------|------------|-------------|----------|----------|----------|----------|----------|----------|----------|----------|----------|
| | | | Total | Solo | Asst | Sk | Yds | Int | Yds | Lg | | | | | | |
| 2010 | RAMS | 9/0 | 8 | 3 | 5 | 0 | 0.0 | 0 | 0 | 0 | 0 | 0 | 0 | 0 | 0 | 0 |
| 2011 | RAMS | 16/0 | 10 | 5 | 5 | 0 | 0.0 | 0 | 0 | 0 | 0 | 1 | 0 | 0 | 0 | 0 |
| 2012 | RAMS | 13/2 | 36 | 14 | 22 | 3.0 | 22.0 | 1 | 0 | 0 | 0 | 2 | 0 | 0 | 0 | 0 |
| 2013 | RAMS | 16/0 | 40 | 25 | 15 | 2.0 | 13.0 | 0 | 0 | 0 | 0 | 1 | 0 | 0 | 0 | 0 |
| 2014 | RAMS | 16/1 | 45 | 22 | 23 | 3.0 | 16.0 | 0 | 0 | 0 | 0 | 0 | 0 | 1 | 0 | 0 |
| 2015 | RAMS | 5/1 | 17 | 7 | 10 | 1.0 | 7.0 | 0 | 0 | 0 | 0 | 1 | 0 | 0 | 0 | 0 |
| Total | | 75/4 | 156 | 76 | 80 | 9.0 | 58.0 | 1 | 0 | 0 | 0 | 5 | 0 | 1 | 0 | 0 |


ADDITIONAL CAREER STATISTICS: Special Teams Tackles: 2014, (1), 2013 (3), 2012 (1), 2011 (8), 2010 (7). TOTAL: 20. Safeties: 2013 (1, at Carolina, 10/20/13), 2010 (1, vs. San Francisco, 12/26/10)

SINGLE GAME HIGHS
 Total Tackles – 7, vs. San Francisco (10/13/14)
 Solo Tackles – 4, twice, last vs. San Francisco (10/13/14)

EUGENE SIMS GAME-BY-GAME STATISTICS

| 2015 ST. LOUIS RAMS | | | | | | | | | | | | | | | | |
|---------------------|------------|------------|-----------|----------|-----------|------------|----------|----------|----------|----------|----------|----------|----------|----------|----------|----------|
| Game | W/L | P/S | T | S | A | Sk | Yds | Int | Yds | Lg | TD | PD | FF | FR | Yds | |
| SEA 9/13 | W | 1/0 | 3 | 1 | 2 | 1.0 | 7 | 0 | 0 | 0 | 0 | 0 | 0 | 0 | 0 | 0 |
| @WASH 9/20 | L | | | | | | | Inactive | | | | | | | | |
| PIT 9/27 | L | | | | | | | Inactive | | | | | | | | |
| @ARIZ 10/4 | W | | | | | | | Inactive | | | | | | | | |
| @GB 10/11 | L | 1/0 | 5 | 2 | 3 | 0.0 | 0 | 0 | 0 | 0 | 0 | 0 | 0 | 0 | 0 | 0 |
| CLE 10/25 | W | 1/0 | 4 | 3 | 1 | 0.0 | 0 | 0 | 0 | 0 | 0 | 0 | 0 | 0 | 0 | 0 |
| SF 11/1 | W | 1/0 | 1 | 0 | 1 | 0.0 | 0 | 0 | 0 | 0 | 0 | 1 | 0 | 0 | 0 | 0 |
| @MIN 11/8 | L | 1/1 | 4 | 1 | 3 | 0.0 | 0 | 0 | 0 | 0 | 0 | 0 | 0 | 0 | 0 | 0 |
| CHI 11/15 | 0/0 | 0/0 | 0 | 0 | 0 | 0.0 | 0 | 0 | 0 | 0 | 0 | 0 | 0 | 0 | 0 | 0 |
| @BAL 11/22 | 0/0 | 0/0 | 0 | 0 | 0 | 0.0 | 0 | 0 | 0 | 0 | 0 | 0 | 0 | 0 | 0 | 0 |
| @CIN 11/29 | 0/0 | 0/0 | 0 | 0 | 0 | 0.0 | 0 | 0 | 0 | 0 | 0 | 0 | 0 | 0 | 0 | 0 |
| ARIZ 12/6 | 0/0 | 0/0 | 0 | 0 | 0 | 0.0 | 0 | 0 | 0 | 0 | 0 | 0 | 0 | 0 | 0 | 0 |
| DET 12/13 | 0/0 | 0/0 | 0 | 0 | 0 | 0.0 | 0 | 0 | 0 | 0 | 0 | 0 | 0 | 0 | 0 | 0 |
| TB 12/17 | 0/0 | 0/0 | 0 | 0 | 0 | 0.0 | 0 | 0 | 0 | 0 | 0 | 0 | 0 | 0 | 0 | 0 |
| @SEA 12/27 | 0/0 | 0/0 | 0 | 0 | 0 | 0.0 | 0 | 0 | 0 | 0 | 0 | 0 | 0 | 0 | 0 | 0 |
| @SF 1/3/16 | 0/0 | 0/0 | 0 | 0 | 0 | 0.0 | 0 | 0 | 0 | 0 | 0 | 0 | 0 | 0 | 0 | 0 |
| TOTAL | 4-4 | 5/1 | 17 | 7 | 10 | 1.0 | 7 | 0 | 0 | 0 | 0 | 1 | 0 | 0 | 0 | 0 |

| 2014 ST. LOUIS RAMS | | | | | | | | | | | | | | | | |
|---------------------|-------------|-------------|-----------|-----------|-----------|------------|-------------|----------|----------|----------|----------|----------|----------|----------|----------|----------|
| Game | W/L | P/S | T | S | A | Sk | Yds | Int | Yds | Lg | TD | PD | FF | FR | Yds | |
| MIN 9/7 | L | 1/0 | 1 | 1 | 0 | 0.0 | 0 | 0 | 0 | 0 | 0 | 0 | 0 | 0 | 0 | 0 |
| @TB 9/14 | W | 1/0 | 6 | 1 | 5 | 0.0 | 0 | 0 | 0 | 0 | 0 | 0 | 0 | 0 | 0 | 0 |
| DAL 9/21 | L | 1/0 | 2 | 2 | 0 | 0.0 | 0 | 0 | 0 | 0 | 0 | 0 | 0 | 0 | 0 | 0 |
| @PHI 10/5 | L | 1/0 | 2 | 0 | 2 | 0.0 | 0 | 0 | 0 | 0 | 0 | 0 | 0 | 0 | 0 | 0 |
| SF 10/13 | L | 1/0 | 7 | 4 | 3 | 0.0 | 0 | 0 | 0 | 0 | 0 | 0 | 0 | 0 | 0 | 0 |
| SEA 10/19 | W | 1/0 | 3 | 2 | 1 | 1.0 | 9.0 | 0 | 0 | 0 | 0 | 0 | 0 | 0 | 0 | 0 |
| @KC 10/26 | L | 1/0 | 2 | 1 | 1 | 0.0 | 0 | 0 | 0 | 0 | 0 | 0 | 0 | 0 | 0 | 0 |
| @SF 11/2 | W | 1/0 | 4 | 2 | 2 | 1.0 | 3.0 | 0 | 0 | 0 | 0 | 0 | 0 | 0 | 1 | 0 |
| @ARI 11/9 | L | 1/0 | 1 | 0 | 1 | 0.0 | 0 | 0 | 0 | 0 | 0 | 0 | 0 | 0 | 0 | 0 |
| DEN 11/16 | W | 1/1 | 3 | 2 | 1 | 0.0 | 0 | 0 | 0 | 0 | 0 | 0 | 0 | 0 | 0 | 0 |
| @SD 11/23 | L | 1/1 | 4 | 3 | 1 | 0.0 | 0 | 0 | 0 | 0 | 0 | 0 | 0 | 0 | 0 | 0 |
| OAK 11/30 | W | 1/0 | 3 | 1 | 2 | 0.0 | 0 | 0 | 0 | 0 | 0 | 0 | 0 | 0 | 0 | 0 |
| @WAS 12/7 | W | 1/0 | 2 | 1 | 1 | 1.0 | 4.0 | 0 | 0 | 0 | 0 | 0 | 0 | 0 | 0 | 0 |
| ARI 12/11 | L | 1/0 | 2 | 0 | 2 | 0.0 | 0 | 0 | 0 | 0 | 0 | 0 | 0 | 0 | 0 | 0 |
| NYG 12/21 | L | 1/0 | 2 | 1 | 1 | 0.0 | 0 | 0 | 0 | 0 | 0 | 0 | 0 | 0 | 0 | 0 |
| @SEA 12/28 | L | 1/0 | 1 | 1 | 0 | 0.0 | 0 | 0 | 0 | 0 | 0 | 0 | 0 | 0 | 0 | 0 |
| TOTAL | 6-10 | 16/1 | 45 | 22 | 23 | 3.0 | 16.0 | 0 | 0 | 0 | 0 | 0 | 0 | 0 | 1 | 0 |



19 | WES WELKER

| | |
|-------------|----------------------|
| Position: | Wide Receiver |
| Ht./Wt.: | 5-9/185 |
| Birth Date: | 5/1/81 |
| College: | Texas Tech |
| Hometown: | Oklahoma City, OK |
| Experience: | 12th year (1st Rams) |
| Acquired: | FA-2015 |

Career GP/GS (Playoffs): 167/102 (13/11)



TRANSACTIONS: Signed with St. Louis (11/9/15)...declared free agent (3/10/15)...signed by Denver as an unrestricted free agent (3/15/13)...placed on injured reserve (1/6/10)...traded to New England (3/5/07)...signed by Miami (9/21/04)...waived by San Diego (9/15/04)...signed by San Diego as a college free agent (4/30/04).

2014 SEASON: Played 14 regular season games (seven starts), totaling 464 yards receiving on 49 receptions (9.5 avg.) with two touchdowns and 11 punt returns for 74 yards (6.7 avg.)...**at Seattle (9/21):** Recorded six catches for 60 yards (10.0 avg.) in his first game back after missing the first two games of the season...**vs. Arizona (10/5):** Caught seven passes for 58 yards (8.3 avg.) to pass Broncos Ring of Fame WR Rod Smith for the most career receptions in NFL history by an undrafted player... **vs. S.F. (10/19):** Hauled in a 37-yard pass for his first score of the season...**at Oak. (11/9):** Made his 100th career start at wide receiver... **vs. Mia. (11/23):** Notched his 50th career touchdown in the fourth quarter...**vs. Buf. (12/7):** Recorded a season-high 82 yards on six receptions (13.7) and his first punt return of the season...**vs. Oak. (12/28):** Posted a season-long 19-yard punt return, setting up a Broncos scoring drive.

2013 SEASON: Started all 13 regular season games played in his first season for the Broncos in 2013, catching 73 passes for 778 yards (10.7 avg.) with a career-high 10 touchdowns...opened all three postseason contests for Denver and totaled 18 receptions for 160 yards (8.9 avg.) with one score...**vs. Bal. (9/5):** Caught a game-high nine passes for 67 yards (7.4 avg.) and a pair of touchdowns in his Broncos debut...**at Dal. (10/6):** Became the only player in the NFL to catch touchdown passes in the first five games of the season with his 2-yard scoring catch in the third quarter...**vs. Jac. (10/13):** Became the first player in NFL history to catch a touchdown pass in his first six games with a new team after collecting a 20-yard touchdown reception in the first quarter...**vs. Ten. (12/8):** Set a career high with his 10th touchdown catch of the season...**vs. S.D. (1/12):** Caught his first postseason touchdown as a Bronco, finishing with six receptions for 38 yards (6.3 avg.) in Denver's AFC Divisional Playoff Game.

2012 SEASON: Earned his fifth consecutive Pro Bowl selection after starting 12-of-16 regular-season games and totaling 118 receptions for 1,354 yards (11.5 avg.) with six touchdowns...added three kickoff returns for 33 yards (11.0 avg.) and 25 punt returns for 243 yards (9.7 avg.)...opened both postseason contests and caught 6 passes for 248 yards (15.5 avg.) with one touchdown to go along with five punt returns for 56 yards (11.2 avg.)...**vs. Ari. (9/16):** Totaled his 557th catch as a Patriot to pass Troy Brown as the franchise's career leader in receptions...**vs. S.F. (12/16):** Topped the 100-catch mark with his five-catch, 56-yard outing to become the first player in NFL history with five seasons totaling 100 or more receptions...**vs. Hou. (1/13):** Set a career postseason high with 131 yards on eight catches (16.4 avg.) in New England's AFC Divisional Playoff Game.

2011 SEASON: Played all 16 regular season games (15 starts) and totaled a career-high 1,569 receiving yards and nine touchdowns while leading the NFL in receptions (122)...contributed eight punt returns for 82 yards (10.3 avg.)...earned his fourth career Pro Bowl honor and received first-team All-Pro recognition from the Associated Press...joined Cris Carter as the only players in NFL history with two career 120-catch seasons...started all three playoff games and registered 19 receptions for 168 yards (8.8 avg.) with one touchdown...**at Mia. (9/12):** Tied for the longest play from scrimmage in NFL history with his 99-yard touchdown reception from quarterback Tom Brady in the fourth quarter...**at Buf. (9/25):** Caught a career-best 16 passes for 217 yards—setting franchise records in both categories...**at NYJ (11/13):** Recorded his 500th catch as a Patriot in his 70th game with the organization to become the fastest player to record 500 receptions with one team...**vs. NYG. (2/5):** Caught seven passes for 60 yards (8.6 avg.) and added two rushes for 21 yards (10.5 avg.) in Super Bowl XLVI.

2010 SEASON: Earned his third career Pro Bowl honor and was the team's recipient of the Ed Block Courage Award after returning from a knee injury in the 2009 finale and starting 11-of-15 regular-season games for New England...totaled 86 catches for 848 yards (9.9 avg.) with seven touchdowns in addition to five punt returns for 36 yards (7.2 avg.)...**at Cle. (11/7):** Converted an extra point attempt and handled a kickoff filling in for injured kicker Stephen Gostkowski...**vs. NYJ (1/16):** Recorded seven catches for 57 yards (8.1 avg.) in New England's AFC Divisional Playoff Game.

2009 SEASON: Totaled a career-high 123 receptions (T-2nd in NFL single-season history) for 1,348 yards (11.0 avg.) and four touchdowns to earn first-team All-Pro honors from the Associated Press as well as his second Pro Bowl selection...returned 27 punts for 338 yards to rank first in the AFC and second in the NFL with a 12.5-yard average...added two kickoff returns for 45 yards (22.5 avg.)...**vs. Buf. (9/14):** Recorded 12 catches for 93 yards (7.8 avg.) in the Patriots' season opener before missing the next two games due to injury...**at Hou. (1/3):** Injured his knee in New England's final regular-season game and missed the entire postseason after being placed on injured reserve on Jan. 6.

2008 SEASON: Earned his first career Pro Bowl selection after opening 14-of-16 regular-season games for the Patriots and catching 111 passes for 1,165 yards (10.5 avg.) with three touchdowns...added 24 punt returns for 237 yards (9.9 avg.) and one kickoff return for 26 yards...received second-team All-Pro recognition from the Associated Press...set an NFL record by catching at least six passes in each of the first 11 games of a season.

2007 SEASON: Started 13-of-16 regular-season games in his first year with the Patriots, catching a franchise-record 112 passes for 1,175 yards (10.5 avg.) with eight touchdowns to go a long with 25 punt returns for 249 yards (10.0 avg.) and seven kickoff returns for 176 yards (25.1 avg.)...named to the Associated Press All-Pro second team...opened all three postseason games and totaled 27 receptions for 213 yards (7.9 avg.) with two touchdowns...**vs. NYJ (12/16):** topped the 1,000-yard mark for the first time in his career...**at NYG (12/29):** led the team in catches (11) and yards (122) while breaking Troy Brown's franchise single-season record of 101 receptions...**vs. NYG (2/3):** tied for the most catches (11) in Super Bowl history while adding 103 receiving yards in the Patriots' S.B. XLII loss.

2006 SEASON: Played all 16 games (one starts) and led the Dolphins with 67 receptions while placing second on the team with 687 receiving yards (10.3 avg.)...returned 41 punts for 378 yards (9.2 avg.) and 48 kickoffs for 1,064 yards (22.2 avg.).

2005 SEASON: Saw action in all 16 games (one start) for the first time in his career and caught 29 passes for 434 yards (15.0 avg.)...added 43 punt returns for 390 yards (9.1 avg.) and 61 kickoff returns for 1,379 yards (22.6 avg.)...**vs. Oak. (11/27):** Made the first start of his career, catching one pass for 16 yards and returning five kickoffs for 141 yards (28.2 avg.).

2004 SEASON: Entered the NFL with San Diego as a college free agent on April 30, played one game for the Chargers before being waived and signing with Miami for the rest of the season...as a member of the Dolphins, totaled 43 punt returns for 464 yards (10.8 avg.) and 57 kickoff returns for 1,313 yards (23.0 avg.), including a 95-yard touchdown...pressed into service as an emergency kicker at N.E. (10/10) when Olindo Mare injured his calf in pre-game warm ups and was named AFC Special Teams Player of the Week after converting a 29-yard field goal and an extra point attempt as well as handling the team's kickoff duties...**vs. N.E. (12/20):** posted a career-long 71-yard punt return on Monday Night Football...**vs. Bal. (1/2):** recorded a 95-yard kickoff return for a touchdown in Miami's season finale to become the first Dolphins player in 15 years to return a kickoff for a score.

COLLEGE: Appeared in 50 career games as a four-year letterman for Texas Tech University, finishing with a school-record 259 receptions for 3,069 yards (11.8 avg.) and 21 touchdowns to go along with 559 rushing yards and a touchdown on 79 attempts (7.1 avg.) and 152 punt returns for 1,761 yards (11.6 avg.) and eight scores...received first-team All-Big 12 Conference accolades in three of his four seasons (2000, 2002-02) and left school as the NCAA career record-holder for punt return yards and punt return scores.

PERSONAL: Attended Heritage Hall High School in Oklahoma City, where he played running back and defensive back...accumulated 3,235 rushing yards and 2,551 receiving yards during his prep career while totaling 90 total touchdowns...named Oklahoma Player of the Year by several media outlets following his senior season...established the "83 Foundation" to provide underprivileged children an opportunity to play football in his hometown of Oklahoma City...named the winner of the Dolphins' Nat Moore Community Service Award in 2005...graduated from Texas Tech with a degree in management...Wesley Welker was born on May 1, 1981, in Oklahoma City.

WES WELKER NFL STATISTICS

| Year | Team | G/S | REGULAR SEASON | | | | | | | | | | | |
|---------------|--------|----------------|----------------|--------------|-------------|-----------|-----------|-----------|------------|------------|-----------|----------|----------|----------|
| | | | Receiving | | Rushing | | | | TD | Att | Yds | Avg | Lg | TD |
| | | | No | Yds | Avg | Lg | Yds | Avg | | | | | | |
| 2004 | SD/MIA | 15/0 | 0 | 0 | 0 | 0 | 0 | 0 | 0 | 0 | 0 | 0 | 0 | 0 |
| 2005 | MIA | 16/1 | 29 | 434 | 15.0 | 47 | 0 | 1 | 5 | 5 | 5 | 0 | 0 | 0 |
| 2006 | MIA | 16/2 | 67 | 687 | 10.3 | 38 | 1 | 0 | 0 | 0 | 0 | 0 | 0 | 0 |
| 2007 | NE | 16/13 | 112 | 1,175 | 10.5 | 42 | 8 | 4 | 34 | 8.5 | 27 | 0 | 0 | 0 |
| 2008 | NE | 16/14 | 111 | 1,165 | 10.5 | 64 | 3 | 3 | 26 | 8.7 | 19 | 0 | 0 | 0 |
| 2009 | NE | 14/13 | 123 | 1,348 | 11 | 58 | 4 | 5 | 36 | 7.2 | 11 | 0 | 0 | 0 |
| 2010 | NE | 15/11 | 86 | 848 | 9.9 | 35 | 7 | 0 | 0 | 0 | 0 | 0 | 0 | 0 |
| 2011 | NE | 16/15 | 122 | 1,569 | 12.9 | 99T | 9 | 4 | 30 | 7.5 | 19 | 0 | 0 | 0 |
| 2012 | NE | 16/12 | 118 | 1,354 | 11.5 | 59 | 6 | 2 | 20 | 10.0 | 11 | 10 | 0 | 0 |
| 2013 | DEN | 13/13 | 73 | 778 | 10.7 | 33 | 10 | 0 | 0 | 0 | 0 | 0 | 0 | 0 |
| 2014 | DEN | 14/8 | 49 | 464 | 9.5 | 39T | 2 | 0 | 0 | 0 | 0 | 0 | 0 | 0 |
| TOTALS | | 167/102 | 890 | 9,822 | 11.0 | 99 | 50 | 19 | 151 | 7.9 | 27 | 0 | 0 | 0 |

SINGLE GAME HIGHS
Receptions- 16, @ Buffalo (9/25/11)
Reception Yards- 217, @ Buffalo (9/25/11)
Touchdowns- 2, 10 times, last vs. Philadelphia (9/29/13)
Longest Recpetion- 99, @ Miami (9/12/11)



69 | CODY WICHMANN

| | |
|-------------|-------------------|
| Position: | Offensive Lineman |
| Ht./Wt. | 6-5/319 |
| Birth Date: | 3/2/92 |
| College: | Fresno State |
| Hometown: | Mariposa, Calif. |
| Experience: | Rookie |
| Acquired: | D6B-2015 (215th) |

Career GP/GS (Playoffs): 4/0 (0/0)



TRANSACTIONS: Selected by St. Louis in the sixth round (215th overall) of the 2015 NFL Draft (5/2/15).

2015 SEASON: **Week 9 at Minnesota (11/8):** Saw action on special teams...**Week 8 vs. San Francisco (11/1):** Declared inactive...**Week 7 vs. Cleveland (10/25):** Saw action on special teams...**Week 5 at Green Bay (10/11):** Declared inactive...**Week 4 at Arizona (10/4):** Saw action on special teams...**Week 3 vs. Pittsburgh (9/27):** Declared inactive...**Week 2 at Washington (9/20):** Declared inactive...**Week 1 vs. Seattle (9/13):** Made his NFL debut...saw action on special teams.

COLLEGE: Started in 50 career games at Fresno State, the second most starts by any Bulldog in the previous eight years...a two-time All-Mountain West selection, garnering second-team accolades as a senior in 2014 and honorable mention in 2013... member of 2013 offensive line that helped Fresno State lead the nation in passing behind quarterback Derek Carr...part of a 2013 offensive line that ranked No. 6 in the FBS in fewest sacks allowed...in the last three years of his career, he and the Bulldog offensive line helped Fresno State average 36.4 points per game and 474.8 yards of offense...started all 14 games at right guard as a senior in 2014...member of an offensive line that helped produce 406.1 yards of offense per game that ranked No. 4 in the Mountain West...aided the rushing offense to 182.4 yards per game and 22 touchdowns via the ground game and protected for a passing attack that produced 223.7 yards per game...member of the first offensive line unit at Fresno State to start every regular season game together since starts by game began being recorded in 1990 by the school...blocked for running back Marteze Waller who rushed for 1,368 yards, 11 touchdowns and 6.1 yards per carry - which was good for the 20th-best per-carry average in the nation...named to Outland Trophy and Rotary Lombardi Award preseason watch lists...started all 13 games of the season at right guard in 2013...member of offensive line that led the way for one of the nation's most prolific offense's, as the Bulldogs led the FBS in passing (394.8 ypg), ranked third in total offense (547.8 ypg) and was sixth in scoring (43.4 ppg)...he and the rest of the team only allowed 11 sacks in 13 games, a figure that tied for the sixth-fewest sacks allowed in the FBS...what makes that sack total so impressive is that Fresno State did so while throwing the ball 675 times in 2013, which was 246 more pass attempts than any other of the teams ranked ahead of the 'Dogs in fewest sacks allowed...he helped the Bulldog offense produce the best season in school history, setting 19 school offensive records in 2013...Fresno State's offensive line helped the team produce 500 yards of offense or more in 9-of-13 games, including five games with over 600 yards ..the Bulldogs, behind its offensive line, set a new school record with 822 yards of offense in the Nov. 23 victory over New Mexico...started all 13 games during the 2012 season - the first eight games at right tackle and the last five at right guard ... helped Fresno State average 40.8 points and 505.8 yards of offense in his five starts at right guard...Fresno State led the Mountain West in scoring (37.9), passing (325.6) and was second in total offense (477.5) behind the Bulldog offensive line...part of offensive line that allowed Fresno State to rank 17th nationally in scoring, 12th in passing and 16th in total offense...played in all 13 games and made 10 starts on the offensive line in 2011...helped the Bulldog offense average 411.8 yards per game...guided running back Robbie Rouse to 1,549 yards rushing, a total that led the WAC and was the third most in a year in school history...helped quarterback Derek Carr become the fifth Bulldog to throw for over 3,000 yards in a season...served as a redshirt freshman) in 2010.

PERSONAL: Attended Mariposa High School in California, the same high school that produced NFL All-Pro and former Bulldog All-American Logan Mankins...played on the offensive line and at tight end for Mariposa...had 11 receptions for 131 yards...averaged 11.9 yards and scored a touchdown...longest gain was for 29 yards...had a single-game high of 42 yards over Delhi...named a Modesto Bee All-Star...named Co-Outstanding Lineman...the only child of Mike Wichmann and Tally Allison...born in Tuscon, Ariz...hobbies include rafting, fishing and swimming...Logan Mankins is his favorite athlete because he is a great lineman, role model and he deserves a lot of respect... majored in criminology-law enforcement.

WICHMANN'S Games Played-Starts: RAMS: 2015 (4/0).



63 | DARRELL WILLIAMS

| | |
|-------------|---------------|
| Position: | Tackle |
| Ht./Wt. | 6-5/301 |
| Birth Date: | 8/31/93 |
| College: | South Florida |
| Hometown: | Orlando, Fla. |
| Experience: | Rookie |
| Acquired: | FA-2015 |

Career GP/GS (Playoffs): 4/0 (0/0)



TRANSACTIONS: Signed with the Rams as an undrafted free agent (5/7/15).

2015 SEASON: **Week 9 at Minnesota (11/8):** Saw action on special teams...**Week 8 vs. San Francisco (11/1):** Saw action on offense and special teams...**Week 7 vs. Cleveland (10/25):** Saw action on special teams and for one play at tackle...**Week 5 at Green Bay (10/11):** Declared inactive...**Week 4 at Arizona (10/4):** Declared inactive...**Week 3 vs. Pittsburgh (9/27):** Made his NFL debut and saw action on special teams...**Week 2 at Washington (9/20):** Declared inactive...**Week 1 vs. Seattle (9/13):** Declared inactive.

COLLEGE: Appeared in 45 career games with 29 starts...as a senior, started all 12 games at left tackle...helped lead Marlon Mack to just the fourth 1,000-yard rushing season in school history and a school and conference record 275 yards vs. Western Carolina (8/30)...started all 12 games at left tackle as a junior...saw action in eight games as a sophomore with five starts at left tackle...earned first-team all-Central Florida and all-Orange County as a senior at Evans High School in Orlando...was born in Jamaica and moved to the U.S. in the ninth grade...graduated in December (2014) with a degree in communications.

WILLIAMS' Games Played-Starts: RAMS: 2015 (4/0).



4 | GREG ZUERLEIN

| | |
|-------------|---------------------|
| Position: | Kicker |
| Ht./Wt.: | 6-0/187 |
| Birth Date: | 12/27/87 |
| College: | Missouri Western |
| Hometown: | Lincoln, Neb. |
| Experience: | 4th year (4th Rams) |
| Acquired: | D6-2012 |

Career GP/GS (Playoffs): 56/0 (0/0)



TRANSACTIONS: Selected by St. Louis in the sixth round (150th overall) of the 2012 NFL Draft (4/28/12).

PRO: Fourth-year pro has played in 56 career games...converted 86-of-109 career field goals...set franchise record with 61-yard field goal in Week 9 at Minnesota in 2015...broke the franchise record for 50-plus yard field goals in a season in 2012...made his first 15 field goal attempts of his career, a new franchise record for most consecutive field goals by a rookie...with seven field goals of 50 yards or more, he owns the team record in the category and ranked second all time among NFL rookies following the 2012 season...kicked the longest field goal by a rookie in league history (60 yards)...broke the franchise record for longest field goal (60 yards) and owns three of the four longest field goals in Rams history...became the first kicker in league history to kick a 50-plus and 60-plus yard field goal in the same game (vs. Seattle, 9/30/12).

2015 SEASON: Week 9 at Minnesota (11/8): Made a 61-yard field goal that set a franchise record for longest field goal in Rams history and is also the longest field goal of the season in the NFL...his 53-yard conversion moved him past former Rams K Josh Brown for second-most 50-plus yard field goal conversions in franchise history with 16...also converted field goals of 35 and 45 yards...**Week 8 vs. San Francisco (11/1):** Made a 38-yard field goal and converted both extra point attempts...**Week 7 vs. Cleveland (10/25):** Made a 39-yard field goal and an extra point...**Week 5 at Green Bay (10/11):** Made a 42-yard field goal and three extra points...**Week 4 at Arizona (10/4):** Made a 30-yard field goal and three extra points...**Week 3 vs. Pittsburgh (9/27):** Made field goals of 49 and 27 yards...**Week 2 at Washington (9/20):** Made a 52-yard field goal and one extra point...**Week 1 vs. Seattle (9/13):** Made four extra points and two-of-two field goals including a 37-yard game-winner in overtime.

Named NFC Special Teams Player of the Week, following performance against Denver



2014 SEASON: Finished the season converting 24-of-30 field goals and 34 extra points for 106 total points...converted five field goals of 50-plus yards for a career-high 71.4 percent...**at Tampa Bay (9/14):** Converted four field goals of 36, 36, 46 and 38 yards out...the 38-yard field goal came with :38 second remaining in play, to help seal the win...**vs. Denver (11/16):** Earned NFC Special Teams Player of the Week honors...converted field goal attempts of 37, 29, 22, 55 and 53 yards...**vs. New York Giants (12/21):** Converted field goal of 51 and 20 yards...

2013 SEASON: vs. Arizona (9/8): Made four-of-four field goals including a 48-yard game winning kick in the fourth quarter...**at Atlanta (9/15):** Made one field goal from 29 yards...made three-of-three extra points...**at Dallas (9/22):** Did not attempt any field goals...converted one-of-one extra points...**vs. San Francisco (9/26):** Made one field goal from 40 yards...**vs. Jacksonville (10/6):** Converted two-of-two field goals...**at Houston (10/6):** Made one field goal from 42 yards...converted five-of-five extra points...recorded one special teams tackle...**at Carolina (10/20):** Converted two-of-two field goals...**vs. Seattle (10/28):** Converted three-of-four field goals...**vs. Tennessee (11/3):** Did not convert a 44-yard field goal attempt...**at Indianapolis (11/10):** Converted one field goal of 32 yards...made five-of-five extra points...**vs. Chicago (11/24):** Converted field goals from 29 and 40 yards...made four-of-four extra points...**at San Francisco (12/1):** Converted both field goal attempts from 43 and 34 yards...**at Arizona (12/8):** Converted one field goal from 44 yards... **vs. New Orleans (12/15):** Converted two-of-two field goals from 31 and 35 yards...tacked on three extra points...successfully converted an onside kick in the first quarter...**vs. Tampa Bay (12/22):** Converted three-of-three field goal attempts from 54, 25 and 48 yards...marks a new season long...**at Seattle (12/29):** Converted one field goal from 36 yards...moved into first place in franchise history in career field goal percentage (49/59, 83.1 percent).

NFC Special Teams Player of Week 4
Greg "The Leg" Zuerlein is the first player in NFL history with a 60-yard and 50-yard field goal in the same game and the only player in league annals to make two field goals over 55 yards in a single game (vs. SEA, 9/30/12).

2012 SEASON: Made seven field goals from 50 yards or more...broke the franchise record for 50+ yard field goals in a season...made his first 15 field goal attempts of his career and finished the year 23-for-31 overall...with seven field goals of 50 yards or more, he owns team record in the category and ranks second all time among NFL rookies...kicked the longest field goal by a rookie in league history (60 yds.)...broke the franchise record for longest field goal (60 yds.) and owns three of the four longest field goals in Rams history...in Week 4 became the first kicker in league history to kick a 50-plus and 60-plus yard field goal in the same game...set a new franchise record for most consecutive field goals by a rookie (15)...**at Chicago (9/23):** Converted his first 50-plus yard field goal of his career, after clearing a 56-yard field goal...kick is good for second longest in franchise history, longest kick in Soldier Field history...scored all of the Rams' points (six) after hitting two-of-two field goals (56, 46)...**vs. Seattle (9/30):** Converted a 60-yard field goal, which set a new franchise record and marked the second longest kick of the season in the NFL, behind San Francisco's David Aker's who kicked a 63-yard field goal...kicked a career-high four field goals (58, 48, 60, 24)...tied for third place in franchise history for most 50-plus yard field goals made in a season with three...remains perfect on

the year in field goals, going 12-for-12, marking the most consecutive field goals made by a Rams rookie in team history...**vs. Arizona (10/4)**: Hit his fourth field goal over 50 yards (53)...**at Miami (10/14)**: Converted 48- and 32-yard field goals in the first quarter to give him 15 consecutive field goals made to start his career...currently 10-for-12 on 40-plus yard field goals...**vs. San Francisco (12/2)**: Sent the team to overtime with a 53-yard field goal...converted a game-winning 54-yard field goal...only three other players have kicked field goals of at least 50 yards to send a game to overtime and then win it (Green Bay's Chris Jacke, 1996; Indianapolis' Mike Vanderjagt, 2002; Denver's Matt Prater, 2011)...he is the first NFL kicker to tie a game with a field goal of 50-plus yards as time expired in the fourth quarter and kick an overtime field goal of 50-plus yards in the same game...set a new NFL record for most field goals of 53 yards or longer (six) after hitting his game-winning 53-yarder, the previous best was set by Jason Hanson with five in 2008...he now has seven field goals of 50-plus yards, he's now one shy of tying Morten Anderson's NFL record of seven set in 1995 and later tied by Jason Hanson in 2008.

COLLEGE: Was named All-American by six different organizations following his senior season...three-time selection to First-Team All-Mid America Intercollegiate Athletic Association and also earned MIAA Special Teams Player of the year as a senior... finished his career at Missouri Western after transferring from Nebraska-Omaha when UNO dropped its football program.

PERSONAL: Played at Pius X High School in Lincoln...All-class, all-state selection as a placekicker as a junior and senior...set state mark for most field goals in a season with 12...converted 43-of-45 PATS and went 12-for-16 on FGs with a long of 52 yards... also lettered in soccer...a 2005 Sports Illustrated preseason high school All-American...majored in business...name is pronounced ZURR-line...participated in many community events, including the Taste of the NFL, Coach Fisher & Friends Celebrity Softball game and the All-Community Team Ticket program - 4th Down Fan Club.

GREG ZUERLEIN NFL STATISTICS

REGULAR SEASON

Scoring

| Year | Team | GP | FG | FGA | Pct | Lg | Blk | XPM | XPA | Pct | Blk | Pts |
|---------------|------|-----------|-----------|------------|-------------|-----------|----------|------------|------------|-------------|----------|------------|
| 2012 | RAMS | 16 | 23 | 31 | 74.2 | 60 | 0 | 26 | 26 | 100.0 | 0 | 95 |
| 2013 | RAMS | 16 | 26 | 28 | 92.9 | 54 | 0 | 34 | 34 | 100.0 | 0 | 112 |
| 2014 | RAMS | 16 | 24 | 30 | 80.0 | 56 | 1 | 34 | 35 | 97.1 | 0 | 106 |
| 2015 | RAMS | 8 | 13 | 20 | 68.4 | 61 | 1 | 14 | 14 | 100 | 0 | 53 |
| TOTALS | | 56 | 86 | 109 | 78.8 | 61 | 2 | 108 | 109 | 99.1 | 0 | 366 |

Field Goals

| Year | Team | 1-19 | Pct | 20-29 | Pct | 30-39 | Pct | 40-49 | Pct | 50+ | Pct |
|---------------|------|------------|--------------|--------------|-------------|--------------|-------------|--------------|-------------|--------------|-------------|
| 2012 | RAMS | 1/1 | 100.0 | 4/4 | 100.0 | 4/6 | 66.7 | 7/7 | 100.0 | 7/13 | 53.8 |
| 2013 | RAMS | 0/0 | 0 | 7/7 | 100.0 | 10/10 | 100.0 | 8/9 | 88.9 | 1/2 | 50.0 |
| 2014 | RAMS | 1/1 | 100.0 | 6/7 | 85.7 | 10/12 | 83.3 | 2/3 | 66.7 | 5/7 | 71.4 |
| 2015 | RAMS | 0/0 | 0.0 | 1/1 | 100.0 | 6/7 | 85.7 | 3/5 | 60.0 | 3/7 | 42.8 |
| TOTALS | | 2/2 | 100.0 | 18/19 | 94.4 | 30/35 | 85.7 | 21/25 | 86.9 | 16/29 | 55.2 |

Additional Career Statistics: Special Teams Tackles: RAMS: 2014 (1), 2013 (1). Total: (2).

SINGLE GAME HIGHS

Field Goals Made- 5, last vs. Denver (11/16/14)
 Field Goals Attempted- 5, twice, last at Minnesota (11/8/15)
 Longest- 61, at Minnesota (11/8/15)

GREG ZUERLEIN GAME-BY-GAME STATISTICS

| 2015 ST. LOUIS RAMS | | | | | | | | | | | |
|---------------------|------------|-----------|--------------|--------------|------------|------------|------------|------------|------------|----------------------|--|
| Game | W/L | Pts | XP/XPA | FG/FGA | 1-19 | 20-29 | 30-39 | 40-49 | 50+ | Kick-By-Kick | |
| SEA 9/13 | W | 10 | 4/4 | 2/2 | 0/0 | 0/0 | 2/2 | 0/0 | 0/0 | 33, 37 | |
| @WASH 9/20 | L | 4 | 1/1 | 1/1 | 0/0 | 0/0 | 0/0 | 0/0 | 1/1 | 52 | |
| PIT 9/27 | L | 6 | 0/0 | 2/2 | 0/0 | 1/1 | 0/0 | 1/1 | 0/0 | 49, 27 | |
| @ARIZ 10/4 | W | 6 | 3/3 | 1/1 | 0/0 | 0/0 | 1/1 | 0/0 | 0/0 | 30 | |
| @GB 10/11 | L | 4 | 1/1 | 1/4 | 0/0 | 0/0 | 0/0 | 1/1 | 0/3 | 42, 50B, 53WL, 63WL | |
| CLE 10/25 | W | 6 | 3/3 | 1/3 | 0/0 | 0/0 | 1/2 | 0/0 | 0/1 | 39, 63WR, 35WR | |
| SF 11/1 | W | 5 | 2/2 | 1/2 | 0/0 | 0/0 | 1/1 | 0/1 | 0/0 | 38, 40B | |
| @MIN 11/8 | L | 12 | 0/0 | 4/5 | 0/0 | 0/0 | 1/1 | 1/2 | 2/2 | 61, 35, 45, 48WR, 53 | |
| CHI 11/15 | 0/0 | 0 | 0/0 | 0/0 | 0/0 | 0/0 | 0/0 | 0/0 | 0/0 | 0/0 | |
| @BAL 11/22 | 0/0 | 0 | 0/0 | 0/0 | 0/0 | 0/0 | 0/0 | 0/0 | 0/0 | 0/0 | |
| @CIN 11/29 | 0/0 | 0 | 0/0 | 0/0 | 0/0 | 0/0 | 0/0 | 0/0 | 0/0 | 0/0 | |
| ARIZ 12/6 | 0/0 | 0 | 0/0 | 0/0 | 0/0 | 0/0 | 0/0 | 0/0 | 0/0 | 0/0 | |
| DET 12/13 | 0/0 | 0 | 0/0 | 0/0 | 0/0 | 0/0 | 0/0 | 0/0 | 0/0 | 0/0 | |
| TB 12/17 | 0/0 | 0 | 0/0 | 0/0 | 0/0 | 0/0 | 0/0 | 0/0 | 0/0 | 0/0 | |
| @SEA 12/27 | 0/0 | 0 | 0/0 | 0/0 | 0/0 | 0/0 | 0/0 | 0/0 | 0/0 | 0/0 | |
| @SF 1/3/16 | 0/0 | 0 | 0/0 | 0/0 | 0/0 | 0/0 | 0/0 | 0/0 | 0/0 | 0/0 | |
| TOTAL | 4-4 | 53 | 14/14 | 13/20 | 0/0 | 1/1 | 6/7 | 3/5 | 3/7 | | |

GREG ZUERLEIN GAME-BY-GAME STATISTICS CONTINUED

| 2014 ST. LOUIS RAMS | | | | | | | | | | |
|---------------------|-------------|------------|--------------|--------------|------------|------------|--------------|------------|------------|----------------|
| Game | W/L | Pts | XP/XPA | FG/FGA | 1-19 | 20-29 | 30-39 | 40-49 | 50+ | Kick-By-Kick |
| MIN 9/8 | L | 6 | 0/0 | 2/3 | 0/0 | 0/0 | 0/0 | 1/1 | 1/2 | 50WL, 56, 46 |
| @TB 9/14 | W | 13 | 1/1 | 4/4 | 0/0 | 0/0 | 3/3 | 1/1 | 0/0 | 36,35,46,38 |
| DAL 9/21 | L | 7 | 4/4 | 1/1 | 0/0 | 1/1 | 0/0 | 0/0 | 0/0 | 28 |
| @PHI 10/5 | L | 4 | 4/4 | 0/0 | 0/0 | 0/0 | 0/0 | 0/0 | 0/0 | |
| SF 10/13 | L | 5 | 2/2 | 1/1 | 0/0 | 0/0 | 1/1 | 0/0 | 0/0 | 38 |
| SEA 10/19 | W | 4 | 4/4 | 0/1 | 0/0 | 0/0 | 0/0 | 0/0 | 0/1 | 52 |
| @KC 10/26 | L | 1 | 1/1 | 0/1 | 0/0 | 0/0 | 0/1 | 0/0 | 0/0 | 38WR |
| @SF 11/2 | W | 7 | 1/1 | 2/2 | 0/0 | 0/0 | 2/2 | 0/0 | 0/0 | 37, 39 |
| @ARI 11/9 | L | 2 | 2/2 | 0/0 | 0/0 | 0/0 | 0/0 | 0/0 | 0/0 | |
| DEN 11/16 | W | 16 | 1/1 | 5/5 | 0/0 | 2/2 | 1/1 | 0/0 | 2/2 | 37,29,22,55,53 |
| @SD 11/23 | L | 6 | 3/3 | 1/2 | 0/0 | 1/1 | 0/0 | 0/1 | 0/0 | 22,46B |
| OAK 11/30 | W | 10 | 7/7 | 1/1 | 0/0 | 0/0 | 1/1 | 0/0 | 0/0 | 38 |
| @WAS 12/7 | W | 4 | 1/2 | 1/3 | 0/0 | 0/1 | 1/2 | 0/0 | 0/0 | 28WR, 38WR, 34 |
| ARI 12/11 | L | 6 | 0/0 | 2/2 | 1/1 | 1/1 | 0/0 | 0/0 | 0/0 | 24,19 |
| NYG 10/21 | L | 9 | 3/3 | 2/2 | 0/0 | 1/1 | 0/0 | 0/0 | 1/1 | 51,20 |
| @SEA 10/28 | L | 6 | 0/0 | 2/2 | 0/0 | 0/0 | 1/1 | 0/0 | 1/1 | 33,52 |
| TOTAL | 6-10 | 106 | 34/35 | 24/30 | 1/1 | 6/7 | 10/12 | 2/3 | 5/7 | |

| 2013 ST. LOUIS RAMS | | | | | | | | | | |
|---------------------|------------|------------|--------------|--------------|------------|------------|--------------|------------|------------|------------------|
| Game | W/L | Pts | XP/XPA | FG/FGA | 1-19 | 20-29 | 30-39 | 40-49 | 50+ | Kick-By-Kick |
| ARI 9/9 | W | 13 | 1/1 | 4/4 | 0/0 | 1/1 | 2/2 | 1/1 | 0/0 | 36, 25, 38, 48 |
| @ATL 9/15 | L | 6 | 3/3 | 1/1 | 0/0 | 1/1 | 0/0 | 0/0 | 0/0 | 29 |
| @DAL 9/22 | L | 1 | 1/1 | 0/0 | 0/0 | 0/0 | 0/0 | 0/0 | 0/0 | |
| SF 9/26 | L | 3 | 0/0 | 1/1 | 0/0 | 0/0 | 0/0 | 1/1 | 0/0 | 40 |
| JAC 10/6 | W | 10 | 4/4 | 2/2 | 0/0 | 0/0 | 2/2 | 0/0 | 0/0 | 32, 37 |
| @HOU 10/13 | W | 8 | 5/5 | 1/1 | 0/0 | 0/0 | 0/0 | 1/1 | 0/0 | 42 |
| @CAR 10/20 | L | 7 | 1/1 | 2/2 | 0/0 | 1/1 | 0/0 | 1/1 | 0/0 | 28, 42 |
| SEA 10/28 | L | 9 | 0/0 | 3/4 | 0/0 | 2/2 | 1/1 | 0/0 | 0/1 | 33, 28, 27, 50WR |
| TEN 11/3 | L | 3 | 3/3 | 0/1 | 0/0 | 0/0 | 0/0 | 0/1 | 0/0 | 44WR |
| @IND 11/10 | W | 8 | 5/5 | 1/1 | 0/0 | 0/0 | 1/1 | 0/0 | 0/0 | 32 |
| CHI 11/24 | W | 10 | 4/4 | 2/2 | 0/0 | 1/1 | 0/0 | 1/1 | 0/0 | 29, 40 |
| @SF 12/1 | L | 7 | 1/1 | 2/2 | 0/0 | 0/0 | 1/1 | 1/1 | 0/0 | 43, 34 |
| @ARI 12/8 | L | 4 | 1/1 | 1/1 | 0/0 | 0/0 | 0/0 | 1/1 | 0/0 | 44 |
| NO 12/15 | W | 9 | 3/3 | 2/2 | 0/0 | 0/0 | 2/2 | 0/0 | 0/0 | 31, 35 |
| TB 10/22 | W | 11 | 2/2 | 3/3 | 0/0 | 1/1 | 0/0 | 1/1 | 1/1 | 54, 25, 48 |
| @SEA 10/29 | L | 3 | 0/0 | 1/1 | 0/0 | 0/0 | 1/1 | 0/0 | 0/0 | 36 |
| TOTAL | 7-9 | 112 | 34/34 | 26/28 | 0/0 | 7/7 | 10/10 | 8/9 | 1/2 | |

| 2012 ST. LOUIS RAMS | | | | | | | | | | |
|---------------------|--------------|-----------|--------------|--------------|------------|------------|------------|------------|-------------|--------------------------|
| Game | W/L | Pts | XP/XPA | FG/FGA | 1-19 | 20-29 | 30-39 | 40-49 | 50+ | Kick-By-Kick |
| @DET 9/9 | L | 11 | 2/2 | 3/3 | 0/0 | 1/1 | 0/0 | 2/2 | 0/0 | 48, 29, 46 |
| WAS 9/16 | W | 11 | 2/2 | 3/3 | 0/0 | 0/0 | 2/2 | 1/1 | 0/0 | 9, 33, 42 |
| @CHI 9/23 | L | 6 | 0/0 | 2/2 | 0/0 | 0/0 | 0/0 | 1/1 | 1/1 | 56, 46 |
| SEA 9/30 | W | 13 | 1/1 | 4/4 | 0/0 | 1/1 | 0/0 | 1/1 | 2/2 | 58, 48, 60, 24 |
| ARI 10/4 | W | 5 | 2/2 | 1/1 | 0/0 | 0/0 | 0/0 | 0/0 | 1/1 | 53 |
| @MIA 10/14 | L | 6 | 0/0 | 2/5 | 0/0 | 0/0 | 1/2 | 1/1 | 0/2 | 48, 32, 52WL, 37WL, 66WL |
| GB 10/21 | L | 8 | 2/2 | 2/2 | 0/0 | 0/0 | 0/0 | 1/1 | 1/1 | 50, 43 |
| NE 10/28 | L | 1 | 1/1 | 0/0 | 0/0 | 0/0 | 0/0 | 0/0 | 0/0 | |
| @SF 11/11 | T | 6 | 3/3 | 1/2 | 0/0 | 1/1 | 0/0 | 0/0 | 0/1 | 27, 58WR |
| NYJ 11/18 | L | 1 | 1/1 | 0/0 | 0/0 | 0/0 | 0/0 | 0/0 | 0/0 | |
| @ARI 11/25 | W | 7 | 4/4 | 1/2 | 1/1 | 0/0 | 0/1 | 0/0 | 0/0 | 35WL, 19 |
| SF 12/2 | W | 6 | 0/0 | 2/3 | 0/0 | 0/0 | 0/0 | 0/0 | 2/3 | 58WR, 53, 54 |
| @BUF 12/9 | W | 1 | 1/1 | 0/0 | 0/0 | 0/0 | 0/0 | 0/0 | 0/0 | |
| MIN 12/16 | L | 2 | 2/2 | 0/0 | 0/0 | 0/0 | 0/0 | 0/0 | 0/1 | 57WR |
| @TB 12/23 | W | 4 | 4/4 | 0/0 | 0/0 | 0/0 | 0/0 | 0/0 | 0/0 | |
| @SEA 12/30 | L | 7 | 1/1 | 2/3 | 0/0 | 1/1 | 1/1 | 0/0 | 0/1 | 51WR, 39, 25 |
| TOTAL | 7-8-1 | 95 | 26/26 | 23/31 | 1/1 | 4/4 | 4/6 | 7/7 | 7/13 | |