



ST. LOUIS RAMS



WEEK 13

St. Louis Rams (4-7) vs. Arizona Cardinals (9-2)

Sunday, December 6, 2015 • Edward Jones Dome • Noon CT



2015 SCHEDULE

Sept. 13	Seattle	W, 34-31 (OT)	
Sept. 20	@ Washington	L, 24-10	
Sept. 27	Pittsburgh	L, 12-6	
Oct. 4	@ Arizona	W, 24-22	
Oct. 11	@ Green Bay	L, 24-10	
Oct. 18	BYE		
Oct. 25	Cleveland	W, 24-6	
Nov. 1	San Francisco	W, 27-6	
Nov. 8	@ Minnesota	L, 21-18 (OT)	
Nov. 15	Chicago	L, 37-13	
Nov. 22	@ Baltimore	L, 16-13	
Nov. 29	@ Cincinnati	L, 31-7	
Dec. 6	Arizona	Noon	Fox
Dec. 13	Detroit	Noon	Fox
Dec. 17	Tampa Bay (Thurs.)	7:25 p.m.	NFLN
Dec. 27	@ Seattle	3:25 p.m.	Fox
Jan. 3	@ San Francisco	3:25 p.m.	Fox

RAMS MEDIA HUB

Visit the Rams Newsroom and media website at media.stlouisrams.com and follow us @[STLouisRams](https://twitter.com/STLouisRams)

MEDIA AVAILABILITY

TUES., DEC. 1	Players off - No Availability
WED., DEC. 2	Practice 2:30 - 4:15 p.m. Fisher Available on field Open Locker Room: 4:30 - 5:15 p.m. Conference Calls: B. Arians - 9:10 a.m. DB Tyrann Mathieu - 2:25 p.m.
THURS., DEC. 3	Practice 2:25 - 4:15 p.m. Fisher, Cignetti Available on field Open Locker Room: 4:30 - 5:15 p.m. RB Todd Gurley Available
FRI., DEC. 4	Practice 11:45 a.m. - 1:30 p.m. Coach Fisher Available on field Defensive Coordinator G. Williams Available Open Locker Room: 1:30 - 2:15 p.m.
SAT., DEC. 5	No Availability
SUN., DEC. 6	Rams vs. Cardinals Noon - Edward Jones Dome

RAMS KICK OFF THREE-GAME HOME STAND



CB Janoris Jenkins

The St. Louis Rams play the first of three-consecutive home games Sunday as they wrap up the home portion of their NFC West slate by hosting the Arizona Cardinals.

The Rams are 3-0 in the division this season with home wins over the Seahawks and 49ers, and they won their Week 4 matchup with the Cardinals in Arizona. St. Louis leads the all-time series, 37-36-2, after snapping a three-game losing streak to the Cardinals earlier this season.

The Rams will wear their royal blue and yellow gold throwback jersey this week. They also wore the popular pairing for their Week 8 win over the San Francisco 49ers. St. Louis began wearing the throwbacks in 2009 in celebration of the 10 year anniversary of the team's Super Bowl XXXIV championship. The Rams have worn the throwbacks twice annually since 2009, but Sunday's contest will mark the first time they'll wear them against the Cardinals since St. Louis switched to its current color scheme in 2000.

RAMS PUBLIC RELATIONS

ARTIS TWYMAN:	SENIOR DIRECTOR, COMMUNICATIONS ATwyman@Rams.NFL.com - 314-516-8759
JULIA FARON:	MANAGER, MEDIA RELATIONS JFaron@Rams.NFL.com - 314-516-8766
CASEY PEARCE:	MANAGER, MEDIA INFORMATION CPearce@Rams.NFL.com - 314-516-8765
TIFFANY WHITE:	COMMUNICATIONS COORDINATOR TWhite@Rams.NFL.com - 314-516-8770

BROADCAST INFORMATION



TELEVISION:

FOX - KTVI 2 St. Louis
Play-By-Play: Chris Myers
Color Analyst: Ronde Barber
Sideline Reporter: Jen Hale



RAMS RADIO:

WXOS, 101.1 FM
Play-By-Play: Steve Savard
Color Analyst: D'Marco Farr
Sideline Reporter: Will Witherspoon



WEEK 13: ST. LOUIS RAMS VS. ARIZONA CARDINALS



NOTABLE CONNECTIONS

Former Cardinals:

- Rams Assistant Head Coach **Dave McGinnis** was Arizona's head coach from 2000-03 and was the team's defensive coordinator from 1996-2000.
- Rams Secondary Coach **Chuck Cecil** played for the Cardinals from 1993-94.
- Rams Asst. DL Coach **Clyde Simmons** played for the Cardinals from 1994-95.
- Rams LB Coach **Frank Bush** was an assistant with Arizona from 2004-06.
- Rams **S T.J. McDonald** is the son of former Cardinals S Tim McDonald.

Former Rams:

- Cardinals **TE Darren Fells** is the brother of former Rams **TE Daniel Fells**.

Missouri Connections:

- Cardinals **LB Markus Golden** is a St. Louis native and played at Missouri.
- Cardinals **LB Sean Weatherspoon** played at Mizzou.

Arizona Connections:

- Rams Secondary Coach **Chuck Cecil** played at the University of Arizona.
- Rams **QB Nick Foles** played at the University of Arizona.

Coaching Connections:

- Rams TE Coach **Rob Boras** and Cardinals WR Coach **Darryl Drake** coached together with the Chicago Bears.
- Rams WR Coach **Ray Sherman** worked with Cardinals QB Coach **Freddie Kitchens** with the Dallas Cowboys.

NFL Teammate Connections:

- Cardinals **LS Mike Leach** played for the Tennessee Titans when Rams Head Coach **Jeff Fisher** held the same position in Nashville.
- Rams Head Coach **Jeff Fisher** was the head coach of the Titans when the team drafted Cardinals **RB Chris Johnson**. Johnson also worked with Rams Assistant Head Coach **Dave McGinnis**, Defensive Coordinator **Gregg Williams**, WR Coach **Ray Sherman**, LB Coach **Frank Bush**, Assistant LB Coach **Joe Bowden** and Senior Defensive Assistant **Chuck Cecil** in Tennessee.

College Teammate Connections:

- Rams **DT Michael Brockers** played with Cardinals **CB Patrick Peterson**, **DB Tyrann Mathieu** and **LB Kevin Minter** at LSU.
- Rams **LB Alec Ogletree** and **RB Todd Gurley** played with Cardinals **P Drew Butler** at Georgia.
- Rams **DL Ethan Westbrooks** played with Cardinals **WR Brittan Golden** at West Texas A&M.
- Rams **DE Robert Quinn** played with Cardinals **G Jonathan Cooper** at North Carolina.
- Rams **S T.J. McDonald** played with Cardinals **QB Matt Barkley** at USC.
- Rams **CB Marcus Roberson** played with Cardinals **T D.J. Humphries** at Florida.
- Rams **S Mark Barron** played with Cardinals **DE Ed Stinson** at Alabama.

BY THE NUMBERS

8

Number of total touchdowns for Tavon Austin this season: four receiving, three rushing and one via punt return.

16.0

Number of career sacks for Aaron Donald, most among all NFL 4-3 defensive tackles over the last two years.

30

Number of sacks for the Rams this season, tied for fifth most in the NFL.

43.2

Johnny Hekker's net punting average this season, third best in the NFL this season.

107

Number of consecutive starts for James Laurinaitis, the second longest active streak among NFL linebackers.

794

Number of rushing yards for Todd Gurley, fifth most among all NFL backs this season

SACK ATTACK

Armed with five former first-round draft picks, one of the Rams' biggest strengths is their defensive line. That strength has shown itself in the team's ability to get to the opposing quarterback.

On the year, the Rams have 30 sacks, which is tied for the fifth most in the NFL, just four off of Denver's league-leading pace.

In the Rams' Week 8 win over San Francisco, they sacked Colin Kaepernick three times, hit him 11 and pressured him 14 times. In a Week 7 win over Cleveland, they dropped Josh McCown four times and forced fumbles on two of them.

In Week 4, they got to Carson Palmer four times after Arizona had allowed just one sack in its first three games. St. Louis sacked Russell Wilson six times in a Week 1 win and got to Pittsburgh quarterbacks five times in Week 3.

Pro Bowl DT Aaron Donald leads the Rams with 7.0 sacks. Since Jeff Fisher took over in 2012, the Rams have recorded 175 sacks as a team. That's the most in the NFL over that time period.



DT Aaron Donald

Most Team Sacks, 2012-present

	Sacks
1. St. Louis Rams	175
2. Carolina Panthers	172
3. Denver Broncos	171
4. Buffalo Bills	163
5. Green Bay Packers	162



WEEK 13: ST. LOUIS RAMS VS. ARIZONA CARDINALS



RAMS-CARDINALS 2015 TEAM COMPARISON

	RAMS	CARDINALS
Record	4-7	9-2
Division Standing	3	1
Turnover Margin	Even	+2
OFFENSE		
Net Yards Per Game	304.0	410.0
Yards Per Play	5.2	6.4
Points Per Game	16.9	32.2
Possession Average	27:44	31:50
Net Rushing Yards Per Game	123.1	115.2
Net Passing Yards Per Game	180.9	294.8
Had Intercepted	9	9
Sacks Allowed/Yards	15/103	17/104
Fumbles/Lost	17/10	19/10
Third Down Pct.	25.9	46.6
Giveaways	19	19
DEFENSE		
Net Yards Per Game	341.0	326.4
Yards Per Play	5.2	5.3
Points Per Game	20.9	20.8
Opposing Possession Average	32:16	28:10
Net Rushing Yards Per Game	111.0	100.4
Net Passing Yards Per Game	230.0	235.3
Interceptions/Yards	9/73	15/228
Sacks/Yards	30/158	21/147
Opponent Fumbles/Lost	17/10	19/6
Third Down Pct.	31.1	34.3
Takeaways	19	21
SPECIAL TEAMS		
Punts-Average Yards (Gross)	47.9	41.3
Punts-Average Yards (Net)	43.2	36.5
Punt Return Yards-Average Per	7.9	7.8
Punt Return Yards-Average Per Allowed	6.9	7.8
Kickoff Return Yards-Average Per	22.7	26.1
Kickoff Return Yards-Average Per Allowed	23.4	24.1
Field Goals Made/Attempted	15/23	20/22
PENALTIES		
Penalties Against/Yards	89/655	70/531
Opponent Penalties Against/Yards	75/723	102/906

RAMS-CARDINALS 2015 INDIVIDUAL COMPARISON


RAMS	CARDINALS
PASSING YARDS	
N. Foles.....1,906	C. Palmer3,337
C. Keenum.....136	
RUSHING YARDS	
T. Gurley.....794	C. Johnson814
T. Austin304	A. Ellington247
T. Mason.....127	D. Johnson139
RECEIVING YARDS	
K. Britt404	L. Fitzgerald992
J. Cook379	J. Brown704
T. Austin343	M. Floyd446
B. Cunningham194	J. Nelson.....265
POINTS SCORED	
G. Zuerlein.....61	C. Catanzaro99
T. Austin48	D. Johnson46
T. Gurley.....36	L. Fitzgerald42
SACKS	
A. Donald.....7.0	D. Freaney3.0
DEFENSIVE TACKLES	
M. Barron95	D. Bucannon.....75
J. Laurinaitis.....85	T. Mathieu70
T. McDonald73	K. Minter68
KICKOFF RETURNS (YARDS PER RETURN)	
B. Cunningham14 (23.9)	D. Johnson22 (27.2)
PUNT RETURNS (YARDS PER RETURN)	
T. Austin25 (7.6)	P. Peterson25 (8.4)
FIELD GOALS	
G. Zuerlein.....15/23 (.652)	C. Catanzaro20/22 (.909)
PUNTS (GROSS/NET AVG.)	
J. Hekker.....66 (47.9/43.2)	D. Butler37 (42.4/36.5)

RED ZONE = RED LIGHT

The Rams have allowed their opponents to reach the 20 yard line just 31 times this season, tied for the ninth fewest red zone visits by an opponent in the NFL. When teams do reach the red zone against the Rams, they're forced to settle for field goals more often than not.

Last week, the Bengals reached the Rams' defensive red zone three times and were forced to settle for field goals on one of those trips.

On the season, opponents have scored touchdowns on just 38.7 percent of their trips inside the Rams' 20 yard line. That's the second best total in the NFL.



DT Michael Brockers

2015 NFL Red Zone Defense

	Pct. TD Scored
1. New York Jets	38.5
2. St. Louis Rams	38.7
3. Minnesota Vikings	43.3
4. Cincinnati Bengals	44.4
5. Seattle Seahawks	44.8

2015 RAMS EXPECTED STARTERS

OFFENSE

WR Kenny Britt – Caught six passes for 63 yards last week. Leads Rams with 404 yards on the season. Set up a touchdown with a 41-yard catch in win over Cleveland. Set a new career high with 48 receptions in 2014 and led Rams with 748 receiving yards.

LT Greg Robinson – Second overall pick in 2014 NFL Draft made 23rd-consecutive start last week. Started the final 12 games of last season: three at left guard and nine at left tackle. First-Team All-SEC and Second-Team All-American in final season with SEC Champion Auburn.

LG Garrett Reynolds – Seventh-year pro has started four games at left guard and two at right tackle this season, including last week at right tackle. Has started 33 career games (23 at right guard) and appeared in 63. Joined Rams this offseason after stints in Atlanta and Detroit.

C Tim Barnes – Won starting center job in training camp. Made 15th career start last week. Fourth-year pro originally joined Rams practice squad in 2011 before securing roster spot.

RG Cody Wichmann – Sixth-round pick made first NFL start in Week 11 at Baltimore and started last week in Cincinnati. Started 50 games at Fresno State and was a two-time All-Mountain West Conference selection.

RT Rob Havenstein – Second-round pick missed last two weeks due to calf injury. Named first-team All-Big 10 and second-team All-American by The Sporting News and USA Today in 2014. Tied Wisconsin record with 54 games played.

TE Jared Cook – Caught four passes for 58 yards vs. Bengals to give him 30 for 379 on the year. Led team in receptions in 2014 for the second-consecutive season (52).

TE Lance Kendricks – Has 17 receptions for 181 yards on the season after grabbing three passes last week. Caught a 30-yard touchdown pass at Baltimore. Caught 37-yard touchdown pass in Week 1.

WR Tavon Austin – Scored on a five-yard run and had a 60-yard carry. Caught six passes and had a 33 yards. Has eight total scores on the season. Leads Rams with 37 receptions and is second with 304 rushing yards.

QB Case Keenum – Missed last week's game due to a concussion. Passed for 136 yards and a touchdown in his Rams debut at Baltimore. Has started 12 games as a pro and has passed for 2,331 yards and 12 touchdowns with eight interceptions. Is the NCAA all-time leader in yards, touchdown passes and completions.

RB Todd Gurley – Fifth in the NFL with 794 rushing yards. Had five-game touchdown streak snapped last week. Rushed for 159 yards on 30 carries in Week 5. Made first career start in Week 4 and rushed for 146 yards on 19 carries. Tenth-overall pick in April's draft.

KEY CONTRIBUTORS

RB Tre Mason – Caught seven passes last week. Has 45 carries for 127 yards on the year. Finished second among all NFL rookies with 765 rushing yards last season.

RB Benny Cunningham – Fourth among Rams with 19 catches and 194 receiving yards this season. Gained 122 yards from scrimmage in Week 1 - 45 rushing and 77 receiving. Led the NFC and finished fifth in the NFL in kick return average (27.5) in 2014.

TE Cory Harkey – Bruising tight end/fullback serves as lead blocker in the run game. Caught eight passes for 55 yards and a touchdown a year ago.

DEFENSE

LDE William Hayes – Posted five tackles and three QB pressures at Cincinnati. Has seven tackles for loss and 22 pressures on the year. Recorded 2.0 sacks and two forced fumbles in win over Browns. Talled seven tackles (one for loss) in Week 1 vs. Seahawks.

LDT Aaron Donald – Leads Rams with 7.0 sacks, 17 tackles for loss and 31 QB pressures. Led all NFL rookies in sacks in 2014 with 9.0 sacks to set a new Rams rookie record. Named to Pro Bowl last season.

RDT Michael Brockers – Posted three tackles last week. Has 2.0 sacks and nine tackles for loss on the year. Has started all 11 games and leads Rams defensive linemen with 62 tackles on the season.

RDE Robert Quinn – Inactive last two weeks due to back/hip injuries. Has 5.0 sacks. Posted 2.0 sacks against Seattle to give him 13 multi-sack games since 2012. Led Rams with 10.5 sacks in 2014, his third-consecutive season in double digits in the category.

MLB James Laurinaitis – Made 11 tackles vs. Bengals. Notched first sack of season to go along with five tackles and a forced fumble in Week 4 win at Arizona. In Week 3, passed Merlin Olsen to become franchise's all-time leading tackler. Seeking seventh-consecutive 100-tackle season.

SLB Akeem Ayers – Had seven tackles vs. Baltimore to give him 44 total tackles this season. Posted a season-high nine tackles and forced a fumble at Minnesota. Recovered a fumble in win over Cleveland. Signed with the Rams this offseason after spending 2014 with the Titans and Patriots.

LCB Trumaine Johnson – Inactive last week due to thigh injury. Recorded team-leading fourth interception at Baltimore. Has seven pass breakups. Posted nine tackles, two pass breakups and a fumble recovery in win over Cardinals. Led the Rams with three interceptions in 2014.

RCB Janoris Jenkins – Made team-high 11th pass breakup at Cincinnati and recorded third interception of the year. Forced a fumble and broke up two passes vs. Cleveland. Has two interceptions and 43 tackles while starting all 10 games. Has 5 INT/TDs on his career, tied for most in Rams history.

WS Mark Barron – Leads Rams with 95 tackles on the season after making 11 last week. Set a career high with 19 tackles in win over Browns and forced two fumbles. Former seventh-overall selection by Tampa Bay played in nine games with St. Louis in 2014.

SS T.J. McDonald – His 73 stops are third most among Rams this season. Forced a fumble and recorded eight tackles in win over Browns. Led Rams with 10 tackles at Green Bay.

FS Rodney McLeod – Posted five tackles and a pass breakup last week. Had an interception at Baltimore. Has 70 tackles on the year. Scored first career touchdown on fumble recovery in win over Cleveland. Forced a fumble that led to a Rams touchdown in win at Arizona. Has now started 42 straight games.

KEY CONTRIBUTORS

DE Chris Long – Made five tackles and one QB pressure last week. Missed four games due to knee injury. Eighth-year veteran has 53.5 career sacks.

DB Lamarcus Joyner – Has 55 tackles and 2.0 sacks. Second-round pick played in 10 games with one start in 2014. Had 48 tackles, one sack and three passes defended.

DT Nick Fairley – Talled four tackles and two QB pressures at Cincinnati. Recorded nine tackles and four QB hits vs. Chicago. Recovered a fumble and had a tackle for loss last week. Has 30 tackles, five QB pressures and a half sack on the season. Former first-round draft pick of Detroit signed with the Rams this offseason.

FINISHING MOVES

RB Todd Gurley has been at his best this season when the Rams have needed him most.

In the Rams' Week 4 win at Arizona, Gurley ran nine times for 106 yards in the fourth quarter with runs of 52, 30 and 20 yards. His 30-yard carry could have resulted in his first career touchdown, but with the Rams clinging to a two-point lead in the final minute, Gurley went to the ground and gave himself up rather than giving Arizona another possession.



RB Todd Gurley

His 106 rushing yards are the most in the fourth quarter by a Rams player since Eric Dickerson's 124 on November 25, 1984. His total was the most by a Ram in any quarter since Marshall Faulk posted 143 in the first quarter of a contest on November 11, 2001.

In Week 9 at Minnesota, Gurley rushed for 56 yards in the final frame as St. Louis was able to force overtime against the Vikings.

Despite playing in just nine games, he is second among NFL running backs in fourth quarter rushing with 295 yards. On the season, Gurley is second in the NFL with eight runs of 10+ yards in the fourth quarter.

Most 4th Quarter Rushing Yards, 2015 Season

	Games	Yards
1. Adrian Peterson, MIN	11	373
2. Todd Gurley, STL	9	295
3. Giovani Bernard, CIN	11	244
4. Justin Forsett, BAL	10	227
5. Chris Ivory, NYJ	10	184

NICE START, ROOKIE

Rams rookie RB Todd Gurley needed one game to get his feet under him. Since then, he's been among the most productive offensive players in the league.

Gurley gained just nine yards on six carries in his NFL debut in Week 3. He then exploded for 146 in Week 4 to help the Rams beat the Arizona Cardinals, and he bested that with 159 a week later at Green Bay. He paced the Rams with 128 yards on just 19 carries in their Week 7 win over Cleveland and scored his first two NFL touchdowns.



RB Todd Gurley

It was much of the same in Week 8 as he ran for 133 yards on 20 carries, including a 71-yard touchdown run, in a win over San Francisco. Last week, he found the end zone for the fifth-straight week.

With 794 rushing yards, Gurley leads all rookies and ranks fifth among all players this season in the category. His high ranking comes despite the fact that he didn't play in the first two weeks. Among the other four players currently in the top five, Gurley has the fewest carries.

2015 NFL Leaders, Rushing yards

	Rushes	Yards	Yards/Carry
1. Adrian Peterson, MIN	237	1,164	4.91
2. Doug Martin, TB	202	1,038	5.14
3. Jonathan Stewart, CAR	211	832	3.94
3. Chris Johnson, ARI	196	814	4.15
5. Todd Gurley, STL	164	794	4.84

GURLEY'S THE MAN

Nearly 10 months after suffering an injury that ended his collegiate career, Rams RB Todd Gurley made his NFL debut in Week 3 of the season, and he didn't waste time showing why he was coveted so early in the draft.

Gurley is one of just six running backs in the last 10 years to be drafted in the top 10. He was highly coveted by the Rams after a stellar career at Georgia.

In just 30 games with the Bulldogs, Gurley rushed for 100 or more yards 18 times. He scored 44 rushing touchdowns and gained 3,285 yards on the ground. Both of those numbers are second in school history, trailing only former Heisman Trophy winner Herschel Walker. Gurley averaged 6.4 yards per carry during his collegiate career and caught 65 passes.



RB Todd Gurley

Running Backs Drafted in the top 10 since 2006

Player, College	Year	NFL Team	Overall Selection
T. Gurley, Georgia	2015	Rams	10
T. Richardson, Alabama	2013	Browns	3
C.J. Spiller, Clemson	2010	Bills	9
D. McFadden, Arkansas	2008	Raiders	4
A. Peterson, Oklahoma	2007	Vikings	7
R. Bush, USC	2006	Saints	2

HONOR ROLL

RB Todd Gurley has proven to be the big-play threat the Rams thought they were getting when they drafted him early in the first round.

Nine games into his career, here are a few of Gurley's notable accomplishments:

- He's the first rookie in NFL history to rush for 125 yards or more in four-consecutive games.

- His 566 yards are the most by a back in his first four career starts during the Super Bowl era.

- He is one of three rookies since 1970 w/ 700+ rush yards in 1st six career starts (Adrian Peterson, Eric Dickerson).

- His seven runs of 20 yards or more are fourth most in the NFL.

- His five runs of 30 yards or more are tied the NFL lead and his 18 runs of 10 or more yards are tied for ninth.

- Gurley was named the NFL's Offensive Rookie of the Month for October after he rushed for 433 yards and two touchdowns in three games.

- He was voted the NFL's Pepsi Rookie of the Week after rushing for 146 yards in the team's win over Arizona and was the FedEx Ground Player of the Week after gaining 133 yards in a win over San Francisco.




RB Todd Gurley

RUSHING ROBERT

Injuries have slowed Rams DE Robert Quinn the last month, but he hopes to return soon to continue his pursuit of a third-consecutive Pro Bowl appearance.

When Quinn was inactive at Minnesota in Week 9, it ended a run of 70-consecutive games played for the fifth-year pro. He last missed a game in Week 1 of 2011, his rookie season.

Quinn has 5.0 sacks this season, second only to Aaron Donald's 7.0 among Rams.



DE Robert Quinn

In Week 1, Quinn recorded 2.0 sacks, two QB pressures and two QB hits to help the Rams defeat Seattle. It was his 13th multi-sack game of his career.

In addition to seeking a third-straight Pro Bowl, Quinn is also aiming for a fourth-straight year of reaching double digits in sacks. Last year, Quinn became the first Rams defender to go to consecutive Pro Bowls since CB Jerry Gray did so in 1988-89.

Quinn has developed a knack for getting the ball out of the opponents' hands. Since becoming a full-time starter in 2012, he has forced 16 fumbles, which gives him the most forced fumbles in the NFL in that time frame.

Most Forced Fumbles, 2012-present

Forced Fumbles


1. Robert Quinn, STL	16
2. Charles Tillman, CHI/CAR	15
3. J.J. Watt, HOU	13
4t. Ryan Kerrigan, WAS	12
4t. Cameron Wake, MIA	12

ON THE MARK

Mark Barron entered the Rams' starting lineup in Week 5, and he has made his impact felt. He leads the Rams with 95 tackles on the year.

Barron started his sixth-consecutive game last week and posted 11 tackles. He led the Rams with 11 tackles in their win over San Francisco in Week 8. Two of those resulted in lost yardage for the 49ers.

A week earlier, Barron recorded a career-high 19 tackles, which is the most by any Ram in a game since 2001. Coaches also credited Barron with two tackles for loss, two forced fumbles and a quarterback hit.



S/LB Mark Barron

While Barron played safety in college and during his first three NFL seasons, he's being deployed much like a linebacker in the Rams' current scheme. When LB Alec Ogletree suffered an injury in Week 4, Barron stepped in to the starting position on the weak side, and he's played every snap since.

Prior to Ogletree's injury, Barron was a regular contributor in the Rams' sub packages on defense. He now leads the team with 95 tackles and has five pass breakups and a sack this season.

Barron entered the NFL with the Tampa Bay Buccaneers, who drafted him with the seventh overall pick in 2012. He was traded to the Rams midway through the 2014 campaign in exchange for a fourth and sixth round picks in the 2015 draft. Barron played in nine games with the Rams in 2014 and had 3.0 sacks.


LUCKY NUMBER 13

Rams DT Aaron Donald has quickly established himself as one of the NFL's most dominant interior defenders.

Donald boasts a team-high 7.0 sacks on the season. He also leads the Rams with 17 tackles for loss and 31 QB pressures. Donald has at least a half sack in 12 of his last 18 games and six of 11 games this year.

Donald is tied for 10th in the NFL in sacks this season and tied for second among all NFL 4-3 defensive tackles.

The Rams felt lucky to snag Donald with the 13th pick in the draft. Donald went to the Pro Bowl and was the NFL's Defensive Rookie of the year.



DT Aaron Donald

Donald's 9.0 sacks led all NFL rookies in the category and were second most amongst all NFL defensive tackles. He also posted a team-high 17 tackles for loss and coaches credited him with 32 QB pressures and 12 QB hits. His 9.0 sacks are the most ever by a Rams rookie regardless of position.

Since the start of Donald's rookie season, he's among the league's best defensive tackles when it comes to getting to the quarterback. No defensive tackle who plays in a 4-3 has more sacks than Donald over the last two years, and he's 14th among all defenders.

Most Sacks by a Defensive Tackle, 2014-15

Sacks


1. Aaron Donald, STL	16.0
2. Gerald McCoy, TB	15.5
3. Ndamukong Suh, DET/MIA	12.5
4. Marcel Dareus, BUF	12.0
5. Geno Atkins, CIN	11.0

MAN IN THE MIDDLE

James Laurinaitis became the answer to a trivia question earlier this season. What player ended Aaron Rodgers' streak of 587 passes at Lambeau Field without an interception? That would be the Rams' middle linebacker.

Since 2009, only three linebackers - DeAndre Levy, Paul Posluszny and Sean Lee - have more interceptions than Laurinaitis' 10. Also since 2009, the year the Rams made Laurinaitis a second-round pick, he's the only player in the NFL with 15 or more sacks and 10 or more interceptions.

Laurinaitis has reached the 100 tackle mark in each of his first six NFL seasons, and with 85 this year, he's on pace to do so once again.



LB James Laurinaitis

Laurinaitis has been durable throughout his career. He's started 1067 straight games, the second-longest active streak among NFL linebackers. Because of his ability to play the run and pass, he rarely leaves the field. He's played every Rams defensive snap this season.

Earlier this season, Laurinaitis passed Hall of Famer and 14-time Pro Bowler Merlin Olsen to become the Rams' all-time leading tackler.

Most Tackles, Rams History

Tackles

1. James Laurinaitis, 2009-present	986
2. Merlin Olsen, 1962-76	915
3. Jack Reynolds, 1970-80	897
4. Deacon Jones, 1961-71	896

BEST IN CLASS



DE Robert Quinn

For teams in need of impact pass rushers, the 2011 NFL Draft was certainly the place to find one.

In the top 16 picks, there were seven "front seven" players selected. Six of those players have at least 30 sacks, including Robert Quinn.

With the 14th pick, the Rams were fortunate to snag Quinn, who boasts 50.0 career sacks. Quinn came off the board after Von Miller (56.0 sacks), J.J. Watt (70.5) and Aldon Smith (47.5), and each player has made a name for himself.


Quinn has certainly stood out among his peers. He finished sixth in the NFC in the category last year and he led the conference with 19.0 sacks in 2013. Since coming into the NFL in 2011, Quinn is eighth in sacks. Since the start of the 2012 season, only two players have more sacks than Quinn.

Most Sacks Since Start of 2012

	Sacks
1. J.J. Watt, HOU*	65.0
2. Justin Houston, KC	50.5
3. Robert Quinn, STL*	45.0
4. Von Miller, DEN	44.5
5t. Cameron Wake, MIA	42.0
5t. Elvis Dumerville, BAL	42.0

*2011 First Round Pick

TAKE IT AWAY & MAKE 'EM PAY



CB Janoris Jenkins

Throughout the season, the Rams' defense has set their offense up by taking away the football.

While the Rams were unable to capitalize on their lone turnover last week, they did so the previous game as they found the end zone following a Trumaine Johnson interception. In their Week 7 win over Cleveland, the Rams scored 17 of their 24 points following takeaways by their defense.

On the season, the Rams have forced 19 turnovers and have scored following 12 of them. Of the Rams' 186 points scored this year, 59 have come following a defensive takeaway, meaning 31.7 percent of their total points have come off turnovers. That's the second highest percentage of any team in the NFL. The 59 points off turnovers are the ninth most in the NFL this season.

Here's a look at how the Rams have cashed in:

Takeaway

T. Johnson Interception vs. SEA
A. Ogltree Forced Fumble at WAS
J. Jenkins Interception vs. PIT
M. Barron Forced Fumble at ARI
J. Jenkins Interception at ARI
R. McLeod Forced Fumble at ARI
T. Johnson Interception at GB
J. Jenkins Forced Fumble vs. CLE
W. Hayes Forced Fumble vs. CLE
T. McDonald Forced Fumble vs. CLE
B. Marquez Forced Fumble vs. CHI
T. Johnson Interception vs. BAL

Scoring Play

33-yd. G. Zuerlein FG
K. Britt 40-yard TD Catch
49-yd. Greg Zuerlein FG
T. Austin 12-yard TD Catch
30-yd. G. Zuerlein FG
S. Bailey 18-yard TD Catch
42-yd. G. Zuerlein FG
20-yard R. McLeod Fumble Return
39-yd. G. Zuerlein FG
T. Gurley 1-yd. TD Run
26-yd. G. Zuerlein FG
L. Kendricks 30-yard TD Catch

THIRD DOWN FOR WHAT?

The Rams have been among the NFL's top defenses on third down this season, and they hope to continue the trend as they host Arizona this week.

Last Sunday, Cincinnati converted just 3-of-10 third down opportunities to drop the season average of the Rams' defense to 31.1 on the season, the second best total in the NFL this year.

Last week marked the sixth-straight week the Rams' defense has held their opponent under 30 percent on third down.



S T.J. McDonald and CB Trumaine Johnson

When St. Louis faced Arizona in Week 4, the Rams held the Cardinals to just 2-of-11 on third down (18 percent).

2015 NFL Leaders, Third-Down Defense

	Rate
1. Houston Texans	26.2
2. St. Louis Rams	31.1
3. Kansas City Chiefs	32.9
4. Denver Broncos	33.1
5t. Seattle Seahawks	33.3

RETURN TO SENDER

It's safe to say that CB Janoris Jenkins' fourth NFL season has been his best to date.

Last week, Jenkins recorded his third interception and his team-leading 11th pass breakup. In the team's Week 7 win over Cleveland, Jenkins forced a fumble that led to a Rams field goal and broke up two passes.



CB Janoris Jenkins

Jenkins has three interceptions but he's still looking for his first touchdown of the year. With five interceptions returned for touchdowns in his career, he's tied for the franchise record in the category.

In just three seasons, Jenkins equaled the Rams' career record for interceptions returned for touchdowns. Ed Meador (1959-70) and LeRoy Irvin (1980-89) each had five career interception returns for touchdowns. Jenkins has 10 total interceptions for his career.

As a rookie, Jenkins recovered a fumble in the end zone in an overtime win over San Francisco. That gives Jenkins six total defensive touchdowns during his two plus seasons in the NFL, which is the most defensive scores by any player during that time frame.

In 2012, Jenkins turned in one of the best seasons by a rookie corner in NFL history. With three interceptions returned for touchdowns in 2012, Jenkins tied the NFL rookie record in the category. He shares the mark with Hall of Famers Ronnie Lott and Lem Barney.

Most Defensive Touchdowns since 2012

	TDs
1. Janoris Jenkins, STL	6
2. Aqib Talib, NE/DEN	5
3t. Captain Munnerlyn, CAR/MIN	4
3t. William Gay, PIT/ARI	4
3t. Karlos Dansby, ARI/CLE	4

WELKER APPROACHES 900

Last month, the Rams added some pop to their receiving corps when they signed veteran Wes Welker.

In three games with St. Louis, Welker has caught seven passes for 57 yards. With 897 receptions, Welker is on the cusp of becoming the 20th player in NFL history to catch 900 career passes.

Welker ranks 20th in NFL history in catches, 23 behind Rams legend Torry Holt (920). His 897 receptions are the most ever by an undrafted player.



WR Wes Welker

Over the last 10 years, Welker has been among the most productive receivers in the NFL. He's turned in five 1,000-yard seasons and earned five trips to the Pro Bowl.

Among active players, Welker currently ranks sixth in career catches.

Most Career Receptions, Active Players

Receptions

1. Andre Johnson, HOU/IND	1,038
2. Jason Witten, DAL	998
3. Larry Fitzgerald, ARI	992
4. Anquan Boldin, ARI/BAL/SF	984
5. Steve Smith, CAR/BAL	961
6. Wes Welker, SD/MIA/NE/DEN/STL	897
7. Brandon Marshall, DEN/MIA/CHI/NYJ	844
8. Antonio Gates, SD	821
9. Roddy White, ATL	792
10. Calvin Johnson, DET	710

SIR LANCE (SCORES) A LOT

With every touchdown catch, TE Lance Kendricks moves closer to Rams history.

Two weeks ago, Kendricks caught a 30-yard touchdown pass from Case Keenum for his second scoring strike of the year.

The score was his 15th career touchdown catch, and he's now tied for third in franchise history among tight ends in the category. Kendricks tied Troy Drayton (14, 1993-96) in Week 1 and is now just three behind the franchise leader, Damone Johnson (18, 1986-92).



TE Lance Kendricks

Throughout his five seasons in St. Louis, Kendricks has been a reliable target. He finished the 2012 season with 42 receptions for 519 yards and four touchdowns. His 519 receiving yards were at the time the most by a Rams tight end since the team moved to St. Louis in 1995. Teammate Jared Cook surpassed those totals in 2013.

Rams All-Time Leaders, TDs by a Tight End

Touchdowns

1. Damone Johnson, 1986-92	18
2. Billy Traux, 1964-70	16
3t. Lance Kendricks, 2011-present	15
3t. Bob Klein, 1969-76	15
5. Troy Drayton, 1993-96	14

TAVON AWESOME

Whether it's throwing it to him, handing it to him, or forcing the opponent to punt it to him, the Rams find ways to get the ball in the hands of Tavon Austin.

He leads the Rams with 37 catches on the year and is second with 304 rushing yards. Last week, he broke off a 60-yard run and then scored moments later on a five-yard carry.

Austin has scored eight touchdowns this season, which is tied for third most in the NFC. He's found the end zone three different ways: four receiving touchdowns, three rushing and one on a punt return.



WR/PR Tavon Austin

Austin's 75-yard punt return in Week 1 was just the third longest of his career. He's the only player in NFL history with a punt return of 75 or more yards in each of his first three seasons. Austin needs just one more punt return for touchdown to tie the Rams' all-time record.

Now in his third NFL season, Austin has 17 career touchdowns: eight receiving, six rushing and three punt returns.

Most Career Touchdowns by WRs, 2013 Draft

Touchdowns

1t. Tavon Austin, STL	17
1t. DeAndre Hopkins, HOU	17
2t. Keenan Allen, SD	16
2t. Terrance Williams, DAL	16
5. Cordarrelle Patterson, MIN	12

2015 NFC Leaders, Total Touchdowns

Touchdowns

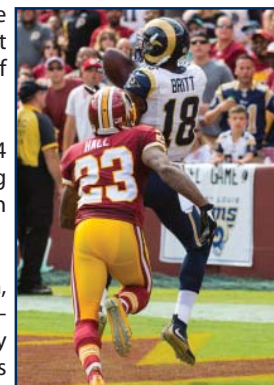
1. Devonta Freeman, ATL	11
2. Odell Beckham, NYG	9
3t. Tavon Austin, STL	8
3t. David Johnson, ARI	8
3t. Adrian Peterson, MIN	8

BIG CATCH BRITT

The Rams only added four veterans in free agency this spring, but one of the biggest moves they made involved re-signing one of their own.

WR Kenny Britt leads the Rams with 404 receiving yards this season and is averaging 16.8 yards per catch, which ranks seventh in the NFL.

In the team's Week 9 game at Minnesota, he caught three passes for 87 yards, including a 55-yarder that set up the team's only touchdown of the day. He also drew a pass interference call on the final drive of regulation, which set up Greg Zuerlein's game-tying field goal.



WR Kenny Britt

Britt's 48 receptions last year set a new career high and were second most among St. Louis pass catchers. He turned in two 100-yard games.

For his career, Britt has averaged 15.7 yards per reception. He finished the 2014 campaign at 15.6, which was the 10th highest per catch average in the NFL last season. Nine of his 48 catches went for 25 or more yards, a number that led all Rams receivers.

Britt's seventh NFL season is his second in St. Louis. He spent his first five professional campaigns with the Tennessee Titans, where he played three seasons under Rams Head Coach Jeff Fisher.

A TRU PLAYMAKER

CB Trumaine Johnson has been among the best in his draft class when it comes to getting his hands on the football.

Johnson, who played collegiately at Montana, was the sixth cornerback taken in the 2012 NFL Draft, but has more interceptions than any other defender in his draft class.

A thigh injury kept Johnson out of the lineup last week, but in his last outing, he picked off Joe Flacco in Baltimore, and the Rams turned the takeaway into a Lance Kendricks touchdown. It was Johnson's team-leading fourth interception of the season.



CB Trumaine Johnson

He's tied for second in the NFC in interceptions and is tied for sixth overall in the NFL this season in the category.

Johnson has 39 tackles and seven passes defended to go along with his four interceptions this season.

Most Interception, 2012 Draft Class

	INTs
1. Trumaine Johnson, STL	12
2. Harrison Smith, MIN	11
3t. Janoris Jenkins, STL	10
3t. Luke Kuechly, CAR	10
5t. Casey Hayward, GB	9
5t. Stephon Gilmore, BUF	9

COUNT IT ALL FOR LOSS

Not only are the Rams tied for fifth in the league with 30 sacks, they're also lead the league in negative plays on defense.

According to StatsPass.com, the Rams have recorded 88 total negative plays - 55 against the run and 33 against the pass. Their 88 total negative plays is the second most in the NFL, while their 55 negative plays against the run also ranks second.

DT Aaron Donald leads the Rams with 17 tackles for loss in the run game. DT Michael Brockers is second with nine tackles for loss. StatsPass.com has given S Mark Barron has 9.5 "stuffs," which is tied for third in the NFL in the category. Donald has nine stuffs, which ranks fifth.



DT Aaron Donald

2015 NFL Leaders, Opponent Negative Plays

	Plays
1. Detroit Lions	93
2. St. Louis Rams	88
3. Miami Dolphins	86
4t. Denver Broncos	82
4t. Houston Texans	82

McSAFETIES

The Rams' starting safety duo of Rodney McLeod and T.J. McDonald - the "McSafeties" - have become quite a pair.

Two weeks ago in Baltimore, McLeod recorded his first interception of the season. In the team's Week 7 win over Cleveland, McLeod recovered a fumble on the Browns' opening drive and returned it 20 yards for a touchdown. It was his first touchdown since high school.



S Rodney McLeod celebrates his touchdown in Week 7 as he's congratulated by S T.J. McDonald

He was also part of a key fumble in Week 4 when he delivered a perfectly-placed shoulder to the ball following a Larry Fitzgerald catch. The Rams recovered and drove for a touchdown.

Through 11 games, McLeod has 70 tackles (two for loss) to go along with three forced fumbles and his recovery for touchdown.

McDonald has 73 (two for loss) and is third among Rams leading tacklers.

When McDonald was inactive in Week 9 due to a foot injury, it broke a streak of 30-consecutive games the two had started together.

While McDonald and McLeod are enjoying success together, they took very different career paths. McDonald is a former All-American who was drafted in the third round in 2013.

McLeod took the longer road. He was an undrafted free agent in 2012 and led the Rams in special teams tackles as a rookie. He made his way to the starting lineup in 2013 and has started 42 consecutive games. McLeod posted 96 tackles and six passes defended as well as two forced fumbles in his third NFL season.

BROCKERS BRINGING IT

DT Michael Brockers is off to perhaps his best start of his four NFL seasons.

Brockers' 62 tackles this season are most among all Rams defensive linemen. His nine tackles for loss are second on the team to only Aaron Donald.

In Week 8 against San Francisco, he recorded his second sack of the season and tallied two tackles for loss. His first tackle for loss resulted in two points for St. Louis as he helped corral RB Mike Davis in the end zone for a safety.



DT Michael Brockers

In Week 1, he led the Rams with 13 tackles, an enormous number for an interior lineman.

His final stop against Seattle was perhaps his best as Brockers and Aaron Donald teamed up to drop RB Marshawn Lynch for a loss on 4th-and-1 to clinch the victory.

Brockers is one of five Rams defensive linemen who joined the team as a first-round draft pick. He was an All-Rookie selection by the Pro Football Writers of America in 2012.

GREG THE LEG

Rams K Greg "The Leg" Zuerlein is one of the most prolific long-distance kickers in NFL history.

In Week 9 at Minnesota, he broke his own team record with a 61-yard second-quarter field goal, the longest kick in Rams history. In the process, he became just the second kicker in NFL history to make two 60 yard field goals in a career, joining Sebastian Janikowski. Coincidentally, Rams Special Teams Coordinator John Fassel held the same position with the Raiders when Janikowski accomplished his feat.



K Greg Zuerlein

Zuerlein owns five of the six longest field goals made in Rams history, and his 61-yard kick two weeks ago is the longest in the NFL this season. Zuerlein was 4-of-5 on the day as he made kicks from 35, 45, 53 and 61 yards.

Following offseason rule changes that moved extra point attempts to 33 yards, the NFL has seen more misses already this season than in all of 2014 combined. However, Zuerlein is a steady 16-for-17 on such tries.

Zuerlein has been one of the best deep ball kickers in the league since he arrived in 2012. In Week 2 at Washington, Zuerlein made a 52-yard kick. With 16 career kicks from 50 yards or more, Zuerlein ranks second in team history in field goals of 50 yards or more. He passed Josh Brown last week to move into second. He's tied for the third-most 50-yard field goals in the NFL since 2012.

Kickers have made only 15 field goals of 60 yards or more in NFL history, and Zuerlein has two of them.

Longest Field Goals, NFL History

<u>Player, Team</u>	<u>Year</u>	<u>Length</u>
Matt Prater, DEN	2013	64
David Akers, SF	2012	63
Tom Dempsey, NO	1970	63
Jason Elam, DEN	1998	63
Sebastian Janikowski, OAK	2011	63
Matt Bryant, TB	2006	62
Greg Zuerlein, STL	2015	61
Jay Feely, ARI	2012	61
Sebastian Janikowski, OAK	2009	61
Justin Tucker, BAL	2013	61
Greg Zuerlein, STL	2012	60
Morten Andersen, NO	1991	60
Rob Bironas, TEN	2006	60
Dan Carpenter, MIA	2010	60
Steve Cox, CLE	1984	60

Most FG made from 50 yards or more, Rams History

<u>Player</u>	<u>Years</u>	<u>Number</u>
Jeff Wilkins	1997-07	26
Greg Zuerlein	2012-15	16
Josh Brown	2008-11	15
Tony Zendejas	1991-94	8
Mike Lansford	1982-90	4

JOHNNY ON THE SPOT

Late in the 2014 season, the Rams rewarded P Johnny Hekker with a new six-year contract that will keep him with the team through the 2020 season.



P Johnny Hekker

Hekker earned the contract by becoming one of the NFL's most dangerous special teams weapons, be it with his foot or his arm.

In 59 career games, Hekker has recorded a net average of 45.0 yards or more on 18 different occasions, including Week 10 when he posted 47.8 against Chicago. He's netted 45.0 or more five times this season, including a career high of 49.8 in the team's Week 8 win over San Francisco. His net average was 48.0 a week earlier against Cleveland. He had a 45.1 net average in Week 4 at Arizona and a 46.1 average in Week 2 at Washington.

On the season, Hekker is third in the NFL with a net average of 43.2 and he's also third in gross average at 47.9 yards per punt. He was named the NFC's Special Teams Player of the Month for October after leading the conference with a net average of 44.3 yards per punt during that time frame.


Hekker has placed 26 punts inside opponents' 20 yard line this season, which leads the league, and only four of his 66 punts have resulted in touchbacks.

Hekker is a former high school quarterback, and the Rams put his passing skills to use on a regular occasion. In Week 5 at Green Bay, he completed a 20-yard pass to Cody Davis on a fake punt. In four NFL seasons, Hekker is 6-of-9 passing on fakes, including a touchdown pass on a fake field goal as a rookie in 2012.

Hekker was a second-team All-Pro in 2014. He earned both Pro Bowl and All-Pro honors in 2013 after he recorded the highest single-season net average (44.2) in NFL history.

WILL THE THRILL

DE William Hayes has provided St. Louis with a "super sub" throughout his four seasons with the team. In his six starts in 2015, in place of his good friend Chris Long, Hayes has once again been a super starter.



DE William Hayes

Hayes had three QB pressures last week to give him 22 on the season, second most among Rams. In Week 7 against Cleveland, he posted 2.0 sacks and forced two fumbles. It was Hayes' fifth multi-sack game of his career.

Hayes has 18.5 sacks in 57 games with the Rams and 26.5 in his career.

Hayes started nine games last season in the absence of Long. When Long returned, he got the starting nod, but Hayes still made significant contributions as part of the defensive line rotation. Hayes finished the 2014 campaign with 4.0 sacks. Lauded as an accomplished run defender, Hayes led all Rams defensive linemen with 75 tackles as well.

After posting a career high 7.0 sacks in 2012, Hayes was a free agent but chose to stay put in St. Louis. He began his career with the Tennessee Titans and joined Head Coach Jeff Fisher in St. Louis in 2012 shortly after Fisher took the Rams job.

2015 ST. LOUIS RAMS DEFENSIVE STATS

(based on coaches' video tape evaluations)

TACKLES	Total	Solo	Asst.	Sacks	Yards	Int.	*PD	QB	QB	*FF	*FR
								Press.	Hits		
Mark Barron	95	73	22	1.0	5.0	0	5	0	6	2	0
James Laurinaitis	85	61	24	1.0	4.0	1	0	2	6	2	0
T.J. McDonald	73	50	23	1.0	6.0	0	3	0	1	1	1
Rodney McLeod	70	48	22	0.0	0.0	1	1	0	0	2	1
Michael Brockers	62	40	22	2.0	6.0	0	0	9	3	0	0
Aaron Donald	60	42	18	7.0	38.5	0	0	31	11	2	1
Alec Ogletree	55	46	9	2.0	9.0	0	0	1	0	0	0
Lamarcus Joyner	55	48	7	2.0	11.0	0	2	0	2	0	1
Nick Fairley	52	25	27	0.5	2.0	0	2	8	7	0	1
William Hayes	48	30	18	2.5	11.5	0	0	22	3	2	0
Janoris Jenkins	46	41	5	0.0	0.0	3	11	0	0	1	0
Akeem Ayers	44	30	14	0.0	0.0	0	5	0	1	1	1
Trumaine Johnson	40	36	4	0.0	0.0	4	7	0	1	0	1
Eugene Sims	27	9	18	1.0	7.0	0	2	9	4	0	1
Ethan Westbrooks	22	11	11	2.0	11.0	0	0	8	5	0	0
Robert Quinn	19	12	7	5.0	23.0	0	4	10	8	3	0
Matt Longacre	19	11	8	0.0	0.0	0	0	2	3	0	0
Chris Long	17	8	9	2.0	13.0	0	0	12	0	0	0
Marcus Roberson	13	10	3	0.0	0.0	0	1	0	0	1	0
Maurice Alexander	7	4	3	1.0	11.0	0	0	0	1	0	0
Daren Bates	3	3	0	0.0	0.0	0	1	0	0	0	0
Total	912	638	274	30.0	158.0	9	43	117	62	17	8

* PD is passes defensed

SPECIAL TEAMS TACKLES

Bradley Marquez.....	14
Cody Davis.....	10
Bryce Hager.....	6
Cory Harkey.....	6
Daren Bates.....	6
Cameron Lynch.....	5
Maurice Alexander.....	4
Benny Cunningham.....	3
Mark Barron.....	2
Stedman Bailey.....	2
Christian Bryant.....	2
Chase Reynolds.....	2
Jake McQuaide.....	1
Marcus Roberson.....	1
Johnny Hekker.....	1
T.J. McDonald.....	1
Trey Watts.....	1
Isaiah Pead.....	1
Total.....	68

SACK LEADERS

	No.	Yards
Aaron Donald.....	7.0	38.5
Robert Quinn.....	5.0	23.0
William Hayes.....	2.5	11.5
Chris Long.....	2.0	13.0
Ethan Westbrooks.....	2.0	11.0
Lamarcus Joyner.....	2.0	11.0
Alec Ogletree.....	2.0	9.0
Michael Brockers.....	2.0	6.0
Maurice Alexander.....	1.0	11.0
Eugene Sims.....	1.0	7.0
T.J. McDonald.....	1.0	6.0
Mark Barron.....	1.0	5.0
James Laurinaitis.....	1.0	4.0
Nick Fairley.....	0.5	2.0
Total.....	30.0	158.0

				* RUSHING	No.	Yds	Avg	Long	TD	
WON 4, LOST 7										
09/13 W 34-31 OT	Seattle			51,792	Gurley	164	794	4.8	71t 6	
09/20 L 10-24	at Washington			72,460	Austin	33	304	9.2	60 3	
09/27 L 6-12	Pittsburgh			52,433	Mason	45	127	2.8	13 0	
10/04 W 24-22	at Arizona			63,146	B. Cunningham	27	80	3.0	12 0	
10/11 L 10-24	at Green Bay			78,432	Givens TM	1	24	24.0	24 0	
10/25 W 24- 6	Cleveland			51,523	Foles	15	22	1.5	10 1	
11/01 W 27- 6	San Francisco			51,207	Pead TM	2	3	1.5	4 0	
11/08 L 18-21 OT	at Minnesota			52,406	Keenum	2	0	0.0	0 0	
11/15 L 13-37	Chicago			58,653	TEAM	289	1354	4.7	71t 10	
11/22 L 13-16	at Baltimore			71,105	OPPONENTS	315	1221	3.9	39t 6	
11/29 L 7-31	at Cincinnati			61,022	* RECEIVING	No.	Yds	Avg	Long	TD
12/06	Arizona				Austin	37	343	9.3	66t 4	
12/13	Detroit				Cook	30	379	12.6	49 0	
12/17	Tampa Bay				Britt	24	404	16.8	55 1	
12/27	at Seattle				B. Cunningham	19	194	10.2	42 0	
01/03	at San Francisco				Kendricks	17	181	10.6	37t 2	

		St.L.	Opp.	Gurley	No.	Yds	Avg	Long	TD
TOTAL FIRST DOWNS		166	200	Mason	13	74	5.7	16	0
Rushing		62	65	Bailey	12	182	15.2	68	1
Passing		85	114	Welker	7	57	8.1	14	0
Penalty		19	21	Marquez	7	40	5.7	11	0
3rd Down: Made/Att		37/143	47/151	Quick	6	59	9.8	37	0
3rd Down Pct.		25.9	31.1	Harkey	3	10	3.3	4	0
4th Down: Made/Att		3/10	3/10	Davis	1	20	20.0	20	0
4th Down Pct.		30.0	30.0	Givens TM	1	7	7.0	7	0
POSSESSION AVG.		27:44	32:16	TEAM	194	2093	10.8	68	8
TOTAL NET YARDS		3344	3751	OPPONENTS	260	2688	10.3	87t	12
Avg. Per Game		304.0	341.0	* INTERCEPTIONS	No.	Yds	Avg	Long	TD
Total Plays		642	720	Johnson	4	69	17.3	29	0
Avg. Per Play		5.2	5.2	Jenkins	3	0	0.0	0	0

		St.L.	Opp.	McLeod	No.	Yds	Avg	Long	TD			
NET YARDS RUSHING		1354	1221	McLeod	1	4	4.0	4	0			
Avg. Per Game		123.1	111.0	Laurinaitis	1	0	0.0	0	0			
Total Rushes		289	315	TEAM	9	73	8.1	29	0			
NET YARDS PASSING		1990	2530	OPPONENTS	9	138	15.3	45t	2			
Avg. Per Game		180.9	230.0	* PUNTING	No.	Yds	Avg	Net	TB	In	Lg	B
Sacked/Yards Lost		15/103	30/158	Hekker	66	3162	47.9	43.2	4	26	63	0
Gross Yards		2093	2688	Hocker LG	1	43	43.0	43.0	0	1	43	0
Att./Completions		338/194	375/260	TEAM	66	3162	47.9	43.2	4	26	63	0
Completion Pct.		57.4	69.3	OPPONENTS	57	2619	45.9	39.8	7	16	73	0
Had Intercepted		9	9	* PUNT RETURNS	Ret	FC	Yds	Avg	Long	TD		
PUNTS/AVERAGE		66/47.9	57/45.9	Austin	25	9	189	7.6	75t	1		
NET PUNTING AVG.		66/43.2	57/39.8	Welker	2	0	23	11.5	13	0		
PENALTIES/YARDS		89/655	75/723	TEAM	27	9	212	7.9	75t	1		
FUMBLES/BALL LOST		17/10	17/10	OPPONENTS	33	14	228	6.9	57t	1		

		St.L.	Opp.	Pead	No.	Yds	Avg	Long	TD					
TOUCHDOWNS		20	22	Pead TM	14	335	23.9	39	0					
Rushing		10	6	Austin	3	63	21.0	22	0					
Passing		8	12		1	6	6.0	6	0					
Returns		2	4											
* SCORE BY PERIODS	Q1	Q2	Q3	Q4	OT	PTS								
TEAM	42	60	47	34	3	186	Bailey	1	28	28.0	28	0		
OPPONENTS	67	55	38	67	3	230	TEAM	19	432	22.7	39	0		
* SCORING	TD-Ru	Pa-Rt	K-PAT	FG	S	PTS	* FIELD GOALS	1-19	20-29	30-39	40-49	50+		
Zuerlein	0	0	0	16/17	15/23	0	61	Zuerlein	0/0	2/2	7/8	3/5	3/8	
Austin	8	3	4	1	0	48	Hocker LG	0/0	3/3	4/5	1/3	1/2		
Hocker LG	0	0	0	12/13	9/13	0	39	TEAM	0/0	2/2	7/8	3/5	3/8	
Hocker TM	0	0	0	1/1	0/0	0	1	OPPONENTS	0/0	11/11	7/7	6/6	1/3	
Gurley	6	6	0	0	0	36	Zuerlein: (33G,37G)	(52G)	(49G,27G)	(30G)	(42G,50B,			
Kendricks	2	0	2	0	0	12	53N,63N)	(39G,63N,35N)	(38G,40B)	(61G,35G,45G,48N,				
Bailey	1	0	1	0	0	6	53G)	(26G,38G)	(52N)	()				
Britt	1	0	1	0	0	6	Hocker: ()	()	()	()	()	()		
Foles	1	1	0	0	0	6	TM: (33G,37G)	(52G)	(49G,27G)	(30G)	(42G,50B,53N,			
McLeod	1	0	0	1	0	6	63N)	(39G,63N,35N)	(38G,40B)	(61G,35G,45G,48N,53G)				
Cook	0	0	0	0	0	2	(26G,38G)	(52N)	()					
Laurinaitis	0	0	0	0	1	2	OPP: (25G,27G,35G)	(46G)	(21G,41G)	(21G,27G,42G,				
TEAM	20	10	8	2	17/18	15/23	1	186	38G,29G)	(35G)	(25G,44G)	(54G,26G)	(34G,40G)	(35G,
OPPONENTS	22	6	12	4	19/19	25/27	0	230	37G,36G)	(51N,25G,20G,51N,47G)	(21G)			

2-Pt Conv: Cook, TM 1-2, OPP 2-3

SACKS: Donald 7, Quinn 5, Hayes 2.5, Brockers 2, Joyner 2, Long 2, Ogletree 2, Westbrooks 2, Alexander 1, Barron 1, Laurinaitis 1, McDonald 1, Sims 1, Fairley 0.5, TM 30, OPP 15

		Att	Cmp	Yds	Cmp%	Yds/Att	TD	TD%	Int	Int%	Long	Sack/Lost	Rating
* PASSING													
Foles		302	175	1906	57.9	6.31	7	2.3	9	3.0	68	14/ 98	72.0
Keenum		26	12	136	46.2	5.23	1	3.8	0	0.0	30t	1/ 5	75.2
Mannion		7	6	31	85.7	4.43	0	0.0	0	0.0	11	0/ 0	85.1
Hekker		3	1	20	33.3	6.67	0	0.0	0	0.0	20	0/ 0	57.6
TEAM		338	194	2093	57.4	6.19	8	2.4	9	2.7	68	15/ 103	72.5
OPPONENTS		375	260	2688	69.3	7.17	12	3.2	9	2.4	87t	30/ 158	90.4



RAMS COACHES & PRONUNCIATION GUIDE

Head Coach
Assistant Head Coach
Assistant Head Coach/Offense
Offensive Coordinator
Special Teams Coordinator
Defensive Coordinator
Assistant Strength
Assistant Strength
Offensive Line
Assistant Special Teams
Assistant Linebackers
Linebackers
Senior Defensive Assistant
Assistant Offensive Line
Defensive Backs
Offensive Assistant
Strength & Conditioning
Quality Control/Defense
Wide Receivers
Assistant Defensive Line
Running Backs
Offensive Assistant
Quality Control/Offense
Offensive Assistant
Defensive Line
Quarterbacks
Defensive Backs

Jeff Fisher
 Dave McGinnis
 Rob Boras
 Frank Cignetti
 John Fassel
 Gregg Williams
 J. Aggabao
 Adam Bailey
 Paul T. Boudreau
 Paul F. Boudreau
 Joe Bowden
 Frank Bush
 Chuck Cecil
 Andy Dickerson
 Brandon Fisher
 Jeff Garcia
 Rock Gullickson
 Jeff Imamura
 Ray Sherman
 Clyde Simmons
 Ben Sirmans
 Kenan Smith
 Andy Sugarman
 Barrett Trotter
 Mike Wauflle
 Chris Weinke
 Dennard Wilson

PRONUNCIATION GUIDE

PLAYERS

11 TAVON Austin
 64 Andrew DONNAL
 30 Todd GURLEY
 79 Rob HAVENSTEIN
 54 Bryce HAGER
 55 James LAURINAITIS
 23 Rodney McLEOD
 47 Marcus ROBERSON
 69 Cody WICHMANN
 4 Greg ZUERLEIN

TAY-von
 don-NEL
 GUR-lee
 HAY-vin-stine
 HAY-gur
 Lore-in-EYE-tis
 mick-CLOUD
 ROBE-er-son
 WICK-man
 ZURR-line



RAMS UNOFFICIAL DEPTH CHART

11/17/2015

OFFENSE

WR	18 Kenny Britt	15 <u>Bradley Marquez</u>	19 Wes Welker
TE	89 Jared Cook	46 Cory Harkey	
LT	73 Greg Robinson	77 <u>Isaiah Battle</u>	
LG	71 Garrett Reynolds	69 <u>Cody Wichmann</u>	67 Brian Folkerts
C	61 Tim Barnes	65 Demetrius Rhaney	60 Eric Kush
RG	64 <u>Andrew Donnal</u>	69 <u>Cody Wichmann</u>	67 Brian Folkerts
RT	79 <u>Rob Havenstein</u>	77 <u>Isaiah Battle</u>	
TE	88 Lance Kendricks	46 Cory Harkey	
WR	11 Tavon Austin	83 Brian Quick	
QB	17 Case Keenum	5 Nick Foles	14 <u>Sean Mannion</u>
HB	30 <u>Todd Gurley</u>	27 Tre Mason	36 Benny Cunningham 34 Chase Reynolds

DEFENSE

LDE	91 Chris Long	95 William Hayes	96 <u>Matt Longacre</u>
LDT	99 Aaron Donald	98 Nick Fairley	
RDT	90 Michael Brockers	93 Ethan Westbrooks	
RDE	94 Robert Quinn	97 Eugene Sims	
RLB	56 Akeem Ayers	54 <u>Bryce Hager</u>	
MLB	55 James Laurinaitis	53 Daren Bates	54 <u>Bryce Hager</u> 50 <u>Cameron Lynch</u>
LCB	22 Trumaine Johnson	20 Lamarcus Joyner	
RCB	21 Janoris Jenkins	47 Marcus Roberson	
WS	26 Mark Barron	31 Maurice Alexander	
FS	23 Rodney McLeod	38 Cody Davis	
SS	25 T.J. McDonald	37 Christian Bryant	

SPECIALISTS

P	6 Johnny Hekker	
K	4 Greg Zuerlein	2 Zach Hocker
H	6 Johnny Hekker	
LS	44 Jake McQuaide	
PR	11 Tavon Austin	19 Wes Welker
KR	36 Benny Cunningham	11 Tavon Austin

RAMS ALPHABETICAL ROSTER

#	Player	Pos	Ht	Wt	DOB	Age	Exp	College	H.S. Hometown	How Acq
31	Alexander, Maurice	S	6-1	220	2/16/1991	24	2	Utah State	St. Louis, Mo.	D4-'14
11	Austin, Tavon	WR	5-8	176	3/15/1991	24	3	West Virginia	Baltimore, Md.	D1A-'13
56	Ayers, Akeem	LB	6-3	255	7/10/1989	26	5	UCLA	Los Angeles, Calif.	UFA(TEN)-'15
61	Barnes, Tim	C	6-4	306	5/14/1988	27	4	Missouri	Longwood, Mo.	FA-'11
26	Barron, Mark	S	6-2	213	10/27/1989	26	4	Alabama	Mobile, Ala.	T(TB)-'14
53	Bates, Daren	LB	5-11	225	11/27/1990	25	3	Auburn	Olive Branch, Miss.	FA-'13
77	Battle, Isaiah	T	6-7	290	2/10/1993	22	R	Clemson	Brooklyn, N.Y.	D5(Sup)-'15
18	Britt, Kenny	WR	6-3	223	9/18/1988	27	7	Rutgers	Bayonne, N.J.	UFA(TEN)-'14
90	Brockers, Michael	DT	6-5	326	12/21/1990	24	4	LSU	Houston, Tex.	D1-'12
37	Bryant, Christian	S	5-9	198	3/21/1992	23	1	Ohio State	Cleveland, Ohio	D7B-'14
89	Cook, Jared	TE	6-5	254	4/7/1987	28	7	South Carolina	Suwanee, Ga.	UFA(TEN)-'13
36	Cunningham, Benny	RB	5-10	217	7/7/1990	25	3	Middle Tennessee	Nashville, Tenn.	FA-'13
38	Davis, Cody	S	6-1	206	6/6/1989	26	3	Texas Tech	Stephenville, Tex.	FA-'13
99	Donald, Aaron	DT	6-1	285	5/23/1991	24	2	Pittsburgh	Pittsburgh, Pa.	D1B-'14
64	Donnal, Andrew	T	6-6	316	3/3/1992	23	R	Iowa	Monclova, Ohio	D4-'15
98	Fairley, Nick	DT	6-4	308	1/23/1988	27	5	Auburn	Mobile, Ala.	UFA(DET)-'15
5	Foles, Nick	QB	6-6	243	1/20/1989	26	4	Arizona	Austin, Tex.	T(PHI)-'15
67	Folkerts, Brian	OL	6-4	310	1/30/1990	25	3	Washburn	Florissant, Mo.	FA-'15
30	Gurley, Todd	RB	6-1	227	8/3/1994	21	R	Georgia	Tarboro, N.C.	D1-'15
54	Hager, Bryce	LB	6-1	235	5/4/1992	23	R	Baylor	Austin, Tex.	D7A-'15
46	Harkey, Cory	TE	6-4	259	6/17/1990	25	4	UCLA	Chino Hills, Calif.	FA-'12
79	Havenstein, Rob	T	6-8	321	5/13/1992	23	R	Wisconsin	Mount Airy, Md.	D2-'15
95	Hayes, William	DE	6-3	278	5/2/1985	30	8	Winston-Salem State	High Point, N.C.	UFA (TEN)-'12
6	Hekker, Johnny	P	6-5	236	2/8/1990	25	4	Oregon State	Bothell, Wash.	FA-'12
2	Hocker, Zach	K	6-1	191	8/23/1991	24	1	Arkansas	Russellville, Ark.	FA-'15
21	Jenkins, Janoris	CB	5-10	198	10/29/1988	27	4	North Alabama	Pahokee, Fla.	D2B-'12
22	Johnson, Trumaine	CB	6-2	208	1/1/1990	25	4	Montana	Stockton, Calif.	D3-'12
20	Joyner, Lamarcus	DB	5-8	184	11/27/1990	25	2	Florida State	Ft. Lauderdale, Fla.	D2-'14
17	Keenum, Case	QB	6-1	205	2/17/1988	27	4	Houston	Abilene, Tex.	T(HOU)-'15
88	Kendricks, Lance	TE	6-3	250	1/30/1988	27	5	Wisconsin	Milwaukee, Wisc.	D2-'11
60	Kush, Eric	C	6-4	313	9/9/1989	26	3	California (Pa.)	Canonsburg, Penn.	W-(HOU)-'15
55	Laurinaitis, James	LB	6-2	248	12/3/1986	29	7	Ohio State	Plymouth, Minn.	D2-'09
91	Long, Chris	DE	6-3	268	3/28/1985	30	8	Virginia	Charlottesville, Va.	D1-'08
96	Longacre, Matt	DE	6-3	260	9/21/1991	24	R	Northwest Missouri St.	Omaha, Nebr.	FA-'15
50	Lynch, Cameron	LB	6-0	229	8/4/1993	22	R	Syracuse	Lawrenceville, Ga.	FA-'15
14	Mannion, Sean	QB	6-6	233	4/25/1992	23	R	Oregon State	Pleasanton, Calif.	D3B-'15
15	Marquez, Bradley	WR	5-10	196	12/14/1992	22	R	Texas Tech	Odessa, Tex.	FA-'15
27	Mason, Tre	RB	5-8	207	8/6/1993	22	2	Auburn	Palm Beach, Fla.	D3-'14
25	McDonald, T.J.	S	6-2	217	1/26/1991	24	3	USC	Fresno, Calif.	D3A-'13
23	McLeod, Rodney	S	5-10	195	6/23/1990	25	4	Virginia	Oxon Hill, Md.	FA-'12
44	McQuaide, Jake	LS	6-2	244	12/7/1987	28	5	Ohio State	Cincinnati, Ohio	FA-'11
83	Quick, Brian	WR	6-3	218	6/5/1989	26	4	Appalachian State	Columbia, S.C.	D2A-'12
94	Quinn, Robert	DE	6-4	264	5/18/1990	25	5	North Carolina	Ladson, S.C.	D1-'11
34	Reynolds, Chase	RB	6-0	205	10/22/1987	28	3	Montana	Drummond, Mont.	FA-'11
71	Reynolds, Garrett	G/T	6-7	305	7/1/1987	28	7	North Carolina	Knoxville, Tenn.	UFA(DET)-'15
65	Rhane, Demetrius	C/G	6-2	301	6/22/1992	23	2	Tennessee State	Ft. Lauderdale, Fla.	D7D-'14
47	Roberson, Marcus	CB	6-0	191	10/4/1992	22	2	Florida	Ft. Lauderdale, Fla.	FA-'14
73	Robinson, Greg	T	6-5	332	10/21/1992	23	2	Auburn	Thibodaux, La.	D1A-'14
97	Sims, Eugene	DE	6-6	269	3/18/1986	29	6	West Texas A&M	Mt. Olive, Miss.	D6B-'10
19	Welker, Wes	WR	5-9	185	5/1/1981	34	12	Texas Tech	Oklahoma City, Ok.	FA-'15
93	Westbrooks, Ethan	DL	6-4	267	11/15/1990	25	2	West Texas A&M	Oakland, Calif.	FA-'14
69	Wichmann, Cody	G	6-5	319	3/2/1992	23	R	Fresno State	Mariposa, Calif.	D6B-'15
4	Zuerlein, Greg	K	6-0	196	12/27/1987	26	4	Missouri Western	Lincoln, Nebr.	D6-'12
Injured/Reserve (6)										
68	Brown, Jamon	G	6-4	323	3/15/1993	22	R	Louisville	Fern Creek, Ky.	D3A-'15
2	Ferguson, Isiah	WR	6-5	218	1/8/1991	24	R	Arkansas-Pine Bluff	Mt. Vernon, N.Y.	FA-'15
33	Gaines, E.J.	CB	5-10	190	2/23/1992	23	2	Missouri	Independence, Mo.	D6A-'14
52	Ogletree, Alec*	LB	6-2	245	9/25/1991	24	3	Georgia	Newnan, Ga.	D1B-'13
76	Saffold, Rodger	G	6-5	332	6/6/1988	27	6	Indiana	Bedford, Ohio	D2-'10
63	Williams, Darrell	T	6-5	301	8/3/1993	22	R	South Florida	Orlando, Fla.	FA-'15
Practice Squad (10)										
66	Arkin, David	G	6-5	307	10/7/1987	28	3	Missouri State	Wichita, Kan.	FA-'15
39	Brown, Malcolm	RB	5-11	224	5/15/1993	22	R	Texas	Cibolo, Tex.	FA-'15
57	Hodges, Zack	LB/DE	6-3	246	2/18/1992	23	R	Harvard	Atlanta, Ga.	FA-'15
45	Laskey, Zach	FB	6-2	225	7/8/1992	23	R	Georgia Tech	Peachtree City, Ga.	FA-'15
24	Patterson, Eric	CB	5-10	193	2/5/1993	22	R	Ball State	Tampa, Fla.	FA-'15
81	Toon, Nick	WR	6-4	218	11/4/1988	27	4	Wisconsin	Madison, Wisc.	FA-'15
62	Trinca-Pasat, Louis	DT	6-1	292	9/7/1991	24	R	Iowa	Chicago, Ill.	FA-'15
51	Wells, Matthew	LB	6-2	222	11/26/1990	25	R	Mississippi State	Monticello, Miss.	FA-'15
35	White, Melvin	CB	6-1	215	6/26/1990	25	3	Louisiana- Lafayette	Freeport, Tex.	FA-'15
92	Worthington, Doug	DT	6-5	318	8/10/1987	28	1	Ohio State	Buffalo, N.Y.	FA-'14

RAMS NUMERICAL ROSTER

#	Player	Pos	Ht	Wt	Birth		NFL		College	H.S. Hometown	How Acq
					Date	Age	Exp				
2	Zach Hocker	K	6-1	191	8/23/1991	24	1	Arkansas	Russellville, Ark.	FA-'15	
4	Greg Zuerlein	K	6-0	196	12/27/1987	27	4	Missouri Western	Lincoln, Nebr.	D6-'12	
5	Nick Foles	QB	6-6	243	1/20/1989	26	4	Arizona	Austin, Tex.	T(PHI)-'15	
6	Johnny Hekker	P	6-5	236	2/8/1990	25	4	Oregon State	Bothell, Wash.	FA-'12	
11	Tavon Austin	WR	5-8	176	3/15/1991	24	3	West Virginia	Baltimore, Md.	D1A-'13	
14	Sean Mannion	QB	6-6	233	4/25/1992	23	R	Oregon State	Pleasanton, Calif.	D3B-'15	
15	Bradley Marquez	WR	5-10	196	12/14/1992	22	R	Texas Tech	Odessa, Tex.	FA-'15	
17	Case Keenum	QB	6-1	205	2/17/1988	27	4	Houston	Abilene, Tex.	T(HOU)-'15	
18	Kenny Britt	WR	6-3	223	9/19/1988	27	7	Rutgers	Bayonne, N.J.	UFA(TEN)-'14	
19	Wes Welker	WR	5-9	185	5/1/1981	34	12	Texas Tech	Oklahoma City, Ok.	FA-'15	
20	Lamarcus Joyner	DB	5-8	184	11/27/1990	24	2	Florida St.	Ft. Lauderdale, Fla.	D2-'14	
21	Janoris Jenkins	CB	5-10	198	10/29/1988	27	4	North Alabama	Pahokee, Fla.	D2B-'12	
22	Trumaine Johnson	CB	6-2	208	1/1/1990	25	4	Montana	Stockton, Calif.	D3-'12	
23	Rodney McLeod	S	5-10	195	6/23/1990	25	4	Virginia	Oxon Hill, Md.	FA-'12	
25	T.J. McDonald	S	6-2	217	1/26/1991	24	3	USC	Fresno, Calif.	D3A-'13	
26	Mark Barron	S	6-2	213	10/27/1989	26	4	Alabama	Mobile, Ala.	T(TB)-'14	
27	Tre Mason	RB	5-8	207	8/6/1993	22	2	Auburn	Palm Beach, Fla.	D3-'14	
30	Todd Gurley	RB	6-1	227	8/3/1994	21	R	Georgia	Tarboro, N.C.	D1-'15	
31	Maurice Alexander	S	6-1	220	2/16/1991	24	2	Utah State	St. Louis, Mo.	D4-'14	
34	Chase Reynolds	RB	6-0	205	10/22/1987	28	3	Montana	Drummond, Mont.	FA-'11	
36	Benny Cunningham	RB	5-10	217	7/7/1990	25	3	Middle Tennessee	Nashville, Tenn.	FA-'13	
37	Christian Bryant	S	5-9	198	3/21/1992	23	1	Ohio State	Cleveland, Ohio	D7B-'14	
38	Cody Davis	S	6-1	206	6/6/1989	26	3	Texas Tech	Stephenville, Tex.	FA-'13	
44	Jake McQuaide	LS	6-2	244	12/7/1987	28	5	Ohio State	Cincinnati, Ohio	FA-'11	
46	Cory Harkey	TE	6-4	259	6/17/1990	25	4	UCLA	Chino Hills, Calif.	FA-'12	
47	Marcus Roberson	CB	6-0	191	10/4/1992	22	2	Florida	Ft. Lauderdale, Fla.	FA-'14	
50	Cameron Lynch	LB	6-0	229	8/4/1993	22	R	Syracuse	Lawrenceville, Ga.	FA-'15	
53	Daren Bates	LB	5-11	225	11/27/1990	24	3	Auburn	Olive Branch, Miss.	FA-'13	
54	Bryce Hager	LB	6-1	235	5/4/1992	23	R	Baylor	Austin, Tex.	D7A-'15	
55	James Laurinaitis	LB	6-2	248	12/3/1986	29	7	Ohio State	Plymouth, Minn.	D2-'09	
56	Akeem Ayers	LB	6-3	255	7/10/1989	26	5	UCLA	Los Angeles, Calif.	UFA(TEN)-'15	
60	Eric Kush	C	6-4	313	9/9/1989	26	3	California (Pa.)	Canonsburg, Penn.	W-(HOU)-'15	
61	Tim Barnes	C	6-4	306	5/14/1988	27	4	Missouri	Longwood, Mo.	FA-'11	
64	Andrew Donnal	T	6-6	316	3/3/1992	23	R	Iowa	Monclova, Ohio	D4-'15	
65	Demetrius Rhaney	C/G	6-2	301	6/22/1992	23	2	Tennessee State	Ft. Lauderdale, Fla.	D7D-'14	
67	Brian Folkerts	OL	6-4	310	1/30/1990	25	3	Washburn	Florissant, Mo.	FA-'15	
69	Cody Wichmann	G	6-5	319	3/2/1992	23	R	Fresno State	Mariposa, Calif.	D6B-'15	
71	Garrett Reynolds	T	6-7	308	7/1/1987	28	7	North Carolina	Knoxville, Tenn.	UFA(DET)-'15	
73	Greg Robinson	T	6-5	332	10/21/1992	23	2	Auburn	Thibodaux, La.	D1a-'14	
77	Isaiah Battle	T	6-7	290	2/10/1993	22	R	Clemson	Brooklyn, N.Y.	D5(Sup)-'15	
79	Rob Havenstein	T	6-8	321	5/13/1992	23	R	Wisconsin	Mount Airy, Md.	D2-'15	
83	Brian Quick	WR	6-3	218	6/5/1989	26	4	Appalachian St.	Columbia, S.C.	D2A-'12	
88	Lance Kendricks	TE	6-3	250	1/30/1988	27	5	Wisconsin	Milwaukee, Wisc.	D2-'11	
89	Jared Cook	TE	6-5	254	4/7/1987	28	7	South Carolina	Suwanee, Ga.	UFA (TEN)-'13	
90	Michael Brockers	DT	6-5	326	12/21/1990	24	4	LSU	Houston, Tex.	D1-'12	
91	Chris Long	DE	6-3	268	3/28/1985	30	8	Virginia	Charlottesville, Va.	D1-'08	
93	Ethan Westbrook	DL	6-4	267	11/15/1990	24	2	West Texas A&M	Oakland, Calif.	FA-'14	
94	Robert Quinn	DE	6-4	264	5/18/1990	25	5	North Carolina	Ladson, S.C.	D1-'11	
95	William Hayes	DE	6-3	278	5/2/1985	30	8	Winston-Salem St.	High Point, N.C.	UFA (TEN)-'12	
96	Matt Longacre	DE	6-3	260	9/21/1991	24	R	Northwest Missouri St.	Omaha, Nebr.	FA-'15	
97	Eugene Sims	DE	6-6	269	3/18/1986	29	6	West Texas A&M	Mt. Olive, Miss.	D6B-'10	
98	Nick Fairley	DT	6-4	308	1/23/1988	27	5	Auburn	Mobile, Ala.	UFA(DET)-'15	
99	Aaron Donald	DT	6-1	285	5/23/1991	24	2	Pittsburgh	Pittsburgh, Pa.	D1b-'14	
Injured/Reserve (6)											
2	Isiah Ferguson	WR	6-5	218	1/8/1991	24	R	Arkansas-Pine Bluff	Mt. Vernon, N.Y.	FA-'15	
33	E.J. Gaines	CB	5-10	190	2/23/1992	23	2	Missouri	Independence, Mo.	D6a-'14	
52	Alec Ogletree*	LB	6-2	245	9/25/1991	24	3	Georgia	Newnan, Ga.	D1B-'13	
63	Darrell Williams	T	6-5	301	8/3/1993	22	R	South Florida	Orlando, Fla.	FA-'15	
68	Jamon Brown	G	6-6	323	3/15/1993	22	R	Louisville	Fern Creek, Ky.	D3a-'15	
76	Rodger Saffold	G	6-5	332	6/6/1988	27	6	Indiana	Bedford, Ohio	D2-'10	
Practice Squad (10)											
24	Eric Patterson	CB	5-10	193	2/5/1993	22	R	Ball State	Tampa, Fla.	FA-'15	
35	Melvin White	CB	6-1	215	6/26/1990	25	3	Louisiana-Lafayette	Freeport, Tex.	FA-'15	
39	Malcolm Brown	RB	5-11	224	5/15/1993	22	R	Texas	Cibola, Tex.	FA-'15	
45	Zach Laskey	FB	6-2	225	7/8/1992	23	R	Georgia Tech	Peachtree City, Ga.	FA-'15	
51	Matthew Wells	LB	6-2	222	11/26/1990	24	R	Mississippi State	Monticello, Miss.	FA-'15	
57	Zack Hodges	LB/DE	6-3	246	2/18/1992	23	R	Harvard	Atlanta, Ga.	FA-'15	
62	Louis Trinca-Pasat	DT	6-1	292	9/7/1991	24	R	Iowa	Chicago, Ill.	FA-'15	
66	David Arkin	G	6-5	307	10/7/1987	28	3	Missouri State	Wichita, Kan.	FA-'15	
81	Nick Toon	WR	6-4	218	11/4/1988	26	4	Wisconsin	Madison, Wisc.	FA-'15	
92	Doug Worthington	DT	6-5	318	8/10/1987	28	1	Ohio State	Buffalo, N.Y.	FA-'14	



ST. LOUIS RAMS ROSTER BY EXPERIENCE

12/1/2015

	#	Player	Pos	Ht	Wt	Birth Date	Age	Exp	College	H.S. Hometown	How Acq
12th year (1)	19	Welker, Wes	WR	5-9	185	5/1/1981	34	12	Texas Tech	Oklahoma City, Ok.	FA-'15
8th year (2)	95	Hayes, William	DE	6-3	272	5/2/1985	30	8	Winston-Salem State	High Point, N.C.	UFA (TEN)-'12
	91	Long, Chris	DE	6-3	276	3/28/85	30	8	Virginia	Charlottesville, Va.	D1-'08
7th year (4)	18	Britt, Kenny	WR	6-3	223	9/18/1988	27	7	Rutgers	Bayonne, N.J.	UFA(TEN)-'14
	89	Cook, Jared	TE	6-5	248	4/7/1987	27	7	South Carolina	Suwanee, Ga.	UFA(TEN)-'13
	55	Laurinaitis, James	LB	6-2	247	12/3/86	29	7	Ohio State	Plymouth, Minn.	D2-'09
	71	Reynolds, Garrett	T	6-7	305	7/1/1987	27	7	North Carolina	Knoxville, Tenn.	UFA(DET)-'15
6th year (2)	76	Saffold, Rodger*	T	6-5	332	6/6/1988	27	6	Indiana	Bedford, Ohio	D2-'10
	97	Sims, Eugene	DE	6-6	250	3/18/86	28	6	West Texas A&M	Mt. Olive, Miss.	D6B-'10
5th year (5)	56	Ayers, Akeem	LB	6-3	255	7/10/1989	25	5	UCLA	Los Angeles, Calif.	UFA(TEN)-'15
	98	Fairley, Nick	DT	6-4	308	1/23/1988	27	5	Auburn	Mobile, Ala.	UFA(DET)-'15
	88	Kendricks, Lance	TE	6-3	247	1/30/88	27	5	Wisconsin	Milwaukee, Wisc.	D2-'11
	44	McQuaide, Jake	LS	6-2	247	12/7/87	28	5	Ohio State	Cincinnati, Ohio	FA-'11
	94	Quinn, Robert	DE	6-4	264	5/18/90	24	5	North Carolina	Ladson, S.C.	D1-'11
4th year (13)	61	Barnes, Tim	C	6-4	300	5/14/1988	26	4	Missouri	Longwood, Mo.	FA-'11
	26	Barron, Mark	S	6-2	213	10/27/1989	25	4	Alabama	Mobile, Ala.	T(TB)-'14
	90	Brockers, Michael	DT	6-5	322	12/21/1990	24	4	LSU	Houston, Tex.	D1-'12
	5	Foles, Nick	QB	6-6	243	1/20/1989	26	4	Arizona	Austin, Tex.	T(PHI)-'15
	46	Harkey, Cory	TE	6-4	260	6/17/1990	23	4	UCLA	Chino Hills, Calif.	FA-'12
	6	Hekker, Johnny	P	6-5	227	2/8/1990	24	4	Oregon State	Bothell, Wash.	FA-'12
	21	Jenkins, Janoris	CB	5-10	193	10/29/1988	27	4	North Alabama	Pahokee, Fla.	D2B-'12
	22	Johnson, Trumaine	CB	6-2	204	1/1/1990	25	4	Montana	Stockton, Calif.	D3-'12
	17	Keenum, Case	QB	6-1	205	2/17/1988	27	4	Houston	Abilene, Tex.	T(HOU)-'15
	23	McLeod, Rodney	S	5-10	183	6/23/1990	25	4	Virginia	Oxon Hill, Md.	FA-'12
	32	McGee, Brandon	CB	5-11	193	12/11/1990	24	3	Miami (Fla.)	Plantation, Fla.	D5A-'13
	83	Quick, Brian	WR	6-3	220	6/5/1989	24	4	Missouri Western	Lincoln, Nebr.	D6-'12
	3rd year (8)	4	Zuerlein, Greg	K	6-0	187	12/27/1987	26	4	West Virginia	Baltimore, Md.
11		Austin, Tavon	WR	5-8	174	3/15/1991	23	3	West Virginia	Miami, Fla.	D3B-'13
53		Bates, Daren	LB	5-11	225	11/27/1990	23	3	Middle Tennessee	Nashville, Tenn.	FA-'13
36		Cunningham, Benny	RB	5-10	217	7/7/1990	23	3	Texas Tech	Stephenville, Tex.	FA-'13
38		Davis, Cody	S	6-1	206	6/6/1989	24	3	USC	Fresno, Calif.	D3A-'13
67		Folkerts, Brian	OL	6-4	310	1/30/1990	25	3	Washburn	Florissant, Mo.	FA-'15
60		Kush, Eric	C	6-4	313	9/9/1989	26	3	California (Pa.)	Canonsburg, Penn.	W-(HOU)-'15
25		McDonald, T.J.	S	6-2	219	1/26/1991	23	3	Georgia	Newnan, Ga.	D1B-'13
52		Ogletree, Alec*	LB	6-2	242	9/25/1991	22	3	Montana	Drummond, Mont.	FA-'11
34		Reynolds, Chase	RB	6-0	200	10/22/1987	26	3	Utah State	St. Louis, Mo.	D4-'14
2nd year (9)	31	Alexander, Maurice	S	6-1	220	2/16/1991	23	2	Pittsburgh	Pittsburgh, Pa.	D1b-'14
	99	Donald, Aaron	DT	6-1	285	5/23/1991	23	2	Missouri	Independence, Mo.	D6a-'14
	33	Gaines, E.J.*	CB	5-10	190	2/23/1992	22	2	Florida St.	Ft. Lauderdale, Fla.	D2-'14
	20	Joyner, Lamarcus	DB	5-8	184	11/27/1990	23	2	Auburn	Palm Beach, Fla.	D3-'14
	27	Mason, Tre	RB	5-8	207	8/6/1993	22	2	Tennessee State	Ft. Lauderdale, Fla.	D7D-'14
	65	Rhaney, Demetrius	OL	6-2	301	6/22/1992	21	2	Florida	Ft. Lauderdale, Fla.	FA-'14
	47	Roberson, Marcus	CB	6-0	191	10/4/1992	22	2	Auburn	Thibodaux, La.	D1a-'14
	73	Robinson, Greg	OL	6-5	332	10/21/1992	22	2	Tulsa	Fairfax, Va.	FA-'14
	93	Westbrooks, Ethan	DL	6-4	267	11/15/1990	23	2			
1st Year (3)	37	Bryant, Christian	S	5-9	198	3/21/1992	23	1	Ohio State	Cleveland, Ohio	D7B-'14
	2	Hocker, Zach	K	6-1	191	8/23/1991	24	1	Arkansas	Russellville, Ark.	FA-'15
	92	Worthington, Doug	DT	6-5	318	8/10/1987	28	1	Ohio State	Buffalo, N.Y.	FA-'14
Rookie (11)	77	Battle, Isaiah	T	6-7	290	2/10/1993	22	R	Clemson	Brooklyn, N.Y.	D5(Sup)-'15
	68	Brown, Jamon*	OL	6-4	323	3/15/1993	22	R	Louisville	Fern Creek, Ky.	D3A-'15
	64	Donnal, Andrew	T	6-6	316	3/3/1992	23	R	Iowa	Monclova, Ohio	D4-'15
	30	Gurley, Todd	RB	6-1	227	8/3/1994	21	R	Georgia	Tarboro, N.C.	D1-'15
	54	Hager, Bryce	LB	6-1	235	5/4/1992	23	R	Baylor	Austin, Tex.	D7A-'15
	79	Havenstein, Rob	T	6-8	321	5/13/1992	12	R	Wisconsin	Mount Airy, Md.	D2-'15
	96	Longacre, Matt	DE	6-3	260	9/21/1991	24	R	Syracuse	Lawrenceville, Ga.	FA-'15
	50	Lynch, Cameron	LB	6-0	229	8/4/1993	21	R	Northwest Missouri St.	Omaha, Nebr.	FA-'15
	14	Mannion, Sean	QB	6-6	233	4/25/1992	23	R	Oregon State	Pleasanton, Calif.	D3B-'15
	15	Marquez, Bradley	WR	5-10	196	12/14/1992	22	R	Texas Tech	Odessa, Tex.	FA-'15
	69	Wichmann, Cody	OL	6-5	319	3/2/1992	23	R	Fresno State	Mariposa, Calif.	D6B-'15
	63	Williams, Darrell*	T	6-5	301	8/3/1993	22	R	South Florida	Orlando, Fla.	FA-'15



ST. LOUIS RAMS POSITIONAL ROSTER

12/1/2015

#	Player	Pos	Ht	Wt	Birth Date	Age	Exp	College	H.S. Hometown	How Acq
QUARTERBACKS (3)										
5	Nick Foles	QB	6-6	243	1/20/1989	26	4	Arizona	Austin, Tex.	T(PHI)-'15
14	Sean Mannion	QB	6-6	233	4/25/1992	23	R	Oregon State	Pleasanton, Calif.	D3b-'15
17	Case Keenum	QB	6-1	205	2/17/1988	27	4	Houston	Abilene, Tex.	T(HOU)-'15
RUNNING BACKS (6)										
27	Tre Mason	RB	5-8	207	8/6/1993	22	R	Auburn	Palm Beach, Fla.	D3-'14
30	Todd Gurley	RB	6-1	227	8/3/1994	20	R	Georgia	Tarboro, N.C.	D1-'15
34	Chase Reynolds	RB	6-0	205	10/22/1987	26	2	Montana	Drummond, Mt.	FA-'11
36	Benny Cunningham	RB	5-10	217	7/7/1990	23	2	Middle Tennessee	Nashville, Tenn.	FA-'13
39	Malcolm Brown (PS)	RB	5-11	224	5/15/1993	22	R	Texas	Cibolo, Tex.	FA-'15
45	Zach Laskey (PS)	FB	6-2	225	7/8/1992	23	R	Georgia Tech	Peachtree City, Ga.	FA-'15
WIDE RECEIVERS (6)										
11	Tavon Austin	WR	5-8	176	3/15/91	23	2	West Virginia	Baltimore, Md.	D1A-'13
15	Bradley Marquez	WR	5-10	196	12/14/1992	22	R	Texas Tech	Odessa, Tex.	FA-'15
18	Kenny Britt	WR	6-3	223	9/19/1988	27	6	Rutgers	Bayonne, N.J.	UFA(TEN)-'14
19	Wes Welker	WR	5-9	185	5/1/1981	34	12	Texas Tech	Oklahoma City, Ok.	FA-'15
81	Nick Toon (PS)	WR	6-4	218	11/4/1988	26	4	Wisconsin	Madison, Wisc.	FA-'15
83	Brian Quick	WR	6-3	218	6/5/1989	25	4	Appalachian St.	Columbia, S.C.	D2A-'12
TIGHT ENDS (3)										
46	Cory Harkey	TE	6-4	259	6/17/90	23	3	UCLA	Chino Hills, Calif.	FA-'12
88	Lance Kendricks	TE	6-3	250	1/30/88	27	4	Wisconsin	Milwaukee, Wisc.	D2-'11
89	Jared Cook	TE	6-5	254	4/7/1987	27	6	South Carolina	Suwanee, Ga.	UFA(TEN)-'13
OFFENSIVE LINE (11)										
60	Eric Kush	C	6-4	313	9/9/1989	26	3	California (Pa.)	Canonsburg, Penn.	W-(HOU)-'15
61	Tim Barnes	C	6-4	306	5/14/1988	26	3	Missouri	Longwood, Mo.	FA-'11
63	Darrell Williams (IR)	T	6-5	301	8/3/1993	21	R	South Florida	Orlando, Fla.	FA-'15
64	Andrew Donnal	T	6-6	316	3/3/1992	23	R	Iowa	Monclova, Ohio	D4-'15
65	Demetrius Rhane	C/G	6-2	301	6/22/1992	22	2	Tennessee State	Ft. Lauderdale, Fla.	D7D-'14
66	David Arkin (PS)	G	6-5	307	10/7/1987	28	3	Missouri State	Wichita, Kan.	FA-'15
67	Brian Folkerts	OL	6-4	310	1/30/1990	25	3	Washburn	Florissant, Mo.	FA-'15
68	Jamon Brown (IR)	G	6-6	323	3/15/1993	23	R	Louisville	Fern Creek, Ky.	D3a-'15
69	Cody Wichmann	G	6-5	319	3/2/1992	23	R	Fresno State	Mariposa, Calif.	D6B-'15
71	Garrett Reynolds	G/T	6-7	308	7/1/1987	27	7	North Carolina	Knoxville, Tenn.	UFA(DET)-'15
73	Greg Robinson	T	6-5	332	10/21/1992	21	R	Auburn	Thibodaux, La.	D1a-'14
76	Rodger Saffold (IR)	G	6-5	332	6/6/1988	27	5	Indiana	Bedford, Ohio	D2-'10
77	Isaiah Battle (PS)	T	6-7	290	2/10/1993	22	R	Clemson	Brooklyn, N.Y.	D5(Sup)-'15
79	Rob Havenstein	T	6-8	321	5/13/1992	22	R	Wisconsin	Mount Airy, Md.	D2-'15
DEFENSIVE LINE (11)										
62	Louis Trinca-Pasat (PS)	DT	6-1	292	9/7/1991	23	R	Iowa	Chicago, Ill.	FA-'15
90	Michael Brockers	DT	6-5	326	12/21/90	24	3	LSU	Houston, Tex.	D1-'11
91	Chris Long	DE	6-3	268	3/28/1985	30	7	Virginia	Charlottesville, Va.	D1-'08
92	Doug Worthington (PS)	DT	6-5	318	8/10/1987	27	1	Ohio State	Buffalo, N.Y.	FA-'14
93	Ethan Westbrooks	DT	6-4	267	11/15/1990	23	R	West Texas A&M	Oakland, Calif.	FA-'14
94	Robert Quinn	DE	6-4	264	5/18/90	24	4	North Carolina	Ladson, S.C.	D1-'11
95	William Hayes	DE	6-3	278	5/2/85	28	7	Winston-Salem St.	High Point, N.C.	UFA (TEN)-'12
96	Matt Longacre	DE	6-3	260	9/21/1991	23	R	Northwest Missouri St.	Omaha, Nebr.	FA-'15
97	Eugene Sims	DE	6-6	269	3/18/86	29	5	West Texas A&M	Mt. Olive, Miss.	D6B-'10
98	Nick Fairley	DT	6-4	308	1/23/1988	27	5	Auburn	Mobile, Ala.	UFA(DET)-'15
99	Aaron Donald	DT	6-1	285	5/23/1991	23	R	Pittsburgh	Pittsburgh, Pa.	D1b-'14
LINEBACKERS (9)										
50	Cameron Lynch	LB	6-0	229	8/4/1993	21	R	Syracuse	Lawrenceville, Ga.	FA-'15
51	Matthew Wells (PS)	LB	6-2	222	11/26/1990	24	R	Mississippi State	Monticello, Miss.	FA-'15
52	Alec Ogletree (IR)	LB	6-2	245	9/25/91	22	2	Georgia	Newnan, Ga.	D1B-'13
53	Daren Bates	LB	5-11	225	11/27/1990	23	2	Auburn	Olive Branch, Miss.	FA-'13
54	Bryce Hager	LB	6-1	235	5/4/1992	22	R	Baylor	Austin, Tex.	D7A-'15
55	James Laurinaitis	LB	6-2	248	12/3/86	29	6	Ohio State	Plymouth, Minn.	D2-'09
56	Akeem Ayers	LB	6-3	255	7/10/1989	25	5	UCLA	Los Angeles, Calif.	UFA(TEN)-'15
57	Zack Hodges (PS)	LB/DE	6-3	246	2/18/1992	23	R	Harvard	Atlanta, Ga.	FA-'15
SECONDARY (12)										
20	Lamarcus Joyner	DB	5-8	184	11/27/1990	23	R	Florida St.	Ft. Lauderdale, Fla.	D2-'14
21	Janoris Jenkins	CB	5-10	198	10/29/88	27	3	North Alabama	Pahokee, Fla.	D2B-'12
22	Trumaine Johnson	CB	6-2	208	1/1/90	25	3	Montana	Stockton, Calif.	D3-'12
23	Rodney McLeod	S	5-10	195	6/23/90	25	3	Virginia	Oxon Hill, Md.	FA-'12
24	Eric Patterson (PS)	CB	5-10	193	2/5/1993	22	R	Ball State	Tampa, Fla.	FA-'15
25	T.J. McDonald	S	6-2	217	1/26/91	24	2	USC	Fresno, Calif.	D3A-'13
26	Mark Barron	S	6-2	213	10/27/1989	25	3	Alabama	Mobile, Ala.	T(TB)-'14
31	Maurice Alexander	S	6-1	220	2/16/1991	23	R	Utah State	St. Louis, Mo.	D4-'14
33	E.J. Gaines (IR)	CB	5-10	190	2/23/1992	22	R	Missouri	Independence, Mo.	D6a-'14
37	Christian Bryant	S	5-9	198	3/21/1992	23	1	Ohio State	Cleveland, Ohio	D7B-'14
38	Cody Davis	S	6-1	206	6/6/1989	23	2	Texas Tech	Stephenville, Tex.	FA-'13
47	Marcus Roberson	CB	6-0	191	10/4/1992	22	R	Florida	Ft. Lauderdale, Fla.	FA-'14
SPECIALISTS (4)										
2	Zach Hocker	K	6-1	191	8/23/1991	24	1	Arkansas	Russellville, Ark.	FA-'15
4	Greg Zuerlein	K	6-0	196	12/27/87	26	3	Missouri Western	Lincoln, Neb.	D6-'12
6	Johnny Hekker	P	6-5	236	2/8/1990	24	3	Oregon State	Bothell, Wash.	FA-'12
44	Jake McQuaide	LS	6-2	244	12/7/87	28	4	Ohio State	Cincinnati, Ohio	FA-'11

2015 ST. LOUIS RAMS TRANSACTIONS

Date	Name	Move	Date	Name	Move
Dec. 30	T Steven Baker	Signed to Reserve/Future List	Sept. 5	T Isaiah Battle	Waived
Dec. 30	WR Emory Blake	Signed to Reserve/Future List	Sept. 5	S Christian Bryant	Waived
Dec. 30	G Travis Bond	Signed to Reserve/Future List	Sept. 5	TE Justice Cunningham	Waived
Dec. 30	S Christian Bryant	Signed to Reserve/Future List	Sept. 5	QB Austin Davis	Waived
Dec. 30	LB Marshall McFadden	Signed to Reserve/Future List	Sept. 5	C Barrett Jones	Waived
Dec. 30	DT Doug Worthington	Signed to Reserve/Future List	Sept. 5	DE Matt Longacre	Waived
Dec. 30	WR Devon Wylie	Signed to Reserve/Future List	Sept. 5	LB Marshall McFadden	Waived
Dec. 31	WR Damian Williams	Signed to Reserve/Future List	Sept. 5	CB Brandon McGee	Waived
Jan. 5	TE Brad Smelley	Signed to Reserve/Future List	Sept. 5	WR Daniel Rodriguez	Waived
Jan. 5	P/K Michael Palardy	Signed to Reserve/Future List	Sept. 5	DT Louis Trinca-Pasat	Waived
Feb. 26	DT Kendall Langford	Released	Sept. 5	LB Jo-Lonn Dunbar	Released
Mar. 9	C Scott Wells	Released	Sept. 6	S Jacob Hagen	Signed to Practice Squad
Mar. 9	T Jake Long	Released	Sept. 6	T Isaiah Battle	Signed to Practice Squad
Mar. 10	QB Sam Bradford	Traded to PHI	Sept. 6	S Christian Bryant	Signed to Practice Squad
Mar. 10	QB Nick Foles	Acquired in trade with PHI	Sept. 6	TE Justice Cunningham	Signed to Practice Squad
Mar. 10	QB Case Keenum	Acquired in trade with HOU	Sept. 6	DE Matt Longacre	Signed to Practice Squad
Mar. 12	LB Akeem Ayers	Signed as an unrestricted free agent (TEN)	Sept. 6	DT Louis Trinca-Pasat	Signed to Practice Squad
Mar. 13	DT Nick Fairley	Signed as an unrestricted free agent (DET)	Sept. 6	FB Zach Laskey	Signed to Practice Squad
Mar. 18	WR Kenny Britt	Re-signed	Sept. 6	RB Malcolm Brown	Signed to Practice Squad
Mar. 18	T Garrett Reynolds	Signed as an unrestricted free agent (DET)	Sept. 6	DT Doug Worthington	Signed to Practice Squad
Mar. 31	C Tim Barnes	Re-signed	Sept. 6	CB Trovon Reed	Signed to Practice Squad
April 31	RB Todd Gurley	Drafted in the First Round (10th Overall)	Sept. 15	S Jacob Hagen	Waived from Practice Squad
May 1	T Rob Havenstein	Drafted in the Second Round (57th Overall)	Sept. 15	CB Brandon McGee	Signed to Practice Squad
May 1	OL Jamon Brown	Drafted in the Third Round (72nd Overall)	Sept. 15	CB Trovon Reed	Waived from Practice Squad
May 1	QB Sean Mannion	Drafted in the Third Round (89th Overall)	Sept. 15	CB Melvin White	Signed to Practice Squad
May 2	T Andrew Donnal	Drafted in the Fourth Round (119th Overall)	Sept. 29	RB Isaiah Pead	Waived
May 2	WR Bud Sasser	Drafted in the Sixth Round (201st Overall)	Sept. 29	CB Brandon McGee	Signed from Practice Squad to Active Roster
May 2	OL Cody Wichmann	Drafted in the Sixth Round (215th Overall)	Sept. 29	WR Nick Toon	Signed to Practice Squad
May 2	LB Bryce Hager	Drafted in the Seventh Round (224th Overall)	Oct. 2	CB Brandon McGee	Waived
May 2	DE Martin Ifedi	Drafted in the Seventh Round (227th Overall)	Oct. 2	S Christian Bryant	Signed from Practice Squad to Active Roster
May 2	RB Zac Stacy	Traded to NYJ for Seventh-Round Draft Choice	Oct. 2	CB Eric Patterson	Signed to Practice Squad
May 7	RB Malcolm Brown	Signed as an undrafted free agent	Oct. 3	WR Chris Givens	Traded to Baltimore
May 7	CB Imoan Claiborne	Signed as an undrafted free agent	Oct. 6	LB Jo-Lonn Dunbar	Signed
May 7	WR Isiah Ferguson	Signed as an undrafted free agent	Oct. 12	RB Trey Watts	Waived
May 7	RB Terrence Franks	Signed as an undrafted free agent	Oct. 15	G Rodger Saffold	Placed on Reserve/Injured
May 7	CB Montell Garner	Signed as an undrafted free agent	Oct. 15	TE Justice Cunningham	Signed from Practice Squad to Active Roster
May 7	SS Jacob Hagen	Signed as an undrafted free agent	Oct. 15	RB Trey Watts	Signed to Practice Squad
May 7	SS Jay Hughes	Signed as an undrafted free agent	Oct. 23	S Christian Bryant	Waived
May 7	FB Zach Laskey	Signed as an undrafted free agent	Oct. 23	RB Trey Watts	Signed from Practice Squad to Active Roster
May 7	DE Matt Longacre	Signed as an undrafted free agent	Oct. 26	LB Alec Ogletree	Placed on Reserve/Inj. - Designated to Return
May 7	LB Cameron Lynch	Signed as an undrafted free agent	Oct. 27	LB Jo-Lonn Dunbar	Released
May 7	LB Keshawn Malone	Signed as an undrafted free agent	Oct. 27	DT Doug Worthington	Signed from Practice Squad to Active Roster
May 7	WR Bradley Marquez	Signed as an undrafted free agent	Oct. 27	S Christian Bryant	Signed
May 7	WR Tyler Slavin	Signed as an undrafted free agent	Oct. 27	DE Gerald Rivers	Signed to Practice Squad
May 7	DL Louis Trinca-Pasat	Signed as an undrafted free agent	Oct. 27	DE/LB Zack Hodges	Signed to Practice Squad
May 7	T Darrell Williams	Signed as an undrafted free agent	Nov. 4	RB Trey Watts	Placed on Reserve/Suspended
May 9	WR Daniel Rodriguez	Signed	Nov. 6	DE Matt Longacre	Signed from Practice Squad to Active Roster
May 9	LS Tyler Ott	Signed	Nov. 9	WR Stedman Bailey	Placed on Reserve/Suspended
May 12	TE Mason Brodine	Waived	Nov. 9	LB Matthew Wells	Signed to Practice Squad
May 13	C David Wang	Signed	Nov. 9	WR Wes Welker	Signed
June 3	WR Bud Sasser	Waived - Failed Physical/Non-football Illness	Nov. 17	G Jamon Brown	Placed on Reserve/Injured
July 9	T Isaiah Battle	Selected in the Fifth Round of the Supplemental Draft	Nov. 17	T Darrell Williams	Placed on Reserve/Injured
Aug. 4	WR Devon Wylie	Waived	Nov. 17	DE Gerald Rivers	Waived from Practice Squad
Aug. 4	DB Trovon Reed	Signed	Nov. 17	C Eric Kush	Claimed off Waivers
Aug. 8	RB Terrence Franks	Waived	Nov. 17	OL Brian Folkerts	Signed
Aug. 8	DT Marcus Forston	Signed	Nov. 17	G David Arkin	Signed to Practice Squad
Aug. 21	WR Isiah Ferguson	Waived/Injured	Nov. 17	DT Doug Worthington	Waived
Aug. 31	T Steven Baker	Waived	Nov. 17	T Isaiah Battle	Signed from Practice Squad to Active Roster
Aug. 31	G Travis Bond	Waived	Nov. 18	DT Doug Worthington	Signed to Practice Squad
Aug. 31	CB Imoan Claiborne	Waived	Nov. 28	K Zach Hocker	Signed
Aug. 31	S Jay Huges	Waived	Nov. 28	TE Justice Cunningham	Waived
Aug. 31	LS Tyler Ott	Waived			
Aug. 31	K/P Michael Palardy	Waived			
Aug. 31	WR Tyler Slavin	Waived			
Aug. 31	TE Brad Smelley	Waived/Injured			
Aug. 31	LB Korey Toomer	Waived/Injured			
Aug. 31	C David Wang	Waived			
Aug. 31	WR Damian Williams	Released			
Aug. 31	CB E.J. Gaines	Placed on Reserve-Injured			
Sept. 1	LB Keshawn Malone	Waived			
Sept. 1	DT Doug Worthington	Waived			
Sept. 4	TE Alex Bayer	Waived			
Sept. 4	WR Emory Blake	Waived			
Sept. 4	RB Malcolm Brown	Waived			
Sept. 4	DT Marcus Forston	Waived			
Sept. 4	CB Montell Garner	Waived			
Sept. 4	S Jacob Hagen	Waived			
Sept. 4	DE Martin Ifedi	Waived			
Sept. 4	FB Zach Laskey	Waived			
Sept. 4	DB Trovon Reed	Waived			
Sept. 4	G Brandon Washington	Waived			



2015 ST. LOUIS RAMS PARTICIPATION CHART

#	Player	2015				1	2	3	4	5	6	7	8	9	10	11	12	13	14	15	16
		GP	GS	D	IA	9/13	9/20	9/27	10/4	10/11	10/25	11/1	11/8	11/15	11/22	11/29	12/6	12/13	12/17	12/27	1/3
31	Alexander, Maurice	9	1	0	2	X	X	X	IA	IA	X	X	SS	X	X						
66	Arkin, David	0	0	0	0	O	O	O	O	O	O	O	O	O	PS	PS					
11	Austin, Tavon	11	11	0	0	WR	WR	WR	WR	WR	WR	WR	WR	WR	WR	WR					
56	Ayers, Akeem	11	9	0	0	RLB	RLB	X	RLB	X	RLB	RLB	RLB	RLB	RLB	RLB					
12	Bailey, Stedman	8	3	0	0	X	X	X	WR	X	WR	WR	X	SUS	SUS	SUS					
61	Barnes, Tim	11	11	0	0	C	C	C	C	C	C	C	C	C	C	C					
26	Barron, Mark	11	7	0	0	X	X	X	X	LLB	LLB	LLB	WS	WS	WS	WS					
53	Bates, Daren	10	0	0	1	IA	X	X	X	X	X	X	X	X	X	X					
77	Battle, Isaiah	0	0	0	2	PS	PS	PS	PS	PS	PS	PS	PS	PS	IA	IA					
18	Britt, Kenny	11	11	0	0	WR	WR	WR	WR	WR	WR	WR	WR	WR	WR	WR					
90	Brockers, Michael	11	11	0	0	DT	DT	DT	DT	DT	DT	DT	DT	DT	DT	DT					
68	Brown, Jamon	9	9	0	0	LG	LG	LG	LG	LG	LG	RG	RG	RG	IR	IR					
39	Brown, Malcolm	0	0	0	0	PS	PS	PS	PS	PS	PS	PS	PS	PS	PS	PS					
37	Bryant, Christian	4	0	0	3	PS	PS	PS	X	X	O	IA	X	IA	IA	X					
89	Cook, Jared	11	9	0	0	TE	TE	TE	TE	X	TE	TE	TE	TE	TE	X					
36	Cunningham, Benny	11	1	0	0	RB	X	X	X	X	X	X	X	X	X	X					
48	Cunningham, Justice	2	0	0	3	PS	PS	PS	PS	PS	X	IA	X	IA	IA	O					
38	Davis, Cody	11	0	0	0	X	X	X	X	X	X	X	X	X	X	X					
99	Donald, Aaron	11	11	0	0	DT	DT	DT	DT	DT	DT	DT	DT	DT	DT	DT					
64	Donnal, Andrew	5	2	0	6	IA	X	IA	IA	X	IA	X	LG	IA	RT	IA					
58	Dunbar, Jo-Lonn	0	0	0	2	O	O	O	O	IA	IA	O	O	O	O	O					
98	Fairley, Nick	11	0	0	0	X	X	X	X	X	X	X	X	X	X	X					
5	Foles, Nick	10	10	1	0	QB	QB	QB	QB	QB	QB	QB	QB	QB	DNP	QB					
67	Folkerts, Brian	2	0	0	0	O	O	O	O	O	O	O	O	O	O	X					
19	Givens, Chris	3	0	0	0	X	X	X	O	O	O	O	O	O	O	O					
30	Gurley, Todd	9	8	0	2	IA	IA	X	RB	RB	RB	RB	RB	RB	RB	RB					
43	Hagen, Jacob	0	0	0	0	PS	PS	PS	PS	PS	O	O	O	O	O	O					
54	Hager, Bryce	11	0	0	0	X	X	X	X	X	X	X	X	X	X	X					
46	Harkey, Cory	11	2	0	0	X	X	X	X	TE	X	X	X	X	X	FB					
79	Havenstein, Rob	8	8	1	2	RT	RT	RT	RT	RT	RT	IA	RT	IA	DNP						
95	Hayes, William	11	6	0	0	X	X	X	X	X	DE	DE	DE	DE	DE	DE					
6	Hekker, Johnny	11	0	0	0	X	X	X	X	X	X	X	X	X	X	X					
2	Hocker, Zach	1	0	0	0	O	O	O	O	O	O	O	O	O	O	X					
57	Hodges, Zack	0	0	0	0	O	O	O	O	O	PS	PS	PS	PS	PS	PS					
21	Jenkins, Janoris	11	11	0	0	RCB	RCB	RCB	RCB	RCB	RCB	RCB	RCB	RCB	RCB	RCB					
22	Johnson, Trumaine	10	9	0	1	LCB	X	LCB	LCB	LCB	LCB	LCB	LCB	LCB	LCB	IA					
20	Joyner, Lamarcus	11	2	0	0	X	X	CB	X	DB	X	X	X	X	X	X					
17	Keenum, Case	2	1	8	1	DNP	DNP	DNP	DNP	DNP	DNP	DNP	DNP	X	QB	IA					
88	Kendricks, Lance	10	8	0	1	TE	TE	TE	X	TE	IA	X	TE	TE	TE	TE					
60	Kush, Eric	2	0	0	0	O	O	O	O	O	O	O	O	O	X	X					
45	Laskey, Zach	0	0	0	0	PS	PS	PS	PS	PS	PS	PS	PS	PS	PS	PS					
55	Laurinaitis, James	11	11	0	0	MLB	MLB	MLB	MLB	MLB	MLB	MLB	MLB	MLB	MLB	MLB					
91	Long, Chris	7	5	0	4	DE	DE	LDE	LDE	LDE	IA	IA	IA	IA	X	X					
96	Longacre, Matt	3	0	0	1	PS	PS	PS	PS	PS	PS	X	IA	X	X	X					
50	Lynch, Cameron	11	0	0	0	X	X	X	X	X	X	X	X	X	X	X					
14	Mannion, Sean	1	0	0	10	IA	IA	IA	IA	IA	IA	IA	IA	IA	IA	X					
15	Marquez, Bradley	11	0	0	0	X	X	X	X	X	X	X	X	X	X	X					
27	Mason, Tre	8	2	0	3	IA	RB	RB	X	X	IA	X	X	X	IA	X					
25	McDonald, T.J.	10	10	0	1	SS	SS	SS	SS	SS	SS	SS	IA	SS	SS	SS					
32	Brandon McGee	0	0	0	0	O	PS	PS	O	O	O	O	O	O	O	O					
23	McLeod, Rodney	11	11	0	0	FS	FS	FS	FS	FS	FS	FS	FS	FS	FS	FS					
44	McQuaide, Jake	11	0	0	0	X	X	X	X	X	X	X	X	X	X	X					
52	Ogletree, Alec	4	4	0	2	LB	LB	LLB	LLB	IA	IA	IR	IR	IR	IR	IR					
24	Patterson, Eric	0	0	0	0	O	O	O	PS	PS	PS	PS	PS	PS	PS	PS					
24	Pead, Isaiah	2	0	0	1	X	X	IA	O	O	O	O	O	O	O	O					
83	Quick, Brian	8	0	0	3	IA	IA	IA	X	X	X	X	X	X	X	X					
94	Quinn, Robert	8	7	0	3	DE	DE	DE	DE	DE	DE	IA	X	IA	IA	IA					
41	Reed, Trovon	0	0	0	0	PS	PS	PS	O	O	O	O	O	O	O	O					
34	Reynolds, Chase	7	0	0	4	X	IA	IA	IA	X	X	X	IA	X	X	X					
71	Reynolds, Garrett	11	6	0	0	X	X	X	X	X	RG	LG	RT	LG	LG	RT					
65	Rhaney, Demetrius	11	1	0	0	X	X	X	X	X	X	X	X	X	X	X					
59	Rivers, Gerald	0	0	0	0	O	O	O	O	O	PS	PS	PS	O	O	O					
47	Roberson, Marcus	11	2	0	0	X	LCB	X	X	X	X	X	X	X	X	LCB					
73	Robinson, Greg	11	11	0	0	LT	LT	LT	LT	LT	LT	LT	LT	LT	LT	LT					
76	Saffold, Rodger	5	5	0	0	RG	RG	RG	RG	RG	IR	IR	IR	IR	IR	IR					
97	Sims, Eugene	8	4	0	3	X	IA	IA	IA	X	X	RDE	RDE	RDE	RDE	RDE					
81	Toon, Nick	0	0	0	0	O	O	PS	PS	PS	PS	PS	PS	PS	PS	PS					
62	Trinca-Pasat, Louis	0	0	0	0	PS	PS	PS	PS	PS	PS	PS	PS	PS	PS	PS					
42	Watts, Trey	1	0	0	1	SUS	SUS	SUS	SUS	CEX	X	IA	SUS	SUS	SUS	SUS					
19	Welker, Wes	3	0	0	0	O	O	O	O	O	O	O	O	X	X	X					
51	Wells, Matthew	0	0	0	0	O	O	O	O	O	O	O	O	PS	PS	PS					
93	Westbrooks, Ethan	9	0	0	2	X	X	X	X	IA	X	X	X	X	X	IA					
35	White, Melvin	0	0	0	0	O	PS	PS	PS	PS	PS	PS	PS	PS	PS	PS					
69	Wichmann, Cody	7	2	0	4	X	IA	IA	X	IA	X	IA	X	X	RG	RG					
63	Williams, Darrell	5	0	0	4	IA	IA	X	IA	IA	X	X	X	X	IR	IR					
92	Worthington, Doug	0	0	0	3	PS	PS	PS	PS	PS	PS	IA	IA	IA	PS	PS					
4	Zuerlein, Greg	10	0	0	1	X	X	X	X	X	X	X	X	X	X	IA					

(Pos) - Starter; X - Reserve; DNP - Did Not Play; IA - Inactive; IR - Injured Reserve; PS - Practice Squad; O - Not on Roster; U - Unsigned; E - Roster Exemption; PUP - Physically Unable to Perform; GP - Games Played; GS - Started; D - Did Not Play; IA - Inactive; SUS - Reserve/Suspended; NFI - Non Football Injury List; CEX - Reserve/Commissioners Exempt; US - Reserve/Unsigned



HOW THE RAMS WERE BUILT

DRAFTEES (29)

FREE AGENTS (23)

TRADES/WAIVERS (4)

2015	RB Todd Gurley (1) T Rob Havenstein (2) OL Jamon Brown (3a) QB Sean Mannion (3b) T Andrew Donnal (4) OL Cody Wichmann (6b) LB Bryce Hager (7a)	LB Akeem Ayers (UFA-NE) DT Nick Fairley (UFA-DET) T Garrett Reynolds (UFA-DET) DE Matt Longacre (UDFA) LB Cameron Lynch (UDFA) WR Bradley Marquez (UDFA) WR Wes Welker (FA) C/G Brian Folkerts (FA) K Zach Hocker (FA)	QB Nick Foles (T-PHI) QB Case Keenum (T-HOU) C Eric Kush (W-HOU)
2014	OL Greg Robinson (1a) DT Aaron Donald (1b) DB Lamarcus Joyner (2) RB Tre Mason (3) S Maurice Alexander (4) CB E.J. Gaines (6a)* S Christian Bryant (7b) C Demetrius Rhaney (7d)	WR Kenny Britt (UFA-TEN) CB Marcus Roberson (UDFA) DT Ethan Westbrooks (UDFA)	S Mark Barron (T-TB)
2013	WR Tavon Austin (1a) LB Alec Ogletree (1b) S T.J. McDonald (3a)	LB Daren Bates (UDFA) TE Jared Cook (UFA-TEN) RB Benny Cunningham (UDFA) S Cody Davis (UDFA)	
2012	DT Michael Brockers (1) WR Brian Quick (2a) CB Janoris Jenkins (2b) CB Trumaine Johnson (3) K Greg Zuerlein (6)	TE Cory Harkey (UDFA) DE William Hayes (UFA-TEN) P Johnny Hekker (UDFA) S Rodney McLeod (UDFA) C Tim Barnes (FA)	
2011	DE Robert Quinn (1) TE Lance Kendricks (2)	LS Jake McQuaide (UDFA) RB Chase Reynolds (UDFA)	
2010	OL Rodger Saffold (2)* DE Eugene Sims (6b)		
2009	LB James Laurinaitis (2)		
2008	DE Chris Long (1)		

* denotes player on reserve list

**denotes player on PUP

FA - Free Agent; UFA - Unrestricted Free Agent; RFA - Restricted Free Agent; W - Waivers; T- Trade



MISCELLANEOUS STATS



2015 TEAM STATISTICS | ST. LOUIS RAMS

	SEA	@WAS	PIT	@ARI	@GB	CLE	SF	@MIN	CHI	@BAL	@CIN	ARI	DET	TB	@SEA	@SF
SCORING SUMMARY																
1st Qtr.	0	0	0	7	0	10	2	6	10	7	0					
2nd Qtr.	10	0	3	3	10	0	18	9	0	0	7					
3rd Qtr.	14	10	0	7	0	7	0	0	3	6	0					
4th Qtr.	7	0	3	7	0	7	7	3	0	0	0					
OT	3	0	0	0	0	0	0	0	0	0	0					
FIRST DOWNS																
T	19	11	12	13	17	16	16	18	12	13	19					
R	5	4	2	6	8	9	7	10	4	4	3					
PA	13	6	9	7	8	5	5	5	7	6	14					
PE	1	1	1	0	1	2	4	3	7	3	2					
TOTAL OFFENSE																
Yds	352	213	258	328	334	308	388	320	285	213	345					
R	76	67	71	164	191	158	197	160	94	82	94					
P	276	146	187	164	143	150	191	160	191	131	251					
Sacks (Yds.)	2(21)	1(4)	2(10)	1(7)	3(18)	2(13)	3(11)	1(8)	1(9)	1(5)	1(8)					
PASSING																
Att.	27	32	29	24	31	23	23	33	37	26	53					
Cmp.	18	17	19	16	12	15	14	18	17	12	36					
Int.	0	0	1	0	4	0	0	0	1	0	3					
INTs BY RAMS																
No.	1	0	1	1	2	0	0	1	0	2	1					
Yds.	15	0	0	0	29	0	0	0	0	29	0					
Lg.	15	0	0	0	29	0	0	0	0	14.5	0.0					
TD.	0	0	0	0	0	0	0	0	0	0	0					
PUNT																
No.	3	8	4	7	4	5	8	8	6	8	5					
Yds.	142	381	170	348	181	244	436	372	296	367	225					
Avg.	47.3	47.6	42.5	49.7	45.3	48.8	54.5	46.5	49.3	45.9	45.0					
PUNTS RETURNS																
No.	2	0	3	0	2	2	3	4	3	5	2					
Yds.	81	0	32	0	4	15	-1	27	16	12	9					
FC	0	0	1	0	0	2	1	6.8	1	2	1					
Lg.	75	0	20	0	6	11	2	12	10	10	9					
TD	1	0	0	0	0	0	0	0	0	0	0					
KO RETURNS																
No.	3	1	2	5	1	2	2	0	1	0	2					
Yds.	63	28	48	121	25	55	19	0	27	0	46					
Lg.	22	28.0	24.0	39	25	28	13	0	27	0	23					
TD.	0	0	0	0	0	0	0	0	0	0	0					
PENALTIES																
No.	4	9	7	7	8	9	12	12	8	6	7					
Yds.	30	80	47	66	40	75	93	87	57	35	45					
FUMBLES																
No.	3	2	0	1	1	1	1	0	1	5	0					
Lost	3	0	0	0	0	1	1	0	1	4	0					
SCORING																
TDs	4	1	0	3	1	3	3	1	1	2	1					
R	2	0	0	0	0	2	2	1	1	1	1					
P	1	1	0	3	1	0	1	0	0	1	0					
RT	1	0	0	0	0	1	0	0	0	0	0					
PAT (Made/Att)	4/4	1/1	0/0	3/3	1/1	3/3	2/2	0/0	1/1	1/2	1/1					
2 PT (Made/Att)	0/0	0/0	0/0	0/0	0/0	0/0	1/1	0/1	0/0	0/0	0/0					
FG (Made/Att)	2/2	1/1	2/2	1/1	1/4	1/3	1/2	4/5	2/2	0/1	0/0					

2015 TEAM STATISTICS | OPPONENTS

	SEA	@WAS	PIT	@ARI	@GB	CLE	SF	@MIN	CHI	@BAL	@CIN	ARI	DET	TB	@SEA	@SF
SCORING SUMMARY																
1st Qtr.	7	10	3	3	14	0	3	10	10	0	7					
2nd Qtr.	3	7	6	6	0	3	3	0	14	3	10					
3rd Qtr.	3	0	0	3	3	3	0	8	0	0	14					
4th Qtr.	18	7	3	10	7	0	0	0	13	13	0					
OT	0	0	0	0	0	0	0	3	0	0	0					
FIRST DOWNS																
T	21	19	17	26	14	19	11	21	17	16	19					
R	10	8	4	7	4	3	1	9	8	5	6					
PA	10	10	11	17	9	12	8	6	8	11	12					
PE	1	1	2	2	1	4	2	6	1	0	1					
TOTAL OFFENSE																
Yds	343	373	259	447	322	364	189	293	397	388	376					
R	124	182	62	113	86	82	38	145	153	96	140					
P	219	191	197	334	236	282	151	148	244	292	236					
Sacks (Yds.)	6(32)	2(12)	5(33)	4(18)	2(5)	4(15)	0(0)	1(11)	2(14)	1(7)	0(0)					
PASSING																
Att.	41	27	25	46	30	37	41	27	24	44	28					
Cmp.	32	23	30	29	19	30	20	15	19	27	21					
Int.	1	0	1	1	2	0	0	1	0	2	1					
INTs BY OPP.																
No.	0	0	1	0	4	0	0	0	1	0	3					
Yds.	0	0	20	0	50	0	0	0	39	0	29					
Lg.	0	0	20	0	48	0	0	0	39	0	19					
TD.	0	0	0	0	1	0	0	0	0	0	1					
PUNT																
No.	4	6	4	1	4	5	10	8	4	7	4					
Yds.	195	244	196	44	191	227	460	334	187	336	193					
Avg.	48.8	40.7	41.0	44.0	47.8	45.4	46.0	41.8	46.8	48.0	48.3					
PUNTS RETURNS																
No.	2	5	0	5	2	2	5	4	3	3	2					
Yds.	63	12	0	32	9	4	38	40	9	5	16					
FC	0	2	3	2	1	1	1	1	1	1	8.0					
Lg.	57	10	0	12	9	4	27	26	6	7	13					
TD	1	0	0	0	0	0	0	0	0	0	0					
KO RETURNS																
No.	2	1	1	1	0	1	2	4	2	2	0					
Yds.	56	23	22	19	0	21	49	96	31	58	0					
Lg.	28	23	22	19	0	21	24.5	42	19	29.0	0					
TD.	0	0	0	0	0	0	0	0	0	0	0					
PENALTIES																
No.	7	7	4	3	7	11	13	6	4	10	3					
Yds.	46	53	63	20	67	98	93	67	44	137	35					
FUMBLES																
No.	0	1	1	3	1	4	0	2	2	0	1					
Lost	0	1	0	2	1	4	0	0	2	0	0					
SCORING																
TDs	3	3	1	1	3	0	0	2	4	1	4					
R	0	2	1	0	0	0	0	2	1	0	0					
P	1	1	0	1	2	0	0	0	3	1	3					
RT	2	0	0	0	0	0	0	0	0	0	1					
PAT (Made/Att)	2/2	3/3	0/0	1/1	3/3	0/0	0	1/1	4/4	1/1	4/4					
2 PT (Made/Att)	1/1	0/0	0/1	0/0	0/0	0/0	0/0	1/1	0/0	0/0	0/0					
FG (Made/Att)	3/3	1/1	2/2	5/5	1/1	2/2	2/2	2/2	3/3	3/5	1/1					

2015 Ball Possession & Drive Chart

St. Louis Rams vs Cincinnati Bengals
11/29/2015 at Paul Brown Stadium

Ball Possession And Drive Chart

St. Louis Rams

#	Time Recd	Time Lost	Time Poss	How Ball Obtained	Drive Began	# Play	Yds Gain	Yds Pen	Net Yds	1st Down	Last Scrm	How Given Up
1	15:00	13:06	1:54	Kickoff	SL 20	3	6	0	6	0	SL 26	Punt
2	9:18	4:41	4:37	Kickoff	SL 20	9	34	-10	24	2	SL 44	Punt
3	3:15	1:59	1:16	Punt	CIN 48	3	1	0	1	0	CIN 47	Punt
4	10:10	8:29	1:41	Kickoff	SL 20	4	80	0	80	2	* CIN 5	Touchdown
5	3:27	0:31	2:56	Kickoff	SL 28	8	44	5	49	3	CIN 23	Interception
6	12:16	8:32	3:44	Interception	SL 23	6	12	0	12	1	SL 35	Punt
7	7:01	5:20	1:41	Kickoff	SL 11	3	-3	0	-3	0	SL 8	Interception
8	5:20	4:07	1:13	Kickoff	SL 20	3	8	0	8	0	SL 28	Punt
9	2:05	14:24	2:41	Punt	SL 5	7	36	15	51	3	CIN 44	Interception
10	13:04	9:57	3:07	Punt	SL 34	6	50	-10	40	2	CIN 26	Downs
11	6:25	3:02	3:23	Downs	SL 36	12	46	-5	41	4	* CIN 23	Downs
12	1:40	0:00	1:40	Punt	SL 33	7	31	0	31	2	CIN 39	End of Game

(302) Average SL 25

Cincinnati Bengals

#	Time Recd	Time Lost	Time Poss	How Ball Obtained	Drive Began	# Play	Yds Gain	Yds Pen	Net Yds	1st Down	Last Scrm	How Given Up
1	13:06	9:18	3:48	Punt	CIN 37	7	63	0	63	4	* SL 10	Touchdown
2	4:41	3:15	1:26	Punt	CIN 20	3	5	0	5	0	CIN 25	Punt
3	1:59	10:10	6:49	Punt	CIN 12	14	80	5	85	4	* SL 3	Field Goal
4	8:29	3:27	5:02	Kickoff	CIN 20	10	80	0	80	5	SL 22	Touchdown
5	0:31	0:00	0:31	Interception	CIN 15	1	-1	0	-1	0	CIN 15	End of Half
6	15:00	12:16	2:44	Kickoff	CIN 20	6	24	0	24	2	CIN 44	Interception
7	8:32	7:01	1:31	Punt	CIN 28	3	72	0	72	2	* SL 18	Touchdown
8	4:07	2:05	2:02	Punt	CIN 28	3	9	0	9	0	CIN 37	Punt
9	14:24	13:04	1:20	Interception	CIN 18	3	5	0	5	0	CIN 23	Punt
10	9:57	6:25	3:32	Downs	CIN 26	7	39	0	39	2	SL 36	Downs
11	3:02	1:40	1:22	Downs	CIN 23	3	7	0	7	0	CIN 30	Punt

(247) Average CIN 22

* inside opponent's 20

Time of Possession by Quarter

Visitor	1st	2nd	3rd	4th	OT	Total
St. Louis Rams	7:47	4:37	8:43	8:46		29:53
Home Cincinnati Bengals	7:13	10:23	6:17	6:14		30:07

Kickoff Drive No.-Start Average

Rams: 6 - SL 20 Bengals: 2 - CIN 20

2015 Ball Possession & Drive Chart

St. Louis Rams vs Baltimore Ravens
11/22/2015 at M&T Bank Stadium

Ball Possession And Drive Chart

St. Louis Rams

#	Time Recd	Time Lost	Time Poss	How Ball Obtained	Drive Began	# Play	Yds Gain	Yds Pen	Net Yds	1st Down	Last Scrm	How Given Up
1	15:00	11:50	3:10	Kickoff	SL 20	4	25	-5	20	1	SL 40	Punt
2	8:12	5:34	2:38	Punt	SL 15	5	13	-5	8	1	SL 23	Punt
3	3:45	2:05	1:40	Missed FG	SL 41	3	10	49	59	2	* BLT 1	Touchdown
4	0:05	11:07	3:58	Punt	SL 28	8	18	5	23	2	BLT 49	Punt
5	10:14	8:07	2:07	Punt	SL 43	3	7	0	7	0	BLT 50	Punt
6	6:27	5:29	0:58	Interception	BLT 42	3	1	0	1	0	BLT 41	Punt
7	11:09	10:00	1:09	Downs	SL 28	3	4	0	4	0	SL 32	Punt
8	9:37	9:01	0:36	Punt	SL 40	2	2	0	2	0	SL 47	Fumble
9	7:35	6:14	1:21	Interception	BLT 49	3	49	0	49	2	BLT 30	Touchdown
10	4:21	1:25	2:56	Punt	SL 13	5	7	5	12	1	SL 25	Punt
11	15:00	14:25	0:35	Punt	SL 30	2	12	0	12	1	SL 43	Fumble
12	11:11	9:01	2:10	Kickoff	SL 20	4	12	0	12	1	SL 32	Punt
13	5:12	1:41	3:31	Kickoff	SL 20	9	46	0	46	2	BLT 34	Missed FG
14	1:13	0:54	0:19	Missed FG	SL 41	3	-5	5	0	0	SL 46	Fumble

(448) Average SL 32

Baltimore Ravens

#	Time Recd	Time Lost	Time Poss	How Ball Obtained	Drive Began	# Play	Yds Gain	Yds Pen	Net Yds	1st Down	Last Scrm	How Given Up
1	11:50	8:12	3:38	Punt	BLT 2	7	47	-10	37	2	BLT 39	Punt
2	5:34	3:45	1:49	Punt	BLT 40	5	27	0	27	1	SL 33	Missed FG
3	2:05	0:05	2:00	Kickoff	BLT 28	3	9	-10	-1	0	BLT 27	Punt
4	11:07	10:14	0:53	Punt	BLT 19	3	6	0	6	0	BLT 25	Punt
5	8:07	6:27	1:40	Punt	BLT 16	3	21	-8	13	1	BLT 29	Interception
6	5:29	3:53	1:36	Punt	BLT 20	3	9	0	9	0	BLT 29	Punt
7	3:53	0:00	3:53	Muffed Punt	SL 31	7	19	5	24	1	* SL 7	Field Goal
8	15:00	11:09	3:51	Kickoff	BLT 20	9	62	-10	52	2	SL 33	Downs
9	10:00	9:37	0:23	Punt	BLT 12	3	0	0	0	0	BLT 12	Punt
10	9:01	7:35	1:26	Fumble	SL 42	3	13	0	13	1	SL 29	Interception
11	6:14	4:21	1:53	Kickoff	BLT 29	3	8	0	8	0	BLT 37	Punt
12	1:25	0:00	1:25	Punt	BLT 10	5	12	0	12	1	BLT 22	Punt
13	14:25	11:11	3:14	Fumble	SL 42	7	42	0	42	3	* SL 3	Touchdown
14	9:01	5:12	3:49	Punt	BLT 22	7	76	0	76	2	* SL 2	Field Goal
15	1:41	1:13	0:28	Missed FG	BLT 42	5	25	0	25	1	SL 33	Missed FG
16	0:54	0:00	0:54	Fumble	SL 41	5	12	0	12	1	SL 29	Field Goal

(504) Average BLT 32

* inside opponent's 20

Time of Possession by Quarter

	1st	2nd	3rd	4th	OT	Total
Visitor St. Louis Rams	7:33	6:58	6:02	6:35		27:08
Home Baltimore Ravens	7:27	8:02	8:58	8:25		32:52

Kickoff Drive No.-Start Average

Rams: 3 - SL 20 Ravens: 3 - BLT 26

2015 Ball Possession & Drive Chart

Chicago Bears vs St. Louis Rams
11/15/2015 at Edward Jones Dome

Ball Possession And Drive Chart

Chicago Bears

#	Time Recd	Time Lost	Time Poss	How Ball Obtained	Drive Began	# Play	Yds Gain	Yds Pen	Net Yds	1st Down	Last Scrm	How Given Up
1	12:01	11:10	0:51	Kickoff	CHI 14	2	86	0	86	1	CHI 13	Touchdown
2	5:09	1:01	4:08	Kickoff	CHI 12	7	30	0	30	2	CHI 42	Punt
3	0:55	0:03	0:52	Fumble	SL 19	4	2	0	2	0	* SL 17	Field Goal
4	14:02	6:56	7:06	Punt	CHI 35	12	63	2	65	5	* SL 2	Touchdown
5	5:52	5:00	0:52	Punt	CHI 14	2	86	0	86	1	CHI 17	Touchdown
6	3:39	1:48	1:51	Punt	CHI 19	3	1	-10	-9	0	CHI 10	Punt
7	0:42	0:00	0:42	Punt	CHI 14	2	-2	0	-2	0	CHI 13	End of Half
8	15:00	13:28	1:32	Kickoff	CHI 20	3	0	0	0	0	CHI 20	Punt
9	11:36	6:57	4:39	Punt	CHI 9	7	41	-5	36	2	CHI 45	Punt
10	2:41	11:24	6:17	Kickoff	CHI 20	12	61	0	61	4	* SL 19	Field Goal
11	10:15	8:05	2:10	Downs	SL 23	4	5	0	5	0	* SL 18	Field Goal
12	6:38	4:55	1:43	Downs	SL 24	5	24	0	24	2	* SL 6	Touchdown
13	4:02	2:23	1:39	Interception	SL 15	3	0	0	0	0	* SL 16	Fumble

(476) Average CHI 37

St. Louis Rams

#	Time Recd	Time Lost	Time Poss	How Ball Obtained	Drive Began	# Play	Yds Gain	Yds Pen	Net Yds	1st Down	Last Scrm	How Given Up
1	15:00	12:01	2:59	Kickoff	SL 20	7	80	0	80	4	* CHI 6	Touchdown
2	11:10	7:32	3:38	Kickoff	SL 20	6	14	0	14	1	SL 34	Punt
3	7:32	5:09	2:23	Fumble	CHI 17	4	19	-10	9	0	* CHI 8	Field Goal
4	1:01	0:55	0:06	Punt	SL 16	1	3	0	3	0	SL 16	Fumble
5	0:03	14:02	1:01	Kickoff	SL 20	3	2	-10	-8	0	SL 12	Punt
6	6:56	5:52	1:04	Kickoff	SL 20	3	11	-10	1	0	SL 21	Punt
7	5:00	3:39	1:21	Kickoff	SL 20	3	5	0	5	0	SL 25	Punt
8	1:48	0:42	1:06	Punt	SL 34	5	12	0	12	1	SL 46	Punt
9	13:28	11:36	1:52	Punt	SL 45	3	15	-10	5	0	50	Punt
10	6:57	2:41	4:16	Punt	SL 17	10	68	-5	63	2	CHI 20	Field Goal
11	11:24	10:15	1:09	Kickoff	SL 20	4	8	-5	3	0	SL 23	Downs
12	8:05	6:38	1:27	Kickoff	SL 20	4	4	0	4	0	SL 24	Downs
13	4:55	4:02	0:53	Kickoff	SL 20	3	16	15	31	2	CHI 49	Interception
14	2:23	0:00	2:23	Fumble	CHI 45	5	28	0	28	2	CHI 28	End of Game

(410) Average SL 29

* inside opponent's 20

Time of Possession by Quarter

	1st	2nd	3rd	4th	OT	Total
Visitor Chicago Bears	5:51	10:31	8:52	9:08		34:22
Home St. Louis Rams	9:09	4:29	6:08	5:52		25:38

Kickoff Drive No.-Start Average

Bears: 4 - CHI 16 Rams: 8 - SL 20

2015 Ball Possession & Drive Chart

St. Louis Rams vs Minnesota Vikings
11/8/2015 at TCF Bank Stadium

Ball Possession And Drive Chart

St. Louis Rams

#	Time Recd	Time Lost	Time Poss	How Ball Obtained	Drive Began	# Play	Yds Gain	Yds Pen	Net Yds	1st Down	Last Scrm	How Given Up
1	15:00	13:55	1:05	Kickoff	SL 20	3	1	0	1	0	SL 21	Punt
2	10:19	8:56	1:23	Kickoff	SL 20	4	15	0	15	1	SL 35	Punt
3	5:24	1:09	4:15	Kickoff	SL 20	8	80	0	80	3	* MIN 1	Touchdown
4	13:15	10:55	2:20	Punt	SL 35	6	22	0	22	1	MIN 43	Field Goal
5	9:10	3:23	5:47	Punt	SL 26	12	42	15	57	4	* MIN 17	Field Goal
6	1:45	0:00	1:45	Punt	SL 15	8	58	0	58	3	MIN 27	Field Goal
7	14:13	11:59	2:14	Interception	SL 20	3	0	-10	-10	0	SL 10	Punt
8	8:39	7:33	1:06	Kickoff	SL 20	3	7	0	7	0	SL 27	Punt
9	4:16	1:08	3:08	Punt	SL 20	4	4	15	19	1	SL 39	Punt
10	12:01	9:44	2:17	Punt	SL 27	5	36	-11	25	2	MIN 48	Punt
11	7:44	6:48	0:56	Punt	SL 20	3	7	0	7	0	SL 27	Punt
12	5:10	1:42	3:28	Punt	SL 35	8	35	0	35	2	MIN 30	Missed FG
13	1:14	0:12	1:02	Punt	SL 39	5	19	7	26	1	MIN 35	Field Goal
14	15:00	13:19	1:41	Kickoff	SL 20	3	-6	0	-6	0	SL 14	Punt

(337) Average SL 24

Minnesota Vikings

#	Time Recd	Time Lost	Time Poss	How Ball Obtained	Drive Began	# Play	Yds Gain	Yds Pen	Net Yds	1st Down	Last Scrm	How Given Up
1	13:55	10:19	3:36	Punt	SL 46	8	25	5	30	2	* SL 16	Field Goal
2	8:56	5:24	3:32	Punt	MIN 20	6	67	13	80	5	* SL 6	Touchdown
3	1:09	13:15	2:54	Kickoff	MIN 21	5	12	3	15	1	MIN 36	Punt
4	10:55	9:10	1:45	Kickoff	MIN 20	4	15	0	15	1	MIN 35	Punt
5	3:23	1:45	1:38	Kickoff	MIN 21	4	21	0	21	1	MIN 42	Punt
6	15:00	14:13	0:47	Kickoff	MIN 47	2	15	0	15	1	SL 38	Interception
7	11:59	8:39	3:20	Punt	MIN 40	6	60	0	60	3	* SL 6	Touchdown
8	7:33	4:16	3:17	Punt	MIN 28	5	11	-5	6	1	MIN 34	Punt
9	1:08	12:01	4:07	Punt	MIN 11	6	15	20	35	3	MIN 46	Punt
10	9:44	7:44	2:00	Punt	MIN 11	5	28	0	28	2	MIN 39	Punt
11	6:48	5:10	1:38	Punt	MIN 30	3	6	0	6	0	MIN 36	Punt
12	1:42	1:14	0:28	Missed FG	MIN 38	3	-10	0	-10	0	MIN 28	Punt
13	0:12	0:00	0:12	Kickoff	MIN 18	1	-1	0	-1	0	MIN 18	End of Half
14	13:19	9:20	3:59	Punt	MIN 49	7	29	0	29	1	SL 22	Field Goal

(408) Average MIN 29

* inside opponent's 20

Time of Possession by Quarter

	1st	2nd	3rd	4th	OT	Total
Visitor St. Louis Rams	6:43	9:52	6:28	7:43	1:41	32:27
Home Minnesota Vikings	8:17	5:08	8:32	7:17	3:59	33:13

Kickoff Drive No.-Start Average

Rams: 5 - SL 20 Vikings: 5 - MIN 25

2015 Ball Possession & Drive Chart

San Francisco 49ers vs St. Louis Rams
11/1/2015 at Edward Jones Dome

Ball Possession And Drive Chart

San Francisco 49ers

#	Time Recd	Time Lost	Time Poss	How Ball Obtained	Drive Began	# Play	Yds Gain	Yds Pen	Net Yds	1st Down	Last Scrm	How Given Up
1	15:00	10:29	4:31	Kickoff	SF 20	9	44	0	44	3	SL 36	Field Goal
2	9:12	7:45	1:27	Punt	SF 21	3	9	0	9	0	SF 30	Punt
3	5:32	4:24	1:08	Punt	SF 3	3	-3	0	-3	0	SF 1	Safety
4	3:01	2:38	0:23	Fumble	SL 47	3	0	-5	-5	0	SF 48	Punt
5	1:29	14:47	1:42	Punt	SF 11	3	3	0	3	0	SF 14	Punt
6	12:39	10:35	2:04	Punt	SF 32	4	-1	10	9	1	SF 41	Punt
7	10:25	9:05	1:20	Kickoff	SF 8	3	-1	0	-1	0	SF 7	Punt
8	6:52	1:53	4:59	Kickoff	SF 20	12	63	10	73	4	*SL 7	Field Goal
9	0:18	0:00	0:18	Kickoff	SF 22	1	-1	0	-1	0	SF 22	End of Half
10	13:06	11:53	1:13	Punt	SF 17	3	9	0	9	0	SF 26	Punt
11	7:42	6:11	1:31	Punt	SF 2	3	3	0	3	0	SF 5	Punt
12	1:14	14:13	2:01	Missed FG	SF 30	5	17	0	17	1	SF 47	Punt
13	12:32	10:09	2:23	Punt	SF 20	6	9	5	14	1	SF 34	Punt
14	8:34	6:28	2:06	Kickoff	SF 20	3	13	-5	8	0	SF 28	Punt
15	3:59	3:03	0:56	Punt	SL 49	6	25	0	25	1	SL 24	Downs

(330) Average SF 22

St. Louis Rams

#	Time Recd	Time Lost	Time Poss	How Ball Obtained	Drive Began	# Play	Yds Gain	Yds Pen	Net Yds	1st Down	Last Scrm	How Given Up
1	10:29	9:12	1:17	Kickoff	SL 20	3	6	0	6	0	SL 26	Punt
2	7:45	5:32	2:13	Punt	SL 18	5	11	5	16	1	SL 34	Punt
3	4:24	3:01	1:23	Kickoff	SL 38	3	32	0	32	1	50	Fumble
4	2:38	1:29	1:09	Punt	SL 30	3	4	0	4	0	SL 34	Punt
5	14:47	12:39	2:08	Punt	SL 34	4	10	-15	-5	0	SL 29	Punt
6	10:35	10:25	0:10	Punt	SL 29	1	71	0	71	1	SL 29	Touchdown
7	9:05	6:52	2:13	Punt	SF 39	6	19	0	19	1	SF 20	Field Goal
8	1:53	0:18	1:35	Kickoff	SL 20	7	72	8	80	5	*SF 2	Touchdown
9	15:00	13:06	1:54	Kickoff	SL 17	5	15	0	15	1	SL 32	Punt
10	11:53	7:42	4:11	Punt	SL 8	7	30	0	30	2	SL 38	Punt
11	6:11	1:14	4:57	Punt	SL 44	8	19	15	34	2	SF 22	Missed FG
12	14:13	12:32	1:41	Punt	SL 5	3	8	0	8	0	SL 13	Punt
13	10:09	8:34	1:35	Punt	SL 27	3	73	0	73	1	SL 34	Touchdown
14	6:28	3:59	2:29	Punt	SL 15	3	5	0	5	0	SL 20	Punt
15	3:03	0:00	3:03	Downs	SL 24	5	13	0	13	1	SL 38	End of Game

(390) Average SL 26

* inside opponent's 20

Time of Possession by Quarter		1st	2nd	3rd	4th	OT	Total
Visitor	San Francisco 49ers	8:58	8:54	3:58	6:12		28:02
Home	St. Louis Rams	6:02	6:06	11:02	8:48		31:58
Kickoff Drive No.-Start Average		49ers: 5 - SF 18			Rams: 4 - SL 24		

2015 Ball Possession & Drive Chart

Cleveland Browns vs St. Louis Rams
10/25/2015 at Edward Jones Dome

Ball Possession And Drive Chart

Cleveland Browns

#	Time Recd	Time Lost	Time Poss	How Ball Obtained	Drive Began	# Play	Yds Gain	Yds Pen	Net Yds	1st Down	Last Scrm	How Given Up
1	13:16	11:59	1:17	Punt	CLV 8	3	11	0	11	1	CLV 19	Fumble
2	11:59	9:15	2:44	Kickoff	CLV 20	5	5	0	5	1	CLV 32	Fumble
3	7:33	14:05	8:28	Kickoff	CLV 20	14	63	10	73	4	* SL 7	Field Goal
4	11:46	9:37	2:09	Punt	CLV 4	3	7	0	7	0	CLV 11	Punt
5	9:07	7:53	1:14	Punt	CLV 9	3	12	-9	3	0	CLV 12	Punt
6	4:22	0:58	3:24	Fumble	CLV 16	7	41	0	41	2	SL 43	Punt
7	0:04	0:00	0:04	Missed FG	SL 48	1	0	0	0	0	SL 48	End of Half
8	15:00	11:45	3:15	Kickoff	CLV 20	6	54	0	54	2	SL 26	Field Goal
9	8:32	4:09	4:23	Missed FG	CLV 25	5	57	-35	22	1	CLV 47	Punt
10	2:14	14:49	2:25	Kickoff	CLV 20	4	27	0	27	1	CLV 47	Punt
11	13:17	12:17	1:00	Punt	CLV 21	2	15	15	30	1	CLV 38	Fumble
12	8:11	5:17	2:54	Kickoff	CLV 13	8	40	10	50	5	SL 37	Fumble
13	3:26	1:10	2:16	Punt	CLV 45	6	32	-10	22	1	SL 38	Downs

(273) Average CLV 21

St. Louis Rams

#	Time Recd	Time Lost	Time Poss	How Ball Obtained	Drive Began	# Play	Yds Gain	Yds Pen	Net Yds	1st Down	Last Scrm	How Given Up
1	15:00	13:16	1:44	Kickoff	SL 33	3	-1	0	-1	0	SL 32	Punt
2	9:15	7:33	1:42	Fumble	CLV 25	4	4	0	4	0	CLV 21	Field Goal
3	14:05	11:46	2:19	Kickoff	SL 22	4	18	0	18	1	SL 40	Punt
4	9:37	9:07	0:30	Punt	SL 49	3	0	-5	-5	0	SL 44	Punt
5	7:53	4:22	3:31	Punt	SL 41	6	44	0	44	2	CLV 32	Fumble
6	0:58	0:04	0:54	Punt	SL 12	6	43	0	43	2	CLV 45	Missed FG
7	11:45	8:32	3:13	Kickoff	SL 20	8	63	0	63	3	* CLV 17	Missed FG
8	4:09	2:14	1:55	Punt	SL 12	4	62	26	88	4	* CLV 1	Touchdown
9	14:49	13:17	1:32	Punt	SL 20	3	5	0	5	0	SL 25	Punt
10	12:17	8:11	4:06	Fumble	SL 44	7	51	5	56	4	* CLV 16	Touchdown
11	5:17	3:26	1:51	Fumble	SL 33	4	21	-15	6	0	SL 39	Punt
12	1:10	0:00	1:10	Downs	SL 33	2	-2	0	-2	0	SL 32	End of Game

(394) Average SL 33

* inside opponent's 20

Time of Possession by Quarter

Visitor	Home	1st	2nd	3rd	4th	OT	Total
Cleveland Browns	St. Louis Rams	11:34	7:46	9:52	6:21		35:33
		3:26	7:14	5:08	8:39		24:27

Kickoff Drive No.-Start Average

Browns: 5 - CLV 19

Rams: 3 - SL 25

2015 Ball Possession & Drive Chart

St. Louis Rams vs Green Bay Packers
10/11/2015 at Lambeau Field

Ball Possession And Drive Chart

St. Louis Rams

#	Time Recd	Time Lost	Time Poss	How Ball Obtained	Drive Began	# Play	Yds Gain	Yds Pen	Net Yds	1st Down	Last Scrm	How Given Up
1	15:00	13:57	1:03	Kickoff	SL 20	3	2	0	2	0	SL 22	Punt
2	12:09	6:48	5:21	Kickoff	SL 25	10	35	-5	30	3	GB 45	Punt
3	4:07	3:19	0:48	Interception	SL 43	3	2	0	2	0	SL 45	Interception
4	1:36	0:53	0:43	Downs	SL 41	3	6	-5	1	0	SL 42	Interception
5	0:53	14:17	1:36	Kickoff	SL 20	3	3	-5	-2	0	SL 18	Punt
6	12:22	7:12	5:10	Punt	SL 20	9	48	32	80	5	* GB 5	Touchdown
7	4:03	1:40	2:23	Interception	GB 33	7	14	-5	9	1	* GB 24	Field Goal
8	12:41	10:24	2:17	Kickoff	SL 20	4	19	0	19	1	SL 39	Punt
9	8:26	4:15	4:11	Punt	SL 35	8	33	0	33	1	GB 32	Missed FG
10	3:35	0:48	2:47	Fumble	GB 41	6	6	0	6	1	GB 35	Missed FG
11	11:38	9:03	2:35	Punt	SL 20	5	73	0	73	2	* GB 7	Interception
12	7:32	3:23	4:09	Punt	SL 30	9	25	0	25	2	GB 45	Missed FG
13	1:03	0:23	0:40	Kickoff	SL 20	4	68	5	73	1	* GB 7	Interception

(420) Average SL 32

Green Bay Packers

#	Time Recd	Time Lost	Time Poss	How Ball Obtained	Drive Began	# Play	Yds Gain	Yds Pen	Net Yds	1st Down	Last Scrm	How Given Up
1	13:57	12:09	1:48	Punt	GB 44	6	51	5	56	2	SL 31	Touchdown
2	6:48	4:07	2:41	Punt	GB 20	6	33	5	38	2	SL 42	Interception
3	3:19	1:36	1:43	Interception	50	4	9	0	9	0	SL 41	Downs
4	14:17	12:22	1:55	Punt	GB 40	3	7	0	7	0	GB 47	Punt
5	7:12	4:03	3:09	Kickoff	GB 20	8	40	0	40	3	SL 40	Interception
6	1:40	0:00	1:40	Kickoff	GB 20	5	25	0	25	2	GB 42	End of Half
7	15:00	12:41	2:19	Kickoff	GB 25	4	75	0	75	2	GB 35	Touchdown
8	10:24	8:26	1:58	Punt	GB 10	3	11	-5	6	0	GB 16	Punt
9	4:15	3:35	0:40	Missed FG	GB 40	3	1	0	1	0	GB 43	Fumble
10	0:48	11:38	4:10	Missed FG	GB 43	7	33	-15	18	2	SL 39	Punt
11	9:03	7:32	1:31	Interception	GB 20	3	4	0	4	0	GB 24	Punt
12	3:23	1:03	2:20	Missed FG	SL 47	7	35	-5	30	1	* SL 17	Field Goal
13	0:23	0:00	0:23	Interception	GB 7	1	-2	0	-2	0	GB 7	End of Game

(392) Average GB 30

* inside opponent's 20

Time of Possession by Quarter

	1st	2nd	3rd	4th	OT	Total
Visitor St. Louis Rams	8:48	8:16	9:15	7:24		33:43
Home Green Bay Packers	6:12	6:44	5:45	7:36		26:17

Kickoff Drive No.-Start Average

Rams: 5 - SL 21 Packers: 3 - GB 22

2015 Ball Possession & Drive Chart

St. Louis Rams vs Arizona Cardinals
10/4/2015 at University of Phoenix Stadium

Ball Possession And Drive Chart

St. Louis Rams

#	Time Recd	Time Lost	Time Poss	How Ball Obtained	Drive Began	# Play	Yds Gain	Yds Pen	Net Yds	1st Down	Last Scrm	How Given Up
1	14:53	13:24	1:29	Fumble	ARZ 17	3	17	0	17	1	* ARZ 12	Touchdown
2	9:59	8:32	1:27	Punt	SL 23	3	1	0	1	0	SL 24	Punt
3	4:13	2:14	1:59	Kickoff	SL 8	3	-1	5	4	0	SL 12	Punt
4	10:45	8:56	1:49	Kickoff	SL 35	3	6	0	6	0	SL 41	Punt
5	6:50	3:16	3:34	Interception	SL 20	7	68	0	68	2	* ARZ 12	Field Goal
6	1:13	0:35	0:38	Kickoff	SL 15	3	7	0	7	0	SL 22	Punt
7	15:00	10:34	4:26	Kickoff	SL 20	8	35	-5	30	2	50	Punt
8	8:36	5:44	2:52	Fumble	SL 42	5	58	0	58	3	* ARZ 18	Touchdown
9	1:13	14:52	1:21	Kickoff	SL 12	3	1	-5	-4	0	SL 8	Punt
10	11:57	8:16	3:41	Kickoff	SL 20	6	85	-5	80	3	* ARZ 12	Touchdown
11	4:38	2:51	1:47	Kickoff	SL 14	3	6	0	6	0	SL 20	Punt
12	1:44	0:00	1:44	Downs	SL 44	5	47	0	47	2	* ARZ 8	End of Game

(336) Average SL 28

Arizona Cardinals

#	Time Recd	Time Lost	Time Poss	How Ball Obtained	Drive Began	# Play	Yds Gain	Yds Pen	Net Yds	1st Down	Last Scrm	How Given Up
1	15:00	14:53	0:07	Kickoff		0	0	0	0	0		Fumble
2	13:24	9:59	3:25	Kickoff	ARZ 20	6	18	-5	13	2	ARZ 33	Punt
3	8:32	4:13	4:19	Punt	ARZ 34	8	33	29	62	3	* SL 4	Field Goal
4	2:14	10:45	6:29	Punt	ARZ 40	13	51	0	51	4	* SL 9	Field Goal
5	8:56	6:50	2:06	Punt	ARZ 17	4	32	0	32	1	ARZ 49	Interception
6	3:16	1:13	2:03	Kickoff	ARZ 20	9	56	0	56	3	SL 24	Field Goal
7	0:35	0:00	0:35	Punt	ARZ 23	4	11	-10	1	1	ARZ 25	End of Half
8	10:34	8:36	1:58	Punt	ARZ 8	4	50	0	50	1	ARZ 38	Fumble
9	5:44	1:13	4:31	Kickoff	ARZ 20	9	55	5	60	4	* SL 20	Field Goal
10	14:52	11:57	2:55	Punt	ARZ 48	6	41	0	41	2	* SL 11	Field Goal
11	8:16	4:38	3:38	Kickoff	ARZ 20	8	80	0	80	4	* SL 23	Touchdown
12	2:51	1:44	1:07	Punt	ARZ 37	5	20	0	20	1	SL 43	Downs

(287) Average ARZ 26

* inside opponent's 20

Time of Possession by Quarter

	1st	2nd	3rd	4th	OT	Total
Visitor St. Louis Rams	4:55	6:01	8:31	7:20		26:47
Home Arizona Cardinals	10:05	8:59	6:29	7:40		33:13

Kickoff Drive No.-Start Average

Rams: 7 - SL 18 Cardinals: 4 - ARZ 20

2015 Ball Possession & Drive Chart

Pittsburgh Steelers vs St. Louis Rams
9/27/2015 at Edward Jones Dome

Ball Possession And Drive Chart

Pittsburgh Steelers

#	Time Recd	Time Lost	Time Poss	How Ball Obtained	Drive Began	# Play	Yds Gain	Yds Pen	Net Yds	1st Down	Last Scrm	How Given Up
1	15:00	7:18	7:42	Kickoff	PIT 20	13	77	0	77	4	* SL 3	Field Goal
2	4:03	13:00	6:03	Punt	PIT 8	12	85	7	92	7	* SL 1	Touchdown
3	8:15	6:52	1:23	Downs	PIT 48	2	1	-10	-9	0	PIT 39	Interception
4	2:05	0:00	2:05	Kickoff	PIT 18	5	24	-9	15	1	PIT 24	End of Half
5	10:35	4:31	6:04	Punt	PIT 20	10	15	5	20	3	PIT 40	Punt
6	1:05	13:35	2:30	Punt	PIT 18	4	9	0	9	1	PIT 27	Punt
7	11:30	9:44	1:46	Punt	PIT 29	3	8	0	8	0	PIT 37	Punt
8	5:38	3:02	2:36	Kickoff	PIT 25	4	34	-10	24	1	PIT 49	Punt
9	2:51	1:56	0:55	Interception	SL 31	4	8	0	8	0	SL 23	Field Goal
10	1:15	0:00	1:15	Downs	SL 39	2	-2	0	-2	0	SL 40	End of Game

(316) Average PIT 32

St. Louis Rams

#	Time Recd	Time Lost	Time Poss	How Ball Obtained	Drive Began	# Play	Yds Gain	Yds Pen	Net Yds	1st Down	Last Scrm	How Given Up
1	7:18	4:03	3:15	Kickoff	SL 20	6	28	0	28	1	SL 48	Punt
2	13:00	8:15	4:45	Kickoff	SL 20	8	32	0	32	2	PIT 48	Downs
3	6:52	2:05	4:47	Interception	SL 19	9	50	0	50	3	PIT 31	Field Goal
4	15:00	10:35	4:25	Kickoff	SL 18	8	40	0	40	2	PIT 42	Punt
5	4:31	1:05	3:26	Punt	SL 15	4	43	-10	33	1	SL 48	Punt
6	13:35	11:30	2:05	Punt	SL 12	3	9	0	9	0	SL 21	Punt
7	9:44	5:38	4:06	Punt	SL 29	7	38	24	62	2	* PIT 9	Field Goal
8	3:02	2:51	0:11	Punt	SL 17	1	0	0	0	0	SL 17	Interception
9	1:56	1:15	0:41	Kickoff	SL 21	5	18	0	18	1	SL 39	Downs

(171) Average SL 19

* inside opponent's 20

Time of Possession by Quarter

		1st	2nd	3rd	4th	OT	Total
Visitor	Pittsburgh Steelers	11:45	5:28	7:09	7:57		32:19
Home	St. Louis Rams	3:15	9:32	7:51	7:03		27:41

Kickoff Drive No.-Start Average

Steelers: 3 - PIT 21 Rams: 4 - SL 20

2015 Ball Possession & Drive Chart

St. Louis Rams vs Washington Redskins
9/20/2015 at FedExField

Ball Possession And Drive Chart

St. Louis Rams

#	Time Recd	Time Lost	Time Poss	How Ball Obtained	Drive Began	# Play	Yds Gain	Yds Pen	Net Yds	1st Down	Last Scrm	How Given Up
1	15:00	12:26	2:34	Kickoff	SL 20	4	13	0	13	1	SL 33	Punt
2	9:34	8:23	1:11	Punt	SL 11	4	15	0	15	1	SL 26	Punt
3	7:05	5:20	1:45	Kickoff	SL 20	3	5	0	5	0	SL 25	Punt
4	0:53	13:45	2:08	Kickoff	SL 20	3	3	5	8	0	SL 28	Punt
5	12:21	10:46	1:35	Punt	SL 36	3	9	-10	-1	0	SL 35	Punt
6	3:02	1:44	1:18	Kickoff	SL 20	4	13	0	13	1	SL 33	Punt
7	0:22	0:00	0:22	Punt	WAS 45	3	14	0	14	1	WAS 45	End of Half
8	12:48	9:33	3:15	Punt	SL 32	6	39	-5	34	2	WAS 34	Field Goal
9	7:55	7:01	0:54	Fumble	WAS 49	2	49	0	49	1	WAS 40	Touchdown
10	5:19	1:58	3:21	Punt	SL 34	3	16	-20	-4	1	SL 30	Punt
11	12:15	9:27	2:48	Punt	SL 20	4	16	0	16	1	SL 36	Punt
12	2:38	1:33	1:05	Kickoff	SL 20	8	21	0	21	2	SL 41	Downs

(339) Average SL 28

Washington Redskins

#	Time Recd	Time Lost	Time Poss	How Ball Obtained	Drive Began	# Play	Yds Gain	Yds Pen	Net Yds	1st Down	Last Scrm	How Given Up
1	12:26	9:34	2:52	Punt	WAS 28	4	21	0	21	1	WAS 49	Punt
2	8:23	7:05	1:18	Punt	WAS 28	3	72	0	72	2	SL 39	Touchdown
3	5:20	0:53	4:27	Punt	WAS 34	8	48	-10	38	2	SL 28	Field Goal
4	13:45	12:21	1:24	Punt	WAS 19	3	2	0	2	0	WAS 21	Punt
5	10:46	3:02	7:44	Punt	WAS 18	12	87	-5	82	6	* SL 4	Touchdown
6	1:44	0:22	1:22	Punt	WAS 18	3	9	0	9	0	WAS 27	Punt
7	15:00	12:48	2:12	Kickoff	WAS 20	3	0	-5	-5	0	WAS 15	Punt
8	9:33	7:55	1:38	Kickoff	WAS 20	5	25	0	25	1	WAS 41	Fumble
9	7:01	5:19	1:42	Kickoff	WAS 30	3	2	0	2	0	WAS 32	Punt
10	1:58	12:15	4:43	Punt	WAS 9	8	45	-10	35	2	WAS 44	Punt
11	9:27	2:38	6:49	Punt	WAS 23	12	57	20	77	5	* SL 3	Touchdown
12	1:33	0:00	1:33	Downs	SL 41	3	5	0	5	0	SL 34	End of Game

(306) Average WAS 26

* inside opponent's 20

Time of Possession by Quarter

	1st	2nd	3rd	4th	OT	Total
Visitor St. Louis Rams	6:23	4:30	7:30	3:53		22:16
Home Washington Redskins	8:37	10:30	7:30	11:07		37:44

Kickoff Drive No.-Start Average

Rams: 5 - SL 20 Redskins: 3 - WAS 23

2015 Ball Possession & Drive Chart

Seattle Seahawks vs St. Louis Rams
9/13/2015 at Edward Jones Dome

Ball Possession And Drive Chart

Seattle Seahawks

#	Time Recd	Time Lost	Time Poss	How Ball Obtained	Drive Began	# Play	Yds Gain	Yds Pen	Net Yds	1st Down	Last Scrm	How Given Up
1	15:00	6:51	8:09	Kickoff	SEA 20	12	45	-5	40	3	SL 40	Punt
2	14:55	11:10	3:45	Kickoff	SEA 19	5	9	10	19	1	SEA 38	Interception
3	7:31	2:56	4:35	Kickoff	SEA 31	8	20	0	20	2	SL 49	Punt
4	1:49	0:00	1:49	Punt	SEA 35	10	58	0	58	3	* SL 7	Field Goal
5	13:18	9:40	3:38	Fumble	SL 39	7	30	0	30	1	* SL 9	Field Goal
6	6:10	4:30	1:40	Kickoff	SEA 20	3	-2	0	-2	0	SEA 18	Punt
7	4:30	2:55	1:35	Kickoff	SEA 20	3	6	0	6	0	SEA 26	Punt
8	1:12	12:04	4:08	Punt	SEA 37	12	73	-10	63	4	* SL 7	Touchdown
9	8:56	4:46	4:10	Fumble	SEA 25	10	58	0	58	4	* SL 17	Field Goal
10	0:53	0:00	0:53	Kickoff	SEA 20	5	9	0	9	1	SEA 30	End of Half
11	12:06	9:00	3:06	Kickoff	SEA 20	7	37	0	37	2	SL 42	Downs

(308) Average SEA 28

St. Louis Rams

#	Time Recd	Time Lost	Time Poss	How Ball Obtained	Drive Began	# Play	Yds Gain	Yds Pen	Net Yds	1st Down	Last Scrm	How Given Up
1	6:51	4:31	2:20	Punt	SL 12	3	-10	0	-10	0	SL 2	Punt
2	4:31	14:55	4:36	Kickoff	SL 20	9	80	0	80	5	* SEA 16	Touchdown
3	11:10	7:31	3:39	Interception	SEA 26	6	16	-5	11	1	* SEA 15	Field Goal
4	2:56	1:49	1:07	Punt	SL 25	3	5	0	5	0	SL 30	Punt
5	15:00	13:18	1:42	Kickoff	SL 16	3	23	0	23	1	SL 43	Fumble
6	9:40	6:10	3:30	Kickoff	SL 20	6	64	16	80	5	* SEA 1	Touchdown
7	2:55	1:12	1:43	Punt	SL 11	3	6	0	6	0	SL 17	Punt
8	12:04	8:56	3:08	Kickoff	SL 19	5	57	0	57	2	SEA 28	Fumble
9	4:46	4:39	0:07	Kickoff	SL 20	1	-12	0	-12	0	SL 20	Fumble
10	4:39	0:53	3:46	Kickoff	SL 16	12	89	-5	84	4	SEA 37	Touchdown
11	15:00	12:06	2:54	Kickoff	SEA 49	6	30	0	30	1	* SEA 19	Field Goal

(284) Average SL 26

* inside opponent's 20

Time of Possession by Quarter

	1st	2nd	3rd	4th	OT	Total
Visitor Seattle Seahawks	8:09	10:09	8:05	7:59	3:06	37:28
Home St. Louis Rams	6:51	4:51	6:55	7:01	2:54	28:32

Kickoff Drive No.-Start Average

Seahawks: 7 - SEA 21

Rams: 6 - SL 18

2015 ST. LOUIS RAMS SCORING DRIVES

<u>Opponent</u>	<u>Qtr</u>	<u>Time Rem.</u>	<u>Plays</u>	<u>Net Yards</u>	<u>Poss.</u>	<u>How Acquired</u>	<u>Scoring Play</u>
vs. Seattle	2	14:55	9	80	4:36	Kickoff	T. Austin 16 yd. Touchdown Run
vs. Seattle	2	7:31	6	11	3:39	Interception	G. Zuerlein 33 yd. Field Goal
vs. Seattle	3	6:10	6	80	3:30	Kickoff	N. Foles 1 yd. Touchdown Run
vs. Seattle	3	4:30	0	75	0:00	Punt	T. Austin 75 yd. Punt Return
vs. Seattle	4	0:53	12	84	3:46	Kickoff	L. Kendricks 37 yd. pass from N. Foles
vs. Seattle	5	12:06	6	30	2:54	Kickoff	G. Zuerlein 37 yd. Field Goal
@ Washington	3	9:33	6	34	3:15	Punt	G. Zuerlein 52 yd. Field Goal
@ Washington	3	7:01	2	49	0:54	Fumble	K. Britt 40 yd. pass from N. Foles
vs. Pittsburgh	2	2:05	9	50	4:47	Interception	G. Zuerlein 49 yd. Field Goal
vs. Pittsburgh	4	5:38	7	62	4:06	Punt	G. Zuerlein 27 yd. Field Goal
@ Arizona	1	13:24	3	17	1:29	Fumble	T. Austin 12 yd. pass from N. Foles
@ Arizona	2	3:16	7	68	3:34	Interception	G. Zuerlein 30 yd. Field Goal
@ Arizona	3	5:44	5	58	2:52	Fumble	S. Bailey 18 yd. pass from N. Foles
@ Arizona	4	8:16	6	80	3:41	Kickoff	T. Austin 12 yd. pass from N. Foles
@ Green Bay	2	7:12	9	80	5:10	Punt	T. Austin 5 yd. pass from N. Foles
@ Green Bay	2	1:40	7	9	2:23	Interception	G. Zuerlein 42 yd. Field Goal
vs. Cleveland	1	13:16	0	0	1:44	Kickoff	R. McLeod 20 yd. Fumble Return
vs. Cleveland	1	7:33	4	4	1:42	Fumble	G. Zuerlein 39 yd. Field Goal
vs. Cleveland	3	2:14	4	88	1:55	Punt	T. Gurley 1 yd. Touchdown Run
vs. Cleveland	4	8:11	7	56	4:06	Fumble	T. Gurley 16 yd. Touchdown Run
vs. San Francisco	1	3:01	0	0	1:23	Kickoff	M. Davis tackled in end zone by J. Laurinaitis for a Safety
vs. San Francisco	2	10:25	1	71	0:10	Punt	T. Gurley 71 yd. Touchdown Run
vs. San Francisco	2	6:52	6	19	2:13	Punt	G. Zuerlein 38 yd. Field Goal
vs. San Francisco	2	0:18	7	80	1:35	Kickoff	T. Austin 2 yd. Touchdown Run
vs. San Francisco	4	8:34	3	73	1:35	Punt	T. Austin 66 yd. pass from N. Foles
@ Minnesota	1	1:09	8	80	4:15	Kickoff	T. Gurley 1 yd. Touchdown Run
@ Minnesota	2	10:55	6	22	2:20	Punt	G. Zuerlein 61 yd. Field Goal
@ Minnesota	2	3:23	12	57	5:47	Punt	G. Zuerlein 35 yd. Field Goal
@ Minnesota	2	0:00	8	58	1:45	Punt	G. Zuerlein 45 yd. Field Goal
@ Minnesota	4	0:12	5	26	1:02	Punt	G. Zuerlein 53 yd. Field Goal
vs. Chicago	1	12:01	7	80	2:59	Kickoff	T. Gurley 6 yd. Touchdown Run
vs. Chicago	1	5:09	4	9	2:23	Fumble	G. Zuerlein 26 yd. Field Goal
vs. Chicago	3	2:41	10	63	4:16	Punt	G. Zuerlein 38 yd. Field Goal
@ Baltimore	1	2:05	3	59	1:40	Missed FG	T. Gurley 1 yd. Touchdown Run
@ Baltimore	3	6:14	3	49	1:21	Interception	L. Kendricks 30 yd. pass from C. Keenum
@ Cincinnati	2	8:29	4	80	1:41	Kickoff	T. Austin 5 yd. Touchdown Run

2015 ST. LOUIS RAMS KICKOFF ANALYSIS

Opponent	No.	No. in EZ	TB	Opp. Ret.	Ret. Yds.	Ret. Avg.	Squib	Out of Bounds	Onside Rec/Att
vs. Seattle	7	7	5	2	56	28.0	0	0	0/0
at Washington	3	2	2	1	23	23.0	0	0	0/0
vs. Pittsburgh	3	3	2	1	22	22.0	0	0	0/0
at Arizona	5	5	4	1	19	19.0	0	0	0/0
at Green Bay	3	3	3	0	0	0.0	0	0	0/0
vs. Cleveland	5	5	4	1	21	21.0	0	0	0/0
vs. San Francisco	5	5	3	2	49	24.5	0	0	0/0
at Minnesota	5	2	1	4	96	24.0	0	0	0/0
vs. Chicago	4	4	2	2	31	15.5	0	0	0/0
at Baltimore	3	3	1	2	58	29.0	0	0	0/0
at Cincinnati	2	2	2	0	0	0.0	0	0	0/0
vs. Arizona									
vs. Detroit									
vs. Tampa Bay									
at Seattle									
at San Francisco									
TOTAL	45	40	29	16	375	23.4	0	0	0/0

2015 RAMS WEEKLY TEAM RANKINGS

	NFL RANKINGS						NFC RANKINGS					
	OFFENSE			DEFENSE			OFFENSE			DEFENSE		
	Overall	Rush	Pass	Overall	Rush	Pass	Overall	Rush	Pass	Overall	Rush	Pass
Week 1	13/352.0	23/76.0	10/276.0	18/343.0	23T/124.0	18/219.0	8/352.0	12/76.0	6/276.0	7/343.0	12T/124.0	9/219.0
Week 2	31/282.5	27/71.5	22T/211.0	18/358.0	30/153.0	10/205.0	16/282.5	14/71.5	12/211.0	8/358.0	15/153.0	6/205.0
Week 3	32/274.3	29/71.3	29/203.0	9T/325.0	25/122.7	7T/202.3	16/274.3	14/71.3	13/203.0	6/325.0	12/122.7	3T/202.3
Week 4	32/287.8	23/94.5	28/193.3	16/355.5	26/120.3	14/235.3	16/287.8	12/94.5	12/193.3	9/355.5	13/120.3	8/235.3
Week 5	32/297.0	16/113.8	30/183.2	14/348.8	21/113.4	15/235.4	16/297.0	11/113.8	14/183.2	8/348.8	10/113.4	8/235.4
Week 6	32/297.0	13/113.8	31/183.2	10/348.8	21/113.4	10/235.4	16/297.0	9/113.8	15/183.2	7/348.8	10/113.4	6/235.4
Week 7	31/298.8	13/121.2	32/177.7	12/351.3	14/108.2	17/243.2	15/298.8	9/121.2	16/177.7	8/351.3	6/108.2	10/243.2
Week 8	30/311.6	3/132.0	32/179.6	6/328.1	9/98.1	10/230.0	15/311.6	3/132.0	16/179.6	3/328.1	3/98.1	6/230.0
Week 9	31/312.6	4/135.5	32/177.1	5/323.8	13/104.0	4/219.8	15/312.6	3/135.5	16/177.1	3/323.8	4/104.0	2/219.8
Week 10	31/309.6	5/130.9	32/178.7	6/331.9	17/109.4	5T/222.4	15/309.6	4/130.9	16/178.7	3/331.9	8/109.4	3/222.4
Week 11	31/299.9	7/126.0	32/173.9	12/337.5	16/108.1	9/229.4	15/299.9	5/126.0	16/173.9	7/337.5	7/108.1	6/229.4
Week 12	31/304.0	7/123.1	32/180.9	13/341.0	21/111.0	8/230.0	15/304.0	5/123.1	16/180.9	8/341.0	9/111.0	5/230.0
Week 13												
Week 14												
Week 15												
Week 16												
Week 17												

2015 TURNOVER BREAKDOWN

OPPONENT	TAKEAWAYS			GIVEAWAYS			MARGIN	RESULT
	FUMBLES	INT	TOTAL	FUMBLES	INT	TOTAL		
vs. SEA	0	1	1	3	0	3	-2	W, 34-31 (OT)
@WAS	1	0	1	0	0	0	+1	L, 24-10
vs. PIT	0	1	1	0	1	1	0	L, 12-6
@ARI	2	1	3	0	0	0	+3	W, 24-22
@GB	1	2	3	0	4	4	-1	L, 24-10
vs. CLE	4	0	4	1	0	1	+3	W, 24-6
vs. SF	0	0	0	1	0	1	-1	W, 27-6
@MIN	0	1	1	0	0	0	+1	L, 21-18 (OT)
vs. CHI	2	0	2	1	1	2	0	L, 37-13
@BAL	0	2	2	4	0	4	-2	L, 16-13
@CIN	0	1	1	0	3	3	-2	L, 31-7
vs. ARI								
vs. DET								
vs. TB								
@SEA								
@SF								
TOTALS	10	9	19	10	9	19	EVEN	
	TAKEAWAYS			POINTS OFF TAKEAWAYS				
	FUMBLES	INT	TOTAL	TDS	FGs	TOTAL	SCORE %	POINTS
RAMS	10	9	19	6	6	12	63%	59
OPPONENTS	10	9	19	4	6	10	53%	46

2015 TEAM HIGHS & LOWS

ST. LOUIS RAMS	HIGH	GAME	LOWS	GAME
Points	34	Week 1 vs. Seattle	6	Week 3 vs. Pittsburgh
Points in a Half	20	Week 8 vs. San Francisco	0	(last) Week 5 @ Green Bay
First Downs	19	(last) Week 12 @ Cincinnati	11	Week 2 @ Washington
Rushing Attempts	41	Week 8 vs. San Francisco	13	Week 2 @ Washington
Rushing Yards	197	Week 8 vs. San Francisco	67	Week 2 @ Washington
Passing Attempts	53	Week 12 @ Cincinnati	23	(last) Week 8 vs. San Francisco
Pass Completions	36	Week 12 @ Cincinnati	12	Week 11 @ Baltimore
Passing Yards	297	Week 1 vs. Seattle	136	Week 11 @ Baltimore
Total Plays	71	Week 12 @ Cincinnati	46	Week 2 @ Washington
Total net Yards	388	Week 8 vs. San Francisco	213	(last) Week 11 @ Baltimore
Time of Possession	33:43	Week 5 @ Green Bay	22:16	Week 2 @ Washington
Interceptions	3	Week 12 @ Cincinnati	0	(last) Week 8 vs. San Francisco
Sacks	6	Week 1 vs. Seattle	0	Week 12 @ Cincinnati
Penalties	12	(last) Week 9 @ Minnesota	4	Week 1 vs. Seattle
Yards Penalized	93	Week 8 vs. San Francisco	30	Week 1 vs. Seattle

OPPONENTS	HIGH	GAME	LOWS	GAME
Points	37	Week 10 vs. Chicago	6	(last) Week 8 vs. San Francisco
Points in a Half	24	Week 10 vs. Chicago	3	(last) Week 11 @ Baltimore
First Downs	26	Week 4 @ Arizona	11	Week 8 vs. San Francisco
Rushing Attempts	37	(last) Week 10 vs. Chicago	21	(last) Week 8 vs. San Francisco
Rushing Yards	182	Week 2 vs. Washington	38	Week 8 vs. San Francisco
Passing Attempts	46	Week 4 @ Arizona	24	Week 10 vs. Chicago
Pass Completions	32	Week 1 vs. Seattle	15	Week 9 @ Minnesota
Passing Yards	352	Week 4 @ Arizona	159	Week 9 @ Minnesota
Total Plays	79	Week 1 vs. Seattle	57	Week 3 vs. Pittsburgh
Total net Yards	447	Week 4 @ Arizona	189	Week 8 vs. San Francisco
Time of Possession	37:44	Week 2 @ Washington	26:17	Week 5 @ Green Bay
Interceptions	4	Week 5 @ Green Bay	0	(last) Week 11 @ Baltimore
Sacks	3	Week 5 @ Green Bay	0	(last) Week 8 vs. San Francisco
Penalties	13	Week 8 vs. San Francisco	3	Week 4 @ Arizona
Yards Penalized	137	Week 11 @ Baltimore	20	Week 4 @ Arizona

2015 RAMS BESTS

RUSHING ATTEMPTS

	NO.	OPPONENT
T. Gurley	30	Week 5 at GB
T. Gurley	25	Week 11 at Bal
T. Gurley	24	Week 9 at Min
T. Gurley	20	Week 8 vs. SF
T. Gurley	19	Week 7 vs. Cle
T. Gurley	19	Week 4 at Ari
B. Cunningham	16	Week 1 vs. Sea
T. Mason	15	Week 8 vs. SF

RUSHING YARDS

	YDS.	OPPONENT
T. Gurley	159	Week 5 at GB
T. Gurley	146	Week 4 at Ari
T. Gurley	133	Week 8 vs. SF
T. Gurley	128	Week 7 vs. Cle
T. Gurley	89	Week 9 at Min
T. Gurley	66	Week 11 at Bal
T. Austin	66	Week 9 at Min
T. Austin	63	Week 12 at Cin
T. Mason	46	Week 8 vs. SF
T. Gurley	45	Week 10 vs. Chi
B. Cunningham	45	Week 1 vs. Sea

YARDS PER CARRY (MIN. 10 ATT.)

	YDS.	OPPONENT
T. Gurley	7.7	Week 4 at Ari
T. Gurley	6.7	Week 8 vs. SF
T. Gurley	6.7	Week 7 vs. Cle
T. Gurley	5.3	Week 5 at GB
T. Gurley	3.8	Week 10 vs. Chi
T. Gurley	3.7	Week 9 at Min
T. Mason	3.1	Week 8 vs. SF
B. Cunningham	2.8	Week 1 vs. Sea

LONGEST RUSH

	YDS.	OPPONENT
T. Gurley	71t	Week 8 vs. SF
T. Austin	60	Week 12 at Cin
T. Gurley	55	Week 5 at GB
T. Gurley	52	Week 4 at Ari
T. Gurley	48	Week 7 vs. Cle
T. Gurley	30	Week 4 at Ari
C. Givens	24	Week 3 vs. Pit
T. Gurley	23	Week 4 at Ari
T. Austin	22	Week 9 at Min
T. Austin	21	Week 7 vs. Cle
T. Gurley	20	Week 4 at Ari

PASS ATTEMPTS

	NO.	OPPONENT
N. Foles	46	Week 12 at Cin
N. Foles	36	Week 10 vs. Chi
N. Foles	33	Week 9 at Min
N. Foles	32	Week 2 at Was
N. Foles	28	Week 3 vs. Pit
N. Foles	27	Week 1 vs. Sea
C. Keenum	26	Week 11 at Bal
N. Foles	24	Week 4 at Ari

PASS COMPLETIONS

	NO.	OPPONENT
N. Foles	30	Week 12 at Cin
N. Foles	19	Week 3 vs. Pit
N. Foles	18	Week 9 at Min
N. Foles	18	Week 1 vs. Sea
N. Foles	17	Week 2 at Was
N. Foles	17	Week 10 vs. Chi

PASSING YARDS

	YDS.	OPPONENT
N. Foles	297	Week 1 vs. Sea
N. Foles	228	Week 12 at Cin
N. Foles	200	Week 10 vs. Chi
N. Foles	197	Week 3 vs. Pit
N. Foles	191	Week 8 vs. SF
N. Foles	171	Week 4 at Ari

RECEPTIONS

	NO.	OPPONENT
K. Britt	7	Week 3 vs. Pit
T. Mason	7	Week 12 at Cin
K. Britt	6	Week 12 at Cin
T. Austin	6	Week 12 at Cin
T. Austin	6	Week 4 at Ari
T. Austin	5	Week 3 vs. Pit
J. Cook	5	Week 2 at Was
J. Cook	5	Week 1 vs. Sea
J. Cook	4	Week 12 at Cin
J. Cook	4	Week 11 at Bal
T. Austin	4	Week 9 at Min
T. Austin	4	Week 7 vs. Cle
T. Gurley	4	Week 7 vs. Cle
B. Cunningham	4	Week 2 at Was
B. Cunningham	4	Week 1 vs. Sea
T. Austin	4	Week 8 vs. SF

RECEIVING YARDS

	YDS.	OPPONENT
K. Britt	102	Week 3 vs. Pit
T. Austin	98	Week 8 vs. SF
T. Austin	96	Week 4 at Ari
K. Britt	87	Week 9 at Min
J. Cook	85	Week 1 vs. Sea
B. Cunningham	77	Week 1 vs. Sea
S. Bailey	73	Week 5 at GB
K. Britt	63	Week 12 at Cin
J. Cook	58	Week 12 at Cin
S. Bailey	58	Week 1 vs. Sea
J. Cook	57	Week 8 vs. SF
J. Cook	47	Week 2 at Was
T. Gurley	44	Week 10 vs. Chi
K. Britt	44	Week 2 at Was
L. Kendricks	43	Week 11 at Bal
T. Austin	43	Week 7 vs. Cle
L. Kendricks	42	Week 1 vs. Sea

LONGEST RECEPTION

	YDS.	OPPONENT
S. Bailey	68	Week 5 at GB
T. Austin	66t	Week 8 vs. SF
K. Britt	55	Week 9 at Min
J. Cook	49	Week 8 vs. SF
T. Austin	47	Week 4 at Ari
B. Cunningham	42	Week 1 vs. Sea
K. Britt	41	Week 7 vs. Cle
K. Britt	40t	Week 2 at Was
L. Kendricks	37t	Week 1 vs. Sea
B. Quick	37	Week 10 vs. Chi
T. Gurley	31	Week 10 vs. Chi
J. Cook	30	Week 1 vs. Sea
L. Kendricks	30t	Week 11 at Bal
J. Cook	29	Week 10 vs. Chi
S. Bailey	29	Week 1 vs. Sea
K. Britt	26	Week 3 vs. Pit
J. Cook	25	Week 12 at Cin

FIELD GOALS

	NO.	OPPONENT
G. Zuerlein	4	Week 9 at Min
G. Zuerlein	2	Week 10 vs. Chi
G. Zuerlein	2	Week 3 vs. Pit
G. Zuerlein	2	Week 1 vs. Sea
G. Zuerlein	1	Week 8 vs. SF
G. Zuerlein	1	Week 7 vs. Cle
G. Zuerlein	1	Week 2 at Was
G. Zuerlein	1	Week 5 at GB
G. Zuerlein	1	Week 4 at Ari

LONGEST FIELD GOAL

	YDS.	OPPONENT
G. Zuerlein	61	Week 9 at Min
G. Zuerlein	53	Week 9 at Min
G. Zuerlein	52	Week 2 at Was
G. Zuerlein	49	Week 3 vs. Pit
G. Zuerlein	45	Week 9 at Min
G. Zuerlein	42	Week 5 at GB
G. Zuerlein	39	Week 7 vs. Cle
G. Zuerlein	38	Week 10 vs. Chi
G. Zuerlein	38	Week 8 vs. SF
G. Zuerlein	37	Week 1 vs. Sea

MOST KICKOFF RETURNS

	NO.	OPPONENT
B. Cunningham	5	Week 4 at Ari
I. Pead	3	Week 1 vs. Sea
B. Cunningham	2	Week 3 vs. Pit
B. Cunningham	2	Week 12 at Cin

LONGEST KICKOFF RETURN

	YDS.	OPPONENT
B. Cunningham	39	Week 4 at Ari
S. Bailey	28	Week 7 vs. Cle
B. Cunningham	28	Week 2 at Was
B.I Cunningham	27	Week 10 vs. Chi
B. Cunningham	26	Week 3 vs. Pit
B. Cunningham	25	Week 5 at GB

MOST PUNT RETURNS

	NO.	OPPONENT
T. Austin	4	Week 11 at Bal
T. Austin	4	Week 9 at Min
T. Austin	3	Week 10 vs. Chi
T. Austin	3	Week 8 vs. SF
T. Austin	3	Week 3 vs. Pit

LONGEST PUNT RETURN

	YDS.	OPPONENT
T. Austin	75t	Week 1 vs. Sea
T. Austin	20	Week 3 vs. Pit

2015 OPPONENTS BESTS

RUSHING ATTEMPTS

	NO.	OPPONENT
A. Peterson	29	Week 9 at Min
J. Allen	22	Week 11 at Bal
J. Langford	20	Week 10 vs. Chi
L. Bell	19	Week 3 vs. Pit
M. Jones	19	Week 2 at Was
A. Morris	18	Week 2 at Was
M. Lynch	18	Week 1 vs. Sea
C. Johnson	16	Week 4 at Ari
J. Hill	16	Week 12 at Cin
K. Carey	14	Week 10 vs. Chi
E. Lacy	13	Week 5 at GB

RUSHING YARDS

	YDS.	OPPONENT
A. Peterson	125	Week 9 at Min
M. Jones	123	Week 2 at Was
J. Hill	86	Week 12 at Cin
C. Johnson	83	Week 4 at Ari
J. Langford	73	Week 10 vs. Chi
M. Lynch	73	Week 1 vs. Sea
J. Allen	67	Week 11 at Bal
L. Bell	62	Week 3 vs. Pit
A. Morris	59	Week 2 at Was
K. Carey	56	Week 10 vs. Chi

YARDS PER CARRY (MIN. 10 ATT.)

	YDS.	OPPONENT
M. Jones	6.5	Week 2 at Was
J. Hill	5.4	Week 12 at Cin
C. Johnson	5.2	Week 4 at Ari
A. Peterson	4.3	Week 9 at Min
M. Lynch	4.1	Week 1 vs. Sea
K. Carey	4.0	Week 10 vs. Chi
J. Langford	3.7	Week 10 vs. Chi

LONGEST RUSH

	YDS.	OPPONENT
M. Jones	39	Week 2 at Was
A. Morris	35	Week 2 at Was
M. Jones	30	Week 12 at Cin
J. Cutler	26	Week 10 vs. Chi
M. Lynch	24	Week 1 vs. Sea
J. Langford	23	Week 10 vs. Chi
L. Bell	23	Week 3 vs. Pit
R. Turbin	22	Week 7 vs. Cle

PASS ATTEMPTS

	NO.	OPPONENT
C. Palmer	46	Week 4 at Ari
J. Flacco	44	Week 11 at Bal
R. Wilson	41	Week 1 vs. Sea
J. McCown	32	Week 7 vs. Cle
A. Rodgers	30	Week 5 at GB
K. Cousins	27	Week 2 at Was
B. Roethlisberger	24	Week 3 vs. Pit
J. Cutler	24	Week 10 vs. Chi

PASS COMPLETIONS

	NO.	OPPONENT
R. Wilson	32	Week 1 vs. Sea
C. Palmer	29	Week 4 at Ari
J. Flacco	27	Week 11 at Bal
J. McCown	26	Week 7 vs. Cle
K. Cousins	23	Week 2 at Was
B. Roethlisberger	20	Week 3 vs. Pit
A. Rodgers	19	Week 5 at GB
J. Cutler	19	Week 10 vs. Chi

PASSING YARDS

	YDS.	OPPONENT
C. Palmer	352	Week 4 at Ari
J. Flacco	299	Week 11 at Bal
J. McCown	270	Week 7 vs. Cle
J. Cutler	258	Week 10 vs. Chi
R. Wilson	251	Week 1 vs. Sea
A. Rodgers	241	Week 5 at GB
K. Cousins	203	Week 2 at Was

RECEPTIONS

	NO.	OPPONENT
A. Brown	11	Week 3 vs. Pit
J. Kearse	8	Week 1 vs. Sea
J. Langford	7	Week 10 vs. Chi
D. Johnson	7	Week 7 vs. Cle
L. Fitzgerald	7	Week 4 at Ari
Jo. Brown	7	Week 4 at Ari
L. Bell	7	Week 3 vs. Pit
D. Baldwin	7	Week 1 vs. Sea
G. Barnidge	6	Week 7 vs. Cle
R. Rodgers	6	Week 5 at GB
J. Reed	6	Week 2 at Was
P. Garcon	6	Week 2 at Was
J. Graham	6	Week 1 vs. Sea

RECEIVING YARDS

	YDS.	OPPONENT
J. Langford	109	Week 10 vs. Chi
A. Brown	108	Week 3 vs. Pit
Z. Miller	107	Week 10 vs. Chi
C. Gillmore	101	Week 11 at Bal
G. Barnidge	101	Week 7 vs. Cle
L. Fitzgerald	99	Week 4 at Ari
J. Reed	82	Week 2 at Was
J. Jones	77	Week 5 at GB
J. Kearse	76	Week 1 vs. Sea
Jo. Brown	75	Week 4 at Ari
D. Johnson	73	Week 7 vs. Cle
L. Bell	70	Week 3 vs. Pit
D. Johnson	63	Week 4 at Ari
A. Green	61	Week 12 at Cin
T. Montgomery	59	Week 5 at GB
M. Floyd	59	Week 4 at Ari
J. Graham	51	Week 1 vs. Sea
G. Bernard	51	Week 12 at Cin

LONGEST RECEPTION

	YDS.	OPPONENT
Z. Miller	87t	Week 10 vs. Chi
J. Langford	83t	Week 10 vs. Chi
J. Jones	65t	Week 5 at GB
C. Gillmore	46	Week 11 at Bal
G. Bernard	45	Week 12 at Cin
R. Grant	35	Week 2 at Was
T. Montgomery	31	Week 5 at GB
S. Diggs	30	Week 9 at Min
J. Reed	29	Week 2 at Was
G. Barnidge	28	Week 7 vs. Cle
J. Butler	25	Week 11 at Bal
C. Johnson	25	Week 9 at Min
J. Kearse	23	Week 1 vs. Sea
T. Eifert	22t	Week 12 at Cin
D. Johnson	21	Week 7 vs. Cle
T. Benjamin	21	Week 7 vs. Cle
L. Bell	20	Week 3 vs. Pit
C. Givens	20	Week 11 at Bal

FIELD GOALS

	NO.	OPPONENT
C. Catanzaro	5	Week 4 at Ari
J. Tucker	3	Week 11 at Bal
R. Gould	3	Week 10 vs. Chi
S. Hauschka	3	Week 1 vs. Sea

LONGEST FIELD GOAL

	YDS.	OPPONENT
J. Tucker	47	Week 11 at Bal
D. Hopkins	46	Week 2 at Was
T. Coons	44	Week 7 vs. Cle
C. Catanzaro	42	Week 4 at Ari
J. Scobee	41	Week 3 vs. Pit
B. Walsh	40	Week 9 at Min
C. Catanzaro	38	Week 4 at Ari
R. Gould	37	Week 10 vs. Chi
R. Gould	36	Week 10 vs. Chi
R. Gould	35	Week 10 vs. Chi
M. Crosby	35	Week 5 at GB
S. Hauschka	35	Week 1 vs. Sea
B. Walsh	34	Week 9 at Min

MOST KICKOFF RETURNS

	NO.	OPPONENT
C. Patterson	3	Week 9 at Min
T. Lockett	2	Week 1 vs. Sea
M. Mariani	2	Week 10 vs. Chi
R. Mostert	2	Week 11 at Bal

LONGEST KICKOFF RETURN

	YDS.	OPPONENT
C. Patterson	42	Week 9 at Min
T. Lockett	35	Week 1 vs. Sea
R. Mostert	30	Week 11 at Bal
R. Ross	23	Week 2 at Was
J. Todman	22	Week 3 vs. Pit
J. Gilbert	21	Week 7 vs. Cle

MOST PUNT RETURNS

	NO.	OPPONENT
P. Peterson	5	Week 4 at Ari
J. Crowder	5	Week 2 at Was
M. Sherels	4	Week 9 at Min
M. Mariani	3	Week 10 vs. Chi
K. Clay	3	Week 11 at Bal

LONGEST PUNT RETURN

	YDS.	OPPONENT
T. Lockett	57t	Week 1 vs. Sea
M. Sherels	26	Week 9 at Min
B. Tate	13	Week 12 at Cin
P. Peterson	12	Week 4 at Ari

THE LAST TIME...

Team Totals

SHUTOUT

RAMS: 24-0, @ Washington (12/7/14)
OPP: 27-0, @ Pittsburgh (12/24/11)

40 POINTS

RAMS: 42, vs. Chicago (11/24/13)
OPP: 45, vs. New England (10/28/12)

50 POINTS

RAMS: 52, vs. Oakland (11/30/14)
OPP: 54, @ Kansas City (10/22/00)

OVERTIME WIN

RAMS: 34-31, vs. Seattle (9/13/15)
OPP: 21-18, at Minnesota (11/8/15)

TWO-POINT ATTEMPT MADE

RAMS: *Jared Cook pass from Nick Foles, vs. San Francisco (11/1/15)*
OPP: *Teddy Bridgewater runs, at Minnesota (11/8/15)*

TWO-POINT ATTEMPT FAILED

RAMS: *Todd Gurley rush failed, at Minnesota (11/8/15)*
OPP: *Ben Roethlisberger pass failed, vs. Pittsburgh (9/27/15)*

SAFETY RECORDED

RAMS: *James Laurinaitis tackled Mike Davis in the end zone, vs. San Francisco (11/1/15)*
OPP: *John Abraham sacked Kellen Clemens in the end zone, @ Arizona (12/8/13)*

Offensive Totals

200 YARDS IN RUSHING OFFENSE

RAMS: 258, vs. Chicago (11/24/13)
OPP: 219, vs. San Francisco (9/26/13)

300 YARDS IN RUSHING OFFENSE

RAMS: 337, vs. Carolina (11/11/01)
OPP: 352, @ Philadelphia (10/5/14)

400 YARDS IN TOTAL OFFENSE

RAMS: 466, @ Philadelphia (10/5/14)
OPP: 447, @ Arizona (10/4/15)

500 YARDS IN TOTAL OFFENSE

RAMS: 524, vs. San Diego (10/10/02)
OPP: 514, vs. NY Giants (12/21/14)

600 YARDS IN TOTAL OFFENSE

RAMS: 614, vs. San Diego (10/1/00)
OPP: *Never Happened*

100 YARDS RUSHING

RAMS: 133, Todd Gurley, vs. San Francisco (11/1/15)
OPP: 125, Adrian Peterson, at Minnesota (11/8/15)

200 YARDS RUSHING

RAMS: 202, Marshall Faulk, @ Carolina (12/23/01)
OPP: 212, Adrian Peterson, vs. Minnesota (12/16/12)

300 YARDS PASSING

RAMS: 375, Austin Davis, @ Philadelphia (10/5/14)
OPP: 352, Carson Palmer, @ Arizona (10/4/15)

400 YARDS PASSING

RAMS: 442, Marc Bulger, @ NY Giants (10/2/05)
OPP: 421, Mark Brunell, vs. Jacksonville (10/20/96)

THE LAST TIME...

Offensive Totals (cont.)

100 YARDS RECEIVING

RAMS: 103, Kenny Britt, vs. Pittsburgh (9/27/15)
OPP: 101, Crockett Gilmore, at Baltimore (11/22/15)

200 YARDS RECEIVING

RAMS: 200, Torry Holt, @ San Francisco (11/3/03)
OPP: 204, Plaxico Burress, @ NY Giants (10/2/05)

300 YARDS RECEIVING

RAMS: 336 (NFL RECORD), Willie "Flipper" Anderson, vs. New Orleans (11/26/89)
OPP: *Never Happened*

THREE TOUCHDOWNS IN A GAME

RAMS: Tre Mason (2 rushing, 1 receiving), vs. Oakland (11/30/14)
OPP: Maurice Jones-Drew (3 rushing), @ Jacksonville (10/18/09)

THREE RUSHING TOUCHDOWNS IN A GAME

RAMS: Steven Jackson, vs. Dallas (10/19/08)
OPP: Maurice Jones-Drew, @ Jacksonville (10/18/09)

THREE RECEIVING TOUCHDOWNS IN A GAME

RAMS: Torry Holt, vs. Seattle (10/15/06)
OPP: Torrey Smith, vs. Baltimore (9/25/11)

THREE PASSING TOUCHDOWNS IN A GAME

RAMS: Austin Davis, @ Philadelphia (10/5/14)
OPP: Jay Cutler, vs. Chicago (11/15/15)

FOUR TOUCHDOWNS IN A GAME

RAMS: Steven Jackson (3 rushing, 1 receiving), @ Minnesota (12/31/06)
OPP: Ron Moore (4 rushing), @ Phoenix (12/4/93)

FOUR RUSHING TOUCHDOWNS IN A GAME

RAMS: Marshall Faulk, vs. Minnesota (12/10/00)
OPP: Ron Moore, @ Phoenix (12/4/93)

FOUR RECEIVING TOUCHDOWNS IN A GAME

RAMS: Isaac Bruce, vs. San Francisco (10/10/99)
OPP: Mike Ditka, vs. Chicago (10/13/63)

FOUR PASSING TOUCHDOWNS IN A GAME

RAMS: Marc Bulger, vs. San Diego (11/10/02)
OPP: Tom Brady, vs. New England (10/28/12)

FIVE PASSING TOUCHDOWNS IN A GAME

RAMS: Kurt Warner, vs. San Francisco (10/10/99)
OPP: Dan Marino, vs. Miami (12/14/86)

TWO 100-YARD RECEIVERS, SAME GAME

RAMS: 167, Isaac Bruce vs. Washington (12/24/06)
102, Steven Jackson
OPP: 109, Jeremy Langford, vs. Chicago (11/15/15)
107, Zach Miller

THREE 100-YARD RECEIVERS, SAME GAME

RAMS: 167, Isaac Bruce @ San Diego (10/1/00)
114, Marshall Faulk
104, Az-Zahir Hakim
OPP: 106, DeSean Jackson @ Philadelphia (9/7/08)
104, Greg Lewis
102, Hank Baskett

THE LAST TIME...

Offensive Totals (cont.)

100-YARD RUSHER, 100-YARD RECEIVER, SAME GAME

RAMS:	Tre Mason	117 rushing	vs. Oakland (11/30/14)
	Stedman Bailey	100 receiving	
OPP:	Andre Williams	110 rushing	vs. NY Giants (12/21/14)
	Odell Beckham Jr.	148 receiving	
	Rueben Randle	132 receiving	

TWO 100-YARD RUSHERS, SAME GAME

RAMS:	183, Marshall Faulk, vs. Carolina (11/11/01)
	145, Trung Candidate
OPP:	136, Clinton Portis, vs. Washington (12/4/05)
	118, Rock Cartwright

300-YARD PASSER, 100-YARD RECEIVER, SAME GAME

RAMS:	Sam Bradford	352 passing	@ Atlanta (9/15/13)
	Chris Givens	105 receiving	
OPP:	Eli Manning	390 passing	vs. NY Giants (12/21/14)
	Odell Beckham Jr.	148 receiving	
	Rueben Randle	132 receiving	
	Andre Williams	110 rushing	

300-YARD PASSER, 100-YARD RECEIVER, 100-YARD RUSHER, SAME GAME

RAMS:	Marc Bulger	388 passing	vs. Washington (12/24/06)
	Isaac Bruce	148 receiving	
	Steven Jackson	102 receiving	
	Steven Jackson	150 rushing	
OPP:	Eli Manning	390 passing	vs. NY Giants (12/21/14)
	Odell Beckham Jr.	148 receiving	
	Rueben Randle	132 receiving	
	Andre Williams	110 rushing	

300-YARD PASSER, TWO 100-YARD RECEIVERS, SAME GAME

RAMS:	Marc Bulger	388 passing	vs. Washington (12/24/06)
	Isaac Bruce	148 receiving	
	Steven Jackson	102 receiving	
OPP:	Eli Manning	390 passing	vs. NY Giants (12/21/14)
	Odell Beckham Jr.	148 receiving	
	Rueben Randle	132 receiving	

300-YARD PASSER, THREE 100-YARD RECEIVERS, SAME GAME

RAMS:	Kurt Warner	390 passing	@ San Diego (10/1/00)
	Isaac Bruce	167 receiving	
	Marshall Faulk	116 receiving	
	Az-Zahir Hakim	104 receiving	
OPP:	Donovan McNabb	361 passing	@ Philadelphia (9/7/08)
	DeSean Jackson	106 receiving	
	Greg Lewis	104 receiving	
	Hank Baskett	102 receiving	

300-YARD PASSER, 100-YARD RUSHER, TWO 100-YARD RECEIVERS, SAME GAME

RAMS:	Marc Bulger	388 passing	vs. Washington (12/24/06)
	Steven Jackson	150 rushing	
	Isaac Bruce	148 receiving	
	Steven Jackson	102 receiving	
OPP:	Eli Manning	390 passing	vs. NY Giants (12/21/14)
	Odell Beckham Jr.	148 receiving	
	Rueben Randle	132 receiving	
	Andre Williams	110 rushing	

300-YARD PASSER, 100-YARD RUSHER, THREE 100-YARD RECEIVERS, SAME GAME

RAMS:	Kurt Warner	390 passing	@ San Diego (10/1/00)
	Justin Watson	102 rushing	
	Isaac Bruce	167 receiving	
	Marshall Faulk	116 receiving	
	Az-Zahir Hakim	104 receiving	
OPP:	<i>Never Happened</i>		

THE LAST TIME...

Defensive Totals

SIX OR MORE TEAM SACKS IN A GAME

RAMS: 6, vs. Seattle (9/13/15)
OPP: 7, @ Kansas City (10/26/14)

THREE OR MORE INDIVIDUAL SACKS IN A GAME

RAMS: 3, Robert Quinn, vs. Oakland (11/30/14)
OPP: 3, Justin Houston, @ Kansas City (10/26/14)

TWO INTERCEPTIONS IN A GAME

RAMS: 2, Trumaine Johnson, vs. Oakland (11/30/14)
OPP: 2, Quinten Rollins, @ Green Bay (10/11/15)

THREE INTERCEPTIONS IN A GAME

RAMS: 3, Keith Lyle, @ Atlanta (12/15/96)
OPP: 3, Ron Bolton, @ Cleveland (11/27/77)

INTERCEPTION RETURNED FOR A TOUCHDOWN

RAMS: 43, Trumaine Johnson, vs. Oakland (11/30/14)
OPP: 19, Leon Hall, at Cincinnati (11/29/15)

FUMBLE RETURNED FOR A TOUCHDOWN

RAMS: 20, Rodney McLeod, vs. Cleveland (10/25/15)
OPP: 8, Cary Williams, vs. Seattle (9/13/15)

Special Teams Totals

KICKOFF RETURNED FOR A TOUCHDOWN

RAMS: 99, Chris Johnson, vs. Seattle (11/25/07)
OPP: 99, Knile Davis, @ Kansas City (10/26/14)

PUNT RETURNED FOR A TOUCHDOWN

RAMS: 75, Tavon Austin, vs. Seattle (9/13/15)
OPP: 57, Tyler Lockett, vs. Seattle (9/13/15)

PUNT BLOCKED

RAMS: T.J. McDonald (M. Koenen), @ Tampa Bay (9/14/14)
OPP: James Casey (Hekker), @ Philadelphia (10/5/14)

BLOCKED PUNT RETURNED FOR A TOUCHDOWN

RAMS: Brandon Chillar, vs. Jacksonville (10/30/05)
29-yard return of Chris Hanson punt; Blocked by Drew Wahlroos
OPP: Chris Maragos, @ Philadelphia (10/5/14)
10-yard return of Johnny Hekker punt; Blocked by James Casey

FIELD GOAL ATTEMPT BLOCKED

RAMS: Daren Bates (J. Brown), vs. NY Giants (12/21/14)
OPP: Quinton Dial (G. Zuerlein), vs. San Francisco (11/1/15)

BLOCKED FIELD GOAL ATTEMPT RETURNED FOR A TOUCHDOWN

RAMS: LeRoy Irvin, vs. San Francisco (9/14/86)
65-yard return of Ray Wersching 44-yard attempt; Blocked by Jery Gray; Mike Wilcher recovered and lateraled to Irvin
OPP: Kevin Ross, vs. Atlanta (10/12/95)
83-yard return of Steve McLaughlin 28-yard attempt; Blocked by Roger Harper

FOUR OR MORE FIELD GOALS

RAMS: 4, Greg Zuerlein, at Minnesota (11/8/15)
OPP: 5, Chandler Catanzaro, @ Arizona (10/4/15)

PAT BLOCKED

RAMS: Jimmy Kennedy (Peterson), @ San Francisco (12/2/03)
OPP: Lawrence Guy, @ Baltimore (11/22/15)

PAT ATTEMPT FAILED

RAMS: Greg Zuerlein, @ Washington (12/7/14)
OPP: Josh Scobee, vs. Jacksonville (10/18/09)

2015 EXPLOSIVES

PASS EXPLOSIVES (20+ Yards)

St. Louis Rams						Opponents					
YDS	RECEIVER	PASSER	QTR	DATE	TEAM	YDS	RECEIVER	PASSER	QTR	DATE	TEAM
68	S. Bailey	N. Foles	4	10/11	GB	87	Z. Miller	J. Cutler	1	11/15	CHI
66	T. Austin	N. Foles	4	11/1	SF	83	J. Langford	J. Cutler	2	11/15	CHI
55	K. Britt	N. Foles	1	11/8	MIN	65	J. Jones	A. Rodgers	3	10/11	GB
49	J. Cook	N. Foles	2	11/1	SF	46	C. Gillmore	J. Flacco	4	11/22	BAL
47	T. Austin	N. Foles	2	10/4	ARI	35	R. Grant	K. Cousins	1	9/20	WASH
42	B. Cunningham	N. Foles	4	9/13	SEA	33	Q. Patton	C. Kaepernick	2	11/1	SF
41	K. Britt	N. Foles	3	10/25	CLE	31	T. Montgomery	A. Rodgers	1	10/11	GB
40	K. Britt	N. Foles	3	9/20	WASH	30	S. Diggs	T. Bridgewater	3	11/8	MIN
37	B. Quick	N. Foles	3	11/15	CHI	29	J. Reed	K. Cousins	4	9/20	WASH
37	L. Kendrick	N. Foles	4	9/13	SEA	28	G. Barnidge	J. McCown	3	10/25	CLE
31	T. Gurley	N. Foles	1	11/15	CHI	27	G. Barnidge	J. McCown	3	10/25	CLE
30	L. Kendrick	C. Keenum	3	11/22	BAL	25	J. Butler	J. Flacco	3	11/22	BAL
30	J. Cook	N. Foles	3	9/13	SEA	25	C. Johnson	T. Bridgewater	1	11/8	MIN
29	J. Cook	N. Foles	1	11/15	CHI	23	J. Kearse	R. Wilson	2	9/13	SEA
29	S. Bailey	N. Foles	3	9/13	SEA	23	D. Johnson	C. Palmer	4	10/4	ARI
26	K. Britt	N. Foles	3	9/27	PITT	22	L. Fitzgerald	C. Palmer	3	10/4	ARI
25	J. Cook	N. Foles	4	11/29	CIN	22	M. Floyd	C. Palmer	4	10/4	ARI
24	T. Gurley	N. Foles	2	10/25	CLE	21	J. Kearse	R. Wilson	4	9/13	SEA
23	K. Britt	N. Foles	2	11/8	MIN	21	J. Reed	K. Cousins	1	9/20	WASH
22	J. Cook	N. Foles	1	9/13	SEA	21	D. Johnson	J. McCown	1	10/25	CLE
22	S. Bailey	N. Foles	5	9/13	SEA	21	T. Benjamin	J. McCown	2	10/25	CLE
21	K. Britt	N. Foles	4	9/13	SEA	20	C. Givens	J. Flacco	4	11/22	BAL
20	B. Cunningham	C. Keenum	4	11/22	BAL	20	L. Bell	B. Roethlisberger	1	9/27	PITT
20	J. Cook	N. Foles	1	9/13	SEA	20	L. Bell	M. Vick	3	9/27	PITT
20	C. Davis	J. Hekker	3	10/11	GB	20	D. Johnson	C. Palmer	1	10/4	ARI
20	T. Austin	N. Foles	3	10/25	CLE	20	JA. Brown	C. Palmer	4	10/4	ARI
20	L. Kendrick	N. Foles	2	11/8	MIN						

2015 EXPLOSIVES

RUN EXPLOSIVES (10+ Yards)

St. Louis Rams					Opponents				
<u>YDS</u>	<u>RUSHER</u>	<u>QTR</u>	<u>DATE</u>	<u>TEAM</u>	<u>YDS</u>	<u>RUSHER</u>	<u>QTR</u>	<u>DATE</u>	<u>TEAM</u>
71	T. Gurley	2	11/1	SF	39	M. Jones	1	9/20	WASH
60	T. Austin	2	11/29	CIN	35	A. Morris	1	9/20	WASH
55	T. Gurley	4	10/11	GB	26	J. Cutler	3	11/15	CHI
52	T. Gurley	4	10/4	ARI	25	M. Jones	2	9/20	WASH
48	T. Gurley	3	10/25	CLE	24	M. Lynch	4	9/13	SEA
30	T. Gurley	4	10/4	ARI	23	J. Langford	3	11/15	CHI
24	C. Givens	4	9/27	PITT	23	L. Bell	4	9/27	PITT
23	T. Gurley	3	10/4	ARI	22	R. Turbin	3	10/25	CLE
22	T. Austin	2	11/8	MIN	21	C. Johnson	2	10/4	ARI
21	T. Austin	2	11/1	SF	20	T. Bridgewater	4	11/8	MIN
21	T. Austin	4	10/25	CLE	19	C. Johnson	3	10/4	ARI
20	T. Austin	4	11/8	MIN	19	L. Bell	1	9/27	PITT
20	T. Gurley	4	10/4	ARI	18	J. Forsett	1	11/22	BAL
16	T. Austin	3	11/22	BAL	18	A. Rodgers	1	10/11	GB
16	T. Gurley	4	11/8	MIN	17	J. Allen	2	11/22	BAL
16	T. Gurley	4	10/25	CLE	16	A. Morris	4	9/20	WASH
16	T. Austin	3	9/20	WASH	15	A. Peterson	2	11/8	MIN
16	T. Austin	2	9/13	SEA	14	J. Langford	4	11/15	CHI
15	T. Gurley	2	10/25	CLE	13	A. Peterson	4	11/8	MIN
15	T. Austin	4	10/11	GB	12	A. Peterson	3	11/8	MIN
14	T. Gurley	2	10/25	CLE	12	A. Peterson	4	11/8	MIN
13	T. Gurley	4	11/8	MIN	12	M. Lynch	3	9/13	SEA
13	T. Austin	2	11/8	MIN	11	J. Langford	4	11/15	CHI
13	T. Austin	3	11/1	SF	11	M. Jones	4	9/20	WASH
13	T. Mason	3	9/20	WASH	10	M. Lynch	1	9/13	SEA
12	T. Austin	1	11/15	CHI					
12	T. Austin	2	11/8	MIN					
12	T. Gurley	2	10/25	CLE					
12	B. Cunningham	3	9/27	PITT					
11	T. Mason	4	11/15	CHI					
11	T. Gurley	1	10/11	GB					
11	T. Gurley	2	10/11	GB					
11	T. Gurley	4	10/11	GB					
11	T. Austin	4	9/20	WASH					
10	T. Gurley	2	11/1	SF					
10	T. Austin	2	9/20	WASH					

2015 EXPLOSIVES

KICK RETURN EXPLOSIVES (30+ Yards)

St. Louis Rams					Opponents				
<u>YDS</u>	<u>RETURNER</u>	<u>QTR</u>	<u>DATE</u>	<u>TEAM</u>	<u>YDS</u>	<u>RETURNER</u>	<u>QTR</u>	<u>DATE</u>	<u>TEAM</u>
39	B. Cunningham	2	10/4	ARI	42	C. Patterson	3	11/8	MIN
					30	B. Ellington	2	11/1	SF

2015 EXPLOSIVES

PUNT RETURN EXPLOSIVES (20+ Yards)

St. Louis Rams					Opponents				
<u>YDS</u>	<u>RETURNER</u>	<u>QTR</u>	<u>DATE</u>	<u>TEAM</u>	<u>YDS</u>	<u>RETURNER</u>	<u>QTR</u>	<u>DATE</u>	<u>TEAM</u>
75	T. Austin	3	9/13	SEA	57	T. Lockett	1	9/13	SEA
20	T. Austin	4	9/27	PITT	27	B. Ellington	4	11/1	SF
					26	M. Sherels	5	11/8	MIN

2015 EXPLOSIVES

INTERCEPTION RETURN EXPLOSIVES (20+ Yards)

St. Louis Rams					Opponents				
<u>YDS</u>	<u>RETURNER</u>	<u>QTR</u>	<u>DATE</u>	<u>TEAM</u>	<u>YDS</u>	<u>RETURNER</u>	<u>QTR</u>	<u>DATE</u>	<u>TEAM</u>
29	T. Johnson	2	10/11	GB	45	Q. Rollins	1	10/11	GB
25	T. Johnson	3	11/22	BAL	39	W. Young	4	11/15	CHI
					20	W. Allen	4	9/27	PITT

2015 EXPLOSIVES

FUMBLE RETURN EXPLOSIVES (20+ Yards)

St. Louis Rams					Opponents				
<u>YDS</u>	<u>RETURNER</u>	<u>QTR</u>	<u>DATE</u>	<u>TEAM</u>	<u>YDS</u>	<u>RETURNER</u>	<u>QTR</u>	<u>DATE</u>	<u>TEAM</u>
40	A. Donald	4	11/15	CHI					
20	R. McLeod	1	10/25	CLE					

2015 GAME-BY-GAME | SACKS (NUMBER/YDS.)

	SEA	@WAS	PIT	@ARI	@GB	CLE	SF	@MIN	CHI	@BAL	@CIN	ARI	DET	TB	@SEA	@SF	TOTAL
PLAYER																	
A. Donald	2.0/10	0.5/4	1.0/8			1.0/0			1.5/9.5	1.0/7							7.0/38.5
R. Quinn	2.0/5		1.0/11		1.0/2		1.0/5										5.0/23
W. Hayes							2.0/7		.5/4.5								2.5/11.5
C. Long		1.0/6		1.0/7													2.0/13
L. Joyner	1.0/10			1.0/1													2.0/11
E. Westbrook						1.0/8	1.0/3										2.0/11
A. Ogletree			2.0/9														2.0/9
M. Brockers					1.0/3		1.0/3										2.0/6
E. Sims	1.0/7																1.0/7
T. McDonald				1.0/6													1.0/6
M. Barron			1.0/5														1.0/5
J. Laurinaitis				1.0/4													1.0/4
N. Fairley		0.5/2															0.5/2
M. Alexander								1.0/11									1.0/11
TOTALS	6/32	2/12	5/33	4/18	2/5	4/15	3/11	1/11	2/14	1/7	0/0						30/158

2015 GAME-BY-GAME | INTERCEPTIONS (NUMBER/YDS.)

	SEA	@WAS	PIT	@ARI	@GB	CLE	SF	@MIN	CHI	@BAL	@CIN	ARI	DET	TB	@SEA	@SF	TOTAL
PLAYER																	
T. Johnson	1/15				1/29			1/0		1/25							4/69
J. Jenkins			1/0	1/0							1/0						3/0
J. Laurinaitis					1/0												1/0
R. McLeod										1/4							1/4
TEAM TOTALS	1/15	0/0	1/0	1/0	2/29	0/0	0/0	1/0	0/0	2/29	1/0						9/73

RAMS ALL-TIME PASSING LEADERS

#	Player	Years	Att	Cmp	Yards	Pct	Att	TD	Pct	Int	Pct	LG	Rtg
1	Everett, Jim	1986-93	3,277	1,847	23,758	56.4%	7.25	142	4.33%	123	3.75%	81t	78.1
2	Bulger, Marc	2001-2009	3,145	1,981	22,814	63.0%	7.25	122	3.88%	93	2.96%	80t	85.3
3	Gabriel, Roman	1962-72	3,313	1,705	22,223	51.5%	6.71	154	4.65%	112	3.38%	93t	74.3
4	Van Brocklin, Norm	1949-57	1,897	1,011	16,114	53.3%	8.49	118	6.22%	127	6.69%	84	74.7
5	Warner, Kurt	1998-2003	1,688	1,121	14,447	66.4%	8.56	102	6.04%	65	3.85%	85t	97.2
6	Waterfield, Bob	1945-52	1,618	814	11,893	50.3%	7.35	99	6.12%	128	7.91%	91	62.1
7	Bradford, Sam	2010-2014	1,498	873	9,378	58.3%	6.26	45	3.00%	34	2.27%	80t	77.3
8	Ferragamo, Vince	1977-84	1,288	730	9,376	56.7%	7.28	70	5.43%	71	5.51%	85t	74.8
9	Haden, Pat	1976-81	1,363	731	9,296	53.6%	6.82	52	3.82%	60	4.40%	68t	69.6
10	Wade, Bill	1954-60	1,116	602	8,572	53.9%	7.68	56	5.02%	68	6.09%	93	71.0
11	Banks, Tony	1996-98	1,263	685	8,333	54.2%	6.60	36	2.85%	42	3.33%	80t	70.4
12	Bradford, Sam	2010-2014	887	516	5,280	58.2%	5.95	23	2.59%	20	2.25%	68	74.6
13	Harris, James	1973-76	652	361	5,220	55.4%	8.01	33	5.06%	27	4.14%	80	81.2
14	Miller, Chris	1994-95	722	405	4,727	56.1%	6.55	34	4.71%	29	4.02%	72	75.1
15	Hall, Parker	1939-42	721	329	4,013	45.6%	5.57	30	4.16%	67	9.29%	59	38.5
16	Bratkowski, Zeke	1961-63	531	279	3,559	52.5%	6.70	20	3.77%	35	6.59%	84t	58.9
17	Munson, Bill	1964-67	550	287	3,556	52.2%	6.47	21	3.82%	33	6.00%	95t	60.2
18	Martin, Jamie	1993-96, 2001-02, 04-05	430	290	2,966	67.4%	6.90	15	3.49%	19	4.42%	83t	80.2
19	Hadl, John	1973-74	373	188	2,688	50.4%	7.21	27	7.24%	17	4.56%	69	79.3
20	Ryan, Frank	1958-61	373	181	2,674	48.5%	7.17	15	4.02%	23	6.17%	96t	60.1
21	Brock, Dieter	1985	365	218	2,658	59.7%	7.28	16	4.38%	13	3.56%	64t	82.0
22	Green, Trent	1999-2000; 2008	312	183	2,588	58.7%	8.29	16	5.13%	11	3.53%	64	87.9
23	Kemp, Jeff	1981-85	353	173	2,395	49.0%	6.78	14	3.97%	10	2.83%	63t	72.6
24	Hardy, Jim	1946-48	332	159	2,063	47.9%	6.21	21	6.33%	21	6.33%	69	62.6
25	Davis, Austin	2012-2014	284	180	2,001	63.4%	7.05	12	4.23%	9	3.17%	59t	85.1
26	Foles, Nick	2015	302	175	1,906	57.9%	6.31	7	2.32%	9	2.98%	68	72.0
27	Chandler, Chris	1994, 2004	238	143	1,815	60.1%	7.63	9	3.78%	10	4.20%	72t	79.0
28	Rypien, Mark	1995, 97	256	148	1,718	57.8%	6.71	9	3.52%	10	3.91%	62	73.7
29	Hill, Shaun	2014	229	145	1,657	63.3%	7.24	8	3.49%	7	3.06%	63t	83.9
30	Dils, Steve	1984-87, 89	250	119	1,383	47.6%	5.53	10	4.00%	5	2.00%	65t	63.1
31	Rubley, T.J.	1993	189	108	1,338	57.1%	7.08	8	4.23%	5	2.65%	54	80.1
32	Frerotte, Gus	2006-07	170	95	1,041	55.9%	6.12	7	4.12%	5	2.94%	38	42.8
33	Snyder, Robert	1937-38	153	61	1,009	39.9%	6.59	9	5.88%	5	3.27%	n/a	42.8
34	Reisz, Albie	1944-46	134	57	923	42.5%	6.89	9	6.72%	5	3.73%	70	49.0
35	Boller, Kyle	2009	176	98	899	55.7%	5.11	3	1.70%	5	2.84%	35	66.6
36	Bono, Steve	1998	136	69	807	50.7%	5.93	5	3.68%	5	3.68%	47	69.1
37	Fitzpatrick, Ryan	2005-06	135	76	777	56.3%	5.76	4	2.96%	5	3.70%	56t	58.2
38	Jaworski, Ron	1974-76	124	54	719	43.5%	5.80	1	0.81%	5	4.03%	42	38.3
39	Pastorini, Dan	1981	152	64	719	42.1%	4.73	2	1.32%	5	3.29%	46	22.9
40	Bartkowski, Steve	1986	126	61	654	48.4%	5.19	2	1.59%	5	3.97%	42	62.7

RAMS ALL-TIME SCORING LEADERS

#	Player	Years	TD	Ru	Rec	Ret	PAT	FG	2-pt	Saf	Pts
1	Wilkins, Jeff	1997-2007	0	0	0	0	428	265	0	0	1,223
2	Lansford, Mike	1982-90	0	0	0	0	315	158	0	0	789
3	Waterfield, Bob	1945-52	13	13	0	0	315	60	0	0	573
4	Gossett, Bruce	1964-69	0	0	0	0	211	120	0	0	571
5	Faulk, Marshall	1999-2005	85	58	27	0	0	0	7	0	524
6	Bruce, Isaac	1994-2007	84	0	84	0	0	0	3	0	510
7	Ray, David	1969-74	0	0	0	0	167	110	0	0	497
8	Holt, Torry	1999-2008	74	0	74	0	0	0	1	0	446
9	Brown, Josh	2008-2011	0	0	0	0	79	104	0	0	391
10	Jackson, Steven	2004-2012	64	56	8	0	0	0	2	0	388
11	Corral, Frank	1978-81	0	0	0	0	154	75	0	0	379
12	Zuerlein, Greg	2012-present	0	0	0	0	110	88	0	0	374
13	Dickerson, Eric	1983-87	58	56	2	0	0	0	0	0	348
14	Hirsch, Elroy	1949-57	55	1	53	1	9	0	0	0	339
15	Ellard, Henry	1983-93	52	0	48	4	0	0	0	0	312
16	Zendejas, Tony	1991-94	0	0	0	0	114	66	0	0	312
17	Benton, Jim	1938-40, 42, 44-47	45	1	42	2	0	0	0	0	270
18	Snow, Jack	1965-75	45	0	45	0	0	0	0	0	270
19	Towler, Dan	1950-55	44	43	1	0	0	0	0	0	264
20	Tyler, Wendell	1977-82	43	33	10	0	0	0	0	0	258
21	Bass, Dick	1960-69	42	34	7	1	0	0	0	0	252
22	Fears, Tom	1948-56	39	0	38	1	12	1	0	0	249
23	Villanueva, Danny	1960-64	0	0	0	0	111	44	0	0	243
24	Jackson, Harold	1968, 73-77	36	36	0	0	0	0	0	0	216
25	McCutcheon, Lawrence	1972-79	35	23	12	0	0	0	0	0	210
26	Bell, Greg	1987-89	34	31	3	0	0	0	0	0	204
27	Richter, Les	1954-62	0	0	0	0	106	29	0	0	193
28	Hoerner, Dick	1947-51	32	28	4	0	0	0	0	0	192
29	Younger, Paul (Tank)	1949-57	32	31	1	0	0	0	0	0	192
30	Dempsey, Tom	1975-76	0	0	0	0	67	38	0	0	181
31	Arnett, Jon	1957-63	30	19	8	3	0	0	0	0	180
32	Gary, Cleveland	1989-93	29	24	5	0	0	0	0	0	174
33	Boyd, Bob	1950-58	28	0	28	0	0	0	0	0	168
34	Gabriel, Roman	1962-72	28	28	0	0	0	0	0	0	168
35	Josephson, Les	1964-74	28	17	11	0	0	0	0	0	168

RAMS ALL-TIME RUSHING LEADERS

#	Player	Years	Rush	Yards	Avg	LG	TD
1	Jackson, Steven	2004-2012	2,395	10,135	4.2	59t	56
2	Dickerson, Eric	1983-87	1,525	7,245	4.8	85t	56
3	Faulk, Marshall	1999-2005	1,447	6,959	4.8	71t	58
4	McCutcheon, Lawrence	1972-79	1,435	6,186	4.3	48	23
5	Bass, Dick	1960-69	1,218	5,417	4.4	73t	34
6	Towler, Dan	1950-55	672	3,493	5.2	79t	44
7	Josephson, Les	1964-67, 69-74	797	3,407	4.3	75	17
8	Younger, Paul	1949-57	682	3,296	4.8	75t	17
9	Tyler, Wendell	1977-82	720	3,266	4.5	69t	33
10	Bryant, Cullen	1973-81, 87	802	3,119	3.9	26	20
11	Bettis, Jerome	1993-95	796	3,091	3.9	71t	13
12	Ellison, Willie	1967-72	656	2,901	4.4	80t	20
13	Arnett, Jon	1957-63	688	2,892	4.2	80t	19
14	Gary, Cleveland	1989-93	667	2,634	3.9	63	24
15	Bertelsen, Jim	1972-76	614	2,466	4.0	49	16
16	Bell, Greg	1988-89	568	2,375	4.2	47	31
17	Cappelletti, John	1974-78	632	2,246	3.6	38	15
18	White, Charles	1985-88	504	2,133	4.2	58	14
19	Wilson, Tom	1956-61	389	2,130	5.5	60	8
20	Hoerner, Dick	1947-51	450	2,010	4.5	64	28
21	Smith, Larry	1969-73	473	1,908	4.0	68	11
22	Marconi, Joe	1956-61	398	1,769	4.4	75t	21
23	Drake, John	1937-41	525	1,700	3.2	n/a	24
24	Gehrke, Fred	1940, 45-49	318	1,591	5.0	72t	14
25	Waller, Ron	1955-58	285	1,564	5.5	76	8
26	Quinlan, Volney	1952-56	256	1,510	5.9	74	10
27	Redden, Barry	1982-86	325	1,490	4.6	41t	6
28	Delpino, Robert	1988-92	371	1,370	3.7	36	10
29	Guman, Mike	1980-88	333	1,286	3.9	18	11
30	Stacy, Zac	2013-2014	326	1,266	3.9	40t	8
31	Phillips, Lawrence	1996-97	376	1,265	3.4	38	4
32	Matson, Ollie	1959-62	249	1,214	4.9	69t	9
33	Gabriel, Roman	1962-72	315	1,146	3.6	23	28
34	Wilson, Ben	1963-65	328	1,136	3.5	39	7
35	Hall, Parker	1939-42	312	1,052	3.4	n/a	6
36	Peacock, Elvis	1979-80	216	1,001	4.6	36	7
37	Mason, Tre	2014-present	224	893	4.0	89t	4
38	Mason, Tommy	1967-70	248	866	3.5	19	4
39	Washington, Ken	1946-48	140	859	6.1	92	8
40	Magnani, Dante	1940-42, 47-78	176	813	4.6	71	1

RAMS ALL-TIME RECEIVING LEADERS

Receptions										Receiving Yards									
#	Player	Years	Rec	Yards	Avg	LG	TD	#	Player	Years	Rec	Yards	Avg	LG	TD				
1	Bruce, Isaac	1994-2007	942	14,109	15.0	80t	84	1	Bruce, Isaac	1994-2007	942	14,109	15.0	80t	83				
2	Holt, Torry	1999-2008	869	12,660	14.6	85t	74	2	Holt, Torry	1999-2008	869	12,660	14.6	85t	74				
3	Ellard, Henry	1983-93	593	9,761	16.5	81t	48	3	Ellard, Henry	1983-93	593	9,761	16.5	81t	48				
4	Faulk, Marshall	1999-2005	470	4,071	8.7	72t	27	4	Hirsch, Elroy	1949-57	343	6,299	18.4	91t	53				
5	Jackson, Steven	2004-2012	407	3,324	8.2	64t	8	5	Snow, Jack	1965-75	340	6,012	17.7	84t	45				
6	Fears, Tom	1948-56	400	5,397	13.5	80t	38	6	Fears, Tom	1948-56	400	5,397	13.5	80t	38				
7	Hirsch, Elroy	1949-57	343	6,299	18.4	91t	53	7	Anderson, Willie	1988-94	259	5,246	20.3	78t	26				
8	Snow, Jack	1965-75	340	6,012	17.7	84t	45	8	Phillips, Jim	1958-65	333	4,953	14.9	93t	27				
9	Phillips, Jim	1958-65	333	4,953	14.9	93t	27	9	Benton, Jim	1938-40, 42, 44-47	275	4,566	16.6	84t	42				
10	Benton, Jim	1938-40, 42, 44-47	275	4,566	16.6	84t	42	10	Faulk, Marshall	1999-2005	470	4,071	8.7	72t	27				
11	Anderson, Willie	1988-94	259	5,246	20.3	78t	26	11	Jackson, Harold	1968, 73-77	200	3,591	18.0	69t	36				
12	Proehl, Ricky	1998-2002	207	2,590	12.5	47t	16	12	Jackson, Steven	2004-2012	407	3,324	8.2	64t	8				
13	Bass, Dick	1960-69	204	1,841	9.0	53	7	13	Dennard, Preston	1978-83	189	3,066	16.2	64	21				
14	Jackson, Harold	1968, 73-77	200	3,591	18.0	69t	36	14	Dale, Carroll	1960-64	149	2,663	17.9	80t	17				
15	Amendola, Danny	2009-2012	196	1,726	8.8	56	7	15	Proehl, Ricky	1998-2002	207	2,590	12.5	47	16				
16	Josephson, Les	1964-67, 69-74	194	1,970	10.2	58	11	16	Jessie, Ron	1975-79	144	2,386	16.6	58	15				
17	Dennard, Preston	1978-83	189	3,066	16.2	64	21	17	Truax, Billy	1964-70	180	2,177	12.1	59t	18				
18	McCutcheon, Lawrence	1972-79	184	1,683	9.1	50	12	18	Shofner, Del	1957-60	110	2,155	19.6	92t	16				
19	Truax, Billy	1964-70	180	2,177	12.1	59t	18	19	Gibson, Brandon	2009-2012	174	2,090	12.0	41	9				
20	Boyd, Bob	1950-57	176	3,611	20.5	80t	28	20	Hakim, Az-Zahir	1998-2001	148	2,032	13.7	80t	16				
21	Gibson, Brandon	2009-2012	174	2,090	12.0	41	9	21	Josephson, Les	1964-67, 69-74	194	1,970	10.2	58	11				
22	Miller, Willie	1978-82	163	1,729	10.6	85t	15	22	Waddy, Billy	1977-81	120	1,963	16.4	68t	10				
23	Holohan, Pete	1988-90	159	1,625	10.2	31	7	23	Arnett, Jon	1957-63	175	1,911	10.9	75t	8				
24	Delpino, Robert	1988-92	152	1,574	10.4	78	9	24	Bass, Dick	1960-69	204	1,841	9.0	53	7				
25	Clarke, Leon	1956-59	151	1,680	11.1	70t	12	25	Brown, Ron	1984-89, 91	98	1,791	18.3	65t	13				
26	Guman, Mike	1980-88	150	1,433	9.6	60	4	26	McDonald, Tommy	1965-66	122	1,750	14.3	62	11				
27	Dale, Carroll	1960-64	149	2,663	17.9	80t	17	27	Miller, Willie	1978-82	163	1,729	10.6	85t	15				
28	Hakim, Az-Zahir	1998-2001	148	2,032	13.7	80t	16	28	Amendola, Danny	2009-2012	196	1,726	8.8	56	7				
29	Conwell, Ernie	1996-2002	146	1,574	10.8	52	10	29	Curtis, Kevin	2003-06	136	1,714	12.6	83t	11				
30	Jessie, Ron	1975-79	144	2,386	16.6	58	15	30	Cook, Jared	2013-Present	133	1,684	12.7	59	8				
31	Bryant, Cullen	1973-82, 87	142	1,148	8.1	39	3	31	McCutcheon, Lawrence	1972-79	184	1,683	9.1	50	12				
32	Curtis, Kevin	2003-06	136	1,714	12.6	83t	11	32	Clarke, Leon	1956-59	151	1,680	11.1	70t	12				
33	Lee, Amp	1997-99	135	1,514	11.2	62	6	33	Cox, Aaron	1988-92	98	1,673	17.1	69t	8				
34	Cook, Jared	2013-Present	133	1,684	12.7	59	8	34	Holohan, Pete	1988-90	159	1,625	10.2	31	7				
35	Gary, Cleveland	1989-93	133	855	6.4	60t	6	35	Klein, Bob	1969-77	128	1,606	12.5	44	15				
36	Johnson, Damone	1986-92	132	1,015	7.7	27	18	36	Delpino, Robert	1988-92	152	1,574	10.4	78	9				
37	Klein, Bob	1969-76	128	1,606	12.5	44	15	37	Conwell, Ernie	1996-2002	146	1,574	10.8	52	10				
38	McGee, Buford	1987-91	127	1,008	7.9	25	11	38	Kennison, Eddie	1996-98, 08	96	1,562	16.3	77t	10				
39	Smith, Larry	1969-73	126	1,039	8.2	38	4	39	McKeever, Marlin	1961-66, 71-72	119	1,553	13.1	47t	6				
40	Dickerson, Eric	1983-87	123	912	7.4	37t	2	40	Lee, Amp	1997-99	135	1,514	11.2	62	6				
41	McDonald, Tommy	1965-66	122	1,750	14.3	62	11	41	Casey, Bernie	1967-68	82	1,436	17.5	57t	13				
42	Tyler, Wendell	1977-82	120	1,147	9.6	71t	10	42	Guman, Mike	1980-88	150	1,433	9.6	60	4				
43	Waddy, Billy	1977-81	120	1,963	16.4	68t	10	43	Hill, Drew	1979-84	60	1,347	22.5	74t	10				
44	McKeever, Marlin	1961-66, 71-72	119	1,553	13.1	47t	6	44	Rentzel, Lance	1971-72, 74	83	1,295	15.6	41	7				
45	Hill, David	1983-87	113	1,158	10.2	37	5	45	Hickey, Howard	1941, 45-48	75	1,288	17.2	69	16				
46	Looker, Dane	2002-08	112	1,224	10.9	41	5	46	Avery, Donnie	2008-2010	100	1,263	12.6	69t	8				
47	Shofner, Del	1957-60	110	2,155	19.6	92t	16	47	Looker, Dane	2002-08	112	1,224	10.9	41	5				
48	Austin, Tavon	2013-Present	108	1,003	9.3	81	8	48	McDonald, Shaun	2003-06	106	1,215	11.5	52t	4				
49	Drayton, Troy	1993-96	108	1,215	11.5	52t	4	49	Hill, David	1983-87	113	1,158	10.2	37	5				
50	McDonald, Shaun	2003-06	106	947	9.0	37	3	50	Britt, Kenny	2014-Present	72	1,152	16.0	63t	4				

RAMS ALL-TIME YARDS FROM SCRIMMAGE LEADERS

#	Player	Years	Touch	Yards	Avg	Att	Yards	Avg	Rec	Yards	Avg
1	Bruce, Isaac	1994-2007	965	14,259	14.8	23	150	6.5	942	14,109	15.0
2	Jackson, Steven	2004-2012	2,802	13,459	4.8	2,395	10,135	4.2	407	3,324	8.2
3	Holt, Torry	1999-2008	880	12,717	14.5	11	57	5.2	869	12,660	14.6
4	Faulk, Marshall	1999-2005	1,917	11,030	5.8	1,447	6,959	4.8	470	4,071	8.7
5	Ellard, Henry	1983-93	611	9,816	16.1	18	55	3.1	593	9,761	16.5
6	Dickerson, Eric	1983-87	1,648	8,157	4.9	1,525	7,245	4.8	123	912	7.4
7	McCutcheon, Lawrence	1972-79	1,619	7,869	4.9	1,435	6,186	4.3	184	1,683	9.1
8	Bass, Dick	1960-69	1,422	7,258	5.1	1,218	5,417	4.4	204	1,841	9.0
9	Hirsch, Elroy	1949-57	417	6,616	15.9	74	317	4.3	343	6,299	18.4
10	Snow, Jack	1965-75	342	6,015	17.6	2	3	1.5	340	6,012	17.7
11	Fears, Tom	1948-56	405	5,412	13.4	5	15	3.0	400	5,397	13.5
12	Josephson, Les	1964-67, 69-74	991	5,377	5.4	797	3,407	4.3	194	1,970	10.2
13	Anderson, Willie	1988-94	262	5,269	20.1	3	23	7.7	259	5,246	20.3
14	Phillips, Jim	1958-65	333	4,953	14.9	0	0	0.0	333	4,953	14.9
15	Arnett, Jon	1957-63	863	4,803	5.6	688	2,892	4.2	175	1,911	10.9
16	Benton, Jim	1938-40, 42, 44-47	283	4,585	16.2	8	19	2.4	275	4,566	16.6
17	Tyler, Wendell	1977-82	840	4,413	5.3	720	3,266	4.5	120	1,147	9.6
18	Younger, Paul	1949-57	766	4,275	5.6	682	3,296	4.8	84	979	11.7
19	Bryant, Cullen	1973-81, 87	944	4,267	4.5	802	3,119	3.9	142	1,148	8.1
20	Towler, Dan	1950-55	734	4,158	5.7	672	3,493	5.2	62	665	10.7
21	Bettis, Jerome	1993-95	871	3,734	4.3	796	3,091	3.9	75	643	8.6
22	Ellison, Willie	1967-72	746	3,661	4.9	656	2,901	4.4	90	760	8.4
23	Jackson, Harold	1968, 73-77	205	3,608	17.6	5	17	3.4	200	3,591	18.0
24	Boyd, Bob	1950-57	178	3,602	20.2	2	-9	-4.5	176	3,611	20.5
25	Gary, Cleveland	1989-93	800	3,489	4.4	667	2,634	3.9	133	855	6.4
26	Bertelsen, Jim	1972-76	702	3,480	5.0	614	2,466	4.0	88	1,014	11.5
27	Cappelletti, John	1974-78	737	3,193	4.3	632	2,246	3.6	105	947	9.0
28	Dennard, Preston	1978-83	201	3,147	15.7	12	81	6.8	189	3,066	16.2
29	Hoerner, Dick	1947-51	520	3,018	5.8	450	2,010	4.5	70	1,008	14.4
30	Smith, Larry	1969-73	599	2,947	4.9	473	1,908	4.0	126	1,039	8.2
31	Delpino, Robert	1988-92	523	2,944	5.6	371	1,370	3.7	152	1,574	10.4
32	Guman, Mike	1980-88	483	2,719	5.6	333	1,286	3.9	150	1,433	9.6
33	Dale, Carroll	1960-64	150	2,675	17.8	1	12	12.0	149	2,663	17.9
34	Bell, Greg	1988-89	616	2,643	4.3	568	2,375	4.2	48	268	5.6
35	Quinian, Volney	1952-56	327	2,628	8.0	256	1,510	5.9	71	1,118	15.7
36	Proehl, Ricky	1998-2002	209	2,609	12.5	2	19	9.5	207	2,590	12.5
37	Wilson, Tom	1956-61	435	2,589	6.0	389	2,130	5.5	46	459	10.0
38	Jessie, Ron	1975-79	150	2,438	16.3	6	52	8.7	144	2,386	16.6
39	White, Charles	1985-88	535	2,309	4.3	504	2,133	4.2	31	176	5.7
40	Drake, John	1937-41	566	2,230	3.9	525	1,700	3.2	41	530	12.9
40	Marconi, Joe	1956-61	459	2,230	4.9	398	1,769	4.4	61	461	7.6
42	Truax, Billy	1964-70	180	2,177	12.1	0	0	0.0	180	2,177	12.1
43	Hakim, Az-Zahir	1998-2001	170	2,175	12.8	22	143	6.5	148	2,032	13.7
44	Shofner, Del	1957-60	112	2,146	19.2	2	-9	-4.5	110	2,155	19.6
45	Gehrke, Fred	1940, 45-49	369	2,094	5.7	318	1,591	5.0	51	503	9.9
46	Matson, Ollie	1959-62	314	2,028	6.5	249	1,214	4.9	65	814	12.5
47	Waddy, Billy	1977-81	128	2,027	15.8	8	64	8.0	120	1,963	16.4
48	Waller, Ron	1955-58	326	1,983	6.1	285	1,564	5.5	41	419	10.2
49	Redden, Barry	1982-86	381	1,954	5.1	325	1,490	4.6	56	464	8.3
50	Brown, Ron	1984-89, 91	119	1,918	16.1	21	127	6.0	98	1,791	18.3
51	Amendola, Danny	2009-2012	208	1,813	8.7	12	87	7.3	196	1,726	8.8
52	Lee, Amp	1997-99	203	1,796	8.8	75	282	3.8	128	1,514	11.8

RAMS ALL-TIME ALL-PURPOSE YARDS LEADERS (1941-Present)

#	Player	Years	Total		Rushing		Receiving		Punt Returns		Kickoff Returns						
			Touch	Yards Avg	Att	Yards Avg	Rec	Yards Avg	PR	Yards Avg	KR	Yards Avg					
1	Bruce, Isaac	1994-2007	966	14,311	14.8	23	150	6.5	942	14,109	15.0	1	52	52.0	0	0	0.0
2	Jackson, Steven	2004-2012	2,806	13,538	4.8	2,395	10,135	4.2	407	3,324	8.2	0	0	0.0	4	79	19.8
3	Holt, Torry	1999-2008	883	12,732	14.4	11	57	5.2	869	12,660	14.6	3	15	5.0	0	0	0.0
4	Ellard, Henry	1983-93	765	11,707	15.3	18	55	3.1	593	9,761	16.5	135	1,527	11.3	19	364	19.2
5	Faulk, Marshall	1999-2005	1,919	11,048	5.8	1,447	6,959	4.8	470	4,071	8.7	0	0	0.0	2	18	9.0
6	Bass, Dick	1960-69	1,500	8,936	6.0	1,218	5,417	4.4	204	1,841	9.0	24	263	11.0	54	1,415	26.2
7	Dickerson, Eric	1983-87	1,648	8,157	4.9	1,525	7,245	4.8	123	912	7.4	0	0	0.0	0	0	0.0
8	Arnett, Jon	1957-63	1,042	8,076	7.8	688	2,892	4.2	175	1,911	10.9	75	683	9.1	104	2,590	24.9
9	McCutcheon, Lawrence	1972-79	1,620	7,875	4.9	1,435	6,186	4.3	184	1,683	9.1	0	0	0.0	1	6	6.0
10	Bryant, Cullen	1973-81, 87	1,080	6,734	6.2	802	3,119	3.9	142	1,148	8.1	71	707	10.0	65	1,760	27.1
11	Hirsch, Elroy	1949-57	417	6,606	15.8	74	317	4.3	343	6,289	18.3	0	0	0.0	0	0	0.0
12	Snow, Jack	1965-75	342	6,015	17.6	2	3	1.5	340	6,012	17.7	0	0	0.0	0	0	0.0
13	Brown, Ron	1984-89, 91	288	5,836	20.3	21	127	6.0	98	1,791	18.3	0	0	0.0	169	3,918	23.2
14	Amendola, Danny	2009-2012	415	5,523	13.3	12	87	7.3	196	1,726	8.8	89	934	10.5	118	2,776	23.5
15	Fears, Tom	1948-56	405	5,412	13.4	5	15	3.0	400	5,397	13.5	0	0	0.0	0	0	0.0
16	Anderson, Willie	1988-94	263	5,278	20.1	3	23	7.7	259	5,246	20.3	0	0	0.0	1	9	9.0
17	Josephson, Les	1964-67, 69-74	997	5,068	5.1	797	3,407	4.3	194	1,570	8.1	0	0	0.0	6	91	15.2
18	Tyler, Wendell	1977-82	867	4,983	5.7	720	3,266	4.5	120	1,147	9.6	0	0	0.0	27	570	21.1
19	Phillips, Jim	1958-65	333	4,953	14.9	0	0	0.0	333	4,953	14.9	0	0	0.0	0	0	0.0
20	Hill, Drew	1979-84	236	4,825	20.4	2	18	9.0	60	1,347	22.5	3	22	7.3	171	3,438	20.1
21	Elison, Willie	1967-72	788	4,672	5.9	656	2,901	4.4	90	760	8.4	0	0	0.0	42	1,011	24.1
22	Benton, Jim	1938-40, 42, 44-47	288	4,605	16.0	8	19	2.4	275	4,566	16.6	0	0	0.0	5	20	4.0
23	Bertelsen, Jim	1972-76	782	4,421	5.7	614	2,466	4.0	88	1,014	11.5	74	821	11.1	6	120	20.0
24	Younger, Paul	1949-57	767	4,299	5.6	682	3,296	4.8	84	979	11.7	0	0	0.0	1	24	24.0
25	Towler, Dan	1950-55	742	4,224	5.7	672	3,493	5.2	62	665	10.7	1	0	0.0	7	66	9.4
26	Delpino, Robert	1988-92	584	4,137	7.1	371	1,370	3.7	152	1,574	10.4	0	0	0.0	61	1,193	19.6
27	Wilson, Tom	1956-61	489	3,999	8.2	389	2,130	5.5	46	459	10.0	3	28	9.3	51	1,382	27.1
28	Smith, Verda	1949-53	399	3,956	9.9	208	664	3.2	59	1,025	17.4	75	814	10.9	57	1,453	25.5
29	Lewis, Woodley	1950-55	282	3,798	13.5	47	188	4.0	21	218	10.4	106	817	7.7	108	2,575	23.8
30	Bettis, Jerome	1993-95	871	3,734	4.3	796	3,091	3.9	75	643	8.6	0	0	0.0	0	0	0.0
31	Boyd, Bob	1950-57	190	3,732	19.6	2	-9	-4.5	176	3,611	20.5	5	26	5.2	7	104	14.9
32	Horne, Tony	1998-2000	156	3,638	23.3	2	6	3.0	4	32	8.0	7	23	3.3	143	3,577	25.0
33	Jackson, Harold	1968, 73-77	205	3,608	17.6	5	17	3.4	200	3,591	18.0	0	0	0.0	0	0	0.0
34	Gary, Cleveland	1989-93	801	3,493	4.4	667	2,634	3.9	133	855	6.4	0	0	0.0	1	4	4.0
35	Hakim, Az-Zahir	1998-2001	285	3,492	12.3	22	143	6.5	148	2,032	13.7	112	1,280	11.4	3	37	12.3
36	Quintan, Volney	1952-56	358	3,410	9.5	246	1,489	6.1	68	1,084	15.9	20	277	13.9	24	560	23.3
37	Redden, Barry	1982-86	445	3,344	7.5	325	1,490	4.6	56	464	8.3	0	0	0.0	64	1,390	21.7
38	Waller, Ron	1955-58	431	3,294	7.6	285	1,564	5.5	41	419	10.2	57	165	2.9	48	1,146	23.9
39	Cappelletti, John	1974-78	742	3,249	4.4	632	2,246	3.6	105	947	9.0	0	0	0.0	5	56	11.2
40	Dennard, Preston	1978-83	201	3,147	15.7	12	81	6.8	189	3,066	16.2	0	0	0.0	0	0	0.0

RAMS ALL-TIME INTERCEPTION LEADERS (1940-Present)

#	Player	Years	Int	Yards	Avg	LG	TD
1	Meador, Ed	1959-70	46	547	11.9	38t	5
2	Cromwell, Nolan	1977-87	37	671	18.1	94	4
3	Irvin, LeRoy	1980-89	34	654	19.2	81t	5
4	Lyght, Todd	1991-2000	31	359	11.6	57t	4
5	Sherman, Will	1954-60	28	515	18.4	95t	3
	Williams, Clarence	1965-72	28	428	15.3	65t	2
	Perry, Rod	1975-82	28	386	13.8	83t	4
	Lyle, Keith	1994-2000	28	336	12.0	68	0
9	Elmendorf, Dave	1971-79	27	421	15.6	57t	2
10	Thomas, Pat	1976-82	26	292	11.2	64	1
11	Lewis, Woodley	1950-55	23	416	18.1	45t	1
12	Simpson, Bill	1974-78	22	391	17.8	42	0
	Gray, Jerry	1985-91	22	350	15.9	59t	3
	Atogwe, Oshiomogho	2005-2010	22	340	15.5	52t	1
15	Burroughs, Don	1955-59	21	213	10.1	46	0
	Johnson, Johnnie	1980-89	21	419	20.0	99t	4
17	Waterfield, Bob	1945-52	20	265	13.3	40	0
	McCleon, Dexter	1997-2002	20	140	7.0	43	0
19	Robertson, Isaiah	1971-78	18	266	14.8	76	2
20	Lane, Dick	1952-53	17	307	18.1	80	2
	Pardee, Jack	1957-70	17	247	14.5	46t	4
	Jackson, Monte	1975-77	17	259	15.2	46	3
23	Richter, Les	1954-62	16	206	12.9	25	0
	Nettles, Jim	1969-72	16	356	22.3	44	1
25	Williams, Jerry	1949-52	15	175	11.7	25	2
26	Rich, Herb	1951-53	14	307	21.9	97	2
	Britt, Charley	1960-63	14	241	17.2	73	1
	Youngblood, Jim	1973-84	14	262	18.7	36	4
	Bly, Dre'	1999-2002	14	247	17.6	93t	3
30	Johnson, Trumaine	2012-present	12	152	12.7	43	1
	Matheson, Riley	1939-42, 44-47	12	91	7.6	45	0
	Crow, Lindon	1961-64	12	240	20.0	65t	1
	Stukes, Charlie	1973-74	12	194	16.2	42	0
	Henley, Darryl	1989-94	12	119	9.9	25	0
35	Newsome, Vince	1983-90	12	227	18.9	81	1
	Harmon, Tom	1946-47	11	233	21.2	85	2
	Paul, Don	1948-55	11	173	15.7	32	0
	Hecker, Norb	1951-53	11	215	19.5	50	0
	Baughan, Maxie	1966-70	11	104	9.5	31	0
	Newman, Anthony	1988-94	11	164	14.9	58	1
41	Gehrke, Fred	1940, 45-49	10	108	10.8	41	0
	Sims, George	1949-50	10	83	8.3	27	1
	Dwyer, Jack	1952-55	10	169	16.9	76t	2
	McNeil, Ryan	1997-98	10	164	16.4	75t	2
	Jenkins, Janoris	2012-present	10	279	27.9	99t	2
46	Cason, Jim	1955-56	9	104	11.6	29	1
	Lamson, Chuck	1965-67	9	77	8.56	44t	1
	Howard, Gene	1971-72	9	125	13.9	55	1
	Green, Gary	1984-85	9	172	19.1	60	1
	Butler, Jerametrious	2001-06	9	87	9.7	45	0
	Williams, Aeneas	2001-2004	9	154	17.1	46t	3
52	Bartell, Ron	2005-2011	8	102	12.8	38t	1



GAME SUMMARIES





WEATHER: Indoors - ATTENDANCE: 51,792 - TIME: 12:00 p.m.

The St. Louis Rams began the 2015 season with a 34-31 overtime victory over the division rival Seattle Seahawks. The Rams' defense stalled out Seattle's opening drive after eight minutes and they were forced to punt to the Rams, who went three-and-out in their first drive of the season. Seattle's WR Tyler Lockett returned the punt 57 yards for a touchdown to put the Seahawks on top, 7-0. St. Louis answered on its next possession and tied it up on the first play of the second quarter on a 16-yard run from WR Tavon Austin. CB Trumaine Johnson came up with a diving interception on the next drive, setting up a 33-yard K Greg Zuerlein field goal that gave St. Louis a 10-7 lead. Seattle tied things back up before the half with a 25 yard field goal as time expired. Following a Rams turnover on the first drive of the half, Seattle struck again with another Steven Hauschka field goal, this time from 27 yards out. The Rams bounced back after the turnover, driving 80 yards on six plays, capped off by a 1-yard QB Nick Foles touchdown run. After forcing a three-and-out, Austin returned the punt 75 yards down the left sideline for a touchdown, making Austin the fifth player in the past 20 years to score a touchdown on a punt return and a rush in the same game. Seattle cut the deficit to one possession with just over 12 minutes remaining in the fourth quarter on a QB Russell Wilson pass to TE Jimmy Graham for a touchdown, followed by a RB Marshawn Lynch two-point conversion. The Seahawks tied the game up on Hauschka's third field goal of the afternoon with 4:50 left. On the very first play of the next drive, Foles was stripped in the pocket from behind and recovered by CB Cary Williams, who took it back to the house to give Seattle its first lead since 9:10 remaining in the third. Trailing by seven points with 4:39 to play, the Rams drove 84 yards and tie the game on a 37-yard touchdown pass to TE Lance Kendricks to force overtime. After winning the coin toss and electing to receive, the Seahawks attempted an on side kick to start overtime. WR Bradley Marquez recovered the kick at the Seattle 49-yard line, giving St. Louis good field possession that set up the eventual 37-yard game-winning field goal from the leg of Zuerlein. Seattle received an overtime possession, but the Rams' defense stopped Lynch on a fourth-and-1 rush from the St. Louis 42-yard line to end the game.

STARTING LINEUPS

SEATTLE SEAHAWKS

WR	89	D. Baldwin	LDE	72	M. Bennett
LT	76	R. Okung	LDT	77	A. Rubin
LG	68	J. Britt	RDT	92	B. Mebane
C	62	D. Nowak	RDE	56	C. Avril
RG	64	J. Sweezy	OLB	51	B. Irvin
RT	79	G. Gilliam	MLB	54	B. Wagner
TE	88	J. Graham	OLB	50	K. Wright
WR	15	J. Kearse	LCB	25	R. Sherman
QB	3	R. Wilson	RCB	26	C. Williams
FB	40	D. Coleman	SS	37	D. Bailey
RB	24	M. Lynch	FS	29	E. Thomas

ST. LOUIS RAMS

WR	18	Kenny Britt	LDE	91	C. Long
TE	89	J. Cook	LDT	99	A. Donald
LT	73	G. Robinson	RDT	90	M. Brockers
LG	68	J. Brown	RDE	94	R. Quinn
C	61	T. Barnes	LLB	52	A. Ogletree
RG	76	R. Saffold	MLB	55	J. Laurinaitis
RT	79	R. Havenstein	RLB	56	A. Ayers
TE	88	L. Kendricks	LCB	22	T. Johnson
WR	11	T. Austin	RCB	21	J. Jenkins
QB	5	N. Foles	FS	23	R. McLeod
RB	36	B. Cunningham	SS	25	T. McDonald

ST. LOUIS SUBSTITUTIONS: K 4 G.Zuerlein, P 6 J.Hekker, WR 12 S.Bailey, WR 15 B.Marquez, WR 19 C.Givens, DB 20 L.Joyner, RB 24 I.Pead, S 26 M.Barron, S 31 M.Alexander, RB 34 C.Reynolds, S 38 C.Davis, LS 44 J.McQuaide, TE 46 C.Harkey, CB 47 M. Roberson, LB 50 C.Lynch, LB 54 B.Hager, OL 65 D.Rhane, OL 69 C.Wichmann, T 71 G.Reynolds, DL 93 E.Westbrooks, DE 95 W.Hayes, DE 97 E.Sims, DT 98 N.Fairley

SCORING SUMMARY

VISITOR	Seattle Seahawks	1	2	3	4	OT	TOTAL	FIELD GOALS
HOME	St. Louis Rams	7	3	3	18	0	31	S. Hauschka (25)(27)(35)
		0	10	14	7	3	34	G. Zuerlein (33) (37)

TEAM	Qtr	Clock Time	Play (Extra Point) (Drive Info)	Visitor	Home
Seahawks	1	4:31	T.Lockett 57 rd. punt return (S.Hauschka kick)	7	0
Rams	2	14:55	T.Austin 16 yd. run (G.Zuerlein kick) (9-80, 4:36)	7	7
Rams	2	7:31	G.Zuerlein 33 yd. Field Goal (6-11, 3:39)	7	10
Seahawks	2	0:00	S.Hauschka 25 yd. Field Goal (10-58, 1:49)	10	10
Seahawks	3	9:40	S.Hauschka 27 yd. Field Goal (7-30, 3:38)	13	10
Rams	3	6:10	N.Foles 1 yd run (G.Zuerlein kick) (6-80, 3:30)	13	17
Rams	3	4:30	T.Austin 75 yd. punt return (G.Zuerlein kick)	13	24
Seahawks	4	12:04	J.Graham 7 yd pass from R.Wilson (M.Lynch run) (12-63, 4:08)	21	24
Seahawks	4	4:46	S.Hauschka 35 yd. Field Goal (10-58, 4:10)	24	24
Seahawks	4	4:39	C.Williams 8 yd. fumble return (S.Hauschka kick)	31	24
Rams	4	0:53	L.Kendricks 37 yd. pass from N.Foles (G.Zuerlein kick) (12-84, 3:46)	31	31
Rams	5	12:06	G.Zuerlein 37 yd. Field Goal (6-30, 2:54)	31	34

FINAL TEAM STATISTICS

	SEAHAWKS	RAMS		SEAHAWKS	RAMS
TOTAL FIRST DOWNS	21	19	FGs - PATs Had Blocked	0-0	0-0
By Rushing	10	5	Net Punting Average	23.5	26.3
By Passing	10	13	TOTAL RETURN YARDAGE	63	96
By Penalty	1	1	No. and Yards Punt Returns	2-63	2-81
THIRD DOWN EFFICIENCY	8-19-42%	6-11-55%	No. and Yards Kickoff Returns	2-56	3-63
FOURTH DOWN EFFICIENCY	1-2-50%	0-0-0%	No. and Yards Interception Returns	0-0	1-15
TOTAL NET YARDS	343	352	PENALTIES Number and Yards	7-46	4-30
Total Offensive Plays	79	55	FUMBLES Number and Lost	0-0	3-3
Average gain per offensive play	4.3	6.4	TOUCHDOWNS	3	4
NET YARDS RUSHING	124	76	Rushing	0	2
Total Rushing Plays	32	26	Passing	1	1
Average gain per rushing play	3.9	2.9	Interceptions	0	0
Tackles for a loss-number and yards	4-5	5-8	EXTRA POINTS Made-Attempts	3-3	4-4
NET YARDS PASSING	219	276	Kicking Made-Attempts	2-2	4-4
Times thrown	6-32	2-21	FIELD GOALS Made-Attempts	3-3	2-2
Gross yards passing	251	297	RED ZONE EFFICIENCY	1-4-25%	2-4-50%
PASS ATTEMPTS-COMP-HAD INT	41-32-1	27-18-0	GOAL TO GO EFFICIENCY	1-1-100%	1-1-100%
Avg gain per pass play	4.7	9.5	SAFETIES	0	0
KICKOFFS Number-In End Zone-TBs	7-6-3	7-7-5	FINAL SCORE	31	34
PUNTS Number and Average	4-48.8	3-47.3	TIME OF POSSESSION	37:28	28:32
Had Blocked	0	0			

FINAL INDIVIDUAL STATISTICS

SEATTLE SEAHAWKS

RUSHING	ATT	YDS	AVG	LG	TD
M.Lynch	18	73	4.1	24	0
R.Wilson	8	31	3.9	10	0
F.Jackson	3	13	4.3	7	0
T.Rawls	2	5	2.5	4	0
D.Coleman	1	2	2.0	2	0

Total **32** **124** **3.9** **24** **0**

PASSING	ATT	CMP	YDS	SK/YD	TD	LG	IN
R.Wilson	41	32	251	6/32	1	23	1

Total **41** **32** **251** **6/32** **1** **23** **1**

RECEIVING	NO	YDS	AVG	LG	TD
J.Kearse	8	76	9.5	23	0
D.Baldwin	7	35	5.0	8	0
J.Graham	6	51	8.5	19	1
M.Lynch	5	31	6.2	19	0
T.Lockett	4	34	8.5	12	0
F.Jackson	1	16	16.0	16	0
C.Matthews	1	8	8.0	8	0

Total **32** **251** **7.8** **23** **1**

INTERCEPTIONS	NO	YDS	AVG	LG	TD

PUNTING	NO	YDS	AVG	NET	TB/I20	LG
J.Ryan	4	195	48.8	23.5	1/2	61
Total	4	195	23.5	1	2	61

PUNT RETURNS	NO	YDS	AVG	FC	LG	TD
T.Lockett	2	63	31.5	0	57	1
Total	2	63	31.5	0	57	1

KICKOFF RETURNS	NO	YDS	AVG	FC	LG	TD
T.Lockett	2	56	28.0	0	35	1
Total	2	56	28.0	0	35	1

ST. LOUIS RAMS

RUSHING	ATT	YDS	AVG	LG	TD
B.Cunningham	16	45	2.8	9	0
T.Austin	4	17	4.3	16	1
N.Foles	4	11	2.8	9	1
I.Pead	2	3	1.5	4	0

Total **26** **76** **2.9** **16** **2**

PASSING	ATT	CMP	YDS	SK/YD	TD	LG	IN
N.Foles	27	18	297	2/21	1	42	0

Total **27** **18** **297** **2/21** **1** **42** **0**

RECEIVING	NO	YDS	AVG	LG	TD
J.Cook	5	85	17.0	30	0
B.Cunningham	4	77	19.3	42	0
S.Bailey	3	58	19.3	29	0
L.Kendricks	2	42	21.0	37	1
K.Britt	2	37	18.5	21	0
T.Austin	2	-2	01.0	7	0

Total **18** **297** **16.5** **42** **1**

INTERCEPTIONS	NO	YDS	AVG	LG	TD
T.Johnson	1	15	15.0	15	0

PUNTING	NO	YDS	AVG	NET	TB/I20	LG
J.Hekker	3	142	47.3	26.3	0/0	55
Total	3	142	47.3	26.3	0/0	55

PUNT RETURNS	NO	YDS	AVG	FC	LG	TD
T.Austin	2	81	40.5	1	75	1
Total	2	81	40.5	1	75	1

KICKOFF RETURNS	NO	YDS	AVG	FC	LG	TD
I.Pead	3	63	21.0	0	22	0
Total	3	63	21.0	0	22	0

DEFENSIVE STATISTICS (Based on coaches' film review)

PLAYER	T	S	A	S-YDS	I-YDS	PD	FF	FR	PLAYER	T	S	A	S-YDS	I-YDS	PD	FF	FR
M.Brockers	13	6	7	0-0	0-0	0	0	0	M.Barron	5	3	2	0-0	0-0	0	0	0
A.Donald	11	6	5	2-10	0-0	0	0	0	C.Long	5	3	2	0-0	0-0	0	0	0
A.Ogletree	11	8	3	0-0	0-0	0	0	0	T.Johnson	4	3	1	0-0	1-15	0	0	0
T.J.McDonald	10	6	4	0-0	0-0	1	0	0	N.Fairley	3	0	3	0-0	0-0	0	0	0
R.McLeod	9	6	3	0-0	0-0	0	0	0	R.Quinn	3	2	1	2-5	0-0	0	0	0
W.Hayes	7	5	2	0-0	0-0	0	0	0	E.Westbrooks	3	1	2	0-0	0-0	0	0	0
J.Laurinaitis	7	6	1	0-0	0-0	0	0	0	E.Sims	3	1	2	1-7	0-0	0	0	0
J.Jenkins	6	4	2	0-0	0-0	1	0	0	A.Ayers	2	2	0	0-0	0-0	0	0	0
L.Joyner	6	5	1	1-10	0-0	0	0	0									
M.Roberson	5	5	0	0-0	0-0	1	0	0	TOTAL	113	72	41	6-32	1-15	3	0	0



WEATHER: Cloudy, 72° - **ATTENDANCE:** 72,460 - **TIME:** 12:03 p.m.

In their first road game of the season, the Rams fell behind early and trailed 10-0 at the end of the first quarter. Washington scored its first points of the day on a quick, three play 72-yard touchdown drive that took just 1:18 and was capped off with a RB Matt Jones 39-yard run. The Redskins tacked on three more points on their next possession with a 46-yard field goal to make it 10-0 with under a minute to play in the opening quarter. After the Rams defense forced a three-and-out on the Redskins to start the second quarter, Washington bounced back with a scoring drive that lasted 7:44 and extended their lead to 17-0 before the half. QB Kirk Cousins hooked up with WR Pierre Garcon for four yards on the scoring play. St. Louis came racing out of the gates in the second half, scoring on each of its first two possessions to cut it to a one possession game. Starting near midfield in their opening drive of the second half, the Rams used the good field position to generate a Greg Zuerlein 52 yard field goal. On the next drive, DE Robert Quinn forced Jones to fumble, giving St. Louis excellent field position for the second consecutive drive. The Rams capitalized on the opportunity two plays later, hitting WR Kenny Britt with a 40-yard strike over the middle to make it 17-10 with 7:01 remaining in the third quarter. The teams each exchanged a pair of punts before Washington scored an insurance touchdown to go back up two scores with 2:38 remaining in the game. Jones put the finishing touches on a 12 play, 12:22 drive with his second touchdown of the afternoon to bring the score to its final, 24-10. The Redskins' defense stepped up after allowing back-to-back scoring drives in the third quarter, holding the Rams to just 33 yards for the remainder of the game and not allowing a snap on their side of the field. Washington held an 11:07-3:53 advantage in time of possession in the fourth quarter to keep the St. Louis offense and a chance at a comeback on the sidelines.

STARTING LINEUPS

ST. LOUIS RAMS

WR 18 K.Britt	LDE 91 C.Long
TE 89 J.Cook	LDT 99 A.Donald
LT 73 G.Robinson	RDT 90 M.Brockers
LG 68 J.Brown	RDE 94 R.Quinn
C 61 T.Barnes	LLB 52 A.Ogletree
RG 76 R.Saffold	MLB 55 J.Laurinaitis
RT 79 R.Havenstein	RLB 56 A.Ayers
TE 88 L.Kendricks	LCB 47 M.Roberson
WR 11 T.Austin	RCB 21 J.Jenkins
QB 5 N.Foles	FS 23 R.McLeod
RB 36 B.Cunningham	SS 25 T.McDonald

WASHINGTON REDSKINS

TE 89 D.Carrier	LDE 90 S.Paea
LT 71 T.Williams	NT 98 T.Knighton
LG 77 S.Lauvao	RDE 97 J.Hatcher
C 78 K.Lichtensteiger	SLB 93 T.Murphy
RG 75 B.Scherff	MIKE 52 K.Robinson
RT 76 M.Moses	MO 56 P.Riley
TE 86 J.Reed	WLB 91 R.Kerrigan
WR 88 P.Garcon	CB 23 D.Hall
QB 8 K.Cousin	CB 26 B.Breeland
TE 85 A.McCoy	SS 34 T.Robinson
RB 46 A.Morris	FS 38 D.Goldson

ST. LOUIS SUBSTITUTIONS: K 4 G.Zuerlein, P 6 J.Hekker, WR 12 S.Bailey, WR 15 B.Marquez, WR 19 C.Givens, DB 20 L.Joyner, CB 22 T.Johnson, RB 24 I.Pead, S 26 M.Barron, S 31 M.Alexander, RB 34 B.Cunningham, S 38 C.Davis, LS 44 J.McQuaide, TE 46 C.Harkey, LB 50 C.Lynch, LB 53 D.Bates, LB 54 B.Hager, OL 65 D.Rhane, T 71 G.Reynolds, DL 93 E.Westbrooks, DE 95 W.Hayes, DT 98 N.Fairley

SCORING SUMMARY

		1	2	3	4	OT	TOTAL	FIELD GOALS
VISITOR	St. Louis Rams	0	0	10	0	0	10	G.Zuerlein (52)
HOME	Washington Redskins	10	7	0	7	0	24	D.Hopkins (46)

TEAM	Qtr	Clock		Play (Extra Point) (Drive Info)	Visitor	Home
		Time	Time			
Redskins	1	7:05		M.Jones 39 yd. run (D.Hopkins kick) (3-72, 1:18)	0	7
Redskins	1	0:53		D.Hopkins 46 yd. Field Goal (8-38, 4:27)	0	10
Redskins	2	3:02		P.Garcon 4 yd. pass from K.Cousins (D.Hopkins kick) (12-82, 7:44)	0	17
Rams	3	9:33		G.Zuerlein 52 yd. Field Goal (6-34, 3:15)	3	17
Rams	3	7:01		K.Britt 40 yd. pass from N.Foles (G.Zuerlein kick) (2-49, 0:54)	10	17
Redskins	4	2:38		M.Jones 3 yd. run (D.Hopkins kick) (12-77, 6:49)	10	24

FINAL TEAM STATISTICS

	RAMS	WASH		RAMS	WASH
TOTAL FIRST DOWNS	11	19	FGs - PATs Had Blocked	0	0
By Rushing	4	8	Net Punting Average	46.1	37.3
By Passing	6	10	TOTAL RETURN YARDAGE	0	12
By Penalty	1	1	No. and Yards Punt Returns	0-0	5-12
THIRD DOWN EFFICIENCY	2-12-17%	8-16-50%	No. and Yards Kickoff Returns	1-28	1-23
FOURTH DOWN EFFICIENCY	0-1-0%	0-0-0%	No. and Yards Interception Returns	0-0	0-0
TOTAL NET YARDS	213	373	PENALTIES Number and Yards	9-80	7-53
Total Offensive Plays	46	66	FUMBLES Number and Lost	2-0	1-1
Average gain per offensive play	4.6	5.7	TOUCHDOWNS	1	3
NET YARDS RUSHING	67	182	Rushing	0	2
Total Rushing Plays	13	37	Passing	1	1
Average gain per rushing play	5.2	4.9	EXTRA POINTS Made-Attempts	1-1	3-3
Tackles for a loss-number and yards	1-1	5-9	Kicking Made-Attempts	1-1	3-3
NET YARDS PASSING	146	191	FIELD GOALS Made-Attempts	1-1	1-1
Times thrown	1-4	2-12	RED ZONE EFFICIENCY	0-0-0%	2-2-100%
Gross yards passing	150	203	GOAL TO GO EFFICIENCY	0-0-0%	2-2-100%
PASS ATTEMPTS-COMP-HAD INT	32-17-0	27-23-0	SAFETIES	0	0
Avg gain per pass play	4.4	6.6	FINAL SCORE	10	24
KICKOFFS Number-In End Zone-TBs	3-2-2	5-5-4	TIME OF POSSESSION	22:16	37:44
PUNTS Number and Average	8-47.6	6-40.7			
Had Blocked	0	0			

FINAL INDIVIDUAL STATISTICS

ST. LOUIS RAMS

RUSHING	ATT	YDS	AVG	LG	TD
T.Austin	4	40	10.0	16	0
T.Mason	7	26	3.7	12	0
N.Foles	1	1	1.0	1	0
B.Cunningham	1	0	0.0	0	0
Total	13	67	5.2	16	0

PASSING	ATT	CMP	YDS	SK/YD	TD	LG	IN
N.Foles	32	17	150	1/4	1	40	0
Total	32	17	150	1/4	1	40	0

RECEIVING	NO	YDS	AVG	LG	TD
J.Cook	5	47	9.4	14	0
B.Cunningham	4	27	6.8	10	0
K.Britt	2	44	22.0	40t	1
T.Mason	2	4	2.0	3	0
L.Kendricks	1	15	15.0	15	0
C.Givens	1	7	7.0	7	0
T.Austin	1	6	6.0	6	0
S.Bailey	1	0	0.0	0	0
Total	17	150	8.8	40	1

INTERCEPTIONS	NO	YDS	AVG	LG	TD

PUNTING	NO	YDS	AVG	NET	TB/120	LG
J.Hekker	8	381	47.6	46.1	0/4	53
Total	8	381	47.6	46.1	0/4	0

PUNT RETURNS	NO	YDS	AVG	FC	LG	TD
[Downed]	4	0	0.0	0	0	0
[Out of Bounds]	1	0	0.0	0	0	0
[Touchback]	1	0	0.0	0	0	0
Total	0	0	0.0	1	0	0

KICKOFF RETURNS	NO	YDS	AVG	FC	LG	TD
B.Cunningham	1	28	28.0	0	0	0
[Touchback]	2	0	0.0	0	0	0
Total	1	28	28.0	0	28	0

WASHINGTON REDSKINS

RUSHING	ATT	YDS	AVG	LG	TD
M.Jones	19	123	6.5	39	2
A.Morris	18	59	3.3	35	0
Total	37	182	4.9	39	2

PASSING	ATT	CMP	YDS	SK/YD	TD	LG	IN
K.Cousins	27	23	203	2/12	1	35	0
Total	27	23	203	2/12	1	35	0

RECEIVING	NO	YDS	AVG	LG	TD
J.Reed	6	82	13.7	29	0
P.Garcon	6	23	3.8	6	1
R.Grant	3	45	15.0	35	0
M.Jones	3	23	7.7	18	0
A.Morris	2	13	6.5	9	0
C.Thompson	1	10	10.0	10	0
J.Crowder	1	7	7.0	7	0
A.Roberts	1	0	0.0	0	0
Total	23	203	8.8	35	1

INTERCEPTIONS	NO	YDS	AVG	LG	TD

PUNTING	NO	YDS	AVG	NET	TB/120	LG
T.Way	6	244	40.7	37.3	1/1	56
Total	6	244	40.7	37.3	1/1	56

PUNT RETURNS	NO	YDS	AVG	FC	LG	TD
J.Crowder	5	12	2.4	2	10	0
Total	5	12	2.4	2	10	0

KICKOFF RETURNS	NO	YDS	AVG	FC	LG	TD
R.Ross	1	23	23.0	0	23	0
[Touchback]	2	0	0.0	0	0	0
Total	1	23	23.0	0	23	0

DEFENSIVE STATISTICS (Based on coaches' film review)

PLAYER	T	S	A	S-YDS	I-YDS	PD	FF	FR
A.Ogletree	18	15	3	0-0	0-0	0	0	0
M.Brookers	9	6	3	0-0	0-0	0	0	0
T.J.McDonald	7	4	3	0-0	0-0	0	0	1
J.Laurinaitis	6	3	3	0-0	0-0	0	0	0
R.McLeod	6	5	1	0-0	0-0	0	0	0
M.Barron	6	5	1	0-0	0-0	0	0	0
R.Quinn	5	1	4	0-0	0-0	0	1	0
W.Hayes	5	3	2	0-0	0-0	0	0	0
A.Donald	5	4	1	0.5-4	0-0	0	0	0
J.Jenkins	5	5	0	0-0	0-0	0	0	0

PLAYER	T	S	A	S-YDS	I-YDS	PD	FF	FR
L.Joyner	4	4	0	0-0	0	0	0	0
C.Long	4	2	2	1-6	0-0	0	0	0
N.Fairley	4	2	2	0.5-2	0-0	0	0	0
A.Ayers	4	2	2	0-0	0	0	0	0
E.Westbrooks	3	2	1	0-0	0-0	0	0	0
T.Johnson	1	1	0	0-0	0-0	1	1	1
TOTAL	92	64	28	2-12	0-0	1	1	1



WEATHER: Indoors - **ATTENDANCE:** 52,433 - **TIME:** 12:00 p.m.

After winning the coin toss and electing to receive, Pittsburgh took the opening kickoff and drove 77 yards and capped off the 13-play drive with a 21-yard field goal. DT Michael Brockers stuffed RB Le'Veon Bell in the backfield for a one yard loss on third-and-goal from the 2-yard line to hold the Steelers to just three points on the opening drive. The Rams first possession of the game ended with a Johnny Hekker punt that pinned Pittsburgh inside of the 10-yard line. The Steelers responded with another lengthy drive, this time marching 92 yards in 12 plays and scoring on a one-yard touchdown run by Bell. Pittsburgh attempted a two point conversion but failed on a pass from QB Ben Roethlisberger intended for WR Darius Heyward-Bey. RB Todd Gurley made his Rams debut on the next drive and St. Louis moved into Steelers territory for the first time before being stopped on third down at the Steelers 48-yard line. The Rams then attempted a fake punt, but Hekker's pass intended for WR Stedman Bailey came up short for an incompleteness and turnover on downs. The Steelers tried for a big play of their own on the second play of the following drive, but Roethlisberger's deep pass was picked off by CB Janoris Jenkins for his first interception of the season. The turnover sparked a scoring drive from the Rams, as they drove 50 yards to set up a 49-yard K Greg Zuerlein field goal that made it 9-3 heading into halftime. On the Steelers first drive of the second half, Roethlisberger hurt his knee on a sack by S Mark Barron, forcing backup QB Mike Vick to take over for the remainder of the game. The second half featured a defensive battle, as each team exchanged three punts before the Rams brought the deficit to a field goal with 5:42 remaining in the game. A long pass attempt to WR Kenny Britt down the left sideline drew a flag for pass interference, setting up Zuerlein for the 27-yard field goal. The Rams got the ball back trailing by three with 3:02 to play, but a CB Will Allen interception on the first play of the drive gave the momentum back to the Steelers. Pittsburgh ran the clock down to the two-minute warning before extending the lead to 12-6 on a K Josh Scobee 41-yard field goal. The Rams final try of the game came up empty after a fourth down pass to Britt was ruled incomplete by the replay official, allowing the Steelers to run out the remaining time left on the clock.

STARTING LINEUPS

PITTSBURGH STEELERS

WR	84 A. Brown	LDE	97 C. Heyward
LT	68 K. Beachum	NT	90 S. McLendon
LG	73 R. Foster	RDE	91 S. Tuitt
C	72 C. Wallace	LOLB	55 A. Moats
RG	66 D. DeCastro	LILB	51 S. Spence
RT	77 M. Gilbert	RILB	94 L. Timmons
TE	83 H. Miller	ROLB	95 J. Jones
WR	11 M. Wheaton	LCB	22 W. Gay
QB	7 B. Roethlisberger	RCB	41 A. Blake
WR	34 De. Williams	SS	20 W. Allen
RB	26 L. Bell	RCB	23 M. Mitchell

ST. LOUIS RAMS

WR	18 K. Britt	LDE	91 C. Long
TE	89 J. Cook	LDT	99 A. Donald
LT	73 G. Robinson	RDT	90 M. Brockers
LG	68 J. Brown	RDE	94 R. Quinn
C	61 T. Barnes	LLB	52 A. Ogletree
RG	76 R. Saffold	MLB	55 J. Laurinaitis
RT	79 R. Havenstein	CB	20 L. Joyner
TE	88 L. Kendricks	LCB	22 T. Johnson
WR	11 T. Austin	RCB	21 J. Jenkins
QB	5 N. Foles	FS	23 R. McLeod
RB	27 T. Mason	SS	25 T. McDonald

ST. LOUIS SUBSTITUTIONS: K 4 G.Zuerlein, P 6 J.Hekker, WR 12 S.Bailey, WR 15 B.Marquez, WR 19 C.Givens, S 26 M.Barron, RB 30 T. Gurley, S 31 M.Alexander, RB 34 B.Cunningham, S 38 C.Davis, LS 44 J.McQuaide, TE 46 C.Harkey, CB 47 M. Roberson, LB 50 C.Lynch, LB 53 D.Bates, LB 54 B.Hager, LB 56 A. Ayers, T. 63 D. Williams, OL 65 D.Rhane, T 71 G.Reynolds, DL 93 E.Westbrooks, DE 95 W.Hayes, DT 98 N.Fairley

SCORING SUMMARY

		1	2	3	4	OT	TOTAL	FIELD GOALS
VISITOR	Pittsburgh Steelers	3	6	0	3	0	12	J. Scobee (21) (41)
HOME	St. Louis Rams	0	3	0	3	0	6	G.Zuerlein (49) (27)

TEAM	Qtr	Clock Time	Play (Extra Point) (Drive Info)	Visitor Home	
				Visitor	Home
Steelers	1	7:18	J. Scobee 21 yd. Field Goal (13-77, 7:42)	3	0
Steelers	2	13:00	L. Bell 1 yd. run (pass failed) (12-92, 6:03)	9	0
Rams	2	2:05	G. Zuerlein 49 yd. Field Goal (9-50, 4:47)	9	3
Rams	4	5:38	G. Zuerlein 27 yd. Field Goal (7-62, 4:06)	9	6
Steelers	4	1:56	J. Scobee 41 yd. Field Goal (4-8, 0:55)	12	6



WEATHER: Indoors - **ATTENDANCE:** 63,146 - **TIME:** 3:25 p.m.

The Rams were given excellent field position to start the game after S Mark Barron hit KR David Johnson and knocked the ball loose on the opening kickoff. LB Daren Bates recovered at the Arizona 17 and set up St. Louis for a quick three play drive, culminating with a 12-yard touchdown pass from QB Nick Foles to WR Tavon Austin. The Rams defense set the tone for the game on the Cardinals first possession, sacking QB Carson Palmer twice before forcing a punt. On the Cardinals next possession, the ball was placed on the Rams' 1-yard line after a flag was thrown for pass interference in the end zone. The St. Louis defense held strong, stopping Arizona on three straight plays to force a field goal. The Cardinals continued to cut into the lead later with a 27-yard Chandler Catanzaro's field goal to make it 7-6. After the Rams were forced to punt for the third straight possession, the St. Louis defense forced another turnover when CB Janoris Jenkins came up with an interception in the end zone on a deep pass from Palmer intended for WR John Brown. The Rams capitalized on the takeaway and put three points on the board, set up by a 47-yard pass to Austin down the right side that led to a 30-yard Greg Zuerlein field goal. Arizona responded with a field goal of their own on the following drive with Catanzaro's third field goal of the opening half, this time from 42 yards to make it 10-9 Rams at the break. The Rams forced their third turnover of the game on Arizona's first drive of the second half. S Rodney McLeod forced a fumble on the Cardinals 42-yard line and was recovered by CB Trumaine Johnson, giving the Rams another short field to work with. This time, the Rams put seven on the board when Foles connected with WR Stedman Bailey for 18 yards to give St. Louis its biggest lead of the game at 17-9. Two more Catanzaro field goals brought it to 17-15 early in the fourth quarter. The Rams answered with an 80 yard drive, with every play going to either Austin or RB Todd Gurley. Gurley busted loose on the third play of the drive for a 52-yard run before Foles eventually found Austin over the middle for the receiver's second touchdown of the day to give the Rams a 24-15 lead with just over eight minutes remaining. The Cardinals scored their first touchdown of the afternoon and cut the lead to two with 4:44 to go. Arizona moved into St. Louis territory on its final drive of the game needing a field goal to win, but the Rams defense came up with a stop on fourth-and-two from the 43-yard line to get the ball back to the offense. Gurley rushed for 48 of his 106 fourth-quarter yards on the final drive to run out the clock and secure the victory.

STARTING LINEUPS

ST. LOUIS RAMS

WR	18	Kenny Britt	LDE	91	C. Long
TE	89	J. Cook	LDT	99	A. Donald
LT	73	G. Robinson	RDT	90	M. Brockers
LG	68	J. Brown	RDE	94	R. Quinn
C	61	T. Barnes	LLB	52	A. Ogletree
RG	76	R. Saffold	MLB	55	J. Laurinaitis
RT	79	R. Havenstein	RLB	56	A. Ayers
WR	12	S. Bailey	LCB	22	T. Johnson
WR	11	T. Austin	RCB	21	J. Jenkins
QB	5	N. Foles	FS	23	R. McLeod
RB	30	T. Gurley	SS	25	T. McDonald

ARIZONA CARDINALS

WR	L. Fitzgerald	DE	93	C. Campbell	
LT	68	J. Veldheer	NT	97	J. Mauro
LG	76	M. Lupati	DT	92	F. Rucker
C	63	L. Sendlein	ILB	51	K. Minter
RG	61	J. Cooper	WILL	57	A. Okafor
RT	70	B. Massie	LCB	21	P. Peterson
TE	85	D. Fells	RCB	25	J. Powers
TE	87	T. Nikias	SS	20	D. Buchannon
QB	3	C. Palmer	FS	32	T. Mathieu
RB	23	C. Johnson	DB	22	T. Jefferson
TE	84	J. Gresham	DB	26	R. Johnson

ST. LOUIS SUBSTITUTIONS: K 4 G.Zuerlein, P 6 J.Hekker, WR 15 B.Marquez, DB 20 L. Joyner, S 26 M.Barron, RB 27 T. Mason, RB 36 B.Cunningham, DB 37 C. Bryant, S 38 C.Davis, LS 44 J.McQuaide, TE 46 C.Harkey, CB 47 M. Roberson, LB 50 C.Lynch, LB 53 D.Bates, LB 54 B.Hager, OL 65 D.Rhaney, G 69 C. Wichmann, T 71 G.Reynolds, WR 83 B. Quick, DL 93 E.Westbrooks, DE 95 W.Hayes, DT 98 N.Fairley

SCORING SUMMARY

		1	2	3	4	OT	TOTAL	FIELD GOALS
VISITOR	St. Louis Rams	7	3	7	7	0	24	G. Zuerlein (30)
HOME	Arizona Cardinals	3	6	3	10	0	22	C. Catanzaro (21)(27)(42)(38)(29)

TEAM	Qtr	Clock Time	Play (Extra Point) (Drive Info)	Visitor Home	
				Visitor	Home
Rams	1	13:24	T. Austin 12 yd. pass from N. Foles (G. Zuerlein kick) (3-17, 1:29)	7	0
Cardinals	1	4:13	C. Catanzaro 21 yd. Field Goal (8-62, 4:19)	7	3
Cardinals	2	10:45	C. Catanzaro 27 yd. Field Goal (13-51, 6:29)	7	6
Rams	2	3:16	G. Zuerlein 30 yd. Field Goal (7-68, 3:34)	10	6
Cardinals	2	1:13	C. Catanzaro 42 yd. Field Goal (9-56, 2:03)	10	9
Rams	3	5:44	S. Bailey 18 yd. pass from N. Foles (G. Zuerlein kick) (5-58, 2:52)	17	9
Cardinals	3	1:13	C. Catanzaro 38 yd. Field Goal (9-60, 4:31)	17	12
Cardinals	4	11:57	C. Catanzaro 29 yd. Field Goal (6-41, 2:55)	17	15
Rams	4	8:16	T. Austin 12 yd. pass from N.Foles (G. Zuerlein kick) (6-80, 3:41)	24	15
Cardinals	4	4:38	D. Johnson 23 yd. pass from C. Palmer (C.Catanzaro kick) (8-80, 3:38)	24	22



WEATHER: Clear, 67° - **ATTENDANCE:** 78,432 - **TIME:** 12:02 p.m.

Green Bay struck first on their first possession of the game with a six play, 56-yard drive that resulted in a 31-yard touchdown pass from QB Aaron Rodgers to WR Ty Montgomery. The Rams drove into Packer territory on the following drive, but were forced to punt after a Green Bay sack pushed St. Louis out of field goal range. The Packers drove into Rams territory before Rodgers threw a pass that was tipped at the line and intercepted by LB James Laurinaitis. The interception was Rodgers' first pick at Lambeau Field since 2012. The Rams couldn't capitalize on the mistake, turning the ball right back over three plays later with an interception by DB Micah Hyde. It was the first time all season that the Rams forced a turnover and didn't come away with any points. After the Rams defense came up with a stop on 4th down, QB Nick Foles threw his second interception of the game three plays later. This time, the Packers made the Rams pay for the mistake, returning the INT 45 yards for a TD and a 14-0 lead at the end of the first quarter. After the teams exchanged punts, the Rams got on the board with a 9 play, 80-yard drive. St. Louis cashed in on a short pass to WR Tavon Austin that made it 14-7. Rodgers then threw his second interception of the afternoon, this time picked off by CB Trumaine Johnson on a diving grab before returning it 29 yards. That set up a Greg Zuerlein 42-yard field goal that made it 14-10 Packers heading into halftime. Green Bay opened up the second half with the ball and didn't waste any time extending their lead. On the fourth play of the drive, Rodgers connected with WR James Jones down the middle for a 65-yard touchdown that put the Packers on top 21-10. Sensing the change in momentum, the Rams faked a punt on their own side of the field and converted a 20-yard pass for a first down. Later in the drive however, Green Bay blocked the 50-yard field goal attempt by Zuerlein. Zuerlein missed a 53-yarder on the Rams next possession after DE Rob Quinn sacked Rodgers and forced a fumble. The Rams made two drives into the red zone in the fourth quarter, but both ended with interceptions, spoiling the chance of a comeback. Green Bay added on one more field goal with just over a minute remaining to bring the score to its final, 24-10.

STARTING LINEUPS

ST. LOUIS RAMS

WR	18 K. Britt	LDE	91 C. Long
TE	46 C. Harkney	LDT	99 A. Donald
LT	73 G. Robinson	RDT	90 M. Brockers
LG	68 J. Brown	RDE	94 R. Quinn
C	61 T. Barnes	LLB	26 M. Barron
RG	76 R. Saffold	MLB	55 J. Laurinaitis
RT	79 R. Havenstein	DB	20 L. Joyner
TE	88 L. Kendrick	LCB	22 T. Johnson
WR	11 T. Austin	RCB	21 J. Jenkins
QB	5 N. Foles	FS	23 R. McLeod
RB	30 T. Gurley	SS	25 T. McDonald

GREEN BAY PACKERS

WR	89 J. Jones	NOSE90	B. Raji
WR	88 T. Montgomery	DT	76 M. Daniels
LT	69 D.Bakhtiari	LOLB	56 J. Peppers
LG	71 J. Sitton	BLB	51 N. Palmer
C	63 C.Linsley	MLB	52 C. Matthews
RG	70 T. Lang	ROLB	96 M. Neal
RT	75 B. Bulaga	LCB	23 D. Randall
TE	82 R. Rodgers	RCB	37 S. Shields
WR	18 R. Cobb	CB	29 C. Hayward
QB	12 A. Rodgers	SS	33 M. Hyde
RB	27 E. Lacy	FS	21 H. Clinton-Dix

ST. LOUIS SUBSTITUTIONS: K 4 G.Zuerlein, P 6 J.Hekker, WR 12 S.Bailey, WR 15 B.Marquez, RB 27 T. Mason, RB 34 C.Reynolds, RB 36 B.Cunningham, DB 37 C. Bryant, S 38 C.Davis, LS 44 J.McQuaide, CB 47 M. Roberson, LB 50 C.Lynch, LB 53 D.Bates, LB 54 B.Hager, LB 56 A.Ayers, T 64 A. Donnal, OL 65 D.Rhane, T 71 G.Reynolds, WR 83 B. Quick, TE 89 J.Cook, DE 95 W.Hayes, DE 97, E.Sims, DT 98 N.Fairley

SCORING SUMMARY

		1	2	3	4	OT	TOTAL	FIELD GOALS
VISITOR	St. Louis Rams	0	10	0	0	0	10	M. Crosby (35)
HOME	Green Bay Packers	14	0	7	3	0	24	G. Zuerlein (42) 50B 53WL 63WL

TEAM	Qtr	Clock Time	Play (Extra Point) (Drive Info)	Visitor Home	
				Visitor	Home
Packers	1	12:09	T.Montgomery 31 yd. pass from A.Rodgers (M.Crosby kick) (6-56, 1:48)	0	7
Packers	1	0:53	Q.Rollins 45 yd. interception return (M.Crosby kick)	0	14
Rams	2	7:12	T.Austin 5 yd pass from N.Foles (G.Zuerlein kick)(9-80, 5:10)	7	14
Rams	2	1:40	G.Zuerlein 42 yd. Field Goal (7-9, 2:23)	10	14
Packers	3	12:41	J.Jones 65 yd. pass from A.Rodgers (M.Crosby kick) (4-75, 2:19)	10	21
Packers	4	1:03	M.Crosby Field Goal (7-30, 2:20)	10	24

FINAL TEAM STATISTICS

	RAMS	PACKERS		RAMS	PACKERS
TOTAL FIRST DOWNS	17	19	FGs - PATs Had Blocked	0-0	0-0
By Rushing	5	5	Net Punting Average	40.6	40.3
By Passing	10	12	TOTAL RETURN YARDAGE	49	12
By Penalty	2	2	No. and Yards Punt Returns	5-29	2-12
THIRD DOWN EFFICIENCY	6-14-43%	5-14-36%	No. and Yards Kickoff Returns	0-0	2-54
FOURTH DOWN EFFICIENCY	0-2-0%	0-0-0%	No. and Yards Interception Returns	1-20	0-0
TOTAL NET YARDS	432	309	PENALTIES Number and Yards	5-23	8-38
Total Offensive Plays	66	71	FUMBLES Number and Lost	1-1	1-0
Average gain per offensive play	6.5	4.4	TOUCHDOWNS	4	2
NET YARDS RUSHING	89	93	Rushing	0	1
Total Rushing Plays	30	24	Passing	3	1
Average gain per rushing play	3.0	3.9	Interceptions	1	0
Tackles for a loss-number and yards	6-13	2-2	EXTRA POINTS Made-Attempts	4-4	2-2
NET YARDS PASSING	343	216	Kicking Made-Attempts	4-4	2-2
Times thrown	0-0	5-20	FIELD GOALS Made-Attempts	1-1	1-1
Gross yards passing	343	236	RED ZONE EFFICIENCY	1-2-50%	1-1-100%
PASS ATTEMPTS-COMP-HAD INT	36-22-0	42-21-1	GOAL TO GO EFFICIENCY	0-1-0%	1-1-100%
Avg gain per pass play	9.5	4.6	SAFETIES	0	0
KICKOFFS Number-In End Zone-TBs	6-6-4	4-3-3	FINAL SCORE	31	17
PUNTS Number and Average	5-43.0	8-43.9	TIME OF POSSESSION	28:38	31:22
Had Blocked	0	0			

FINAL INDIVIDUAL STATISTICS

ST. LOUIS RAMS

RUSHING	ATT	YDS	AVG	LG	TD
T. Gurley	30	159	5.3	55	0
T. Austin	3	22	7.3	15	0
T. Mason	2	8	4.0	6	0
N. Foles	1	2	2.0	2	0
Total	36	191	5.4	55	0

PASSING	ATT	CMP	YDS	SK/YD	TD	LG	IN
N. Foles	30	11	141	3/18	1	68	4
J. Hekker	1	1	20	0/0	0	20	0
Total	31	12	161	3/18	1	68	4

RECEIVING	NO	YDS	AVG	LG	TD
S. Bailey	3	73	24.3	68	0
B. Cunningham	2	28	14.0	17	0
L. Kendrick	2	16	8.0	12	0
T. Austin	2	6	3.0	5	1
C. Davis	1	20	20.0	20	0
B. Quick	1	10	10.0	10	0
J. Cook	1	8	8.0	8	0
Total	12	161	13.4	68	1

INTERCEPTIONS	NO	YDS	AVG	LG	TD
T. Johnson	1	29	29.0	29	0
J. Laurinaitis	1	0	0.0	0	0
Total	2	29	14.5	29	0

PUNTING	NO	YDS	AVG	NET	TB/120	LG
J. Hekker	4	181	45.3	38.0	1/1	51
Total	4	181	45.3	38.0	1/1	51

PUNT RETURNS	NO	YDS	AVG	FC	LG	TD
T. Austin	2	4	2.0	0	25	0
Total	5	29	5.8	1	13	0

KICKOFF RETURNS	NO	YDS	AVG	FC	LG	TD
Total	0	0	0	0	0	0

GREEN BAY PACKERS

RUSHING	ATT	YDS	AVG	LG	TD
A. Rodgers	8	39	4.9	18	0
E. Lacy	13	27	2.1	8	0
J. Starks	5	17	3.4	6	0
J. Kuhn	1	3	3.0	3	0
Total	27	86	3.2	18	0

PASSING	ATT	CMP	YDS	SK/YD	TD	LG	IN
A. Rodgers	30	19	241	2/5	2	65	2
Total	30	19	241	2/5	2	65	2

RECEIVING	NO	YDS	AVG	LG	TD
R. Rodgers	6	45	7.5	18	0
T. Montgomery	4	59	14.8	31	1
J. Starks	3	29	9.7	19	0
R. Cobb	3	23	7.7	10	0
J. Jones	2	77	38.5	65	1
E. Lacy	1	8	8.0	8	0
Total	19	241	12.7	65	2

INTERCEPTIONS	NO	YDS	AVG	LG	TD
Q. Rollins	2	48	24.0	45	1
M. Hyde	1	2	2.0	2	0
H. Clinton-Dix	1	0	0.0	0	0
Total	4	50	12.5	45	1

PUNTING	NO	YDS	AVG	NET	TB/120	LG
T. Masthay	4	191	47.8	36.8	2/0	53
Total	4	191	47.8	36.8	2/0	53

PUNT RETURNS	NO	YDS	AVG	FC	LG	TD
M. Hyde	2	9	4.5	1	9	0
Total	2	12	6.0	3	12	0

KICKOFF RETURNS	NO	YDS	AVG	FC	LG	TD
B. Cunningham	2	54	27.0	0	31	0
Total	2	54	27.0	0	31	0

DEFENSIVE STATISTICS (Based on coaches' film review)

PLAYER	T	S	A	S-YDS	I-YDS	PD	FF	FR
T.J. McDonald	10	7	3	0-0	0-0	0	0	0
J. Laurinaitis	9	5	4	0-0	1-0	0	0	0
L. Joyner	8	8	0	0-0	0-0	0	0	1
M. Barron	6	4	2	0-0	0-0	3	0	0
R. Quinn	6	5	1	1-2	0-0	0	1	0
M. Brockers	5	3	2	1-3	0-0	0	0	0
E. Sims	5	2	3	0-0	0-0	0	0	0
W. Hayes	5	4	1	0-0	0-0	0	0	0
T. Johnson	4	4	0	0-0	1-29	0	0	0
R. McLeod	4	3	1	0-0	0-0	0	0	0

PLAYER	T	S	A	S-YDS	I-YDS	PD	FF	FR
A. Donald	3	2	1	0-0	0-0	0	0	0
N. Fairley	2	2	0	0-0	0-0	1	0	0
C. Long	1	0	1	0-0	0-0	0	0	0
A. Ayers	1	0	1	0-0	0-0	0	0	0
D. Bates	1	1	0	0-0	0-0	0	0	0
TOTAL	70	50	20	2-5	2-29	4	1	1



WEATHER: Indoors - **ATTENDANCE:** 51,523 - **TIME:** 12:00 p.m.

After St. Louis went three-and-out on the game's opening possession, P Johnny Hekker pined the Browns down inside of the 10-yard line. Three plays later, CB Janoris Jenkins forced a fumble that was scooped up by S Rodney McLeod and taken back for a touchdown to give the Rams an early 7-0 lead. The St. Louis defense forced another big turnover inside of Browns territory on the very next drive. On third-and-8 from the 32-yard line, DE William Hayes sacked QB Josh McCown and stripped the ball loose. LB Akeem Ayers recovered, and the Rams capitalized on another quick turnover and took a 10-0 on a 39-yard field goal from Greg Zuerlein. On the next drive, Cleveland used a lengthy 14-play, 73 yard drive to get on the board. The Rams defense held strong at the end of the drive however, halting the Browns at the 7-yard line and holding Cleveland to just three points. After the teams exchanged a pair of punts in the second quarter, St. Louis was driving and looking to extend the lead, but a turnover curtailed the drive. The Browns came out in the second half and cut into the Rams lead on the opening drive, converting a 44 yard field goal that made it 10-6. It looked as though St. Louis would answer with a field goal of their own, but Zuerlein missed the 35-yard attempt. When the Rams got the ball back, they drove 88 yards in four plays and scored a touchdown to make it 17-6. RB Todd Gurley's first career touchdown came from one yard out and was set up by a 41-yard pass down the right side to WR Kenny Britt that gave the Rams the goal-to-go situation. The Rams defense continued to wreak havoc, forcing another fumble on the Browns first drive in the fourth quarter. After getting the ball back, Gurley exploded for three plays of 20 yards or more on the next drive, setting up his second rushing touchdown of the afternoon and extending the lead to 24-6. Hayes sealed the deal on the following possession with his second sack and forced fumble of the game and the fourth fumble recovery by the Rams.

STARTING LINEUPS

CLEVELAND BROWNS

WR	16	A.Hawkins	RE	94	R.Starks
LT	73	J.Thomas	NT	71	D.Shelton
LG	75	J.Bitonio	LE	92	D.Bryant
C	55	A.Mack	OLB	99	P.Kruger
RG	77	J.Greco	MIKE	56	K.Dansby
RT	72	M.Schwartz	WILL	58	C.Kirksey
TE	82	G.Barnidge	OLB	44	N.Orchard
WR	11	T.Benjamin	RCB	22	T.Williams
QB	13	J.McCown	LCB	26	P.Desir
RB	34	I.Crowell	FS	33	J.Poyer
TE	81	J.Dray	SS	31	D.Whitner

ST. LOUIS RAMS

WR	18	K. Britt	LDE	95	W. Hayes
TE	89	J. Cook	LDT	99	A. Donald
LT	73	G. Robinson	RDT	90	M. Brockers
LG	68	J. Brown	RDE	94	R. Quinn
C	61	T. Barnes	LLB	26	M. Barron
RG	71	G. Reynolds	MLB	55	J. Laurinaitis
RT	79	R. Havenstein	RLB	56	A. Ayers
WR	12	S. Bailey	LCB	22	T. Johnson
WR	11	T. Austin	RCB	21	J. Jenkins
QB	5	N. Foles	FS	23	R. McLeod
RB	30	T. Gurley	SS	25	T. McDonald

ST. LOUIS SUBSTITUTIONS:K 4 G.Zuerlein, P 6 J.Hekker, WR 15 B.Marquez, DB 20 L. Joyner, S 31 M. Alexander, RB 34 C. Reynolds, RB 36 B.Cunningham, S 38 C.Davis, RB 42 T. Watts, LS 44 J.McQuaide, TE 46 C. Harkey, CB 47 M. Roberson, TE 48 J. Cunningham, LB 50 C.Lynch, LB 53 D.Bates, LB 54 B.Hager, T 63 D. Williams, OL 65 D.Rhane, G 69 C. Wichmann, WR 83 B. Quick, DL 93 E. Westbrooks, DE 97, E.Sims, DT 98 N.Fairley

SCORING SUMMARY

		1	2	3	4	TOTAL	FIELD GOALS
VISITOR	Cleveland Browns	0	3	3	0	6	T.Coons (25)(44)
HOME	St. Louis Rams	10	0	7	7	24	G.Zuerlein (39) 63WR 35WR

TEAM	Qtr	Clock Time	Play (Extra Point) (Drive Info)	Visitor	Home
Rams	1	11:59	R.McLeod 20 yd. fumble return (G.Zuerlein kick)	0	7
Rams	1	7:33	G.Zuerlein 39 yd. Field Goal (4-4, 1:42)	0	10
Browns	2	14:05	T.Coons 25 yd. Field Goal (14-73, 8:28)	3	10
Browns	3	11:45	T.Coons 44 yd. Field Goal (6-54, 3:15)	6	10
Rams	3	2:14	T.Gurley 1 yd. run (G.Zuerlein kick) (4-88, 1:55)	6	17
Rams	4	8:11	T.Gurley 16 yd. run (G.Zuerlein kick) (7-56, 4:06)	6	24

FINAL TEAM STATISTICS

	BROWNS	RAMS		BROWNS	RAMS
TOTAL FIRST DOWNS	19	16	FGs - PATs Had Blocked	0-0	0-0
By Rushing	3	9	Net Punting Average	38.4	48.0
By Passing	12	5	TOTAL RETURN YARDAGE	4	15
By Penalty	4	2	No. and Yards Punt Returns	2-4	2-15
THIRD DOWN EFFICIENCY	3-12-25%	1-9-11%	No. and Yards Kickoff Returns	1-21	2-55
FOURTH DOWN EFFICIENCY	0-1-0%	0-0-0%	No. and Yards Interception Returns	0-0	0-0
TOTAL NET YARDS	364	308	PENALTIES Number and Yards	11-98	9-75
Total Offensive Plays	65	51	FUMBLES Number and Lost	4-4	1-1
Average gain per offensive play	5.6	6.0	TOUCHDOWNS	0	2
NET YARDS RUSHING	82	158	Rushing	0	2
Total Rushing Plays	24	26	Passing	0	0
Average gain per rushing play	3.4	6.1	EXTRA POINTS Made-Attempts	0-0	2-2
Tackles for a loss-number and yards	5-13	4-11	Kicking Made-Attempts	0-0	2-2
NET YARDS PASSING	282	150	Passing Made-Attempts	0-0	0-0
Times thrown	4-15	2-13	FIELD GOALS Made-Attempts	2-2	1-3
Gross yards passing	297	163	RED ZONE EFFICIENCY	0-1-0%	2-3-67%
PASS ATTEMPTS-COMP-HAD INT	37-30-0	23-15-0	GOAL TO GO EFFICIENCY	0-0-0%	1-2-50%
Avg gain per pass play	6.9	6.0	SAFETIES	0	0
KICKOFFS Number-In End Zone-TBs	3-2-1	5-5-4	FINAL SCORE	6	24
PUNTS Number and Average	5-45.4	5-48.8	TIME OF POSSESSION	35:53	24:27
Had Blocked	0	0			

FINAL INDIVIDUAL STATISTICS

CLEVELAND BROWNS

RUSHING	ATT	YDS	AVG	LG	TD
R.Turbin	5	30	6.0	22	0
J.McCown	4	21	5.3	9	0
D.Johnson	6	17	2.8	10	0
I.Crowell	8	9	1.1	9	0
J.Manziel	1	5	5.0	5	0
Total	24	82	3.4	22	0

PASSING	ATT	CMP	YDS	SK/YD	TD	LG	IN
J.McCown	32	26	270	4/15	0	28	0
J.Manziel	5	4	27	0/0	0	13	0
Total	37	30	297	4/15	0	28	0

RECEIVING	NO	YDS	AVG	LG	TD
D.Johnson	7	73	10.4	21	0
G.Barnidge	6	101	16.8	28	0
T.Benjamin	4	47	11.8	21	0
T.Gabriel	4	15	3.8	6	0
B.Hartline	3	22	7.3	13	0
A.Hawkins	2	21	10.5	19	0
J.Dray	2	10	5.0	5	0
R.Turbin	2	8	4.0	7	0
Total	30	297	9.9	28	0

PUNTING	NO	YDS	AVG	NET	TB/I20	LG
A.Lee	5	227	45.4	38.4	1/2	53
Total	5	227	45.4	38.4	1/2	53

PUNT RETURNS	NO	YDS	AVG	FC	LG	TD
T.Benjamin	2	4	2.0	1	4	0
[Downed]	1	0	0.0	0	0	0
[Out of Bounds]	1	0	0.0	0	0	0
Total	2	4	2.0	1	4	0

KICKOFF RETURNS	NO	YDS	AVG	FC	LG	TD
J.Gilbert	1	21	21.0	0	21	0
[Touchback]	4	0	0.0	0	0	0
Total	1	21	21.0	0	21	0

ST. LOUIS RAMS

RUSHING	ATT	YDS	AVG	LG	TD
T.Gurley	19	128	6.7	48	2
T.Austin	1	21	21.0	21	0
B.Cunningham	4	11	2.8	8	0
N.Foles	2	-2	-1.0	-1	0
Total	26	158	6.1	48	2

PASSING	ATT	CMP	YDS	SK/YD	TD	LG	IN
N.Foles	23	15	163	2/13	0	41	0
Total	23	15	163	2/13	0	41	0

RECEIVING	NO	YDS	AVG	LG	TD
T.Austin	4	43	10.8	20	0
T.Gurley	4	35	8.8	24	0
J.Cook	2	19	9.5	17	0
B.Cunningham	2	13	6.5	10	0
K.Britt	1	41	41.0	41	0
S.Bailey	1	8	8.0	8	0
C.Harkey	1	4	4.0	4	0
Total	15	163	10.9	41	0

PUNTING	NO	YDS	AVG	NET	TB/I20	LG
J.Hekker	5	244	48.8	48.0	0/3	56
Total	5	244	48.8	48.0	0/3	56

PUNT RETURNS	NO	YDS	AVG	FC	LG	TD
T.Austin	2	15	7.5	2	11	0
[Touchback]	1	0	0.0	0	0	0
Total	2	15	7.5	2	11	0

KICKOFF RETURNS	NO	YDS	AVG	FC	LG	TD
S.Bailey	1	28	28.0	0	28	0
B.Cunningham	1	27	27.0	0	21	0
[Touchback]	1	0	0.0	0	0	0
Total	2	55	27.5	0	28	0

DEFENSIVE STATISTICS (Based on coaches' film review)

PLAYER	T	S	A	S-YDS	I-YDS	PD	FF	FR
M.Barron	19	16	3	0-0	0-0	0	2	0
T.J. McDonald	8	6	2	0-0	0-0	0	1	0
T.Johnson	8	7	1	0-0	0-0	0	0	0
J.Laurinatis	8	6	2	0-0	0-0	0	0	0
L.Joyner	7	6	1	0-0	0-0	2	0	0
N.Fairley	5	3	2	0-0	0-0	0	0	1
J.Jenkins	5	4	1	0-0	0-0	2	1	0
R.McLeod	5	2	3	0-0	0-0	0	0	1
A.Ayers	4	3	1	0-0	0-0	1	0	1
M.Brockers	4	3	1	0-0	0-0	0	0	0

PLAYER	T	S	A	S-YDS	I-YDS	PD	FF	FR
E.Sims	4	3	1	0-0	0-0	0	0	1
W.Hayes	3	1	2	2-7	0-0	0	2	0
A.Donald	2	2	0	1-0	0-0	0	2	0
E.Westbrooks	2	1	1	1-8	0-0	0	0	0
M.Roberson	1	0	1	0-0	0-0	0	0	0
Total	86	64	22	3-15	0-0	5	8	4



WEATHER: Indoors - ATTENDANCE: 51,207 - TIME: 12:00 p.m.

San Francisco took the lead on the game's opening possession with a nine-play, 44 yard drive that ended with a K Phil Dawson 54-yard field goal. After exchanging a pair of punts, P Johnny Hekker placed a punt inside of the 20-yard line. An illegal block and an unsportsmanlike conduct penalty backed the 49ers deep into their own territory, forcing the drive to start from the 3. The St. Louis defense forced a negative play on both first and second down before finally getting to San Francisco in the end zone for a safety. LB James Laurinaitis and DT Michael Brockers penetrated the line and stuffed 49ers RB Mike Davis to give St. Louis its first points of the game. The Rams started with good field position and drove into 49ers territory on the ensuing drive before a fumble gave the ball back to San Francisco. Both defenses took over from there, holding the game at 3-2 until RB Todd Gurley scored the game's first touchdown with 10:35 remaining in the second. On the first play of the drive, Gurley exploded up the middle for the 71-yard touchdown. The Rams decided to go for the two point conversion and succeeded with a pass from QB Nick Foles to TE Jared Cook. After St. Louis forced a Niners three-and-out, the Rams extended the lead with a 38-yard field goal from Greg Zuerlein, making it 13-3. The 49ers responded with a field goal of their own on a drive that ate up five minutes late in the second quarter, but they left too much time on the clock, allowing the Rams one last shot. St. Louis got the ball back with just under two minutes and marched down the field in seven plays and capped off the drive with a WR Tavon Austin two yard touchdown run to the pylon. Leading 20-6 at the break, the Rams held the 49ers to just 76 total yards in the second half, shutting them down and holding them scoreless for the remainder of the game. A big play in the third quarter came when the 49ers recovered a fumble and returned it for a touchdown. However, a flag on the play nullified the score and gave the Rams the ball back, preventing the momentum shift. Later in the drive, San Francisco blocked Zuerlein's 40-yard field goal. With 10:09 remaining in the game, St. Louis tacked on one more touchdown with another explosive play, this time to Austin. On third-and-three from their own 34, Foles connected with Austin for a 66-yard touchdown, bringing the game to its final of 27-6.

STARTING LINEUPS

SAN FRANCISCO 49ERS

TE	89 V. McDonald	DB	25 J. Ward
LT	74 J. Staley	NT	93 I. Williams
LG	75 A. Boone	RDT	92 Q. Dial
C	66 M. Martin	OLB	55 A. Brooks
RG	65 J. Devey	ILB	53 N. Nowman
RT	71 E. Pears	ILB	57 M. Wilhoite
TE	85 V. Davis	OLB	59 A. Lynch
WR	82 T. Smith	LCB	26 T. Brock
QB	7 C. Kaepernick	RCB	20 K. Acker
RB	23 R. Bush	FS	35 E. Reid
TE	88 G. Celek	SS	29 J. Tartt

ST. LOUIS RAMS

WR	18 K. Britt	LDE	95 W. Hayes
TE	89 J. Cook	LDT	99 A. Donald
LT	73 G. Robinson	RDT	90 M. Brockers
LG	71 G. Reynolds	RDE	94 R. Quinn
C	61 T. Barnes	LLB	26 M. Barron
RG	68 J. Brown	MLB	55 J. Laurinaitis
RT	79 R. Havenstein	RLB	56 A. Ayers
WR	12 S. Bailey	LCB	22 T. Johnson
WR	11 T. Austin	RCB	21 J. Jenkins
QB	5 N. Foles	FS	23 R. McLeod
RB	30 T. Gurley	SS	25 T. McDonald

ST. LOUIS SUBSTITUTIONS:K 4 G.Zuerlein, P 6 J.Hekker, WR 15 B.Marquez, DB 20 L. Joyner, RB 27 T. Mason, S 31 M. Alexander, RB 34 C.Reynolds, RB 36 B.Cunningham, S 38 C.Davis, LS 44 J.McQuaide, TE 46 C. Harkey, CB 47 M. Roberson, LB 50 C.Lynch, LB 53 D.Bates, LB 54 B.Hager, T 63 D. Williams, T 64 A. Donnall, OL 65 D.Rhaney, WR 83 B. Quick, TE 83 L. Kendrick, DL 93 E. Westbrook, DE 97, E.Sims, DT 98 N.Fairley

SCORING SUMMARY

		1	2	3	4	TOTAL	FIELD GOALS
VISITOR	San Francisco 49ers	3	3	0	0	6	P. Dawson (54) (26)
HOME	St. Louis Rams	2	18	0	7	0	G. Zuerlein (38) (40B)

TEAM	Qtr	Clock Time	Play (Extra Point) (Drive Info)	Visitor	Home
49ers	1	10:29	P. Dawson 54 yd. Field Goal (9-44, 4:31)	3	0
Rams	1	4:24	M. Davis tackled in end zone by J. Laurinaitis for a Safety	3	2
Rams	2	10:25	T. Gurley 71 yd. run (N. Foles-J.Cook pass) (1-71, 0:10)	3	10
Rams	2	6:52	G. Zuerlein 38 yd. Field Goal (6-19, 2:13)	3	13
49ers	2	1:53	P. Dawson 26 yd. Field Goal (12-73, 4:59)	6	13
Rams	2	0:18	T. Austin 2 yd. run (G. Zuerlein kick) (7-80, 1:35)	6	20
Rams	4	8:34	T. Austin 66 yd. pass from N. Foles (G.Zuerlein kick) (3-73, 1:35)	6	27

FINAL TEAM STATISTICS

	49ERS	RAMS		49ERS	RAMS
TOTAL FIRST DOWNS	11	13	FGs - PATs Had Blocked	0-0	1-0
By Rushing	1	7	Net Punting Average	44.1	49.1
By Passing	8	5	TOTAL RETURN YARDAGE	38	-1
By Penalty	2	4	No. and Yards Punt Returns	5-38	3--1
THIRD DOWN EFFICIENCY	3-17-18%	1-12-8%	No. and Yards Kickoff Returns	2-49	2-19
FOURTH DOWN EFFICIENCY	0-1-0%	0-0-0%	No. and Yards Interception Returns	0-0	0-0
TOTAL NET YARDS	189	388	PENALTIES Number and Yards	13-93	12-93
Total Offensive Plays	65	64	FUMBLES Number and Lost	0-0	1-1
Average gain per offensive play	2.9	6.1	TOUCHDOWNS	0	3
NET YARDS RUSHING	38	197	Rushing	0	2
Total Rushing Plays	21	41	Passing	0	1
Average gain per rushing play	1.8	4.8	EXTRA POINTS Made-Attempts	0-0	3-3
Tackles for a loss-number and yards	6-9	3-8	Kicking Made-Attempts	0-0	2-2
NET YARDS PASSING	151	191	Passing Made-Attempts	0-0	1-1
Times thrown	3-11	0-0	FIELD GOALS Made-Attempts	2-2	1-2
Gross yards passing	162	191	RED ZONE EFFICIENCY	0-1-0%	1-1-100%
PASS ATTEMPTS-COMP-HAD INT	41-20-0	23-14-0	GOAL TO GO EFFICIENCY	0-1-0%	1-1-100%
Avg gain per pass play	3.4	8.3	SAFETIES	0	1
KICKOFFS Number-In End Zone-TBs	4-2-2	5-5-3	FINAL SCORE	6	27
PUNTS Number and Average	10-46.0	8-54.5	TIME OF POSSESSION	28:02	31:58
Had Blocked	0	0			

FINAL INDIVIDUAL STATISTICS

SAN FRANCISCO 49ERS							ST. LOUIS RAMS							
RUSHING							RUSHING							
C. Kaepernick	6	28	4.7	9	0	0	T. Gurley	20	133	6.7	71	1	0	
K. Gaskins	5	6	1.2	3	0	0	T. Mason	15	46	3.1	9	0	0	
M. Davis	10	4	0.4	5	0	0	T. Austin	3	21	7.0	13	1	1	
							N. Foles	3	-3	-1.0	-1	0	0	
Total	21	38	1.8	9	0	0	Total	41	197	4.8	71	2	2	
PASSING							PASSING							
C. Kaepernick	41	20	162	3/11	0	33	N. Foles	23	14	191	0/0	1	66	0
Total	41	20	162	3/11	0	33	Total	23	14	191	0/0	1	66	0
RECEIVING							RECEIVING							
V. Davis	6	24	4.0	11	0	0	T. Austin	4	98	24.5	66	1	0	
T. Simpson	3	34	11.3	16	0	0	T. Gurley	3	13	4.3	15	0	0	
Q. Patton	2	33	16.5	33	0	0	J. Cook	2	57	28.5	49	0	0	
T. Smith	2	19	9.5	11	0	0	L. Kendricks	2	7	3.5	4	0	0	
K. Gaskins	2	17	8.5	9	0	0	T. Mason	1	6	6.0	6	0	0	
M. Davis	2	14	7.0	11	0	0	B. Marquez	1	5	5.0	5	0	0	
B. Ellington	2	8	4.0	4	0	0	B. Quick	1	5	5.0	5	0	0	
V. McDonald	1	13	13.0	13	0	0								
Total	20	162	8.1	33	0	0	Total	14	191	13.6	66	1	1	
INTERCEPTIONS							INTERCEPTIONS							
Total	0	0	0	0	0	0	Total	0	0	0.0	0	0	0	
PUNTING							PUNTING							
B. Pinion	9	412	45.8	43.8	1/3	60	J. Heckkeer	8	436	54.5	49.8	0/4	60	
P. Dawson	1	48	48.0	47.0	0/0	48								
Total	10	460	46.0	44.1	1/3	60	Total	8	436	54.5	49.8	0/4	60	
PUNT RETURNS							PUNT RETURNS							
B. Ellington	4	38	9.5	1	27	0	T. Austin	3	-1	-0.3	1	2	0	
R. Bush	1	0	0.0	0	0	0	[DOWNED]	4	0	0.0	0	0		
[DOWNED]	1	0	0.0	0	0	0	[OUT OF BOUNDS]	1	0	0.0	0	0		
[OUT OF BOUNDS]	1	0	0.0	0	0	0	[TOUCHBACK]	1	0	0.0	0	0		
Total	5	38	7.6	1	27	0	Total	3	-1	-0.3	1	2		
KICKOFF RETURNS							KICKOFF RETURNS							
B. Ellington	2	49	24.5	0	30	0	B. Cunningham	1	13	13.0	0	13	0	
[TOUCHBACK]	3	0	0.0	0	0	0	T. Austin	1	6	6.0	0	6	0	
Total	2	49	24.5	0	30	0	[TOUCHBACK]	2	0	0.0	0	0		
							Total	2	19	9.5	0	13	0	

DEFENSIVE STATISTICS (Based on coaches' film review)

PLAYER	T	S	A	S-YDS	I-YDS	PD	FF	FR	PLAYER	T	S	A	S-YDS	I-YDS	PD	FF	FR
M. Barron	11	10	1	0-0	0-0	1	0	0	J. Jenkins	3	3	0	0-0	0-0	2	0	0
M. Brockers	6	4	2	1-3	0-0	0	0	0	M. Alexander	3	2	1	0-0	0-0	0	0	0
N. Fairley	6	2	4	0-0	0-0	1	0	0	R. Quinn	2	2	0	1-5	0-0	2	0	0
L. Joyner	5	4	1	0-0	0-0	0	0	0	E. Westbrook	2	0	2	1-3	0-0	0	0	0
J. Laurinaitis	5	4	1	0-0	0-0	0	0	0	R. McLeod	2	0	2	0-0	0-0	0	0	0
T. Johnson	5	4	1	0-0	0-0	1	0	0	E. Sims	1	0	1	0-0	0-0	1	0	0
A. Donald	4	4	0	0-0	0-0	0	0	0	M. Roberson	1	0	1	0-0	0-0	0	0	0
W. Hayes	4	2	2	0-0	0-0	0	0	0									
A. Ayers	4	1	3	0-0	0-0	3	0	0									
T. J. McDonald	4	3	1	0-0	0-0	0	0	0	Total	68	45	23	3-11	0-0	10	3	0



WEATHER: Sunny, 51° - **ATTENDANCE:** 52,406 - **TIME:** 12:02 p.m.

The St. Louis Rams overcame an early 10-point deficit to take the lead against the Minnesota Vikings, but a 40-yard overtime field goal by K Blair Walsh put the game away for the Vikings, dropping the Rams to 4-4. The Vikings scored on each of their first two possessions of the game to open up the lead, starting with a 34-yard field goal on their first drive of the game. On their following possession, Minnesota drove six plays and 80 yards before RB Adrian Peterson capped off the drive with a 6-yard touchdown run to put the Vikings up, 10-0. After coming up empty on their first two series of the game, the Rams put together an 80-yard touchdown drive to get on the board. RB Todd Gurley put the finishing touch on the drive with a 1-yard touchdown run that was set up by a 55-yard catch by WR Kenny Britt. St. Louis decided to go for two, but the run was stopped by the Vikings defense to hold it to 10-6. The touchdown was the first of four straight scoring drives the Rams put together to end the half. On their next drive, K Greg Zuerlein converted a 61-yard field goal that made it 10-9. The kick set a franchise record and is the longest field goal in the NFL this season. On their next drive, the Rams offense put together a 12-play, 57-yard scoring drive. This time, Zuerlein nailed a 35 yarder that gave St. Louis its first lead of the ballgame. A quick Minnesota possession ended with a punt that gave the Rams the ball back with just under two minutes remaining in the first half. St. Louis capitalized on the opportunity and drove 58 yards to set up Zuerlein for another field goal, this time from 45 yards as time expired in the opening half. CB Trumaine Johnson got the second half started when he picked off QB Teddy Bridgewater in the end zone for his third interception of the season. The Vikings minimized the damage by forcing a three-and-out and started their next drive in good field position and regained the lead on a 6-yard run by Bridgewater. Minnesota went for two and converted, pushing the lead to a field goal at 18-15 with 8:39 remaining in the third. The game turned into a stalemate with both teams holding each other scoreless over the remainder of the half until it was Zuerlein once again who tied the game up at 18-18. With 17 seconds remaining in the game, he converted from 53 yards out for his fourth field goal of the game to send it to overtime. Minnesota won the toss and elected to take the wind rather than the ball. After a Rams punt to start the extra frame, Minnesota had good field position and drove 29 yards to get into field goal range, setting up Walsh for the overtime winner that gave the Vikings a 21-18 victory.

STARTING LINEUPS

ST. LOUIS RAMS

WR	18 K. Britt	LDE	95 W. Hayes
TE	89 J. Cook	LDT	99 A. Donald
LT	73 G. Robinson	RDT	90 M. Brockers
LG	64 A. Donnal	RDE	97 E. Sims
C	61 T. Barnes	LLB	26 M. Barron
RG	71 G. Reynolds	MLB	55 J. Laurinaitis
RT	68 J. Brown	RLB	56 A. Ayers
TE	88 L. Kendricks	LCB	22 T. Johnson
WR	11 T. Austin	RCB	21 J. Jenkins
QB	5 N. Foles	FS	23 R. McLeod
RB	30 T. Gurley	SS	31 M. Alexander

MINNESOTA VIKINGS

WR	14 S. Diggs	LE	96 B. Robison
LT	75 M. Kalil	DT	92 T. Johnson
LG	63 B. Fusco	NT	98 L. Joseph
C	61 J. Berger	RE	97 E. Griffen
RG	79 M. Harris	WLB	52 C. Greenway
RT	68 T. Clemmings	MLB	57 A. Cole
TE	82 K. Rudolph	SLB	55 A. Barr
WR	11 M. Wallace	LCB	23 T. Newman
QB	5 T. Bridgewater	RCB	29 X. Rhodes
TE	85 R. Ellison	SS	34 A. Sendejo
HB	28 A. Peterson	FS	22 H. Smith

ST. LOUIS SUBSTITUTIONS: K 4 G.Zuerlein, P 6 J.Hekker, WR 12 S. Bailey, WR 15 B.Marquez, DB 20 L. Joyner, RB 27 T. Mason, B.Cunningham, DB 37 C. Bryant, S 38 C.Davis, LS 44 J.McQuaide, TE 46 C. Harkey, CB 47 M. Roberson, TE 48 J. Cunningham, LB 50 C.Lynch, LB 53 D.Bates, LB 54 B.Hager, T 63 D. Williams, OL 65 D.Rhaney, G 69 C. Wichmann, WR 83 B. Quick, DL 93 E. Westbrook, DE 96 M. Longacre, DT 98 N.Fairley

SCORING SUMMARY

		1	2	3	4	OT	TOTAL	FIELD GOALS
VISITOR	St. Louis Rams	6	9	0	3	0	18	G.Zuerlein (61) (35) (45) 48WR (53)
HOME	Minnesota Vikings	10	0	8	0	3	21	B. Walsh (34) (40)

TEAM	Qtr	Clock Time	Play (Extra Point) (Drive Info)	Visitor	Home
Vikings	1	10:19	B. Walsh 34 yd. Field Goal (8-30, 3:36)	0	3
Vikings	1	5:24	A. Peterson 6 yd run (B. Walsh kick) (6-80, 3:32)	0	10
Rams	1	1:09	T. Gurley 1 yd. run (run failed) (8-80, 4:15)	6	10
Rams	2	10:55	G. Zuerlein 61 yd. Field Goal (6-22, 2:20)	9	10
Rams	2	3:23	G. Zuerlein 35 yd. Field Goal (12-57, 5:47)	12	10
Rams	2	0:00	G. Zuerlein 45 yd. Field Goal (8-58, 1:45)	15	10
Vikings	3	8:39	T. Bridgewater 6 yd. run (T. Bridgewater run) (6-60, 3:20)	15	18
Rams	4	0:12	G. Zuerlein 53 yd. Field Goal (5-26, 1:02)	18	18
Vikings	5	9:20	B. Walsh 40 yd. Field Goal (7-29, 3:59)	18	21



WEATHER: Indoors - **ATTENDANCE:** 58,653 - **TIME:** 12 p.m.

St. Louis received the opening kick and wasted no time putting points on the board, marching 80 yards on seven plays for a touchdown on the game's first drive. QB Nick Foles connected with TE Jared Cook and RB Todd Gurley for big gains of 29 yards and 31 yards, respectively, setting up Gurley for the eventual 6-yard touchdown run that put the Rams up 7-0. Chicago quickly responded. On just the second play of the game from the Bears, QB Jay Cutler completed a short pass to TE Zach Miller, who broke free from the defense and ran 87 yards for the score. After the Rams were forced to punt, St. Louis acquired good field position when Bears PR Marc Mariani fumbled the ball on the Chicago 22-yard line before S Maurice Alexander recovered at the 17. St. Louis capitalized on the turnover and regained the lead when K Greg Zuerlein converted a 26-yard field goal that put the Rams back on top, 10-7. Following a Bears punt, the Rams gave the ball right back to Chicago with a fumble on their first play of the next series. The turnover allowed Chicago to start its next drive inside the red zone, but the Rams defense got the Bears off the field on three plays, holding them to just a field goal. Tied at 10-10, the Bears took their first lead of the game in the second quarter with a lengthy 12-play, 65 yard drive that lasted 7:06. Cutler found Miller for his second touchdown of the afternoon, this time on a 2-yard pass over the middle. On Chicago's next drive, it was another big play that went for a touchdown to extend the lead to 24-10. RB Jeremy Langford slipped out of the backfield on a screen and with blockers downfield, he had open lanes to run 83 yards for the score. St. Louis cut into the lead midway through the third quarter on Zuerlein's second field goal of the afternoon, this time from 38 yards. Starting at their own 17, the Rams drove 63 yards to set up the try that made it 24-13. Chicago thwarted any chance of a comeback from St. Louis from then on by putting together three straight scoring drives in the fourth quarter. A Robbie Gould 37-yard field goal made it 27-13. Then, a failed fake punt attempt by St. Louis deep inside of its own territory gave the ball back to Chicago on the 23-yard line. Another Gould field goal extended the lead to 30-13 before the scoring was capped off with a 6-yard touchdown run by Langford that made it 37-13.

STARTING LINEUPS

CHICAGO BEARS

WR 10 M. Wilson	DE 93 W. Sutton
TE 83 M. Bennett	NT 91 E. Goldman
RT 75 K. Long	DE 96 J. Jenkins
RG 65 R. Oameh	OLB 49 S. Acho
C 68 M. Slauson	ILB 50 S. McClellin
LG 62 V. Ducasse	ILB 59 C. Jones
LT 72 C. Leno Jr.	OLB 97 W. Young
QB 6 J. Cutler	S 38 A. Amos
RB 33 J. Langford	S 26 A. Rolle
WR 17 A. Jeffery	CB 21 T. Porter
TE/FB 86 Z. Miller	CB 23 K. Fuller

ST. LOUIS RAMS

WR 18 K. Britt	LDE 95 W. Hayes
TE 89 J. Cook	LDT 99 A. Donald
LT 73 G. Robinson	RDT 90 M. Brockers
LG 71 G. Reynolds	RDE 97 E. Sims
C 61 T. Barnes	WS 26 M. Barron
RG 68 J. Brown	MLB 55 J. Laurinaitis
RT 79 R. Havenstein	RLB 56 A. Ayers
TE 88 L. Kendrick	LCB 22 T. Johnson
WR 11 T. Austin	RCB 21 J. Jenkins
QB 5 N. Foles	FS 23 R. McLeod
RB 30 T. Gurley	SS 31 M. Alexander

ST. LOUIS SUBSTITUTIONS: K 4 G.Zuerlein, P 6 J.Hekker, WR 15 B.Marquez, QB 17 C. Keenum, WR 19 W. Welker, DB 20 L. Joyner, RB 27 T. Mason, S 31 M. Alexander, RB 34 C. Reynolds, RB 36 B.Cunningham, S 38 C.Davis, LS 44 J.McQuaide, TE 46 C. Harkey, CB 47 M. Roberson, LB 50 C.Lynch, LB 53 D.Bates, LB 54 B.Hager, T 63 D. Williams, OL 65 D.Rhaney, G 69 C. Wichmann, WR 83 B. Quirk, DL 93 E. Westbrook, DE 94 R. Quinn, DT 98 N.Fairley

SCORING SUMMARY

VISITOR	Chicago Bears	1	2	3	4	TOTAL	FIELD GOALS
HOME	St. Louis Rams	10	14	0	13	37	R. Gould (35) (37) (34)
		10	0	3	0	13	G. Zuerlein (26) (38)

TEAM	Qtr	Clock	Play (Extra Point) (Drive Info)	Visitor		Home	
				Time	Score	Time	Score
Rams	1	12:01	T. Gurley 6 yd. run (G. Zuerlein kick) (7-80, 2:59)	0	7		
Bears	1	11:10	Z. Miller 87 yd. pass from J. Cutler (R. Gould kick) (2-86, 0:51)	7	7		
Rams	1	5:09	G. Zuerlein 26 yd. Field Goal (4-9, 2:23)	7	10		
Bears	1	0:03	R. Gould 35 yd. Field Goal (4-2, 0:52)	10	10		
Bears	2	6:56	Z. Miller 2 yd. pass from J. Cutler (R.Gould kick) (12-65, 7:06)	17	10		
Bears	2	5:00	J. Langford 83 yd. pass from J. Cutler (R. Gould kick) (2-86, 0:52)	24	10		
Rams	3	2:41	G. Zuerlein 38 yd. Field Goal (10-63, 4:16)	24	13		
Bears	4	11:24	R. Gould 37 yd. Field Goal (12-61, 6:17)	27	13		
Bears	4	8:05	R. Gould 36 yd. Field Goal (4-5, 2:10)	30	13		
Bears	4	4:55	J. Langford 6 yd. run (R. Gould kick) (5-24, 1:43)	37	13		



WEATHER: 47 and partly cloudy - **ATTENDANCE:** 71,105 - **TIME:** 12:02 p.m.

The St. Louis Rams hit the road for a Week 11 matchup with the Baltimore Ravens in the first of two straight games vs. an AFC North opponent. Midway through the first quarter, the Ravens drove into Rams territory, but were stopped short on third down at the 33-yard line. K Justin Tucker came on to try the 51-yard field goal, but it sailed wide right and the game remained scoreless. After the missed field goal, the Rams started the drive on their own 41-yard line. The first play of the drive was a deep pass intended for TE Jared Cook that fell incomplete. However, a flag for defensive pass interference on the play went for 49 yards and moved the ball deep inside of Ravens territory to the 10-yard line. Three plays later, RB Todd Gurley punched it in from one yard out to give the Rams a 7-0 lead with 2:05 remaining in the opening quarter. In the second quarter, S Rodney McLeod came up with his first interception of the season when he picked of QB Joe Flacco pass at the Baltimore 46. The Rams were forced to punt after a three-and-out following the turnover. The Ravens followed up with a three-and-out of their own, but a muffed punt flipped the field position and set up Baltimore at the St. Louis 31-yard line. The Rams defense held the Ravens to just a field goal, a 25-yarder from Tucker as the half expired. Leading 7-3 in the third, St. Louis fumbled near midfield. CB Trumaine Johnson minimized the damage with his team-leading fourth interception of the season to get the ball back to St. Louis. Starting the drive in Baltimore territory, it took the Rams just three plays to take advantage of the turnover and get their second touchdown of the afternoon. After a WR Tavon Austin 16-yard carry, QB Case Keenum found TE Lance Kendricks down the left side for a 30-yard touchdown pass. Ravens DE Lawrence Guy blocked the PAT and held the Rams lead to 13-3. Another St. Louis fumble on the first drive of the fourth quarter set up Baltimore for its first touchdown of the game. Flacco connected with WR Kamar Aiken to cap off the seven-play, 42-yard drive that made it 13-10. Baltimore got all of the way down to the 2-yard line on its next drive, but again the Rams defense held strong and forced a field goal that tied the game up 13-13 with 5:12 to go. After the Ravens missed a potential game-winning field goal with 1:13 remaining, it was the Rams turn to try and drive to win the game. A fumble with 54 seconds left gave the ball back to Baltimore for one more shot. The Ravens advanced the ball 12 yards into field goal range to set up Tucker for the 47-yard game-winning field goal as time expired.

STARTING LINEUPS

ST. LOUIS RAMS

WR	18	K. Britt	LDE	95	W. Hayes
TE	89	J. Cook	LDT	99	A. Donald
LT	73	G. Robinson	RDT	90	M. Brockers
LG	71	G. Reynolds	RDE	97	E. Sims
C	61	T. Barnes	WS	26	M. Barron
RG	69	C. Wichmann	MLB	55	J. Laurinaitis
RT	64	A. Donnal	RLB	56	A. Ayers
TE	88	L. Kendricks	LCB	22	T. Johnson
WR	11	T. Austin	RCB	21	J. Jenkins
QB	17	C. Keenum	FS	23	R. McLeod
RB	30	T. Gurley	SS	25	T. McDonald

BALTIMORE RAVENS

WR	11	K. Aiken	DT	97	T. Jernigan
LT	60	E. Monroe	NT	98	B. Williams
LG	66	R. Jensen	DE	99	C. Canty
OC	64	J. Urschel	OLB	58	E. Dumervil
RG	73	M. Yanda	ILB	57	C. Mosley
RT	71	R. Wagner	ILB	51	D. Smith
TE	80	C. Gillmore	SLB	91	C. Upshaw
TE	87	M. Williams	LCB	21	L. Webb
QB	5	J. Flacco	SS	33	W. Hill
FB	44	K. Juszczyk	FS	23	K. Lewis
RB	29	J. Forsett	RCB	22	J. Smith

ST. LOUIS SUBSTITUTIONS: K 4 G.Zuerlein, P 6 J.Hekker, WR 15 B.Marquez, WR 19 W. Welker, DB 20 L. Joyner, , S 31 M. Alexander, RB 34 C. Reynolds, RB 36 B.Cunningham, S 38 C.Davis, LS 44 J.McQuaide, TE 46 C. Harkey, CB 47 M. Roberson, LB 50 C.Lynch, LB 53 D.Bates, LB 54 B.Hager, C 60 E. Kush, OL 65 D.Rhaney, C 67 B. Folkerts, WR 83 B. Quick, DE 91 C. Long, DL 93 E. Westbrooks, DE 96 M. Longacre, DT 98 N.Fairley

SCORING SUMMARY

		1	2	3	4	TOTAL	FIELD GOALS
VISITOR	St. Louis Rams	7	0	6	0	13	G. Zuerlein 52WR
HOME	Baltimore Ravens	0	3	0	10	16	J. Tucker 51WR (25) (20) 51WR (47)

TEAM	Qtr	Clock Time	Play (Extra Point) (Drive Info)	Visitor	Home
Rams	1	2:05	T. Gurley 1 yd. run (G. Zuerlein kick) (3-59, 1:40)	7	0
Ravens	2	0:00	J. Tucker 25 yd. Field Goal (7-24, 3:53)	7	3
Rams	3	6:14	L. Kendricks 30 yd. pass from C. Keenum (kick blocked) (3-49, 1:21)	7	3
Ravens	4	11:11	K. Aiken 3 yd. pass from J. Flacco (J. Tucker kick) (7-42, 3:14)	13	10
Ravens	4	5:12	J. Tucker 20 yd. Field Goal (7-76, 3:49)	13	13
Ravens	4	0:00	J. Tucker 47 yd. Field Goal (5-12, 0:54)	13	16

FINAL TEAM STATISTICS

	RAMS	RAVENS		RAMS	RAVENS
TOTAL FIRST DOWNS	13	16	FGs - PATs Had Blocked	0-1	0-0
By Rushing	4	5	Net Punting Average	42.8	46.3
By Passing	6	11	TOTAL RETURN YARDAGE	41	5
By Penalty	3	0	No. and Yards Punt Returns	5-12	3-5
THIRD DOWN EFFICIENCY	3-13-23%	4-16-25%	No. and Yards Kickoff Returns	0-0	2-58
FOURTH DOWN EFFICIENCY	0-0-0%	0-1-0%	No. and Yards Interception Returns	2-29	0-0
TOTAL NET YARDS	213	388	PENALTIES Number and Yards	6-35	10-137
Total Offensive Plays	56	73	FUMBLES Number and Lost	5-4	2-0
Average gain per offensive play	3.8	5.3	TOUCHDOWNS	2	1
NET YARDS RUSHING	82	96	Rushing	1	0
Total Rushing Plays	29	28	Passing	1	1
Average gain per rushing play	2.8	3.4	EXTRA POINTS Made-Attempts	1-2	1-1
Tackles for a loss-number and yards	3-4	4-9	Kicking Made-Attempts	1-2	1-1
NET YARDS PASSING	131	292	FIELD GOALS Made-Attempts	1-1	1-3
Times thrown	1-5	1-7	RED ZONE EFFICIENCY	1-1-100%	1-3-33%
Gross yards passing	136	299	GOAL TO GO EFFICIENCY	1-1-100%	1-2-50%
PASS ATTEMPTS-COMP-HAD INT	26-12-0	44-27-2	SAFETIES	0	0
Avg gain per pass play	4.9	6.5	FINAL SCORE	13	16
KICKOFFS Number-In End Zone-TBs	3-3-1	3-3-3	TIME OF POSSESSION	27:08	32:52
PUNTS Number and Average	8-45.9	7-48.0			
Had Blocked	0	0			

FINAL INDIVIDUAL STATISTICS

ST. LOUIS RAMS

RUSHING	ATT	YDS	AVG	LG	TD
T. Gurley	25	66	2.6	7	1
T. Austin	1	16	16.0	16	0
C. Keenum	2	0	0.0	0	0
B. Cunningham	1	0	0.0	0	0
Total	29	82	2.8	16	1

PASSING	ATT	CMP	YDS	SK/YD	TD	LG	IN
C. Keenum	26	12	136	1/5	1	30	0
Total	26	12	136	1/5	1	30	0

RECEIVING	NO	YDS	AVG	LG	TD
J. Cook	4	31	7.8	16	0
L. Kendricks	2	43	21.5	30t	1
K. Britt	2	24	12.0	16	0
W. Welker	2	13	6.5	7	0
B. Cunningham	1	20	20.0	20	0
T. Austin	1	5	5.0	5	0
Total	12	136	11.3	30	1

INTERCEPTIONS	NO	YDS	AVG	LG	TD
T. Johnson	1	25	25.0	25	0
R. McLeod	1	4	4.0	4	0
Total	2	29	14.5	25	0

PUNTING	NO	YDS	AVG	NET	TB/120	LG
J. Hekker	8	367	45.9	42.8	1/4	63
Total	8	367	45.9	42.8	1/4	63

PUNT RETURNS	NO	YDS	AVG	FC	LG	TD
T. Austin	4	2	0.5	2	3	0
W. Welker	1	10	10.0	0	10	0
Total	5	12	2.4	2	10	0

KICKOFF RETURNS [TOUCHBACK]	NO	YDS	AVG	FC	LG	TD
[TOUCHBACK]	3	0	0.0	0	0	0
Total	3	0	0.0	0	0	0

BALTIMORE RAVENS

RUSHING	ATT	YDS	AVG	LG	TD
J. Allen	22	67	3.0	17	0
J. Forsett	4	26	6.5	18	0
K. Juszczyk	2	3	1.5	2	0
Total	28	96	3.4	18	0

PASSING	ATT	CMP	YDS	SK/YD	TD	LG	IN
J. Flacco	44	27	299	1/7	1	46	2
Total	44	27	299	1/7	1	46	2

RECEIVING	NO	YDS	AVG	LG	TD
C. Gillmore	5	101	20.2	46	0
K. Aiken	5	50	10.0	18	1
J. Allen	5	48	9.6	14	0
J. Butler	4	45	11.3	25	0
M. Williams	3	20	6.7	12	0
K. Juszczyk	3	10	3.3	7	0
C. Givens	2	25	12.5	20	0
Total	27	299	11.1	46	1

INTERCEPTIONS	NO	YDS	AVG	LG	TD
[NO DATA]	0	0	0.0	0	0
Total	0	0	0.0	0	0

PUNTING	NO	YDS	AVG	NET	TB/120	LG
S. Hoch	7	336	48.0	46.3	0/2	56
Total	7	336	48.0	46.3	0/2	56

PUNT RETURNS	NO	YDS	AVG	FC	LG	TD
K. Clay	3	5	1.7	0	7	0
L. Webb	0	0	0.0	1	0	0
[DOWNED]	3	0	0.0	0	0	0
[TOUCHBACK]	1	0	0.0	0	0	0
Total	3	5	1.7	1	7	0

KICKOFF RETURNS NO [TOUCHBACK]	YDS	AVG	FC	LG	TD	
R. Mostert	2	58	29.0	0	30	0
[TOUCHBACK]	1	0	0.0	0	0	0
Total	2	58	29.0	0	30	0

DEFENSIVE STATISTICS (Based on coaches' film review)

PLAYER	T	S	A	S-YDS	I-YDS	PD	FF	FR	PLAYER	T	S	A	S-YDS	I-YDS	PD	FF	FR
R. McLeod	12	6	6	0-0	1-4	0	1	0	L. Joyner	5	5	0	0-0	0-0	0	0	0
M. Barron	11	9	2	0-0	0-0	0	0	0	J. Jenkins	3	3	0	0-0	0-0	2	0	0
J. Laurinaitis	11	8	3	0-0	0-0	0	1	0	A. Ayers	3	1	2	0-0	0-0	0	0	0
A. Donald	10	8	2	1-7	0-0	0	0	0	E. Sims	2	0	2	0-0	0-0	0	0	0
M. Longacre	10	5	0	0-0	0-0	0	0	0	E. Westbrooks	1	1	0	0-0	0-0	0	0	0
N. Fairley	9	6	3	0-0	0-0	0	0	0	C. Long	1	0	1	0-0	0-0	0	0	0
W. Hayes	8	5	3	0-0	0-0	0	0	0	T. Johnson	1	1	0	0-0	1-25	0	0	0
T. McDonald	8	5	3	0-0	0-0	1	0	0	M. Roberson	1	1	0	0-0	0-0	0	0	0
M. Brockers	7	4	3	0-0	0-0	0	0	0	Total	103	68	35	1-7	2-29	3	2	0



WEATHER: Cloudy, 41° - **ATTENDANCE:** 61,022 - **TIME:** 1:02 p.m.

The St. Louis Rams traveled to Cincinnati to take on the AFC North leading Bengals in a Week 12 match-up. The Bengals took jumped out to an early lead, scoring on their first drive of the afternoon. After the Cincinnati defense forced a punt on the Rams opening drive, the Bengals started at their 37-yard line and drove 63 yards on seven plays. QB Andy Dalton connected with A.J. Green to put Cincinnati up 7-0. Later in the first, a Johnny Hekker punt pinned the Bengals inside of their own 20. The Rams defense forced a three-and-out, but a penalty on the ensuing punt extended the drive. The Bengals capitalized, putting together a 14-play, 85-yard scoring drive that pushed the lead to 10-0. Cincinnati had first-and-goal, but the Rams defense held them to just a field goal. St. Louis responded quickly with a touchdown drive of its own, set up by a 60-yard run by WR Tavon Austin out of the Wildcat formation that put the ball down to the Cincinnati 13-yard line. Two plays later, Austin punched it in for the score with a five yard run to cut the lead to 10-7. Cincinnati went back up 10 on the next drive with a 22-yard touchdown pass from Dalton to TE Tyler Eifert. St. Louis had enough time for one more chance before the break, but an interception on the Cincinnati 23-yard line halted the drive and gave the Bengals a 17-7 lead at the half. On the opening drive of the second half, CB Janoris Jenkins picked off Dalton for his third interception of the season. With 7:07 to go in the third, Dalton connected with Green again, this time over the middle for 18 yards. The three-play scoring drive was set up by a 45 yard reception by RB Giovanni Bernard. Trailing 24-7 midway through the third quarter, a Foles pass intended for WR Bradley Marquez was picked off by CB Leon Hall at the Cincinnati 19-yard line and returned for a touchdown. The Bengals defense picked off one more pass in the fourth quarter and held the Rams scoreless for the remainder of the game. With the game at 31-7, the Bengals were able to run out the clock and come away with the victory, dropping the Rams to 4-7 on the season.

STARTING LINEUPS

ST. LOUIS RAMS

WR 18 K. Britt	LDE 95 W. Hayes
TE 46 C. Harkey	LDT 99 A. Donald
LT 73 G. Robinson	RDT 90 M. Brockers
LG 65 D. Rhaney	RDE 97 E. Sims
C 61 T. Barnes	WS 26 M. Barron
RG 69 C. Wichmann	MLB 55 J. Laurinaitis
RT 71 G. Reynolds	RLB 56 A. Ayers
TE 88 L. Kendricks	LCB 47 M. Roberson
WR 11 T. Austin	RCB 21 J. Jenkins
QB 5 N. Foles	FS 23 R. McLeod
RB 30 T. Gurley	SS 25 T. McDonald

CINCINNATI BENGALS

WR 18 A. Green	LDE 96 C. Dunlap
LOT 77 A. Whitworth	NT 94 D. Peko
LG 65 C. Boling	DT 97 G. Atkins
C 61 R. Bodine	RDE 90 M. Johnson
RG 68 K. Zeitle	SLB 50 A. Hawk
ROT 71 A. Smith	MLB 58 R. Mauluga
TE 85 T. Eifert	WLB 55 V. Burfict
H-B 89 R. Hewitt	LCB 27 D. Kirkpatrick
TE 81 T. Kroft	RCB 24 A. Jones
QB 14 A. Dalton	SS 43 G. Iloka
HB 32 J. Hill	FS 20 R. Nelson

ST. LOUIS SUBSTITUTIONS: K 2 Z. Hocker, P 6 J.Hekker, QB 14 S. Mannion, WR 15 B.Marquez, WR 19 W. Welker, DB 20 L. Joyner, RB 27 T. Mason, S 31 M. Alexander, RB 34 C. Reynolds, RB 36 B.Cunningham, S 37 C. Bryant, S 38 C.Davis, LS 44 J.McQuaide, LB 50 C.Lynch, LB 53 D.Bates, LB 54 B.Hager, C 60 E. Kush, C 67 B. Folkerts, WR 83 B. Quick, TE 89 J. Cook, DE 91 C. Long, DE 96 M. Longacre, DT 98 N.Fairley

SCORING SUMMARY

		1	2	3	4	TOTAL	FIELD GOALS
VISITOR	St. Louis Rams	0	7	0	0	7	
HOME	Cincinnati Bengals	7	10	14	0	31	M. Nugent (21)

TEAM	Qtr	Clock Time	Play (Extra Point) (Drive Info)	Visitor	Home
Bengals	1	9:18	A. Green 10 yd. pass from A. Dalton (M.Nugent kick) (7-63, 3:48)	0	7
Bengals	2	10:10	M. Nugent 21 yd. Field Goal (14-85, 6:49)	0	10
Rams	2	8:29	T. Austin 5 yd. run (Z. Hocker kick) (4-80, 1:41)	7	10
Bengals	2	3:27	T. Eifert 22 yd. pass from A. Dalton (M.Nugent kick) (10-80, 5:02)	7	17
Bengals	3	7:01	A. Green 18 yd pass from A. Dalton (M.Nugent kick) (3-72, 1:31)	7	24
Bengals	3	5:20	L. Hall 19 yd. interception return (M. Nugent kick)	7	31

FINAL TEAM STATISTICS

	RAMS	BENGALS		RAMS	BENGALS
TOTAL FIRST DOWNS	19	19	FGs - PATs Had Blocked	0-0	0-0
By Rushing	3	6	Net Punting Average	37.8	42.8
By Passing	14	12	TOTAL RETURN YARDAGE	22	45
By Penalty	2	1	No. and Yards Punt Returns	3-22	2-16
THIRD DOWN EFFICIENCY	6-15-40%	3-10-30%	No. and Yards Kickoff Returns	2-46	0-0
FOURTH DOWN EFFICIENCY	1-3-33%	0-1-0%	No. and Yards Interception Returns	1-0	3-29
TOTAL NET YARDS	345	376	PENALTIES Number and Yards	7-45	3-35
Total Offensive Plays	71	59	FUMBLES Number and Lost	0-0	1-0
Average gain per offensive play	4.9	6.4	TOUCHDOWNS	1	4
NET YARDS RUSHING	94	140	Rushing	1	0
Total Rushing Plays	17	31	Passing	0	3
Average gain per rushing play	5.5	4.5	Interceptions	1	1
Tackles for a loss-number and yards	4-11	1-1	EXTRA POINTS Made-Attempts	1-1	4-4
NET YARDS PASSING	251	236	Kicking Made-Attempts	1-1	4-4
Times thrown	1-8	0-0	FIELD GOALS Made-Attempts	0-0	1-1
Gross yards passing	259	236	RED ZONE EFFICIENCY	1-2-50%	2-3-0%
PASS ATTEMPTS-COMP-HAD INT	53-36-3	28-21-1	GOAL TO GO EFFICIENCY	0-0-0%	1-2-50%
Avg gain per pass play	4.6	8.4	SAFETIES	0	0
KICKOFFS Number-In End Zone-TBs	2-2-2	6-5-4	FINAL SCORE	7	31
PUNTS Number and Average	5-45.0	4-48.3	TIME OF POSSESSION	29:53	30:07
Had Blocked	0	0			

FINAL INDIVIDUAL STATISTICS

ST. LOUIS RAMS							CINCINNATI BENGALS								
RUSHING							RUSHING								
T. Austin	4	63	15.8	60	1	0	J. Hill	16	86	5.4	15	0	0		
T. Gurley	9	19	2.1	8	0	0	M. Jones	1	30	30.0	30	0	0		
B. Cunningham	2	12	6.0	8	0	0	G. Bernard	10	16	1.6	3	0	0		
N. Foles	1	2	2.0	2	0	0	A. Dalton	2	4	2.0	5	0	0		
T. Mason	1	2	-2.0	-2	0	0	R. Burkhead	2	4	2.0	2	0	0		
Total	17	94	5.5	60	1	0	Total	31	140	4.5	30	0	0		
PASSING							PASSING								
N. Foles	46	30	228	1/8	0	25	3	A. Dalton	27	20	233	0/0	3	45	1
S. Mannion	7	6	31	0/0	0	11	0	A. McCarron	1	1	3	0/0	0	3	0
Total	53	36	259	1/8	0	25	3	Total	28	21	236	0/0	3	45	1
RECEIVING							RECEIVING								
T. Mason	7	37	5.3	11	0	0	A. Green	6	61	10.2	18	2	1		
K. Britt	6	63	10.5	18	0	0	T. Eifert	3	40	13.3	22	1	0		
T. Austin	6	33	5.5	12	0	0	M. Jones	3	25	8.3	12	0	0		
J. Cook	4	58	14.5	25	0	0	G. Bernard	2	51	25.5	45	0	0		
L. Kendrick	3	17	5.7	11	0	0	R. Hewitt	2	29	14.5	21	0	0		
B. Marquez	3	13	4.3	7	0	0	R. Burkhead	2	4	2.0	3	0	0		
W. Welker	2	12	6.0	6	0	0	J. Hill	1	14	14.0	14	0	0		
B. Quick	2	8	4.0	5	0	0	M. Sanu	1	8	8.0	8	0	0		
T. Gurley	1	11	11.0	11	0	0	T. Kroft	1	4	4.0	4	0	0		
B. Cunningham	1	5	5.0	5	0	0									
C. Harkey	1	2	2.0	2	0	0									
Total	36	259	7.2	25	0	0	Total	21	236	11.2	45	3	3		
INTERCEPTIONS							INTERCEPTIONS								
J. Jenkins	1	0	0.0	0	0	0	L. Hall	1	19	19.0	19	1	0		
Total	1	0	0.0	0	0	0	R. Nelson	1	10	10.0	10	0	0		
							G. Iloka	1	0	0.0	0	0	0		
							Total	3	29	9.7	19	1	1		
PUNTING							PUNTING								
J. Hekker	5	225	45.0	37.8	1/1	56	K. Huber	4	193	48.3	42.8	0/1	53		
Total	5	225	45.0	37.8	1/1	56	Total	4	193	48.3	42.8	0/1	53		
PUNT RETURNS							PUNT RETURNS								
T. Austin	2	9	4.5	1	9	0	B. Tate	2	16	8.0	1	13	0		
W. Welker	1	13	13.0	0	13	0	[Downed]	1	0	0.0	0	0	0		
							[Touchback]	1	0	0.0	0	0	0		
Total	3	22	7.3	1	13	0	Total	2	16	8.0	1	13	0		
KICKOFF RETURNS							KICKOFF RETURNS								
B. Cunningham	2	46	23.0	0	23	0	[Touchback]	2	0	0.0	0	0	0		
[Touchback]	4	0	0.0	0	0	0	Total	0	0	0.0	0	0	0		
Total	2	46	23.0	0	23	0									

DEFENSIVE STATISTICS (Based on coaches' film review)

PLAYER	T	S	A	S-YDS	I-YDS	PD	FF	FR	PLAYER	T	S	A	S-YDS	I-YDS	PD	FF	FR
J. Laurinaitis	11	8	3	0-0	0-0	0	0	0	M. Longacre	4	2	2	0-0	0-0	0	0	0
M. Barron	11	4	7	0-0	0-0	0	0	0	N. Fairley	4	2	2	0-0	0-0	0	0	0
A. Ayers	7	6	1	0-0	0-0	0	0	0	E. Sims	4	0	4	0-0	0-0	1	0	0
T. McDonald	6	4	2	0-0	0-0	0	0	0	M. Brockers	3	3	0	0-0	0-0	0	0	0
A. Donald	6	3	3	0-0	0-0	0	0	0	J. Jenkins	3	3	0	0-0	1-0	1	0	0
C. Long	5	3	2	0-0	0-0	0	0	0	D. Bates	0	0	0	0-0	0-0	1	0	0
W. Hayes	5	2	3	0-0	0-0	0	0	0									
M. Roberson	5	4	1	0-0	0-0	0	1	0									
R. McLeod	5	4	1	0-0	0-0	1	0	0	Total	79	48	31	0-0	1-0	4	1	0



LAST WEEK'S GAMEBOOK



National Football League Game Summary

NFL Copyright © 2015 by The National Football League. All rights reserved. This summary and play-by-play is for the express purpose of assisting media in their coverage of the game; any other use of this material is prohibited without the written permission of the National Football League. Updated: 11/30/2015

Date: Sunday, 11/29/2015

St. Louis Rams at Cincinnati Bengals

Start Time: 1:02 PM EST

at Paul Brown Stadium, Cincinnati, Ohio

Game Day Weather

Game Weather: Cloudy

Temp: 41° F (5.0° C) Humidity: 88%, Wind: NNE 8 mph

Played Outdoor on Turf: UBU Sports Speed S5-M

Wind Chill: 36

Officials

Referee: Wrolstad, Craig (4)

Umpire: Ellison, Roy (81)

Head Linesman: Hittner, Mark (28)

Line Judge: Mapp, Julian (10)

Side Judge: Coleman, James (95)

Field Judge: Zimmer, Steve (33)

Back Judge: Dyer, Lee (27)

Replay Official: Hynes, Al

Lineups

St. Louis Rams

Cincinnati Bengals

Offense			Defense			Offense			Defense		
WR	18	K.Britt	LDE	95	W.Hayes	WR	18	A.Green	LDE	96	C.Dunlap
FB	46	C.Harkey	LDT	99	A.Donald	LOT	77	A.Whitworth	NT	94	D.Peko
LT	73	G.Robinson	RDT	90	M.Brockers	LG	65	C.Boling	DT	97	G.Atkins
LG	65	D.Rhane	RDE	97	E.Sims	C	61	R.Bodine	RDE	90	M.Johnson
C	61	T.Barnes	RLB	56	A.Ayers	RG	68	K.Zeitler	SLB	50	A.Hawk
RG	69	C.Wichmann	RLB	55	J.Laurinaitis	ROT	71	A.Smith	MLB	58	R.Mauluga
RT	71	G.Reynolds	LCB	47	M.Roberson	TE	85	T.Eifert	WLB	55	V.Burfict
TE	88	L.Kendricks	RCB	21	J.Jenkins	H-B	89	R.Hewitt	LCB	27	D.Kirkpatrick
WR	11	T.Austin	WS	26	M.Barron	TE	81	T.Kroft	RCB	24	A.Jones
QB	5	N.Foles	FS	23	R.McLeod	QB	14	A.Dalton	SS	43	G.Iloka
RB	30	T.Gurley	SS	25	T.McDonald	HB	32	J.Hill	FS	20	R.Nelson

Substitutions

Substitutions

K 2 Z.Hocker, P 6 J.Hecker, QB 14 S.Mannion, WR 15 B.Marquez, WR 19 W.Welker, DB 20 L.Joyner, RB 27 T.Mason, S 31 M.Alexander, RB 34 C.Reynolds, RB 36 B.Cunningham, S 37 C.Bryant, S 38 C.Davis, LS 44 J.McQuaide, LB 50 C.Lynch, LB 53 D.Bates, LB 54 B.Hager, C 60 E.Kush, OL 67 B.Folkerts, WR 83 B.Quick, TE 89 J.Cook, DE 91 C.Long, DE 96 M.Longacre, DT 98 N.Fairley

K 2 M.Nugent, QB 5 A.McCarron, P 10 K.Huber, WR 12 M.Sanu, WR 19 B.Tate, HB 25 G.Bernard, CB 26 J.Shaw, CB 29 L.Hall, HB 30 C.Peerman, HB 33 R.Burkhead, S 36 S.Williams, CB 37 C.Lewis-Harris, S 40 D.Smith, LS 46 C.Harris, LB 51 C.Carter, LB 57 V.Rey, LB 59 E.Lamur, C 60 T.Johnson, OT/G 73 E.Winston, OT/G 74 J.Fisher, WR 82 M.Jones, DE 93 W.Clarke, DE 95 W.Gilberry, DT 98 B.Thompson

Did Not Play

Did Not Play

T 79 R.Havenstein

Not Active

Not Active

K 4 G.Zuerlein, QB 17 C.Keenum, CB 22 T.Johnson, T 64 A.Donnal, T 77 I.Battle, DL 93 E.Westbrooks, DE 94 R.Quinn

WR 15 M.Alford, LB 47 P.Dawson, OT 70 C.Ogbuehi, TE 87 C.Uzomah, DT 91 M.Hardison, DT 92 P.Sims, DE 99 M.Hunt

Field Goals (made () & missed)

M.Nugent

(21)

		1	2	3	4	OT	Total
VISITOR:	St. Louis Rams	0	7	0	0	0	7
HOME:	Cincinnati Bengals	7	10	14	0	0	31

Scoring Plays

Team	Qtr	Time	Play Description (Extra Point) (Drive Info)	Visitor	Home
Bengals	1	9:18	A.Green 10 yd. pass from A.Dalton (M.Nugent kick) (7-63, 3:48)	0	7
Bengals	2	10:10	M.Nugent 21 yd. Field Goal (14-85, 6:49)	0	10
Rams	2	8:29	T.Austin 5 yd. run (Z.Hocker kick) (4-80, 1:41)	7	10
Bengals	2	3:27	T.Eifert 22 yd. pass from A.Dalton (M.Nugent kick) (10-80, 5:02)	7	17
Bengals	3	7:01	A.Green 18 yd. pass from A.Dalton (M.Nugent kick) (3-72, 1:31)	7	24
Bengals	3	5:20	L.Hall 19 yd. interception return (M.Nugent kick)	7	31

Paid Attendance: 61,022

Time: 2:51

St. Louis Rams vs Cincinnati Bengals
11/29/2015 at Paul Brown Stadium

Final Individual Statistics

St. Louis Rams

Cincinnati Bengals

RUSHING						RUSHING					
	ATT	YDS	AVG	LG	TD		ATT	YDS	AVG	LG	TD
T.Austin	4	63	15.8	60	1	J.Hill	16	86	5.4	15	0
T.Gurley	9	19	2.1	8	0	M.Jones	1	30	30.0	30	0
B.Cunningham	2	12	6.0	8	0	G.Bernard	10	16	1.6	3	0
N.Foles	1	2	2.0	2	0	A.Dalton	2	4	2.0	5	0
T.Mason	1	-2	-2.0	-2	0	R.Burkhead	2	4	2.0	2	0
Total	17	94	5.5	60	1	Total	31	140	4.5	30	0

PASSING									PASSING								
	ATT	CMP	YDS	SK/YD	TD	LG	IN	RT		ATT	CMP	YDS	SK/YD	TD	LG	IN	RT
N.Foles	46	30	228	1/8	0	25	3	49.9	A.Dalton	27	20	233	0/0	3	45	1	121.4
S.Mannion	7	6	31	0/0	0	11	0	85.1	A.McCarron	1	1	3	0/0	0	3	0	79.2
Total	53	36	259	1/8	0	25	3	55.5	Total	28	21	236	0/0	3	45	1	120.5

PASS RECEIVING							PASS RECEIVING						
	TAR	REC	YDS	AVG	LG	TD		TAR	REC	YDS	AVG	LG	TD
T.Mason	7	7	37	5.3	11	0	A.Green	8	6	61	10.2	18	2
K.Britt	11	6	63	10.5	18	0	T.Eifert	4	3	40	13.3	22	1
T.Austin	6	6	33	5.5	12	0	M.Jones	5	3	25	8.3	12	0
J.Cook	6	4	58	14.5	25	0	G.Bernard	3	2	51	25.5	45	0
L.Kendricks	4	3	17	5.7	11	0	R.Hewitt	2	2	29	14.5	21	0
B.Marquez	5	3	13	4.3	7	0	R.Burkhead	2	2	4	2.0	3	0
W.Welker	3	2	12	6.0	6	0	J.Hill	1	1	14	14.0	14	0
B.Quick	5	2	8	4.0	5	0	M.Sanu	1	1	8	8.0	8	0
T.Gurley	2	1	11	11.0	11	0	T.Kroft	1	1	4	4.0	4	0
B.Cunningham	3	1	5	5.0	5	0	J.Fisher	1	0	0	0.0	0	0
C.Harkey	1	1	2	2.0	2	0							
Total	53	36	259	7.2	25	0	Total	28	21	236	11.2	45	3

INTERCEPTIONS						INTERCEPTIONS					
	NO	YDS	AVG	LG	TD		NO	YDS	AVG	LG	TD
J.Jenkins	1	0	0.0	0	0	L.Hall	1	19	19.0	19	1
						R.Nelson	1	10	10.0	10	0
						G.Iloka	1	0	0.0	0	0
Total	1	0	0.0	0	0	Total	3	29	9.7	19	1

PUNTING								PUNTING							
	NO	YDS	AVG	NET	TB	IN20	LG		NO	YDS	AVG	NET	TB	IN20	LG
J.Hekker	5	225	45.0	37.8	1	1	56	K.Huber	4	193	48.3	42.8	0	1	53
Total	5	225	45.0	37.8	1	1	56	Total	4	193	48.3	42.8	0	1	53

PUNT RETURNS							PUNT RETURNS						
	NO	YDS	AVG	FC	LG	TD		NO	YDS	AVG	FC	LG	TD
T.Austin	2	9	4.5	1	9	0	B.Tate	2	16	8.0	1	13	0
W.Welker	1	13	13.0	0	13	0	[DOWNED]	1	0	0.0	0	0	0
							[TOUCHBACK]	1	0	0.0	0	0	0
Total	3	22	7.3	1	13	0	Total	2	16	8.0	1	13	0

KICKOFF RETURNS							KICKOFF RETURNS						
	NO	YDS	AVG	FC	LG	TD		NO	YDS	AVG	FC	LG	TD
B.Cunningham	2	46	23.0	0	23	0	[TOUCHBACK]	2	0	0.0	0	0	0
[TOUCHBACK]	4	0	0.0	0	0	0	Total	0	0	0.0	0	0	0
Total	2	46	23.0	0	23	0							

St. Louis Rams

FUMBLES												
	FUM	LOST	OWN-REC	YDS	TD	FORCED	OPP-REC	YDS	TD	OUT-BDS		
M.Roberson	0	0	0	0	0	1	0	0	0	0		
Total	0	0	0	0	0	1	0	0	0	0		

Cincinnati Bengals

FUMBLES												
	FUM	LOST	OWN-REC	YDS	TD	FORCED	OPP-REC	YDS	TD	OUT-BDS		
G.Bernard	1	0	0	0	0	0	0	0	0	0		
T.Eifert	0	0	1	0	0	0	0	0	0	0		
Total	1	0	1	0	0	0	0	0	0	0		

St. Louis Rams vs Cincinnati Bengals
11/29/2015 at Paul Brown Stadium

Final Team Statistics

	Visitor Rams	Home Bengals
TOTAL FIRST DOWNS	19	19
By Rushing	3	6
By Passing	14	12
By Penalty	2	1
THIRD DOWN EFFICIENCY	6-15-40%	3-10-30%
FOURTH DOWN EFFICIENCY	1-3-33%	0-1-0%
TOTAL NET YARDS	345	376
Total Offensive Plays (inc. times thrown passing)	71	59
Average gain per offensive play	4.9	6.4
NET YARDS RUSHING	94	140
Total Rushing Plays	17	31
Average gain per rushing play	5.5	4.5
Tackles for a loss-number and yards	4-11	1-1
NET YARDS PASSING	251	236
Times thrown - yards lost attempting to pass	1-8	0-0
Gross yards passing	259	236
PASS ATTEMPTS-COMPLETIONS-HAD INTERCEPTED	53-36-3	28-21-1
Avg gain per pass play (inc.# thrown passing)	4.6	8.4
KICKOFFS Number-In End Zone-Touchbacks	2-2-2	6-5-4
PUNTS Number and Average	5-45.0	4-48.3
Had Blocked	0	0
FGs - PATs Had Blocked	0-0	0-0
Net Punting Average	37.8	42.8
TOTAL RETURN YARDAGE (Not Including Kickoffs)	22	45
No. and Yards Punt Returns	3-22	2-16
No. and Yards Kickoff Returns	2-46	0-0
No. and Yards Interception Returns	1-0	3-29
PENALTIES Number and Yards	7-45	3-35
FUMBLES Number and Lost	0-0	1-0
TOUCHDOWNS	1	4
Rushing	1	0
Passing	0	3
Interceptions	0	1
EXTRA POINTS Made-Attempts	1-1	4-4
Kicking Made-Attempts	1-1	4-4
FIELD GOALS Made-Attempts	0-0	1-1
RED ZONE EFFICIENCY	1-2-50%	2-3-67%
GOAL TO GO EFFICIENCY	0-0-0%	1-2-50%
SAFETIES	0	0
FINAL SCORE	7	31
TIME OF POSSESSION	29:53	30:07

Ball Possession And Drive Chart

St. Louis Rams

#	Time Recd	Time Lost	Time Poss	How Ball Obtained	Drive Began	# Play	Yds Gain	Yds Pen	Net Yds	1st Down	Last Scrm	How Given Up
1	15:00	13:06	1:54	Kickoff	SL 20	3	6	0	6	0	SL 26	Punt
2	9:18	4:41	4:37	Kickoff	SL 20	9	34	-10	24	2	SL 44	Punt
3	3:15	1:59	1:16	Punt	CIN 48	3	1	0	1	0	CIN 47	Punt
4	10:10	8:29	1:41	Kickoff	SL 20	4	80	0	80	2	* CIN 5	Touchdown
5	3:27	0:31	2:56	Kickoff	SL 28	8	44	5	49	3	CIN 23	Interception
6	12:16	8:32	3:44	Interception	SL 23	6	12	0	12	1	SL 35	Punt
7	7:01	5:20	1:41	Kickoff	SL 11	3	-3	0	-3	0	SL 8	Interception
8	5:20	4:07	1:13	Kickoff	SL 20	3	8	0	8	0	SL 28	Punt
9	2:05	14:24	2:41	Punt	SL 5	7	36	15	51	3	CIN 44	Interception
10	13:04	9:57	3:07	Punt	SL 34	6	50	-10	40	2	CIN 26	Downs
11	6:25	3:02	3:23	Downs	SL 36	12	46	-5	41	4	* CIN 23	Downs
12	1:40	0:00	1:40	Punt	SL 33	7	31	0	31	2	CIN 39	End of Game

(302) Average SL 25

Cincinnati Bengals

#	Time Recd	Time Lost	Time Poss	How Ball Obtained	Drive Began	# Play	Yds Gain	Yds Pen	Net Yds	1st Down	Last Scrm	How Given Up
1	13:06	9:18	3:48	Punt	CIN 37	7	63	0	63	4	* SL 10	Touchdown
2	4:41	3:15	1:26	Punt	CIN 20	3	5	0	5	0	CIN 25	Punt
3	1:59	10:10	6:49	Punt	CIN 12	14	80	5	85	4	* SL 3	Field Goal
4	8:29	3:27	5:02	Kickoff	CIN 20	10	80	0	80	5	SL 22	Touchdown
5	0:31	0:00	0:31	Interception	CIN 15	1	-1	0	-1	0	CIN 15	End of Half
6	15:00	12:16	2:44	Kickoff	CIN 20	6	24	0	24	2	CIN 44	Interception
7	8:32	7:01	1:31	Punt	CIN 28	3	72	0	72	2	* SL 18	Touchdown
8	4:07	2:05	2:02	Punt	CIN 28	3	9	0	9	0	CIN 37	Punt
9	14:24	13:04	1:20	Interception	CIN 18	3	5	0	5	0	CIN 23	Punt
10	9:57	6:25	3:32	Downs	CIN 26	7	39	0	39	2	SL 36	Downs
11	3:02	1:40	1:22	Downs	CIN 23	3	7	0	7	0	CIN 30	Punt

(247) Average CIN 22

* inside opponent's 20

Time of Possession by Quarter

Visitor	Home	1st	2nd	3rd	4th	OT	Total
St. Louis Rams	Cincinnati Bengals	7:47	4:37	8:43	8:46		29:53
		7:13	10:23	6:17	6:14		30:07

Kickoff Drive No.-Start Average

Rams: 6 - SL 20 Bengals: 2 - CIN 20

St. Louis Rams vs Cincinnati Bengals
11/29/2015 at Paul Brown Stadium

Final Defensive Statistics

St. Louis Rams	Regular Defensive Plays											Special Teams					Misc			
	TKL	AST	COMB	SK	/ YDS	TFL	Q	IN	PD	FF	FR	TKL	AST	FF	FR	BL	TKL	AST	FF	FR
M.Barron	7	3	10	0	0	0	0	0	0	0	0	0	0	0	0	0	0	0	0	0
J.Laurinaitis	6	3	9	0	0	0	0	0	0	0	0	0	0	0	0	0	0	0	0	0
A.Ayers	5	3	8	0	0	0	0	0	0	0	0	0	0	0	0	0	0	0	0	0
M.Roberson	4	2	6	0	0	0	0	0	0	1	0	0	0	0	0	0	0	0	0	0
T.McDonald	3	2	5	0	0	1	0	0	0	0	0	0	0	0	0	0	0	0	0	0
R.McLeod	2	3	5	0	0	0	0	0	1	0	0	0	0	0	0	0	0	0	0	0
C.Long	2	2	4	0	0	0	0	0	0	0	0	0	0	0	0	0	0	0	0	0
J.Jenkins	3	0	3	0	0	0	0	1	1	0	0	0	0	0	0	0	0	0	0	0
W.Hayes	1	2	3	0	0	0	0	0	0	0	0	0	0	0	0	0	0	0	0	0
A.Donald	0	3	3	0	0	0	0	0	0	0	0	0	0	0	0	0	0	0	0	0
N.Fairley	1	1	2	0	0	0	0	0	0	0	0	0	0	0	0	0	0	0	0	0
M.Longacre	1	1	2	0	0	0	0	0	0	0	0	0	0	0	0	0	0	0	0	0
M.Brockers	0	2	2	0	0	0	0	0	0	0	0	0	0	0	0	0	0	0	0	0
E.Sims	0	1	1	0	0	0	0	0	1	0	0	0	0	0	0	0	0	0	0	0
D.Bates	0	0	0	0	0	0	0	0	1	0	0	0	0	0	0	0	0	0	0	0
C.Harkey	0	0	0	0	0	0	0	0	0	0	0	1	0	0	0	0	0	0	0	0
J.McQuaide	0	0	0	0	0	0	0	0	0	0	0	0	1	0	0	0	0	0	0	0
C.Wichmann	0	0	0	0	0	0	0	0	0	0	0	0	0	0	0	0	1	0	0	0
K.Britt	0	0	0	0	0	0	0	0	0	0	0	0	0	0	0	0	1	0	0	0
Total	35	28	63	0	0	1	0	1	4	1	0	1	2	0	0	0	2	0	0	0

TKL = Tackle AST = Assist COMB = Combined QH=QB Hit IN = Interception PD = Pass Defense FF = Forced Fumble FR = Fumble Recovery

Cincinnati Bengals	Regular Defensive Plays											Special Teams					Misc			
	TKL	AST	COMB	SK	/ YDS	TFL	QH	IN	PD	FF	FR	TKL	AST	FF	FR	BL	TKL	AST	FF	FR
D.Kirkpatrick	9	1	10	0	0	0	0	0	3	0	0	0	0	0	0	0	0	0	0	0
V.Burfict	6	1	7	0	0	0	0	0	0	0	0	0	0	0	0	0	0	0	0	0
L.Hall	4	2	6	0	0	0	0	1	2	0	0	0	0	0	0	0	0	0	0	0
V.Rey	3	3	6	0	0	0	0	0	0	0	0	0	0	0	0	0	0	0	0	0
A.Jones	4	0	4	0	0	0	0	0	0	0	0	0	0	0	0	0	0	0	0	0
G.Iloka	3	1	4	0	0	1	0	1	2	0	0	0	0	0	0	0	0	0	0	0
C.Dunlap	1	3	4	0	0	1	4	0	0	0	0	0	0	0	0	0	0	0	0	0
G.Atkins	3	0	3	1	8	3	3	0	0	0	0	0	0	0	0	0	0	0	0	0
D.Peko	2	1	3	0	0	0	0	0	0	0	0	0	0	0	0	0	0	0	0	0
W.Gilberry	0	3	3	0	0	0	3	0	0	0	0	0	0	0	0	0	0	0	0	0
R.Nelson	2	0	2	0	0	0	0	1	1	0	0	0	0	0	0	0	0	0	0	0
J.Shaw	2	0	2	0	0	0	0	0	1	0	0	0	0	0	0	0	0	0	0	0
E.Lamur	2	0	2	0	0	0	0	0	0	0	0	0	0	0	0	0	0	0	0	0
R.Mauluga	1	1	2	0	0	0	0	0	0	0	0	0	0	0	0	0	0	0	0	0
S.Williams	1	0	1	0	0	0	0	0	0	0	0	1	0	0	0	0	0	0	0	0
A.Hawk	0	1	1	0	0	0	0	0	0	0	0	0	0	0	0	0	0	0	0	0
B.Thompson	0	1	1	0	0	0	0	0	0	0	0	0	0	0	0	0	0	0	0	0
C.Carter	0	0	0	0	0	0	1	0	0	0	0	0	1	0	0	0	0	0	0	0
M.Johnson	0	0	0	0	0	0	1	0	0	0	0	0	0	0	0	0	0	0	0	0
C.Peerman	0	0	0	0	0	0	0	0	0	0	0	1	1	0	0	0	0	0	0	0
T.Kroft	0	0	0	0	0	0	0	0	0	0	0	0	3	0	0	0	0	0	0	0
B.Tate	0	0	0	0	0	0	0	0	0	0	0	0	1	0	0	0	0	0	0	0
M.Jones	0	0	0	0	0	0	0	0	0	0	0	0	0	0	0	0	1	0	0	0
T.Eifert	0	0	0	0	0	0	0	0	0	0	0	0	0	0	0	0	0	0	0	1
Total	43	18	61	1	8	5	12	3	9	0	0	2	6	0	0	0	1	0	0	1

Play By Play

First Quarter

11/29/2015

SL wins toss, elects to Receive, and CIN elects to defend the South goal.

M.Nugent kicks 65 yards from CIN 35 to end zone, Touchback.

St. Louis Rams at 15:00

- 1-10-SL 20 (15:00) T.Gurley left guard to SL 22 for 2 yards (C.Dunlap; R.Mauluga).
- 2-8-SL 22 (14:26) (Shotgun) N.Foles pass short right to T.Austin pushed ob at SL 29 for 7 yards (D.Kirkpatrick).
- 3-1-SL 29 (13:49) T.Gurley right end to SL 26 for -3 yards (G.Iloka).
- 4-4-SL 26 (13:19) J.Hekker punts 37 yards to CIN 37, Center-J.McQuaide, downed by SL-C.Harkey.

Cincinnati Bengals at 13:06

- 1-10-CIN 37 (13:06) J.Hill left guard to SL 48 for 15 yards (M.Roberson; R.McLeod). R1
- 1-10-SL 48 (12:25) G.Bernard right tackle to SL 46 for 2 yards (A.Ayers).
- 2-8-SL 46 (11:55) A.Dalton pass short middle to T.Eifert pushed ob at SL 31 for 15 yards (T.McDonald). P2
- 1-10-SL 31 (11:24) J.Hill right tackle to SL 28 for 3 yards (A.Ayers).
- 2-7-SL 28 (10:50) (Shotgun) A.Dalton pass short right to M.Jones to SL 24 for 4 yards (M.Roberson). P3
- Timeout #1 by CIN at 10:04.
- 3-3-SL 24 (10:04) (Shotgun) A.Dalton pass short middle to A.Green to SL 10 for 14 yards (M.Roberson; J.Laurinaitis). P4
- 1-10-SL 10 (9:23) (Shotgun) A.Dalton pass short left to A.Green for 10 yards, TOUCHDOWN. P4
- M.Nugent extra point is GOOD, Center-C.Harris, Holder-K.Huber.

SL 0 CIN 7, 7 plays, 63 yards, 3:48 drive, 5:42 elapsed

M.Nugent kicks 65 yards from CIN 35 to end zone, Touchback.

St. Louis Rams at 9:18

- 1-10-SL 20 (9:18) N.Foles pass incomplete short right to J.Cook.
- 2-10-SL 20 (9:13) N.Foles pass incomplete short left to K.Britt.
- 3-10-SL 20 (9:09) (Shotgun) N.Foles pass short middle to J.Cook to SL 36 for 16 yards (V.Rey; G.Iloka). P1
- 1-10-SL 36 (8:34) T.Austin right end pushed ob at SL 38 for 2 yards (D.Kirkpatrick). {End around}
- 2-8-SL 38 (8:01) (Shotgun) N.Foles pass short left to T.Austin to SL 45 for 7 yards (D.Peko). R2
- Timeout #2 by CIN at 07:27.
- 3-1-SL 45 (7:27) N.Foles right end to SL 47 for 2 yards (A.Hawk; V.Burfict).
- 1-10-SL 47 (6:47) T.Gurley left end to CIN 49 for 4 yards (V.Burfict).
- 2-6-CIN 49 (6:02) T.Gurley up the middle to SL 49 for -2 yards (G.Atkins).
- 3-8-SL 49 (5:23) (Shotgun) N.Foles pass short middle to B.Quick to CIN 46 for 5 yards (A.Jones).
- Penalty on SL-J.Cook, Illegal Motion, declined.
- 4-3-CIN 46 (5:06) (Punt formation) PENALTY on SL-M.Alexander, False Start, 5 yards, enforced at CIN 46 - No Play.
- 4-8-SL 49 (5:06) (Punt formation) PENALTY on SL-C.Bryant, False Start, 5 yards, enforced at SL 49 - No Play.
- 4-13-SL 44 (4:51) J.Hekker punts 56 yards to end zone, Center-J.McQuaide, Touchback.

Cincinnati Bengals at 4:41

- 1-10-CIN 20 (4:41) (Shotgun) A.Dalton pass short left to A.Green to CIN 22 for 2 yards (J.Jenkins).
- 2-8-CIN 22 (4:18) J.Hill right guard to CIN 25 for 3 yards (M.Barron).
- 3-5-CIN 25 (3:35) (Shotgun) A.Dalton pass incomplete short right to T.Eifert (R.McLeod).
- 4-5-CIN 25 (3:29) K.Huber punts 47 yards to SL 28, Center-C.Harris. T.Austin pushed ob at SL 37 for 9 yards (S.Williams).
- PENALTY on CIN-S.Williams, Unnecessary Roughness, 15 yards, enforced at SL 37.

St. Louis Rams at 3:15

- 1-10-CIN 48 (3:15) T.Mason right tackle to 50 for -2 yards (G.Atkins).
- 2-12-50 (2:37) (Shotgun) N.Foles pass short right to T.Mason pushed ob at CIN 47 for 3 yards (D.Kirkpatrick).
- 3-9-CIN 47 (2:13) (Shotgun) N.Foles pass incomplete short middle to K.Britt (D.Kirkpatrick) [G.Atkins].
- 4-9-CIN 47 (2:08) J.Hekker punts 35 yards to CIN 12, Center-J.McQuaide, fair catch by B.Tate.

Cincinnati Bengals at 1:59

- 1-10-CIN 12 (1:59) (Shotgun) A.Dalton pass incomplete short middle to A.Green (E.Sims). {tipped at the line of scrimmage}
- 2-10-CIN 12 (1:56) G.Bernard right guard to CIN 12 for no gain (M.Brockers; T.McDonald).
- 3-10-CIN 12 (1:22) (Shotgun) A.Dalton pass short middle to G.Bernard to CIN 18 for 6 yards (M.Barron).
- Penalty on CIN-K.Zeitler, Illegal Block Above the Waist, declined.

St. Louis Rams vs Cincinnati Bengals at Paul Brown Stadium

4-4-CIN 18 (1:03) K.Huber punts 51 yards to SL 31, Center-C.Harris. T.Austin pushed ob at SL 30 for -1 yards (S.Williams).
 PENALTY on SL-C.Reynolds, Running Into the Kicker, 5 yards, enforced at CIN 18 - No Play.

X5

~~1-10-CIN 23~~ (:48) G.Bernard right guard to CIN 26 for 3 yards (J.Laurinaitis).

2-7-CIN 26 (:18) (Shotgun) A.Dalton pass deep middle to R.Hewitt to CIN 47 for 21 yards (R.McLeod).

P6

END OF QUARTER

	Score	Time Poss	First Downs				Efficiencies	
			R	P	X	T	3 Down	4 Down
St. Louis Rams	0	7:47	1	1	0	2	2/5	0/0
Cincinnati Bengals	7	7:13	1	4	1	6	1/3	0/0

Second Quarter

11/29/2015

Play By Play

Cincinnati Bengals continued.

<u>1-10-CIN 47</u>	(15:00) (Shotgun) A.Dalton pass short right to M.Sanu to SL 45 for 8 yards (A.Ayers).	
2-2-SL 45	(14:24) G.Bernard left tackle to SL 46 for -1 yards (T.McDonald).	
3-3-SL 46	(13:48) (Shotgun) A.Dalton pass short right to T.Eifert to SL 43 for 3 yards (T.McDonald).	P7
<u>1-10-SL 43</u>	(13:02) A.Dalton scrambles left end to SL 38 for 5 yards (A.Ayers).	
2-5-SL 38	(12:25) M.Jones left end to SL 8 for 30 yards (M.Barron; R.McLeod). {Dalton hands off to Benard, Benard flips to M. Jones}	R8
<u>1-8-SL 8</u>	(11:39) G.Bernard right guard to SL 6 for 2 yards (A.Ayers).	
2-6-SL 6	(11:00) (Shotgun) G.Bernard right tackle to SL 3 for 3 yards (R.McLeod; A.Donald).	
	Timeout #3 by CIN at 10:22.	
	Timeout #1 by SL at 10:22.	
3-3-SL 3	(10:22) A.Dalton pass incomplete short right to J.Fisher (D.Bates).	
	Penalty on CIN-C.Boling, Offensive Holding, declined.	
4-3-SL 3	(10:14) M.Nugent 21 yard field goal is GOOD, Center-C.Harris, Holder-K.Huber.	

SL 0 CIN 10, 14 plays, 85 yards, 1 penalty, 6:49 drive, 4:50 elapsed

M.Nugent kicks 65 yards from CIN 35 to end zone, Touchback.

St. Louis Rams at 10:10

1-10-SL 20	(10:10) (Shotgun) N.Foles pass short right to J.Cook pushed ob at SL 27 for 7 yards (V.Burfict).	
2-3-SL 27	(9:44) (Shotgun) Direct snap to T.Gurley. T.Austin right end pushed ob at CIN 13 for 60 yards (D.Kirkpatrick).	R3
<u>1-10-CIN 13</u>	(9:13) T.Gurley right guard to CIN 5 for 8 yards (B.Thompson; D.Peko).	
2-2-CIN 5	(8:34) T.Austin right end for 5 yards, TOUCHDOWN. {End around }	R4
	Z.Hocker extra point is GOOD, Center-J.McQuaide, Holder-J.Hekker.	

SL 7 CIN 10, 4 plays, 80 yards, 1:41 drive, 6:31 elapsed

Z.Hocker kicks 65 yards from SL 35 to end zone, Touchback.

Cincinnati Bengals at 8:29

1-10-CIN 20	(8:29) A.Dalton pass incomplete deep left to A.Green.	
2-10-CIN 20	(8:23) A.Dalton pass short left to A.Green pushed ob at CIN 30 for 10 yards (J.Jenkins).	P9
<u>1-10-CIN 30</u>	(7:54) J.Hill right tackle to CIN 30 for no gain (W.Hayes; A.Donald).	
2-10-CIN 30	(7:17) A.Dalton pass short middle to J.Hill to CIN 44 for 14 yards (J.Laurinaitis).	P10
<u>1-10-CIN 44</u>	(6:40) J.Hill right tackle to CIN 47 for 3 yards (C.Long; N.Fairley).	
2-7-CIN 47	(6:03) J.Hill right tackle to SL 41 for 12 yards (R.McLeod).	R11
<u>1-10-SL 41</u>	(5:32) J.Hill left guard to SL 38 for 3 yards (A.Ayers; M.Barron).	
2-7-SL 38	(4:52) A.Dalton pass short right to A.Green to SL 31 for 7 yards (J.Jenkins).	P12
<u>1-10-SL 31</u>	(4:17) A.Dalton pass short left to M.Jones to SL 22 for 9 yards (M.Roberson).	
2-1-SL 22	(3:34) A.Dalton pass deep right to T.Eifert for 22 yards, TOUCHDOWN.	P13
	M.Nugent extra point is GOOD, Center-C.Harris, Holder-K.Huber.	

SL 7 CIN 17, 10 plays, 80 yards, 5:02 drive, 11:33 elapsed

M.Nugent kicks 60 yards from CIN 35 to SL 5. B.Cunningham to SL 28 for 23 yards (C.Peerman).

St. Louis Rams at 3:27, (1st play from scrimmage 3:20)

1-10-SL 28	(3:20) (Shotgun) N.Foles pass short left to K.Britt to SL 27 for -1 yards (L.Hall; W.Gilberry).	
2-11-SL 27	(2:42) (Shotgun) Direct snap to T.Gurley. T.Gurley up the middle to SL 30 for 3 yards (W.Gilberry; C.Dunlap).	

Two-Minute Warning

3-8-SL 30	(2:00) (Shotgun) N.Foles sacked at SL 19 for -11 yards (C.Dunlap).	
	PENALTY on CIN-D.Kirkpatrick, Defensive Holding, 5 yards, enforced at SL 30 - No Play.	X5
<u>1-10-SL 35</u>	(1:45) (Shotgun) N.Foles pass short left to B.Marquez ran ob at SL 42 for 7 yards [M.Johnson].	
2-3-SL 42	(1:37) (Shotgun) N.Foles pass short left to K.Britt pushed ob at CIN 40 for 18 yards (E.Lamur) [C.Dunlap].	P6
<u>1-10-CIN 40</u>	(1:29) (Shotgun) N.Foles pass short middle to B.Quick to CIN 37 for 3 yards (V.Rey).	
2-7-CIN 37	(1:11) (Shotgun) N.Foles pass incomplete deep left to B.Quick.	
3-7-CIN 37	(1:05) (Shotgun) N.Foles pass short middle to K.Britt to CIN 23 for 14 yards (A.Jones).	P7
<u>1-10-CIN 23</u>	(:44) (Shotgun) N.Foles pass deep middle intended for J.Cook INTERCEPTED by R.Nelson (G.Iloka) at CIN 5. R.Nelson to CIN 15 for 10 yards (C.Wichmann).	

Cincinnati Bengals at 0:31

St. Louis Rams vs Cincinnati Bengals at Paul Brown Stadium

1-10-CIN 15 (:31) A.Dalton kneels to CIN 14 for -1 yards.

END OF QUARTER

	Score	Time Poss	First Downs				Efficiencies	
			R	P	X	T	3 Down	4 Down
St. Louis Rams	7	4:37	2	2	1	5	1/1	0/0
Cincinnati Bengals	17	10:23	2	5	0	7	1/2	0/0

Third Quarter

11/29/2015

Play By Play

CIN elects to Receive, and SL elects to defend the North goal.

Z.Hocker kicks 65 yards from SL 35 to end zone, Touchback.

Cincinnati Bengals at 15:00

- 1-10-CIN 20 (15:00) J.Hill left guard to CIN 23 for 3 yards (M.Brockers; C.Long).
- 2-7-CIN 23 (14:29) J.Hill right tackle to CIN 28 for 5 yards (J.Laurinaitis).
- 3-2-CIN 28 (13:56) (Shotgun) G.Bernard right guard to CIN 31 for 3 yards (M.Barron). R14
- 1-10-CIN 31 (13:27) (Shotgun) J.Hill up the middle to CIN 39 for 8 yards (J.Laurinaitis).
- 2-2-CIN 39 (12:56) (Shotgun) J.Hill right guard to CIN 44 for 5 yards (C.Long). R15
- 1-10-CIN 44 (12:25) (Shotgun) A.Dalton pass deep left intended for M.Jones INTERCEPTED by J.Jenkins at SL 23. J.Jenkins to SL 23 for no gain (M.Jones).

St. Louis Rams at 12:16

- 1-10-SL 23 (12:16) T.Gurley left end to SL 24 for 1 yard (L.Hall).
- 2-9-SL 24 (11:41) (Shotgun) N.Foles pass short right to T.Austin to SL 31 for 7 yards (G.Iloka).
- 3-2-SL 31 (10:59) N.Foles pass short right to C.Harkey to SL 33 for 2 yards (L.Hall). P8
- 1-10-SL 33 (10:14) N.Foles sacked at SL 25 for -8 yards (G.Atkins).
- 2-18-SL 25 (9:30) (Shotgun) N.Foles pass short middle to J.Cook to SL 35 for 10 yards (E.Lamur) [W.Gilberry].
- 3-8-SL 35 (8:50) (Shotgun) N.Foles pass incomplete short right to B.Quick (D.Kirkpatrick).
- 4-8-SL 35 (8:44) J.Hekker punts 50 yards to CIN 15, Center-J.McQuaide. B.Tate to CIN 28 for 13 yards (J.McQuaide; D.Bates). CIN-E.Lamur was injured during the play.

Cincinnati Bengals at 8:32

- 1-10-CIN 28 (8:32) A.Dalton pass short middle to G.Bernard to SL 27 for 45 yards (M.Roberson). FUMBLES (M.Roberson), recovered by CIN-T.Eifert at SL 20. T.Eifert to SL 20 for no gain (M.Barron). P16
- 1-10-SL 20 (7:42) J.Hill up the middle to SL 18 for 2 yards (W.Hayes).
- 2-8-SL 18 (7:07) (Shotgun) A.Dalton pass deep middle to A.Green for 18 yards, TOUCHDOWN. P17
- M.Nugent extra point is GOOD, Center-C.Harris, Holder-K.Huber.

SL 7 CIN 24, 3 plays, 72 yards, 1:31 drive, 7:59 elapsed

M.Nugent kicks 67 yards from CIN 35 to SL -2. B.Cunningham to SL 37 for 39 yards (T.Kroft; C.Carter).

PENALTY on SL-D.Bates, Offensive Holding, 10 yards, enforced at SL 21. {Cunningham credited with 23 return yards due to the penalty}

St. Louis Rams at 7:01, (1st play from scrimmage 6:52)

- 1-10-SL 11 (6:52) T.Austin right end to SL 7 for -4 yards (C.Dunlap). {End around}
- 2-14-SL 7 (6:08) (Shotgun) N.Foles pass short left to T.Austin to SL 8 for 1 yard (V.Burfict).
- 3-13-SL 8 (5:29) (Shotgun) N.Foles pass short middle intended for B.Marquez INTERCEPTED by L.Hall at SL 19. L.Hall for 19 yards, TOUCHDOWN.

Cincinnati Bengals at 5:20

M.Nugent extra point is GOOD, Center-C.Harris, Holder-K.Huber.

SL 7 CIN 31, 0 plays, 19 yards, 0:00 drive, 9:40 elapsed

M.Nugent kicks 65 yards from CIN 35 to end zone, Touchback.

St. Louis Rams at 5:20

- 1-10-SL 20 (5:20) (Shotgun) T.Gurley left guard to SL 23 for 3 yards (G.Iloka).
- 2-7-SL 23 (4:53) (Shotgun) N.Foles pass short left to K.Britt to SL 28 for 5 yards (A.Jones).
- 3-2-SL 28 (4:22) N.Foles pass incomplete short right to T.Gurley [W.Gilberry].
- 4-2-SL 28 (4:17) J.Hekker punts 47 yards to CIN 25, Center-J.McQuaide. B.Tate to CIN 28 for 3 yards (C.Harkey).

Cincinnati Bengals at 4:07

- 1-10-CIN 28 (4:07) J.Hill left end to CIN 32 for 4 yards (M.Barron).
- 2-6-CIN 32 (3:33) (Shotgun) J.Hill left guard to CIN 36 for 4 yards (C.Long).
- 3-2-CIN 36 (3:01) (Shotgun) G.Bernard left end to CIN 37 for 1 yard (E.Sims; M.Barron).
- 4-1-CIN 37 (2:18) K.Huber punts 53 yards to SL 10, Center-C.Harris. T.Austin to SL 16 for 6 yards (C.Peerman; T.Kroft).
- PENALTY on SL-C.Lynch, Offensive Holding, 5 yards, enforced at SL 10. {Austin credited with 0 yard return due to the penalty}

St. Louis Rams at 2:05

- 1-10-SL 5 (2:05) (Shotgun) N.Foles pass incomplete short middle to B.Quick (D.Kirkpatrick).
- 2-10-SL 5 (2:00) (Shotgun) N.Foles pass short middle to T.Mason to SL 12 for 7 yards (D.Kirkpatrick).
- 3-3-SL 12 (1:19) (Shotgun) N.Foles pass short right to K.Britt pushed ob at SL 27 for 15 yards (D.Kirkpatrick). P9
- 1-10-SL 27 (:56) (Shotgun) N.Foles pass short right to T.Mason to SL 38 for 11 yards (R.Nelson). P10

St. Louis Rams vs Cincinnati Bengals at Paul Brown Stadium

1-10-SL 38

(:22) (Shotgun) N.Foles pass short right to T.Mason to SL 37 for -1 yards (D.Peko).

PENALTY on CIN-V.Burfict, Unnecessary Roughness, 15 yards, enforced at SL 37.

X11

END OF QUARTER

	Score	Time Poss	First Downs				Efficiencies	
			R	P	X	T	3 Down	4 Down
St. Louis Rams	7	8:43	0	3	1	4	2/5	0/0
Cincinnati Bengals	31	6:17	2	2	0	4	1/2	0/0

Fourth Quarter

11/29/2015

Play By Play

St. Louis Rams continued.

- 1-10-CIN 48 (15:00) B.Cunningham left tackle to CIN 44 for 4 yards (V.Burfict).
 2-6-CIN 44 (14:32) (Shotgun) N.Foles pass deep left intended for K.Britt INTERCEPTED by G.Iloka [C.Carter] at CIN 18. G.Iloka to CIN 18 for no gain (K.Britt).

Cincinnati Bengals at 14:24

- 1-10-CIN 18 (14:24) (Shotgun) G.Bernard right tackle to CIN 19 for 1 yard (M.Longacre; W.Hayes).
 2-9-CIN 19 (13:49) (Shotgun) A.Dalton pass incomplete short right to G.Bernard.
 3-9-CIN 19 (13:46) (Shotgun) A.Dalton pass short middle to T.Kroft to CIN 23 for 4 yards (M.Longacre).
 4-5-CIN 23 (13:12) K.Huber punts 43 yards to SL 34, Center-C.Harris, fair catch by T.Austin.

St. Louis Rams at 13:04

- 1-10-SL 34 (13:04) (Shotgun) N.Foles pass short middle to T.Gurley to SL 45 for 11 yards (V.Burfict). SL-T.Gurley was injured during the play. P12
1-10-SL 45 (12:34) (Shotgun) N.Foles pass short middle to J.Cook to CIN 30 for 25 yards (R.Nelson). P13
 Penalty on CIN-V.Rey, Defensive Holding, declined.
1-10-CIN 30 (12:08) (Shotgun) T.Gurley left tackle to CIN 27 for 3 yards (V.Burfict).
 2-7-CIN 27 (11:38) (Shotgun) N.Foles pass short right to T.Austin to CIN 28 for -1 yards (C.Dunlap; D.Kirkpatrick).
 3-8-CIN 28 (11:02) (Shotgun) N.Foles pass short right to T.Austin ran ob at CIN 17 for 11 yards.
 PENALTY on SL-G.Robinson, Offensive Holding, 10 yards, enforced at CIN 28 - No Play.
 3-18-CIN 38 (10:33) (Shotgun) N.Foles pass short left to T.Austin to CIN 26 for 12 yards (A.Jones).
 4-6-CIN 26 (10:01) (Shotgun) N.Foles pass incomplete short middle to K.Britt.

Cincinnati Bengals at 9:57

- 1-10-CIN 26 (9:57) (Shotgun) A.Dalton pass short right to R.Hewitt to CIN 34 for 8 yards (A.Ayers; T.McDonald).
 2-2-CIN 34 (9:28) J.Hill left tackle to CIN 45 for 11 yards (M.Barron). R18
1-10-CIN 45 (8:46) A.Dalton pass short right to M.Jones to SL 43 for 12 yards (M.Roberson). P19
1-10-SL 43 (8:04) J.Hill left end to SL 38 for 5 yards (A.Donald; J.Laurinaitis). CIN-J.Hill was injured during the play.
 2-5-SL 38 (7:21) G.Bernard right tackle to SL 36 for 2 yards (M.Barron).
 3-3-SL 36 (6:35) (Shotgun) A.Dalton pass incomplete deep left to M.Jones.
 Timeout #1 by CIN at 06:31.
 4-3-SL 36 (6:31) (Shotgun) A.Dalton pass short left to R.Burkhead to SL 35 for 1 yard (J.Laurinaitis).

St. Louis Rams at 6:25

- 1-10-SL 36 (6:25) {change of possession changed the yard line} (Shotgun) B.Cunningham left guard pushed ob at SL 44 for 8 yards (D.Kirkpatrick).
 2-2-SL 44 (6:06) (Shotgun) N.Foles pass short right to L.Kendricks to SL 48 for 4 yards (V.Rey). P14
1-10-SL 48 (5:44) (Shotgun) N.Foles pass short right to B.Cunningham to CIN 47 for 5 yards (V.Rey; W.Gilberry).
 2-5-CIN 47 (5:16) (Shotgun) N.Foles pass incomplete short middle to L.Kendricks.
 3-5-CIN 47 (5:14) (Shotgun) N.Foles pass short middle to W.Welker to CIN 41 for 6 yards (L.Hall) [C.Dunlap]. P15
1-10-CIN 41 (4:48) (Shotgun) N.Foles pass short left to T.Mason to CIN 40 for 1 yard (R.Mauluga).
 2-9-CIN 40 (4:23) (Shotgun) N.Foles pass short middle to T.Mason to CIN 30 for 10 yards (V.Rey) [G.Atkins]. P16
1-10-CIN 30 (3:50) (Shotgun) N.Foles pass short middle to K.Britt to CIN 18 for 12 yards (J.Shaw). P17
1-10-CIN 18 (3:27) (Shotgun) N.Foles pass incomplete deep left to K.Britt (J.Shaw).
 2-10-CIN 18 (3:20) (Shotgun) N.Foles pass incomplete short middle to B.Cunningham [C.Dunlap].
 3-10-CIN 18 (3:15) (Shotgun) N.Foles pass incomplete short left to B.Cunningham [W.Gilberry].
 4-10-CIN 18 (3:10) (Shotgun) PENALTY on SL-N.Foles, Delay of Game, 5 yards, enforced at CIN 18 - No Play.
 4-15-CIN 23 (3:10) (Shotgun) N.Foles pass incomplete deep middle to W.Welker (L.Hall) [C.Dunlap].

Cincinnati Bengals at 3:02

- 1-10-CIN 23 (3:02) {McCarron new CIN QB} R.Burkhead left guard to CIN 25 for 2 yards (N.Fairley).
 2-8-CIN 25 (2:20) R.Burkhead right tackle to CIN 27 for 2 yards (J.Laurinaitis; A.Ayers).

Two-Minute Warning

- 3-6-CIN 27 (2:00) A.McCarron pass short right to R.Burkhead to CIN 30 for 3 yards (J.Laurinaitis).
 Timeout #1 by SL at 01:52.
 4-3-CIN 30 (1:52) K.Huber punts 50 yards to SL 20, Center-C.Harris. W.Welker to SL 33 for 13 yards (B.Tate; T.Kroft).

St. Louis Rams at 1:40

- 1-10-SL 33 (1:40) {Mannion new SL QB} (Shotgun) S.Mannion pass short middle to T.Mason to SL 39 for 6 yards (J.Shaw).

St. Louis Rams vs Cincinnati Bengals at Paul Brown Stadium

2-4-SL 39 (1:18) (Shotgun) S.Mannion pass short middle to L.Kendricks to 50 for 11 yards (L.Hall; V.Rey).

P18

1-10-50 (:54) (Shotgun) S.Mannion pass short left to L.Kendricks to CIN 48 for 2 yards (S.Williams).

Timeout #2 by SL at 00:47.

2-8-CIN 48 (:47) (Shotgun) S.Mannion pass incomplete short right to B.Marquez.

3-8-CIN 48 (:42) (Shotgun) S.Mannion pass short right to B.Marquez to CIN 45 for 3 yards (D.Kirkpatrick).

4-5-CIN 45 (:17) (Shotgun) S.Mannion pass short left to W.Welker to CIN 39 for 6 yards (L.Hall).

P19

Timeout #3 by SL at 00:08.

1-10-CIN 39 (:08) (Shotgun) S.Mannion pass short right to B.Marquez to CIN 36 for 3 yards (D.Kirkpatrick).

END OF QUARTER

	Score	Time Poss	First Downs				Efficiencies	
			R	P	X	T	3 Down	4 Down
St. Louis Rams	7	8:46	0	8	0	8	1/4	1/3
Cincinnati Bengals	31	6:14	1	1	0	2	0/3	0/1

Miscellaneous Statistics Report

St. Louis Rams vs Cincinnati Bengals
11/29/2015 at Paul Brown Stadium

Ten Longest Plays for St. Louis Rams

Yards	Qtr	Play Start	Play Description
60	2	2-3-SL 27	(9:44) (Shotgun) Direct snap to T.Gurley. T.Austin right end pushed ob at CIN 13 for 60 yards (D.Kirkpatrick).
25	4	1-10-SL 45	(12:34) (Shotgun) N.Foles pass short middle to J.Cook to CIN 30 for 25 yards (R.Nelson). Penalty on CIN-V.Rey, Defensive Holding, declined.
18	2	2-3-SL 42	(1:37) (Shotgun) N.Foles pass short left to K.Britt pushed ob at CIN 40 for 18 yards (E.Lamur) [C.Dunlap].
16	1	3-10-SL 20	(9:09) (Shotgun) N.Foles pass short middle to J.Cook to SL 36 for 16 yards (V.Rey; G.Iloka).
15	3	3-3-SL 12	(1:19) (Shotgun) N.Foles pass short right to K.Britt pushed ob at SL 27 for 15 yards (D.Kirkpatrick).
14	2	3-7-CIN 37	(1:05) (Shotgun) N.Foles pass short middle to K.Britt to CIN 23 for 14 yards (A.Jones).
14	3	1-10-SL 38	(:22) (Shotgun) N.Foles pass short right to T.Mason to SL 37 for -1 yards (D.Peko). PENALTY on CIN-V.Burfict, Unnecessary Roughness, 15 yards, enforced at SL 37.
12	4	3-18-CIN 38	(10:33) (Shotgun) N.Foles pass short left to T.Austin to CIN 26 for 12 yards (A.Jones).
12	4	1-10-CIN 30	(3:50) (Shotgun) N.Foles pass short middle to K.Britt to CIN 18 for 12 yards (J.Shaw).
11	3	1-10-SL 27	(:56) (Shotgun) N.Foles pass short right to T.Mason to SL 38 for 11 yards (R.Nelson).

Ten Longest Plays for Cincinnati Bengals

Yards	Qtr	Play Start	Play Description
52	3	1-10-CIN 28	(8:32) A.Dalton pass short middle to G.Bernard to SL 27 for 45 yards (M.Roberson). FUMBLES (M.Roberson), recovered by
30	2	2-5-SL 38	(12:25) M.Jones left end to SL 8 for 30 yards (M.Barron; R.McLeod). {Dalton hands off to Benard, Benard flips to M. Jones}
22	2	2-1-SL 22	(3:34) A.Dalton pass deep right to T.Eifert for 22 yards, TOUCHDOWN.
21	1	2-7-CIN 26	(:18) (Shotgun) A.Dalton pass deep middle to R.Hewitt to CIN 47 for 21 yards (R.McLeod).
18	3	2-8-SL 18	(7:07) (Shotgun) A.Dalton pass deep middle to A.Green for 18 yards, TOUCHDOWN.
15	1	1-10-CIN 37	(13:06) J.Hill left guard to SL 48 for 15 yards (M.Roberson; R.McLeod).
15	1	2-8-SL 46	(11:55) A.Dalton pass short middle to T.Eifert pushed ob at SL 31 for 15 yards (T.McDonald).
14	1	3-3-SL 24	(10:04) (Shotgun) A.Dalton pass short middle to A.Green to SL 10 for 14 yards (M.Roberson; J.Laurinaitis).
14	2	2-10-CIN 30	(7:17) A.Dalton pass short middle to J.Hill to CIN 44 for 14 yards (J.Laurinaitis).
12	2	2-7-CIN 47	(6:03) J.Hill right tackle to SL 41 for 12 yards (R.McLeod).

Touchdown Scoring Information

		Offense	Defense	Special Teams
VISITOR	St. Louis Rams	1	0	0
HOME	Cincinnati Bengals	3	1	0

Player Scoring Information

Club	Player	TD	Rush TD	Rec TD	KO TD	Punt TD	Int TD	Fum TD	Misc TD	FG	XP	2Pt Rush	2Pt Rec	Sfty	Points
SL	T.Austin	0	1	0	0	0	0	0	0	0	0	0	0	0	6
SL	Z.Hocker	0	0	0	0	0	0	0	0	0	1	0	0	0	1
CIN	A.Green	0	0	2	0	0	0	0	0	0	0	0	0	0	12
CIN	M.Nugent	0	0	0	0	0	0	0	0	1	4	0	0	0	7
CIN	T.Eifert	0	0	1	0	0	0	0	0	0	0	0	0	0	6
CIN	L.Hall	0	0	0	0	0	1	0	0	0	0	0	0	0	6

Possession Detail

	First Half		Second Half		Game	
	Visitor	Home	Visitor	Home	Visitor	Home
Largest Lead	0	10	0	24	0	24
Drives Leading	0	4	0	6	0	10
Time of Possession Leading	0:00	13:48	0:00	12:31	0:00	26:19
Largest Deficit	-10	0	-24	0	-24	0
Drives Trailing	4	0	7	0	11	0
Time of Possession Trailing	10:30	0:00	17:29	0:00	27:59	0:00
Times Score Tied Up		0		0		0
Lead Changes		1		0		1

Playtime Percentage

Percent of playtime per player on offense, defense and special teams

St. Louis Rams

Cincinnati Bengals

		Offense	Defense	Special Teams				Offense	Defense	Special Teams			
G Reynolds	G	73	100%	1	4%	C Boling	G	59	100%	5	21%		
G Robinson	T	73	100%	1	4%	K Zeitler	G	59	100%	5	21%		
D Rhane	C	73	100%	1	4%	A Smith	T	59	100%				
C Wichmann	G	73	100%	1	4%	R Bodine	C	59	100%				
T Barnes	C	73	100%			A Whitworth	T	56	95%	5	21%		
N Foles	QB	66	90%			A Dalton	QB	56	95%				
K Britt	WR	49	67%			A Green	WR	51	86%				
T Austin	WR	46	63%	4	17%	M Jones	WR	50	85%				
J Cook	TE	46	63%			T Eifert	TE	41	69%				
B Marquez	WR	41	56%	17	71%	R Hewitt	TE	39	66%	11	46%		
B Quick	WR	40	55%			J Hill	RB	28	47%				
L Kendrick	TE	37	51%	1	4%	G Bernard	RB	27	46%				
T Gurley	RB	29	40%			M Sanu	WR	26	44%				
W Welker	WR	26	36%	1	4%	T Kroft	TE	23	39%	23	96%		
B Cunningham	RB	24	33%	14	58%	J Fisher	T	8	14%	2	8%		
T Mason	RB	20	27%			R Burkhead	RB	5	8%	18	75%		
C Harkey	TE	7	10%	17	71%	A McCarron	QB	3	5%				
S Mannion	QB	7	10%			R Nelson	FS		73	100%	7	29%	
T McDonald	SS		59	100%	5	21%	G Iloka	SS		73	100%		
M Barron	SS		59	100%	2	8%	D Kirkpatrick	CB		67	92%	9	38%
J Laurinaitis	LB		59	100%			L Hall	CB		61	84%	1	4%
M Roberson	CB		58	98%	10	42%	A Jones	CB		59	81%		
J Jenkins	CB		58	98%	9	38%	W Gilberry	DE		53	73%	1	4%
R McLeod	FS		58	98%	7	29%	G Atkins	DT		53	73%		
A Donald	DT		48	81%	4	17%	C Dunlap	DE		52	71%	1	4%
E Sims	DE		36	61%	5	21%	V Rey	LB		46	63%	10	42%
M Brockers	DT		36	61%	4	17%	V Burfict	LB		38	52%		
A Ayers	LB		35	59%			R Maualuga	LB		38	52%		
C Long	DE		33	56%			M Johnson	DE		35	48%		
N Fairley	DT		32	54%	2	8%	C Carter	LB		28	38%	18	75%
W Hayes	DE		27	46%	5	21%	W Clarke	DE		28	38%	6	25%
L Joyner	CB		25	42%	1	4%	D Peko	NT		25	34%	6	25%
M Longacre	DE		23	39%	10	42%	B Thompson	DT		18	25%	1	4%
M Alexander	SS		2	3%	17	71%	J Shaw	CB		17	23%	17	71%
D Bates	LB		1	2%	23	96%	S Williams	SS		13	18%	19	79%
C Davis	FS				23	96%	E Lamur	LB		13	18%	13	54%
C Reynolds	RB				18	75%	A Hawk	LB		13	18%		
C Lynch	LB				18	75%	C Peerman	RB				18	75%
B Hager	LB				18	75%	M Nugent	K			11	46%	
E Kush	G				7	29%	C Harris	LS			10	42%	
J Hekker	P				6	25%	B Tate	WR			10	42%	
J McQuaide	LS				6	25%	K Huber	P			10	42%	
Z Hocker	K				3	12%	D Smith	FS			10	42%	
C Bryant	S				1	4%	C Lewis-Harris	CB			7	29%	
B Folkerts	C				1	4%							

T Johnson	C	5	21%
E Winston	T	5	21%



RAMS RECORDS



RAMS ALL-TIME LEADERS

Bold denotes player active with Rams

Italics denotes rookie

CAREER RUSHING

	Years	Att.	Yards	Avg.	Long	TD	
1.	Jackson, Steven.....	2004-12	2,395	10,135	4.2	59t	56
2.	Dickerson, Eric.....	1983-87	1,525	7,245	4.8	85t	56
3.	Faulk, Marshall.....	1999-2006	1,447	6,959	4.8	71t	58
4.	McCutcheon, Lawrence.....	1973-79	1,435	6,186	4.3	48	23
5.	Bass, Dick.....	1960-69	1,218	5,417	4.5	73t	34
6.	Towler, Dan.....	1950-55	672	3,493	5.2	79t	44
7.	Josephson, Les.....	1964-67, 69-74	797	3,407	4.3	75	17
8.	Younger, Paul (Tank).....	1949-57	682	3,296	4.8	75t	17
9.	Tyler, Wendell.....	1977-82	720	3,266	4.5	69t	33
10.	Bryant, Cullen.....	1973-81, 87	802	3,119	3.9	26	20

SEASON RUSHING

	Year	Att.	Yds.	Avg.	Long	TD	
1.	Dickerson, Eric.....	1984	379	2,105	5.6	66	14
2.	Dickerson, Eric.....	1986	404	1,821	4.5	42t	11
3.	Dickerson, Eric.....	1983	390	1,808	4.6	85t	18
4.	Jackson, Steven.....	2006	346	1,528	4.4	59t	13
5.	Bettis, Jerome.....	1993	294	1,429	4.9	71t	7
6.	Jackson, Steven.....	2009	324	1,416	4.4	58	4
7.	Faulk, Marshall.....	2001	260	1,382	5.3	71t	12
8.	Faulk, Marshall.....	1999	253	1,381	5.5	58	7
9.	White, Charles.....	1987	324	1,374	4.2	58	11
10.	Faulk, Marshall.....	2000	253	1,359	5.4	36	18

CAREER PASSING (Based on Yards)

	Years	Att.	Comp.	Yards	Pct.	TD	Int.	
1.	Everett, Jim.....	1986-93	3,277	1,847	23,758	.564	142	123
2.	Bulger, Marc.....	2001-09	3,171	1,969	22,814	.621	122	93
3.	Gabriel, Roman.....	1962-72	3,313	1,705	22,223	.515	154	112
4.	Van Brocklin, Norm.....	1949-57	1,897	1,011	16,114	.533	118	127
5.	Warner, Kurt.....	1998-03	1,688	1,121	14,447	.664	102	65
6.	Waterfield, Bob.....	1945-52	1,618	814	11,893	.503	99	128
7.	Bradford, Sam.....	2010-	1,760	1,032	11,065	.586	59	38
8.	Ferragamo, Vince.....	1977-84	1,288	730	9,376	.567	70	71
9.	Haden, Pat.....	1976-81	1,363	731	9,296	.536	52	60
10.	Wade, Bill.....	1954-60	1,116	602	8,572	.539	56	68

CAREER PASSING (Based on Rating; Minimum 1,500 Attempts)

	Years	Att.	Comp.	Yards	Pct.	TD	Int.	Rating	
1.	Warner, Kurt.....	1998-03	1,688	1,121	14,447	.664	102	65	97.2
2.	Bulger, Marc.....	2001-09	3,171	1,969	22,814	.621	122	93	84.4
3.	Everett, Jim.....	1986-93	3,277	1,847	23,758	.564	142	123	78.1
4.	Bradford, Sam.....	2010-	1,760	1,032	11,065	.586	59	38	79.3
5.	Van Brocklin, Norm.....	1949-57	1,897	1,011	16,114	.533	118	127	74.7

SEASON PASSING (Based on Yards)

	Year	Att.	Comp.	Yards	Pct.	TD	Int.	
1.	Warner, Kurt.....	2001	546	375	4,830	68.7	36	22
2.	Warner, Kurt.....	1999	499	325	4,353	65.1	41	13
3.	Everett, Jim.....	1989	518	304	4,310	58.7	29	17
4.	Bulger, Marc.....	2006	588	370	4,301	63.0	24	8
5.	Everett, Jim.....	1990	554	307	3,989	55.4	23	17
6.	Everett, Jim.....	1988	517	308	3,964	59.6	31	18
7.	Bulger, Marc.....	2004	485	321	3,964	66.2	21	14
8.	Bulger, Marc.....	2003	532	336	3,845	63.2	22	22
9.	Bradford, Sam.....	2012	551	328	3,702	59.5	21	13
10.	<i>Bradford, Sam.....</i>	<i>2010</i>	<i>590</i>	<i>354</i>	<i>3,512</i>	<i>60.0</i>	<i>18</i>	<i>15</i>

CAREER RECEPTIONS

	Years	No.	Yards	Avg.	Long	TD	
1.	Bruce, Isaac.....	1994-2007	942	14,109	15.0	80t	84
2.	Holt, Torry.....	1999-2008	869	12,660	14.6	85t	74
3.	Ellard, Henry.....	1983-93	593	9,761	16.5	81t	48
4.	Faulk, Marshall (RB).....	1999-2006	470	4,071	8.7	72t	27
5.	Jackson, Steven (RB).....	2004-12	407	3,324	8.2	64t	8
6.	Fears, Tom.....	1948-56	400	5,397	13.4	80t	38
7.	Hirsch, Elroy.....	1949-57	343	6,299	18.4	91t	53
8.	Snow, Jack.....	1965-75	340	6,012	17.7	84t	45
9.	Phillips, Jim.....	1958-64	333	4,953	14.9	93t	27
10.	Benton, Jim.....	1938-40, 42, 44-47	275	4,566	16.6	84t	42

SEASON RECEPTIONS

	Year	No.	Yards	Avg.	Long	TD	
1.	Bruce, Isaac.....	1995	119	1,781	15.0	72	13
2.	Holt, Torry.....	2003	117	1,696	14.5	48	12
3.	Holt, Torry.....	2005	102	1,331	13.0	44	9
4.	Holt, Torry.....	2004	94	1,372	14.6	75t	10
5.	Holt, Torry.....	2007	93	1,189	12.8	40	7
	Holt, Torry.....	2006	93	1,188	12.8	67t	10
7.	Holt, Torry.....	2002	91	1,302	14.3	58	4
8.	Jackson, Steven.....	2006	90	806	9.0	64t	3
9.	Bruce, Isaac.....	2004	89	1,292	14.5	56	6
10.	Bruce, Isaac.....	2000	87	1,471	16.9	78t	9
	Faulk, Marshall (RB).....	1999	87	1,048	12.0	57t	5

CAREER RECEIVING YARDS

	Years	No.	Yards	Avg.	Long	TD	
1.	Bruce, Isaac.....	1994-2007	942	14,109	15.0	80t	84
2.	Holt, Torry.....	1999-2008	869	12,660	14.6	85t	74
3.	Ellard, Henry.....	1983-93	593	9,761	16.6	81t	48
4.	Hirsch, Elroy.....	1949-57	343	6,299	18.4	91t	53
5.	Snow, Jack.....	1965-75	340	6,012	17.7	84t	45
6.	Fears, Tom.....	1948-56	400	5,397	13.4	80t	38
7.	Anderson, Willie.....	1988-94	259	5,246	20.3	78t	26
8.	Phillips, Jim.....	1958-64	333	4,953	14.9	93t	27
9.	Benton, Jim.....	1938-40, 42, 44-47	275	4,566	16.6	84t	42
10.	Faulk, Marshall.....	1999-2006	470	4,071	8.7	72t	27

SEASON RECEIVING YARDS

	Years	No.	Yards	Avg.	Long	TD	
1.	Bruce, Isaac.....	1995	119	1,781	15.0	72	13
2.	Holt, Torry.....	2003	117	1,696	14.5	48	12
3.	Holt, Torry.....	2000	82	1,635	19.9	85t	6
4.	Hirsch, Elroy.....	1951	66	1,495	22.7	91	17
5.	Bruce, Isaac.....	2000	87	1,471	16.9	78t	9
6.	Ellard, Henry.....	1988	86	1,414	16.4	68	10
7.	Ellard, Henry.....	1989	70	1,382	19.7	53	8
8.	Holt, Torry.....	2004	94	1,372	14.6	75t	10
9.	Holt, Torry.....	2001	81	1,363	16.8	51	7
10.	Bruce, Isaac.....	1996	84	1,338	15.9	70	7

CAREER YARDS FROM SCRIMMAGE

		TOTAL		RUSHING		RECEIVING		
	Years	Touches	Yards	Rush	Yards	Rec.	Yards	
1.	Bruce, Isaac.....	1994-2007	965	14,259	23	150	942	14,109
2.	Jackson, Steven.....	2004-12	2,802	13,459	2,395	10,135	407	3,324
3.	Holt, Torry.....	1999-2008	880	12,717	11	57	869	12,660
4.	Faulk, Marshall.....	1999-2006	1,917	11,030	1,447	6,959	470	4,071
5.	Ellard, Henry.....	1983-93	611	9,816	18	55	593	9,761
6.	Dickerson, Eric.....	1983-87	1,648	8,157	1,525	7,245	123	912
7.	McCutcheon, Lawrence.....	1972-79	1,619	7,869	1,435	6,186	184	1,683
8.	Bass, Dick.....	1960-69	1,432	7,262	1,218	5,417	214	1,845
9.	Hirsch, Elroy.....	1949-57	417	6,616	74	317	343	6,299
10.	Snow, Jack.....	1965-75	342	6,015	2	3	340	6,012

CAREER KICKOFF RETURN AVERAGE (Minimum 75)

	Years	No.	Yards	Avg.	Long	TD
1. Horne, Tony	1998-00	143	3,577	25.0	103t	4
2. Arnett, Jon	1957-63	104	2,590	24.9	71t	2
3. Lewis, Woodley	1950-55	108	2,575	23.8	88t	1
4. Amendola, Danny	2009-12	118	2,776	23.5	84	0
5. Brown, Ron	1984-89, 91	169	3,918	23.2	98t	4
6. Harris, Arlen	2003-05	99	2,147	21.7	42	0

SEASON KICKOFF RETURN AVERAGE (Minimum One Per Game)

	Year	No.	Yards	Avg.	Long	TD
1. Smith, Verda (Vitamin T.)	1950	22	742	33.7	97	3
2. Brown, Ron	1985	28	918	32.8	98t	3
3. Wilson, Tom	1956	15	477	31.8	103t	1
4. Bass, Dick	1961	23	698	30.3	64	0
5. Williams, Travis	1971	25	743	29.7	105t	1
Horne, Tony	1999	30	892	29.7	101t	2

CAREER PUNT RETURN AVERAGE (Minimum 75)

	Years	No.	Yards	Avg.	Long	TD
1. Hakim, Az-Zahir	1998-01	112	1,278	11.4	86t	2
2. Ellard, Henry	1983-93	135	1,527	11.3	83t	4
3. Smith, Verda (Vitamin T.)	1949-53	75	814	10.9	85t	1
4. Kennison, Eddie	1996-98	103	1,085	10.5	78t	3
5. Irvin, LeRoy	1980-89	146	1,451	9.9	84t	4

SEASON PUNT RETURN AVERAGE (Minimum One Per Punt)

	Year	No.	Yards	Avg.	Long	TD
1. Lewis, Woodley	1952	19	351	18.5	83t	2
2. Smith, Verda (Vitamin T.)	1949	27	427	15.8	85t	1
3. Horvath, Les	1948	13	203	15.6	27	0
4. Hakim, Az-Zahir	2000	32	489	15.3	86t	1
5. Hall, Dante	2007	19	286	15.1	85t	1

CAREER ALL-PURPOSE YARDS

	Years	Touches	Yards	Rush	Yards	Rec.	Yards	PR	Yards	KR	Yards
1. Bruce, Isaac	1994-2007	965	14,311	23	150	942	14,109	0	52	0	0
2. Jackson, Steven	2004-12	2,806	13,538	2,395	10,135	407	3,324	0	0	4	79
2. Holt, Torry	1999-2008	883	12,732	11	57	869	12,660	3	15	0	0
4. Ellard, Henry	1983-93	765	11,707	18	55	593	9,761	135	1,527	19	364
5. Faulk, Marshall	1999-2006	1,919	11,048	1,447	6,959	470	4,071	0	0	2	18
6. Bass, Dick	1960-69	1,510	8,936	1,218	5,417	214	1,845	24	263	54	1,415
7. Dickerson, Eric	1983-87	1,648	8,157	1,525	7,245	123	912	0	0	0	0
8. Arnett, Jon	1957-63	1,042	8,036	688	2,852	175	1,911	75	683	104	2,590
9. McCutcheon, L.	1972-79	1,620	7,875	1,435	6,186	184	1,683	0	0	1	6
10. Bryant, Cullen ...	1973-81, 1987	1,080	6,735	802	3,119	142	1,149	71	707	65	1,760

CAREER SCORING

	Years	TD	PAT	FG	2-Pt.	Tot. Pts.
1. Wilkins, Jeff	1997-2007	0	428	265	0	1,223
2. Lansford, Mike	1982-90	0	315	158	0	789
3. Waterfield, Bob	1945-52	13	315	60	0	573
4. Gossett, Bruce	1964-69	0	211	120	0	571
5. Faulk, Marshall	1999-2006	85	0	0	7	524

SEASON SCORING

	Year	TD	PAT	FG	2-Pt.	Tot. Pts.
1. Wilkins, Jeff	2003	0	46	39	0	163
2. Faulk, Marshall (RB)	2000	26	0	0	2	160
3. Wilkins, Jeff	2006	0	35	32	0	131
4. Ray, David	1973	0	40	30	0	130
5. Faulk, Marshall (RB)	2001	21	0	0	1	128

CAREER INTERCEPTIONS

		Years	No.	Yards	Avg.	Long	TD
1.	Meador, Ed	1959-70	46	547	11.9	38t	5
2.	Cromwell, Nolan	1977-87	37	671	18.1	94	4
3.	Irvin, LeRoy	1980-89	34	654	19.2	81t	5
4.	Lyght, Todd	1991-00	31	359	11.6	57t	4
5.	Lyle, Keith	1994-00	28	336	12.0	68	0
	Perry, Rod	1975-82	28	386	13.8	83t	4
	Williams, Clarence	1965-72	28	428	15.3	65t	2
	Sherman, Will	1954-60	28	515	18.4	95t	3
9.	Elmendorf, Dave	1971-79	27	421	15.6	57t	2
10.	Thomas, Pat.....	1976-82	26	292	11.2	64	1

SEASON INTERCEPTIONS

		Year	No.	Yards	Avg.	Long	TD
1.	Lane, Dick (<i>Night Train</i>)	1952	*14	298	21.3	80t	2
2.	Lewis, Woodley	1950	12	275	22.9	36	0
3.	Sherman, Will	1955	11	101	9.2	36	0
4.	Jackson, Monte	1976	10	173	17.3	46t	3
5.	McNeil, Ryan.....	1997	9	127	14.1	75t	1
	Lyle, Keith	1996	9	152	16.9	68	0
	Burroughs, Don	1955	9	103	11.4	34	0
	Sims, George.....	1949	9	78	8.7	27	1

*NFL Record

MOST CAREER PUNTS

		Years	No.	Yards	Avg.	TB	In 20	Long	Blocks
1.	Jones, Donnie.....	2007-2011	449	20,924	46.6	39	133	80	1
2.	Hatcher, Dale.....	1985-89, 1991	432	17,302	40.1	28	121	67	2
3.	Landeta, Sean	'93-96, 2003-04	380	16,747	44.2	42	90	70	0
4.	Van Brocklin, Norm.....	1951-1957	343	14,783	43.1	—	—	71	1
5.	Studstill, Pat.....	1968-1971	298	11,980	40.2	25	—	60	0
	Villanueva, Danny.....	1961-1964	296	13,099	44.3	13	—	68	1

SEASON PUNTING AVERAGE

		Year	No.	Yards	Avg.	TB	In 20	Long	Blocked
1.	Jones, Donnie.....	2008	82	4,100	50.0	7	20	68	0
2.	Jones, Donnie.....	2007	78	3,684	47.2	9	18	80	0
3.	Jones, Donnie.....	2009	90	4,212	46.8	10	34	63	0
4.	Hekker, Johnny.....	2014	80	3,721	46.5	5	33	61	1
5.	Hekker, Johnny.....	2013	78	3,609	46.3	4	19	64	0
6.	Hekker, Johnny.....	2012	82	3,756	45.8	4	22	68	0
7.	Villanueva, Danny.....	1962	87	3,960	45.5	7	—	65	1
	Jones, Donnie.....	2010	94	4,276	45.5	4	32	63	0
9.	Turk, Matt	2006	69	3,132	45.4	7	26	74	1
	Villanueva, Danny.....	1963	81	3,678	45.4	0	—	68	0

RAMS YEAR-BY-YEAR LEADERS

PASSING

Year	Player	Att.	Cmp.	Yards	Pct.	TD	Int.	Long	Sk/Yds	Rating
1937	Snyder, Bob	66	25	378	37.9	1	14			23.0
1938	Snyder, Bob	87	36	631	41.4	0	9			27.2
1939	Hall, Parker	208	106	1,227	51.0	9	13			57.5
1940	Hall, Parker	183	77	1,108	42.1	1	16			27.8
1941	Hall, Parker	190	84	863	44.2	7	19	39		30.5
1942	Hall, Parker	140	62	815	44.3	7	19	59		40.3
1943	Suspended Play/W.W. II									
1944	Reisz, Albie	113	49	777	43.4	8	10	70		53.6
1945	Waterfield, Bob	171	88	1,609	51.4	14	16	84		72.5
1946	Waterfield, Bob	256	128	1,772	50.0	17	18	57		65.9
1947	Waterfield, Bob	221	96	1,210	43.4	8	18	45		39.2
1948	Hardy, Jim	211	112	1,390	50.7	14	7	69t		82.1
1949	Waterfield, Bob	296	154	2,168	52.0	17	24	71t		61.3
1950	Van Brocklin, Norm	233	127	2,061	54.5	18	14	58		85.1
1951	Waterfield, Bob	176	88	1,566	50.0	13	10	91t		81.8
1952	Van Brocklin, Norm	205	113	1,736	55.1	14	17	84t		71.5
1953	Van Brocklin, Norm	286	156	2,393	54.5	19	14	70t		84.1
1954	Van Brocklin, Norm	260	139	2,637	53.5	13	21	80t		71.9
1955	Van Brocklin, Norm	272	144	1,890	52.9	8	15	74t		62.0
1956	Wade, Bill	178	91	1,461	51.1	10	13	76t		67.2
1957	Van Brocklin, Norm	265	132	2,105	49.8	20	21	81t		68.8
1958	Wade, Bill	341	181	2,875	53.1	18	22	93t		72.2
1959	Wade, Bill	261	153	2,001	58.6	12	17	72t		71.1
1960	Wade, Bill	182	106	1,294	58.2	12	11	63		77.0
1961	Bratkowski, Zeke	230	124	1,547	53.9	8	13	84t		63.1
1962	Bratkowski, Zeke	219	110	1,541	50.2	9	16	80t		56.5
1963	Gabriel, Roman	281	130	1,947	46.3	8	11	77t	44/337	62.7
1964	Munson, Bill	223	108	1,533	48.4	9	15	95t	23/183	56.5
1965	Gabriel, Roman	173	83	1,321	48.0	11	5	60t	14/97	83.0
1966	Gabriel, Roman	397	217	2,540	54.7	10	16	84t	48/319	65.9
1967	Gabriel, Roman	371	196	2,779	52.8	25	13	80t	24/201	85.7
1968	Gabriel, Roman	366	184	2,364	50.3	19	16	60t	27/296	70.0
1969	Gabriel, Roman	399	217	2,549	54.4	24	7	93t	14/182	86.8
1970	Gabriel, Roman	407	211	2,552	52.0	16	12	71	20/134	72.2
1971	Gabriel, Roman	352	180	2,238	51.1	17	10	68	25/200	75.5
1972	Gabriel, Roman	323	165	2,027	51.1	12	15	57	12/102	63.8
1973	Hadl, John	258	135	2,008	52.3	22	11	69	17/126	88.8
1974	Harris, James	198	106	1,544	53.5	11	6	50	12/101	85.3
1975	Harris, James	285	157	2,148	55.1	14	15	54	21/180	73.8
1976	Harris, James	158	91	1,460	57.6	8	6	80	14/151	89.8
1977	Haden, Pat	216	122	1,551	56.5	11	6	58	17/151	84.4
1978	Haden, Pat	444	229	2,995	51.6	13	19	68t	32/216	65.0
1979	Haden, Pat	290	163	1,854	56.2	11	14	50	21/178	68.2
1980	Ferragamo, Vince	404	240	3,199	59.4	30	19	74t	23/191	89.7
1981	Haden, Pat	267	138	1,815	51.7	9	13	64	28/227	64.4
1982	Ferragamo, Vince	209	118	1,609	56.5	9	9	85t	7/65	77.7
1983	Ferragamo, Vince	464	274	3,276	59.1	22	23	61t	21/178	75.5
1984	Kemp, Jeff	284	143	2,021	50.4	13	7	63t	24/190	78.7
1985	Brock, Dieter	365	218	2,658	59.7	16	13	64t	51/351	81.8
1986	Everett, Jim	147	73	1,018	49.7	8	8	60t	8/50	67.8
1987	Everett, Jim	302	162	2,064	53.6	10	13	81t	17/139	68.4
1988	Everett, Jim	517	308	3,964	59.6	31	18	69t	28/197	89.2
1989	Everett, Jim	518	304	4,310	58.7	29	17	78t	29/214	90.6
1990	Everett, Jim	554	307	3,989	55.4	23	17	55t	30/198	79.3
1991	Everett, Jim	490	277	3,438	56.5	11	20	78	30/200	68.9
1992	Everett, Jim	475	281	3,323	59.2	22	18	67t	26/204	80.1
1993	Everett, Jim	274	135	1,652	49.3	8	12	60t	18/125	59.7
1994	Miller, Chris	317	173	2,104	54.6	16	14	54	28/193	73.6
1995	Miller, Chris	405	232	2,623	57.3	18	15	72	31/244	76.2
1996	Banks, Tony	368	192	2,544	52.2	15	15	77t	48/306	71.0
1997	Banks, Tony	487	252	3,254	51.7	14	13	76	43/317	71.5
1998	Banks, Tony	408	241	2,535	59.1	7	14	80t	41/237	68.6
1999	Warner, Kurt	499	325	4,353	65.1	41	13	75t	29/201	109.2
2000	Green, Trent	240	145	2,063	60.4	16	5	64	24/145	101.8
2001	Warner, Kurt	546	375	4,830	68.7	36	22	65t	38/233	101.4
2002	Bulger, Marc	214	138	1,826	64.5	14	6	58	12/102	101.5
2003	Bulger, Marc	532	336	3,845	63.2	22	22	48	37/288	81.4
2004	Bulger, Marc	485	321	3,964	66.2	21	14	56	41/302	93.7
2005	Bulger, Marc	287	192	2,297	66.9	14	9	57t	26/192	94.4
2006	Bulger, Marc	588	370	4,301	63.0	24	8	67t	49/366	92.9
2007	Bulger, Marc	378	221	2,392	58.5	11	15	40	37/269	70.3
2008	Bulger, Marc	440	251	2,720	57.0	11	13	80t	38/263	71.4
2009	Bulger, Marc	247	140	1,469	56.7	5	6	50	14/85	70.7
2010	Bradford, Sam	590	354	3,512	60.0	18	15	49	34/244	76.5
2011	Bradford, Sam	357	191	2,614	53.5	6	6	68	36/248	70.5
2012	Bradford, Sam	328	551	3,702	59.5	21	13	80t	35/233	82.5
2013	Bradford, Sam	159	262	1,678	60.7	14	4	73	15/97	90.9
2014	Davis, Austin	180	284	2,001	63.4	12	9	59t	29/179	85.1

RUSHING

Year	Player	Att.	Yards	Avg.	Long	TD
1937	Drake, Johnny (Zero)	98	333	3.4		3
1938	Davis, Corbett	71	202	2.8		3
1939	Hall, Parker	120	458	3.8		2
1940	Drake, Johnny (Zero)	130	480	3.6		9
1941	Drake, Johnny (Zero)	101	246	2.4	15	2
1942	Magnani, Dante	59	344	5.8	71	2
1943	Suspended Play/W.W. II					
1944	West, Pat	66	220	3.3	31	0
1945	Gehrke, Fred	74	467	6.3	72	7
1946	Gehrke, Fred	71	371	5.2	53	3
1947	Washington, Kenny	60	444	7.4	92t	5
1948	Hoerner, Dick	76	354	4.7	23	4
1949	Hoerner, Dick	155	582	3.7	37	6
1950	Davis, Glenn	88	416	4.7	55	3
1951	Towler, Dan	126	854	6.8	79t	6
1952	Towler, Dan	156	894	5.7	44t	10
1953	Towler, Dan	152	879	5.8	73t	7
1954	Younger, Paul (Tank)	91	610	6.7	75t	8
1955	Waller, Ron	151	716	4.7	55t	7
1956	Waller, Ron	83	543	6.5	46	1
1957	Wilson, Tom	127	616	4.9	46	3
1958	Arnett, Jon	133	683	5.1	57	6
1959	Matson, Ollie	161	863	5.4	50	6
1960	Arnett, Jon	104	436	4.2	31	2
1961	Arnett, Jon	158	609	3.9	26	4
1962	Bass, Dick	196	1,033	5.3	57	6
1963	Bass, Dick	143	577	3.6	51	5
1964	Wilson, Ben	159	553	3.5	27	5
1965	Bass, Dick	121	549	4.5	44t	2
1966	Bass, Dick	248	1,090	4.4	50	8
1967	Josephson, Les	178	800	4.5	27	4
1968	Ellison, Willie	151	616	4.1	52t	5
1969	Smith, Larry	166	599	3.6	46	1
1970	Josephson, Les	150	640	4.3	23	5
1971	Ellison, Willie	211	1,000	4.7	80t	4
1972	Ellison, Willie	170	764	4.5	37	5
1973	McCutcheon, Lawrence	210	1,097	5.2	37	2
1974	McCutcheon, Lawrence	236	1,109	4.7	23	3
1975	McCutcheon, Lawrence	213	911	4.3	43	2
1976	McCutcheon, Lawrence	291	1,168	4.0	40	9
1977	McCutcheon, Lawrence	294	1,238	4.2	48	7
1978	Bryant, Cullen	178	658	3.7	26	7
1979	Tyler, Wendell	218	1,109	5.1	63t	9
1980	Bryant, Cullen	183	807	4.4	20	3
1981	Tyler, Wendell	260	1,074	4.1	69t	12
1982	Tyler, Wendell	137	564	4.1	54	9
1983	Dickerson, Eric	390	1,808	4.6	85t	18
1984	Dickerson, Eric	379	2,105	5.6	66	14
1985	Dickerson, Eric	292	1,234	4.2	43	12
1986	Dickerson, Eric	404	1,821	4.5	42t	11
1987	White, Charles	324	1,374	4.2	58	11
1988	Bell, Greg	288	1,212	4.2	44	16
1989	Bell, Greg	272	1,137	4.2	47	15
1990	Gary, Cleveland	204	808	4.0	48	14
1991	Delpino, Robert	214	688	3.2	36	9
1992	Gary, Cleveland	279	1,125	4.0	63	7
1993	Bettis, Jerome	294	1,429	4.9	71t	7
1994	Bettis, Jerome	319	1,025	3.2	19	3
1995	Bettis, Jerome	183	637	3.5	41	3
1996	Phillips, Lawrence	193	632	3.3	38	4
1997	Phillips, Lawrence	183	633	3.5	28	8
1998	Henley, June	88	313	3.6	22	3
1999	Faulk, Marshall	253	1,381	5.5	58	7
2000	Faulk, Marshall	253	1,359	5.4	36	18
2001	Faulk, Marshall	260	1,382	5.3	71t	12
2002	Faulk, Marshall	212	953	4.5	44	8
2003	Faulk, Marshall	209	818	3.9	52	10
2004	Faulk, Marshall	195	774	4.0	40	3
2005	Jackson, Steven	254	1,046	4.1	51	8
2006	Jackson, Steven	346	1,528	4.4	59t	13
2007	Jackson, Steven	237	1,002	4.2	54	5
2008	Jackson, Steven	253	1,042	4.1	56t	7
2009	Jackson, Steven	324	1,416	4.4	58	4
2010	Jackson, Steven	330	1,241	3.8	42t	6
2011	Jackson, Steven	260	1,145	4.4	47t	5
2012	Jackson, Steven	257	1,042	4.1	46	4
2013	Stacy, Zac	250	973	3.9	40t	7
2014	Mason, Tre	179	765	4.3	89t	4

RECEIVING

Year	Player	No.	Yards	Avg.	Long	TD
1937	Busich, Sam	13	136	10.5		0
1938	Benton, Jim	21	418	19.9		5
1939	Spadacinni, Vic	32	292	9.1		1
1940	Benton, Jim	22	351	16.0		3
1941	Hickey, Howard (Red)	21	294	14.0	39	4
1942	Magnani, Dante	24	276	11.5	67	4
1943	Suspended Play/W.W. II					
1944	Benton, Jim	39	505	12.9	36	6
1945	Benton, Jim	45	1,067	23.7	84	8
1946	Benton, Jim	63	993	15.8	57	6
1947	Benton, Jim	35	511	14.6	43	6
1948	Fears, Tom	51	698	13.7	80	4
1949	Fears, Tom	77	1,013	13.2	51t	9
1950	Fears, Tom	84	1,116	13.3	53	7
1951	Hirsch, Elroy	66	1,495	22.7	91	17
1952	Fears, Tom	48	600	12.5	36	6
1953	Hirsch, Elroy	61	941	15.4	70	4
1954	Boyd, Bob	53	1,212	22.9	80	6
1955	Fears, Tom	44	569	12.9	31	2
1956	Clarke, Leon	36	650	18.1	60	4
1957	Hirsch, Elroy	32	477	14.9	45	6
1958	Shofner, Del	51	1,097	21.5	92	8
1959	Shofner, Del	47	936	19.9	72	7
1960	Phillips, Jim	52	883	17.0	61t	8
1961	Phillips, Jim	78	1,092	14.0	69t	5
1962	Phillips, Jim	60	875	14.6	65t	5
1963	Phillips, Jim	54	793	14.7	52	1
1964	McKeever, Marlin (TE)	41	582	14.2	46	1
1965	McDonald, Tom	67	1,036	15.5	51	9
1966	Moore, Tom (RB)	60	433	7.2	30t	3
1967	Casey, Bernie	53	871	16.4	57t	8
1968	Truax, Billy (TE)	35	417	11.9	22	3
1969	Snow, Jack	49	734	15.0	74t	6
1970	Snow, Jack	51	859	16.8	71	7
1971	Rentzel, Lance	38	534	14.1	41	5
1972	Snow, Jack	30	590	19.7	57	4
1973	Jackson, Harold	40	874	21.9	69	13
1974	McCutcheon, Lawrence (RB)	39	408	10.5	50	2
1975	Jackson, Harold	43	786	18.3	54	7
1976	Jackson, Harold	39	751	19.3	65	5
1977	Jackson, Harold	48	666	13.9	58	6
1978	Miller, Willie	50	767	15.3	52	5
1979	Dennard, Preston	43	766	17.8	50	4
1980	Bryant, Cullen (RB)	53	386	7.3	25	3
1981	Dennard, Preston	49	821	16.8	64	4
1982	Tyler, Wendell (RB)	38	375	9.9	40	4
1983	Barber, Mike (TE)	55	657	11.9	42t	3
1984	Ellard, Henry	34	622	18.3	63t	6
1985	Ellard, Henry	54	811	15.0	64t	5
1986	Ellard, Henry	34	447	13.1	34	4
1987	Ellard, Henry	51	799	15.7	81t	3
1988	Ellard, Henry	86	1,414	16.4	68	10
1989	Ellard, Henry	70	1,382	19.7	53	8
1990	Ellard, Henry	76	1,294	17.0	50t	4
1991	Ellard, Henry	64	1,052	16.4	38	3
1992	Gary, Cleveland (RB)	52	293	5.6	22	3
1993	Ellard, Henry	61	945	15.5	54	2
1994	Bailey, Johnny (RB)	58	516	8.9	28	7
1995	Bruce, Isaac	119	1,781	15.0	72	13
1996	Bruce, Isaac	84	1,338	15.9	70	7
1997	Lee, Amp (RB)	61	825	13.5	62	3
1998	Lee, Amp (RB)	64	667	10.4	44	2
1999	Faulk, Marshall (RB)	87	1,048	12.0	57t	5
2000	Bruce, Isaac	87	1,471	16.9	78t	9
2001	Faulk, Marshall (RB)	83	765	9.2	65t	9
2002	Holt, Torry	91	1,302	14.3	58	4
2003	Holt, Torry	117	1,696	14.5	48	12
2004	Holt, Torry	94	1,372	14.6	75t	10
2005	Holt, Torry	102	1,331	13.0	44	9
2006	Holt, Torry	93	1,188	12.8	67t	10
2007	Holt, Torry	93	1,189	12.8	40	7
2008	Holt, Torry	64	796	12.4	45t	3
2009	Avery, Donnie	47	589	12.5	50	5
2010	Amendola, Danny	85	689	8.1	36	3
2011	Lloyd, Brandon	51	683	13.4	37	5
2012	Givens, Chris	42	698	16.6	65	3
2013	Cook, Jared (TE)	51	671	13.2	47	5
2014	Cook, Jared (TE)	52	634	12.2	59t	3

PUNTING

Year	Player	No.	Yards	Avg.	TB	In 20	Long	Blocks
1939	Hall, Parker	58		41.0			80	
1940	Hall, Parker	57		43.0			75	
1941	Hall, Parker	49		40.1			67	
1942	Jacobs, Jack	33		42.3			66	
1943	Suspended Play/W.W. II							
1944	Reisz, Albie	25		40.1			66	0
1945	Waterfield, Bob	39		40.7			68	0
1946	Waterfield, Bob	39	1,743	44.6			65	0
1947	Waterfield, Bob	59	2,500	42.4			86	1
1948	Waterfield, Bob	43	1,833	42.6			88	0
1949	Waterfield, Bob	49	2,177	44.4			61	1
1950	Waterfield, Bob	52	2,087	40.1			61	2
1951	Van Brocklin, Norm	48	1,992	41.5			62	1
1952	Van Brocklin, Norm	29	1,250	43.1			66	0
1953	Van Brocklin, Norm	60	2,529	42.2			57	0
1954	Van Brocklin, Norm	44	1,874	42.6			61	0
1955	Van Brocklin, Norm	60	2,676	44.6			61	0
1956	Van Brocklin, Norm	48	2,070	43.1			72	0
1957	Van Brocklin, Norm	54	2,392	44.3			71	0
1958	Shofner, Del	49	2,018	41.2			62	0
1959	Shofner, Del	48	2,004	41.8			66	1
1960	Shofner, Del	54	2,301	42.6			63	1
1961	Villanueva, Danny	46	1,845	40.1	1		53	0
1962	Villanueva, Danny	87	3,960	45.5	7		65	1
1963	Villanueva, Danny	81	3,678	45.4	0		68	0
1964	Villanueva, Danny	82	3,616	44.1	5		58	0
1965	Lothridge, Billy	42	1,619	38.5	3		55	1
1966	Kilgore, Jon	71	3,037	42.8	4		58	0
1967	Kilgore, Jon	68	2,872	42.2	6		68	2
1968	Studstill, Pat	81	3,207	39.6	4		58	0
1969	Studstill, Pat	80	3,259	40.7	9		60	0
1970	Studstill, Pat	67	2,618	39.1	6		53	0
1971	Studstill, Pat	70	2,896	41.4	6		60	0
1972	Chapple, Dave	53	2,344	44.2	3		70	0
1973	Chapple, Dave	51	2,079	40.8	6		65	1
1974	Burke, Mike	46	1,701	37.0	4		51	0
1975	Carrell, Duane	73	2,874	39.4	9		57	0
1976	Jackson, Rusty	77	3,006	39.0	6	16	61	0
1977	<i>Walker, Glen</i>	73	2,568	35.2	8	11	56	0
1978	Walker, Glen	83	3,069	37.0	5	26	61	2
1979	Clark, Ken	93	3,731	40.1	7	17	60	2
1980	Corral, Frank	76	3,004	39.5	5	15	65	1
1981	Corral, Frank	89	3,735	42.0	3	19	67	0
1982	Misko, John	45	1,961	43.6	2	10	59	1
1983	Misko, John	82	3,301	40.3	12	18	67	0
1984	Misko, John	74	2,866	38.7	9	21	58	0
1985	<i>Hatcher, Dale</i>	87	3,761	43.2	6	32	67	1
1986	Hatcher, Dale	97	3,740	38.6	5	26	57	0
1987	Hatcher, Dale	76	3,140	41.3	4	19	62	0
1988	Hatcher, Dale	36	1,424	39.6	1	13	54	0
1989	Hatcher, Dale	73	2,834	38.8	7	15	54	1
1990	<i>English, Keith</i>	68	2,663	39.2	2	8	58	1
1991	Hatcher, Dale	63	2,403	38.1	5	16	52	0
1992	Bracken, Don	76	3,122	41.1	4	20	59	0
1993	Landeta, Sean	42	1,825	43.5	7	7	66	0
1994	Landeta, Sean	78	3,494	44.8	9	23	62	0
1995	Landeta, Sean	83	3,679	44.3	12	23	63	0
1996	Landeta, Sean	78	3,491	44.8	9	23	70	0
1997	Horan, Mike	53	2,272	42.9	4	10	60	0
1998	Tuten, Rick	95	4,202	44.2	10	16	64	0
1999	Tuten, Rick	32	1,359	42.5	7	9	70	0
2000	<i>Baker, John</i>	43	1,736	40.4	5	13	59	1
2001	Baker, John	43	1,809	42.1	7	9	58	0
2002	Berger, Mitch	72	3,020	41.9	10	26	64	0
2003	Landeta, Sean	59	2,525	42.8	5	14	57	0
2004	Landeta, Sean	40	1,733	43.3	3	9	63	0
2005	Barker, Bryan	50	2,137	42.7	4	13	63	0
2006	Turk, Matt	69	3,132	45.4	7	26	74	1
2007	Jones, Donnie	78	3,684	47.2	9	18	80	0
2008	Jones, Donnie	82	4,100	50.0	7	20	68	0
2009	Jones, Donnie	90	4,212	46.8	10	34	63	0
2010	Jones, Donnie	94	4,276	45.5	4	20	63	0
2011	Jones, Donnie	105	4,652	44.3	9	29	65	1
2012	Hekker, Johnny	82	3,756	45.8	4	22	68	0
2013	Hekker, Johnny	78	3,609	46.3	4	19	64	0
2014	Hekker, Johnny	80	3,721	46.5	5	33	61	1

FIELD GOALS

Year	Player	Att.	Made	Pct.	Long
1937	Snyder, Bob	1	1	1.000	30
1938	Peterson, Nelson	2	2	1.000	18
1939	Davis, Corby	2	1	.500	27
1940	Adams, Chet	5	1	.200	29
1941	Adams, Chet	2	1	.500	40
1942	Adams, Chet	6	3	.500	46
1943	Suspended Play/W.W. II				
1944	Zontini, Louis	6	3	.500	39
1945	Waterfield, Bob	3	1	.333	28
1946	Waterfield, Bob	11	6	.545	37
1947	Waterfield, Bob	16	7	.437	45
1948	Waterfield, Bob	11	6	.545	47
1949	Waterfield, Bob	17	9	.529	42
1950	Waterfield, Bob	14	7	.500	46
1951	Waterfield, Bob	23	13	.565	47
1952	Waterfield, Bob	19	11	.579	45
1953	Agajanian, Ben	23	10	.434	47
1954	Agajanian, Ben	25	13	.520	41
1955	Richter, Les	15	10	.667	41
1956	Richter, Les	15	8	.533	32
1957	Cothren, Paige	19	11	.579	44
1958	Cothren, Paige	25	14	.560	43
1959	Michaels, Lou	17	8	.470	40
1960	Villanueva, Danny	19	12	.631	36
1961	Villanueva, Danny	27	13	.481	38
1962	Villanueva, Danny	20	10	.500	51
1963	Villanueva, Danny	17	9	.529	47
1964	Gossett, Bruce	24	18	.750	44
1965	Gossett, Bruce	26	15	.577	49
1966	Gossett, Bruce	49	28	.571	48
1967	Gossett, Bruce	43	20	.465	47
1968	Gossett, Bruce	31	17	.548	37
1969	Gossett, Bruce	34	22	.647	44
1970	Ray, David	29	45	.644	46
1971	Ray, David	29	18	.620	49
1972	Ray, David	41	24	.585	45
1973	Ray, David	47	30	.638	49
1974	Ray, David	31	25	.806	48
1975	Dempsey, Tom	26	21	.808	51
1976	Dempsey, Tom	26	17	.654	49
1977	Septien, Rafael	30	18	.600	45
1978	Corral, Frank	43	29	.674	48
1979	Corral, Frank	25	13	.520	49
1980	Corral, Frank	30	16	.533	47
1981	Corral, Frank	26	17	.654	44
1982	Lansford, Mike	15	9	.600	39
1983	Nelson, Chuck	11	5	.455	41
1984	Lansford, Mike	33	25	.758	50
1985	Lansford, Mike	29	22	.759	52
1986	Lansford, Mike	24	17	.708	50
1987	Lansford, Mike	21	17	.810	48
1988	Lansford, Mike	32	24	.750	49
1989	Lansford, Mike	30	23	.767	48
1990	Lansford, Mike	24	15	.625	46
1991	Zendejas, Tony	17	17	1.000	50
1992	Zendejas, Tony	20	15	.750	49
1993	Zendejas, Tony	23	16	.696	54
1994	Zendejas, Tony	23	18	.783	47
1995	Biasucci, Dean	12	9	.750	51
1996	Lohmiller, Chip	25	21	.840	50
1997	Wilkins, Jeff	37	25	.675	52
1998	Wilkins, Jeff	26	20	.769	57
1999	Wilkins, Jeff	28	20	.714	51
2000	Wilkins, Jeff	17	17	1.000	51
2001	Wilkins, Jeff	29	23	.793	54
2002	Wilkins, Jeff	25	19	.760	47
2003	Wilkins, Jeff	42	39	.929	53
2004	Wilkins, Jeff	24	19	.792	53
2005	Wilkins, Jeff	31	27	.871	53
2006	Wilkins, Jeff	37	32	.864	53
2007	Wilkins, Jeff	32	24	.750	53
2008	Brown, Josh	36	31	.861	54
2009	Brown, Josh	24	19	.792	54
2010	Brown, Josh	39	33	.846	53
2011	Brown, Josh	28	21	.750	49
2012	Zuerlein, Greg	31	23	.741	60
2013	Zuerlein, Greg	28	26	.929	50
2014	Zuerlein, Greg	30	24	.800	56

SCORING

Year	Player	TDR	TDP	TDRT	PAT	FG	TP
1937	Drake, Johnny (Zero)	3	2	0	0-0	0-0	30
1938	Benton, Jim	1	5	0	0-0	0-0	36
1939	Drake, Johnny (Zero)	9	0	0	0-0	0-0	54
1940	Drake, Johnny (Zero)	9	0	0	2-2	0-0	56
1941	Hickey, Howard (Red)	0	4	0	0-0	0-0	24
1942	Magnani, Dante	2	3	0	0-0	0-0	30
1943	Suspended Play/W.W. II						
1944	Zontini, Lou	3	1	0	14-16	3-6	47
1945	Waterfield, Bob	5	0	0	31-34	1-3	64
1946	Waterfield, Bob	1	0	0	37-37	6-11	61
1947	Waterfield, Bob	1	0	0	27-30	7-16	54
1948	Waterfield, Bob	0	0	0	38-44	6-11	56
1949	Waterfield, Bob	1	0	0	43-46	9-17	77
1950	Waterfield, Bob	1	0	0	54-58	7-14	91
1951	Hirsch, Elroy (WR-RB)	0	17	0	0-0	0-0	102
1952	Waterfield, Bob	1	0	0	44-45	11-19	83
1953	Agajanian, Ben	0	0	0	36-37	10-23	66
1954	Towler, Dan (RB)	11	0	0	0-0	0-0	66
1955	Richter, Les	0	0	0	30-31	13-22	69
1956	Richter, Les	0	0	0	36-38	8-15	60
1957	Cothren, Paige	0	0	0	38-39	11-19	71
1958	Cothren, Paige	0	0	0	42-43	14-25	84
1959	Shofner, Del (WR)	0	7	0	0-0	0-0	42
1960	Villanueva, Danny	0	0	0	28-28	12-19	64
1961	Villanueva, Danny	0	0	0	32-32	13-27	71
1962	Villanueva, Danny	0	0	0	26-27	10-20	56
1963	Villanueva, Danny	0	0	0	25-26	9-17	52
1964	Gossett, Bruce	0	0	0	31-32	18-24	85
1965	Gossett, Bruce	0	0	0	30-32	15-26	75
1966	Gossett, Bruce	0	0	0	29-29	28-49	113
1967	Gossett, Bruce	0	0	0	48-48	20-43	108
1968	Gossett, Bruce	0	0	0	37-37	17-31	88
1969	Gossett, Bruce	0	0	0	36-36	22-34	102
1970	Ray, David	0	0	0	34-34	29-45	121
1971	Ray, David	0	0	0	37-37	18-29	91
1972	Ray, David	0	0	0	31-31	24-41	103
1973	Ray, David	0	0	0	40-42	30-47	130
1974	Ray, David	0	0	0	25-31	9-16	52
1975	Dempsey, Tom	0	0	0	31-36	21-26	94
1976	Dempsey, Tom	0	0	0	36-44	17-26	87
1977	Septien, Rafael	0	0	0	32-35	18-30	86
1978	Corral, Frank	0	0	0	31-33	29-43	118
1979	Corral, Frank	0	0	0	36-39	13-25	75
1980	Corral, Frank	0	0	0	51-52	16-30	99
1981	Tyler, Wendell (RB)	12	5	0	0-0	0-0	102
1982	Tyler, Wendell (RB)	9	4	0	0-0	0-0	78
1983	Dickerson, Eric (RB)	18	2	0	0-0	0-0	120
1984	Lansford, Mike	0	0	0	37-38	25-33	112
1985	Lansford, Mike	0	0	0	38-39	22-29	104
1986	Lansford, Mike	0	0	0	34-35	17-24	85
1987	Lansford, Mike	0	0	0	36-38	17-21	87
1988	Lansford, Mike	0	0	0	45-48	24-32	117
1989	Lansford, Mike	0	0	0	51-51	23-30	120
1990	Gary, Cleveland (RB)	14	1	0	0-0	0-0	90
1991	Zendejas, Tony	0	0	0	25-26	17-17	76
1992	Zendejas, Tony	0	0	0	38-38	15-20	83
1993	Zendejas, Tony	0	0	0	23-25	16-23	71
1994	Zendejas, Tony	0	0	0	28-28	18-23	82
1995	Bruce, Isaac (WR)	0	13	0	1*	0-0	80
1996	Lohmiller, Chip	0	0	0	28-29	21-25	91
1997	Wilkins, Jeff	0	0	0	32-32	25-37	107
1998	Wilkins, Jeff	0	0	0	25-26	20-26	85
1999	Wilkins, Jeff	0	0	0	64-64	20-28	124
2000	Faulk, Marshall (RB)	26	0	0	2*	0-0	160
2001	Faulk, Marshall (RB)	21	0	0	1*	0-0	128
2002	Wilkins, Jeff	0	0	0	37-37	19-25	94
2003	Wilkins, Jeff	0	0	0	46-46	39-42	163
2004	Wilkins, Jeff	0	0	0	32-32	19-24	89
2005	Wilkins, Jeff	0	0	0	36-36	27-31	117
2006	Wilkins, Jeff	0	0	0	36-36	32-37	131
2007	Wilkins, Jeff	0	0	0	25-25	24-32	97
2008	Brown, Josh	0	0	0	19-19	31-36	112
2009	Brown, Josh	0	0	0	16-16	19-24	73
2010	Brown, Josh	0	0	0	26-27	33-39	125
2011	Brown, Josh	0	0	0	18-18	21-28	81
2012	Zuerlein, Greg	0	0	0	26-26	23-31	95
2013	Zuerlein, Greg	0	0	0	34-34	26-28	112
2014	Zuerlein, Greg	0	0	0	34-35	24-30	106

*2-point Conversion

KICKOFF RETURNS

Year	Player	No.	Yards	Avg.	Long	TD
1942	Magnani, Dante	11	250	22.7	37	0
1943	Suspended Play/W.W. II					
1944	Reisz, Al	12	285	23.7	44	0
1945	Gehrke, Fred	9	173	19.2	30	0
1946	Gehrke, Fred	8	186	23.2	28	0
1947	Harmon, Tom	9	208	23.1	34	0
1948	Gehrke, Fred	17	464	27.3	92t	1
1949	<i>Kalmanir, Tom</i>	18	403	22.4	57	0
1950	Smith, Verda (Vitamin T.)	22	742	33.7	97t	3
1951	Davis, Glenn	9	179	19.9	33	0
1952	<i>Quinlan, Skeet</i>	17	440	25.9	56	0
1953	Lewis, Woodley	32	830	25.9	69	0
1954	Lewis, Woodley	34	836	24.6	88t	1
1955	<i>Waller, Ron</i>	17	461	27.1	39	0
1956	<i>Wilson, Tom</i>	15	477	31.8	103t	1
1957	Arnett, Jon	18	504	28.0	98t	1
1958	Arnett, Jon	16	331	20.7	32	0
1959	Matson, Ollie	16	367	22.9	48	0
1960	Arnett, Jon	17	416	24.5	43	0
1961	Bass, Dick	23	698	30.3	64	0
1962	Atkins, Pervis	28	676	24.1	41	0
1963	Shannon, Carver	28	823	29.4	99t	1
1964	Shannon, Carver	18	442	24.6	40	0
1965	Smith, Bob	17	451	26.9	56	0
1966	Williams, Clarence	15	420	28.0	81	0
1967	<i>Ellison, Willie</i>	13	340	26.2	58	0
1968	Smith, Ron	26	718	27.6	94t	1
1969	Smith, Ron	27	585	21.6	37	0
1970	Haymond, Alvin	35	1,022	29.2	98t	1
1971	Williams, Travis	25	743	29.7	105t	1
1972	Ellison, Willie	14	345	24.6	32	0
1973	Bryant, Cullen	13	369	28.4	93	1
1974	Bryant, Cullen	23	617	26.8	84	1
1975	McGee, Willie	17	404	23.8	46	0
1976	Bryant, Cullen	16	459	28.7	90	1
1977	<i>Tyler, Wendell</i>	24	523	21.8	27	0
1978	Latin, Jerry	22	467	21.2	41	0
1979	<i>Hill, Drew</i>	40	803	20.1	39	0
1980	Hill, Drew	43	880	20.5	98t	1
1981	Hill, Drew	60	1,170	19.5	50	0
1982	<i>Redden, Barry</i>	22	502	22.8	85	0
1983	Redden, Barry	18	358	18.8	43	0
1984	Redden, Barry	23	530	23.0	40	0
1985	Brown, Ron	28	918	32.8	98t	3
1986	Brown, Ron	36	794	22.1	55	0
1987	Brown, Ron	27	581	21.5	95t	1
1988	Brown, Ron	19	401	21.1	73	0
1989	Brown, Ron	47	968	20.6	74	0
1990	Green, Gaston	25	560	22.4	99t	1
1991	Turner, Vernon	24	457	19.0	36	0
1992	Turner, Vernon	29	569	19.6	35	0
1993	<i>Boykin, Deral</i>	13	216	16.6	35	0
1994	Lang, David	27	626	23.2	57	0
1995	Thomas, J.T.	32	752	23.5	46	0
1996	Thomas, J.T.	30	643	21.4	43	0
1997	<i>Thompson, David</i>	49	1,110	22.7	56	0
1998	Horne, Tony	56	1,306	23.3	102t	1
1999	Horne, Tony	30	892	29.7	101t	2
2000	Horne, Tony	57	1,379	24.2	103t	1
2001	Canidate, Trung	36	748	20.8	40	0
2002	Wilkins, Terrence	47	1,074	22.9	42	0
2003	<i>Harris, Arlen</i>	51	1,175	23.0	42	0
2004	Harris, Arlen	47	951	20.2	29	0
2005	Johnson, Chris	38	857	22.6	99t	1
2006	Ponder, Willie	26	605	23.3	40	0
2007	Hall, Dante	29	729	25.1	84	0
2008	Hall, Dante	37	763	20.6	41	0
2009	Amendola, Danny	66	1,618	24.5	58	0
2010	Amendola, Danny	50	1,142	22.8	84	0
2011	Porter, Quinn	25	554	22.2	32	0
2012	Givens, Chris	23	539	23.4	48	0
2013	Austin, Tavon	18	398	22.1	32	0
2014	Cunningham, Benny	35	963	27.5	75	0

PUNT RETURNS

Year	Player	No.	FC	Yards	Avg.	Long	TD
1941	Hall, Parker	13		125	9.6	25	0
1942	Hall, Parker	12		148	12.3	32	0
1943	Suspended Play/W.W. II						
1944	Kabealo, Mike	7		64	9.1	16	0
1945	Gehrke, Fred	8		120	15.0	49	0
1946	Gehrke, Fred	8		59	7.3	20	0
1947	Harmon, Tom	27		392	14.5	88t	1
1948	Horvath, Les	13		203	15.6	27	0
1949	Smith, Verda (Vitamin T.)	27		427	15.8	85t	1
1950	Smith, Verda (Vitamin T.)	22		218	9.9	30	0
1951	Smith, Verda (Vitamin T.)	12		139	11.6	37	0
1952	Lewis, Woodley	19		351	18.5	83t	2
1953	Lewis, Woodley	35		267	7.6	78	1
1954	Lewis, Woodley	22		82	3.7	16	0
1955	Waller, Ron	14		60	4.3	21	0
1956	Sherman, Will	12		100	8.3	76	1
1957	Arnett, Jon	14		85	6.1	22	0
1958	Arnett, Jon	18		223	12.4	58	0
1959	Arnett, Jon	17		184	10.8	71t	1
1960	Bass, Dick	11		62	5.6	22	0
1961	Arnett, Jon	10		75	7.5	17	0
1962	Atkins, Pervis	11	5	94	8.5	45	0
1963	Shannon, Carver	15	11	132	8.8	29	0
1964	Shannon, Carver	15	6	81	5.4	22	0
1965	Stiger, Jim	13	2	106	8.2	22	0
1966	Stiger, Jim	33	7	259	7.8	49	0
1967	Cross, Irv	17	6	136	8.0	39	0
1968	Meador, Ed	17	15	136	8.0	40	0
1969	Haymond, Alvin	33	8	435	13.2	52	0
1970	Haymond, Alvin	53	15	376	7.1	30	0
1971	Haymond, Alvin	24	11	123	5.1	28	0
1972	Bertelsen, Jim	16	3	232	14.5	60	0
1973	Bertelsen, Jim	26	10	259	10.0	34	0
1974	Bertelsen, Jim	11	4	132	12.0	19	0
1975	Bertelsen, Jim	11	1	143	13.0	38	0
1976	Bryant, Cullen	29	2	321	11.1	25	0
1977	Bryant, Cullen	20	1	141	7.1	26	0
1978	Wallace, Jackie	52	5	618	11.9	58	0
1979	Brown, Eddie	56	19	332	5.9	30	0
1980	Irvin, LeRoy	42	7	296	7.0	26	0
1981	Irvin, LeRoy	46	6	615	13.4	84t	3
1982	Irvin, LeRoy	22	1	243	11.0	63t	1
1983	Ellard, Henry	16	4	217	13.6	72t	1
1984	Ellard, Henry	30	3	403	13.4	83t	2
1985	Ellard, Henry	37	9	501	13.5	80t	1
1986	Ellard, Henry	14	11	127	9.1	20	0
1987	Ellard, Henry	15	6	107	7.1	29	0
1988	Hicks, Clifford	25	0	144	5.8	13	0
1989	Henley, Darryl	29	19	273	9.4	25	0
1990	Henley, Darryl	19	4	195	10.3	26	0
1991	Turner, Vernon	23	4	201	8.7	29	0
1992	Turner, Vernon	28	6	207	7.4	23	0
1992	Turner, Vernon	28	6	207	7.4	23	0
1993	Buchanan, Richard	8	1	41	5.1	12	0
1994	Bailey, Johnny	19	4	153	8.1	24	0
1995	Kinchen, Todd	53	7	416	7.8	27	0
1996	Kennison, Eddie	29	16	643	14.6	78t	2
1997	Kennison, Eddie	34	20	247	7.3	43	0
1998	Kennison, Eddie	40	25	415	10.4	71t	1
1999	Hakim, Az-Zahir	44	22	461	10.5	84t	1
2000	Hakim, Az-Zahir	32	17	489	15.3	86t	1
2001	Hakim, Az-Zahir	36	12	330	9.2	32	0
2002	Wilkins, Terrence	25	13	242	9.7	55	0
2003	Groce, DeJuan	19	3	135	7.1	19	0
2004	McDonald, Shaun	30	18	143	4.8	39	0
2005	Looker, Dane	8	2	69	8.6	17	0
2006	McDonald, Shaun	23	14	172	7.5	33	0
2007	Hall, Dante	19	6	286	15.1	85t	1
2008	Stanley, Derek	11	4	101	9.2	33	0
2009	Amendola, Danny	31	11	360	11.6	56	0
2010	Amendola, Danny	40	18	452	11.3	42	0
2011	Pettis, Austin	15	10	139	9.3	39	0
2012	Amendola, Danny	17	10	122	7.2	22	0
2013	Austin, Tavon	33	11	280	8.5	98t	1
2014	Austin, Tavon	35	23	391	11.2	78t	1

INTERCEPTIONS

Year	Player	No.	Yards	Avg.	Long	TD
1941	Drake, Johnny (Zero)	2	66	33.0	54	0
1942	Jacobs, Jack	4	22	5.5	22	0
1943	Suspended Play/W.W. II					
1944	Colella, Tom	4	53	13.3	19	0
1945	Waterfield, Bob	6	92	15.3	29	0
1946	Waterfield, Bob	5	72	14.4	28	0
1947	Harmon, Tom	8	136	17.0	36	1
1948	Naumetz, Fred	4	75	18.8	68	0
1949	Sims, George	9	78	8.7	27	1
1950	Lewis, Woodley	12	275	22.9	36	0
1951	Hecker, Norb	3	74	24.7	36	0
1952	Lane, Dick (Night Train)	14	298	21.3	80t	2
1953	Hecker, Norb	7	91	13.0	24	0
1954	Sherman, Will	6	70	11.7	28	0
1955	Sherman, Will	11	101	9.2	36	0
1956	Sherman, Will	4	122	30.5	95t	1
1957	Richter, Les	4	60	15.0	25	0
1958	Burroughs, Don	7	72	10.3	46	0
1959	Meador, Ed	3	3	1.0	3	0
1960	Britt, Charley	5	117	23.4	73t	1
1961	Crow, Lindon	6	117	19.5	31	0
1962	Crow, Lindon	5	100	20.0	65t	1
1963	Meador, Ed	6	38	6.3	20	0
1964	Richardson, Jerry	5	146	29.2	41	0
1965	Martin, Aaron	2	60	30.0	37t	1
1966	Williams, Clarence	8	97	12.1	32t	1
1967	Meador, Ed	8	103	12.9	30t	2
1968	Williams, Clarence	7	51	7.3	36	0
1969	Meador, Ed	5	97	19.4	38t	2
1970	Williams, Clarence	5	108	21.6	65t	1
1971	Howard, Gene	6	99	16.5	35	0
1972	Nettles, Jim	6	168	28.0	43	0
1973	Stukes, Charlie	5	104	20.8	42	0
1974	Elmendorf, Dave	7	186	26.6	57t	2
1975	Simpson, Bill	6	90	15.0	29	0
1976	Jackson, Monte	10	173	17.3	46	3
1977	Simpson, Bill	6	157	26.2	42	0
1978	Perry, Rod	8	117	14.6	44t	3
1979	Cromwell, Nolan	5	109	21.8	34	0
1980	Cromwell, Nolan	8	140	17.5	34	1
1981	Cromwell, Nolan	5	94	18.8	94t	1
1982	Perry, Rod	3	57	19.0	33	0
1983	Collins, Kirk	5	113	22.6	58	0
1984	Irvin, LeRoy	5	166	33.2	81t	2
1985	Green, Gary	6	84	14.0	41t	1
1986	Gray, Jerry	8	101	12.6	28	0
1987	Irvin, LeRoy	2	47	23.5	47t	1
1988	Johnson, Johnnie	4	18	4.5	11	0
1989	Gray, Jerry	6	48	8.0	27t	1
1990	Humphery, Bobby	4	52	13.0	44t	1
1991	Gray, Jerry	3	83	27.7	59t	1
1992	Henley, Darryl	4	41	10.3	25	0
1993	Bailey, Robert	2	41	20.5	41	0
1994	Pope, Marquez	3	66	22.0	51	0
1995	Wright, Toby	6	79	13.2	27	0
1996	Lyle, Keith	9	152	16.9	68	0
1997	McNeil, Ryan	9	127	14.1	75t	1
1998	Lyght, Todd	3	30	10.0	17	0
	Lyle, Keith	3	20	6.7	20	0
1999	Lyght, Todd	6	112	18.7	57t	1
2000	McCleon, Dexter	8	28	3.5	23	0
2001	Bly, Dre'	6	150	25.0	93t	2
2002	Herring, Kim	3	38	12.7	36	0
2003	Fisher, Travis	4	205	51.3	74t	2
	Williams, Aeneas	4	82	20.5	46t	1
	Butler, Jerametrious	4	72	18.0	45	0
	Polley, Tommy (LB)	4	32	8.0	22	0
2004	Butler, Jerametrious	5	15	3.0	10	0
2005	Furrey, Mike	4	143	35.8	67t	1
2006	Bartell, Ron	3	63	21.0	38t	1
	Hill, Tye	3	20	6.7	14	0
	Brown, Fakhir	3	17	5.7	20	0
	Atogwe, Oshiomogho	3	8	2.7	7	0
2007	Atogwe, Oshiomogho	8	125	15.6	52t	1
2008	Atogwe, Oshiomogho	5	91	18.2	43	0
2009	Butler, James	3	17	5.6	17	0
2010	Feltcher, Bradley	4	41	10.3	28	0
2011	Gordy, Josh	3	37	12.3	30	0
2012	Jenkins, Janoris	4	150	37.5	41t	3
2013	Johnson, Trumaine	3	36	12.0	29	0
2014	Johnson, Trumaine	3	69	23.0	43t	1

TACKLES (Unofficial)

Year	Player	Solo	Assists	Total
1962	McKeever, Marlin (LB)	58	31	89
1963	Pardee, Jack (LB)	46	25	71
1964	Jones, David (DE)	75	22	97
1965	Jones, David (DE)	68	27	95
1966	Jones, David (DE)	98	14	112
1967	Jones, David (DE)	100	39	139
1968	Jones, David (DE)	87	23	110
1969	Jones, David (DE)	59	55	114
1970	Pottios, Myton (LB)	62	26	88
1971	McKeever, Marlin (LB)	76	32	108
1972	Robinson, Isiah (LB)	59	23	82
1973	Reynolds, Jack (LB)	58	28	86
1974	Reynolds, Jack (LB)	72	29	101
1975	Reynolds, Jack (LB)	74	38	112
1976	Reynolds, Jack (LB)	89	31	120
1977	Elmendorf, Dave (S)	59	35	94
1978	Youngblood, Jim (LB)	80	43	120
1979	Reynolds, Jack (LB)	83	61	144
1980	Reynolds, Jack (LB)	81	38	119
1981	Ekern, Carl (LB)	85	46	131
1982	Andrews, George (LB)	47	20	67
1983	Ekern, Carl (LB)	94	36	130
1984	Collins, Jim (LB)	142	43	185
1985	Collins, Jim (LB)	103	37	140
1986	Newsome, Vince (S)	91	22	113
1987	Collins, Jim (LB)	78	12	90
1988	Ekern, Carl (LB)	64	29	93
1989	Newsome, Vince (S)	64	25	89
1990	Newsome, Vince (S)	74	18	92
1991	Kelm, Larry (LB)	88	17	105
1992	Greene, Kevin (LB)	75	12	87
1993	Phifer, Roman (LB)	96	21	117
1994	Conlan, Shane (LB)	82	24	106
1995	Phifer, Roman (LB)	106	43	149
1996	Phifer, Roman (LB)	123	47	170
1997	Jones, Robert (LB)	72	43	115
1998	Jenkins, Billy (S)	90	31	121
1999	Fletcher, London (LB)	80	58	138
2000	Fletcher, London (LB)	117	76	193
2001	Fletcher, London (LB)	113	76	189
2002	Archuleta, Adam (S)	101	48	149
2003	Tinoisamo, Pisa (LB)	70	51	121
2004	Tinoisamo, Pisa (LB)	100	45	145
2005	Tinoisamo, Pisa (LB)	91	43	134
2006	Witherspoon, Will (LB)	104	32	136
2007	Witherspoon, Will (LB)	103	29	132
2008	Tinoisamo, Pisa (LB)	88	47	135
2009	Laurinaitis, James (LB)	98	48	146
2010	Laurinaitis, James (LB)	98	16	114
2011	Laurinaitis, James (LB)	101	41	142
2012	Laurinaitis, James (LB)	132	42	174
2013	Ogletree, Alec (LB)	124	31	155
2014	Ogletree, Alec (LB)	110	59	169

SACKS (Not an official sack until 1982)

Year	Player	No.	Year	Player	No.
1950	Jack Zilly (DE)	7.0	1983	Jack Youngblood (DE)	10.5
1951	Larry Brink (DE)	3.0	1984	Jack Youngblood (DE)	9.5
1952	Andy Robustelli (DE)	7.5	1985	Mike Wilcher (LB)	12.5
1953	Andy Robustelli (DE)	8.0	1986	Gary Jeter (DE)	8.0
1954	Andy Robustelli (DE)	4.0	1987	Gary Jeter (DE)	7.0
1955	Andy Robustelli (DE)	6.0	1988	Kevin Greene (LB)	16.5
1956	Paul Miller (DE)	6.0	1989	Kevin Greene (LB)	16.5
1957	Dick Daugherty (LB)	8.0	1990	Kevin Greene (LB)	13.0
1958	Lou Michaels (DE)	6.0	1991	Kevin Greene (LB)	3.0
1959	George Struger (DT)	5.0		Gerald Robinson (DE)	3.0
1960	Gene Brito (DE)	7.0	1992	Kevin Greene (LB)	10.0
1961	Lamar Lundy (DE)	11.0	1993	Sean Gilbert (DT)	10.5
1962	Deacon Jones (DE)	12.0	1994	Robert Young (DE)	6.5
1963	Lamar Lundy (DE)	9.0	1995	D'Marco Farr (DT)	11.0
1964	Deacon Jones (DE)	22.0	1996	Kevin Carter (DE)	9.5
1965	Deacon Jones (DE)	19.0	1997	Leslie O'Neal (DE)	10.0
1966	Deacon Jones (DE)	18.0	1998	Kevin Carter (DE)	12.0
1967	Deacon Jones (DE)	21.0	1999	Kevin Carter (DE)	17.0
1968	Deacon Jones (DE)	22.0	2000	Grant Wistrom (DE)	11.0
1969	Deacon Jones (DE)	15.0	2001	Leonard Little (DE)	14.5
1970	Deacon Jones (DE)	12.0	2002	Leonard Little (DE)	12.0
1971	Coy Bacon (DE)	11.0	2003	Leonard Little (DE)	12.5
1972	Coy Bacon (DE)	11.5	2004	Bryce Fisher (DE)	8.5
1973	Jack Youngblood (DE)	16.5	2005	Leonard Little (DE)	9.5
1974	Jack Youngblood (DE)	15.0	2006	Leonard Little (DE)	13.0
1975	Jack Youngblood (DE)	15.0	2007	Will Witherspoon (LB)	7.0
1976	Jack Youngblood (DE)	14.5	2008	James Hall (DE)	6.5
	Larry Brooks (DT)	14.5	2009	Leonard Little (DE)	6.5
1977	Jack Youngblood (DE)	8.5	2010	James Hall (DE)	10.5
1978	Larry Brooks (DE)	8.0	2011	Chris Long (DE)	13.0
1979	Jack Youngblood (DE)	18.0	2012	Chris Long (DE)	11.5
1980	Jack Youngblood (DE)	11.5	2013	Robert Quinn (DE)	19.0
1981	Jack Youngblood (DE)	12.5	2013	Robert Quinn (DE)	10.5
1982	Mike Fanning (DT)	5.0			

INDIVIDUAL RECORDS

SERVICE

Most Seasons

20	Jackie Slater, 1976-95
15	Charlie Cowan, 1961-75 Joe Scibelli, 1961-75 Merlin Olsen, 1962-76
14	Jack Youngblood, 1971-84 Doug Smith, 1978-91 Isaac Bruce, 1994-2007

Most Games Played

259	Jackie Slater, 1976-95
208	Merlin Olsen, 1962-76
206	Charlie Cowan, 1961-75

Most Consecutive Games Played

201	Jack Youngblood, 1971-84
198	Merlin Olsen, 1962-76
184	Tom Mack, 1966-1978

SCORING

Most Seasons Leading Team

9	Jeff Wilkins, 1997-99, 2002-07
7	Bob Waterfield, 1946-52
6	Bruce Gossett, 1964-69 Mike Lansford, 1982-90

Most Consecutive Seasons Leading Team

6	Bruce Gossett, 1964-69 Mike Lansford, 1984-89 Bob Waterfield, 1945-50 Jeff Wilkins, 2002-07
5	David Ray, 1970-74
4	Danny Villaneuva, 1960-63 Tony Zendejas, 1991-94

POINTS

Career

1,223	Jeff Wilkins, 1997-2007 (428 pat, 265 fg)
789	Mike Lansford, 1982-90 (315 pat, 158 fg)
573	Bob Waterfield, 1945-52 (13 td, 315 pat, 60 fg)

Season

163	Jeff Wilkins, 2003 (39 fg, 46 pat)
160	Marshall Faulk, 2000 (26 td, 2 two-point conv.)
131	Jeff Wilkins, 2006 (32 fg, 35 pat)

Season, Rookie

120	Eric Dickerson, 1983 (20 td)
118	Frank Corral, 1978 (31 pat, 29 fg)
95	Greg Zuerlein, 2012 (26 pat, 23 fg)

Game

24	Bob Shaw, vs. Washington, 12/11/49 (4 td) Elroy Hirsch, vs. New York Yanks, 9/28/51 (4 td) Harold Jackson, vs. Dallas, 10/14/73 (4 td) Az-Zahir Hakim, @ Cincinnati, 10/3/99 (4 td) Isaac Bruce, vs. San Francisco, 10/10/99 (4 td) Marshall Faulk, @ San Francisco, 10/29/00 (4 td) Marshall Faulk, vs. Minnesota, 12/10/00 (4 td) Marshall Faulk, @ Tampa Bay, 12/18/00 (4 td) Marshall Faulk, vs. Indianapolis, 12/30/01 (4 td) Marshall Faulk, vs. Seattle, 10/20/02 (4 td) Steven Jackson, @ Minnesota, 12/31/06 (4 td)
21	Jeff Wilkins, vs. San Diego, 10/1/00 (5 fg, 6 pat)
18	Many times, last by Tavon Austin, at Indianapolis 11/10/13 (3 td)

Game, Opponent

26	Gordy Soltau, @ San Francisco, 10/28/51 (3 td, 1 fg, 5 pat)
24	Many times, last by Ron Moore, @ Phoenix, 12/4/93 (4 td)
21	Two times, last by Rich Karlis, @ Minnesota, 11/15/89 (7 fg)

TOUCHDOWNS

Career

85	Marshall Faulk, 1999-2006 (58 r, 27 p)
84	Isaac Bruce, 1994-2007 (84 p)
74	Torry Holt, 1999-2008 (74 p)

Season

26	Marshall Faulk, 2000 (18 r, 8 p)
21	Marshall Faulk, 2001 (12 r, 9 p)
20	Eric Dickerson, 1983 (18 r, 2 p)

Game

4	Bob Shaw, vs. Washington, 12/11/49 (4 p) Elroy Hirsch, vs. New York Yanks, 9/28/51 (4 p) Harold Jackson, vs. Dallas, 10/14/73 (4 p) Az-Zahir Hakim, @ Cincinnati, 10/3/99 (3p, 1 pr) Isaac Bruce, vs. San Francisco, 10/10/99 (4 p) Marshall Faulk, @ San Francisco, 10/29/00 (2 r, 2 p) Marshall Faulk, vs. Minnesota, 12/10/00 (4 r) Marshall Faulk, @ Tampa Bay, 12/18/00 (3 r, 1 p) Marshall Faulk, vs. Indianapolis, 12/30/01 (3 r, 1 p) Marshall Faulk, vs. Seattle, 10/20/02 (3 r, 1 p) Steven Jackson, @ Minnesota, 12/31/06 (3 r, 1 p)
3	Many times, last by Tre Mason, vs. Oak., 11/30/14 (2 run, 1 rec.)
2	Many times, last by Tavon Austin, vs. SF., 11/01/15 (1 run, 1 rec.)

Game, Opponent

4	Lenny Moore, @ Baltimore, 10/16/60 (4 r) Ron Moore, @ Phoenix, 12/4/93 (4 r)
3	Many times, last by Torrey Smith, Baltimore, 9/25/11
2	Many times, last by Z. Miller (2 rec.) & J. Langford (1 run, 1 rec.) vs. Chicago 11/15/15

Most Consecutive Games Scoring Touchdown

11	Elroy Hirsch, 1950-51
10	Eric Dickerson, 1983 Greg Bell, 1988-89
9	Marshall Faulk, 2001-02

POINTS AFTER TOUCHDOWN

Most Attempted, Career

429	Jeff Wilkins, 1997-2007
336	Bob Waterfield, 1945-52
325	Mike Lansford, 1982-90

Most Attempted, Season

64	Jeff Wilkins, 1999
58	Bob Waterfield, 1950
52	Frank Corral, 1980

Most Attempted, Game

9	Bob Waterfield vs. Baltimore, 10/22/50
8	Paige Cothren, vs. San Francisco, 11/9/58 Tom Dempsey, vs. Atlanta, 12/4/76 Chip Lohmiller, vs. Atlanta, 11/10/96
7	Many times, last by Greg Zuerlein, vs. Oak., 11/30/14

Most Made, Career

428	Jeff Wilkins, 1997-2007
315	Bob Waterfield, 1945-52

*NFL Record

† Ties NFL Record

Mike Lansford, 1982-90
 211 Bruce Gossett, 1964-69
Most Made, Season
 64 Jeff Wilkins, 1999
 58 Jeff Wilkins, 2001
 54 Bob Waterfield, 1950
Most Made, Game
 +9 Bob Waterfield, vs. Baltimore, 10/22/50
 8 Paige Cothren, vs. San Francisco, 11/9/58
 7 Bob Waterfield, @ New York Giants, 11/14/48
 Bruce Gossett, vs. New York Giants, 11/13/66
 Jeff Wilkins, vs. Carolina 11/11/01
 Greg Zuerlein, vs. Oakland, 11/30/14

Most Made, Game, Opponent
 8 Tom Feamster, @ Baltimore, 11/25/56
 Cliff Patton, @ Philadelphia, 10/7/50
 7 Bob Jencks, vs. Chicago, 10/13/63
 6 Many times, last by S. Gostkowski, vs. NE, 10/28/12

Most Consecutive Made
 371 Jeff Wilkins, 1999-2007
 165 Bruce Gossett, 1965-69
 102 David Ray, 1970-72

Highest Percentage Made, Career (80 attempts)
 99.8 Jeff Wilkins, 1997-2007 (403-404)
 98.7 Josh Brown, 2008-11 (79-80)
98.2 Greg Zuerlein, 2012-present (110-112)
 98.2 Danny Villanueva, 1960-63 (111-113)

Most Made, No Misses, Season
 64 Jeff Wilkins, 1999
 58 Jeff Wilkins, 2001
 51 Mike Lansford, 1989

TWO-POINT CONVERSIONS

Most Two Point Conversions, Career
 7 Marshall Faulk, 1999-2006
 3 Isaac Bruce, 1994-2007
 2 Jerome Bettis, 1993-95
 Tony Banks, 1996-98
 Ricky Proehl, 1998-2002

Most Two Point Conversions, Season
 2 Jerome Bettis, 1994
 Marshall Faulk, 2000
 Marshall Faulk, 2004
 1 Many times, last by Sam Bradford, Benny Cunningham & Isaiah Pead, 2013

Most Two Point Conversions, Game
 2 Marshall Faulk, vs. Atlanta, 10/15/00 (2 runs)
 1 Many times, last by Jared Cook, vs. San Francisco, 11/01/15

Most Two Point Conversions, Opponent, Season
 2 Terance Mathis, Atlanta, 1994
 2 Reggie Bush, New Orleans, 2007

Most Two Point Conversions, Opponent, Game
 2 Reggie Bush, @ New Orleans, 11/11/07 (2 runs)
 1 Many times, last by Marshawn Lynch, vs. Sea., 9/13/15 (rush)

FIELD GOALS

Most Attempted, Career
 328 Jeff Wilkins, 1997-2007
 217 Mike Lansford, 1982-90
 207 Bruce Gossett, 1964-69

Most Attempted, Season
 49 Bruce Gossett, 1966
 47 David Ray, 1973
 45 David Ray, 1970

Most Attempted, Game
 7 Bob Waterfield, vs. Detroit, 12/9/51
 Jeff Wilkins, vs. Denver, 9/10/06
 6 Five times, last by David Ray, @ New Orleans,

11/26/72
 5 Many times, last by Greg Zuerlein, vs. Denver, 11/17/14
Most Attempted, Opponent, Game
 7 Rich Karlis, @ Minnesota, 11/5/89
 6 Five times, last by John Carney, vs. New Orleans, 9/26/04
 5 Many times, last by Blair Walsh, vs. MIN, 12/16/12

Most Made, Career
 265 Jeff Wilkins, 1997-2007
 158 Mike Lansford, 1982-90
 120 Bruce Gossett, 1964-69

Most Made, Season
 39 Jeff Wilkins, 2003
 33 Josh Brown, 2010
 32 Jeff Wilkins, 2006

Most Made, Season, Rookie
 29 Frank Corral, 1978
23 Greg Zuerlein, 2012
 18 Bruce Gossett, 1964
 Rafael Septien, 1977

Most Made, Game
 6 Jeff Wilkins, vs. Denver, 9/10/06
5 Four times, last by Greg Zuerlein, vs. Denver, 11/16/14
4 Many times, last by Greg Zuerlein, at Minnesota, 11/8/15

Most Made, Opponent, Game
 7 Rich Karlis, @ Minnesota 11/5/89
 5 Many times, last by C. Catanzaro, @ ARI, 10/4/15
 4 Many times, last by David Akers, @ San Francisco, 12/4/11

Most Consecutive Field Goals Made
 30 Jeff Wilkins, 1999-2001
 19 Jeff Wilkins, 2003
 17 Tony Zendejas, 1991

Most Consecutive Games, Made Field Goal
 27 Jeff Wilkins, 2002-04
 20 David Ray, 1970-71
 19 Bruce Gossett, 1967-68

Longest Field Goal
61 Greg Zuerlein, at Minnesota 11/8/15
 60 Greg Zuerlein, vs. Seattle, 9/30/12
 58 Greg Zuerlein, vs. Seattle, 9/30/12
 57 Jeff Wilkins, vs. Arizona, 9/27/98
 56 Twice, Greg Zuerlein, at Chicago, 9/23/12 vs. Minnesota, 9/7/14

Longest Field Goal, Opponent
 56 Joe Nedney, vs. San Francisco, 12/24/05
 55 Adam Vinatieri, vs. New England, 12/13/98
 Jay Feely, @ New York Jets, 11/9/08
 54 Four times, last by Robbie Gould, at Chicago, 9/24/12

Most Made, 50 or More Yards, Career
 26 Jeff Wilkins, 1997-2007
16 Greg Zuerlein, 2012-
 15 Josh Brown, 2008-2011
 8 Tony Zendejas, 1991-94

Most Made, 50 or More Yards, Season
7 Greg Zuerlein, 2012
 6 Tony Zendejas, 1993
 Josh Brown, 2008
 Josh Brown, 2009
 4 Jeff Wilkins, 2003, 2004, 2005
 Greg Zuerlein, 2014

Most Made, 50 or More Yards, Game
2 Seven times, last by Greg Zuerlein, @ MIN, 11/8/15
 1 Many times, last by Greg Zuerlein, @ Wash., 9/20/15

Most Made, 50 or More Yards, Game, Opponent
 3 Blair Walsh, vs. Minnesota, 12/16/12
 2 Tom Dempsey, vs. New Orleans, 12/6/70
 Mick Luckhurst, vs. Atlanta, 10/7/84

John Carney, vs. New Orleans, 9/26/04
Nick Folk, vs. New York Jets, 11/19/12

Highest Field Goal Percentage, Career (50 attempts)

81.88 Josh Brown, 2008-11 (104-127)
80.79 Jeff Wilkins, 1997-2007 (265-328)
79.52 Tony Zendejas, 1991-94 (66-83)

78.57 Greg Zuerlein, 2012- (88-112)

Highest Field Goal Percentage, Season

100.0 Tony Zendejas, 1991 (17-17)
Jeff Wilkins, 2000 (17-17)
92.86 Jeff Wilkins, 2003 (39-42)
92.59 Greg Zuerlein, 2013 (25-27)

SAFETIES

Most, Career

3 Kevin Greene, 1985-92
2 Fred Dryer, 1972-81
Jack Youngblood, 1971-84
Kevin Carter, 1995-2000

Most, Season

†2 Fred Dryer, 1973

Most, Game

*2 Fred Dryer, vs. Green Bay, 10/21/73
1 Many players, last by Eugene Sims,
at CAR 10/21/13

Most, Game, Opponent

1 Many times, last by John Abraham, at Arizona,
12/8/13

RUSHING

Most Seasons Leading Team

8 Steven Jackson, 2005-12
6 Marshall Faulk, 1999-2006
5 Lawrence McCutcheon, 1973-77
4 Dick Bass, 1962-66
Eric Dickerson, 1983-86

Most Consecutive Seasons Leading Team

8 Steven Jackson, 2005-12
6 Marshall Faulk, 1999-2006
5 Lawrence McCutcheon, 1973-77
4 Eric Dickerson, 1983-86

ATTEMPTS

Career

2,395 Steven Jackson, 2004-12
1,525 Eric Dickerson, 1983-87
1,447 Marshall Faulk, 1999-2006

Season

404 Eric Dickerson, 1986
390 Eric Dickerson, 1983
379 Eric Dickerson, 1984

Season, Rookie

†390 Eric Dickerson, 1983
294 Jerome Bettis, 1993
250 Zac Stacy, 2013

Game

39 Jerome Bettis, vs. Chicago, 1/2/94
38 Eric Dickerson, @ St. Louis, 9/7/86
36 Charles White, @ Philadelphia, 9/15/85

Game, Opponent

41 Rodney Hampton, @ New York Giants, 9/19/93
Gerald Riggs, @ Atlanta, 11/17/85
35 Lynn Cain, Atlanta, 10/7/84
Gerald Riggs, Atlanta, 10/12/86
33 Shaun Alexander, @ Seattle, 11/13/05
Maurice Jones-Drew, @ Jacksonville, 10/18/09

YARDS GAINED

Career

10,135 Steven Jackson, 2004-12
7,245 Eric Dickerson, 1983-87

6,959 Marshall Faulk, 1999-2006

Season

*2,105 Eric Dickerson, 1984
1,821 Eric Dickerson, 1986
1,808 Eric Dickerson, 1983

Season, Rookie

1,808 Eric Dickerson, 1983
1,429 Jerome Bettis, 1993
973 Zac Stacy, 2013

Game

247 Willie Ellison, vs. New Orleans, 12/5/71
223 Tom Wilson, vs. Green Bay, 12/16/56
221 Greg Bell, vs. Green Bay, 9/24/89

Game, Rookie

223 Tom Wilson, vs. Green Bay, 12/16/56
212 Jerome Bettis, @ New Orleans, 12/12/93
199 Eric Dickerson, vs. Detroit, 10/2/83
159 Todd Gurley, @ Green Bay, 10/11/15
146 Todd Gurley, @ Arizona, 10/4/15
133 Todd Gurley, vs. San Francisco, 11/01/15
128 Todd Gurley, vs. Cleveland, 10/25/15

Game, Opponent

253 DeMarco Murray, @ Dallas, 10/23/11
237 Jim Brown, @ Cleveland, 11/24/57
228 Beanie Wells, vs. Arizona, 11/27/11
212 Adrian Peterson, vs. Minnesota, 12/16/12

Longest Run

92t Kenny Washington, @ Chicago Cardinals, 11/2/47
89t Tre Mason, vs. Oakland, 11/20/14
85t Eric Dickerson, @ New York Jets, 9/25/83
84t Tom Harmon, @ Chicago Bears, 10/13/46

Longest Run, Opponents

91t DeMarco Murray, @ Dallas, 10/23/11
82t Adrian Peterson, vs. Minnesota, 12/16/12
80 Jamaal Charles, vs. Kansas City, 12/19/10
76t Najeh Davenport, vs. Green Bay, 10/19/03

Most Seasons, 1,000 or More Yards

8 Steven Jackson, 2005-12
4 Lawrence McCutcheon, 1973-74, 1976-77
Eric Dickerson, 1983-86
3 Marshall Faulk, 1999-01
2 Dick Bass, 1962, 1966
Wendell Tyler, 1979, 1981
Greg Bell, 1988-89
Jerome Bettis, 1993-94

Most Consecutive Seasons, 1,000 or More Yards

8 Steven Jackson, 2005-12
4 Eric Dickerson, 1983-86
3 Marshall Faulk, 1999-01

Most Games, 100 or More Yards, Career

38 Eric Dickerson, 1983-87
33 Steven Jackson, 2004-12
27 Marshall Faulk, 1999-2006

Most Games, 100 or More Yards, Season

11 Eric Dickerson, 1984
9 Eric Dickerson, 1983
7 Jerome Bettis, 1993
Marshall Faulk, 1999
Steven Jackson, 2009

Most Consecutive Games, 100 or More Yards

6 Eric Dickerson, 1984
5 Eric Dickerson, 1986
4 Eric Dickerson, 1983, 1984
Jerome Bettis, 1994
Marshall Faulk, 1999
Marshall Faulk, 2003
Steven Jackson, 2009

AVERAGE GAIN

Career (500 att.)

5.182	Dan Towler, 1950-55 (674-3,493)
4.833	Paul (Tank) Younger, 1949-57 (682-3,296)
4.809	Marshall Faulk, 1999-2006 (1,447-6,959)

Season (Qualifiers)

7.40	Kenny Washington, 1947 (60-444)
7.26	Skeet Quinlan, 1953 (97-705)
6.77	Dan Towler, 1951 (126-854)

Game (10 att.)

14.6	Dan Towler, @ Baltimore, 11/22/53 (14-205)
13.2	Kenny Washington, @ Chicago Cardinals, 11/2/47 (11-145)
13.1	Dan Towler, @ Green Bay, 10/21/51 (11-144)

Game (10 att.), Opponent

13.8	George Taliaferro, vs. New York Yanks, 11/18/51 (12-166)
13.3	Frank Reagan, vs. New York Giants, 12/1/46 (10-133)
12.6	Delvin Williams, vs. Miami, 11/9/80 (12-151)

RUSHING TOUCHDOWNS

Career

58	Marshall Faulk, 1999-2006
56	Eric Dickerson, 1983-87
56	Steven Jackson, 2004-12

Season

18	Eric Dickerson, 1983
	Marshall Faulk, 2000
16	Greg Bell, 1988
15	Greg Bell, 1989

Season, Rookie

†18	Eric Dickerson, 1983
7	Jerome Bettis, 1993
7	Zac Stacy, 2013
6	Dan Towler, 1952

Game

4	Marshall Faulk, vs. Minnesota, 12/10/00
3	Many times, last by Steven Jackson, vs. Dallas, 11/19/08
2	Many times, last by Todd Gurley, vs Cleveland, 10/25/15

Game, Opponent

4	Jim Brown, @ Cleveland, 11/24/57
	Ron Moore, @ Phoenix, 12/4/93
3	Many times, last by Maurice Jones-Drew, @ Jacksonville, 10/18/09
2	Many times, last by Beanie Wells, @ARI, 11/25/12

PASSING

Most Seasons Leading Team

9	Roman Gabriel, 1963-72
8	Jim Everett, 1986-92
	Marc Bulger, 2002-09
6	Norm Van Brocklin, 1950, 1952-1955, 1957

Most Consecutive Seasons Leading Team

9	Roman Gabriel, 1963-72
8	Jim Everett, 1986-92
	Marc Bulger, 2002-09
4	Norm Van Brocklin, 1952-1955

RATING

Highest, Career (1,500 att.)

97.2	Kurt Warner, 1998-2003
84.4	Marc Bulger, 2001-09
79.3	Sam Bradford, 2010-

Highest, Season (Qualifiers)

109.2	Kurt Warner, 1999
101.8	Trent Green, 2000
101.4	Kurt Warner, 2001

Season, Rookie (Qualifiers)

81.8	Dieter Brock, 1985
76.5	Sam Bradford, 2010
72.4	Bob Waterfield, 1945

ATTEMPTS

Career

3,313	Roman Gabriel, 1962-72
3,277	Jim Everett, 1986-93
3,171	Marc Bulger, 2001-09

Season

590	Sam Bradford, 2010
588	Marc Bulger, 2006
554	Jim Everett, 1990

Season, Rookie

590	Sam Bradford, 2010
368	Tony Banks, 1996
365	Dieter Brock, 1985

Game

62	Marc Bulger, @ New York Giants, 10/2/05
56	Marc Bulger, @ San Francisco, 9/11/05
55	Mark Rypien, vs. Buffalo, 12/10/95
	Marc Bulger, vs. Chicago, 12/11/06
	Sam Bradford, vs. Minnesota, 12/16/12
	Sam Bradford, vs. Arizona, 9/12/10
	Sam Bradford, at Atlanta, 9/15/13

Game, Opponent

58	Kent Graham, @ Arizona, 9/29/96
56	Drew Brees, vs. New Orleans, 12/15/2013
54	Peyton Manning, vs. Denver, 11/16/14
52	Tony Eason, vs. New England, 11/16/86
	Neil Lomax, @ St. Louis, 11/4/84
	Mark Brunell vs. Jacksonville, 10/20/96
	Ryan Lindley, @ Arizona, 11/25/12

COMPLETIONS

Career

1,969	Marc Bulger, 2001-09
1,847	Jim Everett, 1986-93
1,705	Roman Gabriel, 1962-72

Season

375	Kurt Warner, 2001
370	Marc Bulger, 2006
354	Sam Bradford, 2010

Season, Rookie

354	Sam Bradford, 2010
218	Dieter Brock, 1985
192	Tony Banks, 1996

Game

40	Marc Bulger, @ New York Giants, 10/2/05
36	Marc Bulger, vs. San Diego, 11/10/02
35	Dieter Brock, vs. San Francisco, 10/27/85
	Kurt Warner, @ Seattle, 9/10/00
	Marc Bulger, @ Green Bay, 11/29/04
	Sam Bradford, vs. Minnesota, 12/16/12

Game, Opponent

39	Drew Brees, vs. New Orleans, 12/15/2013
37	Richard Todd, @ New York Jets, 9/25/83
	Kent Graham, @ Arizona, 9/29/96
	Mark Brunell, vs. Jacksonville, 10/20/96
36	Tony Eason, vs. New England, 11/16/86
	Josh McCown, vs. Chicago, 11/24/13

Consecutive Passes Completed

18	Jim Everett, vs. New York Giants, 11/12/89
16	Jim Everett, vs. Kansas City, 11/10/91
15	Tony Banks, vs. New York Jets, 10/11/98
	Kurt Warner, @ Washington, 11/24/02

COMPLETION PERCENTAGE

Career (500 att.)

66.4%	Kurt Warner, 1998-2003 (1,688-1,121)
62.1%	Marc Bulger, 2001-09 (2,924-1,829)
58.6%	Sam Bradford, 2010-14 (1,760-1,032)

Season (min. 200 att.)

67.7%	Kurt Warner, 2000 (347-235)
66.2%	Marc Bulger, 2004 (495-321)
65.1%	Kurt Warner, 1999 (499-325)

Season, Rookie (min. 100 att.)

60.0%	Sam Bradford, 2010 (590-354)
59.7%	Dieter Brock, 1985 (365-218)
56.3%	Ryan Fitzpatrick, 2005 (135-76)

Game (20 att.)

86.9%	Kurt Warner, vs. San Francisco, 10/10/99 (23-20)
85.7%	Jim Everett, vs. New York Giants, 10/18/92 (21-18)
85.5%	Austin Davis, vs. Seattle, 10/20/14 (20-17)
84.4%	Kurt Warner, vs. Minnesota 12/10/00 (32-27)

Game (20 att.), Opponent

91.3%	Vinny Testaverde, vs. Cleveland, 12/26/93 (21-23)
84.6%	Kerry Collins, vs. New York Giants, 9/15/02 (22-26)
85.7%	Alex Smith, vs. Kansas City, 10/27/14 (24-28)
84.4%	Carson Palmer, at Arizona, 12/8/13 (27-32)

YARDS GAINED

Career

23,758	Jim Everett, 1986-93
22,814	Marc Bulger, 2001-09
22,223	Roman Gabriel, 1962-72

Season

4,830	Kurt Warner, 2001
4,353	Kurt Warner, 1999
4,310	Jim Everett, 1989

Season, Rookie

3,512	Sam Bradford, 2010
2,658	Dieter Brock, 1985
2,544	Tony Banks, 1996

Game

*554	Norm Van Brocklin, vs New York Yanks, 9/28/51
509	Vince Ferragamo, vs. Chicago, 12/26/82
454	Jim Everett, @ New Orleans, 11/26/89

Game, Opponent

483	Boomer Esiason, vs. Cincinnati, 10/7/90
462	Steve Young, vs. San Francisco, 11/28/93
446	Richard Todd, @ New York Jets, 9/25/83

Most Seasons, 3,000 or More Passing Yards

5	Jim Everett, 1988-92
3	Kurt Warner, 1999-01
	Marc Bulger, 2003-04, 2006
2	Vince Ferragamo, 1980, 1983
	Sam Bradford, 2010, 2012

Most Games, 300 or More Passing Yards, Career

30	Kurt Warner, 1998-2003
27	Marc Bulger, 2001-09
20	Jim Everett, 1986-93

Most Games, 300 or More Passing Yards, Season

†9	Kurt Warner, 1999
	Kurt Warner, 2001
8	Marc Bulger, 2006
7	Kurt Warner, 2000

Most Consecutive Games, 300 or More Passing Yards

†6	Kurt Warner, 2000
4	Kurt Warner, 1999
3	Jim Everett, 1989, 1991
	Mark Rypien, 1995
	Marc Bulger, 2006

Longest Pass Completion

96t	Frank Ryan (to Matson), vs. Pittsburgh, 10/1/61
95t	Bill Munson (to Pope), vs. Green Bay, 12/3/64
93t	Bill Wade (to Phillips), @ Green Bay, 11/16/58
	Roman Gabriel (to Tucker), vs. San Francisco, 11/9/69

Opponent/Longest Pass Completion

98t	Jim Hart (to Rashad), @ St. Louis, 12/10/72
95t	Joe Montana (to Taylor), vs. San Francisco, 12/11/89
91t	Bart Starr (to Dowler), vs. Green Bay, 12/17/60

AVERAGE GAIN

Career (500 att.)

8.56	Kurt Warner, 1998-2003 (1,688-14,447)
8.49	Norm Van Brocklin, 1959-57 (1,897-16,114)
8.01	James Harris, 1972-76 (652-5,220)

Season (Qualifiers)

10.14	Norm Van Brocklin, 1954 (260-2,637)
9.88	Kurt Warner, 2000 (347-3,429)
9.61	Bob Waterfield, 1945 (172-1,653)

Game (20 att.)

15.40	Norm Van Brocklin, @ Chicago Bears, 11/16/52
15.19	Roman Gabriel, vs. San Francisco, 11/9/69
15.03	James Harris, @ Miami, 10/3/76

Game (20 att.), Opponent

15.86	Ed Brown, vs. Chicago, 10/9/60
14.46	Milt Plum, vs. Detroit, 11/1/64
14.44	Steve Young, vs. San Francisco, 11/28/93

TOUCHDOWNS

Career

154	Roman Gabriel, 1962-72
142	Jim Everett, 1986-92
122	Marc Bulger, 2001-09

Season

41	Kurt Warner, 1999
36	Kurt Warner, 2001
31	Jim Everett, 1988

Season, Rookie

18	Sam Bradford, 2010
16	Dieter Brock, 1985
15	Tony Banks, 1996

Game

5	Bob Waterfield, vs. New York Bulldogs, 11/27/49
	Norm Van Brocklin, vs. Detroit, 10/29/50
	Norm Van Brocklin, @ New York Yanks, 9/28/51
	Bob Waterfield, vs. Green Bay, 12/16/51
	Roman Gabriel, vs. Cleveland, 12/12/65
	Vince Ferragamo, vs. New Orleans, 11/2/80
	Vince Ferragamo, vs. San Francisco, 10/23/83
	Jim Everett, @ New York Giants, 9/25/88
	Kurt Warner, vs. San Francisco, 10/10/99
4	Many times, last by Marc Bulger, vs. Washington, 12/24/06
3	Many times, last by Austin Davis, @ Phi, 10/5/14

Game, Opponent

5	Dan Marino, vs. Miami, 12/14/86
4	Jeff George, @ Oakland, 9/28/97
	Eli Manning, @ New York Giants, 10/2/05
	Tom Brady, vs. New England, 10/28/12
3	Many times, last by E. Manning, vs. NYG, 12/21/14

Most Games, Four or More Touchdowns Passes, Career

6	Norm Van Brocklin, 1949-57
	Jim Everett, 1986-93
5	Vince Ferragamo, 1977-80, 1982-84
4	Roman Gabriel, 1962-72

Most Games, Four or More Touchdowns Passes, Season

4	Vince Ferragamo, 1980
3	Kurt Warner, 2001
2	Norm Van Brocklin, 1957
	Jim Everett, 1988
	Jim Everett, 1990

Kurt Warner, 2000

HAD INTERCEPTED

Career

128 Bob Waterfield, 1945-52
127 Norm Van Brocklin, 1949-57
123 Jim Everett, 1986-93

Season

24 Bob Waterfield, 1949
23 Vince Ferragamo, 1983
22 Bill Wade, 1958
Kurt Warner, 2001
Marc Bulger, 2003

Game

7 Parker Hall, vs. Green Bay, 11/18/42
Bob Waterfield, @ Green Bay, 10/17/58
6 Norm Van Brocklin, vs. Baltimore, 12/4/54
Bill Wade, vs. Detroit, 10/26/56
Norm Van Brocklin, vs. Detroit, 10/13/57
Chris Chandler, @ Carolina, 12/12/04
5 Norm Van Brocklin, @ San Francisco, 10/28/51
Ryan Fitzpatrick, @ Minnesota, 12/11/05
Gus Frerotte, @ Baltimore, 10/14/07

Most Consecutive Passes Attempted, None Intercepted

249 Marc Bulger, 2005-06
206 Roman Gabriel, 1968-69
169 *Sam Bradford, 2010

LOWEST PERCENTAGE

PASSES INTERCEPTED

Career (500 att.)

2.15 Sam Bradford, 2010- (1,760-38)
2.93 Marc Bulger, 2001-09 (3,171-93)
3.38 Roman Gabriel, 1962-72 (3,313-112)

Season (Qualifiers)

1.40 Marc Bulger, 2006 (588-8)
1.75 Roman Gabriel, 1969 (399-7)
2.08 Trent Green, 2000 (240-5)

Season, Rookie (Qualifiers)

2.54 Sam Bradford, 2010 (590-15)
3.56 Dieter Brock, 1985 (365-13)
4.07 Tony Banks, 1996 (368-15)

TIMES SACKED

Career

279 Roman Gabriel, 1962-72
254 Marc Bulger, 2001-09
186 Jim Everett, 1986-93

Season

51 Dieter Brock, 1985
49 Marc Bulger, 2006
48 Roman Gabriel, 1966
Tony Banks, 1996

Game

10 Bill Munson, @ San Francisco, 12/6/64
James Harris, vs. San Francisco, 10/11/76
8 Roman Gabriel, @ Green Bay, 9/25/66
Tony Banks, vs. San Francisco, 10/25/98
7 Many times, Last by Austin Davis, at
Kansas City, 10/26/14

Game, Opponent

10 Bob Barry, vs. Atlanta 9/28/65
9 Mike Ray, vs. Tampa Bay, 11/5/78
Dave Wilson, vs. New Orleans, 11/3/85
Steve Beuerlein, @ Los Angeles Raiders, 9/18/88
Rob Johnson, @ Buffalo, 9/20/98
Kevin Kolb, vs. Arizona, 10/4/12
8 Joe Montana, @ San Francisco, 12/18/88
Daunte Culpepper, vs. Minnesota, 11/30/03
8 Colin Kaepernick, @ San Francisco, 11/3/19

PASS RECEIVING

RECEPTIONS

Most Seasons Leading Team

9 Henry Ellard, 1984-93
7 Torry Holt, 1999-2008
5 Tom Fears, 1948-55

Most Consecutive Seasons Leading Team

8 Henry Ellard, 1984-91
7 Torry Holt, 2002-08
4 Jim Phillips, 1960-63

Career

942 Isaac Bruce, 1994-2007
869 Torry Holt, 1999-2008
593 Henry Ellard, 1983-1993

Season

119 Isaac Bruce, 1995
117 Torry Holt, 2003
102 Torry Holt, 2005

Season, Rookie

54 Eddie Kennison, 1996
53 Donnie Avery, 2008
52 Torry Holt, 1999

Season, Running Back

90 Steven Jackson, 2006
87 Marshall Faulk, 1999
83 Marshall Faulk, 2001

Game

18 Tom Fears, vs. Green Bay, 12/3/50
15 Willie Anderson, @ New Orleans, 11/26/89
Isaac Bruce, vs. Miami, 12/24/95
Danny Amendola, vs. Washington, 9/16/12
14 Dick Hoerner, vs. New York Yanks, 11/19/50

Game, Opponent

16 Jerry Rice, @ San Francisco, 11/20/94
Keenan McCardell, vs. Jacksonville, 10/20/96
13 Larry Centers, @ Arizona, 9/29/96
12 Andre Rison, @ Atlanta, 9/11/94

Most Consecutive Games, Pass Reception

153 Torry Holt, 1999-2008
81 Henry Ellard, 1986-92
Marshall Faulk, 1999-2004
70 Jim Phillips, 1958-63

Most Seasons 50 or More Pass Receptions

11 Isaac Bruce, 1995-97, 1999-2004, 2006-07
10 Torry Holt, 1999-2008
7 Henry Ellard, 1985, 1987-1991, 1993

YARDS

Most Seasons Leading Team

9 Henry Ellard, 1984-91, 1993
Torry Holt, 2000-08
5 Tom Fears, 1948-55

Most Consecutive Seasons Leading Team

9 Torry Holt, 2000-08
8 Henry Ellard, 1984-91
4 Jim Phillips, 1960-63

Career

14,109 Isaac Bruce, 1994-2007
12,660 Torry Holt, 1999-2008
9,761 Henry Ellard, 1983-93

Season

1,781 Isaac Bruce, 1995
1,696 Torry Holt, 2003
1,635 Torry Holt, 2000

Season, Rookie

924 Eddie Kennison, 1996
788 Torry Holt, 1999
786 Bucky Pope, 1964

Season, Running Back

1,049 Marshall Faulk, 1999
 830 Marshall Faulk, 2000
 825 Amp Lee, 1997

Game

*336 Willie Anderson, @ New Orleans, 11/26/89
 303 Jim Benton, @ Detroit, 11/22/45
 238 Harold Jackson, vs. Dallas, 10/14/73

Game, Rookie

226 Eddie Kennison, @ Atlanta, 12/15/96
 208 Jim Phillips, @ Green Bay, 11/16/58
 163 Donnie Avery, @ New England, 10/26/08

Game, Opponent

286 John Taylor, vs. San Francisco, 12/11/89
 257 Billy Wilson, vs. San Francisco, 10/3/54
 241 Jerry Rice, @ San Francisco, 12/9/85

Longest Pass Reception

96t Ollie Matson (from Frank Ryan), vs. Pittsburgh, 10/1/61
 95t Bucky Pope (from Bill Munson), vs. Green Bay, 12/13/64
 93t Jim Phillips (from Bill Wade), @ Green Bay, 11/16/58
 Wendell Tucker (from Roman Gabriel), vs. San Francisco, 11/9/69

Most Seasons, 1,000 or More Yards Pass Receiving

9 Isaac Bruce, 1995-96, 1999-2004, 2006
 8 Torry Holt, 2000-07
 4 Henry Ellard, 1988-91

Most Games, 100 or More Yards Pass Receiving, Career

46 Torry Holt, 1999-2008
 43 Isaac Bruce, 1994-2007
 26 Henry Ellard, 1983-93

Most Games, 100 or More Yards Pass Receiving, Season

10 Torry Holt, 2003
 9 Isaac Bruce, 1995
 8 Elroy Hirsch, 1951
 Torry Holt, 2000

Most Consecutive Games, 100 or More Yards, Pass Receiving

6 Isaac Bruce, 1995
 5 Elroy Hirsch, 1951
 Bob Boyd, 1954
 3 Isaac Bruce, 2004

Most Consecutive Games, 150 or More Yards, Pass Receiving

3 Isaac Bruce, 1995
 2 Tom Fears, 1950-51
 Torry Holt, 2000
 Torry Holt, 2003
 Torry Holt, 2004

AVERAGE GAIN**Career (150 receptions)**

20.5 Bob Boyd, 1950-57 (176-3,611)
 20.3 Willie Anderson, 1988-94 (259-5,246)
 18.3 Elroy Hirsch, 1949-57 (343-6,289)

Game (3 receptions)

*63.0 Torry Holt, @ Atlanta, 9/24/00 (3-189)
 50.3 Jack Snow, @ Baltimore, 10/15/67 (3-151)
 49.7 Bob Boyd, @ Green Bay, 10/17/54 (3-149)

Game (3 receptions), Opponent

55.3 Koren Robinson, vs. Seattle, 10/20/02 (3-166)
 49.3 Charley Taylor, vs. Washington, 10/22/67 (3-148)
 44.0 Charles Wilson, vs. Tampa Bay, 12/11/94 (4-176)

TOUCHDOWNS**Career**

84 Isaac Bruce, 1994-2007
 74 Torry Holt, 1999-2008
 53 Elroy Hirsch, 1949-57

Season

17 Elroy Hirsch, 1951
 13 Harold Jackson, 1973
 Isaac Bruce, 1995
 12 Isaac Bruce, 1999
 Torry Holt, 2003

Season, Rookie

10 Bucky Pope, 1964
 8 Eddie Kennison, 1996
 6 Leon Clarke, 1956
 Torry Holt, 1999

Game

4 Bob Shaw, vs. Washington, 12/11/49
 Elroy Hirsch, @ New York Yanks, 9/28/51
 Harold Jackson, vs. Dallas, 10/14/73
 Isaac Bruce, vs. San Francisco, 10/10/99
 3 Many times, Last by Torry Holt, vs. Seattle, 10/15/06
 2 **Many times, Last by Tavon Austin, at Ari., 10/4/15**

Game, Opponent

4 Mike Ditka, vs. Chicago, 10/13/63
 3 Many times, last by Torrey Smith, vs. Baltimore, 9/25/11
 2 Many times, last by Odell Beckham, vs. NYG, 12/21/14

Most Consecutive Games, Touchdown

11 Elroy Hirsch, 1950-51
 6 Henry Ellard, 1988-89
 5 Jim Benton, 1938-39
 Jack Snow, 1967-68
 Harold Jackson, 1973
 Torry Holt, 2003, 2006

PUNTING**Career**

449 Donnie Jones, 2007-11
 432 Dale Hatcher, 1985-89, 1991
 380 Sean Landeta, 1993-96, 2003-04

Season

105 Donnie Jones, 2011
 97 Dale Hatcher, 1986
 94 Donnie Jones, 2010
 93 Ken Clark, 1979

Season, Rookie

93 Ken Clark, 1979
 87 Dale Hatcher, 1985
 82 **Johnny Hekker, 2012**
 77 Rusty Jackson, 1976

Game

12 Parker Hall, vs. Green Bay, 11/26/39
 Rusty Jackson, @ San Francisco, 11/21/76
 11 Danny Villanueva, vs. Dallas, 9/30/62
 Danny Villanueva, @ Pittsburgh, 9/13/64
 Donnie Jones, vs. San Francisco, 1/3/2010
 10 Many times, last by Donnie Jones, vs. Seattle, 11/20/11

Game, Opponent

14 George Taliaferro, vs. New York Yanks, 9/28/51
 11 Tom Girard, vs. Green Bay, 12/3/50
 Gerry Collins, vs. Cleveland, 12/12/65
 Bobby Joe Green, @ Chicago, 12/2/73
 Tom Wittum, @ San Francisco, 11/21/76
 Hermon Weaver, @ Seattle, 11/4/79
 10 Many times, Last by Tommy Barnhardt, @ New Orleans, 11/26/89

Longest Punt

88 Bob Waterfield, @ Green Bay, 10/17/48
 86 Bob Waterfield, @ Green Bay, 10/5/47
 80 Donnie Jones, @ Seattle, 10/21/07
 Parker Hall, vs. Philadelphia 12/3/39

Longest Punt, Opponent

76	Sammy Baugh, @ Washington, 11/5/44
75	Sam Baker, vs. Dallas, 9/30/62
74	Jack Jacobs, @ Green Bay, 10/5/47

AVERAGE GROSS YARDS

Career (250 punts)

46.6	Donnie Jones, 2007-11 (449-20,924)
44.3	Danny Villanueva, 1961-64 (296-13,009)
44.1	Sean Landeta, 1993-96, 2003-04 (380-16,747)

Season (Qualifiers)

50.0	Donnie Jones, 2008 (82-4,100)
47.2	Donnie Jones, 2007 (78-3,684)
46.8	Donnie Jones, 2009 (90-4,212)

Season, Rookie (Qualifiers)

45.8	Johnny Hekker, 2012 (82-3,756)
43.6	John Misko, 1982 (45-1,961)
43.2	Dale Hatcher, 1985 (87-3,735)

Game (4 punts)

56.9	Johnny Hekker, vs. Arizona, 10/4/12 (7-398)
56.3	Donnie Jones, vs. Arizona, 11/22/09 (4-225)
56.2	Donnie Jones, vs. Buffalo, 9/28/08 (5-281)
56.0	Donnie Jones, vs. Arizona, 10/7/07 (4-224)

Game, Opponent (4 Punts)

59.5	Mike Scifres, vs. Chargers, 10/17/10 (6-357)
57.3	Fred Morrison, @ Chicago Bears, 11/16/52 (4-229)
56.8	Sammy Baugh, @ Washington, 10/26/41 (6-341)

HAD BLOCKED

Career

5	Bob Waterfield, 1945-52
4	Dale Hatcher, 1985-89, 1991
2	Many players, last by John Misko, 1982-84

Season

2	Bob Waterfield, 1950 Jon Kilgore, 1967 Rusty Jackson, 1976 Glen Walker, 1978 Ken Clark, 1979
1	Many times, last by Johnny Hekker, 2014

Most Consecutive Punts, None Blocked

425	Donnie Jones, 2007-2011
380	Sean Landeta, 1993-96, 2003-04
299	Norm Van Brocklin, 1951-57

PUNT RETURNS

Most Seasons Leading Team

5	Henry Ellard, 1983-93
4	Jon Arnett, 1957-63 Jim Bertelsen, 1972-76
3	Verda (V.T.) Smith, 1949-53 Woodley Lewis, 1950-55 Alvin Haymond, 1969-71 LeRoy Irvin, 1980-89 Eddie Kennison, 1996-98 Az-Zahir Hakim, 1998-2001

Most Consecutive Seasons Leading Team

5	Henry Ellard, 1983-87
4	Jim Bertelsen, 1972-76
3	Verda (V.T.) Smith, 1949-51 Woodley Lewis, 1952-54 Alvin Haymond, 1969-71 LeRoy Irvin, 1980-82 Eddie Kennison, 1996-98 Az-Zahir Hakim, 1999-2001

RETURNS

Career

146	LeRoy Irvin, 1980-89
135	Henry Ellard, 1983-93
112	Az-Zahir Hakim, 1998-2001

Season

56	Eddie Brown, 1979
53	Alvin Haymond, 1970 Todd Kinchen, 1995
52	Jackie Wallace, 1978

Season, Rookie

42	LeRoy Irvin, 1980
30	Tavon Austin, 2013
29	Darryl Henley, 1989 Eddie Kennison, 1996 Verda (V.T.) Smith, 1949

Game

7	Many times, last by Az-Zahir Hakim, @ Tennessee, 10/31/99
6	Many times, last by Vernon Turner, vs. New England, 9/13/92
5	Many times, last by Danny Amendola, vs. San Francisco, 1/3/2010

Game, Opponent

8	Kevin Miller vs. Minnesota, 12/2/79 DeSean Jackson, @ Philadelphia, 9/7/08
7	Many times, last by Leon Washington, vs. Seattle, 11/20/11

YARDS GAINED

Career

1,527	Henry Ellard, 1983-93
1,451	LeRoy Irvin, 1980-89
1,278	Az-Zahir Hakim, 1998-2001

Season

618	Jackie Wallace, 1978
615	LeRoy Irvin, 1981
501	Henry Ellard, 1985

Season, Rookie

427	Verda (V.T.) Smith, 1949
423	Eddie Kennison, 1996
296	Henry Ellard, 1983

Game

*207	LeRoy Irvin, @ Atlanta, 11/14/81
145	Tavon Austin, @ Indianapolis, 11/10/13
143	Tavon Austin, @ Washington, 12/7/14
127	LeRoy Irvin, @ San Francisco, 10/9/81

Game, Opponent

128	Tyrone Hughes, vs. New Orleans, 10/3/93 Darrien Gordon, @ San Diego, 11/27/94
127	Patrick Peterson, @ Arizona, 11/6/11
125	Dana McLemore, @ San Francisco, 11/16/80
122	Robert Brooks, @ Green Bay, 10/9/94

Longest Punt Return

*103t	Robert Bailey, @ New Orleans, 10/23/94
98t	Tavon Austin, @Indianapolis, 11/10/13
90t	Dick Bass, vs. Green Bay, 12/17/61
90t	Stedman Bailey vs. Seattle, 10/19/14
88t	Tom Harmon, vs. Detroit, 11/23/47
88t	Nick Miller, vs. Arizona, 11/27/11

Longest Punt Return, Opponent

99t	Patrick Peterson, @ Arizona, 11/6/11
94t	Darrien Gordon, @ Denver, 9/14/97
93t	Dana McLemore, @ San Francisco, 1/2/82
90t	Nate Burleson, @ Seattle, 11/12/06

AVERAGE YARDAGE

Career (Min. 75 ret.)

- 11.4 Az-Zahir Hakim, 1998-2001 (112-1,278)
- 11.3 Henry Ellard, 1983-93 (135-1,527)
- 11.1 Danny Amendola, 2009-12 (81-899)

Season (Qualifiers)

- 18.5 Woodley Lewis, 1952 (19-351)
- 15.8 Verda (V.T.) Smith, 1949 (27-427)
- 15.6 Les Horvath, 1948 (13-203)

Season, Rookie (Qualifiers)

- 15.8 Verda (V.T.) Smith, 1949 (27-427)
- 14.6 Eddie Kennison, 1996 (29-423)
- 14.5 Jim Bertelsen, 1972 (16-232)

Game

- 40.0 Woodley Lewis @ Detroit, 10/18/53 (3-120)
- 39.3 Jon Arnett vs. Chicago, 11/2/58 (3-118)
- 36.3 Tavon Austin @ Indianapolis, 11/10/13 (4-145)**
- 35.8 Tavon Austin, @ Washington, 12/7/14 (4-143)**
- 34.7 Henry Ellard @ Atlanta, 10/22/84 (3-104)

Game, Opponent (3 returns)

- 36.0 Art Jones, vs. Pittsburgh, 9/7/41 (3-108)
- George McAfee, @ Chicago Bears, 10/10/48 (3-108)
- 32.0 Tyrone Hughes, vs. New Orleans, 13/3/93 (4-128)
- 31.8 Patrick Peterson, @ Arizona, 11/6/11 (4-127)

TOUCHDOWNS

Career

- 4 LeRoy Irvin, 1980-89
- Henry Ellard, 1983-91
- 3 Woodley Lewis, 1950-55
- Eddie Kennison, 1996-98
- Tavon Austin, 2013-present**
- 2 Todd Kinchen, 1992-95
- Az-Zahir Hakim, 1998-2001

Season

- 3 LeRoy Irvin, 1981
- 2 Woodley Lewis, 1952
- Henry Ellard, 1984
- Todd Kinchen, 1992
- Eddie Kennison, 1996
- 1 Many times, last by Tavon Austin, 2015**

Season, Rookie

- 2 Todd Kinchen, 1992
- Eddie Kennison, 1996
- 1 Verda (V.T.) Smith, 1949
- Henry Ellard, 1983
- Tavon Austin, 2013**

Game

- †2 Leroy Irvin, @ Atlanta, 10/11/81
- Todd Kinchen, vs. Atlanta, 12/27/92
- 1 Many times, last by Tavon Austin, @ GB., 10/11/15**

Game, Opponent

- 2 Jack Christiansen, vs. Detroit, 10/14/51
- 1 Many times, last by Patrick Peterson, vs. Ari. 11/25/11

KICKOFF RETURNS

Most Seasons Leading Team

- 5 Ron Brown, 1984-89, 1991
- 3 Fred Gehrke, 1940, 1945-49
- Jon Arnett, 1957-63
- Cullen Bryant, 1973-82, 1987
- Drew Hill, 1979-84
- Barry Redden, 1982-86
- Tony Horne, 1998-00
- 2 Woodley Lewis, 1950-55
- Carver Shannon, 1962-64
- Willie Ellison, 1967-72

- Ron Smith, 1968-69
- Vernon Turner, 1991-92
- J.T. Thomas, 1995-98
- Arlen Harris, 2003-04
- Dante Hall, 2007-08
- Danny Amendola, 2009-10

Most Consecutive Seasons Leading Team

- 5 Ron Brown, 1985-89
- 3 Drew Hill, 1979-81
- Barry Redden, 1982-84
- Tony Horne, 1998-00
- 2 Woodley Lewis, 1953-54
- Carver Shannon, 1963-64
- Ron Smith, 1968-69
- Vernon Turner, 1991-92
- Arlen Harris, 2003-04
- Dante Hall, 2007-08
- Danny Amendola, 2009-10

RETURNS

Career

- 171 Drew Hill, 1979-84
- 169 Ron Brown, 1984-89, 1991
- 143 Tony Horne, 1998-2000

Season

- 66 Danny Amendola, 2009
- 60 Drew Hill, 1981
- 57 Tony Horne, 2000

Season, Rookie

- 56 Tony Horne, 1998
- 51 Arlen Harris, 2003
- 49 David Thompson, 1997

Game

- 9 Danny Amendola, @ Tennessee, 12/13/09
- 8 Tony Horne, @ Kansas City, 10/22/00
- Chris Johnson, @ Indianapolis, 10/17/05
- Derek Stanley, vs. Pittsburgh, 12/20/07
- Danny Amendola, vs. Green Bay, 9/27/09
- 7 Many times, last by Danny Amendola, vs. Atlanta, 11/21/10

Game, Opponent

- 8 DeRon Jenkins, vs. San Diego, 10/1/00
- Bethel Johnson, @ Minnesota, 12/31/06
- Pierre Thomas, @ New Orleans, 11/11/07
- 7 Tim Dwight, @ Atlanta, 10/17/99
- Dino Philyaw, vs. New Orleans, 11/28/99
- Dino Philyaw, @ New Orleans, 12/12/99
- Steve Smith, vs. Carolina, 11/11/01
- Maurice Morris, vs. Seattle, 10/20/02
- Kevin Kasper, vs. Arizona, 12/15/02
- 6 Many times, last by LaRod Stephens-Howling, vs. Arizona, 12/5/10

YARDS GAINED

Career

- 3,918 Ron Brown, 1984-89, 1991
- 3,577 Tony Horne, 1998-2000
- 3,438 Drew Hill, 1979-84

Season

- 1,618 Danny Amendola, 2009
- 1,379 Tony Horne, 2000
- 1,306 Tony Horne, 1998

Season, Rookie

- 1,306 Tony Horne, 1998
- 1,175 Arlen Harris, 2003
- 1,110 David Thompson, 1997

Game

- 267 Tony Horne, @ Kansas City, 10/22/00

229 Derek Stanley, vs. Pittsburgh, 12/20/07
217 Danny Amendola, @ Tennessee, 12/13/09

Game, Opponent

304 Tyrone Hughes, @ New Orleans, 10/23/94
294 Wally Triplett, vs. Detroit, 10/29/50
252 Steve Smith, vs. Carolina, 11/11/01

Longest Kickoff Return

105t Jon Arnett, vs. Detroit, 10/29/61
Travis Williams, vs. New Orleans, 12/5/71
103t Tom Wilson, @ Baltimore, 11/25/56
Tony Horne, vs. Atlanta 10/15/00
102t Tony Horne, vs. Atlanta, 11/29/98

Longest Kickoff Return, Opponent

105t Abe Woodson, vs. San Francisco, 11/8/53
Stefan Logan, at Detroit, 10/10/10
104t Travis Williams, vs. Green Bay, 12/9/67
103t Russ Craft, vs. Philadelphia, 10/7/50

AVERAGE YARDAGE

Career (Min. 75 returns)

26.3 Ron Brown, 1984-89, 91 (149-3,918)
24.7 Tony Horne, 1998-2000 (143-3,575)
23.8 Woodley Lewis, 1950-55 (109-2,575)
23.5 Danny Amendola, 2009-12 (118-2,776)

Season (Qualifiers)

33.7 Verda (V.T.) Smith, 1950 (22-742)
32.8 Ron Brown, 1985 (28-918)
31.8 Tom Wilson, 1956 (15-477)

Season, Rookie (Qualifiers)

31.8 Tom Wilson, 1956 (15-477)
28.0 Jon Arnett, 1957 (18-504)
27.1 Ron Waller, 1955 (17-461)

Game (3 returns)

51.7 Tommy Wilson, vs. Green Bay, 12/6/59
51.5 Tony Horne, vs. Atlanta, 11/29/98
50.3 Verda (V.T.) Smith, vs. Detroit 10/29/50

Game, Opponent (3 returns)

73.5 Wally Triplett, vs. Detroit, 10/29/50
52.7 Abe Woodson, vs. San Francisco, 11/8/53
51.8 Joe Scott, @ New York Giants, 11/14/78

TOUCHDOWNS

Career

4 Ron Brown, 1984-89, 1991
Tony Horne, 1998-2000
3 Verda (V.T.) Smith, 1949-53
Cullen Bryant, 1973-82, 1987
2 Jon Arnett, 1957-63

Season

3 Verda (V.T.) Smith, 1950
Ron Brown, 1985
2 Tony Horne, 1999
1 Many times, last by Chris Johnson, 2005

Game

†2 Ron Brown, vs. Green Bay, 11/24/85
1 Many times, last by Chris Johnson, vs. Seattle, 10/9/05

Game, Opponent

2 Tyrone Hughes, @ New Orleans, 10/23/94
Devin Hester, vs. Chicago, 12/11/06
1 Many times, last by Knile Davis, at Kansas City,
10/16/14

FIELD GOAL RETURNS

Longest Field Goal Return

99t Jerry Williams, vs. Green Bay, 12/16/51

Longest Field Goal Return, Opponent

83t Kevin Ross, vs. Atlanta, 10/12/95

COMBINED KICK RETURNS

MOST RETURNS

Career

215 Woodley Lewis, 1950-55
207 Danny Amendola, 2009-12
179 Jon Arnett, 1957-63

Season

97 Danny Amendola, 2009
90 Danny Amendola, 2010
88 Alvin Haymond, 1970
Todd Kinchen, 1995

YARDS GAINED

Game

294 Woodley Lewis, @ Detroit, 10/18/53
267 Tony Horne, @ Kansas City, 10/22/00
262 Dante Hall, @ Dallas, 9/30/07

Game, Opponent

347 Tyrone Hughes, @ New Orleans, 10/23/94
294 Wally Triplett, vs. Detroit, 10/29/50
267 Steve Smith, vs. Carolina, 11/11/01

TOUCHDOWNS

Career

4 Verda (V.T.) Smith, 1949-53
Woodley Lewis, 1950-55
LeRoy Irvin, 1980-89
Henry Ellard, 1983-91
Ron Brown, 1984-89, 1991
Tony Horne, 1998-2000
3 Jon Arnett, 1957-63
Cullen Bryant, 1973-82, 1987
Eddie Kennison, 1996-1998
2 Fred Gehrke, 1940, 1945-49
Tom Kalmanir, 1949-51
Todd Kinchen, 1992-95
Az-Zahir Hakim, 1998-2001

COMBINED NET YARDAGE

Includes rushing, receiving, interception returns, kickoff returns, punt returns, and fumble returns.

ATTEMPTS

Career

2,806 Steven Jackson, 2004-12
1,919 Marshall Faulk, 1999-2006
1,648 Eric Dickerson, 1983-87

Season

442 Eric Dickerson, 1983
436 Steven Jackson, 2006
432 Eric Dickerson, 1986

Season, Rookie

*442 Eric Dickerson, 1983
320 Jerome Bettis, 1993
212 Larry Smith, 1969

Game

44 Jerome Bettis, vs. Chicago, 1/2/94 (ru 39, re 5)
39 Five times, last by Steven Jackson, vs. Washington,
12/24/06 (ru 33, re 6)
38 Jerome Bettis, @ Kansas City, 9/25/94 (ru 35, re 2)

YARDS

Career

14,311 Isaac Bruce, 1994-2007
13,538 Steven Jackson, 2004-12
12,732 Torry Holt, 1999-2008

Season

2,429 Marshall Faulk, 1999
 2,401 Steven Jackson, 2006
 2,259 Eric Dickerson, 1984

Season, Rookie

2,212 Eric Dickerson, 1983
 1,801 Eddie Kennison, 1996
 1,673 Jerome Bettis, 1993

Game

336 Willie Anderson, @ New Orleans, 11/26/89
314 Tavon Austin, @ Indianapolis, 11/10/13
 303 Jim Benton, vs. Detroit, 11/22/45
 286 Marshall Faulk, vs. Atlanta, 10/15/00

INTERCEPTIONS BY**Career**

46 Ed Meador, 1959-70
 37 Nolan Cromwell, 1977-87
 34 LeRoy Irvin, 1980-89

Season

*14 Dick (Night Train) Lane, 1952
 12 Woodley Lewis, 1950
 11 Will Sherman, 1955

Season, Rookie

*14 Dick (Night Train) Lane, 1952
 12 Woodley Lewis, 1950
 9 George Sims, 1949
 Don Burroughs, 1955

Game

3 Many times, last by Keith Lyle, @ Atlanta, 12/15/96
2 Many times, last by Trumaine Johnson, vs. Oakland, 11/30/14
1 Many times, last by Janoris Jenkins, @ CIN, 11/29/15

Game, Opponent

4 Dave Baker, vs. San Francisco, 12/4/60
 3 Many times, last by Adrian Wilson and Kerry Rhodes, vs. Arizona, 9/12/10
 2 Many times, last by Patrick Peterson, at Arizona, 11/9/14

Consecutive Games Intercepted By

6 Will Sherman, 1954-55
 5 Dick (Night Train) Lane, 1952
 4 Nolan Cromwell, 1980
 Kirk Collins, 1983
 Oshiomogho Atogwe, 2007

YARDS GAINED**Career**

671 Nolan Cromwell, 1977-87
 654 LeRoy Irvin, 1980-89
 547 Ed Meador, 1959-70

Season

298 Dick (Night Train) Lane, 1952
 275 Woodley Lewis, 1950
 205 Travis Fisher, 2003

Season, Rookie

298 Dick (Night Train) Lane, 1952
 275 Woodley Lewis, 1950
 152 Jack Morris, 1958

Game

107 Aaron Martin, vs. San Francisco, 10/18/64
 106 Anthony Parker, vs. Jacksonville, 10/20/96
 99 Johnnie Johnson, vs. Green Bay, 9/21/80
Janoris Jenkins @ San Diego, 11/23/14

Game, Opponent

111 Ace Parker, vs. Brooklyn, 11/17/40
 108 Felix Wright, vs. Cleveland, 10/26/87
 105 Malcolm Jenkins, at New Orleans, 12/12/10

Longest Returns

99t Johnnie Johnson, vs. Green Bay, 9/21/80
99t Janoris Jenkins, at San Diego, 11/23/14
98t Alec Ogletree, at Houston, 10/13/13
 97t Herb Rich, vs. Dallas Texans, 11/2/52
 Bobby Smith, vs. San Francisco, 10/18/64
 95t Will Sherman, vs. Green Bay, 12/16/56

Longest Return, Opponent

101t Richie Pettibon, @ Chicago, 12/9/62
 Henry Carr, vs. New York Giants, 11/13/66
 99t Tim Lewis, @ Green Bay, 11/18/84
 Dominique Rodgers-Cromartie, @ Arizona, 12/7/08
 97t Reggie Rutland, @ Minnesota, 12/15/91

TOUCHDOWNS**Career**

5 Ed Meador, 1959-70
 LeRoy Irvin, 1980-89
Janoris Jenkins, 2012-
 4 Jack Pardee, 1957-70
 Jim Youngblood, 1973-84
 Rod Perry, 1975-82
 Nolan Cromwell, 1977-87
 Johnnie Johnson, 1980-89

Season

3 Monte Jackson, 1976
 Rod Perry, 1978
Janoris Jenkins, 2012

FUMBLES**OPPONENTS' FUMBLES RECOVERED****Career**

19 Johnnie Johnson, 1980-89
 18 Ed Meador, 1959-70
 17 Nolan Cromwell, 1977-87

Season

5 Andy Robustelli, 1955
 Bill Jabko, 1959
 Ed Meador, 1961
 Johnnie Johnson, 1981
 Brian Young, 2003
 4 Many times, last by Anthony Parker, 1995
3 Many times, last by William Hayes, 2013

Longest Fumble Return

98t Toby Wright, @ New Orleans, 10/23/94
 94t Keith Lyle, @ Atlanta, 9/24/00
 93t Adam Archuleta, vs. Tampa Bay, 10/18/04

Longest Fumble Return, Opponent

85t Eric Hill, vs. Phoenix, 9/1/91
 84t Larry Brink, vs. Chicago Bears, 11/28/54
 82t Donnie Edwards, vs. San Diego, 11/10/02

OPPONENTS' FUMBLES**RETURNED FOR TOUCHDOWNS****Career**

2 Jack Dwyer, 1952-54
 Toby Wright, 1994-97
 Leonard Little, 1998
 1 Mike Jones, 1997-2000
 Devin Bush, 1999-2001
 Dre' Bly, 1999-2002
 Aeneas Williams, 2001-04
 Adam Archuleta, 2001-05
 Victor Adeyanju, 2006
 Oshiomogho Atogwe, 2008
Janoris Jenkins, 2012
Daren Bates, 2013
Chris Long, 2013
Robert Quinn, 2013
Rodney McLeod, 2015

SACKS

TOTAL SACKS

Career (Unofficial)

159.5 David (Deacon) Jones, 1961-71
151.5 Jack Youngblood, 1971-84
94 Merlin Olsen, 1962-76

Season

22 David (Deacon) Jones, 1964
David (Deacon) Jones, 1968
19 **Robert Quinn, 2013**
18 Jack Youngblood, 1979
17 Kevin Carter, 1999

Season, Rookie

9 **Aaron Donald, 2014**
8 David (Deacon) Jones, 1961
6 Kevin Carter, 1995
5 Sean Gilbert, 1992
Robert Quinn, 2011

Game

5 Gary Jeter, @ Los Angeles Raiders, 9/18/88
4.5 Kevin Greene, @ San Francisco, 12/18/88
4 Sean Gilbert, vs. Pittsburgh, 9/12/93
Leonard Little, vs. Minnesota, 11/30/03

Game, Opponent

4 Edmund Nelson, vs. Pittsburgh, 9/16/84
Roy Barker, vs. San Francisco 10/25/98
Darryl Tapp, @ Seattle 10/21/07
3 Many times, last by Chris Clemons, vs. Seattle, 11/20/11
2.5 John Rade, @ Atlanta, 11/17/85
Reggie White, @ Green Bay, 9/3/95
Kevin Greene, vs. Carolina 11/17/96
DaShon Polk, @ Houston 11/27/05
Bryant Young, @ San Francisco 11/18/07
Brian Orakpo, vs. Washington, 10/2/11
Isreal Idonije, @ Chicago, 9/23/12

TACKLES

COMBINED TACKLES

Career

986 **James Laurinaitis, 2009-present**
915 Merlin Olsen, 1962-76
897 Jack Reynolds, 1970-80
896 David (Deacon) Jones, 1961-71

Season

193 London Fletcher, 2000
189 London Fletcher, 2001
185 Jim Collins, 1984

BLOCKED KICKS

BLOCKED PUNTS

Career

10 Ed Meador, 1959-70
8 Jack Youngblood, 1971-84
David (Deacon) Jones, 1961-71
6 Ivory Sully, 1979-84
Nolan Cromwell, 1977-87

Season

4 Ed Meador, 1964
3 Ed Meador, 1962
Irv Cross, 1966
Tony Guillory 1967
Nolan Cromwell, 1987

TEAM RECORDS

GAMES WON

Most Consecutive Games Won (Including postseason)

11 1969
8 1952, 1967, 2001
7 1978, 1985, 1999, 2003

Most Games Won, Season (Regular Season)

14 2001
13 1999
12 1973, 1975, 1978, 2003

Most Consecutive Games Won, Season (Including postseason)

11 1969
8 1952, 1967, 2001
7 1978, 1985, 1999, 2003

Most Consecutive Home Games Won (Regular Season)

15 2002-04
13 1998-2000
11 1973-74, 1976-78

Most Consecutive Road Games Won (Regular Season)

9 2000-02
7 1967-68
1968-69
1975-76
5 1988

GAMES LOST

Most Consecutive Games Lost (Regular Season)

17 2008-09
12 1937-38, 1959-60
11 1991-92

Most Consecutive Home Games Lost (Regular Season)

14 2008-10
11 1961-63
8 1997-98

Most Consecutive Away Games Lost (Regular Season)

12 1991-92
10 1961-62
9 1956-57, 1964-65, 2008-09

SCORING

Most Points, Season

540 2000
526 1999
503 2001

Most Points, Opponent, Season

471 2000
465 2008
438 2007

Fewest Points, Season

75 1937
116 1941
131 1938

Fewest Points, Opponent, Season

135 1975
136 1945
146 1977

Most Points, Game

70 vs. Baltimore, 10/22/50
65 vs. Detroit, 10/29/50
59 vs. Atlanta, 12/4/76
vs. Atlanta, 11/10/96

Most Points, Opponent, Game

56 @ Philadelphia, 10/8/50
@ Baltimore, 11/25/56
54 @ Kansas City, 10/22/00
52 vs. Chicago, 10/13/63

Most Points, Both Teams, Game

97 Rams 70, Baltimore 27, 10/22/50
89 Rams 52, New York Giants 37, 11/14/48
Rams 65, Detroit 24, 10/29/50
88 Rams 57, vs. San Diego 31 10/1/00
@ Kansas City 54, Rams 34, 10/22/00

Fewest Points, Both Teams, Game

6 Many times, last @ New Orleans 6, Rams 0, 11/9/86
7 vs. Chicago Cardinals 7, Rams 0, 11/23/41
@ Chicago Cardinals 7, Rams 0, 9/13/42
9 @ Green Bay 6, Rams 3, 11/14/65
Rams 9, @ Cleveland 0, 11/27/77

Most Points Overcome to Win Game

24 @ Tampa Bay, 12/6/92, (trailed 3-27, won 31-27)
22 @ Green Bay, 10/12/52, (trailed 6-28, won 30-28)
21 @ Green Bay, 11/17/57, (trailed 3-24, won 31-27)
@ Houston, 11/27/05, (trailed 3-24, won 33-27)

Most Points, Opponent, Overcome to Win Game

23 @ Green Bay, 9/12/82, (trailed 23-0, won 35-23)
21 vs. Denver, 12/12/82, (trailed 21-0, won 27-24)
vs. Dallas, 9/21/14, (trailed 21-0, won 34-31)
18 vs. New Orleans, 10/28/01, (trailed 24-6, won 34-31)

Most Points Overcome to Tie Game

28 vs. Philadelphia, 10/3/48, (trailed 0-28, tied 28-28)
17 @ Chicago Cardinals, 11/15/53, (trailed 17-0, tied 24-24)
14 @ Chicago Bears, 10/13/46, (trailed 24-10, tied 24-24)
@ Chicago Cardinals, 11/20/49, (trailed 28-14, tied 28-28)
@ Minnesota, 11/25/62, (trailed 24-10, tied 24-24)

Most Points, First Half

44 vs. Green Bay, 9/21/80
38 vs. Green Bay, 9/24/89
vs. Oakland, 11/30/14
36 vs. St. Louis, 12/15/85

Most Points, Opponent, First Half

42 @ Baltimore, 11/25/56
40 @ New York Jets, 11/9/08
38 @ San Francisco, 10/28/51

Most Points, Both Teams, First Half

55 vs. New York Yanks, 11/18/51 (Rams 34, Yanks 21)
vs. Detroit, 10/30/60 (Rams 34, Lions 21)
51 vs. Green Bay, 9/21/80 (Rams 44, Packers 7)
50 vs. Atlanta, 10/15/00 (Rams 29, Falcons 21)

Most Points, Second Half

41 vs. Detroit, 10/29/50
38 vs. Chicago, 11/4/51
35 vs. Baltimore, 10/22/50
vs. Green Bay, 12/3/50
vs. Atlanta, 12/4/76

Most Points, Opponent, Second Half

35 vs. Minnesota, 11/17/72
@ Green Bay, 9/12/82
33 vs. St. Louis, 9/23/60
31 vs. Cleveland, 10/7/51
vs. San Francisco, 10/23/83
vs. Green Bay, 9/24/89

Most Points, Both Teams, Second Half

56 vs. Minnesota, 11/17/72 (Vikings 35, Rams 21)
55 vs. Detroit, 10/29/50 (Rams 41, Lions 14)
@ New York Giants, 11/19/50 (Giants 28, Rams 27)
52 @ New York Giants, 11/14/48 (Rams 31, Giants 21)
vs. Chicago Cardinals, 11/11/51 (Rams 38, Cardinals 14)

*NFL Record
† Ties NFL Record

Most Points, First Quarter

- 26 vs. Green Bay, 12/12/53
- 24 vs. Seattle, 10/31/76
- vs. New England, 11/2/80
- 21 Many times, last vs. Oakland, 11/30/14

Most Points, Opponent, First Quarter

- 28 @ Oakland, 10/29/72
- 21 Twice, last vs. Baltimore, 9/25/11
- 20 @ Kansas City, 10/22/00

Most Points, Both Teams, First Quarter

- 34 vs. Baltimore, 10/22/50 (Rams 21, Colts 13)
- 33 vs. Green Bay, 12/12/53 (Rams 26, Packers 7)
- 28 vs. New Orleans, 12/5/71 (Rams 21, Saints 7)
- @ Oakland, 10/29/72 (Raiders 28, Rams 0)
- vs. Dallas, 10/19/08 (Rams 21, Cowboys 7)
- vs. Chicago, 11/24/13 (Rams 21, Bears 7)

Most Points, Second Quarter

- 37 vs. Green Bay, 9/21/80
- 28 @ New Orleans, 10/7/79
- @ Atlanta, 12/9/79
- vs. Green Bay, 9/24/89
- vs. Indianapolis, 12/30/01
- 24 vs. Green Bay, 12/14/58
- vs. Detroit, 10/30/60
- vs. Pittsburgh, 9/22/68

Most Points, Opponent, Second Quarter

- 28 Many times, last @ San Francisco, 11/16/08
- 24 vs. Arizona, 11/2/08
- 23 vs. Minnesota, 12/16/12

Most Points, Both Teams, Second Quarter

- 45 vs. Detroit, 10/30/60 (Rams 24, Lions 21)
- 44 vs. Green Bay, 9/21/80 (Rams 37, Packers 7)
- 42 @ Detroit, 10/12/58 (Rams 21, Lions 21)

Most Points, Third Quarter

- *41 vs. Detroit, 10/29/50
- 28 vs. Chicago Cards, 11/11/51
- 21 Many times, last at Houston, 10/13/13

Most Points, Opponent, Third Quarter

- 25 vs. New Orleans, 10/28/01
- 21 Many times, last @ Dallas, 9/30/07
- 20 Three times, last vs. San Francisco, 10/22/95

Most Points, Both Teams, Third Quarter

- 48 vs. Detroit, 10/29/50 (Rams 41, Lions 7)
- 31 @ New York Giants, 11/14/48 (Giants 21, Rams 10)
- @ Chicago, 11/3/86 (Rams 17, Bears 14)
- 28 Many times, last @ Cleveland, 12/12/90 (Rams 14, Browns 14)

Most Points, Fourth Quarter

- 28 vs. Chicago, 10/26/52
- vs. San Francisco, 12/30/02
- 24 @ Green Bay, 10/12/52
- @ Green Bay, 10/18/59
- @ Atlanta, 11/19/67
- 21 Many times, last vs. New Orleans, 10/23/05

Most Points, Opponent, Fourth Quarter

- 28 vs. San Francisco, 10/23/83
- 23 @ Oakland, 12/18/82
- 22 vs. Arizona, 11/20/05
- @ New Orleans, 11/11/07

Most Points, Both Teams, Fourth Quarter

- 38 @ New York Yanks, 11/19/50 (Yanks 21, Rams 17)
- 35 vs. Minnesota, 11/17/72 (Vikings 21, Rams 14)
- vs. San Francisco, 10/23/83 (49ers 28, Rams 7)
- 34 @ San Francisco, 10/4/92 (Rams 17, 49ers 17)

TOUCHDOWNS**Most Touchdowns, Season**

- 67 2000
- 66 1999
- 64 1950

Fewest Touchdowns, Season

- 10 1937
- 16 1941
- 17 2009

Most Touchdowns, Game

- †10 vs. Baltimore, 10/22/50
- 9 vs. Detroit, 10/29/50
- 8 Five times, last vs. Atlanta 11/10/96

Most Touchdowns, Opponents, Game

- 8 @ Philadelphia, 10/8/50
- @ Baltimore, 11/25/56
- 7 @ San Francisco, 12/27/87
- @ Kansas City, 10/22/00
- @ Kansas City, 12/8/02
- 6 Many times, last vs. New England, 10/28/12

Most Touchdowns, Both Teams, Game

- 14 vs. Baltimore, 10/22/50 (Rams 10, Colts 4)
- 12 @ New York Giants, 11/14/48 (Rams 7, Giants 5)
- vs. Washington, 12/11/49 (Rams 8, Redskins 4)
- vs. Detroit, 10/29/50 (Rams 9, Lions 3)
- @ Kansas City, 10/22/00 (Chiefs 7, Rams 5)
- 11 Six times, last vs. San Francisco, 10/23/83 (49ers 6, Rams 5)

POINTS AFTER TOUCHDOWNS**Most Points After Touchdowns, Season**

- 64 1999
- 59 1950
- 58 2000, 2001

Most Points After Touchdowns, Game

- *10 vs. Baltimore, 10/22/50
- 8 vs. Detroit, 10/29/50
- vs. San Francisco, 11/9/58
- vs. Atlanta, 11/10/96
- 7 Many times, last vs. Oakland, 11/30/14

Most Points After Touchdowns, Opponent, Game

- 8 @ Philadelphia, 10/8/50
- @ Baltimore, 11/25/56
- 7 @ San Francisco, 12/27/87
- @ Kansas City, 12/8/02
- 6 Many times, last vs. New England, 10/28/12

TWO-POINT CONVERSIONS**Most Two-Point Conversions, Season**

- 5 2012
- 4 1998, 2000, 2004
- 3 2013
- 2 1994, 1995, 1996, 1999, 2001, 2005

Most Two-Point Conversions, Opponents, Season

- 7 1997
- 3 1994, 2000
- 2 1988, 2007

Most Two-Point Conversions, Game

- *4 vs. Atlanta, 10/15/00
- 1 27 times, last vs. San Francisco, 11/1/15

Most Two-Point Conversions, Opponent, Game

- 2 @ New Orleans, 11/11/07
- 1 Many times, last vs. Seattle, 9/13/15

Most Two-Point Conversion Attempts, Season

- 9 2000
- 6 1995, 2012
- 5 1994

Most Two-Point Conversion Attempts, Opponent, Season

- 8 1997
- 6 2000
- 4 1994, 2007

FIELD GOALS

Most Field Goals Attempted, Season

†49 1966
47 1973
45 1970

Most Field Goals Attempted, Opponent, Season

39 2007
38 2010
37 1993, 2011, 2012

Most Field Goals Attempted, Game

7 vs. Detroit, 12/9/51
vs. Denver, 9/10/06
6 Many times, last @ New Orleans, 11/26/72
5 Many times, last @ Minnesota, 11/8/15

Most Field Goals Attempted, Opponent, Game

7 vs. Baltimore, 12/4/54
vs. Minnesota, 11/5/89
6 Many times, last vs. New Orleans, 9/26/04
5 Many times, last @ Baltimore, 11/22/15

Most Field Goals Made, Game

6 vs. Denver, 9/10/06
5 vs. Detroit, 12/9/51
vs. San Diego, 10/1/00
vs. Denver, 11/16/14
4 Many times, last at Minnesota, 11/8/15

Most Field Goals Made, Opponent, Game

†7 vs. Minnesota, 11/5/89
5 vs. Dallas, 12/21/87
vs. New Orleans, 9/26/04
@ Baltimore, 10/14/07
vs. Minnesota, 12/16/12
4 Many times, last at Tampa Bay, 10/24/10

SAFETIES

Most Safeties, Game

*3 vs. New York Giants, 9/30/84
2 vs. Green Bay, 10/21/73
2 @ Arizona, 11/6/11
1 Many times, last vs. San Francisco, 11/01/15

Most Safeties, Game, Opponent

2 @ San Francisco, 9/8/96
1 Many times, last vs. Arizona, 12/8/13

FIRST DOWNS

Most First Downs, Season

380 2000
357 2001
335 1999, 2003

Most First Downs, Opponent, Season

337 2013
333 1994
2009
329 1996

Fewest First Downs, Season

88 1937
101 1938
103 1942

Fewest First Downs, Opponent, Season

116 1944
124 1939
129 1945

Most First Downs, Game

38 vs. New York Giants, 11/13/66
34 vs. New York Yanks, 9/28/51
vs. Arizona, 9/28/03
33 vs. Green Bay, 12/16/56

Most First Downs, Opponent, Game

36 vs. Jacksonville, 10/20/96
32 @ San Francisco, 11/20/94
30 vs. Phoenix, 10/2/88
30 vs. Chicago, 11/24/13, vs. New Orleans 12/15/13

Most First Downs, Both Teams, Game

58 vs. Chicago Bears, 10/24/54 (Rams 30, Bears 28)
57 @ New York Yanks, 11/19/50 (Rams 32, Yanks 25)
55 vs. Buffalo, 12/10/95 (Bills 28, Rams 27)
vs. Minnesota, 12/10/00 (Rams 32, Vikings 23)

Fewest First Downs, Game

2 vs. Washington, 11/21/37
3 Four times, last @ Detroit, 9/24/40
4 Four times, last @ Detroit, 12/14/69

Fewest First Downs, Opponent, Game

1 @ Seattle, 11/4/79
2 vs. Atlanta, 9/23/73
4 vs. Chicago Cardinals, 9/17/38
vs. Chicago Cardinals, 10/22/39

Fewest First Downs, Both Teams, Game

12 vs. Chicago Cards, 10/3/37 (Rams 3, Cardinals 9)
13 @ Detroit, 10/15/44 (Rams 7, Lions 7)
15 Many times, last @ San Francisco, 11/21/76
(Rams 8, 49ers 7)

Most First Downs, Rushing, Season

177 1973
148 1983
144 1980

Fewest First Downs, Rushing, Season

†36 1942
51 1944
61 1982

Fewest First Downs, Rushing, Opponent, Season

53 1999
63 1966
64 1966, 1970

Most First Downs, Rushing, Game

21 @ New Orleans, 11/25/73
19 vs. Atlanta, 12/4/76
18 Three times, last @ Seattle, 11/4/79

Most First Downs, Rushing, Game, Opponent

20 @ Washington, 11/25/51
18 vs. New Orleans, 12/16/79
vs. Detroit, 9/7/80
17 @ Detroit, 10/12/58

Fewest First Downs, Rushing, Game

0 @ San Francisco, 12/6/64
vs. New York Jets, 11/15/70
@ Detroit, 11/17/91
@ Kansas City, 12/8/02
1 Many times, last vs. Seattle, 11/20/11
2 Many times, last vs. Green Bay, 10/21/12

Fewest First Downs, Rushing, Opponent, Game

0 Many Times, last @ Indianapolis, 11/10/13
1 Many Times, last @ San Francisco, 11/18/07
2 Many times, last vs. Oakland, 11/30/14

Most First Downs, Passing, Season

247 2000
236 2001
219 2002

Most First Downs, Passing, Opponent, Season

203 2013
198 1944
197 2012

Fewest First Downs, Passing, Season

23 1937
43 1944
44 1941

Fewest First Downs, Passing, Opponent, Season

28 1937
 41 1938, 1944
 43 1939

Most First Downs, Passing, Game

23 vs. Minnesota, 12/16/12
 22 @ New York Giants, 10/2/05
 21 Many times, last vs. San Diego, 10/1/00
 20 Many times, last @ New Orleans, 11/11/07

Most First Downs, Opponent, Passing, Game

24 vs. Jacksonville, 10/20/96, vs. New Orleans 12/15/13
 23 @ Detroit Lions, 9/9/12
 20 @ San Francisco, 10/3/04

Fewest First Downs, Passing, Game

0 @ San Francisco, 10/10/71
 1 Many times, last vs. Detroit, 10/19/86
 2 Many times, last @ New Orleans, 9/15/91

Fewest First Downs, Passing, Opponent, Game

0 @ Pittsburgh, 11/13/49
 vs. Atlanta, 9/23/73
 1 Many times, last @ Seattle, 11/4/79
 2 Many times, last vs. Atlanta, 10/26/86

Most First Downs, Penalty, Season

36 1998
 35 2013
 31 1990
 29 1981, 2010, 2011

Most First Downs, Penalty, Opponent, Season

47 2013
 35 1997
 33 1969

Fewest First Downs, Penalty, Season

5 1953
 6 1938
 7 1940, 1942

Fewest First Downs, Penalty, Opponent, Season

4 1938, 1940
 5 1937
 6 1944

NET YARDS GAINED RUSHING/PASSING**Most Yards Gained, Season**

*7,075 2000
 6,690 2001
 6,412 1999

Most Yards Gained, Opponent, Season

5,965 2009
 5,950 2008
 5,734 2011

Fewest Yards Gained, Season

1,794 1937
 2,253 1938
 2,286 1941

Fewest Yards Gained, Opponent, Season

2,519 1945
 2,717 1937
 2,785 1939

Most Yards Gained, Game

735 vs. New York Yanks, 9/28/51
 614 vs. San Diego, 10/1/00
 613 @ New York Yanks, 11/19/50

Most Yards Gained, Opponent, Game

582 vs. Cincinnati, 10/7/90
 574 @ Baltimore, 11/25/56
 541 @ Green Bay, 10/18/42

Most Yards Gained, Both Teams, Game

*1,113 @ New York Yanks, 11/19/50 (Rams 636, Yanks 497)
 995 vs. San Diego, 10/1/00 (Rams 614, Chargers 381)
 937 vs. Denver, 9/4/00 (Rams 514, Broncos 424)

Fewest Yards Gained, Game

58 @ Chicago Bears, 11/29/42
 81 vs. Chicago Cards 10/3/37
 86 vs. Washington, 11/21/37

Fewest Yards Gained, Opponent, Game

*-7 @ Seattle, 11/4/79
 63 vs. Green Bay, 10/21/73
 68 @ Chicago Cards, 10/22/39

Most Consecutive Games, 300 or More Yards

30 2000-02
 29 1949-51
 22 1999-2000

RUSHING**ATTEMPTS****Most Rushing Attempts, Season**

659 1973
 621 1977
 615 1980

Most Rushing Attempts, Game

65 @ Minnesota, 9/19/76
 63 @ Seattle, 11/4/79
 61 vs. New Orleans, 10/16/77

YARDS**Most Yards Gained Rushing, Season**

2,925 1973
 2,864 1984
 2,799 1980

Most Yards Gained Rushing, Opponent, Season

2,475 2008
 2,440 1961
 2,427 2011

Fewest Yards Gained Rushing, Season

798 1938
 875 1942
 929 1941

Fewest Yards Gained Rushing, Opponent, Season

1,119 1967
 1,189 1999
 1,202 1982

Most Yards Gained Rushing, Game

371 @ New York Yanks, 11/18/51
 340 @ New Orleans, 11/25/73
 337 vs. Carolina, 11/11/01

Most Yards Gained Rushing, Opponent, Game

352 @ Washington, 11/25/51
 330 @ Cleveland, 11/24/57
 vs. Detroit, 9/7/80

307 vs. New Orleans, 11/18/81

Most Yards Gained Rushing, Both Teams, Game

*595 vs. New York Yanks, 11/18/50 (Rams 371, Yanks 224)
 548 vs. Minnesota 11/5/61 (Rams 295, Vikings 253)
 506 @ Green Bay, 10/22/44 (Packers 294, Rams 212)

Fewest Yards Gained Rushing, Game

-29 @ Washington, 10/11/42
 6 vs. Arizona, 11/20/05
 10 @ Chicago Bears, 11/29/42

Fewest Yards Gained Rushing, Opponent, Game

1 vs. Chicago Bears, 10/26/52
 6 vs. New York Giants, 11/12/89
 8 vs. New York Giants, 9/30/84

Fewest Yards Gained Rushing, Both Teams, Game

62 @ San Francisco, 12/6/64 (Rams 15, 49ers 47)
 78 @ Detroit, 11/7/99 (Rams 57, Detroit 21)
 82 vs. New Orleans, 9/6/98 (Rams 47, New Orleans 35)

TOUCHDOWNS

Most Touchdowns Rushing, Season

28 1950
26 2000
24 1954

Most Touchdowns Rushing, Opponent, Season

26 1961, 2008
24 2009
22 1992, 1996, 2005

Most Touchdowns, Rushing, Game

7 vs. Atlanta, 12/4/76
6 vs. New York Yanks, 11/18/51
5 vs. Chicago, 10/24/54
@ Detroit, 10/12/58
vs. Minnesota, 12/10/00

Most Touchdowns, Rushing, Opponent, Game

6 vs. Cleveland, 11/24/57
5 vs. Detroit, 10/30/60
vs. Detroit, 9/7/80
@ Pittsburgh, 11/3/96
4 Many times, last @ Indianapolis, 10/17/05

Most Touchdowns Rushing, Both Teams, Game

8 vs. New York Yanks, 11/18/51 (Rams 6, Yanks 2)
7 @ Cleveland, 11/24/57 (Rams 1, Browns 6)
@ Detroit, 10/12/58 (Rams 5, Lions 2)
vs. Atlanta, 12/4/76 (Rams 7, Falcons 0)
vs. Detroit, 9/7/80 (Rams 2, Lions 5)
6 Many times, last @ Tampa Bay, 12/18/00 (Rams 3, Buccaneers 3)

PASSING

ATTEMPTS

Most Passes Attempted, Season

635 2002
632 1995
600 2003

Fewest Passes Attempted, Season

168 1937
199 1945
208 1944

Most Passes Attempted, Game

62 @ New York Giants, 10/2/05
61 vs. Buffalo, 12/10/95
56 @ San Francisco, 9/11/05

Most Passes Attempted, Opponent, Game

64 vs. Philadelphia, 11/6/49
58 @ Arizona, 9/29/96
vs. Atlanta, 12/2/07
56 vs. New Orleans 12/15/13

Most Passes Attempted, Both Teams, Game

97 vs. Chicago, 12/26/99 (Bears 55, Rams 42)
@ New York Giants, 10/2/05 (Rams 62, Giants 35)
96 vs. Cardinals, 9/12/10 (Cardinals 41, Rams 55)
93 vs. Atlanta, 12/2/07 (Rams 35, Atlanta 58)

Fewest Passes Attempted, Game

4 vs. Detroit, 9/10/37
6 vs. Chicago Cards, 11/5/39
@ New York Giants, 11/10/40
8 vs. Chicago Bears, 10/9/38
@ San Francisco, 11/21/76

Fewest Passes Attempted, Opponent, Game

†0 vs. Detroit, 9/10/37
@ Pittsburgh, 11/13/49
6 @ Brooklyn, 9/20/39
7 vs. Chicago Cards, 11/5/39
vs. Baltimore, 12/18/65

Fewest Passes Attempted, Both Teams, Game

4 vs. Detroit, 9/10/37 (Rams 4, Lions 0)
24 vs. Atlanta, 9/23/73 (Rams 15, Falcons 9)
25 Many times, last @ Pittsburgh, 11/13/49 (Rams 25, Steelers 0)

COMPLETIONS

Most Passes Completed, Season

408 2002
392 2005
380 2000

Most Passes Completed, Game

40 @ New York Giants, 10/2/05
36 vs. San Diego, 11/10/02
35 vs. San Francisco, 10/27/85
@ Seattle, 9/10/00
@ Green Bay, 11/29/04
vs. Minnesota, 12/16/12

Most Passes Completed, Opponent, Game

37 @ New York Jets, 9/25/83
vs. Jacksonville, 10/20/96
@ Arizona, 9/29/96
36 vs. New England, 11/16/86
vs. Chicago, 11/24/113
34 @ St. Louis, 11/4/84

Most Passes Completed, Both Teams, Game

65 @ Atlanta, 9/15/13 (Falcons 31, Rams 24)
60 @ Philadelphia, 9/9/01 (Rams 28, Eagles 32)
59 vs. Chicago, 12/26/99 (Rams 27, Bears 32)
@ New York Giants, 10/2/05 (Rams 40, Giants 19)

Fewest Passes Completed, Game

1 Many times, last @ New York Giants, 11/10/40
2 @ San Francisco, 10/10/71
3 Many times, last @ San Francisco, 11/21/76

Fewest Passes Completed, Opponent, Game

†0 vs. Pittsburgh, 11/13/49
2 Many times, last @ Seattle, 11/4/79
3 Many times, last @ Chicago, 9/24/72

Fewest Passes Completed, Both Teams, Game

1 vs. Detroit, 9/10/37 (Rams 1, Lions 0)
4 vs. Chicago Bears, 10/9/38 (Rams 1, Bears 3)
6 vs. Chicago Cards, 10/3/37 (Rams 3, Cardinals 3)
vs. Pittsburgh, 10/29/39 (Rams 1, Steelers 5)

YARDS

Most Yards Gained, Passing, Season

*5,492 2000
4,903 2001
4,480 2002

Most Yards Gained, Passing, Opponent, Season

4,085 2000
4,024 1989
3,913 2009

Fewest Yards Gained, Passing, Season

839 1937
1,261 1944
1,352 1941

Fewest Yards Gained, Passing, Opponent, Season

883 1937
1,248 1938
1,249 1939

Most Yards Gained, Passing, Game

541 vs. New York Yanks, 9/28/51
506 vs. Chicago, 12/26/82
453 vs. San Diego, 11/10/02

Most Yards Gained, Passing, Opponent, Game

483 vs. Cincinnati, 10/7/90

475 vs. San Francisco, 11/28/93

439 vs. San Francisco, 12/11/89

Most Yards Gained, Passing, Both Teams, Game

847 vs. Cincinnati, 10/7/90 (Rams 364, Bengals 483)

784 vs. San Diego, 10/1/00 (Rams 451, Chargers 333)

769 vs. Chicago 12/26/82 (Rams 506, Bears 263)

Fewest Yards Gained, Passing, Game

-18 @ San Francisco, 10/10/71

-5 @ Dallas Texans, 11/9/52

18 vs. Pittsburgh, 10/29/39

Fewest Yards Gained, Passing, Opponent, Game

-30 @ Seattle, 11/4/79

-1 @ Green Bay, 10/13/74

0 vs. Detroit, 9/10/37

@ Pittsburgh, 11/13/49

Fewest Yards Gained, Passing, Both Teams, Game

20 vs. Detroit, 9/10/37 (Rams 20, Lions 0)

28 @ Dallas Texans, 11/9/52 (Rams -5, Texans 33)

44 @ San Francisco, 11/21/76 (Rams 26, 49ers 18)

COMPLETION PERCENTAGE

Highest Completion Percentage, Season

68.8 2001

66.2 2012

65.4 2005

Highest Completion Percentage, Opponent, Season

68.1 2013

65.7 2012

63.3 2002

62.6 2008

Highest Completion Percentage, Game (10 att.)

88.9 @ San Francisco, 11/7/54

87.0 vs. San Francisco, 10/10/99

86.3 vs. Seattle, 10/19/14

Highest Completion Percentage, Opponent, Game (10 att.)

91.3 vs. Cleveland, 12/26/93

84.3 at Arizona, 12/9/13

85.7 at Kansas City, 10/27/14

HAD INTERCEPTED

Fewest Passes Had Intercepted, Season

7 1969

8 2006

10 2011

Most Passes Had Intercepted, Season

35 1941

34 1938

32 1981

Most Passes Had Intercepted, Game

7 Many times, last vs. Detroit, 10/26/58

6 Many times, last @ Carolina, 12/12/04

5 Many times, last @ Tennessee, 12/13/09

TOUCHDOWNS

Most Touchdowns, Passing, Season

42 1999

37 2000, 2001

31 1950, 1980, 1988

Most Touchdowns, Passing, Game

6 vs. New York Bulldogs, 11/27/49

vs. Washington, 12/11/49

vs. Detroit, 10/29/50

5 Many times, last vs. San Diego, 10/1/00

4 Many times, last vs. Washington, 12/24/06

Most Touchdowns, Passing, Opponent, Game

5 vs. St. Louis, 9/23/60

vs. Chicago, 10/13/63

vs. Miami, 12/14/86

@ San Francisco, 12/27/87

4 Many times, last vs. New England, 10/28/12

3 Many times, last at Green Bay, 10/16/11

SACKS

TOTAL SACKS

Most Sacks, Season

57 1999

56 1980, 1985, 1988

53 1970, 2013

Fewest Sacks, Season

17 1991

18 1982

25 2009

26 1994

Most Sacks, Game

10 vs. Atlanta, 9/28/69

vs. San Diego, 10/4/70

9 Many times, last vs. Arizona, 10/4/12

8 Three times, last vs. Minnesota, 11/30/03

Most Sacks, Opponent, Game

11 @ Baltimore, 11/22/64

10 @ San Francisco, 12/6/74

vs. San Francisco, 10/11/76

9 @ New Orleans, 12/1/85

Most Sacks, Both Teams, Game

16 @ Baltimore, 11/22/64 (Rams 5, Colts 11)

14 @ New Orleans, 10/24/76 (Rams 9, Saints 5)

13 vs. Tampa Bay, 11/5/78 (Rams 9, Buccaneers 4)

INTERCEPTIONS

TOTAL INTERCEPTIONS

Most Interceptions, Season

38 1952

32 1967, 1976

31 1950, 1955

Most Interceptions, Game

7 vs. Detroit, 11/26/44

vs. Green Bay, 11/11/45

@ Chicago Bears, 10/9/49

vs. San Francisco, 10/18/64

6 @ Pittsburgh, 12/4/38

@ New York Yanks, 11/19/50

@ Dallas, 11/9/52

@ Kansas City, 10/20/85

@ Atlanta, 12/15/96

5 Many times, last @ Tennessee, 12/13/09

YARDS GAINED

Most Yards, Season

712 1952

567 1999

546 1980

Most Yards, Opponent, Season

518 1952

497 1995

492 2002

Fewest Yards, Season

5 1959

15 1938

24 1939

Fewest Yards, Opponent, Season

27 1938

40 1969

61 1939

Most Yards, Game

314 vs. San Francisco, 10/18/64

225 vs. Green Bay, 9/21/80

177 vs. Jacksonville, 10/20/96

Most Yards, Opponent, Game

182 vs. Dallas Texans, 11/2/52
 171 @ San Francisco, 11/26/95
 149 @ Chicago, 10/11/64

Most Yards, Both Teams, Game

338 vs. San Francisco, 10/18/64 (Rams 314, 49ers 24)
 308 vs. Dallas Texans, 11/2/52 (Rams 126, Texans 182)
 244 vs. Detroit, 11/1/53 (Rams 129, Lions 115)

TOUCHDOWNS

Most Touchdowns By Interceptions, Both Teams, Game

3 vs. Detroit, 11/1/53 (Rams 2, Lions 1)
 @ Arizona, 12/30/07 (Rams 1, Cardinals 2)
 2 Many times, last @ Arizona, 11/23/03 (Rams 1, Cardinals 1)

PUNTING

TOTAL PUNTS

Most Punts, Season

106 2011
 98 1986
 95 1979, 1997, 1998

Most Punts, Opponents, Season

108 1979
 104 1978
 96 1986

Most Punts, Game

12 vs. Chicago Bears, 10/9/38
 vs. Green Bay, 11/26/39
 @ New York, 11/10/40
 @ San Francisco, 11/21/76
 11 Many times, last @ vs. San Francisco, 1/3/2010
 10 Many times, last vs. Seattle, 11/20/11

Most Punts, Opponent, Game

14 vs. New York Yanks, 9/28/51
 12 Three times, last vs. Chicago Cardinals, 11/23/41
 11 Many times, last @ Seattle, 11/4/79

AVERAGE YARDAGE

Highest Average Distance, Punting, Season

49.6 2008
 47.2 2007
 46.8 2009

Highest Average Distance, Punting, Game (4 punts)

56.9 vs. Arizona, 10/4/12
 56.2 vs. Buffalo, 9/28/08
 55.7 vs. New York Giants, 9/14/08
 56.0 vs. Arizona, 10/7/07

Highest Avg. Distance, Punting, Opponent, Game (4 punts)

57.3 @ Chicago Bears, 11/16/52
 55.8 @ Detroit 10/10/54
 55.3 @ Washington, 10/26/41

PUNT RETURNS

TOTAL RETURNS

Most Punt Returns, Season

67 1978
 62 1970
 58 1969, 1979

Most Punt Returns, Opponents, Season

60 1963, 1997
 59 1979
 58 1998

Fewest Punt Returns, Season

14 1961
 19 1993
 22 1982

Fewest Punt Returns, Opponent, Season

17 2001
 22 1972
 23 1999

Most Punt Returns, Game

8 Many times, last @ San Francisco, 10/25/81
 7 Many times, last @ Tennessee, 10/31/99
 6 Many times, last vs. San Francisco, 9/7/97

Most Punt Returns, Opponent, Game

9 vs. Baltimore, 11/22/64
 vs. Minnesota, 12/2/79
 @ Philadelphia, 9/7/08
 8 @ Detroit, 9/27/42
 @ Chicago Bears, 11/29/42
 7 Many times, last vs. Seattle, 11/20/11

Most Punt Returns, Both Teams, Game

15 @ Detroit, 9/27/42 (Rams 7, Lions 8)
 @ Baltimore, 11/27/66 (Rams 8, Colts 7)
 14 @ Atlanta, 9/12/76 (Rams 7, Falcons 7)
 13 vs. Chicago, 11/23/75 (Rams 7, Bears 6)
 @ Atlanta, 9/18/77 (Rams 8, Falcons 5)
 @ Tampa Bay, 9/23/79 (Rams 7, Buccaneers 6)
 vs. Minnesota, 12/2/79 (Rams 4, Vikings 9)

FAIR CATCHES

Most Fair Catches, Season

25 1998, 1999, 2011
 24 1989, 2011
 23 1997, 2005

Most Fair Catches, Opponent, Season

30 1968, 1986
 28 2011
 23 2013
 22 1985, 2006

Most Fair Catches, Game

4 Many times, last vs. Seattle, 11/20/11
 3 Many times, last at San Francisco, 10/4/09
 2 Many times, last at San Francisco, 11/14/10

Most Fair Catches, Opponent, Game

5 Four times, last at San Francisco, 11/14/10
 4 Many times, last at Pittsburgh, 12/2/11
 3 Many times, last vs. Atlanta, 11/21/10

Most Fair Catches, Both Teams, Game

8 @ Baltimore, 11/8/71 (Rams 3, Colts 5)
 7 Many times, last @ SF, 11/14/10 (Rams 2, 49ers 5)
 6 Many times, last @ San Francisco, 9/17/06 (Rams 2, 49ers 4)

YARDS GAINED

Most Yards, Punt Returns, Season

711 1978
 676 1981
 640 1947

Most Yards, Punt Returns, Opponent, Season

681 1963
 652 1998
 637 1994

Fewest Yards, Punt Returns, Season

79 2013
 102 1993
 129 1960
 143 2004

Fewest Yards, Punt Returns, Opponent, Season

55 1972
67 1971
116 1977

Most Yards, Punt Returns, Game

219 @ Atlanta, 10/11/81
166 @ San Francisco, 10/25/81
147 @ Cincinnati 10/3/99

Most Yards, Punt Returns, Opponents, Game

155 vs. Washington, 9/21/63
148 @ Buffalo, 11/21/04
141 @ Green Bay, 10/9/94

Most Yards, Punt Returns, Both Teams, Game

*282 @ Atlanta, 10/11/81 (Rams 219, Falcons 63)
198 @ Chicago Bears, 10/10/48 (Rams 69, Bears 129)
189 @ Kansas City, 12/8/02 (Rams 94, Chiefs 95)

TOUCHDOWNS

Most Touchdowns, Punt Returns, Season

3 1981
2 1947, 1949, 1952, 1984, 1992, 1996
1 1998, 1999, 2000, 2007, 2011, 2013, 2014

Most Touchdowns, Punt Returns, Opponent, Season

3 1951, 1994
2 1993, 2002, 2003, 2011

Most Touchdowns, Punt Returns, Game

†2 @ Atlanta, 10/11/81
vs. Atlanta, 12/27/92

Most Touchdowns, Punt Returns, Game, Opponent

2 @ Detroit, 10/14/51
1 Many times, last vs. San Francisco, 12/26/19

KICKOFF RETURNS

Most Kickoff Returns, Season

84 2004
82 2007
80 2008

Most Kickoff Returns, Opponent, Season

86 2001
85 1999
84 1989

Fewest Kickoff Returns, Season

26 1945
33 1977
34 1975

Fewest Kickoff Returns, Opponent, Season

19 1941
25 2013
35 1955

Most Kickoff Returns, Game

9 vs. New Orleans, 10/28/01
at Tennessee, 12/13/09
at Detroit, 10/10/10
8 Many times, last vs. Pittsburgh, 12/20/07
7 Many times, last vs. Atlanta, 11/21/10

Most Kickoff Returns, Opponent, Game

9 vs. San Diego, 10/1/00
8 Many times, last vs. Green Bay, 9/27/09
7 Many times, last vs. Indianapolis, 10/25/09

Most Kickoff Returns, Both Teams, Game

15 vs. New Orleans, 10/28/01 (Rams 9, Saints 6)
14 vs. Chicago Bears, 10/24/54 (Rams 7, Bears 7)
@ San Francisco, 11/7/54 (Rams 7, 49ers 7)
@ New Orleans, 10/23/94 (Rams 7, Saints 7)
vs. San Diego, 10/1/00 (Rams 5, Chargers 9)
@ Kansas City, 10/22/00 (Rams 8, Chiefs 6)

YARDS GAINED

Most Yards, Kickoff Returns, Season

1,938 2007
1,764 2009
1,761 2008

Most Yards, Kickoff Returns, Opponent, Season

2,194 2001
2,115 1999
1,888 2000

Fewest Yards, Kickoff Returns, Season

448 1945
690 1949
705 1977

Fewest Yards, Kickoff Returns, Opponent, Season

463 1941
544 1942
545 1942

Most Yards, Kickoff Returns, Game

267 @ Kansas City, 10/22/00
254 vs. Chicago, 10/13/63
239 vs. St. Louis, 11/14/76

Most Yards, Kickoff Returns, Opponent, Game

362 vs. Detroit, 10/29/50
304 @ New Orleans, 10/23/94
263 @ New York Giants, 11/11/48

Most Yards, Kickoff Returns, Both Teams, Game

560 vs. Detroit, 10/29/50 (Rams 198, Lions 362)
501 @ New Orleans, 10/23/94 (Rams 197, Saints 304)
384 @ New York Giants 11/14/48 (Rams 121, Giants 263)

TOUCHDOWNS

Most Touchdowns, Kickoff Returns, Season

3 1950, 1985
2 1999
1 1998, 2000, 2005

Most Touchdowns, Kickoff Returns, Opponent, Season

2 1950, 1964, 1967, 1981, 1994, 2001, 2002, 2003,
2006, 2007
1 Many times, last in 2009

Most Touchdowns, Kickoff Returns, Game

2 vs. Green Bay, 11/24/85
1 Many times, last vs. Seattle, 10/9/05

Most Touchdowns, Kickoff Returns, Game, Opponent

2 @ New Orleans, 10/23/94
vs. Chicago, 12/11/06
1 Many times, last at Detroit, 10/10/10

FUMBLES

TOTAL FUMBLES

Most Fumbles, Season

42 1996
40 1964, 1965
39 1978, 1986

Most Fumbles, Opponent, Season

42 1996
40 1964, 1965
39 1978, 1986

Fewest Fumbles, Season

14 2010
17 1960
18 2008

Fewest Fumbles, Opponent, Season

13 1956
15 1974, 1982, 1994
16 1998

Most Fumbles, Game

- 8 vs. Detroit, 10/31/65
- 7 Many times, last vs. New Orleans, 12/16/79
- 6 Many times, last @ New York Giants, 9/7/03

Most Fumbles, Opponent, Game

- 8 @ Chicago Cards, 11/27/38
- 7 Many times, last vs. Arizona, 12/9/10
- 6 Many times, last @ Green Bay, 9/4/88

Most Fumbles, Both Teams, Game

- 14 @ Chicago Bears, 11/24/40 (Rams 7, Bears 7)
- 12 @ Chicago Bears, 9/15/39 (Rams 6, Bears 6)
- @ Chicago Bears, 11/16/52 (Rams 7, Bears 5)
- 11 @ New York Giants, 9/7/03 (Rams 6, Giants 5)
- @ New Orleans, 10/24/76 (Rams 4, Saints 7)
- @ New York Giants, 12/1/46 (Rams 6, Giants 5)
- @ Chicago Cardinals, 11/27/38 (Rams 3, Cardinals 8)

FUMBLES LOST

Most Fumbles Lost, Season

- 24 1983
- 23 1958
- 22 1953, 1965, 1978, 1986, 2001

Most Fumbles Lost, Opponent, Season

- 24 1947, 1948
- 22 1984, 2003
- 20 1966, 1983

Most Fumbles Lost, Game

- 6 vs. New England, 12/11/83
- vs. Detroit, 10/31/65
- @ Detroit, 9/29/40
- 5 Many times, last vs. Phoenix, 9/1/91
- 4 Many times, last vs. Tampa Bay, 11/26/01

Most Fumbles Lost, Opponent, Game

- 5 @ New Orleans, 10/24/76
- @ Green Bay, 9/25/66
- @ Detroit, 10/15/44
- @ Chicago Cardinals, 11/27/38
- 4 Many times, last vs. Cardinals, 12/9/10
- 3 Many times, last @ Washington, 10/12/08

Most Fumbles Lost, Both Teams, Game

- 9 @ Chicago Bears, 9/15/39 (Rams 5, Bears 4)
- 8 Many times, Last vs. New England, 12/11/83 (Rams 6, Patriots 2)
- 7 @ Philadelphia, 12/1/02 (Rams 3, Eagles 4)
- @ Chicago Bears, 11/16/52 (Rams 4, Bears 3)
- @ Detroit, 9/29/40 (Rams 6, Lions 1)
- @ Chicago Cardinals, 11/27/38 (Rams 2, Cardinals 5)

PENALTIES

TOTAL PENALTIES

Most Penalties, Season

- 142 1997
- 133 1978, 1996
- 131 2011

Most Penalties, Opponent, Season

- 142 1997
- 133 1978, 1996
- 126 2010

Fewest Penalties, Season

- 29 1941
- 45 1942
- 51 1959

Fewest Penalties, Opponent, Season

- 43 1945
- 46 1942
- 47 1941, 1958

Most Penalties, Game

- 15 Five times, last vs. Philadelphia, 12/18/05
- 14 Many times, last vs. New Orleans, 11/26/00
- 13 Many times, last vs. San Francisco, 11/11/12

Most Penalties, Opponent, Game

- 18 vs. Chicago Bears, 11/10/46
- vs. Cleveland, 10/7/51
- 17 vs. New Orleans, 11/26/00
- 16 @ Chicago Bears, 10/10/48

Most Penalties, Both Teams, Game

- 31 vs. New Orleans, 11/26/00 (Rams 14, Saints 17)
- 27 vs. Chicago Bears, 11/10/46 (Rams 9, Bears 18)
- 26 vs. New Orleans, 11/8/81 (Rams 13, Saints 13)
- vs. Cincinnati, 9/1/96 (Rams 11, Bengals 15)
- @ Buffalo, 11/21/04 (Rams 11, Bills 15)
- @ San Francisco, 11/14/10 (Rams 12, 49ers 14)

Fewest Penalties, Game

- 0 vs. New Orleans, 12/9/90
- vs. Baltimore, 12/18/65
- @ Chicago, 11/29/42
- @ New York, 11/16/41
- 1 Many times, last vs. Atlanta, 1/6/02
- 2 Many times, last @ Tampa Bay, 12/18/00

Fewest Penalties, Opponent, Game

- 0 @ New England 10/26/08
- vs. Chicago, 9/24/95
- vs. Minnesota, 11/19/72
- vs. New York, 9/27/41
- 1 Many times, last @ Seattle, 9/10/00
- 2 Many times, last vs. Pittsburgh, 12/20/07

Fewest Penalties, Both Teams, Game

- 1 vs. New York Yanks, 9/27/53 (Rams 1, Yanks 0)
- 2 vs. Green Bay, 12/16/62 (Rams 1, Packers 1)
- vs. Baltimore, 12/18/65 (Rams 0, Colts 2)
- 3 Many times, last @ Phoenix, 12/5/93 (Rams 1, Cardinals 2)

YARDS PENALIZED

Most Yards Penalized, Season

- 1,169 1978
- 1,065 1997
- 1,015 1996

Most Yards Penalized, Opponent, Season

- 1,066 2005
- 1,064 1997
- 1,028 1951

Fewest Yards Penalized, Season

- 195 1938
- 220 1939
- 218 1937

Fewest Yards Penalized, Opponent, Season

- 220 1939
- 249 1938
- 318 1939

Most Yards Penalized, Game

- 162 vs. Baltimore, 10/22/50
- 149 @ Dallas, 11/6/60
- 145 @ Chicago Bears, 10/19/58

Most Yards Penalized, Opponent, Game

- 177 vs. San Francisco, 9/18/94
- 173 vs. Minnesota, 9/22/67
- 150 vs. Detroit, 10/3/52
- 137 @ Baltimore, 11/22/15**

Most Yards Penalized, Both Teams, Game

- 269 vs. Green Bay, 12/3/50 (Rams 123, Packers 146)
- 267 vs. Minnesota, 9/22/67 (Rams 94, Vikings 173)
- 253 @ Atlanta, 11/19/67 (Rams 135, Falcons 118)

Fewest Yards Penalized, Game

- 0 Many times, last vs. New Orleans, 12/9/90
- 5 Many times, Last @ Arizona, 12/7/08
- 7 @ New Orleans, 10/30/88
@ Detroit, 10/12/58

Fewest Yards Penalized, Opponent, Game

- †0 Three times, last @ New England, 10/26/08
- 5 Many times, last @ Atlanta, 10/14/93
- 7 @ New Orleans, 10/30/88
@ Green Bay 12/20/92

Fewest Yards Penalized, Both Teams, Game

- 10 vs. Green Bay, 12/16/62 (Rams 5, Packers 5)
- 15 vs. Chicago Cards, 11/23/41 (Rams 5, Cardinals 10)
vs. New York Yanks, 9/27/53 (Rams 15, Yanks 0)
- 20 Many times, last @ Phoenix, 12/5/93 (Rams 10,
Cardinals 10)

RAMS BIG DAYS

Bold denotes player active with Rams

Italics denotes rookie

RUSHING

247	Willie Ellison vs. New Orleans	Dec. 5, 1971	(26 carries, 1 TD)
223	<i>Tom Wilson vs. Green Bay</i>	<i>Dec. 16, 1956</i>	<i>(23 carries, 0 TD)</i>
221	Greg Bell vs. Green Bay	Sept. 24, 1989	(28 carries, 2 TD)
220	Marshall Faulk @ New Orleans	Dec. 24, 2000	(32 carries, 2 TD)
215	Eric Dickerson vs. Houston	Dec. 9, 1984	(27 carries, 2 TD)
213	Charles White @ St. Louis	Nov. 15, 1987	(34 carries, 1 TD)
212	<i>Jerome Bettis @ New Orleans</i>	<i>Dec. 12, 1993</i>	<i>(28 carries, 1 TD)</i>
210	Greg Bell @ New England	Dec. 24, 1989	(26 carries, 1 TD)
208	Eric Dickerson @ St. Louis	Nov. 4, 1984	(21 carries 0 TD)
208	Marshall Faulk vs. Atlanta	Oct. 15, 2000	(25 carries, 1 TD)
207	Eric Dickerson vs. Tampa Bay	Oct. 5, 1986	(30 carries, 2 TD)
205	Dan Towler @ Baltimore	Nov. 22, 1953	(14 carries, 1 TD)
202	Marshall Faulk @ Carolina	Dec. 23, 2001	(30 carries, 2 TD)
199	Ollie Matson @ Chicago Bears	Oct. 11, 1959	(31 carries, 3 TD)
199	<i>Eric Dickerson vs. Detroit</i>	<i>Oct. 2, 1983</i>	<i>(30 carries, 2 TD)</i>
195	Trung Canidate @ New York Jets	Oct. 21, 2001	(23 carries, 2 TD)
193	Eric Dickerson @ St. Louis	Sept. 7, 1986	(38 carries, 2 TD)
192	<i>Eric Dickerson @ New York Jets</i>	<i>Sept. 25, 1983</i>	<i>(28 carries, 2 TD)</i>
191	Eric Dickerson @ Tampa Bay	Nov. 25, 1984	(28 carries, 3 TD)
183	Marshall Faulk vs. Carolina	Nov. 11, 2001	(15 carries, 2 TD)
183	Marshall Faulk vs. Seattle	Oct. 20, 2002	(32 carries, 3 TD)
181	Marshall Faulk @ Atlanta	Oct. 17, 1999	(18 carries, 1 TD)
179	Steven Jackson vs. Jacksonville	Oct. 30, 2005	(25 carries, 0 TD)
178	Marshall Faulk @ Arizona	Nov. 3, 2002	(27 carries, 1 TD)
170	Eric Dickerson vs. Atlanta	Oct. 26, 1986	(30 carries, 0 TD)
169	Dick Bass @ Chicago	Dec. 9, 1962	(20 carries, 1 TD)
168	Marshall Faulk vs. Atlanta	Jan. 6, 2002	(20 carries, 1 TD)
166	Ron Waller vs. Philadelphia	Sept. 30, 1956	(20 carries, 1 TD)
166	Charles White vs. Pittsburgh	Oct. 11, 1987	(33 carries, 1 TD)
164	Eric Dickerson @ New Orleans	Oct. 14, 1984	(20 carries, 0 TD)
161	Steven Jackson @ Atlanta	Dec. 28, 2008	(30 carries, 2 TD)
160	Steven Jackson vs. Dallas	Oct. 10, 2008	(25 carries, 3 TD)
159	Charles White vs. Atlanta	Dec. 13, 1987	(29 carries, 2 TD)
159	Steven Jackson vs. New Orleans	Oct. 30, 2011	(25 carries, 2 TD)
158	Greg Hill, @ Buffalo	Sept. 20, 1998	(19 carries, 2 TD)
158	Marshall Faulk vs. Oakland	Oct. 13, 2002	(26 carries, 0 TD)
155	Charles White @ Atlanta	Oct. 18, 1987	(31 carries, 0 TD)
155	Dan Towler vs. New York Yanks	Nov. 18, 1951	(13 carries, 1 TD)
154	Marshall Faulk @ New Orleans	Dec. 12, 1999	(29 carries, 1 TD)
154	Dan Towler vs. Chicago Bears	Oct. 25, 1953	(24 carries, 1 TD)
152	Lawrence McCutcheon @ New Orleans	Nov. 25, 1973	(20 carries, 0 TD)
152	Lawrence McCutcheon @ Chicago	Dec. 2, 1973	(24 carries, 0 TD)
152	Lawrence McCutcheon vs. Atlanta	Dec. 11, 1977	(17 carries, 0 TD)
150	Eric Dickerson @ Seattle	Sept. 23, 1985	(31 carries, 3 TD)
150	Eric Dickerson vs. Green Bay	Nov. 24, 1985	(31 carries, 1 TD)
150	Steven Jackson vs. Washington	Dec. 24, 2006	(33 carries, 1 TD)
159	Todd Gurley @ Green Bay	Oct. 11, 2015	(30 carries, 0 TD)
146	Todd Gurley @ Arizona	Oct. 4, 2015	(19 carries, 0 TD)
128	Todd Gurley vs. Cleveland	Oct. 25, 2015	(19 carries, 2 TD)
133	Todd Gurley vs. San Francisco	Nov. 1, 2015	(20 carries, 1 TD)

CAREER 100-YARD RUSHING GAMES

Games	Player	W-L-T
38	Eric Dickerson	27-11
33	Steven Jackson	17-15-1
27	Marshall Faulk	27-0
22	Lawrence McCutcheon	19-2-1
11	Jerome Bettis	3-8
10	Dick Bass	6-4
10	Dan Towler	10-0
8	Wendell Tyler	6-2
8	Charles White	7-1
7	Greg Bell	6-1
7	Paul (Tank) Younger	3-3-1
6	Cleveland Gary	4-2
5	Jon Arnett	2-3
5	Willie Ellison	2-2-1
5	Ron Waller	4-1
5	Tim Wilson	2-3
4	Todd Gurley	3-1
4	Skeet Quinlan	1-3
4	Zac Stacy	2-2

Games	Player	W-L-T
3	Cullen Bryant	3-0
3	John Cappelletti	2-0-1
3	Ollie Matson	2-1
3	Lawrence Phillips	3-0
2	Trung Canidate	2-0
2	Dick Hoerner	1-0-1
2	Les Josephson	2-0
2	Joe Marconi	2-0
2	Elvis Peacock	2-0
2	Bob Thomas	2-0
2	Tre Mason	2-0
1	Benny Cunningham	1-0
1	Jim Bertelsen	1-0
1	Robert Delpino	1-0
1	Harold Green	1-0
1	Greg Hill	1-0
1	Brian Leonard	0-1
1	Jerald Moore	1-0
1	Kenny Washington	1-0
1	Justin Watson	1-0

GAMES WITH MORE THAN ONE 100-YARD RUSHER

Nov. 8, 1953	vs. San Francisco, Skeet Quinlan (11-119) and Paul Younger (12-101)
Oct. 24, 1954	vs. Chicago Bears, Dan Towler (15-123) and Paul Younger (27-106)
Oct. 31, 1954	vs. Detroit, Paul Younger (18-140) and Skeet Quinlan (13-119)
Dec. 4, 1955	vs. Baltimore, Ron Waller (24-138) and Paul Younger (25-132)
Sept. 16, 1973	@ Kansas City, Jim Bertelsen (28-143) and Lawrence McCutcheon (21-120)
Sept. 12, 1976	@ Atlanta, Lawrence McCutcheon (26-115) and John Cappelletti (22-102)
Sept. 19, 1976	@ Minnesota, John Cappelletti (28-128) and Lawrence McCutcheon (29-110)
Nov. 11, 1996	vs. Atlanta, Lawrence Phillips (14-106) and Harold Green (13-106)
Nov. 11, 2001	vs. Carolina, Marshall Faulk (15-183) and Trung Canidate (16-145)

PASSING

554	Norm Van Brocklin vs. New York Yanks.....	Sept. 28, 1951	(30 / 46, 0 TD, 0 Int)
509	Vince Ferragamo vs. Chicago.....	Dec. 26, 1982	(30 / 46, 3 TD, 2 Int)
454	Jim Everett @ New Orleans	Nov. 26, 1989	(29 / 51, 1 TD, 2 Int)
453	Marc Bulger vs. San Diego	Nov. 10, 2002	(36 / 48, 4 TD, 0 Int)
450	Marc Bulger vs. New York Jets.....	Jan. 2, 2005	(29 / 39, 3 TD, 2 Int)
448	Marc Bulger @ Green Bay	Nov. 29, 2004	(35 / 53, 2 TD, 1 Int)
442	Marc Bulger @ New York Giants.....	Oct. 2, 2005	(40 / 62, 2 TD, 3 Int)
441	Kurt Warner vs. Denver	Sept. 4, 2000	(25 / 35, 3 TD, 3 Int)
436	James Harris @ Miami.....	Oct. 3, 1976	(17 / 29, 2 TD, 1 Int)
431	Trent Green vs. Carolina.....	Nov. 5, 2000	(29 / 42, 2 TD, 0 Int)
406	Jim Hardy vs. Chicago Cardinals.....	Oct. 31, 1948	(28 / 53, 3 TD, 2 Int)
401	Tony Banks @ Atlanta	Nov. 2, 1997	(30 / 42, 2 TD, 1 Int)
401	Kurt Warner @ New England	Nov. 18, 2001	(23 / 34, 3 TD, 2 Int)
394	Kurt Warner vs. San Francisco.....	Sept. 17, 2000	(23 / 34, 2 TD, 2 Int)
390	Kurt Warner vs. San Diego	Oct. 1, 2000	(24 / 30, 4 TD, 0 Int)
388	Marc Bulger vs. Washington.....	Dec. 24, 2006	(25 / 38, 4 TD, 0 Int)
385	Kurt Warner vs. New Orleans	Oct. 28, 2001	(29 / 47, 1 TD, 4 Int)
378	Marc Bulger @ San Francisco.....	Nov. 2, 2003	(26 / 42, 1 TD, 2 Int)
377	Jim Everett @ Philadelphia.....	Nov. 6, 1988	(24 / 45, 2 TD, 4 Int)
377	Sam Bradford vs. Minnesota.....	Dec. 16, 2012	(35/55, 3 TD, 1 Int)
375	Marc Bulger @ Pittsburgh.....	Oct. 26, 2003	(22 / 37, 1 TD, 0 Int)
375	Austin Davis @ Philadelphia.....	Oct. 5, 2014	(29/49, 3 TD, 0 Int)
372	Billy Wade @ Green Bay	Nov. 16, 1958	(19 / 42, 1 TD, 2 Int)
372	Jim Everett vs. Cincinnati.....	Oct. 7, 1990	(25 / 46, 2 TD, 0 Int)
372	Mark Rypien vs. Buffalo.....	Dec. 10, 1995	(31 / 55, 1 TD, 2 Int)
368	Jim Everett vs. Indianapolis	Sept. 17, 1989	(28 / 35, 3 TD, 1 Int)
368	Marc Bulger vs. San Francisco.....	Sept. 19, 2007	(24 / 41, 1 TD, 0 Int)
366	Trent Green vs. Washington.....	Nov. 20, 2000	(23 / 38, 2 TD, 1 Int)
365	Jim Everett @ Denver.....	Nov. 27, 1988	(25 / 47, 2 TD, 1 Int)
365	Jim Everett vs. New Orleans.....	Dec. 9, 1990	(31 / 50, 1 TD, 2 Int)
362	Marc Bulger @ San Francisco.....	Sept. 11, 2005	(34 / 56, 2 TD, 1 Int)
360	Marc Bulger vs. Seattle.....	Oct. 15, 2006	(26 / 39, 3 TD, 1 Int)
359	Kurt Warner vs. Indianapolis.....	Dec. 30, 2001	(23 / 30, 3 TD, 1 Int)
358	Marc Bulger vs. New Orleans.....	Sept. 26, 2004	(32 / 49, 1 TD, 0 Int)
356	Billy Wade @ Baltimore	Nov. 23, 1958	(24 / 41, 0 TD, 2 Int)
356	Marc Bulger vs. Chicago.....	Dec. 11, 2006	(34 / 55, 3 TD, 0 Int)
354	Jamie Martin vs. San Francisco.....	Dec. 24, 2005	(33 / 41, 1 TD, 2 Int)
354	Marc Bulger vs. Kansas City.....	Nov. 5, 2006	(31 / 42, 1 TD, 0 Int)
353	<i>Tony Banks @ Baltimore</i>	<i>Oct. 27, 1996</i>	<i>(26 / 40, 1 TD, 1 Int)</i>
352	Marc Bulger vs. Atlanta.....	Oct. 13, 2003	(23 / 34, 2 TD, 2 Int)
352	Sam Bradford @ Atlanta.....	Sept. 15, 2013	(32 / 55, 3 TD, 1 Int)
351	Kurt Warner @ Carolina.....	Dec. 5, 1999	(22 / 31, 3 TD, 2 Int)

CAREER 300-YARD PASSING GAMES

Games	Player	W-L-T	Games	Player	W-L-T
30	Kurt Warner.....	22-8	3	Bill Wade.....	1-2
27	Marc Bulger.....	12-15	2	Dieter Brock.....	0-2
20	Jim Everett	10-10	2	Bob Waterfield.....	2-0
7	Sam Bradford	2-5	2	Austin Davis	0-2
5	Norm Van Brocklin	4-1	1	Zeke Bratkowski.....	1-0
3	Tony Banks	1-2	1	Ryan Fitzpatrick	1-0
3	Vince Ferragamo.....	1-2	1	Gus Frerotte	1-0
3	Roman Gabriel	2-1	1	Pat Haden	0-1
3	Trent Green.....	2-1	1	Jim Hardy	0-1
3	Chris Miller	1-2	1	James Harris.....	1-0
3	Mark Rypien.....	0-3	1	Jamie Martin.....	1-0

RECEIVING

336	*Willie Anderson @ New Orleans	Nov. 26, 1989	(15 receptions, 1 TD)
303	Jim Benton @ Detroit.....	Nov. 22, 1945	(10 receptions, 1 TD)
238	Harold Jackson vs. Dallas	Oct. 14, 1973	(7 receptions, 4 TD)
233	Isaac Bruce @ Atlanta	Nov. 2, 1997	(10 receptions, 3 TD)
230	Henry Ellard vs. Indianapolis	Sept. 17, 1989	(12 receptions, 1 TD)
229	Isaac Bruce @ Baltimore	Oct. 27, 1996	(11 receptions, 1 TD)
226	Eddie Kennison @ Atlanta	Dec. 15, 1996	(5 receptions, 3 TD)
220	Ron Jessie @ Miami.....	Oct. 3, 1976	(7 receptions, 2 TD)
210	Isaac Bruce vs. Miami.....	Dec. 24, 1995	(15 receptions, 1 TD)
208	Jim Phillips @ Green Bay	Nov. 16, 1958	(8 receptions, 1 TD)
207	Carroll Dale @ Detroit.....	Nov. 17, 1963	(7 receptions, 3 TD)
204	Marshall Faulk (RB) vs. Chicago	Dec. 26, 1999	(12 receptions, 1 TD)
203	Torry Holt vs. Indianapolis	Dec. 30, 2001	(7 receptions, 2 TD)
202	Jim Benton @ New York Yanks.....	Dec. 5, 1946	(12 receptions, 2 TD)
200	Tommy McDonald vs. Cleveland	Dec. 12, 1965	(6 receptions, 2 TD)
200	Torry Holt @ San Francisco	Nov. 2, 2003	(11 receptions, 1 TD)
196	Elroy Hirsch vs. Green Bay.....	Dec. 12, 1953	(9 receptions, 0 TD)
195	Elroy Hirsch vs. Chicago Cardinals	Nov. 11, 1951	(6 receptions, 2 TD)
192	Isaac Bruce, vs. Minnesota.....	Sept. 13, 1998	(11 receptions, 1 TD)
191	Isaac Bruce, vs. Atlanta	Oct. 12, 1995	(10 receptions, 2 TD)
189	Tom Fears vs. Green Bay.....	Dec. 3, 1950	(3 receptions, 2 TD)
189	Torry Holt @ Atlanta	Sept. 24, 2000	(3 receptions, 2 TD)
188	Isaac Bruce vs. San Francisco	Sept. 17, 2000	(8 receptions, 1 TD)
183	George Farmer vs. Chicago.....	Dec. 26, 1982	(9 receptions, 1 TD)
181	Isaac Bruce @ Indianapolis	Oct. 1, 1995	(8 receptions, 2 TD)
179	Isaac Bruce vs. New Orleans	Oct. 28, 2001	(7 receptions, 1 TD)
175	Del Shofner vs. Baltimore	Dec. 6, 1958	(5 receptions, 1 TD)
174	Torry Holt @ Pittsburgh	Oct. 26, 2003	(7 receptions, 1 TD)
173	Elroy Hirsch @ New York Yanks	Sept. 28, 1951	(9 receptions, 4 TD)
173	Isaac Bruce vs. San Francisco	Oct. 22, 1995	(9 receptions, 0 TD)
172	Torry Holt vs. Minnesota	Dec. 10, 2000	(9 receptions, 0 TD)
171	Henry Ellard @ Detroit	Dec. 6, 1987	(7 receptions, 1 TD)
170	Isaac Bruce @ Green Bay	Nov. 29, 2004	(9 receptions, 1 TD)
169	Del Shofner @ Detroit.....	Nov. 15, 1959	(5 receptions, 1 TD)
168	Elroy Hirsch @ Green Bay	Oct. 11, 1953	(8 receptions, 0 TD)
167	Henry Ellard @ Denver.....	Nov. 27, 1988	(11 receptions, 2 TD)
167	Isaac Bruce vs. San Diego.....	Oct. 1, 2000	(9 receptions, 2 TD)
166	Henry Ellard @ Philadelphia.....	Nov. 6, 1988	(7 receptions, 1 TD)
165	Henry Ellard vs. Atlanta	Oct. 8, 1989	(8 receptions, 0 TD)
165	Torry Holt @ Tampa Bay	Dec. 18, 2000	(9 receptions, 1 TD)
163	Elroy Hirsch @ San Francisco	Oct. 28, 1951	(4 receptions, 1 TD)
163	Jim Phillips vs. Chicago	Sept. 23, 1961	(9 receptions, 0 TD)
163	Henry Ellard vs. Phoenix	Nov. 19, 1989	(7 receptions, 2 TD)
163	Isaac Bruce vs. San Diego.....	Nov. 10, 2002	(10 receptions, 3 TD)
163	Torry Holt, vs. Tennessee.....	Sept. 25, 2005	(9 receptions, 1 TD)
163	Torry Holt, vs. San Francisco.....	Dec. 24, 2005	(10 receptions, 1 TD)
163	Donnie Avery @ New England	Oct. 26, 2008	(6 receptions, 1 TD)
162	Tom Fears @ New York Yanks	Sept. 28, 1951	(7 receptions, 0 TD)
161	Torry Holt vs. Atlanta	Oct. 13, 2003	(11 receptions, 2 TD)
160	Danny Amendola.....	Sept. 16, 2012	(15 receptions, 1 TD)
160	Henry Ellard vs. Kansas City	Nov. 10, 1991	(8 receptions, 1 TD)
160	Torry Holt vs. San Francisco.....	Dec. 5, 2004	(10 receptions, 1 TD)
159	Tom Fears vs. Washington	Dec. 11, 1949	(10 receptions, 2 TD)
157	Elroy Hirsch @ New York Yanks	Nov. 19, 1954	(5 receptions, 0 TD)
157	Bob Boyd vs. San Francisco.....	Oct. 3, 1954	(5 receptions, 1 TD)
155	Tommy McDonald @ Chicago	Oct. 10, 1965	(9 receptions, 0 TD)
154	Jim Phillips @ New York Giants	Oct 22, 1961	(8 receptions, 1 TD)
154	Willie Anderson @ Atlanta	Sept. 11, 1994	(5 receptions, 1 TD)
154	Torry Holt vs. Seattle	Oct. 15, 2006	(8 receptions, 3 TD)
152	Isaac Bruce @ Cincinnati.....	Oct. 3, 1999	(6 receptions, 0 TD)
152	Drew Hill @ Pittsburgh.....	Sept. 16, 1984	(4 receptions, 1 TD)
151	Jim Benton, @ Chicago	Oct. 21, 1945	(7 receptions, 1 TD)
151	Jim Phillips, @ Dallas	Nov. 6, 1960	(7 receptions, 2 TD)
151	Jack Snow, @ Baltimore.....	Oct. 15, 1967	(3 receptions, 2 TD)
151	Ron Jessie, @ Atlanta	Nov. 16, 1975	(10 receptions, 1 TD)
151	Torry Holt @ Carolina	Dec. 12, 2004	(6 receptions, 1 TD)
150	Elroy Hirsch, @ San Francisco.....	Oct. 7, 1956	(8 receptions, 2 TD)
150	Jack Snow, vs. Detroit	Dec. 14, 1970	(7 receptions, 0 TD)

*NFL Record

GAMES WITH MORE THAN ONE 100-YARD RECEIVER

Dec. 11, 1949	vs. Washington, Tom Fears (10-159) and Bob Shaw (5 -137)
Sept. 22, 1950	vs. New York Yanks, Glen Davis (5-103) and Dick Hoerner (4-105)
Nov. 19, 1950	@ New York Yanks, Dick Hoerner (14-125) and Elroy Hirsch (8-157)
Sept. 28, 1951	@ New York Yanks, Tom Fears (7-162), Elroy Hirsch (9-173), and Verda (V.T.) Smith (2-103)
Dec. 14, 1952	vs. Pittsburgh, Tom Fears (10-122) and Elroy Hirsch (4-108)
Oct. 4, 1953	@ San Francisco, Bob Boyd (4-107) and Elroy Hirsch (9-107)
Sept. 26, 1954	@ Baltimore, Skeet Quinlan (4-135) and Bob Boyd (4-121)
Oct. 10, 1954	@ Detroit, Bob Boyd (8-128) and Elroy Hirsch (6-105)
Nov. 21, 1954	@ New York Giants, Bob Boyd (5-103) and Tom Fears (9-136)
Dec. 12, 1954	vs. Green Bay, Bob Boyd (4-106) and Elroy Hirsch (5-119)
Oct. 7, 1956	@ San Francisco, Elroy Hirsch (8-150) and Bob Boyd (7-119)
Nov. 23, 1958	@ Baltimore, Lamar Lundy (6-103) and Del Shofner (8-110)
Oct. 11, 1964	@ Chicago, Jim Phillips (7-110) and Bucky Pope (4-108)
Nov. 1, 1964	@ Detroit, Carroll Dale (7-109) and Marlin McKeever (6-100)
Dec. 4, 1976	vs. Atlanta, Ron Jessie (4-112) and Dwight Scales (2-102)
Dec. 26, 1982	vs. Chicago, George Farmer (9-183) and Preston Dennard (5-122)
Sept. 9, 1990	@ Green Bay, Henry Ellard (6-106) and Willie Anderson (5-128)
Oct. 7, 1990	vs. Cincinnati, Henry Ellard (7-100) and Willie Anderson (7-144)
Dec. 9, 1990	vs. New Orleans, Henry Ellard (5-107) and Willie Anderson (5-123)
Sept. 1, 1991	vs. Phoenix, Robert Delpino (10-113) and Henry Ellard (7-116)
Dec. 5, 1999	@ Carolina, Isaac Bruce (6-111) and Az-Zahir Hakim (4-122)
Dec. 12, 1999	@ New Orleans, Isaac Bruce (4-102) and Torry Holt (6-113)
Sept. 4, 2000	vs. Denver, Az-Zahir Hakim (5-118), Torry Holt (6-103), and Marshall Faulk (4-100)
Oct. 1, 2000	vs. San Diego, Isaac Bruce (9-167), Marshall Faulk (6-116), and Az-Zahir Hakim (5-104)
Nov. 5, 2000	vs. Carolina, Az-Zahir Hakim (8-147) and Torry Holt (4-130)
Nov. 10, 2002	vs. San Diego, Isaac Bruce (10-163) and Torry Holt (7-118)
Sept. 7, 2003	@ New York Giants, Isaac Bruce (8-120), and Torry Holt (7-111)
Sept. 19, 2004	@ Atlanta, Torry Holt (9-121) and Isaac Bruce (5-102)
Oct. 1, 2006	vs. Detroit, Isaac Bruce (7-100) and Torry Holt (6-102)
Dec. 24, 2006	vs. Washington, Isaac Bruce (9-148) and Steven Jackson (6-102)

CAREER 100-YARD RECEIVING GAMES

Games	Player	W-L-T	Games	Player	W-L-T
46	Torry Holt	27-19	2	Billy Truax (TE).....	2-0
43	Isaac Bruce	22-21	2	Wendell Tucker	2-0
26	Henry Ellard	12-14	2	Danny Amendola.....	1-0-1
21	Elroy Hirsch.....	12-9	2	Chris Givens	1-1
16	Tom Fears.....	8-7-1	1	Danario Alexander (WR).....	0-1
15	Bob Boyd.....	9-5-1	1	Jon Arnett (RB)	0-1
14	Jim Phillips.....	4-9-1	1	Donnie Avery (WR)	0-1
10	Jack Snow.....	5-4-1	1	Johnny Bailey (RB)	0-1
9	Willie Anderson.....	4-5	1	Mike Barber (TE).....	0-1
8	Carroll Dale	2-5-1	1	Jim Bertlesen (RB)	0-1
8	Harold Jackson.....	5-3	1	Ron Brown	1-0
8	Del Shofner	2-6	1	Leon Clarke.....	1-0
6	Tommy McDonald.....	4-2	1	Mark Clayton (WR).....	0-1
5	Bernie Casey.....	3-0-2	1	Aaron Cox	1-0
5	Ron Jessie	5-0	1	Kevin Curtis.....	1-0
4	Jim Benton	3-1	1	Glen Davis.....	1-0
4	Marshall Faulk (RB)	4-0	1	Troy Drayton (TE)	1-0
4	Az-Zahir Hakim	3-1	1	Pete Holohan (TE)	1-0
4	Martin McKeever (TE).....	1-3	1	Tom Keane.....	1-0
3	Kenny Britt.....	1-2	1	Lamar Lundy (TE)	0-1
3	Preston Dennard	1-2	1	Ollie Matson (RB).....	0-1
3	Drew Hill.....	1-2	1	Shaun McDonald.....	0-1
3	Amp Lee (RB)	1-2	1	Dwight Scales	1-0
3	Bucky Pope	1-2	1	Bob Shaw.....	1-0
2	Bob Carey	1-1	1	Clendon Thomas (RB)	0-1
2	Robert Delpino (RB).....	0-2	1	Billy Waddy	1-0
2	George Farmer.....	0-2	1	Brandon Gibson	1-0
2	Steven Jackson (RB)	1-1	1	Lance Kendricks (TE)	1-0
2	Eddie Kennison	1-1	1	Jared Cook (TE).....	1-0
2	Willie Miller.....	1-1	1	Tavon Austin	1-0
2	Ricky Proehl.....	2-0	1	Stedman Bailey	1-0
2	Verda (V. T.) Smith (RB).....	1-1	1		

GAMES WITH 300-YARD PASSER, 100-YARD RUSHER, 100-YARD RECEIVER

vs. San Francisco, Oct. 23, 1983	QB Vince Ferragamo (26-35, 327 yds, 5 TD, 2 Int.); RB Eric Dickerson (25-144); TE Mike Barber (8-113, 1 TD)
@ Detroit, Dec. 6, 1987	QB Jim Everett (20-26, 324 yds, 2 TD, 2 Int.); RB Charles White (29-102, 1 TD); WR Henry Ellard (7-171, 1 TD)
@ Denver, Nov. 27, 1988	QB Jim Everett (25-47, 365 yds, 2 TD, 1 Int.); RB Greg Bell (22-112, 1 TD); WR Henry Ellard (11-167, 2 TD)
vs. Atlanta, Oct. 21, 1990	QB Jim Everett (24-38, 302 yds, 3 TD); RB Cleveland Gary (19-102, 2 TD); WR Henry Ellard (6-109, 1 TD)
@ Atlanta, Dec. 15, 1996	QB Tony Banks (11-16, 304 yds, 3 TD, 1 Int.); RB Lawrence Phillips (22-122, 1 TD); WR Eddie Kennison (5-226, 3 TD)
@ Carolina, Dec. 5, 1999	QB Kurt Warner (22-31, 351 yds, 3 TD, 2 Int.); RB Marshall Faulk (22-118); WR Az-Zahir Hakim (4-122, 2 TD); WR Isaac Bruce (6-111)
@ New Orleans, Dec. 12, 1999	QB Kurt Warner (21-31, 346 yds, 2 TD, 1 Int.); RB Marshall Faulk (29-154, 1 TD); WR Torry Holt (6-112); WR Isaac Bruce (4-102)
vs. San Francisco, Sept. 17, 2000	QB Kurt Warner (23-34, 394 yds, 2 TD, 2 Int.); RB Marshall Faulk (25-134, 3 TD); WR Isaac Bruce (8-188, 1 TD)
vs. San Diego, Oct. 1, 2000	QB Kurt Warner (30-24, 390, 4 TD); RB Justin Watson (14-102, 1 TD); WR Isaac Bruce (9-167, 2 TD); RB Marshall Faulk (6-116, 2 TD); WR Az-Zahir Hakim (5-104)
vs. Minnesota, Dec. 10, 2000	QB Kurt Warner (27-32, 346 yds); RB Marshall Faulk (25-135, 4 TD); WR Torry Holt (9-172)
@ San Francisco, Sept. 23, 2001	QB Kurt Warner (24-35, 321 yds, 3 TD, 1 Int.); RB Marshall Faulk (18-105); WR Isaac Bruce (8-144, 1 TD)
vs. Indianapolis, Dec. 30, 2001	QB Kurt Warner (23-20, 359 yds, 3 TD, 1 Int.); RB Marshall Faulk (25-118, 3 TD); WR Torry Holt (7-203, 2 TD)
@ Arizona, Nov. 23, 2003	QB Marc Bulger (28-44, 329 yds, 1 TD, 4 Int.); RB Marshall Faulk (24-100, 1 TD); WR Torry Holt (9-145)
@ Houston, Nov. 27, 2005	QB Ryan Fitzpatrick (19-30, 310 yards, 1 TD, 3 Int.); RB Steven Jackson (25-110, 1 TD); WR Torry Holt (10-130, 1 TD)
vs. Washington	QB Marc Bulger (28-38), 388 yards, 4 TD, 0 Int.); RB Steven Jackson (33-150, 1 TD); WR Isaac Bruce (9-148, 1 TD); RB Steven Jackson (6-102, 1 TD)

LARGEST MARGIN OF VICTORY

59 points	(59-0)	vs. Atlanta, Dec. 4, 1976
52 points	(52-0)	vs. Oakland, Nov. 30, 2014
49 points	(56-7)	vs. San Francisco, Nov. 9, 1958
48 points	(48-0)	@ Baltimore, Sept. 26, 1954
43 points	(70-27)	vs. Baltimore, Oct. 22, 1950
	(45-21)	vs. Baltimore, Dec. 5, 1953
	(59-16)	vs. Atlanta, Nov. 10, 1996
41 points	(65-24)	vs. Detroit, Oct. 29, 1950
	(55-14)	vs. New York Giants, Nov. 13, 1966
40 points	(54-14)	@ New York Yanks, Sept. 28, 1951
39 points	(42-3)	@ Philadelphia, Nov. 3, 1975
	(45-6)	vs. Seattle, Oct. 31, 1976

LARGEST MARGIN OF DEFEAT

48 points	(48-0)	@ San Francisco, Dec. 27, 1987
44 points	(47-3)	@ New York Jets, Nov. 9, 2008
47 points	(47-0)	@ Chicago Bears, Nov. 29, 1942
40 points	(47-7)	@ Tennessee, Dec. 13, 2009
39 points	(49-10)	@ Kansas City, Dec. 8, 2002
38 points	(52-14)	vs. Chicago Bears, Oct. 13, 1963
	(44-6)	@ Detroit, Oct. 10, 2010
	(45-7)	vs. New England, Oct. 28, 2012
36 points	(56-20)	@ Philadelphia, Oct. 8, 1950
	(42-6)	@ Pittsburgh, Nov. 3, 1996
	(42-6)	vs. Indianapolis, Oct. 25, 2009
35 points	(35-0)	@ San Francisco, Oct. 4, 2009
	(38-3)	@ Philadelphia, Sept. 7, 2008
	(35-0)	@ San Francisco, Oct. 8, 1961
	(56-21)	@ Baltimore, Nov. 25, 1956
	(42-7)	vs. Green Bay, Nov. 12, 1944
	(49-14)	@ New York, Nov. 16, 1941



FEATURE CLIPS





ST. LOUIS RAMS FEATURE CLIPS
TABLE OF CONTENTS

Rams DEs Chris Long, William Hayes confront homelessness in St. Louis, By Elizabeth Merrill	2
ESPN.com / July 20, 2015	
Long rallies fellow NFL ‘Waterboys’ to provide clean water in East Africa, By Nick Wagoner	4
ESPN.com / September 3, 2015	
Rams DE Robert Quinn aiming to get back to great, By Nick Wagoner	6
ESPN.com / August 6, 2015.	
Rams hope Todd Gurley, their back of the future, can be blast from past, By Nick Wagoner	7
ESPN.com / May 14, 2015	
Believe it or not, Donald should be better, By Ben Frederickson	9
STLToday.com / September 9, 2015	
Ayers Calls Rams a Good Fit for Him, By Jim Thomas	11
STLToday.com / June 18, 2015	
Kenny Britt wants to move past six-year ‘letdown’, By Nick Wagoner	13
ESPN.com / June 8, 2015	
Greg Robinson expecting big improvement in second season, By Nick Wagoner	15
ESPN.com / June 10, 2015	
Rams’ Brockers taking his game to a new level, By Jim Thomas	16
STLToday.com / June 15, 2015	
Keeping Cory Harkey a key to Rams’ offensive plans, By Nick Wagoner	17
ESPN.com / July 5, 2015	
Johnny Punts: Rams’ Hekker is the life of the party in St. Louis, By Elisabeth Meinecke	18
FOX Sports Midwest / June 10, 2015	
T.J. McDonald healthy, embracing expanded role, By Nick Wagoner	20
ESPN.com / August 2, 2015	
Zuerlein bracing for longer extra point, By Jim Thomas	21
STLToday.com / June 12, 2015	
Rams defense revving up under Williams, By Jim Thomas	23
STLToday.com / June 21, 2015	
Weinke takes unusual path to Rams, By Jim Thomas	25
STLToday.com / March 2, 2015	
Boras’ Profile With Rams Grows, By Jim Thomas	27
STLToday.com / April 16, 2015	
Austin flashes big-play potential, By Jim Thomas	29
STLToday.com / August 16, 2015	
BenFred: An appreciation of Benny Cunningham, By Ben Fredrickson	31
STLToday.com / September 17, 2015	
Michael Brockers lets it go so he doesn’t get lost on Rams’ D-line, By Nick Wagoner	33
ESPN.com / September 17, 2015	
Barron flourishing in safety/linebacker hybrid role for Rams, By Jim Thomas	34
STLToday.com / October 2, 2015	
Man child: Aaron Donald started early to become the NFL’s best D-tackle, By Elizabeth Merrill	36
ESPN.com / October 10, 2015	
Rams’ Davis, Marquez feast under ‘Bones’, By Joe Lyons	39
STLToday.com/ October 16, 2015	
Jeff Fisher calls Todd Gurley best back he’s coached at early stage of career, By Nick Wagoner	40
ESPN.com/ October 26, 2015	
Rookie Todd Gurley shows St. Louis Rams he was worthy of No. 10 pick, By Sam Farmer	42
LA Times/ October 29,2015	
Mark Barron feels at home at linebacker, just don’t call him one, By Nick Wagoner	45
ESPN.com/ October 31, 2015	
Keenum has that ‘it’ factor in huddle, By Jim Thomas	47
STLToday.com / August 21, 2015	



ST. LOUIS RAMS FEATURE CLIPS

TITLE: Rams DEs Chris Long, William Hayes confront homelessness in St. Louis

BYLINE: By Elizabeth Merrill, ESPN Senior Writer

DATE: July 20, 2015

THE IDEA WAS hatched as the St. Louis Rams' team bus inched through a rugged part of downtown St. Louis, and, like many of the plans William Hayes and Chris Long come up with, it wasn't taken very seriously. Hayes and Long are the team's jokesters, bantering about everything from the existence of mermaids to opening a plus-size yoga studio.

But this conversation was different. From their comfortable seats in the bus, they saw homeless people on the streets, and Hayes turned to Long and asked him if he thought they could handle living like that. Hayes had been moved by the plight of the homeless since his days in Tennessee when he befriended a man who panhandled near the Titans' practice facility. On the Rams' bus, Hayes told Long he wanted to experience what it was like to be homeless and asked if Long would join him.

They'd turn in their cell phones and credit cards and wander the streets in sub-40-degree temperatures with no place to go. Long, one of the NFL's deep thinkers, gave Hayes a funny look at first, but then he said yes.

"I wasn't going to let him do that alone," Long says. "I'm sure he wouldn't let me, either."

THEY ARE BEST friends with little in common, aside from the fact that they are both enormous 30-year-old men who play defensive end. Chris Long has never wanted for anything. His mother is a retired lawyer and his father is Howie Long, a Hall of Fame defensive end. Shortly after Howie's career ended, he moved his family from Los Angeles to a 65-acre spread in Virginia because they had the means to live anywhere, and this seemed the most peaceful place to settle in. Chris inherited many of his father's athletic gifts, dominated in college at the University of Virginia, and was picked second overall in the 2008 draft.

Hayes wasn't invited to the NFL combine back in '08, and it was a surprise when the Titans selected the unknown lineman from Winston-Salem State in the fourth round. As his parents scrimped to stay afloat, his childhood was full of nos: No, he couldn't have the toy he wanted, and no, this bill couldn't be paid on time. But Hayes had a roof over his head and food in his belly. He was happy. He was showered with love, and never felt as if he was missing anything. It wasn't until Hayes was older that he realized how much his family really struggled.

The thing Hayes loved most about Long is that he never acted like a guy who had everything. "Treat the bellman the same as you treat the president of the United States," Howie Long used to tell his three boys, hoping that privilege wouldn't affect the way they acted toward others.

Long's mom, Diane, always called her son an old soul. He has a bucket list, climbed Mount Kilimanjaro, and started a project to help provide clean water to the underprivileged in east Africa. He has always seen the world differently. But he had no clue what kind of challenges the homeless face.

For the past several years, the Rams' defensive line has donated \$1,000 for every sack to the St. Patrick Center, a local homeless resource. Long had never visited the center.

Meanwhile, Hayes became a regular. He took a group of teenagers to the movies and played bingo at the Rosati Group Home, St. Patrick's mental illness facility. This spring, Hayes treated about 15 homeless people to a meal at Golden Corral, an all-you-can-eat buffet.

"I'm telling you, you'd thought they'd died and went to heaven," says Judson Bliss, chief program officer at St. Patrick. "It's very rare for these folks, so it was very special.

"We have a lot of people who give money to us, and that's a good thing. But I think a lot of these social problems that we have, with homelessness and the violence, what it really does take is people being involved in other people's lives. That's what makes a difference."

HAYES IS SO entertaining that some say he deserves his own reality show, and, sure enough, this had all the makings for prime-time television. Long and Hayes wore makeup, hats and second-hand clothing to avoid being recognized. They were followed around by hidden ESPN cameras and were flanked by an off-duty police officer in case they ran into trouble.

Many of these details were hammered out by Nicole Woodie, the Rams' community outreach manager. Woodie went to several thrift stores in search of clothes big enough to fit 270- and 280-pound bodies. She then distressed the clothes to



make them look more lived-in, adding dirt and holes.

Long and Hayes took to the streets on the afternoon of March 22, Hayes in floodwater pants too short for his long legs; Long with penciled-in wrinkles around his eyes. Though the forecast called for a fairly mild evening, the temperature dropped into the 30s. Between them, Long and Hayes had \$8 in their pockets.

Surprisingly, neither one was recognized, even when they panhandled for money to buy hamburgers just outside the Edward Jones Dome, their home on Sundays. When night fell, they searched for a place to sleep. Long and Hayes found warmth from a fire in a barrel, but were quickly chased off by a scruffy middle-aged man who said they were trespassing on his space.

They came upon an empty box truck and slept in the back. It provided little warmth, and Hayes couldn't sleep.

"I wasn't scared," he says, "but it was more so the idea of not knowing the next move. I'm trying to close my eyes. We have a security guard with us, but he was like, 'If somebody really wanted to come in here to lift this thing up to shoot all of us and rob us, they could easily do it.'"

"Basically, I'm trying to sleep, but I'm trying to figure out what's going to be my next move in the morning. When you get up, it's like, gosh, we've got nowhere to go."

They awoke just after 5 a.m. It rained that morning, and Long said he was glad they were able to experience the elements. Hayes wasn't so enthusiastic. Their experiment lasted about 24 hours. Then they hopped in a van and toured the places they'd gone the day before. When they reached the abandoned warehouse where they'd gone to warm up near the fire, they came upon the man who ran them off the night before. His name is Marty.

Marty ran his own construction business once, but then he split up with his wife, got some DWIs and couldn't get his driver's license back. His life unraveled, and he wound up in the warehouse along with a homeless woman named Nancy, whom he was trying to protect.

Hayes and Long were so moved by Marty's story that they decided to put him and Nancy up in an extended-stay hotel for two months. When Woodie came by to pick them up a couple of days later, Marty was surprised. He said he didn't think anyone would come back. So many times in their lives, nobody came back.

"It's something intangible," Woodie says. "It's like someone believes in them and has hope in them."

"We want this to be the moment that changes their lives forever. We hope that's the case. We also know it might not be."

Hayes and Long bought disposable cell phones for Marty and Nancy and paid for groceries and bus passes.

Marty found a job in construction recently; Nancy received help through outreach support. But it's far more complicated than that. The issues that put them on the streets for years can't be fixed in two months.

Hayes is "absolutely" worried about them, he says. "I can't change the world. They could relapse."

"With Marty, I see he wants to make a difference. I feel like he was getting tired of the lifestyle he was living."

WHEN HAYES CAME up with the idea for this experiment, he did not want cameras following him and Long. He didn't want to make it look like he was grandstanding or being fake. But both Woodie and the St. Patrick Center encouraged him to use his platform to raise awareness of homelessness.

Both Hayes and Long say the experience changed their lives. Hayes hated the way people stared at him as he walked the streets, judging him by the way he looked. Long used to look the other way when he saw a homeless person. He'd write checks to the St. Patrick Center, but for a long time, he says, the people there were just faceless recipients of his good fortune. Long made his first trip to the facility right after his night on the streets, and promised he'd be back.

"We don't understand," Long says. "We weren't hoping to understand. We were just hoping to gain a little perspective and put kind of a feeling with the cause that we had been [donating to] from a distance the last couple of years."

Long went home that night, rested his head on a pillow in his apartment and stared at the ceiling. He felt warm and lucky, but not quite comfortable. He hopes that feeling lasts.



ST. LOUIS RAMS FEATURE CLIPS

TITLE: Chris Long rallies fellow NFL 'Waterboys' to provide clean water in East Africa

BYLINE: By Nick Wagoner, ESPN.com

DATE: August 21, 2015

St. Louis Rams defensive end Chris Long first visited Tanzania in 2013 when he climbed Mount Kilimanjaro with former teammate James Hall.

After the climb, Long spent time down the mountain and found himself struck by what he calls the "beauty of the place and people." But it was a not-so-beautiful image on a second trip there during the summer of 2015 that has Long leading a group that could have him returning to African villages for years to come.

"The way of life that is accepted is that they are drinking out of an utterly unacceptably dirty borehole that animals are defecating in, and it's brown," Long said. "The water is brown and there's all sorts of green stuff in there, and you'd just never drink it. Just the image of seeing a water bottle that we were drinking from and then what they drink every day -- we thought that they would be aware of how bad it was, but we asked them if they drink that regularly and they just downed it. That just struck me."

Long was already pretty far along in the creation of an offshoot of his Chris Long Foundation, now known as the Waterboys Initiative, by the time he visited Tanzania again in the summer of '14, but that image cemented the idea that he'd been kicking around since his initial visit in 2013. Long officially unveiled the Waterboys project a couple of weeks ago after finalizing details and recruiting other NFL players to participate.

The mission is to provide clean water to villages in need in East Africa. According to statistics from WorldServe International, every day 1,000 children younger than 5 die because of unsafe water and poor sanitation.

"They are in a state of being perpetually sick," Long said. "You see kids coughing, and you never know when the last time somebody might have passed away from water-borne illnesses in that village. But it happens all over the world and it's a big problem, and there's no agriculture, there's no economy because of it."

Long's first move was to team up with WorldServe, an organization that he says has been building wells in Africa for more than a decade and has so far provided clean water wells to nearly 2 million people in Tanzania, Kenya and Uganda.

From there, Long worked to enlist the help of players from around the NFL with an eye toward using the league platform to raise money and awareness for the cause. The result was the Waterboys, featuring 23 NFL players, each from a different team. The list includes big names such as Seattle quarterback Russell Wilson, Philadelphia quarterback Sam Bradford, Kansas City defensive end Tamba Hali and Chicago offensive lineman Kyle Long, who is Chris Long's younger brother.

Each player represents a team, and each team represents a well. Through the Waterboys website, donations can be made in the name of each player. And Waterboys uses one of Long's greatest strengths -- his social media game -- to raise awareness by asking people to take pictures of themselves with what they're drinking and use the hashtag #Drink4Water to help spread the word. The idea is for the initiative to catch on virally and help generate attention, much like the ALS Ice Bucket Challenge, which took the country by storm a year ago.

"You saw how that turned out," Long said. "It was unprecedented for them. And clean water is something I have always appreciated, but it's something I think people are under-aware of in the States. I think if you give people the thought to think about, then it makes sense to them. But it's outside the box, so I got over 20 guys on 20 teams involved in Waterboys to leverage their platforms and try to gain support and raise awareness and gain donations."

So far, Long has had no shortage of support. In the running tally on Waterboys.org, Long has garnered the most in donations at nearly \$7,000, and the 23 players have each raised at least \$1,000 so far.

Long is well-aware that his efforts to help in Africa will draw criticism from those who say there are plenty of people in the United States who also need help. But he's quick to point out that the two are far from mutually exclusive. And after meeting the people in those African villages, Long couldn't help but want to make things better.

"I just think if you have compassion for your fellow human beings, there's no borders to that," Long said. "I know it's not the United States and we have our problems here, and athletes, including myself, are always trying to address those is-



sues to remedy them, but I think it's a really great act of kindness to help somebody halfway across the world that maybe you've never seen. I have been there. I've seen it. A lot of people that have been there have seen it and it stays on their heart. I'm getting these athletes together to leverage their platforms and say, "Trust me, it's bad and they need help."

On Long's trips to Africa, his visits haven't been limited to the places in need of help. He has also visited villages that have had wells installed and says the difference is marked.

"You go to a place where they just drilled a well a year ago when it was just desolate, and now it's thriving and people had possessions, agriculture -- people were happier, they were excited, they were healthier," Long said. "It's just a totally different vibe."

It's a vibe Long and his fellow Waterboys are hoping to bring to villages all over East Africa.



ST. LOUIS RAMS FEATURE CLIPS

TITLE: Rams DE Robert Quinn aiming to get back to great

BYLINE: By Nick Wagoner, ESPN.com

DATE: August 6, 2015

To hear St. Louis Rams defensive end Robert Quinn tell it, his 2014 season was a borderline disappointment.

Yes, a season in which Quinn finished with 46 tackles, 10½ sacks and five forced fumbles on his way to a second consecutive Pro Bowl berth simply wasn't good enough for the Rams' best player.

When you consider the context in which Quinn places the season, it's much easier to understand why he wasn't exactly thrilled with his production.

"You're never really satisfied," Quinn said. "Yeah, it's great to make a Pro Bowl but, I mean, I set my bar extremely high. Ten-and-a-half [sacks] is a good season, but I want great seasons every year I'm here."

In other words, Quinn became a victim of his own success. In 2013, Quinn emerged as one of the most dominant players in the NFL, regardless of position. He won the Pro Football Writers of America's Defensive Player of the Year award after recording 57 tackles, 19 sacks, seven forced fumbles and two fumble recoveries.

The breakthrough season earned Quinn a new six-year, \$65.6 million deal, which he signed just before the team's Week 2 matchup against the Tampa Bay Buccaneers. But as the numbers in Quinn's bank account rose considerably, the numbers in the sack column dwindled.

A Rams pass rush that many thought would be among the best in the league registered only one quarterback takedown in the first five games, an NFL record for futility to open the season since sacks became an official statistic. Quinn went without a sack for the first five games, his longest streak without a sack since he entered the league in 2011.

"That's something I have got to push myself to start faster, do whatever I can to figure it out," Quinn said. "Maybe get 20 [sacks] or whatever the number may be. I just set my bar so high; that way I can constantly continue to reach and if I reach it. I guess I have to push myself a little bit more. I wasn't satisfied, but I guess you can look at it as not bad to make a Pro Bowl."

Quinn got rolling as the 2014 season progressed, posting those 10½ sacks in the team's final 11 games, including six in four weeks from Week 7 to Week 10. It was no coincidence that Quinn and the rest of the pass rush surged as soon as rookie defensive tackle Aaron Donald joined the starting lineup.

With Donald now entrenched next to him and Chris Long returning at full strength, Quinn shouldn't want for one-on-one pass rush opportunities. That should help his cause, but that doesn't mean Quinn is counting on others to create more opportunities for him.

That's why Quinn is spending this training camp looking for ways to bolster his game and add new tricks to his bag.

"[You have to] constantly work your craft," Quinn said. "I know that's a simple answer, but you have got to constantly work your craft day in, day out. D-line technique really doesn't change that much for the most part, and constantly working on get-off, hand drills, playing the run, all that type of stuff, you just constantly work that and don't get too comfortable or too bored with doing repetitive stuff. The D-line, we repeat a lot, but that's part of our jobs."

Quinn declined the chance to offer some in-depth explanations on what he's hoping to add to his pass-rushing arsenal, but after some coaxing, he did mention his desire to add a power rush to his array of speed moves. Now entering his fifth season, Quinn believes there's plenty of ways for him to improve.

"If you can't learn anymore, I guess it's time to get out of the game," Quinn said. "So you constantly are trying to add something to your tool belt. Where O-linemen, for me it's just if they know what you are about to do, you throw a curveball at them and now he's on his heels. You are always trying to add something to your game, not trying to change your game completely, but add something to it to make it better. Each day you come out, try to do something a little bit different that, "They've never seen this before," so I'm going to work this for the week or whatever. You can't get too comfortable with what you are able to do now."

Especially when being good simply isn't, well, good enough.



ST. LOUIS RAMS FEATURE CLIPS

TITLE: Rams hope Todd Gurley, their back of the future, can be blast from past

BYLINE: By Nick Wagoner, ESPN

DATE: May 14, 2015

EARTH CITY, Mo. -- In many ways, the scarcity of jersey number options for Todd Gurley tells the story of how he ended up with the St. Louis Rams.

Gurley wore No. 3 at the University of Georgia and was disappointed to learn that isn't an option for NFL running backs. So the Rams' equipment staff presented him with his choices.

Something in the 40s?

"It's just not my swag," Gurley said. "No disrespect to anyone with the 40s."

How about No. 39, which belonged to Steven Jackson for nine years, during which time he became the Rams' leading rusher?

"I'm definitely not going to touch that," Gurley said. "I respect him. I wouldn't do that."

Gurley also had no shot at Nos. 28 or 29, the retired numbers of Hall of Fame Rams backs Marshall Faulk and Eric Dickerson.

It's in those numbers that one can see a tradition of featured running backs creating a legacy with the Rams. Add staunch running-game supporter Jeff Fisher as head coach and it shouldn't have come as much of a surprise that the Rams used the 10th overall pick to draft a highly touted back -- albeit one coming off a torn left anterior cruciate ligament.

When the Rams made Gurley the first running back selected in the first round since 2012, they breathed life into a position that has been devalued in the draft and free-agent market in recent years.

"It's fitting that Coach Fish is the guy who kind of, he saved the running back, brought him back to the first round," Rams general manager Les Snead said of Fisher, who coached prolific backs Eddie George and Chris Johnson with the Tennessee Titans.

It's perhaps more fitting that the Rams were the team to "save the running back."

Long the face of the franchise and the offense, Jackson spent one season as Fisher's primary back in St. Louis before the sides agreed to part ways. Jackson left for Atlanta in 2013, in search of a chance to win. The Rams, meanwhile, sought to transition to more of a timeshare to make Fisher's preferred running game work.

As it turned out, neither side got what it wanted.

The Rams used combinations that featured Zac Stacy and Tre Mason as the primary ball carriers over the next two seasons. Neither cracked 1,000 rushing yards, something Jackson had done in eight consecutive seasons.

While the Rams continued to search for their next Jackson, Faulk or Dickerson, the Falcons released Jackson in February after missing the playoffs for two consecutive seasons. Soon after, Jackson took it upon himself to hold the fort in defense of every-down running backs. He launched a video campaign with humorous undertones but a message that's serious to him.

When Snead referred to Fisher as "saving the running back," it was no doubt a nod to Jackson's viral video campaign.

The symmetry in it all is impossible to ignore.

"It is quite funny, here I am leading the way and the Rams are looking to recommit to a franchise running back," Jackson, who is currently unsigned, said one week after the draft. "I think when you see a guy that is very talented, no matter what position he plays, I think you ought to treat him as that special guy and not just put him in the box of 'This is the way business is handled and the way we want to structure how we pay guys.'"



On that, Fisher and Jackson would seem to agree. In Fisher's two decades as a head coach, his best teams have had an unmistakable identity: The defense was physical and the offense was powered by the running game.

Between Tennessee and St. Louis, Fisher-led teams have had six winning seasons. In those six years, only quarterback Steve McNair's 2003 MVP season sits as an outlier from the run-first approach. In four of those years, the Titans finished in the top five in total rushing attempts. Fisher has had three 13-win seasons (1999, 2000, 2008), all of which featured a back among the NFL's top eight rushers.

The move to add the 6-foot-1, 222-pound Gurley comes after three seasons in St. Louis when plenty of lip service was paid to building a power running game, but results haven't followed.

Under Fisher, the Rams have averaged 106.3 rushing yards per game and 4.1 yards per carry, ranking 19th and 17th in the league, during those three years.

For a team looking to build a physically dominant personality, those numbers simply aren't good enough.

As a coach who already believed in the value of a special talent at running back, Fisher had no trouble offering another affirmation with his team's first-round pick.

"You can't ever say that running backs have no value," Fisher said in the days that followed the draft. "We showed that last weekend. We've shown that in the past. This organization has shown that. We place a premium on that position."

Whether the Rams or Gurley truly have "saved" the running back will only be determined by time, but at least it's a start.

Soon after the Rams drafted Gurley, Jackson tweeted his approval, Gurley chatted with Dickerson via phone and George was one of the first people to text congratulations to Fisher. The coach even acknowledged that he views Gurley as his new George, the foundation of his offense for years to come.

Fair or not, the onus now falls on Gurley and San Diego's Melvin Gordon to perform to the level of their lofty draft status.

"They have to understand there's a lot of weight on their shoulders because of the state of the NFL and because it is such a passing league right now," Jackson said. "If guys don't perform in the first round, it will become even worse for where guys go."

After much contemplation, Gurley finally settled on No. 30 after the Rams traded Stacy to the New York Jets for a seventh-round pick. Now it's Gurley's job to carve a new path for the next generation of running backs to follow, and to make his new number the next in a long line of meaningful digits in Rams history.

"It's just a good feeling, more of like a personal pride standpoint just to be the first running back taken [in the first round] since 2012," Gurley said. "It makes everybody else, running backs around the world, [see] that we didn't disappear. We're not extinct. Not extinct at all."



ST. LOUIS RAMS FEATURE CLIPS

TITLE: Believe it or not, Donald should be better

BYLINE: By Bed Frederickson, St. Louis Post-Dispatch

DATE: June 9, 2015

Jeff Fisher has been studying a lot of Seattle film as he prepares his Rams for Sunday's season opener. One player in particular demanded his attention when he revisited last October's 28-26 win against the NFC West rival.

It wasn't a Seahawk. It was Aaron Donald.

Before the 24-year-old out of Pittsburgh was named 2014 NFL defensive rookie of the year, before he became the first rookie Ram to make the Pro Bowl since Hall of Famer Jerome Bettis in 1993, Donald made his second NFL start at defensive tackle in week 7.

The former three-star college football prospect turned No. 13 draft pick made Seahawks quarterback Russell Wilson pull the trigger on an incomplete pass. It was a preview of the five-yard sack that would follow.

Seattle's workhorse running back Marshawn Lynch, arguably the hardest man to tackle in the league, lost the same amount of turf when he met Donald on a second-and-goal from 12 yards out. It was one of Donald's three tackles out of six that forced the Seahawks backward.

"Going back and watching our first Seattle game last year, watching him play, he was very, very disruptive," Fisher said Tuesday. "Obviously I've watched a lot of Seattle. He really stood out ..."

Here comes the scary part for Seattle and every other offense the Rams will see this season.

"... And we expect him to play better," Fisher concluded.

There's only one logical question here. How?

Donald's nine sacks last season led all NFL rookies. He ranked second, behind Buffalo's Marcell Dareus (10), for sacks by a defensive tackle. He's had a sack in six of his past seven games, eight of his past 11.

Donald also led the Rams in tackles for loss (17) and totaled 32 quarterback pressures and 12 quarterback hits.

That's a lot of production for Donald to improve upon in his first full season as a starter. Fisher isn't the only one watching film. No. 99 was recently ranked No. 92 on the NFL's player-ranked list of top talent. Pro Bowlers don't sneak up on people.

Still, everyone at 1 Rams Way makes it sound like 2014 was just the start for the undersized (6-foot-1, 285 pounds) yet seemingly un-blockable man.

"I really believe he just scratched the surface last year," Rams defensive coordinator Gregg Williams said recently. "His understanding of the pro game, his understanding of how we want things done, and some of the freedoms that we allow him to do, to play around him. He's a rare person instinctive-wise. He's a rare person intelligence-wise about that position. And he's a rare person leverage-wise. He plays with great leverage all of the time."

Rams nose tackle Michael Brockers might get the closest view of Donald in action.

"When you let him go, and don't really give him any restrictions, he can let it fly, and he can make plays," Brockers said Tuesday. "As long as we don't make him a robot and give him a bunch of rules, where he has to stay in his gap or whatever, man, just let him go. He's a playmaker. Let him do what he does."

Brockers also says Donald will be better this season. I asked for specifics.

"He just works on different stuff, you know?" Brockers said. "If he has a move down that he feels very confident with, he won't work on that move all week. He will work on something he struggles with, or something he feels he got beat on last week. He will work on that all week, strengthen his weaknesses. That's what he does. That's what I learn from him. And I'm a veteran. Work on your weaknesses. And he's gotten better. It's going to be scary."



Donald is soft-spoken compared to some of the talented defensive linemen he shares a locker row with. Guys like defensive ends Chris Long and Robert Quinn can easily take the attention off someone who doesn't seek it.

He lights up when you ask him about his new restaurant on Pitt's campus. If you're going to AD's Pittsburgh Cafe, you've gotta try the Panther Burger. It comes with bacon and an egg. On the topic of expectations for his second season, he sticks to vanilla.

Don't mistake Donald's lack of bravado for a lack of confidence, though. He says his ridiculously-fast first step has gotten faster. He says he is stronger, his technique polished.

"The sky is the limit," Donald said Tuesday. "I worked my butt off in the offseason. I feel a lot more comfortable, a lot more prepared. I know what's going on. I know the concepts of the defense. As a unit, we can do some special things."

Brockers is a better quote.

"He can be as good as he wants to be," Brockers said. "I've seen him improve his game so far, which is crazy, because he's done so much last year. And he's getting better. That's very scary for this season."

There's that word again. Scary.

The Rams are giving away a Donald rally towel before Sunday's game. Late Tuesday afternoon, Long was stopped in a hallway outside of the locker room to film a promotion for the promotion.

"You can cheer for the best player on the field," Long said into the camera. "That's Aaron Donald."

The way the Rams tell it, the best has gotten better.



ST. LOUIS RAMS FEATURE CLIPS

TITLE: Ayers Calls Rams a Good Fit for Him

BYLINE: Jim Thomas, St. Louis Post-Dispatch

DATE: June 18, 2015

Akeem Ayers spent half of his 2014 season with the Tennessee Titans, a team that would finish 2-14.

Following a late October trade, he spent the rest of the season with a team that went on to win the Super Bowl — the New England Patriots.

“So I’ve been from the bottom to the top,” said Ayers, the Rams’ new starting outside linebacker. “I really have a good view on how a team does it right. How it looks, how they prepare, and how they work.”

He plans to bring some of that understanding and advice to St. Louis — not to mention the Patriots’ gaudy Super Bowl XLIX championship ring he picked up Sunday at festivities in Foxborough, Mass.

“I think that’s some good motivation, somebody who you’re playing with who just recently won a Super Bowl and a young guy,” said Ayers, who turns 26 next month. “I think everybody would love to see (the ring) and just get some motivation.”

As coach Jeff Fisher sees it, all that will come in time. Right now, Fisher’s more interested in seeing sacks and tackles from Ayers than Super Bowl bling.

“I don’t think he’s gonna stand up and say anything about it now,” Fisher said. “But we’re all happy for anyone that comes in the building that’s had that (Super Bowl) experience. I think in time it would be beneficial, but we’ll let him choose that time.”

If nothing else, Ayers’ experience in 2014, when he went from being unwanted and unused by one of the league’s worst teams to being a valuable role player with the eventual NFL champions, showed how small the margin is between winning and losing at this level.

“Everybody has the talent,” Ayers said. “It’s just the teams who put the extra work in. I think it’s more of the film study and just having a smart team. When you have a smart team and you have a team that plays with a lot of confidence, that’s the biggest thing.”

Drafted in the second round (No. 39 overall) by the Titans out of UCLA in 2011, Ayers played in all 48 games with 43 starts during his first three seasons in Tennessee. But a coaching staff change after the ’13 season and patellar tendon operations on both knees doomed him in Tennessee last season.

Ayers wasn’t able to participate in practice until the start of training camp, so new coach Ken Whisenhunt and his staff really didn’t know first-hand what Ayers could do.

“New defensive coaching staff,” Ayers said. “New scheme — we switched to a 3-4 that year. I pretty much had a late start, and I guess they didn’t have time to wait. But it ended up working out.”

Ayers played in only two of the Titans’ first seven games before the trade last Oct. 21 that sent him to New England.

“I was excited just to get out of there period, honestly,” Ayers said. “I’d seen where it was going early on, and I requested a trade early on in the season.”

At the time he was traded to New England, Ayers was not only back to full health but back in football shape. He clicked almost immediately with the Patriots, registering sacks in three of his first four games there. He appeared in all nine regular-season games for New England, including four starts, and finished with four sacks and an interception.

Ayers became expendable this offseason when the Patriots signed Jaball Sheard in free agency, but he’s thankful for the opportunity that revived his career in New England.

“It was great,” Ayers said. “I learned a lot in my short time there.”

St. Louis was his one and only visit in free agency, and he ended up signing a two-year deal that includes \$2.75 million in



guaranteed money and can max out at \$9.2 million if all incentives are met.

“After I came here, it really was a no-brainer for me,” Ayers said. “I feel like this defense is something I can thrive in.”

His position coach with the Rams, Frank Bush, was his linebackers coach in Tennessee in 2011 and '12. And Rams defensive coordinator Gregg Williams was a senior defensive assistant for the Titans in 2013. That familiarity helped Ayers make his decision.

“(Bush) really helped me make that jump from my first year to my second year,” Ayers said.

In that 2012 season, Bush registered career highs in tackles (104) and sacks (six), while also coming up with an interception and eight pass breakups.

Ayers is expected to start ahead of Jo-Lonn Dunbar at strong side linebacker, adding yet another talented pass-rusher to the group.

“Akeem in Tennessee played behind the (line) and he rushed and he did everything,” Fisher said. “Then at New England he primarily was a rusher. Did some dropping (in coverage) but was primarily a rusher.

“He’s got the ability, and as you know, in our defense our linebackers are blitzers and they rush. So he’s got the ability to do both. He’s a big man and he runs well. He’s smart and he strong, so I think he fits.”

And he’s got the ring to show he’s won at the highest level.



ST. LOUIS RAMS FEATURE CLIPS

TITLE: Kenny Britt wants to move past six-year 'letdown'

BYLINE: Nick Wagoner, ESPN.com

DATE: June 8, 2015

Kenny Britt led the team in receiving yards in 2014 and became the first Rams wideout to surpass 700 receiving yards since Torry Holt in 2008.

It was a solid, if unspectacular first go with the Rams, but it was at least better than what the team has gotten from any of its pass catchers since Holt's departure. It also wasn't the first time that Britt had ventured into the 50-catch, 700-yard range.

To hear Britt tell it, however, it was just the latest in a series of disappointing seasons.

"There's definitely more I feel like I can give because there's more that I want to give and there's more that I want to do in my career," Britt said. "I'm going into my seventh year, I feel I let myself down the last six years. I have a chip on my shoulder this year and I've got a lot to prove."

Last season was Britt's first in St. Louis after spending his first five years with the Tennessee Titans but it wasn't his first playing for coach Jeff Fisher. Fisher is the coach who drafted Britt in Tennessee and the coach under whom Britt has undoubtedly had his most success in the league.

That's why, when Britt hit free agency after his one-year, "prove it" contract with the Rams expired, he had no designs on going anywhere else. Even though Britt didn't sign a new two-year deal with the Rams until a few days into free agency, he said he never really considered any outside offers despite some interest.

"Not in my mind, not in my family's mind or my wife's mind," Britt said. "I know where I wanted to be all along coming into the season."

And with good reason. Although Britt sounds wholly unsatisfied by his production to this point in his career, his drop off when he hasn't played for a Fisher-led team versus what he has done with Fisher at the helm is striking.

Britt's healthiest and most productive years have come under Fisher's guidance. In three seasons with Fisher, Britt averaged 741.3 yards, 44 receptions and five touchdowns while missing four of a possible 48 games. In three seasons without Fisher, Britt averaged 324.7 yards, 24.3 catches and 2.3 touchdowns while missing 19 of a possible 48 games.

Fisher has a reputation as a player's coach and knows when to ask for more and when to allow for breaks. That helps keep players healthy. Near the end of last season, Britt was one of the veterans Fisher allowed to take a day or two off in practice each week so he could be ready to go on Sundays.

According to Britt, that's just part of the appeal of returning to Fisher and St. Louis.

"There's definitely something to that," Britt said. "Fisher is a coach that lets you be yourself on the field and off the field. He treats you like a man instead of a child. He lets the coaches coach and he lets the players do the plays on the field and off the field. That's something you can be comfortable is being yourself instead of being uptight and watching what you have to say or what you have to do. I'm definitely more relaxed. And when you're more relaxed, you play better."

The question then becomes just how much better Britt can be. The reality is that the Rams offense probably isn't going to offer a chance for Britt or any of the team's pass catchers to put up the type of numbers that other top receivers around the league do in more pass-happy offenses.

Last week, Britt offered glowing praise for new quarterback Nick Foles and made it clear that the receivers are building a strong rapport with him. But even if that takes shape, if the Rams' running game takes off how they envision, there simply might not be much leeway for Britt to improve upon his 2014 production.

One way it could happen is to have Foles connect on more deep balls. Rams passers targeted Britt on throws traveling 20 or more yards in the air 25 times in 2014 but only connected 10 times. On a number of those incompletions, quarterbacks Shaun Hill and Austin Davis simply misfired with an open Britt running down the field.

Although Britt is entering his seventh season in the league, he's only 26, which means there could be more room for growth. He also seems to be as healthy as he has been in years, playing in all 16 games last year for the first time since his rookie season in 2009.

"I think every year I have more," Britt said. "I always say I have more. I don't want to leave this season saying I left something out there on the field."



ST. LOUIS RAMS FEATURE CLIPS

TITLE: Greg Robinson expecting big improvement in second season

BYLINE: By Nick Wagoner, ESPN

DATE: June 10, 2015

Surrounded by a group of offensive linemen that includes four rookies taken in this year's NFL draft, second-year offensive tackle Greg Robinson finds himself in something of a strange position.

After the St. Louis Rams opted for a nearly complete makeover of their offensive line in the offseason, Robinson is now the second-most experienced projected starter on the line. This time last year, Robinson was attaching himself to the likes of Jake Long, Rodger Saffold and Joe Barksdale in an effort to get up to speed as fast as possible.

A year later, Robinson is the player the rookie linemen are turning to for answers.

"Last year, I was the one asking the questions," Robinson said, laughing.

That's not to say that Robinson has all the answers yet, either. When the Rams used the No. 2 overall pick on him in the 2014 NFL draft, they knew it would take some time for him to turn raw ability into polished production. That is why Robinson's rookie season came with more than its share of bumps along the way.

Robinson started out as a guard, biding his time on the bench the first four weeks of the season before finally moving into the starting lineup. With Long in place, the Rams hoped Robinson could help at guard for a season before taking his projected left tackle spot permanently. That experiment lasted little more than two games before another ACL injury ended Long's season in week 8.

The Rams decided to turn the future into the present by moving Robinson outside to left tackle. They stuck with that idea this offseason when they released Long.

Buoyed by the knowledge that his natural left tackle position is where his future lies, Robinson has spent the offseason recovering from a turf toe injury suffered in the season finale against Seattle and attempting to get in better shape.

It's so far, so good on both fronts as Robinson said he has dropped 20 pounds to get down to 319 from 339 and is already doing individual drills after rehabilitating from the toe injury.

"I feel like I'm making progress every day," Robinson said. "They don't really want me rushing it. So I'm just going with whatever the coaches say and just trying to stay locked in and pay as much attention as possible."

Robinson probably could participate in team drills during practice now, but the Rams don't see the need to rush him.

"He's been working here," coach Jeff Fisher said. "He's been rehabbing and he's working and he feels good. His strength has increased. If there's a little bit of weight loss and increase of strength, that's a good thing."

Dropping the weight should allow Robinson to use his athleticism in space more.

"That's the plan," Robinson said. "I feel like I'm moving a lot better. It's coming from not being able to run at all to making progress and transition back to the field, but they don't want me rushing it."

In the meantime, Robinson has spent those team drill sessions focused on the mental side of things. Unlike last year, when he was asked to learn two positions at the same time, Robinson no longer has to concern himself with anything but tackle.

With the Rams adding some new offensive wrinkles, including more zone blocking, Robinson is getting a chance to do more of what he did at Auburn, where the Tigers mixed zone and man blocking schemes. The Rams appear to be headed toward mixing the two more than they already did this year.

Robinson hopes those new wrinkles and his additional time spent learning the offense will pay off in his second season. With three new starters projected elsewhere on the line, the Rams can't afford to wait for Robinson to take much more time to develop.

"I feel like the game has slowed down a little bit for me, just by me going through the walkthroughs and getting off on the snap count and stuff," Robinson said. "I haven't been making as many mistakes as I was last year, so I think the main focus is just getting the playbook and trying my best to learn as much as possible so I won't be thinking as much on the line."



ST. LOUIS RAMS FEATURE CLIPS

TITLE: Rams' Brockers taking his game to a new level

BYLINE: Jim Thomas, St. Louis Post Dispatch

DATE: June 15, 2015

Say what you will about Michael Brockers, but the Rams' defensive tackle leaves no stone unturned when it comes to trying to improve his game.

A couple of years ago, he hired a personal chef to make sure he was eating right. Last season he showed up lighter in an attempt to improve his quickness and overall effectiveness.

As for this offseason, he has taken up mixed martial arts training in an effort to use his hands better on the football field and keep opposing blockers' hands away.

"In life, I think every day you have to learn something," Brockers said. "If you're not learning, you're not living. So definitely for the most part, I try to 'up' my game. There's never a time where I feel like I know it all."

Line play at the NFL level isn't only about strength, power, and quickness; it's also about leverage and technique. Usually, once an offensive lineman gets his hands on you, it's over for a defensive lineman.

"It's about getting that man's hands off you, especially playing defensive tackle and nose guard," Brockers said. "It's all about physicality, and not trying to let them get their hands on you and grab you and stuff like that."

The most interesting aspect of Brockers' fray into martial arts is his teacher. It's none other than Dallas Cowboys Hall of Fame defensive tackle Randy White.

Brockers made the hookup through his agent Scott Casterline, who also represents White. Prior to the start of the Rams' offseason conditioning program on April 20, Brockers made regular weekend visits to work with White in Dallas.

Brockers, whose permanent residence is in Houston, would make the four-hour drive to Dallas on a Thursday and stay there working with White until returning on Sunday.

"It's been a slow process," Brockers said. "He's been doing this stuff all his life, for all his career. So learning from him I'm starting to get like the steps down. I'm trying to implement it a little bit in my game, trying to use it for 2015."

Brockers grew up a Cowboys fan in part because there wasn't a football team in Houston between 1997, when the Oilers left for Tennessee, and 2002, when the expansion Texans started playing. Brockers, still only 24, is too young to have seen White play but knew who he was before the martial arts tutoring begin.

"I knew a lot about some of the history about Dallas and knew he was part of it," Brockers said. "So for the most part when I learned he wanted to work with me, I was like, 'Yeah, let's go.'"

"It's cool because of the fact that he's a Hall of Famer and you think that they carry themselves a lot higher than they do. They're at the top of the top. But he's a real chill guy, cool, down to earth. So that's the reason why I really like working out with him, because he's a great guy to talk to and he listens and tries to really help my game."

White was introduced to martial arts training in 1976, his second year in the NFL, by then-Cowboys strength and conditioning coach Bob Ward. In that sense, Ward and the Cowboys were way ahead of their time.

"Bob had the vision of incorporating the martial arts into our football," White told the Post-Dispatch. "I enjoyed doing it and really took to it. It really helped my career."

Even after his career ended following the 1988 season, White continued his martial arts training. And he started training others, from elementary school-age youths up to NFL players.



One of his past “students” was six-time Pro Bowl defensive tackle La’Roi Glover, who spent three of his 13 NFL seasons with the Rams (2006-08) and is currently the Rams’ director of player programs.

(White met Glover at an arm-wrestling tournament, where Glover was a participant and White was doing commentary.)

“I’m not the great guru but I’ve got something to offer,” White said. “Something they can look at. If they like it, they can add it to what they do.”

White, now 62, has found Brockers to be a very willing pupil.

“Michael really is a very intense guy,” White said. “And is hungry to get better and be better. I’ve spent some time with him. I don’t know how many times we’ve trained. Quite a few.

“He really picked it up and he saw the value of what I was showing. It takes just a little bit to really grasp how you apply it. You develop sensitivity. We do hand drills and develop sensitivity.

“Most players, right off the bat they want to know, ‘Well, if he does this, what do I do?’ I can show ’em that, and I can show ’em a counter for a specific way a guy is trying to block you or attack you.”

But eventually, it’s got to come instinctively.

“When you’re on the football field, you don’t have time to be thinking about what move am I gonna use,” said White, who is training Brockers for free. “You’ve just gotta feel it. So you keep working the drills and develop sensitivity, and I show ’em all the different options that I know to make themselves effective as far as rushing the passer, pursuing a play.”

Just like learning more traditional defensive line techniques, Brockers knows it will take lots of repetition to take his martial arts techniques to that instinctive level. So once the Rams’ offseason program started in Earth City and he could no longer make the weekly trips from Houston to Dallas, Brockers studied videos to try to stay sharp.

“I even practice with my wife sometimes,” Brockers said.

(Now that’s a devoted wife.)

“Just hand movements,” Brockers said. “It’s not like I’m really throwing her or anything.”

The drills with White are strictly hands and footwork. The sessions last two to three hours, with a break thrown in here and there.

Once the Rams complete the final week of OTA practice sessions next week, the veterans have a five-week break before the start of training camp. Brockers plans to spend at least a couple of those weeks working with White in Dallas.

Once camp starts at the end of July, White might drop in at Rams Park to watch Brockers in practice, seeing if he’s applying the martial arts techniques on the football field.

“He wants to be the best he can possibly be,” White said. “And when you’ve got a guy that’s got that attitude, and he’s got the ability he has, he’s gonna be successful.”



ST. LOUIS RAMS FEATURE CLIPS

TITLE: Keeping Cory Harkey a key to Rams' offensive plans

BYLINE: Nick Wagoner, ESPN.com

DATE: July 5, 2015

Lost in the mix of a busy offseason that saw the St. Louis Rams make sweeping changes to the offense from coordinator to quarterback to running back to three spots along the offensive line was a simple move to retain one of their own.

Cory Harkey, the team's resident fullback/tight end/tough guy, quietly signed his one-year restricted free-agent tender offer in March. It didn't move the needle much, especially compared to big-ticket deals like the team's quarterback swap with the Philadelphia Eagles, but it was no less important given the offensive identity the Rams are attempting to forge.

"It's great to have 'Hark' back," Rams head coach Jeff Fisher said. "He really took on a leadership role in the special-teams room and really all over, for that matter. It's just great to have him back. He's one of those guys you trust. He's out every day. He's tough. He makes plays. It's good that we got at least another year."

The Rams don't have a true fullback on the roster, per se, but Harkey has admirably filled that role in addition to his tight end duties. But even with the Rams' efforts to have a power rushing attack as the focal point of the offense, they haven't made a move to get a traditional fullback on the roster. The reason? Harkey.

After entering the league as an undrafted free agent in 2012, Harkey has steadily earned a bigger role. In 2012, he played just 28 snaps in five games, but that total moved up to 361 snaps in 2013 and 349 last season. He probably would've set a new career high in 2014 were it not for an early season knee injury that Harkey managed to play through.

That injury led to Harkey's two worst games as a run blocker last season, according to Pro Football Focus, but as he got back to full strength, he became a key cog in the offense from week to week. He finished with a 1.3 grade in run blocking, which for what it's worth made him one of just three Rams to have a positive run-blocking grade from PFF. It also figures to be his primary focus moving forward.

According to PFF's snap breakdown, Harkey spent 239 of his 349 snaps run blocking in 2014. But that was for a team that didn't run the ball as successfully or as much as the Rams seem to plan to in 2015. The Rams were just 26th in the NFL in rushing attempts last season, handing it off 395 times with an average of 4.14 yards per carry, good for just 17th in the NFL.

This offseason represented a commitment to improving in that area as the Rams spent the No. 10 overall pick in the draft on running back Todd Gurley and four more selections on offensive linemen.

And though it wasn't as clear at the time the team extended Harkey his restricted free-agent offer, bringing him back was also an important part of that plan.



ST. LOUIS RAMS FEATURE CLIPS

TITLE: Johnny Punts: Rams' Hekker is the life of the party in St. Louis

BYLINE: Elisabeth Meinecke, FOX Sports Midwest

DATE: June 10, 2015

The best part of interviewing the St. Louis Rams' Johnny Hekker? You know he won't be boring.

Whether he thinks so or not, the four-year NFL veteran has developed a brand: positive, comedic and just plain entertaining. And he's done it not from a high-profile gig like quarterback, wide receiver or even defensive end, but one of the most invisible spots on a football roster: punter.

Hekker, not surprisingly, is good-natured about it.

"There comes a lot more responsibility learning the playbook and everything and that takes much more time," he jokes. "So we have nothing but free time, I guess, to build our brand, so that's also an advantage, in that sense."

Still, we all know it: Fairly or not, the punter is often cast as the stepchild of the NFL roster, woefully overlooked when it comes to outside attention. In an industry that has advertisers clamoring to monetize its stars, when's the last time you saw a punter peddling UGGs or hawking a Subway sandwich? Heck, forget advertisers. When was the last time you saw NFL draft experts devote an in-depth segment to the punters the same way they do quarterbacks, wide receivers and nearly every other position on the field (including offensive line)? They don't, because punters aren't supposed to be high commodities.

Yet Hekker has gone from being an undrafted free agent to one of the Rams' most recognizable voices in St. Louis. He's hosted a radio show, made it on TMZ.com for his dancing skills (or, more accurately, lack thereof), and publicly supported the "punters are people, too" movement. He was recently in a video on the Rams' website promoting the new professional soccer franchise in St. Louis and helped raise almost \$15,000 for charity last year as part of a joint endeavor with employees at SSM hospitals.

Part of his platform is because he's dang good at what he does, and on a team that's struggled offensively the past few seasons, his role, naturally, is more visible. He was a Pro Bowler in 2013 after producing the highest single-season net average in punting yards in NFL history. But he's also put the "special" in special teams by using his skills as a former high school quarterback. Rams fans will recall Hekker against Seattle and San Diego last season successfully throwing out of punt formation to convert on fourth down. That December, he got a six-year contract extension worth upward of \$18 million -- the \$9 million guaranteed was rumored to set a league record for his position. That got people talking -- even nationally -- about a punter.

Another boon in Hekker's visibility has been social media. Fans may only see him for a handful of seconds on the field each game, but social media give them access to the personality behind the punter. Like when Hekker recently chirped his teammate.

It's also, however, where actions on and off the field can be exposed -- which Hekker realizes can be sticky.

"Good or bad, you're much more accessible, so you've got to make sure that what you're doing is consistent and is in line with that brand you're trying to build," he says.

The bigger emphasis, however, is that Hekker puts a priority on engaging fans, and not just on social media, but talking with people at community events, showing interest in what they have to say and what's happening in their lives. He feels the Rams do a good job of involving themselves in the community.

"I think our team has really grasped that idea," he says. "I think the amount of community service hours we put in kind of shows a lot of our hearts."

Still, there's one part of Hekker's brand that remains almost as unheralded as his position on the field: work ethic. In the short time Sean Mannion has been with the club since getting drafted in May, the quarterback, who briefly crossed paths with Hekker at Oregon State, has already witnessed Hekker's nonstop commitment to his craft and his team.



“What I’ve been blown away with really since I’ve been here is the effort that he puts into every aspect of his game,” Manion says. “The specialists typically as a group are on a different schedule than the rest of the team, but you always see him around here doing something. He’s always the first guy in, it seems. You never get here and he’s not here yet. And then when you’re leaving, it seems like he’s always still around. It kind of shows the kind of guy he is. He puts such effort into being such an important piece of our team, and he has been.”

In the end, to Hekker, this all may be less about a “brand” and more about who he wants to be as a person.

“I think everyone has, to a certain extent, their own brand, and has a reputation,” he says. “You always want to represent yourself in a good light and make sure the things that you’re doing and the way you’re treating people aligns with the way that you want to be perceived and want to be treated. I’ve been taught that if you want to gain respect, you’ve got to give respect. So that’s just kind of how I like to treat all interactions with people.”



ST. LOUIS RAMS FEATURE CLIPS

TITLE: T.J. McDonald healthy, embracing expanded role

BYLINE: By Nick Wagoner, ESPN.com

DATE: August 2, 2015

Despite racking up the tackles and other somewhat artificial statistics during the first half of the 2014 season, it wasn't until the final eight games that St. Louis Rams safety T.J. McDonald finally felt comfortable in coordinator Gregg Williams' defense.

McDonald entered last year's camp as a returning starter but also faced the task of adjusting to a defense that would ask much more of him. Aside from middle linebacker James Laurinaitis, it's McDonald who has the most responsibility in Williams' defense. With all of that on his agenda, the process didn't go as fast as anyone would've liked, not just for McDonald but for the defense at large.

When the light came on for the defense after an ugly Week 8 loss to the Kansas City Chiefs, it was no coincidence that it perhaps burned the brightest for McDonald. When it did, the results were hard to ignore. He finished with 104 tackles, two sacks, a forced fumble and a fumble recovery with the sacks and turnover production all coming in the final eight games.

As the Rams embark on the 2015 season, McDonald doesn't have as much to learn and is mostly hoping to simply carry over what he accomplished from the season's second half into this year.

"I just have to keep growing, keep competing, keep learning," McDonald said. "Just go out with the guys, communication is a big thing. Being in Gregg's defense longer, you get more comfortable and the game slows down a little and it makes communication easier and allows you to be on the same page with the guys so we can all jell at once."

McDonald does, however, have catching up to do after sitting out during organized team activities. While he opted not to disclose the exact nature of the injury that kept him out of OTAs, he had no problem acknowledging how antsy he got being confined to the sidelines while his teammates went through practice. If nothing else, those lost practice reps were a direct blow to his efforts to continue his second-half surge.

Since he couldn't play, McDonald attempted to make the most of the time anyway. He was often one of the most vocal players on the field, shouting instructions and encouragement for his replacement, second-year safety Maurice Alexander.

"I was trying to take advantage of it as much as I can to help other guys," McDonald said. "It was hard being on the sideline so I would try to get out there and help my guys and try to encourage the guys from the sideline between periods, say a couple words. I love the game so it's tough being on the side."

McDonald arrived for this camp back at 100 percent and hasn't appeared to have any real limitations in his return. He's also carried over some of the advanced leadership traits he showed during the spring. The former USC captain has natural leadership instincts and now that he's in his third year is hoping to take on a bigger role in that regard.

"I definitely want to take on more of a leadership role," McDonald said. "I'm just coming out here and showing what I can do and trying to get better."



ST. LOUIS RAMS FEATURE CLIPS

TITLE: Zuerlein bracing for longer extra point

BYLINE: By Jim Thomas, St. Louis Post-Dispatch

DATE: June 12, 2015

Greg “The Leg” Zuerlein didn’t get a vote on the matter, otherwise extra points would still be kicked from the 2-yard line.

“They didn’t ask for any kickers’ votes,” he said laughing.

NFL owners certainly made life more, uh, interesting for the place-kicking fraternity, voting in March to move back the line of scrimmage for extra points to the 15. Beginning with the 2015 season, it will take the equivalent of a 33-yard field goal distance-wise for that point after touchdown.

That’s 13 yards farther back from the traditional spot at the 2.

“Can’t do anything about it,” Zuerlein said. “So might as well just start practicing from there. The fortunate thing is if you do well, it’s gonna make your value as a kicker go up.”

Conversely, too many hiccups kicking PATs from 33 yards won’t do much for job security.

“There’ll be plenty of misses, I guarantee you that,” Zuerlein said. “If you have an off-game or just a bad hit — there it is. It’s gonna happen. I think you’ll still make most of them, but you miss ’em at the wrong time ... and it could cost you a game.”

During his three-year NFL career, Zuerlein has missed four of 28 field goal attempts in the 30- to 39-yard range. It’s not automatic.

“Obviously, you can’t hit a perfect ball every time,” he said. “So even if you hit a decent ball, you’re still gonna miss some of the time. So many times you see kickers hit PATs and they (barely) get in there. They just squeak ’em in.”

Some of those extra points that “just squeak in” from the traditional 20 yards away will now be misses from 33 yards.

“It’d really stink to have a big game come down to it,” Zuerlein said. “Because it could be that the offenses did their job, the defenses did their job.”

And then a 33-yard extra point sails wide, no good.

“There’s probably gonna be some games won or lost by that,” he said. “So we’ll see what the fans’ reaction is to that, and see if the NFL (likes that). For me, why would the fans want to see a game end like that? That’s just my take.”

But the NFL probably would love it. The feeling behind the change was that the PAT had become way too predictable; the league wanted to make it a more competitive play. Zuerlein has missed only one of 95 extra points in his Rams career.

Coach Jeff Fisher is a member of the league’s competition committee, which studies such rule changes. He’s also a special teams aficionado, and is fine with the rules change.

“I understand the rationale and the reason behind it — to put a little bit more emphasis on the extra point because of the percentages,” Fisher said. “One school of thought is someone’s gonna be put in a position to kick an extra point in the fourth quarter in December in the AFC or NFC North in a 40 mile an hour wind to tie a ballgame.”

While a dome team such as the Rams will be kicking indoors in a comfortable, controlled setting.

“But it’s going to make it a much more exciting play,” Fisher said. “I think we’re gonna see more two-point attempts.”

The Rams may have half their games indoors but they have the potential for several games this coming season where the weather could be a factor on the now-longer extra points.

The Rams have road games at Baltimore (Nov. 22), at Cincinnati (Nov. 29), at Seattle (Dec. 27), and at San Francisco (Jan. 3). All are outdoor venues.

As Zuerlein points out: “Someone has to go to Green Bay in December with swirling winds and snow to make a PAT to maybe go to the playoffs or something. That’s a little different circumstance (than kicking in a dome).”

The Rams won’t face extreme cold in San Francisco or Seattle, but the weather at those venues can be raw, windy, and wet that time of year.

“Any time it’s later in the year, the fields can be pretty rough,” Zuerlein said. “You never want to be kicking on a poor field because your foot slips a little or any little thing goes wrong late in the year like that. You just never know.”

Under the new PAT rule, teams will have their choice of where the ball is spotted after scoring a touchdown. They can



choose the 15 and kick the extra point, or choose the 2-yard line and go for a two-point conversion.

There was some discussion about moving up the line of scrimmage to the 1 ½ — or even the 1-yard line for two-point attempts, but it stayed at the 2.

“I’m glad it ended up the way it did,” Fisher said. “I was opposed to moving it to the 1 ½-yard line. (Or the 1.)”

The 33-yard extra point is just another example of the league making things tougher on place-kickers.

First, the goal posts were moved to the back of the end zone from the front. For a while, kickoffs were moved back to the 30 from the 35 to encourage more kick returns. (Kickoffs subsequently were returned to the 35 as a safety measure for return and coverage players. The idea being fewer returns meant less collisions and fewer concussions.)

There was also the introduction of the “K-ball,” which cut down drastically on the amount of scrubbing and scuffing of footballs the kickers could do to soften up the ball.

It’s almost as if the kickers have been penalized for being too good at their jobs.

“I do wonder that sometimes,” Zuerlein said. “Because the better we get, the harder they make it. But the better the receivers get, or the better the quarterbacks get, they don’t make it any harder on them.

“You could make the receivers not wear gloves. Who knows? You could implement all kinds of different rules. Quarterbacks are passing for record numbers.”

But kickers are more accurate than ever — not necessarily a good thing in the eyes of the NFL.



ST. LOUIS RAMS FEATURE CLIPS

TITLE: Rams defense revving up under Williams

BYLINE: By Jim Thomas, St. Louis Post-Dispatch

DATE: June 21, 2015

When Rams defensive players returned for the start of the offseason conditioning program in late April, each received an individual tape — an individual report if you will — showing strengths and weaknesses in his play.

“It’s one thing for a coach to talk to all the defense,” coordinator Gregg Williams said. “It’s one thing for a coach to talk just to his position area. But the (position) coaches went the extra mile.”

And produced individual tapes, self-scouting their own players.

“The guys took it to heart and really had a very good spring in the weight room, in the training room and then here on the field,” Williams said. “It’s light years ahead of where we were last year (at this time) because they didn’t know me, I didn’t know them.

“Just from a terminology (standpoint), are we speaking the same language? Do we understand what we really want? It took a little bit of time for all of us to get acclimated last year.”

But now a foundation has been laid. There has been a base of information established for a defense that was among the league’s best over the second half of last season. If nothing else, Williams hopes the familiarity helps the Rams avoid the slow starts defensively that have plagued the team for several seasons under coach Jeff Fisher, predating Williams’ arrival a year ago.

To say that Williams raised the subject of slow starts during the spring would be understatement.

“Why don’t you ask these young gentlemen who play if I have worn them out about that,” Williams said. “Yes, we’ve discussed it.”

Linebacker Jo-Lonn Dunbar, whose association with Williams dates to time they spent together in New Orleans, can vouch for that.

“We’ve stressed that 10-fold,” Dunbar said. “Gregg mentions it every day. That’s the first thing he says to us every day. ... ‘Start fast. Start fast. Start fast.’ So what we need to do is start fast as a defense and start fast as a team.”

The pieces certainly are in place for that to take place this year. Returning from last season are seven of the team’s top nine defensive linemen, the top four linebackers and all 11 of the top defensive backs.

Fortifying that group are the free-agent additions of defensive tackle Nick Fairley, a first-round pick by Detroit, and outside linebacker Akeem Ayers, who won a Super Bowl last season with the New England Patriots.

“He has really fit in quite well here,” Williams said of Fairley. “The thing that’s been really fun for me to watch is the big eyes he had when he came in and saw the talent in that room. He saw, and all of a sudden, ‘Whoa! I’m going to have to compete for any time to get on the field with these guys.’ It’s gonna be fun packaging all those guys up.”

As for Ayers, Williams has some familiarity from the year (2013) they spent together in Tennessee.

“We’ve got to try to adapt some things to his skill set,” Williams said. “Hide the things that he doesn’t do real well but maximize the things that he does do well. And he does some really good things.”

Overall, Williams has tried to eliminate clutter from the defensive playbook — plays and schemes that for whatever reason didn’t fit or didn’t work. But he’s also added a few tricks. Williams said he has 42 packages of personnel alignments and groupings in his playbook — the defense worked on 18 of them this spring.

Familiarity with his staff after a year together has allowed Williams to give them more responsibility on the practice field. Williams isn’t as omnipresent, although it still is hard to miss him.

“The assistants know more about what I want,” Williams said.

Williams has been around the NFL long enough to know what a special defense looks like. He’s had several of them himself over the years at his many stops throughout the league.

Can this be one of them?

“We would hope so,” Williams said. “I would tell you this: I’ve had a chance to be a part of ... many special defenses. I’ve been seven different places and at five of those seven places we’ve been top five or best in the world at what we do. This is a talented group.”



But a couple of things have to happen to make the leap from talented to special. One is communication. Miscommunication in the heat of a game can lead to a busted play.

“One play can beat you one way or the other,” Williams said. “But when they are on the same page and you see these guys talking, yeah, there’s a chance for them to be special.”

Another important factor, Williams says, is the passion the players have for success. As he sees it, succeeding at the highest level has to be more important to the players than it is even to the coaches.

“The good teams I’ve ever been on, and some of the greatest defenses I’ve ever been a part of, it was much more important to them than it was to me,” Williams said.

And it’s very important, obviously, to Williams. So much so that each defensive player was handed a report Thursday at the end of organized team activities, comparing where they are now to where they were at the start of the offseason program — on April 20.

“Where they grew, where they didn’t grow,” Williams said.

And what they need to accomplish on their own before the team reconvenes for the start of training camp at the end of July.

It was Williams’ way of saying: Have a nice summer.



ST. LOUIS RAMS FEATURE CLIPS

TITLE: Weinke takes unusual path to Rams

BYLINE: By Jim Thomas, St. Louis Post-Dispatch

DATE: March 2, 2015

In Chris Weinke, the Rams have hired a quarterbacks coach with no coaching experience at the pro and college levels. Zero. At first glance, it seems an odd way to fill a vacancy at the highest level of football — the NFL.

But Weinke, 42, has plenty of experience coaching quarterbacks — just a different kind of experience from basically everyone else in the league.

Even while Weinke was playing, his goal was to coach. A devoted student of the game, Weinke kept notebooks from all the way back to his Pop Warner little league games.

“I have the notebook from every high school meeting,” Weinke said. “I have the notebook from every college meeting. Every game plan, and every note I ever took in the National Football League as a player.”

He put all that information to use, plus the insight picked up from coaches he worked with along the way, when hired to launch a football program from scratch in 2010 at IMG Academy in Bradenton, Fla.

“When I showed up there five years ago, we didn’t have a football field and I didn’t have an office,” Weinke said. “And they simply said: ‘Build a football academy.’”

It started with football camps, and then continued with quarterback-specific camps. And the ultimate goal was to launch a high school team. Things couldn’t have gone better on all fronts for Weinke at IMG.

Over those five years at IMG, Weinke worked with quarterbacks of all ages, sizes, styles and experience levels — from little leaguers up to college stars and NFL players.

At the upper end of the spectrum, Weinke said, “I had college kids come in the summer time while they’re in college. And then you have the guys that have finished college, and are now getting ready for the (NFL scouting) combine.”

Some of those prospects would come back to Weinke once they made the pros. During his time at IMG, Weinke worked with the likes of Ryan Tannehill (Miami), Christian Ponder (Minnesota), Cam Newton (Carolina) and Russell Wilson (Seattle).

During the lockout period before the 2011 season, Weinke worked with Newton for eight weeks.

This offseason, Weinke has been working with Shane Carden of East Carolina and Dylan Thompson of South Carolina. Carden attended the combine and spoke with the Rams at the Senior Bowl in late January.

Three years into Weinke’s stay at IMG, the high school team became a reality.

“We’re a fully accredited high school,” Weinke said. “It’s a boarding school. So, for example, last year our team consisted of 62 players from 19 states and seven different countries.”

The team plays within the Florida High School Athletic Association and its rules but isn’t allowed to compete for the state championship.

A couple of former Rams Super Bowl champions, Tom Nutten and Mike Gruttadauria, helped coach the IMG offensive line in the first two years of the team’s existence.

In those two seasons, with Weinke as head coach, IMG posted a 19-3 record; 22 of its 29 seniors went on to play Division I football in college.

As the driving force behind such a diverse and thriving overall program, it was difficult for Weinke to leave. He had some other offers but could afford to be picky.

“I’ve said it all along, that when you don’t have a job you’ll take any job,” Weinke said. “When you have a great job you can be selective. And so, I felt very comfortable where I was and what I was doing.”

But the Rams gave him an opportunity to fulfill his goal of coaching at the pro or college level. Weinke believes the Rams’ overall roster has potential. He hit it off with the head coach (Jeff Fisher), knows the offensive coordinator (Frank Cignetti) and is looking forward to the possibility of working with Sam Bradford.

“You’re gonna see a lot of energy and enthusiasm from me,” Weinke said. “My whole goal is to get my quarterbacks to play fast — but not in a hurry.”

Weinke believes his experience as a former player can only help the coach-quarterback relationship he’ll have at Rams



Park. He has experienced highs and lows as a player, from winning the Heisman Trophy at Florida State to struggling through a seven-year pro career with Carolina and San Francisco.

"I did not have a stellar NFL career, and I think I'm the first to admit it," Weinke said. "That's why I think I'm a good football coach, because I had to learn to deal with adversity. I know what that feels like. And I want to make sure that I instill all those things that I learned throughout that process. ... If I was a player, I'd love to have a former player be my coach."

Weinke is not traditional in terms of how he got to the NFL. But he's old school when it comes to coaching quarterbacks at this level.

"Passing the football's rhythm and timing," Weinke said. "So if you don't teach a guy how to do that, it's very hard to be consistent."

For Weinke, it starts from the ground up. Good footwork leads to everything else.

"And then everything else will be a line," he said. "I'm talking about staying connected. Bio-mechanically, your right side's gonna respond to your left; the upper half's gonna respond to your lower half."

Easier said than done these days, when the vast majority of players coming out of college played in the spread operating out of the shotgun and don't really have the urgency of footwork necessary to operate a pro-style offense.

Weinke says he's not out to create robots at quarterback. He might tweak a throwing motion, but he won't overhaul it.

"You've gotta have balance," Weinke said. "How do we throw the football with maximum power, from a good platform, and be consistent, and throw with accuracy?"

And throw with anticipation. That's what he'll be striving for with the Rams' quarterbacks.



ST. LOUIS RAMS FEATURE CLIPS

TITLE: Boras' Profile With Rams Grows

BYLINE: Jim Thomas, St. Louis Post-Dispatch

DATE: April 16, 2015

Throughout his NFL coaching career, a career that's about to enter its 12th season, Rob Boras has been a foot soldier. One of those behind-the-scenes guys who doesn't say much but shows up and does his job.

He's never been a campaigner or a politician — you know, one of those types always looking for his next job. But somehow he quickly earned the respect of Rams coach Jeff Fisher.

Every offseason since Fisher arrived in St. Louis in 2012, offensive coordinator Brian Schottenheimer applied for a job somewhere, and Boras' name always came up at Rams Park as a possible successor.

This offseason, Schottenheimer actually left, taking the coordinator's job at the University of Georgia. Boras came within a whisker of replacing Schottenheimer, but that job ultimately went to Rams quarterbacks coach Frank Cignetti.

"Through the whole process, during that month or whatever it was, just the communication, the honesty, you trust Coach Fisher," Boras said. "He has a plan. And so there's a personal disappointment but you're excited about the opportunity to move forward.

"You can't let those minor things be setbacks. Just like you talk to your players about all the time. You've got to move on."

Boras came out of the process with a nice consolation prize. He will continue coaching Rams tight ends but also has the additional title of assistant head coach/offense.

Although it's not the coordinator's job, Boras suddenly has a higher profile. Until the coordinator job search and aftermath, the only times he had gotten a mention in the Post-Dispatch in three seasons with the Rams were when his house was broken into, and when he embarrassingly suffered a calf injury on the practice field, which resulted in much teasing from the coaching staff.

"I've gotta find a better way to get my name out there," Boras joked.

He can do that in his new role by helping to get an under-producing offense going under a new coordinator (Cignetti) and a new starting quarterback (Nick Foles).

"Rob's going to have a lot more input, I'll put it that way, as far as which direction we go," Fisher said. "Particularly because I was really impressed with his presentations and his thoughts (during the interview process)."

Fisher made those remarks at the Feb. 12 news conference in which Cignetti was formally introduced as the new offensive coordinator. Fisher was more expansive on Boras' new duties at the NFL owners meetings last month.

"Rob really does an outstanding job, particularly in our running game and creation of the running game, and then pairing the running game up with the play-action passing," Fisher said. "That's where Rob, I think, his value is. So he's expanded that. He's working closely with Cig and the rest of the staff. It's a collective effort."

In an interview this week with the Post-Dispatch, Boras said the nature of his new job title is still evolving.

"It's really just to be able to help Cig and Coach Fisher in different areas, schematically as well as talking to players and such," Boras said.

Even before Cignetti was formally announced as the team's new OC, he and Boras and the rest of the offensive staff had been working on the new playbook. Simplifying it, pruning the terminology that was used for three seasons under Schottenheimer while evaluating what went well and what didn't in 2014.

"Cig has a very definite vision, and it's not very far from where we've been," Boras said. "Now we're going to be adding some more schemes that he's brought to us. And obviously, just organizing it and putting it into our terms, and seeing what's gonna work with our personnel. That has really kind of been the process."



Boras said that process is nearing completion — the playbook is close to being a finished product.

“I would hate to put a percentage on it, but yeah, it’s dotting the I’s and crossing the T’s,” Boras said. “We’re just cleaning it up a little bit right now before the players get back.”

That time is almost at hand, because the players return for the start of the team’s offseason conditioning program Monday.

Boras, 44, was born in suburban Chicago. In college, he was a four-year starter at center at NCAA Division III DePauw University in Greencastle, Ind. Football aside, the plan was to go to law school after completing his undergraduate degree.

But along the way, Boras couldn’t help but notice how much fun DePauw coach Nick Mourouzis had on a daily basis.

“He never had a bad day in his life,” Boras said. “The guy’s energy and enthusiasm was just contagious. About my third year in (at DePauw), I’m like, ‘You know what, if I could do this for the rest of my life, I’d be the happiest person on earth.’”

When he called his parents to tell them he was getting into coaching, and not going to law school, they took the news much better than expected. At age 21, fresh out of school, Boras was named offensive line coach at DePauw.

“I was gonna give it two years and see if I liked it,” Boras said.

That was 1992.



ST. LOUIS RAMS FEATURE CLIPS

TITLE: Austin flashes big-play potential

BYLINE: By Jim Thomas, St. Louis Post-Dispatch

DATE: August 16, 2015

For those hoping new Rams offensive coordinator Frank Cignetti can bring out the best in Tavon Austin, play No. 2 in Friday's preseason opener against Oakland was a tantalizing tease.

Austin caught a quick screen from quarterback Nick Foles, got loose thanks to a block from wide receiver Kenny Britt, and was off to the races. He gained 35 yards before the Raiders brought him down.

After the Rams' 18-3 loss, coach Jeff Fisher said: "That's one of Tavon's finest since he's been here. That was real impressive."

Torry Holt thought so, too.

"That 'smoke' was nice," Holt said. "That wasn't bad at all."

The Rams refer to the quick-hitting wide receiver screen play as a "smoke." Holt, the former Rams wide receiver great, did color commentary Friday as part of the Rams' television broadcast team.

He was in the locker room afterward, talking football with Austin. And Austin enjoys any time he can get with Holt, one of the stars of the Greatest Show on Turf team.

"He just comes to me, tells me a couple things I should work on," Austin said. "I definitely try to put it in my game and keep on going. He's one of the greats. Hearing it from him, him just seeing the fire in me, makes me want to go there and do it some more."

When it comes to electrifying plays, the Rams definitely would like to see Austin do it some more. The No. 8 overall pick in the 2013 draft has had several highlight moments in his first two seasons with the Rams. Just not enough.

Last year, his production as a receiver dropped from 40 catches, 418 yards, and four touchdowns as a rookie to 31 catches, 242 yards, and zero TDs.

Cignetti, who has replaced Brian Schottenheimer as Rams offensive coordinator, is trying to change all that.

"When you watch him out there, he's becoming an outstanding route runner, from his releases, top of the route ... getting tremendous separation," Cignetti said. "I'm very excited about Tavon."

Cignetti has had only a few media sessions since taking over as coordinator, but the Tavon topic always comes up.

"You know what? It's a point of emphasis to get everybody open," Cignetti said. "But Tavon, because he has a certain skill set, there are certain things you would like to do with him to put him in a position (to make plays)."

Austin admits his route running wasn't where it needed to be when he came into the NFL after dominating Big 12 defenses at West Virginia. But he believes he has come a long way in that area.

"I definitely feel like my route running's gotten so much better," Austin said. "That's the No. 1 thing. My mental game got stronger. It's not really about the physical thing, that's not really the problem with me.

"For me, it was being mentally challenged, and for the most part just being where you need to be when the quarterback's ready to deliver the ball."

When it came to Friday's big play, there was nothing too complicated. Without running downfield, the receiver turns, waits for the throw, and then tries to make people miss. In fairness to Austin, the blocking simply wasn't there on many similar plays he has run in the past. But it was on Friday.

"Kenny Britt made a great block that sprung it open," Austin said. "I had some big blockers down the field, made a couple moves, and from there I let my speed take over."



He added with a smile, "I hit the gas a little."

Austin says he has a good relationship with Cignetti. They talk about the playbook, and Austin gives him feedback on what he likes or doesn't like.

"And we go from there," Austin said.

Austin also seems to be hitting it off with Foles.

"Tremendous guy," Austin said. "Not even talking about on the field. Off the field, too. He comes and talks to us. He'll be chilling with the wide receivers. Just talking to us, seeing what we like, what we don't like.

"And we aren't always talking about football. We talk about random stuff. You know, basketball, anything. I really do like Nick Foles."



ST. LOUIS RAMS FEATURE CLIPS

TITLE: BenFred: An appreciation of Benny Cunningham

BYLINE: By Ben Fredrickson, St. Louis Post-Dispatch

DATE: September 17, 2015

If you haven't heard, Tre Mason and Todd Gurley are almost ready. They're sprinting up and down the practice field. They look fast and healthy. This is great news for the St. Louis Rams.

But before we welcome the backfield of the future, let's give some credit to the guy who's back there now.

I vote to make today Benny Cunningham Appreciation Day.

I'll admit it. I'm a Benny Cunningham fan. But let me introduce you to a bigger one.

Rick Stockstill is preparing his Middle Tennessee Blue Raiders for Saturday's game against Charlotte. He's busy, but he can make time to talk about the former two-star running back who became the heart of his team, the undrafted free agent who didn't let a senior-year-spoiling knee injury derail an NFL dream now in its third season.

"I didn't see the game," Stockstill said Wednesday. "But I saw a lot of highlights."

He's referring to the Rams' 34-31 overtime win against Seattle last Sunday. Cunningham started at running back for the third time in his NFL career. He totaled 122 all-purpose yards, his second-highest output since he churned out 136 yards against Chicago in 2013.

The 5-foot-10, 217-pound fire hydrant averaged 2.8 yards per carry (45 yards on 16 touches) against a stout Seattle defense. He averaged 19.3 yards per catch (77 yards on four receptions). And if you thought Nick Foles took too many hits, imagine how bad it would have been if Cunningham wasn't the last man standing between the quarterback and the Seahawks.

"Benny did a nice job last week for us, filling in," Rams coach Jeff Fisher said. "He made a lot of plays in protection, passing-game and run-game. Against a good defense."

That runs circles around Isaiah Pead's performance. Pead, the only other fully healthy true running back on the depth chart, carried the ball twice. He gained four yards, lost one and lost a fumble.

It's clear Pead isn't who we once thought he was.

And it's clear Cunningham is better than we thought.

Well, most of us, anyway.

Stockstill called Rams director of operations Bruce Warwick -- the two used to work together at Clemson -- after Cunningham went undrafted in 2013. He encouraged Warwick and Fisher to take a shot on his former captain. Cunningham rushed for 600 yards and 11 touchdowns in his first five games as a senior, before a hit along the sideline cut his big season short. The kid is worth it, Stockstill told the Rams. He wasn't kidding.

"What Benny has done, it hasn't surprised me a bit," Stockstill said. "He's such a good person. He's such a great teammate. He's got a phenomenal work ethic, a great competitive spirit."

"To be able to stay in that league, that's day-to-day, game-to-game, week-to-week. Nothing is guaranteed. But I guarantee you, he comes to that office every day with his hard hat on, ready to go to work, ready to get better. And that's exactly what he did here."

"It makes you proud when you see him having success. Just because you know how hard he's worked, and the sacrifices he's made to get to that point. Being able to be on an NFL team is just about everybody's childhood dream. Being able to play, and being a big contributor to his team, that makes it that much more satisfying."

Cunningham is dense (as in compact), but he's not dense (as in dumb). He knows his role probably won't be this big all season. Like the rest of us, he's itching to see what Gurley can do as a pro.



"I'm a team player, so you know I definitely want those guys to be healthy and come out and contribute," Cunningham said. "The sooner, the better."

Cunningham, who is scheduled to become a restricted free agent after this season, should slide back into his previous duties as third-down back and special teams strength. He caught 45 passes last season and picked up 33 first downs. Unless Gurley takes the title, he's the best pass blocker and pass catcher out of the backfield. Oh, and his average on kick returns last season (27.5 yards per return) was fifth-best in the NFL.

"I just try to be versatile," he said. "I just go out to practice and try to help any way I can, whether it's offense, kickoff, kick return, punt, whatever it may be. Whatever they ask me to do, I just try to prepare myself so, on game day, when my number is called, I'm ready to step up."

Stockstill doesn't care if Cunningham is first, second or third team.

He's still going to use his former star as an example for current and future Blue Raiders.

"You're still one of 46 (active players)," Stockstill said. "Whatever 32 (number of NFL teams) times 46 is, that's pretty special."

Thanks, Coach. Anything else you would like to add?

"Just tell him I love him," Stockstill said.

Message delivered.

Happy Benny Cunningham Appreciation Day.



ST. LOUIS RAMS FEATURE CLIPS

TITLE: Michael Brockers lets it go so he doesn't get lost on Rams' D-line

BYLINE: By Nick Wagoner, ESPN.com

DATE: September 17, 2015

EARTH CITY, Mo. -- As part of a defensive line tradition before every game, the St. Louis Rams have a conversation about which of them is going to step forward and set the tone for the day.

Those conversations often spawn a healthy competition among one of the league's most talented position groups, pushing each member forward in an on-going race to the ball. As the resident nose tackle on a line that boasts ends Robert Quinn and Chris Long and Aaron Donald, Michael Brockers knows that the nature of his job will often mean he's not going to win the race.

"We talk about who is going to eat today?" Brockers said. "There's probably no food left at the end of the day when you have Rob and Aaron and Chris. I'm just trying to get the little scraps I can, man."

Brockers feasted as much or more than his fellow linemates last week against Seattle. According to the coaches review of the film, he had 13 tackles, which is rare for someone playing Brockers' position. None of those were more important than the fourth-and-1 stop he and Donald combined for on Seattle back Marshawn Lynch to cement the team's overtime victory.

Before the play, Brockers lobbied defensive coordinator Gregg Williams to go back to a defensive scheme he used earlier in the game but Brockers didn't play as well as he'd hoped. That Brockers and the Rams knew what Seattle was going to do is actually not the most important part of the play.

"The last play of the game spoke for itself," Brockers said. "Early in the game I had a bad play on that same play. I wasn't in my gap or something happened where I messed it up. I told coach, 'You have got to trust me on the next one and next time you call that call I will be in the backfield and I will do my assignment,' and it showed up on the last play of the game. I told him to call it and he came back to it and I did my job."

That Brockers relentlessly pushed for Williams to go back to a play he didn't handle properly the first time represented an important step forward in Brockers' development. It's easy to forget that when the Rams drafted Brockers in the first round of the 2012 NFL draft, he was only 21 years old.

By his own admission, Brockers has struggled with forgetting about the bad plays and moving on to the next snap when something goes wrong. Developing a short memory was a point of emphasis for him during the offseason.

"I think I just let it go," Brockers said. "Usually I get in my own way. I'm very critical of myself so if I have a bad play, I'm stuck on that bad play for awhile. I just let it go and ran to the ball, tried to get as many tackles as possible."

Having the competition with his fellow defensive linemen doesn't hurt. Brockers is one game into his fourth NFL season and though the Rams have already picked up his fifth-year option for 2016, a big season would go a long way in solidifying his future with the franchise. For the record, both parties have expressed interest in keeping Brockers a Ram.

And though the nature of his position and the supernova that is Donald conspire to keep Brockers out of the spotlight, linebacker James Laurinaitis is quick to point out that Brockers is a valuable piece to making the defense work.

"(Donald) is special and I think people forget about (Brockers)," Laurinaitis said. "Mike has had a really good offseason overall. He came into OTAs with a phenomenal attitude, worked extremely hard this offseason, has taken practice seriously and you've seen his growth through camp. He's motivated. I think he's starting to understand that he can dominate guys when he wants to."

Make no mistake, Brockers wants to do just that and if he can feast like his fellow line mates, all the better.

"I still have time to grow, that's what's crazy," Brockers said. "It's funny to say but I'm just now starting to believe in my technique, in my pass rush, not being so hard on myself that I get in my own way. This year is a big year for me. I can feel it. Playing with all these guys makes it easy and I'm just now coming into my own."



ST. LOUIS RAMS FEATURE CLIPS

TITLE: Barron flourishing in safety/linebacker hybrid role for Rams

BYLINE: By Jim Thomas, St. Louis Post-Dispatch

DATE: October 2, 2015

Mark Barron was a first-round draft pick in 2012 out of Alabama, and started 37 games in nearly 2½ seasons with Tampa Bay before last year's late October trade sent him to the Rams.

Barron has had to adjust to role-player status in St. Louis. The hard-hitting safety has participated in 33 percent of the Rams' defensive plays through three games this season, with 21 snaps apiece against Washington and Seattle, and 29 this past Sunday versus Pittsburgh.

But he has made his presence felt; just ask Steelers quarterback Ben Roethlisberger. A third-quarter sack by the 6-2, 213-pound Barron knocked Roethlisberger out of the game and is expected to sideline him for four to six weeks with a knee injury.

Because the contact was low, some wondered if it was a legal hit. But replays clearly show that Barron stumbled on a blitz near Pittsburgh's left edge and lost his balance on his approach.

Barron's momentum carried him to Roethlisberger, with his hand clipping Roethlisberger's left foot. The Pittsburgh quarterback's left knee buckled on contact as he was trying to escape by stepping up in the pocket.

"It's the appropriate way to make contact with the quarterback when you're going to the ground," Rams coach Jeff Fisher said. "That's what the league wants to see. They don't want to see helmet contact to the lower body, or shoulder contact to the lower body."

"When you're going by, the appropriate way is to use your arm and try to trip the quarterback up and that's what he did. That was something that was discussed years ago with the committee."

Fisher is on the NFL's competition committee, which discusses and at times proposes rules changes on player safety.

"People are gonna choose what they want to say about it, but it wasn't illegal," said Barron, who was not penalized on the play. "It just happened how it happened. I'm not really worried about it."

Although he felt bad that Roethlisberger was injured, Barron doesn't mind having the reputation of 'Look out for Barron: He's gonna hit you.'

"You always want to be seen as a guy that — you want to be feared," Barron said. "I never want to injure a guy to the point where they can't play the game. But I want to be felt when I play."

Barron has done that during his time in St. Louis, as a blitzer and a run defender. He had 23 tackles, three sacks, and one pass breakup in nine games here last season following the Oct. 28 trade deadline deal that sent Tampa Bay a 2015 fourth- and sixth-round pick. This season, he has 14 tackles and one sack.

The majority of his playing time has come near the line of scrimmage, where he basically lines up in the linebacker position in one of defensive coordinator Gregg Williams' many packages.

"Not only can he play the safety position, he can play the linebacker position," Williams said recently. "We call it a fancy term, but he basically plays like a linebacker because he has the size and the strength and the burst to do that, too."

"And then he does a lot of the things that a nickel (back) and a safety does. ... I'm challenged each and every week to make sure I give him enough reps."

Williams has been a defensive coordinator or head coach for six NFL teams, and at each of those stops he says he has had a similar package involving a safety/linebacker hybrid.

"But I've never had anybody with (Barron's) skill set," Williams said.

The closest might be the late Sean Taylor, whom Williams coached in Washington, although Taylor did some things better



in the back end.

“I’ve had guys that I’ve had to adapt that package to ... to fit them — because we still want to do that three- and four-safety package at times,” Williams said. “But with (Barron), it’s almost like playing with another linebacker in there. But he still does all the DB things you want him to do.”

After being a starter in Tampa Bay at the beginning of his NFL career, Barron has adjusted coming off the bench for the Rams. Sure, he’d like to play more — what player wouldn’t? — but he’s not the type to complain about it.

“I wouldn’t do that,” Barron said. “I don’t want to cause that type of distraction on the team. So when my number’s called, I just try to make sure I go out and be effective and have some kind of impact on the game.”

Barron likes playing up in the box and enjoys blitzing. “Any defensive player would like to blitz,” he said.

He was used in a similar fashion in 2013, his second season in the league, under then Buccaneers coach Greg Schiano. He did it a lot in college, too.

“When you’re down that close (to the line of scrimmage), you always have a chance to get to the ball,” Barron said. “So I most definitely like doing it.”

This Sunday in University of Phoenix Stadium, Arizona quarterback Carson Palmer probably wants to see very little of Barron. That last time the Rams visited Arizona, on Nov. 9, 2014, Barron blitzed a lot, and once too often for Palmer. His sack early in the fourth quarter resulted in a season-ending knee injury for Palmer.

However, that play was even more innocent than the one that sidelined Roethlisberger. Barron came in untouched on Palmer’s right. As Palmer tried to step up in the pocket to elude him, Barron grabbed Palmer’s jersey near the back of the right shoulder and Palmer’s knee buckled trying to escape.

“I don’t want to speak on that,” Barron said. “But that also happened.”



ST. LOUIS RAMS FEATURE CLIPS

TITLE: Man Child: Aaron Donald started early to become the NFL's best D-tackle

BYLINE: By Elizabeth Merrill, ESPN

DATE: October 10, 2015

In 1991, a young father from Pittsburgh bought a set of weights from a retiring powerlifter. Archie Donald paid \$1,300 for the whole lot and spread it out on the floor of his basement. He instructed his little boys, Aaron and Archie, to sit on the steps and watch him lift. "I wanted them to be exceptional," Archie Donald said. "I wanted them to be alpha males." Aaron was so small at this time that he was wearing Pampers. But the toddler watched, mostly with a blank face, then messed around in the basement like little kids do.

Nine years passed, and Aaron Donald looked less than exceptional. He was chubby, kept to himself and was not particularly diligent about his chores, which consisted of sweeping the steps and taking out the garbage. One day, his dad came home and noticed his youngest son was out riding his bike while his chores remained unfinished. Archie was about to scold him, but then Aaron winced in fear.

The elder Donald never wanted his kids to be afraid of him, so he decided on a different approach. Come Monday, he told him, Aaron was going to start lifting weights with him in the basement, before school, at 4:30 in the morning. If Aaron saw some results in his work, Archie figured, maybe he'd keep going. A little bit of time passed, and Archie started hearing a knock on his door at 4 in the morning. It was Aaron waking him up.

"I went from pushing him to him pushing me," Archie said.

"You see how the tides roll?"

The NFL's Steph Curry

He is a baby-faced He-Man now, stronger than a father could dream, and in just his second season in St. Louis, Aaron Donald has evolved into, arguably, the NFL's most dominating defensive lineman not named J.J. Watt, though some already have him on par with Watt. Donald's speed is scaring the bejesus out of opposing offensive coordinators, but the more frightening notion is being an offensive lineman and winding up on one of those Donald "Did you see that?" videos on YouTube. His head coach, Jeff Fisher, thinks so highly of him that he is comparing him to Reggie White.

Donald plays a position that is often overlooked on a play-to-play basis, but new forms of analysis help. Pro Football Focus, for instance, a site that grades NFL players on every play, sees a superstar. According to its analysis, Donald isn't just the highest-graded defensive lineman in the league for the first four weeks of the season, outperforming Watt. He's grading higher than any defensive tackle in the past eight years.

Pro Football Focus isn't alone.

"I don't know analytics like that," Rams' defensive end Chris Long said, "I just think if you turn on tape, that's possible. J.J.'s a once-in-a-lifetime player, and we look at J.J. on film and we're always like, 'Man, that guy is unbelievable.' But I'm sure other people look at Aaron and say the same thing. It's just that Aaron hasn't been doing it as long.

"Could he be a J.J.-type guy? It's too early to tell, but for [four] games, hell yeah, he can be that good. He's been that good."

Donald is doing all these things despite being barely 6-foot-1 and 285 pounds, which is considered a runt in defensive tackle circles. When he was drafted as the 13th overall pick last year by the Rams, his teammates started calling him Ted, after the bear from the Mark Wahlberg movie, because Donald has a sweet face and looks cuddly. Donald, obviously, loathed this nickname.

He is sort of the NFL's version of Steph Curry, underwhelming in street clothes and even his No. 99 uniform, which does nothing to make him look bigger. But then four quarters pass, and his opponents are gassed and sore and ask themselves, "I just got beat by that guy?"

Perhaps it's his size, or the Rams' market, that have caused Donald to be a relative unknown despite being named the 2014 defensive rookie of the year. He doesn't talk much and doesn't jump into your living room every night with Gatorade and cellphone commercials, a la Watt.



"I don't think he does anything," Rams offensive tackle Rodger Saffold said of Donald. "He literally is at work or home. I've never seen him outside of the football facility."

A quick sampling of Donald's work, for those who have missed it:

In the 2014 season finale against Seattle, Donald lifted Seahawks guard James Carpenter off the ground and tossed him. Carpenter weighs 320 pounds.

During his college days with the University of Pittsburgh, in a game against Duke, Donald was bearing down on a read-option play as the quarterback was handing off to his running back. Donald couldn't figure out who had the ball, so he tackled both of them at the same time.

He ran the 40-yard dash in 4.68 seconds at the combine, which was the fastest official time for a defensive tackle since 2000. As Fisher and general manager Les Snead watched him zoom around in agility drills, they joked about playing him at cornerback.

He won the Lombardi, Outland, Bronko Nagurski and Bednarik trophies, the first man to sweep the awards since Ndamukong Suh, and when he was finished with the banquet tour, Donald arrived back at school around midnight. He was lifting weights the next morning at 8.

So Donald likes to pump iron, but so do hundreds of others in the NFL. He doesn't necessarily subscribe to the "chip on my shoulder" tale, even though he received just four scholarships coming out of high school, and three of them were from Akron, Toledo and Rutgers. So how does a smallish 24-year-old become one of the NFL's most disruptive forces?

"I think with any great player, some of it is if we knew, everybody would copy it," Long said. "If we understood, I think everybody would try to be a Donald."

Making believers

They didn't need any other reasons to fall in love with Donald -- How can you not be smitten with a guy who had 28½ tackles for loss his senior season, five more than anyone else in the nation? -- but one thing that he said really stuck with Snead.

Snead was sitting with Donald during an interview and asked how he'd overcome his limitations. Donald didn't even blink and said, "I don't think they're limitations at all."

Being a little lighter, Donald figured, made him quicker than most offensive linemen. And being shorter gave him leverage on the bigger guys.

"I've got leverage on a guy that's 6-6, and I'm strong enough to push 600-plus pounds off on a double-team," Donald said. "So just having that leverage on the ball makes it harder for these guys trying to bend down and block a guy that's 6-1. I think it's an advantage, if anything."

And the no recruitment thing? That was fine with Donald, too. He always wanted to go to Pitt anyway, all the way back to when he was a little boy. Donald won so many trophies that Pitt had to build a special case for him. He probably wouldn't have gotten that if he'd gone to Penn State or some SEC school.

The player Donald is most compared to is John Randle, who made it to the Hall of Fame via Texas A&M-Kingsville. Randle had nearly the exact dimensions as Donald, and both men possess what Rams defensive line coach Mike Waufle calls "extreme suddenness," the ability to beat blockers in a camera flash.

As it turns out, Donald was indeed gifted. His arms are the equivalent length to that of a player who is 6-3 or 6-4. He is so fast that when Waufle and defensive end William Hayes popped in game film of Donald before the draft, they thought they were looking at a highlight reel.

"When he arrived here, he sat behind me in the meeting room," Waufle said, "and I told him, 'I'm going to say a lot of things in this room; I'm going to teach a lot of different techniques. I don't want you to listen to one word that I say. I want you to continue to play just like you did at Pitt.'"



"I've never done that with a rookie, but I trusted him. He was already such a programmed, instinctive football player. Why screw him up?"

His instincts come in part from watching an enormous amount of film. Hayes estimates Donald watches at least twice as much as is required. At the end of training camp last year, Long came in to watch some tape when no one was around, but Donald was already there, "hogging the computer," Long said. After a loss to the Steelers last month, Donald's family was in town, but the first thing he did that night was go to the projector and watch film with his brother Archie.

And almost immediately, Donald commanded the respect of the veterans. It helped that he didn't talk much. Veterans like that. But what made him even more popular was the thought that he could help the Rams win. Donald had nine sacks, two forced fumbles and 47 tackles in 2014, and he was one of just three rookies to be named to the Pro Bowl.

"He showed a lot of maturity," said La'Roi Glover, a six-time Pro Bowl defensive tackle who's now the team's director of player engagement. "Oftentimes you get guys still trying to figure the game and themselves out. He was one of those guys we really didn't have to worry too much about. Typically, we start meetings at 7:30 or 8. He's always here at 6:30 or 7."

Working on a legacy

Donald's older brother Archie has an unscientific thought on the secret to Aaron's success. When they were kids, they used to watch the commercials that said milk would make them big and strong. So their mom, Anita Goggins, was constantly going to the store because the boys collectively chugged at least six gallons of it a week. They used to joke then that it would be cool if they could someday do one of those "Got Milk?" endorsements.

Aaron wants to do some commercials but hasn't been approached by anyone on a national level yet. His teammates laugh at the prospect of Donald, the man of few words, trying to be funny as he pitches Old Spice or car insurance.

Donald does have a restaurant/bar of his own that opened in the offseason. It's located on the Pitt campus and is called AD's Pittsburgh Café. Aaron runs it with his brother Archie. Chris Long was one of his first customers -- he stopped by after a rough night at a Kenny Chesney concert and ordered the chicken salad. During the offseason, Aaron is at the restaurant every day.

The younger Archie grew into a standout football player himself, starring at Toledo, getting a shot with the Cleveland Browns but injuring his shoulder during training camp. Both boys idolized their dad. On Saturdays, they'd dress up in little uniforms and help him with his commercial-cleaning business. "Be the best you can," their dad would tell them. It sounded cheesy, but it drove them.

Aaron kept lifting weights and liked how it made him feel. Like he was good at something.

The elder Archie says that even when Donald was a kid, coaches would stick double- and triple-teams on him, and nobody could stop him. This past Sunday, the Rams went to undefeated Arizona, which sent its own double-teams Donald's way. It wasn't a remarkable game by Donald's standards, but the Cardinals' attention to Donald helped free up his teammates. St. Louis surrendered just one touchdown and upset the Cardinals 24-22. It was easily Arizona's worst offensive performance of the season.

In the locker room afterward, Donald quietly put on his camouflage pants and a black hoodie and slipped out of the building. He'd conversed with his dad a few hours before that, shortly before kickoff. Archie said Aaron thanked him for making him get up at 4 and lift weights in a room they affectionately call "The Dungeon."

"You are what you are because you did it," Archie replied. "You took it from there."

Donald's dad said he has a grandson he's training now in his basement. The kid is little, but Archie promises in a few years, you'll know who he is.

"We're working on a legacy there," he said. "It was the best \$1,300 I've invested in my whole life."



ST. LOUIS RAMS FEATURE CLIPS

TITLE: Rams' Davis, Marquez feast under 'Bones'

BYLINE: By Joe Lyons, St. Louis Post-Dispatch

DATE: October 16, 2015

Rams special teams coordinator John Fassel, whose nickname is "Bones," likes to keep his players motivated. And competitive.

"Coach 'Bones' likes to keep us on our toes, so he's always coming up with ways to make things exciting," safety and special teams standout Cody Davis said following a recent practice. "He likes to find ways to keep us engaged and to help create that competitive edge on the practice field and in games."

That would explain the championship belt hanging in Davis' locker these days. Coming off one of his better games as a Ram, Davis currently leads the 500-point club, one of Fassel's motivational tools.

In the Rams' 24-10 loss last Sunday to the Packers in Green Bay, Davis, a third-year pro, put a big hit on punt returner Micah Hyde, drew a penalty that wiped out a Packers field goal and caught his first pass since high school.

"It's hard to say," Davis said when asked if it was his best day in the NFL. "I've done pretty well the last couple of weeks, but I also feel like I left some plays on the field. So there's always room for improvement."

Down down 21-10 and facing a fourth-and-2 situation from their own 42, the Rams ran a fake punt that resulted in a 20-yard pass from Johnny Hekker to Davis.

"It didn't go exactly how we drew it up, but it turned into a scramble drill and Johnny made a great throw," Davis said.

A four-year starter at Texas Tech, Davis signed as a rookie free agent in 2013 and has embraced his role as a special teams leader. A year ago, he finished among the team leaders with 10 special-teams tackles.

"I didn't play much special teams in college, but I knew that would be a key to me getting a chance in the NFL," the 26-year-old said. "It's an adjustment, getting into the flow of the game. You're on the field for the longest plays of the game, but there can be a long time between plays. You have to figure out a way to stay warm and to stay ready."

Another Texas Tech product, rookie receiver Bradley Marquez, has also been highly productive on special teams to start the season. He leads the squad in special-teams tackles.

"The coaches have put me in position to be successful, I've made some plays and I've really enjoyed myself," said Marquez, who said it's no coincidence that two Red Raiders are near the top of the unit's production. "Cody's been a great mentor. We played together a couple of years in college and he's helped me a great deal. A lot of the older guys have.

"This is a team that takes special teams very seriously and I want to do my part in upholding that. It's something we all take a great deal of pride in."

Like Davis, Marquez hadn't played a lot of special teams upon arriving in the NFL.

"As your college career progresses, you tend to play less on special teams," said Marquez, 22, who spent two summers as an outfielder in the New York Mets' organization before deciding to focus on football. "But at least I had some experience, so it was just a matter of catching up."

And Marquez has caught on quickly.

"Each year, 'Bones' seems to find at least one new guy that has that drive and that desire, and (Marquez) seems to be the one this year," long snapper Jake McQuaide said early in the season. "From day one, he's busted his butt to buy into what we're doing and every day, he's a guy who's making plays."

It was Marquez who recovered Seattle's onside kick to start overtime in the Rams' 34-31 season-opening win.

"I'm enjoying all the different responsibilities that go along with playing special teams," he said. "I'm grateful for the opportunity I've been given and I'm trying to make the most of it."



ST. LOUIS RAMS FEATURE CLIPS

TITLE: Jeff Fisher calls Todd Gurley best back he's coached at early stage of career

BYLINE: By Nick Wagoner, ESPN.com

DATE: October 26, 2015

EARTH CITY, Mo. -- St. Louis Rams coach Jeff Fisher had some flashbacks to his Tennessee days during Sunday's 24-6 win against the Cleveland Browns.

As Fisher watched rookie running back Todd Gurley carve up the Browns to the tune of 128 yards and two touchdowns on 19 carries, Rams fans at the Edward Jones Dome showered Gurley with chants of "Gur-ley! Gur-ley!" It was a familiar sound to Fisher from his days coaching Titans running back Eddie George and made Fisher reminisce about a former Rams running back who used to hear similar support.

"A little bit, yeah," Fisher said. "I would've liked to have been around to listen to the 'Eric!' chant as well, the Eric Dickerson chant. It's good. The fans were great today. They helped today with respect to their false starts and the penalties and things like that. I'm sure they enjoyed watching Todd run."

Fisher might as well have included himself in the Gurley Appreciation Fan Club. After Gurley's latest 100-plus yard outburst -- which brought his three-game total to 433 rushing yards, fourth-most of any back in his first three starts since the 1970 merger -- Fisher was asked if he has ever coached a running back who was so good, so soon.

"No, and I've been around some really good ones," Fisher said. "Chris Johnson was outstanding early. Eddie George was outstanding early. I don't recall them having the numbers that they had after three full games like Todd has."

Since we're on the topic, let's take a quick look and throw Dickerson in, since Fisher mentioned him as well:

In his first three full games as the starter, Gurley has 433 rushing yards, two touchdowns and averaged 6.4 yards per carry.

While certainly impressive in his own right, Johnson had 327 rushing yards, one touchdown and averaged 5.5 yards per carry in his first three full games in 2008.

George had 267 rushing yards, one touchdown and averaged 4.9 yards per carry in his first three starts in 1996.

Dickerson had 254 rushing yards, four touchdowns and averaged 3.7 yards per carry in his first three games in 1983.

Of course, out of that quartet, only Gurley was coming off a torn left ACL when he did it. And while Gurley is still working his way back to full strength, Sunday's win against Cleveland was his first game without a brace protecting the knee.

After the game, Gurley said he noticed the difference between playing with the brace and without it.

"It definitely felt a lot better," Gurley said. "Usually I'll be on the side just messing with the straps and stuff like that, so it definitely felt a lot better today."

That Gurley is only scratching the surface of what he can do is an ominous sign for defensive coordinators around the NFL.



"[He's] just an animal," quarterback Nick Foles said. "The guy's an extremely talented hard worker. His vision, when he runs -- like I've said before, just watching him run, he's special. There's not many people that can run like that, that have ever played this game. So, he's a young guy that keeps working hard. So, the sky is the limit to what he can do throughout his career."



ST. LOUIS RAMS FEATURE CLIPS

TITLE: Rookie Todd Gurley shows St. Louis Rams he was worthy of No. 10 pick

BYLINE: By Sam Farmer, Los Angeles Times

DATE: October 29, 2015

Les Snead naturally felt badly for Todd Gurley after the Georgia running back suffered a season-ending knee injury last fall.

But Snead, general manager of the St. Louis Rams, also was tormented by the thought that Gurley would wind up with an NFC West rival. At the time, it seemed unlikely that the Rams would take him with the No. 10 pick.

When Gurley postponed medical evaluations at the scouting combine in February, Snead thought: He's going to slide to the bottom of the first round and be drafted 31st by the Seattle Seahawks.

The outlook started looking better for Gurley, prompting Snead to wonder: Will the Arizona Cardinals take him at 24?

Time passed, and Gurley continued to heal. Snead thought: Uh oh, the San Francisco 49ers are going to take him at 17.

The Rams, meanwhile, sat mum. Most experts had them taking an offensive lineman.

"You knew there were a few teams wanting running backs," said Snead, easing back into his office chair at Rams headquarters this week. "What I didn't want to occur at all was somebody getting any hint that we were going to take him, with the whole selfish motive of, 'Hey, the Rams are going to take him at 10. Let's jump to nine or eight and get him first.'"

Snead's concern: He didn't want the Rams trying to tackle Gurley for the next decade.

Gurley chuckled this week when he heard the back story.

"That's pretty cool, man," he said, standing in a hallway outside the locker room at team headquarters. "I definitely was excited when they took me at No. 10. I was kind of shocked. They really kept it quiet. I know when they do those visits to do background checks back home, one of my high school coaches was like, 'Yeah, the Rams came by,' and I'm like, 'They're not going to take me.' But they did. It was crazy."

The Rams got their hands on Gurley, and now everyone else in the NFL is trying to do the same. He has been an indisputable phenom so far. After sitting out the exhibition season and the first two regular-season games as he continued to rehabilitate his knee, Gurley knocked off the rust with six carries against the Pittsburgh Steelers and in the last three games ran for 146, 159 and 128 yards.

The soft-spoken kid, who has struck a friendship with Rams Hall of Fame running back Eric Dickerson, is the first NFL rookie since 2005 to rush for at least 125 yards in each of his first three starts, matching the feat of former Tampa Bay Buccaneers back Cadillac Williams.

The St. Louis fans were so loud in chanting Gurley's name during last Sunday's game against the Cleveland Browns that Rams Coach Jeff Fisher had to flap his arms to hush them so his offense could hear the quarterback.

"I would've liked to have been around to listen to the 'Eric' chant as well, the Eric Dickerson chant," Fisher said afterward.



Matter of fact, the first person Gurley heard from after the game was Dickerson, who called a Rams executive and had him hand the phone to the rookie sensation in the locker room.

“I like his acceleration, I like his first step, and when I saw him in college I said, ‘This kid can play,’” said Dickerson, who as a member of the Los Angeles Rams set still-standing NFL records for rushing yards by a rookie with 1,808 in 1983 and for a single season with 2,105 in 1984.

“He’s big, he’s fast, and he doesn’t hesitate,” Dickerson said of the 6-foot-1, 227-pound Gurley. “Guys who dance around, those aren’t the guys who make it. The guys who make the quick decision and just hit it, those are the guys who do it. And he’s that kind of guy. When he sees a hole, he don’t mess around.”

Dickerson and Gurley met when the Rams trained with the Dallas Cowboys last summer in Oxnard, where Fisher paid homage to the 55-year-old NFL icon — who still looks like he could play — by putting him in the huddle for a play during a non-contact walk-through drill. Just before doing so, Fisher informed his offensive linemen that they were going to have the honor of blocking for the great Eric Dickerson — perhaps a hint of things to come when Gurley got well.

“Even when I played I knew that one day my day would come when this would all be over,” Dickerson said. “For Jeff to let me run that last play in practice — that’s all I did because it’s all I can do any more — that was a thrill for me. I wrote him a note on a picture and said, ‘Thanks for letting me carry the rock one last time.’”

Gurley was watching at the time, just as Dickerson is watching him now. While acknowledging the long-time contribution of running back Steven Jackson, who wore No. 39, the Rams point out that Hall of Famer Marshall Faulk wore No. 28, Dickerson No. 29 and Gurley No. 30. A natural progression.

Gurley leads the NFL with 213 yards in the fourth quarter and is the only player with three runs of at least 45 yards, one in each of the last three games. Last Sunday, Gurley gained an astounding 97 yards after contact. He runs through arm tackles as if they’re turnstiles.

“If you just watch his highlights, I don’t know if you truly appreciate the tough yards that he gets as well,” Rams linebacker James Laurinaitis said. “Being able to see him in person, the thing that stood out to me when he first got here is just how explosive he is. His patience, his vision, and just how he knows when to take off.”

The patience is what’s especially impressive to Snead, who has a laptop on his desk that’s connected to a large video screen in the corner of his office. He can pull up any play from any game or practice with a few clicks, then dissect it in frame-by-frame detail.

Although Dickerson talked about how Gurley doesn’t dance and just hits a hole, Snead is able to show how the young back patiently waits for a crease to develop — as opposed to simply trying to run over defenders — before making his move. It all happens in an instant, almost too quick for a cognitive process.

Gurley had to exercise the same patience during his healing process. The Rams considered unveiling him for their Week 2 game against the Washington Redskins, but Gurley told Fisher toward the end of the week that he wasn’t quite ready to go. That wasn’t easy for a rookie champing at the bit to prove himself.

The pivotal play, the one Gurley needed to experience, came in practice the next week. Snead dialed it up on his laptop for review. The Rams were in shorts but with shoulder pads and helmets. The backup center was in, and he was knocked back about four yards by a defensive tackle, causing him to collide with Gurley coming out of the backfield. It was a huge body launched squarely into Gurley’s surgically repaired knee.



The footage is silent, but you can almost hear the Rams gasp as Gurley's legs are swept from under him and he is upended.

In a blink, the rookie popped to his feet and ran 25 yards downfield.

"Coach," he said as he returned to the huddle, "I'm ready to go."



ST. LOUIS RAMS FEATURE CLIPS

TITLE: Mark Barron feels at home at linebacker, just don't call him one

BYLINE: By Nick Wagoner, ESPN.com

DATE: October 31, 2015

EARTH CITY, Mo. -- On the St. Louis Rams' "unofficial" depth chart, they recently did some tweaking to move safety Mark Barron to the starting spot at left outside linebacker vacated by the injured Alec Ogletree.

It wasn't just some symbolic move done because of the opening, they actually went all out and moved Barron into that spot after he'd spent nearly a full year with the team as a sort of hybrid safety/linebacker/luxury item for defensive coordinator Gregg Williams. No, Barron is even spending his practices working with the linebackers in individual drills.

And if there was any remaining doubt about his spot, one need only to turn on the tape of Barron's performance in Week 7 against the Cleveland Browns. No longer was he a sub-package player: Barron was on the field for all 65 defensive snaps at linebacker.

Mark Barron's impact as a hybrid safety/linebacker has been significant for the Rams defense. AP Photo/Billy Hurst

Barron wasn't just there, either, he was consistently making a difference.

"The defensive staff had him credited with 19 tackles, two caused fumbles and two tackles for loss," coach Jeff Fisher said. "He's filled in nicely. I think Gregg and his staff have done a good job. We miss Alec, but we've adjusted with Mark. We've adjusted with Akeem [Ayers]. We're getting good pressure. Mark's just going to continue to get better."

Barron already has improved quite a bit since he arrived in St. Louis via trade about a year ago. After a disappointing couple of seasons playing safety in Tampa Bay, the Rams traded fourth- and sixth-round draft choices to the Bucs with a specific plan in mind to start using him more in the hybrid role.

By the end of the season, Barron had started to gain traction as the new job allowed him to do what he does best: play near the line of scrimmage, run and hit. Now that he's playing linebacker on a more regular basis, he's doing all the things that allowed him to become a top-10 pick out of Alabama.

"I'm just playing football," Barron said. "That's easy to me. I just line up and I know my responsibility. And as long as I know my responsibility, I can do that. It's not a hard adjustment. It's just football."

Barron isn't the only safety-turned-linebacker enjoying success in that hybrid role. As Fisher is quick to point out, Arizona is using Deone Bucannon in a similar fashion and he, too, is playing well.

Both Barron and Bucannon would be considered undersized for linebackers, which is why Barron's productivity over the course of a full game comes as a bit of a surprise. The Rams list him at 6-feet-2, 213 pounds, which by way of example is about 20 pounds less than Ogletree.

But Fisher has no concerns about Barron's ability to hold up near the line of scrimmage throughout games.

"He's not always in there," Fisher said. "We move him around. We're blitzing him and he's playing coverage and things like that. But often times when he's behind the ball, yes he holds up. He understands his run responsibilities and his gap fits."



For his part, Barron says he's felt comfortable playing at linebacker for awhile.

"I'm just playing football," Barron said. "I've been playing football for a long time so you can line me up in a lot of places and I can be a good football player for you."

Despite Barron's insistence, the tape shows a guy who has a much better grasp on the position and the defense, and who is now able to read and react without thinking much.

"I would refer to it as 'football instincts,'" Fisher said. "They're special."

Asked whether we can now call him what the Rams' depth chart calls him and avoid the safety or hybrid tags, Barron declines.

"No, nope, nope," Barron said, shaking his head.

So what can we call him?

"Call me, I don't know what to call me ... how about 'football player'?" Barron said.

So long as Barron keeps producing, I'm sure the Rams will let him choose whatever title he wants.



ST. LOUIS RAMS FEATURE CLIPS

TITLE: Keenum has that 'it' factor in huddle

BYLINE: By Jim Thomas, STLToday.com

DATE: August 21, 2015

It's not unusual to see coach Jeff Fisher eavesdropping on the offensive huddle during practice at Rams Park.

"I want to hear what's going on," Fisher said. "It's the quarterback's huddle, and there's more to operating a huddle than just calling the play."

Is the quarterback reminding players about situations, down and distance? Does he have command of the huddle?

Case Keenum did last season, even while on the Rams practice squad.

"That's one of the reasons why we brought him back," Fisher said. "He's got that enthusiasm and that 'it' factor in the huddle."

Keenum was in Houston last March, either driving to or coming back from training — he forgets which — when he got the call.

"It was Fish on my phone," Keenum recalled. "He said, 'What are you doing? I just traded for you.'"

When Keenum saw the tease on ESPN later that day — Rams in quarterback trade — he thought he might get some air time on SportsCenter. Alas, that was the same day the Rams swapped Sam Bradford to Philadelphia for Nick Foles. So the deal that brought Keenum here from Houston for a seventh-rounder was almost an afterthought that day.

Keenum is no afterthought on the Rams' roster, however. He's fighting for the No. 2 QB spot behind Austin Davis this preseason. And given the team's forced reliance on backup quarterbacks lately, it's a position of significance.

The Rams' last 25 regular-season games, in fact, have been started by backup quarterbacks. Over the past four seasons, 31 of 64 Rams games, dating back to Steve Spagnuolo's final season as head coach in 2011, have been manned by a backup QB.

Heading into preseason game No. 2, Sunday at Tennessee, Keenum has the lead over Austin Davis for the No. 2 job.

"I'm trying not to compare," Keenum said recently. "I never compare. For me, I'm preparing to play. I've been around this league long enough to know that I've started a year as a No. 3, and I started eight games.

"I've started a year on another team, really fifth-string, and then started a couple games for that team as well. So I know that anything can happen at any point."

Keenum, 27, was tremendously productive in college at the University of Houston, finishing his college career as the NCAA's career leader in passing yards (19,127) and touchdown passes (155).



He entered the NFL as an undrafted rookie with the Houston Texans in 2012, spending that season on the Texans' practice squad. In 2013, an injury to starter Matt Schaub against the Rams opened the door for Keenum to start eight games.

Cut by the Texans on Aug. 31, 2014 after they acquired QB Ryan Mallett, Keenum was claimed on waivers by the Rams, who needed help after Sam Bradford's season-ending knee injury in their third preseason game (against Cleveland).

Keenum spent part of last season on the Rams' active roster, without appearing in a game, and spent the second half of the season on their practice squad. Until Dec. 15, that is, when Houston — once again with injury problems at the position — signed him off the Rams' practice squad onto their active roster. "I left pretty quickly," Keenum said. "The Texans called on Sunday and I was on a flight Monday morning."

Next thing he knew, Keenum was in Houston watching film on Baltimore when he got a call from Rams quarterbacks coach Frank Cignetti.

"Are you in Houston right now?" Cignetti asked.

"Yeah, Coach. I am. Sorry," Keenum replied. "I didn't get a chance to say 'bye' or anything."

That's how quickly it happened. Keenum ended up starting the final two games of 2014 for the Texans, winning both contests. But with last year's Rams backup, Shaun Hill, off to Minnesota in free agency, Keenum returned to St. Louis via that other quarterback trade in March.

Keenum must have done something right in his first stint in St. Louis to have the team expend a draft pick to bring him back.

"I think it's a good fit," Keenum said. "I love playing for (Fisher). I've been really blessed to have some great coaches, and he is right there at the top of that list with a bunch of other guys that I've had."

Cignetti, now the Rams' offensive coordinator, spent a lot of time with Keenum last season.

"We talked a lot of ball," Keenum said. "Not just our offense, just kind of ball in general. So it was kinda getting on the same page with him. We think a lot alike, which really helps me. I think that's what a quarterback's job is — to see the (opposing) defense through his coordinator's and through his quarterback coach's eyes."

While with the Rams last season, Keenum spent a lot of time before games working with Cignetti. They'd go out on the field early and do individual stuff.

"The game's not too fast for him," Cignetti said. "He processes information very well. Very smart. He's a rhythmic passer. Very accurate. He can run the offense."

"We ask our quarterbacks to keep us out of a bad play, so he can come to the line of scrimmage, recognize the defense right (away), make the proper adjustments."

The coaches could see many of those traits in him on the practice field during his 3½ months with the team last season. "No question," Cignetti said. "You could just see his functional intelligence."

And his huddle presence.



“I like to think that I know when the huddle needs a little bit of humor in it,” Keenum said. “It just depends on the situation. I try to just be awkward and just random. Maybe mention that somebody’s fly is unzipped on the sideline or something.”

Naturally, there are times when a more serious approach is needed. Perhaps to regain attention in the huddle, regain focus on the task at hand.

“Just over time, it’s stuff you learn,” Keenum said. “It’s just football, and it’s just playing quarterback, and it’s leadership skills. You can pick that up from anywhere and anybody.”